



VIRGINIA TECH

2022-23 MEN'S BASKETBALL



13 NCAA APPEARANCES / 13 NIT APPEARANCES (2 CHAMPIONSHIPS) /
18 ALL-ACC SELECTIONS / 10 ALL-AMERICANS / 20 NBA DRAFT PICKS

GAME 3

THE MATCHUP

RV/RV VIRGINIA TECH HOKIES

2-0, 0-0 ACC

Head Coach: Mike Young (Emory & Henry, 1986)
Record at Virginia Tech: 56-36 (4th Season)
Career Record: 355-280 (21st Season)
vs. William & Mary: 0-2 (0-2 at Wofford)

VS

WILLIAM & MARY TRIBE

1-1, 0-0 CAA

Head Coach: Dane Fischer (Eckerd College, 1995)
Record at Lehigh: 34-49 (4th Season)
Career Record: Same
vs. Virginia Tech: First Meeting

GAME 3 | VIRGINIA TECH vs. WILLIAM & MARY - NOV. 13, 2022 | 6PM | RSN | BLACKSBURG, VA. | CASSELL COLISEUM (8,925)

BROADCAST INFORMATION

TV | RSN

Tom Werme, PxP
Brian Oliver, Analyst

RADIO | VT Sports Network

Zach Mackey, PxP
Mike Burnop, Analyst

VIDEO STREAM

ESPN.com and ESPN app

LIVE STATS

stats.hokiesports.com



@HokiesMBB



@WMTribeMBB

PROJECTED STARTERS

Virginia Tech	Ht.	Wt.	Yr.	Hometown	PPG	RPG	Other
G 3 Sean Pedulla	6-1	195	So.	Edmond, Okla.	19.0	3.5	46.2 3FG% (6-13)
G 0 Hunter Cattoor	6-3	200	Sr.	Orlando, Fla.	6.0	2.0	2022 ACC Tourney MVP
G 13 Darius Maddox	6-5	180	Jr.	Bowie, Md.	11.0	3.5	50.6 3FG% (40-79) last season
F 25 Justyn Mutts	6-7	220	Sr.	Millville, N.J.	16.0	11.0	DbI-dbl in first game of season
F 21 Grant Basile	6-9	235	Gr.	Pewaukee, Wis.	20.5	9.0	Most points in VT debut since 2019



KEY STORYLINES

THE SERIES

- Virginia Tech is 76-41 all-time against William & Mary.
- The Hokies carry a three-game winning streak in the series, which began on Jan. 19, 1917.
- VT and W&M have not met since the 2005-06 season, a 74-64 Tech win in Blacksburg.

BANNER UNVEIL

- The Hokies will unveil their 2022 ACC championship banner prior to tipoff Sunday.
- The banner will be located on the home bench side toward the south end of Cassell Coliseum. It will hang beside the 1979 Metro Conference championship banner and the 1996

Atlantic 10 West Division championship banner.

EL NIÑO IS BACK!

- Sixth-year senior forward Justyn Mutts made his season debut Thursday after sitting out Monday's season opener due to an NCAA-mandated one-game suspension.
- Mutts participated in a non-NCAA certified event earlier this year when going through the pre-NBA Draft process.
- The Millville, New Jersey native delivered his 17th career double-double (16 points, 11 rebounds) in the 78-52 win over Lehigh. He also added five assists and two steals.

CLIMBING THE LADDER

- Hunter Cattoor is currently tied for 10th all-time in career 3-pointers made in VT history.

Seasons	Name	3FG
2005-09	A.D. Vassallo	267
2007-11	Malcolm Delaney	264
1986-89	Wally Lancaster	257
2014-18	Justin Bibbs	254
1999-2003	Brian Chase	239
2014-19	Ahmed Hill	230
2000-05	Carlos Dixon	215
2003-07	Zabian Dowdell	210
2010-14	Jarell Eddie	192
2019-pr.	Hunter Cattoor	175
1992-96	Damon Watlington	175

2022-23 SCHEDULE

RECORD

2-0

ACC

0-0

NON-CONFERENCE

2-0

HOME

2-0

AWAY

0-0

NEUTRAL

0-0

Date	Opponent	TV	Time/Result
11/7	Delaware State	ACGNX	W, 95-57
11/10	Lehigh	ACGN	W, 78-52
11/13	William & Mary	RSN	6 PM
11/17	Old Dominion ¹	ESPN2	2 PM
11/18	Furman/Penn State ¹	ESPN2/U	-
11/20	TBD ¹	-	-
11/25	Charleston Southern	ACGN	8 PM
11/28	Minnesota ²	ESPN2	7 PM
12/4	North Carolina ³	ACGN	3 PM
12/7	Dayton	ACGN	8 PM
12/11	Oklahoma State ³	ESPN2	2 PM
12/17	Grambling State	RSN	4 PM
12/21	at Boston College ³	ACGN	6:30 PM
12/31	at Wake Forest	RSN	12 PM

1/4	Clemson ³	TBD	9 PM
1/7	NC State ³	RSN	7:30 PM
1/11	at Syracuse ³	RSN	7:30 PM
1/18	at Virginia ³	TBD	7 PM
1/21	at Clemson ³	TBD	6 PM
1/23	Duke ³	ESPN	7 PM
1/28	Syracuse ³	ACGN	7 PM
1/31	at Miami ³	ESPN2	7 PM
2/4	Virginia ³	TBD	12 PM
2/8	Boston College ³	ACGN	7 PM
2/11	at Notre Dame ³	RSN	2 PM
2/15	at Georgia Tech ³	ACGN	7 PM
2/18	Pitt ³	ACGN	5 PM
2/21	Miami ³	TBD	7 PM
2/25	at Duke ³	ESPN	6/8 PM
2/28	at Louisville ³	ACGN	9 PM

3/4	Florida State ³	ESPN/2	TBD
3/7-11	ACC Tournament ⁴	ESPN	-

All Times Eastern

* - ACC Game

1 - Shriners Children's Charleston Classic (Charleston, S.C.)

2 - ACC/Big Ten Challenge (Blacksburg, Va.)

3 - Basketball Hall of Fame Invitational (Brooklyn, N.Y.)

4 - New York Life ACC Tournament (Greensboro, N.C.)



CONTACT INFO

Brian Cox | Phone: (540) 250-0624
Email: bcox90@vt.edu
Associate AD, Creative Communications

Will Copeland | Phone: (757) 814-0930
Email: cwil99@vt.edu
Assistant Director, Creative Communications

QUICK FACTS

THE BASICS

University Name: Virginia Tech
 Location: Blacksburg, Va.
 Founded: 1872
 Enrollment: 37,000
 President: Dr. Tim Sands
 Director of Athletics: Whit Babcock
 Nickname: Hokies
 Mascot: Hokie Bird
 Colors: Chicago Maroon and Burnt Orange
 Affiliation: NCAA Division I
 Conference: Atlantic Coast (18th Season)

FACILITY FACTS

CASSELL COLISEUM
 Capacity: 8,925
 Record in Arena: 637-208 (.754)
 Largest Crowd: 11,500 (vs. Purdue; Dec. 3, 1966)

TEAM INFORMATION

2021-22 Record: 23-13
 Home/Away/Neutral: 11-4/7-6/5-3
 Conference Record: 11-9
 Home/Away: 6-4/5-5
 Conference Finish: 7th
 Conference Tournament: Champion
 Starters Returning/Lost: 2/3
 Letterwinners Returning/Lost: 6/6
 Newcomers: 9

Total seasons: 115
 First season: 1908-09
 All-Time Record: 1,520-1,256
 All-Time ACC Record: 138-169
 All-Time ACC Tournament Record: 14-17
 ACC Championship Game Appearances (Titles): 1 (1 - 2022)
 NCAA Tournament Appearances (Last): 13 (2022)
 All-Time NCAA Record: 8-13



MEDIA INFORMATION

CREDENTIALS

Outlets interested in obtaining credentials to cover Virginia Tech basketball home games must apply for credentials via: media.hokiesports.com/credentials.

You may also email: bcox90@vt.edu.

All credentials for Virginia Tech home games this season will be issued on a single-game basis, and media seating is extremely limited.

INTERVIEW POLICY

During ACC play, Mike Young conducts weekly media press conferences, via Zoom. To request the Zoom link for a particular week, please email Brian Cox (bcox90@vt.edu).

Gamedays: Coach Mike Young and select players will be available to the media following a 10-minute cooling off period after the game. For home games, interviews of Coach Young and players will be conducted in-person in the Cassell Coliseum media center.

Non-Gamedays: All coach and player interview requests need to be arranged through the Virginia Tech Creative Communications Office - contact Brian Cox (c. 540-250-0624; e. bcox90@vt.edu). Players and coaches should not be contacted directly under any circumstances.



2022-23 VIRGINIA TECH NUMERICAL ROSTER

No.	Name	Cl.	Pos.	Ht.	Wt.	Hometown	Previous School
0	Hunter Cattoor	Sr.	G	6-3	200	Orlando, Fla.	Bishop Moore
1	Rodney Rice	Fr.	G	6-4	195	Clinton, Md.	DeMatha Catholic
2	MJ Collins	Fr.	G	6-4	190	Clover, S.C.	Combine Academy
3	Sean Pedulla	So.	G	6-1	195	Edmond, Okla.	Edmond Memorial
4	Darren Buchanan Jr.	Fr.	F	6-7	235	Washington, D.C.	Woodrow Wilson
5	Patrick Wessler	Fr.	C	7-0	245	Matthews, N.C.	Combine Academy
10	Camden Johnson	So.	G	6-1	185	Waxhaw, N.C.	Metrolina Christian Academy
11	John Camden	r-Fr.	F	6-8	215	Downingtown, Pa.	Memphis
13	Darius Maddox	Jr.	G	6-5	180	Bowie, Md.	Oak Hill Academy
14	Owyn Dawyot	Fr.	G	6-2	190	Roanoke, Va.	Cave Spring
15	Lynn Kidd	Jr.	C	6-10	235	Gainesville, Fla.	Clemson
21	Grant Basile	Gr.	F	6-9	235	Pewaukee, Wis.	Wright State
25	Justyn Mutts	Sr.	F	6-7	220	Millville, N.J.	Delaware
33	Michael Ward	Fr.	G	6-2	175	Bethesda, Md.	Walt Whitman
34	Mylyjael Poteat	Jr.	F	6-9	265	Reidsville, N.C.	Rice

COACHING & SUPPORT STAFF

Head Coach: Mike Young (Emory & Henry, 1986)
Record at VT: 56-36 (4th Year)
Overall Record: 355-280 (21st Year)
Associate Head Coach: Mike Jones (2nd Year)
Assistant Coach: Christian Webster (7th Year)
Assistant Coach: Kevin Giltner (4th Year)
Chief of Staff: Stephanie Ballein (4th Year)
Special Assistant for Recruiting: Matt Olinger (4th Year)
Director of Player Personnel: Ryan Nadeu (5th Year)
Special Assistant to the Head Coach: Ace Custis (4th Year)
Strength & Conditioning: David Jackson (15th Year)
Athletic Trainer: Hisham Ziyout (4th Year)

PRONUNCIATION GUIDE

Hunter Cattoor	cuh-TOUR
Sean Pedulla	puh-DOOL-uh
Darren Buchanan Jr.	DARE-in BUH-can-in
Patrick Wessler	WES-lerr
Darius Maddox	Mad-DOCKS
Owyn Dawyot	Doy-YACHT
Grant Basile	buh-ZILLY
Justyn Mutts	JUST-in
Mylyjael Poteat	Muh-LIE-juh! POH-teet

ROSTER BY CLASS

Freshmen (7)	Sophomores (2)	Juniors (3)	Seniors (3)
Darren Buchanan Jr.	Camden Johnson	Lynn Kidd	Grant Basile [^]
John Camden*	Sean Pedulla	Darius Maddox	Hunter Cattoor
MJ Collins		Mylyjael Poteat	Justyn Mutts
Owyn Dawyot			
Rodney Rice			
Michael Ward			
Patrick Wessler			

* = Redshirt
[^] = Graduate Student

SOCIAL



BY THE NUMBERS

17

Justyn Mutts recorded the **17th double-double** of his career Thursday night against the Mountain Hawks, dropping in 16 points and 11 rebounds.

7

The Hokies only committed **seven fouls** Thursday vs. Lehigh – the second-fewest in the Mike Young era. Through two games, Tech has 17, which is the lowest total since the Hokies joined the ACC.

13

Tech opens the season with six games in **13 days**, capped by a three-game stretch at the Shriners Children's Charleston Classic.

NOTEWORTHY

VALUE THE BALL

- An emphasis in Coach Young's system is valuing the basketball, thus limiting turnovers.
- Through two games, the Hokies are averaging 7.5 turnovers per game, which ranks 13th in the country and first in the ACC.

GRANT THE GREAT

- Grant Basile dialed up 30 points on 12 of 16 shooting, to go along with 10 boards in Tech's season-opening win vs. Delaware State.
- Basile's 30 points were the most in a Tech debut since Landers Nolley II had 30 at Clemson on Nov. 9, 2019 – Mike Young's first game at the helm of the Hokies.
- Nickeil Alexander-Walker holds the ACC era record for Tech for most points scored by a newcomer in his first two games – 53 (24 vs. Detroit Mercy, 11/10/17; 29 vs. The Citadel, 11/12/17). Basile will need 24 points to break that mark.
- His 30 points were also the most recorded by an ACC player on opening night.
- Basile's six 3-pointers were the most by a Hokie in his debut in the ACC era. The previous high was five by Isaiah Wilkins vs. Gardner-Webb (11/9/18).

30-BURGER

- MBB's Grant Basile (30) and WBB's Cayla King (33) both scored at least 30 points in their respective season openers.
- Tech was the only school in the country to have both a men's and a women's player eclipse the 30-point threshold in their season opener.

3-POINT U

- The Hokies were clicking on all cylinders from beyond the arc Monday night, hitting 14 of 28 from downtown. Grant Basile and Sean Pedulla combined for 11 of 17 (64.7%).
- However, the Tech men weren't the only ones dialed in from deep. The women's team also connected on 14 of 28 from long range, led by senior guard Cayla King's school-record 9 treys.
- Combined, only two schools in the country made more than Virginia Tech's 28 3-pointers on opening night.

Rank	School	3FG
1	Army	29

	Jacksonville	29
3	Virginia Tech	28
	Bryant	28
	Jacksonville State	28
6	Bucknell	26

CAN WE GET AN ENCORE, DO YOU WANT MORE?

- Tech will be aiming for an encore performance as the defending ACC tournament champion.
- The ACC hasn't had a repeat champion since Duke went back-to-back in 2010 and 2011.
- Here's how recent ACC tournament champions fared in their next season. Of note, Virginia (2019) and North Carolina (2017) won national titles the year after they won the ACC tournament.

Season	Previous Champ	Finish	ACCT
2022-23	Virginia Tech	?	?
2021-22	Georgia Tech	14th	1st Rd.
2020-21	COVID	-	-
2019-20	Duke	T2nd	COVID
2018-19	Virginia	T1st	SF
2017-18	Duke	2nd	SF
2016-17	North Carolina	1st	SF

FIVE STRAIGHT TICKETS PUNCHED

- The Hokies are among the nation's leaders in active NCAA Tournament appearances. With their program record fifth straight appearance locked up in 2022, they own the eighth-longest active streak. It's the second-longest among ACC programs.

School	Streak	Conference
Kansas	32	Big 12
Michigan State	24	Big Ten
Gonzaga	23	WCC
North Carolina	11	ACC
Villanova	9	BIG EAST
Purdue	7	Big Ten
Michigan	6	Big Ten
Virginia Tech	5	ACC

- A pretty remarkable turnaround for a program that prior to 2017 had only gone to the NCAA Tournament once (2007) in 20 years.

TRACKING THE TREY

- Coach Young's last four teams at Wofford all finished inside the top 10, nationally, in 3-point field-goal percentage.
- With three Hokies shooting over 40% from three, Tech made a big jump in this category in 2021-22.

Season	School	3FG%	Rank
2021-22	Virginia Tech	39.2	3rd
2020-21	Virginia Tech	35.4	95th
2019-20	Virginia Tech	35.2	81st
2018-19	Wofford	41.4	2nd
2017-18	Wofford	41.3	5th
2016-17	Wofford	40.3	7th
2015-16	Wofford	40.8	8th

1-800-TRIFECTA

- Tech's trio of Hunter Cattoor, Darius Maddox and Sean Pedulla all shot above 40% from three last season (min. 30 makes).

Player	3FGM - 3FGA	3FG%
Hunter Cattoor	83-199	41.7
Darius Maddox	40-79	50.6
Sean Pedulla	34-76	44.7

- Cattoor's 83 makes led all Hokies and were tied for the fourth-most threes made in a single season in program history.
- Cattoor also ranks 11th all-time in career 3-pointers made at VT with 173. The record is held by A.D. Vassallo at 267.
- As a team, the Hokies buried 319 treys in 2021-22 – the second-most in a single season in Tech history.
- Two of the Hokies' three best single-season marks have come under Coach Young.

Season	3FG	3FG%
2018-19	327	39.4
2021-22	319	39.2
2019-20	315	35.2

TRIO OF TRANSFERS

- Tech landed Grant Basile (Wright State), John Camden (Memphis) and Mylyjael Poteat (Rice) out of the transfer portal in the offseason.
- Basile is the favorite to replace two-time All-ACC honoree Keve Aluma at the five position for the Hokies. The 6-foot-9 forward is versatile and has 3-point range, which will once again provide VT the opportunity to space the floor with all five starters having the green light from three.
- Camden will add depth at the wing, playing the three and the four positions for Tech. At 6-foot-8, Camden gives VT the option to play big when he slides over to the three position. He will be another sharpshooter to add to the Hokies' already potent outside attack.
- Poteat has perhaps been the biggest surprise among the transfers. His footwork

and hands have drawn praise from Coach Young over the summer. He will primarily play at the five position for Tech.

DEPTH ON THE FRONT LINE

- As opposed to last year, the Hokies should have significant depth in the frontcourt this season.
- “We’re deeper on the front line than we’ve ever been,” Young said at ACC Tipoff in Charlotte. “We were thin as nickel soup last year in the frontcourt after Mutts and Aluma. But I am comfortable with Darren Buchanan, John Camden. ... And ... Mylyjael and Lynn Kidd ... are going to help our team — big, strong, athletic people. Lynn Kidd’s an amazing athlete. Mylyjael Poteat is just a physical person that can run. He’s got exceptional hands.”

SIZING US UP

- Entering the 2022-23 season, Tech will feature seven scholarship players at 6-foot-7 or taller.
- That figure ties for the second-most since the start of the Seth Greenberg era. ~ h/t David Cunningham

Season	# of players 6-7 or taller	Players
2003-04	5	Calloway, Matthews, McCandies, Dixon, Collins
2004-05	7	Witherspoon, Washington, Krabbendam, Calloway, Dixon, Collins, Tucker
2005-06	8	Witherspoon, Washington, Krabbendam, Vinson, Calloway, Collins, Diakite, Tucker
2006-07	7	Washington, Krabbendam, Vinson, Witcher, Collins, Diakite, Tucker
2007-08	5	Allen, Washington, Vinson, Witcher, Diakite
2008-09	6	Allen, Davila, Vinson, Witcher, Diakite, Swindle
2009-10	6	Allen, Raines, Davila, Witcher, Atkins, Swindle
2010-11	6	Allen, Chaney, Raines, Davila, Atkins, Eddie
2011-12	6	Van Zegeren, Raines, Davila, Finney-Smith, Eddie, Barksdale
2012-13	5	Van Zegeren, Raines, Eddie, Wood, Barksdale
2013-14	7	Van Zegeren, Raines, Kirby, Eddie, Thompson, Wood, Barksdale
2014-15	3	Henry, Van Zegeren, Pierce
2015-16	5	Henry, Pierce, Hamilton, Blackshear Jr., LeDay
2016-17	2	Sy, LeDay
2017-18	2	Fullard, Blackshear Jr.
2018-19	1	Blackshear Jr.
2019-20	3	Nolley, Ojiako, Johnson
2020-21	5	Ojiako, Aluma, N’Guessan, Pems, Mutts
2021-22	6	N’Guessan, Haynes, Kidd, Ojiako, Aluma, Mutts
2022-23	7	Kidd, Basile, Poteat, Camden, Buchanan Jr., Wessler, Mutts

MADDOX READY TO BLOSSOM IN STARTING ROLE

- In an interview with Sam Alves, a 3304 Sports journalist, Darius Maddox was very candid about his journey thus far in a Tech uniform.
- “Honestly, and I’m not going to sit here and act like it was a breeze in my head the whole time, because my freshman year, it was like a shock. Coming from Oak Hill and expecting to be playing. But then I had to be realistic with myself – I wasn’t ready physically, I wasn’t really doing the things that would lead me to be a pro. Just showing the timing and coming to practice. Even sometimes [during] my freshman year, I would miss some workouts and stuff. Talking with the staff and having them be brutally honest with me. Sometimes it hurt, but to really change and grow up, you gotta accept things for what they are. Not being too emotional about things. Over the last couple of years talking to Coach Young after the season and during the season, him having conversations with me that were real. Him telling me that at certain points, he really didn’t like coaching me too much because he thought I was a little bit more lazy, and in a sense, too cool. Me accepting that and now things are starting to make more sense. I’m knowing that they’re being honest with me. That was really, mainly the thing. And then me just believe in myself. Like I told you guys, I’m in the gym getting up shots. I really love basketball, and I know that I was meant to be here and with the staff as well.”
- Maddox averaged 9.3 points per game in his final nine games as a sophomore.



STANDINGS

TEAM	OVERALL	ACC	PCT
1. Virginia Tech	2-0	0-0	1.000
2. North Carolina	1-0	0-0	1.000
Duke	1-0	0-0	1.000
Virginia	1-0	0-0	1.000
Miami	1-0	0-0	1.000
Syracuse	1-0	0-0	1.000
Wake Forest	1-0	0-0	1.000
NC State	1-0	0-0	1.000
Clemson	1-0	0-0	1.000
Boston College	1-0	0-0	1.000
Pitt	1-0	0-0	1.000
Georgia Tech	1-0	0-0	1.000
Notre Dame	1-0	0-0	1.000
14. Florida State	0-1	0-0	.000
Louisville	0-1	0-0	.000

PREDICTED ORDER OF FINISH

TEAM (FIRST-PLACE VOTES)	POINTS
1. North Carolina (90)	1504
2. Duke (2)	1339
3. Virginia (6)	1310
4. Miami (2)	1138
5. Florida State	1064
6. Notre Dame	971
7. Virginia Tech (1)	921
8. Syracuse	700
9. Wake Forest	672
10. NC State	548
11. Clemson	528
12. Louisville	477
13. Boston College	368
14. Pitt	320
15. Georgia Tech	260

PRESEASON ALL-ACC TEAM

First Team

Armando Bacot, North Carolina
Isaiah Wong, Miami
Caleb Love, North Carolina
Terquavion Smith, NC State
Jeremy Roach, Duke

Second Team

Jayden Gardner, Virginia
Derek Lively II, Duke
Justyn Mutts, Virginia Tech
PJ Hall, Clemson
RJ Davis, North Carolina

PRESEASON ACC PLAYER OF THE YEAR

Armando Bacot, North Carolina

PRESEASON ACC FRESHMAN OF THE YEAR

Derek Lively II, Duke



TEAM COMPARISON

VT	Stat	W&M
86.5	Points Per Game	87.5
54.5	Opponents Points Per Game	57.0
+32.0	Scoring Margin	+30.5
39.0	Rebounds Per Game	45.0
+11.0	Rebounding Margin	+19.5
.542	FG Percentage	.517
.376	FG Percentage Defense	.373
.413	3FG Percentage	.468
.243	3FG Percentage Defense	.308
9.5	3FG Made Per Game	11.0
.722	FT Percentage	.707
16.5	Assists Per Game	17.0
7.5	Turnovers Per Game	10.0

ELITE COMPANY

- Tech's Mike Young joined an elite group of head coaches who have won an ACC tournament title within the first three seasons at their respective school.

Coach	School	Year (#)
Vic Bubas	Duke	1960 (1)
Jim Valvano	NC State	1983 (3)
Press Maravich	NC State	1965 (1)
Terry Holland	Virginia	1976 (2)
Bill Guthridge	North Carolina	1998 (1)
Jim Larrañaga	Miami	2013 (2)
Mike Young	Virginia Tech	2022 (3)

- With the win against Duke, Young improved to 6-0 in conference tournament championship games. His six titles are as many as Michigan State's Tom Izzo and one more than Syracuse's Jim Boeheim.

RAVE REVIEWS FOR POTEAT

- Junior forward Mylyjael Poteat has been a pleasant surprise for Coach Young.
- "He's got unbelievable hands," Young said of Poteat. "Much, much better feet. I liked him coming out of high school and I called him three or four times. ... He's gonna help us win. He's big and he's physical and he's not afraid of contact. He knows who he is as a player, and I think that's a benefit of playing college basketball for two years."

NO CEILING

- Although the Hokies feature nine new faces in 2022-23, Justyn Mutts believes this group can be even better than last year.
- "There is no ceiling. I think our team is so diverse and so talented and so dynamic that if we really start to click the way I feel we can, it'll be scary. Just the way we defend, the way we can make shots, the way we can get to the basket or space it out or our pace of offense. I think once we really start clicking on all cylinders with the relationships that we have as people off the court, it'll be a lot of fun."

100 OR MORE STARTS

- Justyn Mutts is on an elite list of players in the ACC who have recorded at least 100 career starts.

Rank	Player	School	GS
1	Jayden Gardner	UVA	115
2	Kiheii Clark	UVA	109
3	Justyn Mutts	VT	108
4	Nike Sibande	Pitt	104
5	Jarkel Joiner	NC State	102

J-MUTTY: THE ULTIMATE SCHOLAR

- Justyn Mutts, the ACC's Skip Prosser Award winner last season, embarks on his 11th semester in college - having already earned a bachelor's degree and two master's degrees.
- He's currently enrolled in human development - his second undergraduate program.

DO IT FOR THE CITY

- Justyn Mutts has his sights set on a third consecutive trip to the Big Dance in March. However, getting there isn't the end goal.
- "I've never won a game in March Madness," Mutts said. "That's definitely a huge thing for me this year. We need multiple wins [in the NAAs], just for the city. Blacksburg, they deserve it [for] the love that they show us."

DEPENDABLE DEFENDERS

- Hunter Cattoor almost always draws the assignment of guarding the opposing team's best guard or wing.
- He's come a long way in that department, as Coach Young has gone on record of saying "he couldn't guard me" when Cattoor first arrived in Blacksburg.
- Combined with Justyn Mutts, who is as good of a defender as Young has ever coached, the Hokies have two elite leaders on the defensive side of the ball.

ONE BIG FAMILY

- The camaraderie between the VT men's and women's basketball teams as described by Hunter Cattoor:
- "I'd say it's like a whole big family there. We play and practice in the same facility, so we see them every day, whether that's working out on our own time or during lift and practice. We see them all around. We're saying hey to them. I know Coach Brooks is doing a great job over there with that team. But I look at them as family. ... I think it's great for both programs to be together and support each other and want each other to do well."



The 2022-23 season marks the 21st for Mike Young as a head coach.

SPECIALTY STAT TRACKER

Opponent	Off TOs	Paint	2nd Chance	FB	Bench
Delaware State	18	28	16	8	19
Lehigh	16	40	4	2	17
William & Mary					
Old Dominion					
TBD					
TBD					
Charleston Southern					
Minnesota					
North Carolina					
Dayton					
Oklahoma State					
Grambling State					
at Boston College					
at Wake Forest					
Clemson					
NC State					
at Syracuse					
at Virginia					
at Clemson					
Duke					
Syracuse					
at Miami					
Virginia					
Boston College					
at Notre Dame					
at Georgia Tech					
Pitt					
Miami					
at Duke					
at Louisville					
Florida State					
Total +/-	+18	+16	-4	+3	+7
Season Highs	18	40	16	8	19

FAST BREAK

Tech has registered **two** wins over Top-5 programs under head coach Mike Young - most recently an 81-73 win over No. 3 Villanova on Nov. 28, 2020.

SCHOOL RECORDS

INDIVIDUAL

Games Played (Season)	36, by 5 players
Games Started (Season)	36, by 5 players
Games Played (Career)	136, Malcolm Delaney (2007-11)
Games Started (Career)	126, Dell Curry (1982-86); Bobby Beecher (1982-86)
Consecutive Starts	123, Ace Custis (1993-97)
Minutes Played (Game)	55, by 3 players
Minutes Played (Season)	1,300, Malcolm Delaney (2010-11), 34 games
Minutes Played (Highest Season Average)	38.6, Jay Purcell (1991-92), 28 games
Minutes Played (Career)	4,688, Malcolm Delaney (2007-11)
Minutes Played (Highest Career Average)	35.1, Dale Solomon, 1978-82
Points (Overall Game)	52, Allan Bristow vs. George Washington (2-21-73)
Points (ACC Game)	37, Malcolm Delaney vs. Clemson (1-29-09)
Points (ACC Tournament Game)	32, Jalen Hudson vs. Wake Forest (3-10-15)
Points (NCAA Tournament)	29, Glen Combs vs. Indiana (3-17-67)
Points (NIT)	33, A.D. Vasallo vs. Duquesne (3-18-09)
Points (Season)	801, Erick Green (2012-13), 32 games
Points (ACC Season)	469, Erick Green (2012-13), 18 games
Points (Season Average)	26.6, Bimbo Coles (1988-89), 27 games
Points (Double-Figure Games, Season)	34, Dell Curry (1983-84), 35 games
Points (Career)	2,484, Bimbo Coles (1986-90)
Points (Career Average)	23.1, Allan Bristow (1970-73)
Points (Double-Figure Games, Career)	115, Dell Curry (1982-86)
Field Goals Made (Game)	22, Allan Bristow vs. George Washington (2-21-73)
3-Pointers Made (Game)	9, Hunter Cattoor at Florida State (1-29-22); Justin Robinson vs. Syracuse (1-26-19)
Field Goals Made (Season)	305, Dell Curry (1985-86), 30 games
3-Pointers Made (Season)	106, Wally Lancaster (1987-88), 29 games
Field Goals Made (Career)	1,021, Dell Curry (1982-86)
3-Pointers Made (Career)	267, A.D. Vasallo (2005-09)
Free Throws Made (Game)	20, by 3 players
Free Throws Made (Season)	230, Malcolm Delaney (2009-10), 33 games
Free Throws Made (Career)	721, Malcolm Delaney (2007-11)
Rebounds (Game)	36, Chris Smith vs. Washington & Lee (1-9-59)
Rebounds (Season)	495, Chris Smith (1959-60), 26 games
Rebounds (Career)	1,508, Chris Smith (1957-61)
Assists (Game)	12, by 3 players
Assists (Season)	192, Dave Sensibaugh (1975-76), 28 games
Assists (Career)	547, Bimbo Coles (1986-90)
Steals (Game)	8, by 3 players
Steals (Season)	94, Jamon Gordon (2006-07), 34 games
Steals (Career)	295, Dell Curry (1982-86)
Blocks (Game)	9, Roy Brow vs. James Madison (12-6-86); vs. Baptist College (12-12-87)
Blocks (Season)	100, Roy Brow (1987-88), 28 games
Blocks (Career)	251, Roy Brow (1984-88)
TEAM	
Points (Game)	141, vs. Southern Miss (2-6-88)
Points (Season)	2,646, 1987-88, 29 games
Field Goals Made (Game)	52, vs. VMI (2-20-59)
Field Goals Made (Season)	1,058, 1983-84, 35 games
FG Percentage (Game)	.722 (39-54), vs. Syracuse (1-28-76)
FG Percentage (Season)	.517 (1,030-1,993), 1981-82
3-Pointers Made (Game)	21, vs. Delaware State (11-20-19)
3-Pointers Made (Season)	327, 2018-19, 35 games
3FG Percentage (Game)	.720 (18-25), at Florida State (1-29-22)
3FG Percentage (Season)	.403 (290-720), 2016-17
Rebounds (Game)	83, vs. VMI (2-19-61)
Assists (Game)	36, vs. The Citadel (11-12-17)
Steals (Game)	21, at Clemson (2-8-06)
Blocks (Game)	15 (2x), last vs. VMI (12-9-09)

2022-23 HONORS WATCH




Justyn Mutts

ACC Preseason Voting

- Second-Team All-ACC

Naismith Memorial Basketball Hall of Fame

- Karl Malone Award Watch List



GLUE GUY

- Jon Rothstein voted Justyn Mutts as one of his top-10 "glue guys" heading into the 2022-23 season.



WINNINGEST STRETCH IN PROGRAM HISTORY

- Tech has racked up 143 wins over the last seven seasons, which is tied for the winningest stretch in program history.



- Between 1979 and 1986, VT also recorded 143 wins.
- The Hokies will need 23 wins or more in 2022-23 to break the best eight-season stretch in program history.

Season	Head Coach	Record
2015-16	Buzz Williams	20-15
2016-17	Buzz Williams	22-11
2017-18	Buzz Williams	21-12
2018-19	Buzz Williams	26-9
2019-20	Mike Young	16-16
2020-21	Mike Young	15-7
2021-22	Mike Young	23-12

- Five of those seven seasons have resulted in an NCAA tournament appearance.

LEADING AT THE BREAK

- Over the last three seasons, Tech is 33-6 when leading at halftime.
- The Hokies are 46-10 in the Mike Young era when up at half.

NATIONAL POLLS

ASSOCIATED PRESS POLL

Updated: October 17

Rank	School	Record	Points
1	North Carolina	0-0	1532
2	Gonzaga	0-0	1479
3	Houston	0-0	1404
4	Kentucky	0-0	1364
5	Kansas	0-0	1200
	Baylor	0-0	1200
7	Duke	0-0	1168
8	UCLA	0-0	1093
9	Creighton	0-0	1060
10	Arkansas	0-0	1026
11	Tennessee	0-0	880
12	Texas	0-0	844
13	Indiana	0-0	745
14	TCU	0-0	735
15	Auburn	0-0	623
16	Villanova	0-0	578
17	Arizona	0-0	543
18	Virginia	0-0	462
19	San Diego State	0-0	394
20	Alabama	0-0	281
21	Oregon	0-0	260
22	Michigan	0-0	229
23	Illinois	0-0	215
24	Dayton	0-0	170
25	Texas Tech	0-0	122

Receiving Votes: Texas A&M 112, UConn 101, Miami 66, Purdue 56, Saint Louis 36, Michigan State 35, Florida State 32, Xavier 29, Wyoming 25, Ohio State 23, Iowa 13, Rutgers 4, Florida 3, USC 3, Toledo 1, **Virginia Tech 1**, Memphis 1, Notre Dame 1, UAB 1

Dropped from Rankings: -

USA TODAY COACHES' POLL

Updated: October 25

Rank	School	Record	Points
1	North Carolina	0-0	778
2	Gonzaga	0-0	759
3	Houston	0-0	713
4	Kentucky	0-0	697
5	Kansas	0-0	660
6	Baylor	0-0	632
7	UCLA	0-0	560
8	Duke	0-0	552
9	Creighton	0-0	500
10	Arkansas	0-0	498
11	Tennessee	0-0	486
12	Texas	0-0	449
13	Arizona	0-0	352
14	Indiana	0-0	334
15	Auburn	0-0	318
16	TCU	0-0	317
17	Villanova	0-0	300
18	Virginia	0-0	287
19	Alabama	0-0	176
20	San Diego State	0-0	173
21	Oregon	0-0	128
22	Michigan	0-0	122
23	Illinois	0-0	115
24	Texas Tech	0-0	107
25	Dayton	0-0	75

Receiving Votes: Purdue 44, Texas A&M 37, Miami 31, UConn 31, Michigan State 29, Providence 22, Iowa 22, Syracuse 13, Florida State 13, **Virginia Tech 9**, USC 9, Saint Mary's 8, Wyoming 7, Wisconsin 7, UAB 6, Ohio State 5, Florida 5, Iowa State 4, Xavier 3, Toledo 2, Drake 2, Rutgers 2, Boise State 1

Dropped from Rankings: -

TRACKING TECH

	AP	Coaches
Preseason	RV	RV
11/15	-	-
11/22	-	-
11/29	-	-
12/6	-	-
12/13	-	-
12/20	-	-
12/27	-	-
1/3	-	-
1/10	-	-
1/17	-	-
1/24	-	-
1/31	-	-
2/7	-	-
2/14	-	-
2/21	-	-
2/28	-	-
3/7	-	-
3/14	-	-
Final	-	-

Ratings Tracker (through November 10)

ESPN.com BPI	37
KenPom.com	18
NCAA NET Rankings	-
Sagarin	36

Virginia Tech's "Best" NET Wins:

First NET rankings come out Monday, Dec. 5



NOTEWORTHY

WHERE ARE THEY NOW?

- The Hokies lost 54.5% of their scoring from a year ago.
- Below is a rundown of where the letterwinners lost are now.

Name	Points	Current Team
Keve Aluma	567	Niigata (Japan)
Nahiem Alleyne	346	UConn
Storm Murphy	288	Medipolis SC Jena (Germany)
David N'Guessan	132	Kansas State
John Ojiako	47	George Mason
Jalen Haynes	7	ETSU
Ben Varga	3	No longer playing basketball

MUTTS DISHING IT OUT WITH THE BEST OF THEM

- Justyn Mutts was among the nation's leaders in assists from the forward position last season.
- He tied for fourth in the country with 124 assists. Ironically, the person he tied was the No. 1 pick in the 2022 NBA Draft.

Name	Assists	Team
Tosan Evbuomwan	142	Princeton
Kyle Rode	140	Liberty
Jalen Slawson	125	Furman
Justyn Mutts	124	Virginia Tech
Paolo Banchemo	124	Duke

50TH ANNIVERSARY OF '73 NIT CHAMPIONSHIP TEAM

- The 2022-23 season marks the 50th anniversary of the 1973 NIT championship team.
- It was the first postseason championship in program history.
- The Hokies captured the tournament by winning four games by a combined five points at Madison Square Garden in New York City.

Opponent	Score	Date
New Mexico	W, 65-63	3/18/73
Fairfield	W, 77-76	3/22/73
Alabama	W, 74-73	3/24/73
Notre Dame	W, 92-91 (OT)	3/25/73

- Bobby Stevens drained the game-winning basket as time expired to lift the Hokies over Notre Dame in the final.

MOVE SIDE-TO-SIDE

- Coach Young emphasizes ball reversals in his offensive system. Essentially, the more the ball moves from side-to-side, the higher the field-goal percentage is for the Hokies.

Possessions	FG/FGA	FG%
1 side possession	279/629	44.4
2 side possession	311/632	49.2
3+ side possession	259/459	56.4

- There's also correlation to paint touches and a higher 3-point field-goal percentage.

Possessions	FG/FGA	3FG%
Without paint touch	183/512	35.7
With paint touch	136/302	45.0

DANCIN' IN BACK-TO-BACK SEASONS

- In previous seasons in Virginia Tech history, the fastest head coach to make the NCAA Tournament was in Year Three. Those Hokies were Howie Shannon, Charlie Moir and Buzz Williams.
- Therefore, with Mike Young doing so in Year Two, he became the fastest Tech coach to make The Dance.
- The Hokies have also never had a head coach lead them to the NCAA Tournament in two of their first three seasons.
- Mike Young becomes just the third head coach in program history to register multiple trips to the NCAA Tournament, joining Charlie Moir and Buzz Williams.

- Here's a rundown of the head coaches who have guided Tech to the NCAA Tournament.

Head Coach	NCAAT Years	# of App.
Charlie Moir	1979, 1980, 1985, 1986	4
Buzz Williams	2017, 2018, 2019	3
Mike Young	2021, 2022	2
Don DeVoe	1976	1
Bill Foster	1996	1
Seth Greenberg	2007	1
Howie Shannon	1967	1

HOKIE CENSUS

- Tech has 15 players on the squad who represent nine states and Washington, D.C.
- Maryland and North Carolina lead the way with three players apiece, followed by Florida (two).

50 SPOT

- Tech shot over 50 percent in a game five times during the 2020-21 season - going 5-0.
- Since Young got to Blacksburg, the Hokies are 25-2 in contests shooting 50 percent or greater - only losses: vs. BYU (11/27/19) and vs. Miami (1/26/22).
- Since the 2010-11 season, Tech is 96-13 when shooting 50 percent or better.

RANKED WINS BECOMIN' COMMON

- Tech had four ranked wins in 2020-21, tying the most-ever in school history (set 2017-18).
- The Hokies notched their first two of the 2021-22 season in Brooklyn against No. 25 North Carolina in the ACC semifinals and No. 7 Duke in the championship game.



CASSELL COLISEUM - RENDERING OF PROPOSED \$75 MILLION-PLUS RENOVATION OF VIRGINIA TECH'S HOME VENUE

REACH FOR EXCELLENCE


- Virginia Tech announced on April 20, 2021 a \$400 million fundraising campaign to propel Hokie sports to the forefront of the Atlantic Coast Conference, prepare generations of student-athletes for success in life, and raise the university's profile nationwide.
- The campaign will leverage the momentum of recent successes on the field and in fundraising, such as adding about 10,000 more Hokie Club members in the past five years and opening the Student-Athlete Performance Center, thanks to a record gift. Still, leaders acknowledged that the athletics enterprise needs an infusion of revenue in order to compete at the top of the ACC.
- The budget increase will support athletics in three primary areas: facilities, coaching, and the student-athlete experience.



- The Reach for Excellence campaign has five main pillars, which are:
 - A football enhancement fund to build a program that consistently competes at the top of the ACC, by allotting \$30 million over time for recruiting, assistant coaches' salaries, quality-control coaches, player development, and capital needs.
 - Renovations to improve Cassell Coliseum, with at least \$50 million to be raised privately.
 - The Drive for 25 initiative to increase Hokie Club membership to 25,000 and raise \$20 million annually for student-

athlete scholarships.

- Striving for comprehensive excellence for all sports by providing operating expenses, facility improvements, nutritional and strength and conditioning programs, and more.
- Increasing the number of student-athlete scholarship endowments to expand capacity to support students and broaden reach in recruiting.
- When it's filled with nearly 10,000 fans cheering the Hokies to victory in the last seconds of a basketball game, Cassell Coliseum is an amazing sight. But when it's empty, the home of Virginia Tech basketball, volleyball, and wrestling shows its age. Built in the early 1960s, the Coliseum is due for an extensive renovation.
- Plans call for a completely redesigned experience, including:
 - A new glass entrance along Washington Street
 - Extended concourse areas along both sides to allow fans easier access to different sections of the coliseum
 - The addition of high-end premium seating areas, including club seating and luxury suites on both sides
- This much-needed \$75 million-plus project, helped by at least \$50 million in private support, would create one of the best home venues in the ACC.



“HOKIE TRACKS”

COMMENTS THAT LEFT AN IMPRESSION

“I think we have always had that standard. I think coming into the year, we wanted to be the best team that we could possibly be and achieve the most that we could achieve. I think throughout the year, we hit ups and downs, but at the end of the day, we never wavered from what our goal was. So, once we won the ACC championship, obviously, it may have been a big shock for everyone else, but for us, it wasn't a shock of that we couldn't have won it. I felt like since Day 1 we felt like we could have won it. I think the standard is trying to win each day, and whatever happens past that happens.”

- Hunter Cattoor on last year's success raising the standard

“It means the world to me just to be in an environment and a culture where there is that level of trust, and not just for me but for all of my teammates, as well. It just makes you want to keep working hard. When you step on the floor, when you're playing for [Coach Young], you just know that he trusts you to make the best decision. And due to that, you end up trusting yourself more, too.”

- Justyn Mutts on being labeled a 'Mike Young guy'

“That guy came back for a reason. He didn't come back to sit on his laurels and piddle-piddle around. He came back to win.”

- Mike Young on Justyn Mutts

2022-23 RANKING SUMMARY

Statistic	National Rank	Conference Rank	Value	National Leader	Value	Conference Leader	Value
Assist/Turnover Ratio (348 ranked)	27	2	2.20	Jacksonville St.	8.67	Clemson	2.38
Assists Per Game (348 ranked)	114	7	16.5	Bryant	32.0	Pittsburgh	21.0
Bench Points per game (0 ranked)							
Blocks Per Game (335 ranked)	125	7	4.0	Delaware	12.0	Pittsburgh	10.0
Effective FG pct (0 ranked)							
Fastbreak Points (0 ranked)							
Field Goal Percentage (348 ranked)	45	3	53.8	Arizona	71.7	NC State	61.5
Field Goal Percentage Defense (348 ranked)	127	7	37.6	Oakland	18.2	North Carolina	29.3
Fouls Per Game (348 ranked)	4	1	8.5	Mississippi St. Missouri St.	7.0	Virginia Tech	8.5
Free Throw Attempts Per Game (348 ranked)	189	10	18.0	UAB	45.0	Wake Forest	39.0
Free Throw Percentage (348 ranked)	122	9	72.2	4 teams tied	100.0	Notre Dame	84.0
Free Throws Made Per Game (345 ranked)	155	10	13.0	UAB	34.0	Wake Forest	29.0
Rebound Margin (348 ranked)	86	7	11.0	Bryant	40.0	Georgia Tech	20.0
Rebounds (Defensive) Per Game (345 ranked)	77	2	31.00	Alabama	45.00	Pittsburgh	33.00
Rebounds (Offensive) Per Game (347 ranked)	265	12	8.00	ETSU	26.00	Georgia Tech	21.00
Rebounds Per Game (347 ranked)	163	7	39.00	Alabama	67.00	Georgia Tech	52.00
Scoring Defense (348 ranked)	62	4	54.5	Oakland	27.0	Duke	44.0
Scoring Margin (348 ranked)	59	2	32.0	Bryant	108.0	NC State	49.0
Scoring Offense (348 ranked)	86	4	86.5	Bryant	147.0	NC State	99.0
Steals Per Game (347 ranked)	305	11	4.0	Bryant	24.0	Boston College	16.0
Three Point Attempts Per Game (348 ranked)	163	7	23.0	Tennessee	44.0	Pittsburgh	41.0
Three Point Percentage (347 ranked)	66	4	41.3	Villanova	65.0	Syracuse	50.0
Three Point Percentage Defense (348 ranked)	90	5	24.3	Coastal Carolina	9.1	NC State	12.5
Three Pointers Per Game (347 ranked)	104	7	9.5	Bucknell	21.0	4 teams tied	11.0
Turnover Margin (193 ranked)	109	5	4.0	Bryant	22.0	NC State	6.0
Turnovers Forced Per Game (347 ranked)	279	9	11.50	Bryant	33.00	Boston College	24.00
Turnovers Per Game (348 ranked)	13	1	7.5	Jacksonville St.	3.0	Virginia Tech	7.5
Winning Percentage (249 ranked)	1	1	100.0	201 teams tied	100.0	13 teams tied	100.0

GAMES STARTED

	Streak	22-23	Career	ACC
Hunter Cattoor	38	2	43	23
Rodney Rice	-	-	-	-
MJ Collins	-	-	-	-
Sean Pedulla	2	2	2	-
Darren Buchanan Jr.	-	-	-	-
Patrick Wessler	-	-	-	-
Camden Johnson	-	-	-	-
John Camden	-	-	-	-
Darius Maddox	2	2	2	-
Owyn Dawyot	-	-	-	-
Lynn Kidd	1	1	1	-
Grant Basile	52*	2	58	-
Justyn Mutts	1	1	108	33
Michael Ward	-	-	-	-
Mylyjael Poteat	-	-	3	-

* 50 games at Wright State




NON-CONFERENCE BREAKDOWN

Team	NET	Result
Delaware State		W, 95-57
Lehigh		W, 78-52
William & Mary		
Old Dominion		
TBD		
TBD		
Charleston Southern		
Minnesota		
Dayton		
Oklahoma State		
Grambling State		

Tech is set to return to the site of its 2022 ACC tournament championship on Dec. 11 vs. Oklahoma State.



Hunter Cattoor is tied for 10th all-time at VT in career 3-pointers made with 175.



SEASON BREAKDOWN

TECH'S RECORD WHEN...

	2022-23
Overall	2-0
ACC	0-0
At home	2-0
On the road	0-0
At neutral sites	0-0
After a win	1-0
After a loss	0-0
In overtime	0-0
vs. ranked opponents	0-0
Winning the opening tip	1-0
Losing the opening tip	1-0
Decided by 1-4 points or OT	0-0
Decided by 5-10 points	0-0
Decided by 11-20 points	0-0
Decided by 21+ points	2-0
Leading at half	2-0
Tied at half	0-0
Trailing at half	0-0
VT shoots 50% or better	2-0
VT shoots 40-49.9%	0-0
VT shoots less than 40%	0-0
VT out-shoots opponent	2-0
Opp. out-shoots VT	0-0
Opp. shoots 40% or better	0-0
Opp. shoots less than 40%	2-0
VT out-rebounds opponent	2-0
Opp. out-rebounds VT	0-0
Rebounds are tied	0-0
VT has more FT attempts	2-0
Opp. has more FT attempts	0-0
VT makes more 3-pointers	1-0
Opp. makes more 3-pointers	0-0
VT wins turnover battle	2-0
Opp. wins turnover battle	0-0
Turnovers are tied	0-0
VT scores 100+	0-0
VT scores 90-99 points	1-0
VT scores 80-89 points	0-0
VT scores 70-79 points	1-0
VT scores 60-69 points	0-0
VT scores 50-59 points	0-0
VT scores < 50 points	0-0
Opp. scores > 99 points	0-0
Opp. scores 90-99 points	0-0
Opp. scores 80-89 points	0-0
Opp. scores 70-79 points	0-0
Opp. scores 60-69 points	0-0
Opp. scores 50-59 points	2-0
Opp. scores < 50 points	0-0
Playing on Monday	1-0
Playing on Tuesday	0-0
Playing on Wednesday	0-0
Playing on Thursday	1-0
Playing on Friday	0-0
Playing on Saturday	0-0
Playing on Sunday	0-0
In November	2-0
In December	0-0
In January	0-0
In February	0-0
In March	0-0
Playing during the day	0-0
Playing at night	2-0
Wearing White	2-0
Wearing Maroon	0-0
Wearing Orange	0-0
Wearing Black	0-0

STARTING LINEUPS

W/L

1-0 Sean Pedulla, Hunter Cattoor, Darius Maddox, Grant Basile, Lynn Kidd
 1-0 Sean Pedulla, Hunter Cattoor, Darius Maddox, Justyn Mutts, Grant Basile

Margin of Victory/Defeat

	1	2	3	4	5	6	7	8	9	10	11-19	20+
Wins	-	-	-	-	-	-	-	-	-	-	-	2
Losses	-	-	-	-	-	-	-	-	-	-	-	-

Most First Half Points

Virginia Tech 56 vs. Delaware State (11/7/22)
 Opponents 31 by Delaware State (11/7/22)

Most Second Half Points

Virginia Tech 39 vs. Delaware State (11/7/22)
 Opponents 27 by Lehigh (11/10/22)

Fewest First Half Points

Virginia Tech 56 vs. Delaware State (11/7/22)
 Opponents 25 by Lehigh (11/10/22)

Fewest Second Half Points

Virginia Tech 35 vs. Lehigh (11/10/22)
 Opponents 26 by Delaware State (11/7/22)

Largest Halftime Lead

Virginia Tech 25 vs. Delaware State (11/7/22)
 Opponents -

Largest Margin of Victory

Virginia Tech 38 vs. Delaware State (11/7/22)
 Opponents -

MISCELLANEOUS

How 1st Points Were Scored

Layup 2
 3FG -
 Jumper -
 Dunk -
 Free Throw -
 Tip-in -

Rebounds Leader

Grant Basile 1
 Lynn Kidd 1
 Justyn Mutts 1
 Sean Pedulla 1
Assists Leader
 Justyn Mutts 1
 Sean Pedulla 1

Blocks Leader

Grant Basile 1
 Hunter Cattoor 1
 Justyn Mutts 1
 Sean Pedulla 1
 Mylyjael Poteat 1

15+ Rebounds

-

20+ Rebounds

-

5+ Assists

Justyn Mutts 1
 Sean Pedulla 1

Scored VT's 1st Points

Grant Basile 2

Steals Leader

Grant Basile 1
 MJ Collins 1
 Darius Maddox 1
 Justyn Mutts 1
 Sean Pedulla 1
 Mylyjael Poteat 1

10+ Points

Grant Basile 2
 Darius Maddox 1
 Justyn Mutts 1
 Sean Pedulla 2

10+ Assists

-

First Off VT Bench

MJ Collins 2
 Lynn Kidd 1
 Mylyjael Poteat 1

20+ Points

Grant Basile 1
 Sean Pedulla 1

5+ Steals

-

Points Leader

Grant Basile 1
 Sean Pedulla 1

30+ Points

Grant Basile 1

5+ Blocks

-

10+ Rebounds

Grant Basile 1
 Lynn Kidd 1
 Justyn Mutts 1

Double-Doubles

Grant Basile 1
 Justyn Mutts 1

Triple-Doubles

-


THE LAST TIME

LAST TIME VIRGINIA TECH...

Scored 100+ points and won	100-64, vs. Delaware State, 11/20/19
Scored 100+ points and lost	100-104 (2OT), vs. Maryland, 2/27/10
Played in OT	76-75 (OT), vs. Clemson, 3/9/22
Played in consecutive OTs	82-77 (OT), vs. UAB, 11/28/15; 79-81 (OT), vs. Northwestern, 12/1/15
Played in 2OT	79-77 (2OT), vs. North Carolina, 1/22/20
Played in 3OT	95-102 (3OT), vs. Miami (Fla.), 1/19/20
Scored 100+ points	100-64, vs. Delaware State, 11/20/19
Scored 90-99 points	95-57, vs. Delaware State, 11/7/22
Scored 80-89 points	82-67, vs. No. 7 Duke, 3/12/22
Scored 70-79 points	78-52, vs. Lehigh, 11/10/22
Scored 60-69 points	62-58, at Georgia Tech, 2/23/22
Scored 50-59 points	59-63, at Clemson, 3/5/22
Scored 40-49 points	47-24, at No. 23 NC State, 2/2/19
Scored 30-39 points	39-65, at No. 19 Virginia, 1/4/20
Scored 20-29 points	27-40, at McGuire Hospital, 2/2/46
Scored 10-19 points	16-45, at Virginia, 1/30/39
Scored less than 10 points	9-29, vs. North Carolina, 1/12/35
Allowed 100+ points	95-102 (3OT), vs. Miami (Fla.), 1/19/20
Allowed 90-99 points	77-90, vs. BYU, 11/27/19
Allowed 80-89 points	73-81, vs. #25 Texas, 3/18/22
Allowed 70-79 points	76-75 (OT), vs. Clemson, 3/9/22
Allowed 60-69 points	82-67, vs. No. 7 Duke, 3/12/22
Allowed 50-59 points	78-52, vs. Lehigh, 11/10/22
Allowed 40-49 points	75-43, vs. Louisville, 3/1/22
Allowed 30-39 points	65-39, vs. Radford, 11/15/21
Allowed 20-29 points	47-24, at No. 23/22 NC State, 2/2/19
Allowed 10-19 points	60-19, vs. Lynchburg, 1/9/46
Allowed less than 10 points	28-9, vs. Hampden-Sydney, 1/17/23
Scored at least 60 points in a half	66, 2nd Half, vs. The Citadel, 11/12/17
Largest margin of victory	83 points, vs. Randolph-Macon (87-4), 1/10/1911
Largest margin of victory in ACC	38 points, vs. Wake Forest (84-46), 2/27/21
Defeated a ranked opponent on the road	47-24, at No. 23/22 NC State, 2/2/19
Defeated a ranked opponent at home	65-51, vs. No. 8 Virginia, 1/30/21
Defeated a ranked opponent on a neutral court	82-67, vs. No. 7 Duke, 3/12/22
Defeated a defending national champion	65-51, vs. No. 8 Virginia, 1/30/21
Held opponent without a double-figure scorer	65-39, vs. Radford, 11/15/21
Failed to have a double-figure scorer	41-57, vs. Temple, 2/25/96
Had 6 or more players score in double figures	vs. Cornell, 12/8/21
Had 7 or more players score in double figures	vs. Cornell, 12/8/21
Did not make a 3FG	at Providence, 2/1/03
Opponent did not make a 3FG	vs. Virginia, 2/14/22
Did not shoot a FT in the first half	vs. No. 3 Villanova, 11/28/20
Did not shoot a FT in the second half	vs. Virginia, 12/5/10
Opponent did not shoot a FT	vs. Merrimack, 11/21/21
Held an opponent under 10 points in a half	9 points, vs. Eastern Michigan (1H), 12/22/11
Held an opponent under 20 points in a half	17 points, vs. Pitt (1H), 2/7/22
Had double-figure blocked shots	10, 84-46, vs. Wake Forest, 2/27/21
Came back from a double-figure deficit to win	10 points, vs. Notre Dame, 1/15/22
Lost a double-digit lead	11 points, at Boston College, 1/22/22
Led by 20 or more points at halftime	25 points, vs. Delaware State, 11/7/22
Had 20-29 assists in a game	21, at Miami, 2/26/22
Had 30 or more assists	36, vs. The Citadel, 11/12/17
Held a team under 20 percent from the floor	16.7%, at No. 23/22 NC State, 2/2/19
Held a team under three made FGs in a half	2 FG, vs. Notre Dame, 1/10/21
Won an ACC Tournament Championship	82-67, vs. No. 7 Duke, 3/12/22
Won an NCAA Tournament game	67-58, vs. Liberty, 3/24/19

WHAT'S A HOKIE?

The answer leads all the way back to 1896 when Virginia Agricultural and Mechanical College changed its name to Virginia Polytechnic Institute. With the change came the necessity for writing a new cheer and a contest for such a purpose was held by the student body.



Senior O.M. Stull won first prize for his "Hokie" yell which is still used today. Later, when asked if "Hokie" had any special meaning, Stull explained the word was solely the product of his imagination and was used only as an attention-getter for his yell. It soon became a nickname for all Tech teams and for those people loyal to Tech athletics.

The official university school colors - Chicago Maroon and Burnt Orange - also were introduced in 1896. The colors were chosen by a committee because they made a 'unique combination' not worn elsewhere at the time. The official definition of "Hokie" is "a loyal Virginia Tech Fan."



OUR NAME

When referring to our name, we ask that you use Virginia Tech, Hokies or Tech - and not 'Vah Tech.' Thank you!

THE LAST TIME

LAST TIME A VIRGINIA TECH PLAYER...

Recorded a double-double	Justyn Mutts (16 pts./11 rebs.), vs. Lehigh, 11/10/22
Recorded a triple-double	Justyn Mutts (12 pts./14 rebs./11 ast.), vs. Syracuse, 2/12/22
Two Tech players recorded double-doubles in same game	Keve Aluma (14 pts./12 rebs.) & Justyn Mutts (14 pts./11 rebs.), at Notre Dame, 1/27/21
Two Tech players recorded double-doubles in consecutive games	vs. North Carolina (ACC Tournament), 3/13/09; vs. Duquesne (NIT), 3/18/09
Had five or more steals	Justyn Mutts (5), at Pitt, 2/5/22
Had 10 or more assists in a game	Justyn Mutts (11), vs. Syracuse, 2/12/22
Had 20 or more rebounds in a game	Jeff Allen (21), vs. Longwood, 12/14/08
Two Tech players with double-figure rebounds	Grant Basile (10) and Lynn Kidd (10), vs. Delaware State, 11/7/22
Two Tech players had five or more assists	Keve Aluma (7) & Storm Murphy (6), vs. No. 7 Duke, 3/12/22
Three Tech players had five or more assists	Chris Clarke (10), Justin Robinson (6) & Seth Allen (6), vs. The Citadel, 12/17/16
Four Tech players had five or more assists	Kerry Blackshear Jr. (8), Devin Wilson (7), Justin Robinson (7) & Chris Clarke (5), vs. The Citadel, 1/30/21
Three Tech players made five or more 3FG	Nahiem Alleyne (5), Jalen Cone (5) & Isaiah Wilkins (5), vs. Delaware State, 11/20/19
Eight or more Tech players made a 3FG	8 players, at Pitt, 2/5/22
Two Tech players scored 20 or more points	Hunter Cattoor (27) & Sean Pedulla (20), at Florida State, 1/29/22
Three Tech players scored 20 or more points	Nickeil Alexander-Walker (25), Ahmed Hill (23) & Justin Robinson (23), vs. No. 23 Purdue, 11/18/18
Two Tech players scored 20 or more points in consecutive games	Nickeil Alexander-Walker & Kerry Blackshear Jr., 11/10/17 & 11/12/17
Tech freshman scored 20 or more points in a game	Sean Pedulla (20), at Florida State, 1/29/22
Three Tech freshmen scored in double figures in a game	Hunter Cattoor (14), Jalen Cone (11) & Lander Nolley II (10), vs. North Carolina, 3/10/20
Four Tech freshmen scored in double figures in a game	Landers Nolley II (21), Tyrece Radford (21), Jalen Cone (15) & Nahiem Alleyne (10), at Wake Forest, 1/14/20
Tech player scored 30-39 points in a game	Grant Basile (30), vs. Delaware State, 11/7/22
Tech player scored 40-49 points in a game	Dorenzo Hudson (41), vs. Seton Hall, 1/2/10
Tech player scored 50+ points in a game	Bimbo Coles (51), vs. Southern Miss, 2/6/88
Tech player had consecutive double-doubles	Keve Aluma, 2/23/22, 2/26/22
Tech player had three consecutive double-doubles	Keve Aluma, 1/27/21, 1/30/21, 2/3/21
Tech freshman had consecutive double-doubles	Kerry Blackshear Jr., 12/13/15, 12/19/15
Tech allowed a triple-double	Dennis Smith Jr. (27 pts./11 rebs./11 ast.), at NC State, 1/4/17
Tech had a walk-on score double figures	Christian Beyer (13), vs. Alabama A&M, 12/14/14






THEME NIGHTS

11/7 vs.  ACC TITLE CELEBRATION <small>2-1-1</small>	11/10 vs.  MILITARY APPRECIATION	11/13 vs.  ACC TITLE CELEBRATION <small>2-1-1</small>	12/4 vs.  ORANGE OUT
12/7 vs.  THE FINALS COUNTDOWN <small>60'S NIGHT</small>	12/17 vs.  THE KIDS' TAKEOVER DAY	1/23 vs.  BLACK OUT	1/28 vs.  COACHES VS. CANCER
2/4 vs.  MAROON OUT	2/18 vs.  #LOVE GAME	2/21 vs.  WILD ONE OUT	3/4 vs.  SENIOR DAY



MIKE YOUNG

Head Coach | Fourth Season at Virginia Tech

2020-21 ACC Coach of the Year

CAREER RECORDS

Overall Record	355-280
Conference Games	202-150
Non-Conference Games	149-129
Conference Tournament	24-14
NCAA Tournament	1-7
Overtime Games	20-16
One-Point Games	12-14
vs. AP Top 25	7-25

VS. CURRENT ACC HEAD COACHES

Coach	All	VT	Wofford
Earl Grant	0-1	0-1	-
Brad Brownell	4-3	4-1	0-2
Jon Scheyer	-	-	-
Leonard Hamilton	1-1	1-1	-
Josh Pastner	3-3	2-2	1-1
Kenny Payne	-	-	-
Jim Larrañaga	4-4	3-3	1-1
Kevin Keatts	2-1	2-1	-
Hubert Davis	1-2	1-2	-
Mike Brey	4-2	4-1	0-1
Jeff Capel III	3-1	3-1	-
Jim Boeheim	2-2	2-2	-
Tony Bennett	2-4	2-3	0-1
Steve Forbes	8-4	2-1	6-3
Total	34-28	26-19	8-9

vs. Coach Young

Earl Grant	1-0 at BC
Brad Brownell	3-4 at Clemson
Jon Scheyer	0-0 at Duke
Leonard Hamilton	1-1 at Florida State
Josh Pastner	3-3 at Georgia Tech
Kenny Payne	0-0 at Louisville
Jim Larrañaga	0-1 at GMU; 4-3 at Miami
Kevin Keatts	1-2 at NC State
Hubert Davis	2-1 at UNC
Mike Brey	2-4 at Notre Dame
Jeff Capel III	1-3 at Pitt
Jim Boeheim	2-2 at Syracuse
Tony Bennett	4-2 at UVA
Steve Forbes	3-6 at ETSU; 1-2 at Wake

▶ COACH YOUNG: CAREER BREAKDOWN

Season	School	Overall	Conference	Finish	Postseason	Ranking	RPI/NET
2002-03	Wofford	14-15 .483	8-8 .500	T6th	-	-/-	219
2003-04	Wofford	9-20 .310	4-12 .250	T10th	-	-/-	273
2004-05	Wofford	14-14 .500	7-9 .438	8th	-	-/-	225
2005-06	Wofford	11-18 .379	6-9 .400	9th	-	-/-	287
2006-07	Wofford	10-20 .333	5-13 .278	T9th	-	-/-	295
2007-08	Wofford	16-16 .500	8-12 .400	8th	-	-/-	191
2008-09	Wofford	16-14 .533	12-8 .600	4th	-	-/-	177
2009-10	Wofford	26-9 .743	15-3 .833	1st	NCAA First Round	-/-	73
2010-11	Wofford	21-13 .618	14-4 .778	T1st	NCAA First Round	-/-	105
2011-12	Wofford	19-14 .576	12-6 .667	T2nd	CBI	-/-	178
2012-13	Wofford	13-19 .406	7-11 .389	T8th	-	-/-	253
2013-14	Wofford	20-13 .606	11-5 .688	T3rd	NCAA First Round	-/-	152
2014-15	Wofford	28-7 .800	16-2 .889	1st	NCAA First Round	RV/-	49
2015-16	Wofford	15-17 .469	11-7 .611	T3rd	-	-/-	202
2016-17	Wofford	16-17 .485	10-8 .556	T4th	-	-/-	189
2017-18	Wofford	21-13 .618	11-7 .611	T4th	CIT	-/-	141
2018-19	Wofford	30-5 .857	18-0 1.000	1st	NCAA Second Round	19/18	14
Totals	17 Seasons	299-244 .551	175-124 .585				
2019-20	Virginia Tech	16-16 .500	7-13 .350	T10th	-	-/-	92
2020-21	Virginia Tech	15-7 .682	9-4 .692	3rd	NCAA First Round	25/RV	51
2021-22	Virginia Tech	23-13 .639	11-9 .550	7th	NCAA Tournament	RV/RV	27
2022-23	Virginia Tech	2-0 1.000	0-0 .000	-	-	RV/RV	-
Totals	4 Seasons	56-36 .609	27-26 .509				
Overall	21 Seasons	355-280 .559	202-150 .574				

▶ THE YOUNG FILE

Born 5/1/1963
 Hometown Radford, Virginia
 Wife Margaret
 Children Cooper, Davis
 Education Emory & Henry, 1986
 Joined Tech Staff 4/7/2019
 Years as College Head Coach 20
 Years as College Coach 35

Coaching Career

1986-88 Assistant Coach, Emory & Henry
 1988-89 Assistant Coach, Radford
 1989-02 Assistant Coach, Wofford
 2002-19 Head Coach, Wofford
 2019-pr. Head Coach, Virginia Tech

▶ ACCOMPLISHMENTS

Seven NCAA Tournaments
 2022, 2021, 2019, 2015, 2014, 2011, 2010

One ACC Tournament Championship
 2022

Five SoCon Tournament Championships
 2019, 2015, 2014, 2011, 2010

Four SoCon Regular-Season Titles
 2019, 2015, 2011, 2010

Two-time National Coach of the Year
 2019 (Sporting News), 2010 (Hugh Durham)

Three AP All-America Selections
 Fletcher Magee (2018-19), Karl Cochran (2014-15), Noah Dahlman (2009-10)

O HUNTER CATTOOR

SENIOR Guard | 6-3 | 200 | M.A. in Education, Liberal Arts and Human Sciences
Orlando, Florida | Bishop Moore



SEASON/CAREER BESTS

POINTS

Season 6 (2x), last vs. Lehigh (11/10/22)
Career 31 vs. Duke (3/12/22)

REBOUNDS

Season 3 vs. Delaware State (11/7/22)
Career 9 vs. Radford (11/15/21)

ASSISTS

Season 4 vs. Lehigh (11/10/22)
Career 6 at Miami (2/26/22)

BLOCKS

Season 2 vs. Delaware State (11/7/22)
Career 3 vs. Wake Forest (2/27/21)

STEALS

Season -
Career 3 (6x), last vs. Duke (3/12/22)

MINUTES

Season 29 vs. Lehigh (11/10/22)
Career 39 at Virginia (1/12/22)

FIELD GOALS MADE

Season 2 (2x), last vs. Lehigh (11/10/22)
Career 11 vs. Duke (3/12/22)

FIELD GOALS ATTEMPTED

Season 6 vs. Delaware State (11/7/22)
Career 16 vs. Duke (3/12/22)

3-PT. FIELD GOALS MADE

Season 1 (2x), last vs. Lehigh (11/10/22)
Career 9 at Florida State (1/29/22)

3-PT. FIELD GOALS ATTEMPTED

Season 4 vs. Delaware State (11/7/22)
Career 11 at Florida State (1/29/22)

FREE THROWS MADE

Season 1 (2x), last vs. Lehigh (11/10/22)
Career 6 vs. South Florida (11/29/20)

FREE THROWS ATTEMPTED

Season 2 (2x), last vs. Lehigh (11/10/22)
Career 8 vs. South Florida (11/29/20)

CAREER STATS

	GP-GS	MIN	AVG	FG-FGA	FG%	3FG-FGA	3FG%	FT-FTA	FT%	OFF-DEF-TOT	AVG	PF-FO	AST	TO	BLK	STL	PTS	AVG
2019-20	31-3	629	20.3	69-165	.418	51-127	.402	14-22	.636	4-73-77	2.5	44-0	35	16	4	31	203	6.5
2020-21	22-2	489	22.2	57-125	.456	39-90	.433	34-43	.791	2-39-41	1.9	34-1	30	26	11	20	187	8.5
2021-22	36-36	1183	32.9	121-278	.435	83-199	.417	36-50	.720	12-131-143	4.0	80-0	73	36	6	39	361	10.0
2022-23	2-2	54	27.0	4-10	.400	2-7	.286	2-4	.500	1-3-4	2.0	1-0	6	1	2	0	12	6.0
TOTAL	91-43	2355	25.9	251-578	.434	175-423	.414	86-119	.723	19-246-265	2.9	159-1	144	79	23	90	763	8.4

- 2022 ACC Tournament MVP; 31 points vs. Duke in title game. *Last name pronounced: kuh-TOUR*
- MVP of Basketball Hall of Fame Shootout vs. St. Bonaventure.
- One of Tech's top threats from three.
- Had 12 games of hitting three or more 3FGs in back-to-back seasons (2020-22).
- Reached double-figure scoring 17 times as a junior.
- Erupted for nine 3-pointers (tied single-game program record) at Florida State, which was the turning point in the Hokies' 2021-22 season.
- Originally committed to Wofford, but signed with the Hokies after Virginia Tech's hiring of Mike Young.
- Four-year letterwinner at Bishop Moore High School.
- Scored 1,420 points in high school. Was a 3-star recruit (247 Sports).
- Also played quarterback on Bishop Moore's football team.
- Wants to coach basketball when playing career is over.

2022-23 GAME-BY-GAME STATS

OPPONENT	DATE	ST	MIN	FG-FGA	PCT	3FG-FGA	PCT	FT-FTA	PCT	OFF	DEF	TOT	PF	A	T/O	BLK	STL	PTS
Delaware State	11/7/22	*	26	2-6	.333	1-4	.250	1-2	.500	1	2	3	0	2	0	2	0	6
Lehigh	11/10/22	*	29	2-4	.500	1-3	.333	1-2	.500	0	1	1	1	4	1	0	0	6
William & Mary	11/13/22																	
vs. Old Dominion	11/17/22																	
vs. TBD	11/18/22																	
vs. TBD	11/20/22																	
Charleston Southern	11/25/22																	
Minnesota	11/28/22																	
North Carolina	12/4/22																	
Dayton	12/7/22																	
vs. Oklahoma State	12/11/22																	
Grambling State	12/17/22																	
at Boston College	12/21/22																	
at Wake Forest	12/31/22																	
Clemson	1/4/23																	
NC State	1/7/23																	
at Syracuse	1/11/23																	
at Virginia	1/18/23																	
at Clemson	1/21/23																	
Duke	1/23/23																	
Syracuse	1/28/23																	
at Miami	1/31/23																	
Virginia	2/4/23																	
Boston College	2/8/23																	
at Notre Dame	2/11/23																	
at Georgia Tech	2/15/23																	
Pitt	2/18/23																	
Miami	2/21/23																	
at Duke	2/25/23																	
at Louisville	2/28/23																	
Florida State	3/4/23																	

PRODUCTION TRACKER

	This Season	Career
Scored 10+ Points	-	38
Scored 20+ Points	-	3
Led Tech in Scoring	-	8
Made 3+ 3FGs	-	24
Led Tech in 3FGM	1	27
Shot over 40% from 3	-	47
Had a Double-Double	-	-
Had Multiple Assists	2	41
Had Multiple Steals	-	26



1 RODNEY RICE

FRESHMAN Guard | 6-4 | 195 | Communication
Clinton, Maryland | DeMatha Catholic



- Three-year letterwinner at DeMatha where he played one season under the direction of current Tech associate head coach Mike Jones.
- All-Met First Team selection in 2021-22 after leading the Stags in scoring.
- Averaged 18.5 points per game across a three-year career at DeMatha.
- Four-star recruit ranked 45th overall, third in Maryland and eighth at his position by ESPN.
- Chose the Hokies over Louisville, Alabama, Notre Dame, Georgetown and Maryland.
- Father, Rodney Rice Sr., played basketball at Richmond and led the Spiders to the Sweet 16 of the 1988 NCAA Tournament.

SEASON/CAREER BESTS

POINTS

Season -
Career -

REBOUNDS

Season -
Career -

ASSISTS

Season -
Career -

BLOCKS

Season -
Career -

STEALS

Season -
Career -

MINUTES

Season -
Career -

FIELD GOALS MADE

Season -
Career -

FIELD GOALS ATTEMPTED

Season -
Career -

3-PT. FIELD GOALS MADE

Season -
Career -

3-PT. FIELD GOALS ATTEMPTED

Season -
Career -

FREE THROWS MADE

Season -
Career -

FREE THROWS ATTEMPTED

Season -
Career -

2022-23 GAME-BY-GAME STATS

OPPONENT	DATE	ST	MIN	FG-FGA	PCT	3FG-FGA	PCT	FT-FTA	PCT	OFF	DEF	TOT	PF	A	T/O	BLK	STL	PTS	
Delaware State	11/7/22																		DNP
Lehigh	11/10/22																		DNP
William & Mary	11/13/22																		
vs. Old Dominion	11/17/22																		
vs. TBD	11/18/22																		
vs. TBD	11/20/22																		
Charleston Southern	11/25/22																		
Minnesota	11/28/22																		
North Carolina	12/4/22																		
Dayton	12/7/22																		
vs. Oklahoma State	12/11/22																		
Grambling State	12/17/22																		
at Boston College	12/21/22																		
at Wake Forest	12/31/22																		
Clemson	1/4/23																		
NC State	1/7/23																		
at Syracuse	1/11/23																		
at Virginia	1/18/23																		
at Clemson	1/21/23																		
Duke	1/23/23																		
Syracuse	1/28/23																		
at Miami	1/31/23																		
Virginia	2/4/23																		
Boston College	2/8/23																		
at Notre Dame	2/11/23																		
at Georgia Tech	2/15/23																		
Pitt	2/18/23																		
Miami	2/21/23																		
at Duke	2/25/23																		
at Louisville	2/28/23																		
Florida State	3/4/23																		

PRODUCTION TRACKER

	This Season
Scored 10+ Points	-
Scored 20+ Points	-
Led Tech in Scoring	-
Made multiple 3FGs	-
Led Tech in 3FGM	-
Shot over 40% from 3	-
Had a Double-Double	-
Had Multiple Assists	-
Had Multiple Steals	-



CAREER STATS

	GP-GS	MIN	AVG	FG-FGA	FG%	3FG-FGA	3FG%	FT-FTA	FT%	OFF-DEF-TOT	AVG	PF-FO	AST	TO	BLK	STL	PTS	AVG	
2022-23																			
TOTAL																			

2 MJ COLLINS

FRESHMAN Guard | 6-4 | 190 | Communication
Clover, South Carolina | Combine Academy



SEASON/CAREER BESTS

POINTS

Season 5 vs. Lehigh (11/10/22)
Career 5 vs. Lehigh (11/10/22)

REBOUNDS

Season 2 vs. Delaware State (11/7/22)
Career 2 vs. Delaware State (11/7/22)

ASSISTS

Season 2 vs. Delaware State (11/7/22)
Career 2 vs. Delaware State (11/7/22)

BLOCKS

Season -
Career -

STEALS

Season 1 (2x), last vs. Lehigh (11/10/22)
Career 1 (2x), last vs. Lehigh (11/10/22)

MINUTES

Season 24 vs. Lehigh (11/10/22)
Career 24 vs. Lehigh (11/10/22)

FIELD GOALS MADE

Season 2 (2x), last vs. Lehigh (11/10/22)
Career 2 (2x), last vs. Lehigh (11/10/22)

FIELD GOALS ATTEMPTED

Season 7 vs. Delaware State (11/7/22)
Career 7 vs. Delaware State (11/7/22)

3-PT. FIELD GOALS MADE

Season 1 vs. Lehigh (11/10/22)
Career 1 vs. Lehigh (11/10/22)

3-PT. FIELD GOALS ATTEMPTED

Season 3 vs. Lehigh (11/10/22)
Career 3 vs. Lehigh (11/10/22)

FREE THROWS MADE

Season -
Career -

FREE THROWS ATTEMPTED

Season -
Career -

CAREER STATS

	GP-GS	MIN	AVG	FG-FGA	FG%	3FG-FGA	3FG%	FT-FTA	FT%	OFF-DEF-TOT	AVG	PF-FO	AST	TO	BLK	STL	PTS	AVG
2022-23	2-0	47	23.5	4-12	.333	1-5	.200	0-0	.000	0-2-2	1.0	1-0	3	1	0	2	9	4.5
TOTAL	2-0	47	23.5	4-12	.333	1-5	.200	0-0	.000	0-2-2	1.0	1-0	3	1	0	2	9	4.5

- A two-year letterwinner at Westminster Catawba before transferring to Combine Academy for his senior season.
- Combine ended the season ranked No. 20 in the country with a 25-5 record and a state championship in 2021-22.
- All-state, all-conference and the Male Athlete of the Year after averaging 23 points per game as a junior.
- Coached by Sim Frazier while playing for Team Curry in the summer of 2021.
- Rated the 181st-best prospect in the 2022 class on 247Sports.
- Tabbed the second-best player in the state of South Carolina and the 27th-best combo guard nationally, according to 247Sports.
- Four-star recruit and ranked 22nd at his position by ESPN.
- Chose the Hokies over Clemson, Oklahoma, Providence, South Florida and East Tennessee State.
- His sister, Reneazia, won three state championships in track.

2022-23 GAME-BY-GAME STATS

OPPONENT	DATE	ST	MIN	FG-FGA	PCT	3FG-FGA	PCT	FT-FTA	PCT	OFF	DEF	TOT	PF	A	T/O	BLK	STL	PTS
Delaware State	11/7/22		23	2-7	.286	0-2	.000	0-0	.000	0	2	2	0	2	1	0	1	4
Lehigh	11/10/22		24	2-5	.400	1-3	.333	0-0	.000	0	0	0	1	1	0	0	1	5
William & Mary	11/13/22																	
vs. Old Dominion	11/17/22																	
vs. TBD	11/18/22																	
vs. TBD	11/20/22																	
Charleston Southern	11/25/22																	
Minnesota	11/28/22																	
North Carolina	12/4/22																	
Dayton	12/7/22																	
vs. Oklahoma State	12/11/22																	
Grambling State	12/17/22																	
at Boston College	12/21/22																	
at Wake Forest	12/31/22																	
Clemson	1/4/23																	
NC State	1/7/23																	
at Syracuse	1/11/23																	
at Virginia	1/18/23																	
at Clemson	1/21/23																	
Duke	1/23/23																	
Syracuse	1/28/23																	
at Miami	1/31/23																	
Virginia	2/4/23																	
Boston College	2/8/23																	
at Notre Dame	2/11/23																	
at Georgia Tech	2/15/23																	
Pitt	2/18/23																	
Miami	2/21/23																	
at Duke	2/25/23																	
at Louisville	2/28/23																	
Florida State	3/4/23																	

PRODUCTION TRACKER

	This Season
Scored 10+ Points	-
Scored 20+ Points	-
Led Tech in Scoring	-
Made multiple 3FGs	-
Led Tech in 3FGM	1
Shot over 40% from 3	-
Had a Double-Double	-
Had Multiple Assists	1
Had Multiple Steals	-



3 SEAN PEDULLA

SOPHOMORE Guard | 6-1 | 195 | Sports Media and Analytics
Edmond, Oklahoma | Edmond Memorial



SEASON/CAREER BESTS

POINTS

Season 20 vs. Lehigh (11/10/22)
Career 20 (2x), last vs. Lehigh (11/10/22)

REBOUNDS

Season 4 vs. Delaware State (11/7/22)
Career 4 (2x), last vs. Delaware St. (11/7/22)

ASSISTS

Season 8 vs. Delaware State (11/7/22)
Career 8 vs. Delaware State (11/7/22)

BLOCKS

Season 1 vs. Lehigh (11/10/22)
Career 1 (2x), last vs. Lehigh (11/10/22)

STEALS

Season 1 vs. Delaware State (11/7/22)
Career 2 (3x), last vs. Clemson (3/9/22)

MINUTES

Season 33 vs. Lehigh (11/10/22)
Career 33 vs. Lehigh (11/10/22)

FIELD GOALS MADE

Season 9 vs. Lehigh (11/10/22)
Career 9 vs. Lehigh (11/10/22)

FIELD GOALS ATTEMPTED

Season 17 vs. Lehigh (11/10/22)
Career 17 vs. Lehigh (11/10/22)

3-PT. FIELD GOALS MADE

Season 5 vs. Delaware State (11/7/22)
Career 6 at Florida State (1/29/22)

3-PT. FIELD GOALS ATTEMPTED

Season 8 vs. Delaware State (11/7/22)
Career 8 at Miami (2/26/22)

FREE THROWS MADE

Season 3 vs. Delaware State (11/7/22)
Career 10 vs. Texas (3/18/22)

FREE THROWS ATTEMPTED

Season 4 vs. Delaware State (11/7/22)
Career 10 vs. Texas (3/18/22)

CAREER STATS

	GP-GS	MIN	AVG	FG-FGA	FG%	3FG-FGA	3FG%	FT-FTA	FT%	OFF-DEF-TOT	AVG	PF-FO	AST	TO	BLK	STL	PTS	AVG
2021-22	36-0	467	13.0	62-145	.428	34-76	.447	36-40	.900	6-36-42	1.2	54-2	47	31	1	21	194	5.4
2022-23	2-2	61	30.5	14-29	.483	6-13	.462	4-5	.800	0-7-7	3.5	1-0	10	2	1	1	38	19.0
TOTAL	38-2	528	13.9	76-174	.437	40-89	.449	40-45	.889	6-43-49	1.3	55-2	57	33	2	22	232	6.1

- Will take over the reins at point guard following the graduation of Storm Murphy. *Last name pronounced: puh-DOOL-uh*
- Solid sharpshooter from downtown – shot over 40% from three 18 times as a freshman.
- Posted a career-high 20 points at Florida State, which was the turning point in the Hokies' 2021-22 season. He drilled 6 of 7 from long range in that game.
- Guided Edmond Memorial to three state tournaments.
- Two-time all-state selection and COAC Offensive Player of the Year that averaged 17.6 points a game as a senior.
- Rated the 165th-best prospect in the 2021 class on 247Sports.
- Tabbed the second-best player in the state of Oklahoma and the 25th-best point guard nationally, according to 247Sports.
- Chose the Hokies over Minnesota and Oklahoma State.
- One of Dominic and Bernadette Pedulla's 10 children. His siblings JJ, Edmund and Claire won state championships in high school basketball, while Brendan won a state championship in rugby.

2022-23 GAME-BY-GAME STATS

OPPONENT	DATE	ST	MIN	FG-FGA	PCT	3FG-FGA	PCT	FT-FTA	PCT	OFF	DEF	TOT	PF	A	T/O	BLK	STL	PTS
Delaware State	11/7/22	*	29	5-12	.417	5-8	.625	3-4	.750	0	4	4	1	8	2	0	1	18
Lehigh	11/10/22	*	33	9-17	.529	1-5	.200	1-1	1.000	0	3	3	0	2	0	1	0	20
William & Mary	11/13/22																	
vs. Old Dominion	11/17/22																	
vs. TBD	11/18/22																	
vs. TBD	11/20/22																	
Charleston Southern	11/25/22																	
Minnesota	11/28/22																	
North Carolina	12/4/22																	
Dayton	12/7/22																	
vs. Oklahoma State	12/11/22																	
Grambling State	12/17/22																	
at Boston College	12/21/22																	
at Wake Forest	12/31/22																	
Clemson	1/4/23																	
NC State	1/7/23																	
at Syracuse	1/11/23																	
at Virginia	1/18/23																	
at Clemson	1/21/23																	
Duke	1/23/23																	
Syracuse	1/28/23																	
at Miami	1/31/23																	
Virginia	2/4/23																	
Boston College	2/8/23																	
at Notre Dame	2/11/23																	
at Georgia Tech	2/15/23																	
Pitt	2/18/23																	
Miami	2/21/23																	
at Duke	2/25/23																	
at Louisville	2/28/23																	
Florida State	3/4/23																	

PRODUCTION TRACKER

	This Season	Career
Scored 10+ Points	2	7
Scored 20+ Points	1	2
Led Tech in Scoring	1	2
Made 3+ 3FGs	1	5
Led Tech in 3FGM	1	5
Shot over 40% from 3	1	19
Had a Double-Double	-	-
Had Multiple Assists	2	15
Had Multiple Steals	-	3



4 DARREN BUCHANAN JR.

FRESHMAN Forward | 6-7 | 235 | Communication
Washington, D.C. | Woodrow Wilson



SEASON/CAREER BESTS

POINTS

Season -
Career -

REBOUNDS

Season -
Career -

ASSISTS

Season -
Career -

BLOCKS

Season -
Career -

STEALS

Season -
Career -

MINUTES

Season -
Career -

FIELD GOALS MADE

Season -
Career -

FIELD GOALS ATTEMPTED

Season -
Career -

3-PT. FIELD GOALS MADE

Season -
Career -

3-PT. FIELD GOALS ATTEMPTED

Season -
Career -

FREE THROWS MADE

Season -
Career -

FREE THROWS ATTEMPTED

Season -
Career -

CAREER STATS

	GP-GS	MIN	AVG	FG-FGA	FG%	3FG-FGA	3FG%	FT-FTA	FT%	OFF-DEF-TOT	AVG	PF-FO	AST	TO	BLK	STL	PTS	AVG	
2022-23																			
TOTAL																			

- A four-year letterwinner at Woodrow Wilson in Washington, D.C. *Name pronounced: DARE-in BUH-can-in*
- 2022 D.C. Gatorade Player of the Year.
- 2022 All-Met Player of the Year.
- Two-time DCIAA Player of the Year and two-time DCIAA champion.
- Two-time all-state first team selection, All-Met first team as a senior (joining teammate Rodney Rice) and two-time DCIAA first team.
- Averaged 17 points, 10 rebounds, four assists and three steals during his four-year career at Woodrow Wilson.
- Coached by Osman Bangura and Angelo Hernandez while playing for Team Durant on the Nike EYBL circuit for three years.
- Tabbed the second-best player in Washington, D.C., and the 47th-best small forward nationally, according to 247Sports; Three-star recruit according to multiple outlets.
- Chose the Hokies over Georgetown, Rutgers, George Mason and George Washington.
- Related to former NFL tight end Vernon Davis.

2022-23 GAME-BY-GAME STATS

OPPONENT	DATE	ST	MIN	FG-FGA	PCT	3FG-FGA	PCT	FT-FTA	PCT	OFF	DEF	TOT	PF	A	T/O	BLK	STL	PTS	
Delaware State	11/7/22																		DNP
Lehigh	11/10/22																		DNP
William & Mary	11/13/22																		
vs. Old Dominion	11/17/22																		
vs. TBD	11/18/22																		
vs. TBD	11/20/22																		
Charleston Southern	11/25/22																		
Minnesota	11/28/22																		
North Carolina	12/4/22																		
Dayton	12/7/22																		
vs. Oklahoma State	12/11/22																		
Grambling State	12/17/22																		
at Boston College	12/21/22																		
at Wake Forest	12/31/22																		
Clemson	1/4/23																		
NC State	1/7/23																		
at Syracuse	1/11/23																		
at Virginia	1/18/23																		
at Clemson	1/21/23																		
Duke	1/23/23																		
Syracuse	1/28/23																		
at Miami	1/31/23																		
Virginia	2/4/23																		
Boston College	2/8/23																		
at Notre Dame	2/11/23																		
at Georgia Tech	2/15/23																		
Pitt	2/18/23																		
Miami	2/21/23																		
at Duke	2/25/23																		
at Louisville	2/28/23																		
Florida State	3/4/23																		

PRODUCTION TRACKER

	This Season
Scored 10+ Points	-
Had 5+ Rebounds	-
Had Multiple Blocks	-
Led Tech in Blocks	-
Had Multiple Steals	-
Shot over 50% from the floor	-
Played 10+ Minutes	-
Shot 5+ Free Throws	-
Had Multiple Dunks	-



5 PATRICK WESSLER

FRESHMAN Center | 7-0 | 245 | Business Marketing
 Matthews, North Carolina | Combine Academy



Last name pronounced: WES-ler

- A four-year letterwinner.
- Invited to the Allen Iverson 24K Showcase game in Memphis.
- Played his final two seasons at Combine Academy where he guided the program to a state championship in 2021-22.
- Averaged 18 points, 14 rebounds and 2.3 blocks as a senior, while Combine ended the season ranked No. 20 in the country with a 25-5 record.
- Named 2020-21 HoopState Network Sixth Man of the Year.
- Played his freshman and sophomore seasons at David W. Butler High School in Matthews, N.C.
- Southwestern 4A Conference Player of the Year.
- Completed for CC Elite on the AAU circuit.
- Rated the 148th-best prospect in the 2022 class by 247Sports; Tabbed the third-best player in the state of North Carolina and the 24th-best center nationally, according to 247Sports.
- Chose the Hokies over Providence, Southern Cal, NC State and Ole Miss.

SEASON/CAREER BESTS

POINTS

Season -
 Career -

REBOUNDS

Season -
 Career -

ASSISTS

Season -
 Career -

BLOCKS

Season -
 Career -

STEALS

Season -
 Career -

MINUTES

Season -
 Career -

FIELD GOALS MADE

Season -
 Career -

FIELD GOALS ATTEMPTED

Season -
 Career -

3-PT. FIELD GOALS MADE

Season -
 Career -

3-PT. FIELD GOALS ATTEMPTED

Season -
 Career -

FREE THROWS MADE

Season -
 Career -

FREE THROWS ATTEMPTED

Season -
 Career -

2022-23 GAME-BY-GAME STATS

OPPONENT	DATE	ST	MIN	FG-FGA	PCT	3FG-FGA	PCT	FT-FTA	PCT	OFF	DEF	TOT	PF	A	T/O	BLK	STL	PTS	
Delaware State	11/7/22																		DNP
Lehigh	11/10/22																		DNP
William & Mary	11/13/22																		
vs. Old Dominion	11/17/22																		
vs. TBD	11/18/22																		
vs. TBD	11/20/22																		
Charleston Southern	11/25/22																		
Minnesota	11/28/22																		
North Carolina	12/4/22																		
Dayton	12/7/22																		
vs. Oklahoma State	12/11/22																		
Grambling State	12/17/22																		
at Boston College	12/21/22																		
at Wake Forest	12/31/22																		
Clemson	1/4/23																		
NC State	1/7/23																		
at Syracuse	1/11/23																		
at Virginia	1/18/23																		
at Clemson	1/21/23																		
Duke	1/23/23																		
Syracuse	1/28/23																		
at Miami	1/31/23																		
Virginia	2/4/23																		
Boston College	2/8/23																		
at Notre Dame	2/11/23																		
at Georgia Tech	2/15/23																		
Pitt	2/18/23																		
Miami	2/21/23																		
at Duke	2/25/23																		
at Louisville	2/28/23																		
Florida State	3/4/23																		

PRODUCTION TRACKER

	This Season
Scored 10+ Points	-
Had 5+ Rebounds	-
Had Multiple Blocks	-
Led Tech in Blocks	-
Had Multiple Steals	-
Shot over 50% from the floor	-
Played 10+ Minutes	-
Shot 5+ Free Throws	-
Had Multiple Dunks	-



CAREER STATS

	GP-GS	MIN	AVG	FG-FGA	FG%	3FG-FGA	3FG%	FT-FTA	FT%	OFF-DEF-TOT	AVG	PF-FO	AST	TO	BLK	STL	PTS	AVG	
2022-23																			
TOTAL																			

10 CAMDEN JOHNSON

SOPHOMORE Guard | 6-1 | 185 | Business Finance
Waxhaw, North Carolina | Metrolina Christian Academy



SEASON/CAREER BESTS

POINTS

Season -
Career 3 vs. Merrimack (11/21/21)

REBOUNDS

Season 1 (2x), last vs. Lehigh (11/10/22)
Career 1 (3x), last vs. Lehigh (11/10/22)

ASSISTS

Season 1 vs. Delaware State (11/7/22)
Career 1 vs. Saint Francis (11/18/21)

BLOCKS

Season -
Career -

STEALS

Season -
Career 1 (2x), last vs. Louisville (3/1/22)

MINUTES

Season 8 vs. Delaware State (11/7/22)
Career 8 vs. Delaware State (11/7/22)

FIELD GOALS MADE

Season -
Career 1 vs. Merrimack (11/21/21)

FIELD GOALS ATTEMPTED

Season -
Career 1 (3x), last vs. Louisville (3/1/22)

3-PT. FIELD GOALS MADE

Season -
Career 1 vs. Merrimack (11/21/21)

3-PT. FIELD GOALS ATTEMPTED

Season -
Career 1 (2x), last vs. St. Bona. (12/17/21)

FREE THROWS MADE

Season -
Career -

FREE THROWS ATTEMPTED

Season -
Career -

CAREER STATS

	GP-GS	MIN	AVG	FG-FGA	FG%	3FG-FGA	3FG%	FT-FTA	FT%	OFF-DEF-TOT	AVG	PF-FO	AST	TO	BLK	STL	PTS	AVG
2021-22	10-0	17	1.7	1-3	.333	1-2	.500	0-0	.000	0-2-2	0.2	1-0	1	0	0	2	3	0.3
2022-23	2-0	10	5.0	0-0	.000	0-0	.000	0-0	.000	1-1-2	1.0	1-0	1	0	0	0	0	0.0
TOTAL	12-0	27	2.3	1-3	.333	1-2	.500	0-0	.000	1-3-4	0.3	2-0	2	0	0	2	3	0.3

- Recruited as a preferred walk-on.
- Averaged 14 points, 6.6 rebounds, 3.2 assists and 2.3 steals per game his senior season at Metrolina.
- Parents, Joey and Cindy Johnson, both attended Virginia Tech.

2022-23 GAME-BY-GAME STATS

OPPONENT	DATE	ST	MIN	FG-FGA	PCT	3FG-FGA	PCT	FT-FTA	PCT	OFF	DEF	TOT	PF	A	T/O	BLK	STL	PTS
Delaware State	11/7/22		8	0-0	.000	0-0	.000	0-0	.000	1	0	1	1	1	0	0	0	0
Lehigh	11/10/22		2	0-0	.000	0-0	.000	0-0	.000	0	1	1	0	0	0	0	0	0
William & Mary	11/13/22																	
vs. Old Dominion	11/17/22																	
vs. TBD	11/18/22																	
vs. TBD	11/20/22																	
Charleston Southern	11/25/22																	
Minnesota	11/28/22																	
North Carolina	12/4/22																	
Dayton	12/7/22																	
vs. Oklahoma State	12/11/22																	
Grambling State	12/17/22																	
at Boston College	12/21/22																	
at Wake Forest	12/31/22																	
Clemson	1/4/23																	
NC State	1/7/23																	
at Syracuse	1/11/23																	
at Virginia	1/18/23																	
at Clemson	1/21/23																	
Duke	1/23/23																	
Syracuse	1/28/23																	
at Miami	1/31/23																	
Virginia	2/4/23																	
Boston College	2/8/23																	
at Notre Dame	2/11/23																	
at Georgia Tech	2/15/23																	
Pitt	2/18/23																	
Miami	2/21/23																	
at Duke	2/25/23																	
at Louisville	2/28/23																	
Florida State	3/4/23																	

PRODUCTION TRACKER

	This Season	Career
Scored 5+ Points	-	-
Scored 10+ Points	-	-
Made Multiple 3FGs	-	-
Made 3+ 3FGs	-	-
Led Tech in 3FGM	-	-
Shot over 40% from 3	-	1
Played 5+ Minutes	1	1
Had Multiple Assists	-	-
Had Multiple Steals	-	-



11 JOHN CAMDEN

R-FRESHMAN Forward | 6-8 | 215 | Business Management
 Downingtown, Pennsylvania | Memphis



SEASON/CAREER BESTS

POINTS

Season 6 vs. Delaware State (11/7/22)
 Career 6 vs. Delaware State (11/7/22)

REBOUNDS

Season 2 vs. Delaware State (11/7/22)
 Career 2 vs. Delaware State (11/7/22)

ASSISTS

Season -
 Career -

BLOCKS

Season -
 Career -

STEALS

Season -
 Career -

MINUTES

Season 19 vs. Delaware State (11/7/22)
 Career 19 vs. Delaware State (11/7/22)

FIELD GOALS MADE

Season 2 vs. Delaware State (11/7/22)
 Career 2 vs. Delaware State (11/7/22)

FIELD GOALS ATTEMPTED

Season 4 vs. Delaware State (11/7/22)
 Career 4 vs. Delaware State (11/7/22)

3-PT. FIELD GOALS MADE

Season 2 vs. Delaware State (11/7/22)
 Career 2 vs. Delaware State (11/7/22)

3-PT. FIELD GOALS ATTEMPTED

Season 4 vs. Delaware State (11/7/22)
 Career 4 vs. Delaware State (11/7/22)

FREE THROWS MADE

Season -
 Career -

FREE THROWS ATTEMPTED

Season -
 Career -

CAREER STATS

	GP-GS	MIN	AVG	FG-FGA	FG%	3FG-FGA	3FG%	FT-FTA	FT%	OFF-DEF-TOT	AVG	PF-FO	AST	TO	BLK	STL	PTS	AVG
2021-22	1-0	1	1.0	0-0	.000	0-0	.000	0-0	.000	0-1-1	1.0	0-0	0	0	0	0	0	0.0
2022-23	2-0	27	13.5	2-4	.500	2-4	.500	0-0	.000	0-3-3	1.5	5-0	0	0	0	0	6	3.0
TOTAL	3-0	28	9.3	2-4	.500	2-4	.500	0-0	.000	0-4-4	1.3	5-0	0	0	0	0	6	2.0

- Will be a versatile wing for Coach Young, who can play the 3 and the 4.
- Transferred from Memphis; battled a right foot injury most of freshman season.
- Chose the Hokies over LSU during the transfer process.
- Played senior season at Brewster Academy in Wolfeboro, N.H.
- Was rated a four-star recruit and the 90th-ranked player in the nation by Rivals.
- Averaged 15.8 points per game as a junior at Archbishop Carroll (Pa.) in 2019-20.
- Father, Tex, graduated from Virginia Tech in 1993.
- Sisters, Meg and Heather, played lacrosse at Ohio State and Drexel, respectively.
- Other older sister, Anna, plays basketball at Penn State.

2022-23 GAME-BY-GAME STATS

OPPONENT	DATE	ST	MIN	FG-FGA	PCT	3FG-FGA	PCT	FT-FTA	PCT	OFF	DEF	TOT	PF	A	T/O	BLK	STL	PTS
Delaware State	11/7/22		19	2-4	.500	2-4	.500	0-0	.000	0	2	2	3	0	0	0	0	6
Lehigh	11/10/22		8	0-0	.000	0-0	.000	0-0	.000	0	1	1	2	0	0	0	0	0
William & Mary	11/13/22																	
vs. Old Dominion	11/17/22																	
vs. TBD	11/18/22																	
vs. TBD	11/20/22																	
Charleston Southern	11/25/22																	
Minnesota	11/28/22																	
North Carolina	12/4/22																	
Dayton	12/7/22																	
vs. Oklahoma State	12/11/22																	
Grambling State	12/17/22																	
at Boston College	12/21/22																	
at Wake Forest	12/31/22																	
Clemson	1/4/23																	
NC State	1/7/23																	
at Syracuse	1/11/23																	
at Virginia	1/18/23																	
at Clemson	1/21/23																	
Duke	1/23/23																	
Syracuse	1/28/23																	
at Miami	1/31/23																	
Virginia	2/4/23																	
Boston College	2/8/23																	
at Notre Dame	2/11/23																	
at Georgia Tech	2/15/23																	
Pitt	2/18/23																	
Miami	2/21/23																	
at Duke	2/25/23																	
at Louisville	2/28/23																	
Florida State	3/4/23																	

PRODUCTION TRACKER

	This Season	Career
Scored 5+ Points	1	1
Scored 10+ Points	-	-
Made Multiple 3FGs	1	1
Made 3+ 3FGs	-	-
Led Tech in 3FGM	-	-
Shot over 40% from 3	1	1
Played 5+ Minutes	1	1
Had Multiple Assists	-	-
Had Multiple Steals	-	-



13 DARIUS MADDOX

JUNIOR Guard | 6-5 | 180 | Sports Media and Analytics
Bowie, Maryland | Oak Hill Academy



SEASON/CAREER BESTS

POINTS

Season 14 vs. Delaware State (11/7/22)
Career 20 vs. North Carolina (3/11/22)

REBOUNDS

Season 4 vs. Lehigh (11/10/22)
Career 6 vs. North Carolina (3/11/22)

ASSISTS

Season -
Career 4 vs. Miami (1/26/22)

BLOCKS

Season -
Career 2 (2x), last vs. Miami (1/26/22)

STEALS

Season 1 vs. Delaware State (11/7/22)
Career 3 at Florida State (1/29/22)

MINUTES

Season 27 vs. Delaware State (11/7/22)
Career 29 vs. North Carolina (3/11/22)

FIELD GOALS MADE

Season 5 vs. Delaware State (11/7/22)
Career 7 vs. North Carolina (3/11/22)

FIELD GOALS ATTEMPTED

Season 8 vs. Delaware State (11/7/22)
Career 12 vs. North Carolina (3/11/22)

3-PT. FIELD GOALS MADE

Season -
Career 4 vs. North Carolina (3/11/22)

3-PT. FIELD GOALS ATTEMPTED

Season 3 vs. Lehigh (11/10/22)
Career 5 (3x), last vs. UNC (3/11/22)

FREE THROWS MADE

Season 4 vs. Delaware State (11/7/22)
Career 4 (3x), last vs. Delaware St. (11/7/22)

FREE THROWS ATTEMPTED

Season 5 vs. Delaware State (11/7/22)
Career 5 vs. Delaware State (11/7/22)

- Potential to have a breakout season.
- 2022 ACC All-Tournament Second Team; dropped career-high 20 points vs. UNC in semis.
- Two game-winning 3-pointers in four games: at Miami and vs. Clemson.
- Dropped in a career-high 14 points on 4-of-8 shooting vs. Cornell; also set or tied career highs in rebounds (four), minutes played (23), field goals made (four) and free throws made (four).
- Appeared in 11 games in 2020-21, recording a season-high nine points vs. Coppin State (12/19/20).
- Rated 84th overall and the 14th-best shooting guard on 247 Sports.
- Chose the Hokies over Cincinnati, Creighton, Georgetown and Seton Hall.

2021-22 GAME-BY-GAME STATS

OPPONENT	DATE	ST	MIN	FG-FGA	PCT	3FG-FGA	PCT	FT-FTA	PCT	OFF	DEF	TOT	PF	A	T/O	BLK	STL	PTS
Delaware State	11/7/22	*	27	5-8	.625	0-1	.000	4-5	.800	0	3	3	0	0	0	0	1	14
Lehigh	11/10/22	*	24	3-7	.429	0-3	.000	2-2	1.000	0	4	4	0	0	0	0	0	8
William & Mary	11/13/22																	
vs. Old Dominion	11/17/22																	
vs. TBD	11/18/22																	
vs. TBD	11/20/22																	
Charleston Southern	11/25/22																	
Minnesota	11/28/22																	
North Carolina	12/4/22																	
Dayton	12/7/22																	
vs. Oklahoma State	12/11/22																	
Grambling State	12/17/22																	
at Boston College	12/21/22																	
at Wake Forest	12/31/22																	
Clemson	1/4/23																	
NC State	1/7/23																	
at Syracuse	1/11/23																	
at Virginia	1/18/23																	
at Clemson	1/21/23																	
Duke	1/23/23																	
Syracuse	1/28/23																	
at Miami	1/31/23																	
Virginia	2/4/23																	
Boston College	2/8/23																	
at Notre Dame	2/11/23																	
at Georgia Tech	2/15/23																	
Pitt	2/18/23																	
Miami	2/21/23																	
at Duke	2/25/23																	
at Louisville	2/28/23																	
Florida State	3/4/23																	

PRODUCTION TRACKER

	This Season	Career
Scored 10+ Points	1	9
Scored 20+ Points	-	1
Led Tech in Scoring	-	2
Made 3+ 3FGs	-	6
Led Tech in 3FGM	-	5
Shot over 40% from 3	-	23
Had a Double-Double	-	-
Had Multiple Assists	-	4
Had Multiple Steals	-	1



CAREER STATS

	GP-GS	MIN	AVG	FG-FGA	FG%	3FG-FGA	3FG%	FT-FTA	FT%	OFF-DEF-TOT	AVG	PF-FO	AST	TO	BLK	STL	PTS	AVG
2020-21	11-0	35	3.2	3-11	.273	3-7	.429	0-0	.000	2-0-2	0.2	3-0	3	1	1	0	9	0.8
2021-22	36-0	612	17.0	82-160	.513	40-79	.506	26-33	.788	17-52-69	1.9	42-0	19	20	8	11	230	6.4
2022-23	2-2	50	25.0	8-15	.533	0-4	.000	6-7	.857	0-7-7	3.5	0-0	0	0	0	1	22	11.0
TOTAL	49-2	697	14.2	93-186	.500	43-90	.478	32-40	.800	19-59-78	1.6	45-0	22	21	9	12	261	5.3

14 OWYN DAWYOT

FRESHMAN Guard | 6-2 | 190 | Sports Media and Analytics
Roanoke, Virginia | Cave Spring



SEASON/CAREER BESTS

POINTS

Season -
Career -

REBOUNDS

Season -
Career -

ASSISTS

Season -
Career -

BLOCKS

Season -
Career -

STEALS

Season -
Career -

MINUTES

Season 1 vs. Delaware State (11/7/22)
Career 1 vs. Delaware State (11/7/22)

FIELD GOALS MADE

Season -
Career -

FIELD GOALS ATTEMPTED

Season -
Career -

3-PT. FIELD GOALS MADE

Season -
Career -

3-PT. FIELD GOALS ATTEMPTED

Season -
Career -

FREE THROWS MADE

Season -
Career -

FREE THROWS ATTEMPTED

Season -
Career -

CAREER STATS

	GP-GS	MIN	AVG	FG-FGA	FG%	3FG-FGA	3FG%	FT-FTA	FT%	OFF-DEF-TOT	AVG	PF-FO	AST	TO	BLK	STL	PTS	AVG
2022-23	1-0	1	1.0	0-0	.000	0-0	.000	0-0	.000	0-0-0	0.0	0-0	0	0	0	0	0	0.0
TOTAL	1-0	1	1.0	0-0	.000	0-0	.000	0-0	.000	0-0-0	0.0	0-0	0	0	0	0	0	0.0

- Recruited as a preferred walk-on. *Name pronounced: OWE-in DOY-yacht*
- VHSCA Class 3 State Co-Player of the Year as a senior.
- Led Cave Spring to the 2022 VHSL Class 3 state title, knocking down the game-winning free throw for a 76-75 victory over Petersburg.
- Scored a game-high 29 points in that state final.
- Averaged 16.2 points, 4.5 rebounds, 2.1 assists, and 2.3 steals per game in 2021-22.
- Earned First-Team All-District, First-Team All-Region and First-Team All-State as a senior.
- Transferred from Salem to Cave Spring for his senior season.
- Set the Cave Spring record for wins in a season with 29 during the 2021-22 campaign.
- Grandfather, Peter Dawyot, played football at Virginia Tech.

2022-23 GAME-BY-GAME STATS

OPPONENT	DATE	ST	MIN	FG-FGA	PCT	3FG-FGA	PCT	FT-FTA	PCT	OFF	DEF	TOT	PF	A	T/O	BLK	STL	PTS
Delaware State	11/7/22		1	0-0	.000	0-0	.000	0-0	.000	0	0	0	0	0	0	0	0	0
Lehigh	11/10/22								DNP									
William & Mary	11/13/22																	
vs. Old Dominion	11/17/22																	
vs. TBD	11/18/22																	
vs. TBD	11/20/22																	
Charleston Southern	11/25/22																	
Minnesota	11/28/22																	
North Carolina	12/4/22																	
Dayton	12/7/22																	
vs. Oklahoma State	12/11/22																	
Grambling State	12/17/22																	
at Boston College	12/21/22																	
at Wake Forest	12/31/22																	
Clemson	1/4/23																	
NC State	1/7/23																	
at Syracuse	1/11/23																	
at Virginia	1/18/23																	
at Clemson	1/21/23																	
Duke	1/23/23																	
Syracuse	1/28/23																	
at Miami	1/31/23																	
Virginia	2/4/23																	
Boston College	2/8/23																	
at Notre Dame	2/11/23																	
at Georgia Tech	2/15/23																	
Pitt	2/18/23																	
Miami	2/21/23																	
at Duke	2/25/23																	
at Louisville	2/28/23																	
Florida State	3/4/23																	

PRODUCTION TRACKER

	This Season
Scored 5+ Points	-
Scored 10+ Points	-
Made Multiple 3FGs	-
Made 3+ 3FGs	-
Led Tech in 3FGM	-
Shot over 40% from 3	-
Played 5+ Minutes	-
Had Multiple Assists	-
Had Multiple Steals	-



15 LYNN KIDD

JUNIOR Center | 6-10 | 235 | Sociology
Gainesville, Florida | Clemson



SEASON/CAREER BESTS

POINTS

Season 8 vs. Delaware State (11/7/22)
Career 8 vs. Delaware State (11/7/22)

REBOUNDS

Season 10 vs. Delaware State (11/7/22)
Career 10 vs. Delaware State (11/7/22)

ASSISTS

Season 3 vs. Delaware State (11/7/22)
Career 3 vs. Delaware State (11/7/22)

BLOCKS

Season -
Career 2 vs. South Carolina State (12/2/20)

STEALS

Season -
Career -

MINUTES

Season 24 vs. Delaware State (11/7/22)
Career 24 vs. Delaware State (11/7/22)

FIELD GOALS MADE

Season 3 (2x), last vs. Lehigh (11/10/22)
Career 3 (2x), last vs. Lehigh (11/10/22)

FIELD GOALS ATTEMPTED

Season 5 vs. Lehigh (11/10/22)
Career 5 (2x), last vs. Lehigh (11/10/22)

3-PT. FIELD GOALS MADE

Season -
Career -

3-PT. FIELD GOALS ATTEMPTED

Season -
Career -

FREE THROWS MADE

Season 2 vs. Delaware State (11/7/22)
Career 2 (3x), last vs. Delaware St. (11/7/22)

FREE THROWS ATTEMPTED

Season 2 vs. Delaware State (11/7/22)
Career 2 (3x), last vs. Delaware St. (11/7/22)

CAREER STATS

	GP-GS	MIN	AVG	FG-FGA	FG%	3FG-FGA	3FG%	FT-FTA	FT%	OFF-DEF-TOT	AVG	PF-FO	AST	TO	BLK	STL	PTS	AVG
2020-21	7-0	33	4.7	2-6	.333	0-0	.000	4-4	1.000	4-3-7	1.0	6-0	1	2	2	0	8	1.1
2021-22	10-0	25	2.5	3-8	.375	0-0	.000	1-1	1.000	6-5-11	1.1	0-0	0	3	2	0	7	0.7
2022-23	2-1	35	17.5	6-9	.667	0-0	.000	2-2	1.000	4-8-12	6.0	2-0	4	3	0	0	14	7.0
TOTAL	19-1	93	4.9	11-23	.478	0-0	.000	7-7	1.000	14-16-30	1.6	8-0	5	8	4	0	29	1.5

- Look for increased production in his second season as a Hokie.
- Played in seven games, totaling eight points in 33 minutes of action as a freshman at Clemson.
- Reclassified from the 2021 recruiting class to 2020.
- No. 77 overall prospect on ESPN's Top-100 list of high school juniors; four-star recruit.
- Chose Clemson over Virginia Tech, Miami, Wake Forest, Auburn and Florida during his initial recruitment.

2022-23 GAME-BY-GAME STATS

OPPONENT	DATE	ST	MIN	FG-FGA	PCT	3FG-FGA	PCT	FT-FTA	PCT	OFF	DEF	TOT	PF	A	T/O	BLK	STL	PTS
Delaware State	11/7/22	*	24	3-4	.750	0-0	.000	2-2	1.000	4	6	10	1	3	2	0	0	8
Lehigh	11/10/22		12	3-5	.600	0-0	.000	0-0	.000	0	2	2	1	1	1	0	0	6
William & Mary	11/13/22																	
vs. Old Dominion	11/17/22																	
vs. TBD	11/18/22																	
vs. TBD	11/20/22																	
Charleston Southern	11/25/22																	
Minnesota	11/28/22																	
North Carolina	12/4/22																	
Dayton	12/7/22																	
vs. Oklahoma State	12/11/22																	
Grambling State	12/17/22																	
at Boston College	12/21/22																	
at Wake Forest	12/31/22																	
Clemson	1/4/23																	
NC State	1/7/23																	
at Syracuse	1/11/23																	
at Virginia	1/18/23																	
at Clemson	1/21/23																	
Duke	1/23/23																	
Syracuse	1/28/23																	
at Miami	1/31/23																	
Virginia	2/4/23																	
Boston College	2/8/23																	
at Notre Dame	2/11/23																	
at Georgia Tech	2/15/23																	
Pitt	2/18/23																	
Miami	2/21/23																	
at Duke	2/25/23																	
at Louisville	2/28/23																	
Florida State	3/4/23																	

PRODUCTION TRACKER

	This Season	Career
Scored 10+ Points	-	-
Had 10+ Rebounds	1	1
Had Multiple Blocks	-	1
Led Tech in Blocks	-	-
Had Multiple Steals	-	-
Shot over 50% from the floor	2	5
Played 10+ Minutes	2	3
Shot 5+ Free Throws	-	-
Had Multiple Dunks	1	1



21 GRANT BASILE

GRADUATE STUDENT Forward | 6-9 | 235 | Agricultural and Life Sciences
Pewaukee, Wisconsin | Wright State



SEASON/CAREER BESTS

POINTS

Season 30 vs. Delaware State (11/7/22)
Career 37 at Marshall (11/12/21)

REBOUNDS

Season 10 vs. Delaware State (11/7/22)
Career 16 at NC State (12/21/21)

ASSISTS

Season 2 vs. Lehigh (11/10/22)
Career 4 (6x), last at UIC (1/22/22)

BLOCKS

Season 1 (2x), last vs. Lehigh (11/10/22)
Career 4 (4x), last vs. Cleveland St. (3/7/22)

STEALS

Season 1 vs. Delaware State (11/7/22)
Career 5 vs. Cleveland State (1/28/22)

MINUTES

Season 25 (2x), last vs. Lehigh (11/10/22)
Career 40 at Robert Morris (1/13/22)

FIELD GOALS MADE

Season 12 vs. Delaware State (11/7/22)
Career 13 vs. Robert Morris (1/29/21)

FIELD GOALS ATTEMPTED

Season 16 vs. Delaware State (11/7/22)
Career 25 vs. Youngstown St. (2/24/22)

3-PT. FIELD GOALS MADE

Season 6 vs. Delaware State (11/7/22)
Career 6 vs. Delaware State (11/7/22)

3-PT. FIELD GOALS ATTEMPTED

Season 9 vs. Delaware State (11/7/22)
Career 9 (2x), last vs. Delaware St. (11/7/22)

FREE THROWS MADE

Season 4 vs. Lehigh (11/10/22)
Career 12 (2x), last at Marshall (11/12/21)

FREE THROWS ATTEMPTED

Season 4 vs. Lehigh (11/10/22)
Career 15 vs. Milwaukee (3/2/21)

CAREER STATS

	GP-GS	MIN	AVG	FG-FGA	FG%	3FG-FGA	3FG%	FT-FTA	FT%	OFF-DEF-TOT	AVG	PF-FO	AST	TO	BLK	STL	PTS	AVG
2018-19	3-0	18	6.0	1-2	.500	0-0	.000	2-6	.333	1-2-3	1.0	5-0	0	2	0	1	4	1.3
2019-20	32-5	458	14.3	74-151	.490	3-21	.143	48-69	.696	44-93-137	4.3	63-1	25	48	29	11	199	6.2
2020-21	24-15	649	27.0	137-222	.617	20-42	.476	67-101	.663	52-117-169	7.0	52-1	41	43	39	13	361	15.0
2021-22	36-36	1172	32.6	247-496	.498	39-138	.283	131-167	.784	93-214-307	8.5	101-4	72	107	59	34	664	18.4
2022-23	2-2	55	27.5	15-23	.652	7-12	.583	4-4	1.000	3-15-18	9.0	2-0	3	7	2	1	41	20.5
TOTAL	97-58	2320	23.9	474-894	.530	69-213	.324	252-347	.726	193-441-634	6.5	223-6	141	207	129	60	1269	13.1

- Versatile forward who will play the 4 and the 5. *Last name pronounced: buh-SEAL-ee*
- Two-time All-Horizon League second team selection.
- Tallied 1,228 career points and 616 career rebounds.
- Averaged 12.9 points and 6.5 rebounds per game for his career as a Raider.
- Recorded 16 career double-doubles, including 11 in his final season at Wright State.
- Tallied 18.4 points per game in 2021-22.
- Connected on 47.6% of his 3-point attempts in 2020-21.
- Earned his bachelor's degree in accounting in December 2021.
- Chose the Hokies over Notre Dame, Wisconsin and Iowa State.
- Currently working on his master's degree from Virginia Tech's OMALS program.

2022-23 GAME-BY-GAME STATS

OPPONENT	DATE	ST	MIN	FG-FGA	PCT	3FG-FGA	PCT	FT-FTA	PCT	OFF	DEF	TOT	PF	A	T/O	BLK	STL	PTS
Delaware State	11/7/22	*	25	12-16	.750	6-9	.667	0-0	.000	2	8	10	1	1	4	1	1	30
Lehigh	11/10/22	*	25	3-7	.429	1-3	.333	4-4	1.000	1	7	8	1	2	3	1	0	11
William & Mary	11/13/22																	
vs. Old Dominion	11/17/22																	
vs. TBD	11/18/22																	
vs. TBD	11/20/22																	
Charleston Southern	11/25/22																	
Minnesota	11/28/22																	
North Carolina	12/4/22																	
Dayton	12/7/22																	
vs. Oklahoma State	12/11/22																	
Grambling State	12/17/22																	
at Boston College	12/21/22																	
at Wake Forest	12/31/22																	
Clemson	1/4/23																	
NC State	1/7/23																	
at Syracuse	1/11/23																	
at Virginia	1/18/23																	
at Clemson	1/21/23																	
Duke	1/23/23																	
Syracuse	1/28/23																	
at Miami	1/31/23																	
Virginia	2/4/23																	
Boston College	2/8/23																	
at Notre Dame	2/11/23																	
at Georgia Tech	2/15/23																	
Pitt	2/18/23																	
Miami	2/21/23																	
at Duke	2/25/23																	
at Louisville	2/28/23																	
Florida State	3/4/23																	

PRODUCTION TRACKER

	This Season	Career
Scored 10+ Points	2	60
Scored 20+ Points	1	24
Led Tech in Scoring	1	1
Had 10+ Rebounds	1	20
Led Tech in Rebounding	1	1
Had a Double-Double	1	17
Shot over 50% from the floor	1	59
Made 3+ 3FGs	1	6
Shot 5+ Free Throws	-	27



25 JUSTYN MUTTS

SENIOR Forward | 6-7 | 220 | Human Development (2nd undergrad degree)
Millville, New Jersey | Delaware



SEASON/CAREER BESTS

POINTS

Season 16 vs. Lehigh (11/10/22)
Career 30 at Hofstra (1/23/20)

REBOUNDS

Season 11 vs. Lehigh (11/10/22)
Career 16 vs. UMEs (11/29/19)

ASSISTS

Season 5 vs. Lehigh (11/10/22)
Career 11 vs. Syracuse (2/12/22)

BLOCKS

Season 1 vs. Lehigh (11/10/22)
Career 4 (4x), last at Miami (2/26/22)

STEALS

Season 2 vs. Lehigh (11/10/22)
Career 5 (2x), last at Pitt (2/5/22)

MINUTES

Season 31 vs. Lehigh (11/10/22)
Career 39 (2x), last at Miami (2/6/21)

FIELD GOALS MADE

Season 6 vs. Lehigh (11/10/22)
Career 14 at Hofstra (1/23/20)

FIELD GOALS ATTEMPTED

Season 7 vs. Lehigh (11/10/22)
Career 17 at Hofstra (1/23/20)

3-PT. FIELD GOALS MADE

Season 1 vs. Lehigh (11/10/22)
Career 3 (2x), last vs. North Carolina (3/11/21)

3-PT. FIELD GOALS ATTEMPTED

Season 1 vs. Lehigh (11/10/22)
Career 5 (3x), last vs. North Carolina (3/11/21)

FREE THROWS MADE

Season 3 vs. Lehigh (11/10/22)
Career 8 vs. UMEs (11/29/19)

FREE THROWS ATTEMPTED

Season 7 vs. Lehigh (11/10/22)
Career 8 (3x), last vs. Columbia (12/2/19)

CAREER STATS

	GP-GS	MIN	AVG	FG-FGA	FG%	3FG-FGA	3FG%	FT-FTA	FT%	OFF-DEF-TOT	AVG	PF-FO	AST	TO	BLK	STL	PTS	AVG
2017-18	28-18	568	20.3	71-132	.538	0-1	.000	26-47	.553	38-74-112	4.0	86-2	39	42	32	30	168	6.0
2019-20	33-32	1046	31.7	162-301	.538	2-18	.111	75-102	.735	66-210-276	8.4	110-7	72	82	34	44	401	12.2
2020-21	22-21	651	29.6	83-162	.512	15-45	.333	27-53	.509	37-104-141	6.4	62-2	49	51	17	13	208	9.5
2021-22	36-36	1075	29.9	146-272	.537	16-48	.333	56-83	.675	83-181-264	7.3	96-0	123	97	34	43	364	10.1
2022-23	1-1	31	31.0	6-7	.857	1-1	1.000	3-7	.429	1-10-11	11.0	1-0	5	0	1	2	16	16.0
TOTAL	120-108	3371	28.1	468-874	.535	34-113	.301	187-292	.640	225-579-804	6.7	355-11	288	272	118	132	1157	9.6

First name pronounced: JUST-in

- Preseason All-ACC Second Team.
- 2021-22 Skip Prosser Award winner.
- Started all 36 games he played in last season.
- Reached double-figure scoring 17 times in his second season as a Hokie.
- ACC All-Academic Team member in 2020-21.
- At Delaware, led the Blue Hens in rebounding and was fifth in the CAA in rebounds per game with 8.4 in 2019-20.
- Second on the team in points per game (12.2) and turned in 11 double-doubles - the third most in the CAA.
- Had 19 double-digit scoring outings and 13 double-figure rebounding efforts in 2019-20.
- Sat out the 2018-19 season due to NCAA transfer policy.
- As a freshman at High Point, Big South All-Freshman Team honoree.
- Chose the Hokies over Mississippi State and Houston.
- Earned his master's degree from Virginia Tech's OMALS program in May 2021 and his second graduate degree in educational psychology in May 2022.

2022-23 GAME-BY-GAME STATS

OPPONENT	DATE	ST	MIN	FG-FGA	PCT	3FG-FGA	PCT	FT-FTA	PCT	OFF	DEF	TOT	PF	A	T/O	BLK	STL	PTS
Delaware State	11/7/22							DNP										
Lehigh	11/10/22	*	31	6-7	.857	1-1	1.000	3-7	.429	1	10	11	1	5	0	1	2	16
William & Mary	11/13/22																	
vs. Old Dominion	11/17/22																	
vs. TBD	11/18/22																	
vs. TBD	11/20/22																	
Charleston Southern	11/25/22																	
Minnesota	11/28/22																	
North Carolina	12/4/22																	
Dayton	12/7/22																	
vs. Oklahoma State	12/11/22																	
Grambling State	12/17/22																	
at Boston College	12/21/22																	
at Wake Forest	12/31/22																	
Clemson	1/4/23																	
NC State	1/7/23																	
at Syracuse	1/11/23																	
at Virginia	1/18/23																	
at Clemson	1/21/23																	
Duke	1/23/23																	
Syracuse	1/28/23																	
at Miami	1/31/23																	
Virginia	2/4/23																	
Boston College	2/8/23																	
at Notre Dame	2/11/23																	
at Georgia Tech	2/15/23																	
Pitt	2/18/23																	
Miami	2/21/23																	
at Duke	2/25/23																	
at Louisville	2/28/23																	
Florida State	3/4/23																	

PRODUCTION TRACKER

	This Season	Career
Scored 10+ Points	1	51
Scored 20+ Points	-	9
Led Tech in Scoring	-	6
Had 10+ Rebounds	1	25
Led Tech in Rebounding	1	26
Had a Double-Double	1	17
Shot over 50% from the floor	1	74
Made 3+ 3FGs	-	2
Shot 5+ Free Throws	1	22



33 MICHAEL WARD

FRESHMAN Guard | 6-2 | 175 | Business
Bethesda, Maryland | Walt Whitman



SEASON/CAREER BESTS

POINTS

Season -
Career -

REBOUNDS

Season -
Career -

ASSISTS

Season -
Career -

BLOCKS

Season -
Career -

STEALS

Season -
Career -

MINUTES

Season 1 vs. Delaware State (11/7/22)
Career 1 vs. Delaware State (11/7/22)

FIELD GOALS MADE

Season -
Career -

FIELD GOALS ATTEMPTED

Season -
Career -

3-PT. FIELD GOALS MADE

Season -
Career -

3-PT. FIELD GOALS ATTEMPTED

Season -
Career -

FREE THROWS MADE

Season -
Career -

FREE THROWS ATTEMPTED

Season -
Career -

- Recruited as a preferred walk-on.
- Averaged 15.1 points, 5.7 rebounds, 1.9 assists, and 1.4 steals per game for Whitman in 2021-22.
- Shot 38% from 3-point range (57-149) and helped lead the Vikings to a 13-9 overall record and a berth in the 4A West Regional semifinals.
- Named First-Team 4A South Division and to the Montgomery County 4A South All-Division Team.

2022-23 GAME-BY-GAME STATS

OPPONENT	DATE	ST	MIN	FG-FGA	PCT	3FG-FGA	PCT	FT-FTA	PCT	OFF	DEF	TOT	PF	A	T/O	BLK	STL	PTS
Delaware State	11/7/22		1	0-0	.000	0-0	.000	0-0	.000	0	0	0	0	0	0	0	0	0
Lehigh	11/10/22								DNP									
William & Mary	11/13/22																	
vs. Old Dominion	11/17/22																	
vs. TBD	11/18/22																	
vs. TBD	11/20/22																	
Charleston Southern	11/25/22																	
Minnesota	11/28/22																	
North Carolina	12/4/22																	
Dayton	12/7/22																	
vs. Oklahoma State	12/11/22																	
Grambling State	12/17/22																	
at Boston College	12/21/22																	
at Wake Forest	12/31/22																	
Clemson	1/4/23																	
NC State	1/7/23																	
at Syracuse	1/11/23																	
at Virginia	1/18/23																	
at Clemson	1/21/23																	
Duke	1/23/23																	
Syracuse	1/28/23																	
at Miami	1/31/23																	
Virginia	2/4/23																	
Boston College	2/8/23																	
at Notre Dame	2/11/23																	
at Georgia Tech	2/15/23																	
Pitt	2/18/23																	
Miami	2/21/23																	
at Duke	2/25/23																	
at Louisville	2/28/23																	
Florida State	3/4/23																	

PRODUCTION TRACKER

	This Season
Scored 5+ Points	-
Scored 10+ Points	-
Made Multiple 3FGs	-
Made 3+ 3FGs	-
Led Tech in 3FGM	-
Shot over 40% from 3	-
Played 5+ Minutes	-
Had Multiple Assists	-
Had Multiple Steals	-



CAREER STATS

	GP-GS	MIN	AVG	FG-FGA	FG%	3FG-FGA	3FG%	FT-FTA	FT%	OFF-DEF-TOT	AVG	PF-FO	AST	TO	BLK	STL	PTS	AVG
2022-23	1-0	1	1.0	0-0	.000	0-0	.000	0-0	.000	0-0-0	0.0	0-0	0	0	0	0	0	0.0
TOTAL	1-0	1	1.0	0-0	.000	0-0	.000	0-0	.000	0-0-0	0.0	0-0	0	0	0	0	0	0.0

34 MYLYJAE POTEA

JUNIOR Forward | 6-9 | 265 | Sociology
Reidsville, North Carolina | Rice



SEASON/CAREER BESTS

POINTS

Season 9 vs. Delaware State (11/7/22)
Career 18 vs. UAB (1/8/22)

REBOUNDS

Season 4 vs. Delaware State (11/7/22)
Career 11 vs. Ohio (3/19/22)

ASSISTS

Season 1 vs. Delaware State (11/7/22)
Career 3 vs. Jarvis Christian (2/8/22)

BLOCKS

Season 1 (2x), last vs. Lehigh (11/10/22)
Career 1 (13x), last vs. Delaware St. (11/7/22)

STEALS

Season 1 vs. Delaware State (11/7/22)
Career 2 at Western Kentucky (2/13/21)

MINUTES

Season 17 vs. Delaware State (11/7/22)
Career 24 (2x), last vs. UAB (2/17/22)

FIELD GOALS MADE

Season 3 vs. Lehigh (11/10/22)
Career 7 at Western Kentucky (1/13/22)

FIELD GOALS ATTEMPTED

Season 6 vs. Lehigh (11/10/22)
Career 10 at Western Kentucky (1/13/22)

3-PT. FIELD GOALS MADE

Season -
Career -

3-PT. FIELD GOALS ATTEMPTED

Season -
Career 1 at UAB (1/23/21)

FREE THROWS MADE

Season 5 vs. Delaware State (11/7/22)
Career 9 at Louisiana Tech (1/27/22)

FREE THROWS ATTEMPTED

Season 7 vs. Delaware State (11/7/22)
Career 10 at Louisiana Tech (1/27/22)

CAREER STATS

	GP-GS	MIN	AVG	FG-FGA	FG%	3FG-FGA	3FG%	FT-FTA	FT%	OFF-DEF-TOT	AVG	PF-FO	AST	TO	BLK	STL	PTS	AVG
2020-21	13-0	131	10.1	19-29	.655	0-1	.000	20-25	.800	11-24-35	2.7	25-0	6	15	4	3	58	4.5
2021-22	33-3	456	13.8	93-150	.620	0-0	.000	67-99	.677	58-79-137	4.2	67-1	12	40	8	4	253	7.7
2022-23	2-0	28	14.0	5-9	.556	0-0	.000	5-7	.714	5-2-7	3.5	3-0	1	1	2	1	15	7.5
TOTAL	48-3	589	12.3	117-188	.622	0-1	.000	92-131	.702	74-105-179	3.7	95-1	19	56	14	8	326	6.8

- Has drawn high praise from Coach Young since arriving in Blacksburg – credits his footwork and hands. *Name pronounced: muh-LIE-juhl POH-teet*
- Tallied 311 career points and 172 career rebounds.
- Averaged 6.8 points and 3.7 rebounds per game for his career as an Owl.
- Recorded a pair of double-doubles in 2021-22.
- Connected on 70.2% (87-124) of his attempts from the floor in two seasons at Rice.
- One of five players to play all 33 games for the Owls in 2021-22.
- His 62.0 field-goal percentage was the seventh-highest in a season in program history in 2021-22.
- Reached double-figure scoring 14 times in 2021-22, leading the Owls in scoring and rebounding five times.

2022-23 GAME-BY-GAME STATS

OPPONENT	DATE	ST	MIN	FG-FGA	PCT	3FG-FGA	PCT	FT-FTA	PCT	OFF	DEF	TOT	PF	A	T/O	BLK	STL	PTS
Delaware State	11/7/22		17	2-3	.667	0-0	.000	5-7	.714	3	1	4	3	1	1	1	1	9
Lehigh	11/10/22		12	3-6	.500	0-0	.000	0-0	.000	2	1	3	0	0	0	1	0	6
William & Mary	11/13/22																	
vs. Old Dominion	11/17/22																	
vs. TBD	11/18/22																	
vs. TBD	11/20/22																	
Charleston Southern	11/25/22																	
Minnesota	11/28/22																	
North Carolina	12/4/22																	
Dayton	12/7/22																	
vs. Oklahoma State	12/11/22																	
Grambling State	12/17/22																	
at Boston College	12/21/22																	
at Wake Forest	12/31/22																	
Clemson	1/4/23																	
NC State	1/7/23																	
at Syracuse	1/11/23																	
at Virginia	1/18/23																	
at Clemson	1/21/23																	
Duke	1/23/23																	
Syracuse	1/28/23																	
at Miami	1/31/23																	
Virginia	2/4/23																	
Boston College	2/8/23																	
at Notre Dame	2/11/23																	
at Georgia Tech	2/15/23																	
Pitt	2/18/23																	
Miami	2/21/23																	
at Duke	2/25/23																	
at Louisville	2/28/23																	
Florida State	3/4/23																	

PRODUCTION TRACKER

	This Season	Career
Scored 10+ Points	-	16
Had 10+ Rebounds	-	2
Had Multiple Blocks	-	-
Led Tech in Blocks	-	-
Had Multiple Steals	-	1
Shot over 50% from the floor	2	30
Played 10+ Minutes	2	36
Shot 5+ Free Throws	1	6
Had Multiple Dunks	1	1



VIRGINIA TECH MEN'S BASKETBALL

COMBINED TEAM STATS

Game Records

Record	Overall	Home	Away	Neutral
ALL GAMES	2-0	2-0	0-0	0-0
CONFERENCE	0-0	0-0	0-0	0-0
NON-CONFERENCE	2-0	2-0	0-0	0-0

Score by Periods

Team	1st	2nd	OT	TOT
Virginia Tech	99	74	0	173
Opponents	56	53	0	109

Team Box Score

No.	Player				Total		3-Point		F-Throw		Rebounds											
		GP-GS	MIN	AVG	FG-FGA	FG%	3FG-3FGA	3FG%	FT-FTA	FT%	OFF	DEF	TOT	AVG	PF	DQ	A	TO	BLK	STL	PTS	AVG
21	BASILE, Grant	2-2	53:51	26.9	15-23	.652	7-12	.583	4-4	1.000	3	15	18	9.0	2	0	3	7	2	1	41	20.5
3	PEDULLA, Sean	2-2	60:23	30.2	14-29	.483	6-13	.462	4-5	.800	0	7	7	3.5	1	0	10	2	1	1	38	19.0
25	MUTTS, Justyn	1-1	30:44	30.7	6-7	.857	1-1	1.000	3-7	.429	1	10	11	11.0	1	0	5	0	1	2	16	16.0
13	MADDOX, Darius	2-2	50:38	25.3	8-15	.533	0-4	.000	6-7	.857	0	7	7	3.5	0	0	0	0	0	1	22	11.0
34	POTEAT, Mylyjael	2-0	29:06	14.6	5-9	.556	0-0	.000	5-7	.714	5	2	7	3.5	3	0	1	1	2	1	15	7.5
15	KIDD, Lynn	2-1	34:47	17.4	6-9	.667	0-0	.000	2-2	1.000	4	8	12	6.0	2	0	4	3	0	0	14	7.0
0	CATTOOR, Hunter	2-2	54:41	27.3	4-10	.400	2-7	.286	2-4	.500	1	3	4	2.0	1	0	6	1	2	0	12	6.0
2	COLLINS, MJ	2-0	46:27	23.2	4-12	.333	1-5	.200	0-0	.000	0	2	2	1.0	1	0	3	1	0	2	9	4.5
11	CAMDEN, John	2-0	26:26	13.2	2-4	.500	2-4	.500	0-0	.000	0	3	3	1.5	5	0	0	0	0	0	6	3.0
10	JOHNSON, Camden	2-0	10:17	5.1	0-0	.000	0-0	.000	0-0	.000	1	1	2	1.0	1	0	1	0	0	0	0	0.0
33	WARD, Michael	1-0	01:20	1.3	0-0	.000	0-0	.000	0-0	.000	0	0	0	0.0	0	0	0	0	0	0	0	0.0
14	DAWYOT, Owyn	1-0	01:20	1.3	0-0	.000	0-0	.000	0-0	.000	0	0	0	0.0	0	0	0	0	0	0	0	0.0
Team											1	4	5									
Total		2	400		64-118	.542	19-46	.413	26-36	.722	16	62	78	39.0	17	0	33	15	8	8	173	86.5
Opponents		2	400		47-125	.376	9-37	.243	6-9	.667	16	40	56	28.0	35	0	21	23	3	9	109	54.5

Team Statistics

	VT	OPP
Scoring	173	109
Points per game	86.5	54.5
Scoring margin	+32.0	-
Field goals-att	64-118	47-125
Field goal pct	.542	.376
3 point fg-att	19-46	9-37
3-point FG pct	.413	.243
3-pt FG made per game	9.5	4.5
Free throws-att	26-36	6-9
Free throw pct	.722	.667
F-Throws made per game	13.0	3.0
Rebounds	78	56
Rebounds per game	39.0	28.0
Rebounding margin	+11.0	-
Assists	33	21
Assists per game	16.5	10.5
Turnovers	15	23
Turnovers per game	7.5	11.5
Turnover margin	+4.0	-
Assist/turnover ratio	2.2	0.9
Steals	8	9
Steals per game	4.0	4.5
Blocks	8	3
Blocks per game	4.0	1.5
Winning streak	2	-
Home win streak	2	-
Attendance	15440	0
Home games-Avg/Game	2-7720	0-0
Neutral site-Avg/Game	-	0-0

Team Results

Date	Opponent		Score	Att.
11/07/2022	Delaware St.	W	95-57	7899
11/10/2022	Lehigh	W	78-52	7541

VIRGINIA TECH MEN'S BASKETBALL

TEAM GAME-BY-GAME

Opponent	Date	Score	W	Total		3-Pointers		Free throws		Rebounds										
				FG-FGA	PCT	3FG-3FGA	PCT	FT-FTA	PCT	OFF	DEF	TOT	AVG	PF	A	TO	BLK	STL	PTS	AVG
Delaware St.	11/07/2022	95-57	W	33-60	.550	14-28	.500	15-20	.750	11	31	42	42.0	10	18	10	4	5	95	95.0
Lehigh	11/10/2022	78-52	W	31-58	.534	5-18	.278	11-16	.688	5	31	36	39.0	7	15	5	4	3	78	86.5
Total		173		64-118	.542	19-46	.413	26-36	.722	16	62	78	39.0	17	33	15	8	8	173	86.5
Opponents		109		47-125	.376	9-37	.243	6-9	.667	16	40	56	28.0	35	21	23	3	9	109	54.5

Virginia Tech Averages

Games Played	Points/game	FG Pct	3FG Pct	FT Pct	Rebounds/game	Assists/game	Turnovers/game	Assist/Turnover ratio	Steals/game	Blocks/game
2	86.5	54.2	41.3	72.2	39.0	16.5	7.5	2.2	4.0	4.0

OPPONENTS GAME-BY-GAME

				Total		3-Pointers		Free throws		Rebounds										
Opponent	Date	Score		FG-FGA	PCT	3FG-3FGA	PCT	FT-FTA	PCT	OFF	DEF	TOT	AVG	PF	A	TO	BLK	STL	PTS	AVG
Delaware St.	11/07/2022	95-57	W	24-62	.387	4-16	.250	5-7	.714	7	17	24	24.0	18	9	12	2	5	57	57.0
Lehigh	11/10/2022	78-52	W	23-63	.365	5-21	.238	1-2	.500	9	23	32	28.0	17	12	11	1	4	52	54.5
Total		109		47-125	.376	9-37	.243	6-9	.667	16	40	56	28.0	35	21	23	3	9	109	54.5
Virginia Tech		173		64-118	.542	19-46	.413	26-36	.722	16	62	78	39.0	17	33	15	8	8	173	86.5

Opponents Averages

Games Played	Points/game	FG Pct	3FG Pct	FT Pct	Rebounds/game	Assists/game	Turnovers/game	Assist/Turnover ratio	Steals/game	Blocks/game
2	54.5	37.6	24.3	66.7	28.0	10.5	11.5	0.9	4.5	1.5

TEAM CATEGORY LEADERS

Points

##	Player	G	Pts	Pts/G
21	Basile, Grant	2	41	20.5
3	Pedulla, Sean	2	38	19.0
13	Maddox, Darius	2	22	11.0
25	Mutts, Justyn	1	16	16.0
34	Poteat, Mylyjael	2	15	7.5
15	Kidd, Lynn	2	14	7.0
0	Cattoor, Hunter	2	12	6.0
2	Collins, MJ	2	9	4.5
11	Camden, John	2	6	3.0

Scoring Average

##	Player	G	Pts	Pts/G
21	Basile, Grant	2	41	20.5
3	Pedulla, Sean	2	38	19.0
25	Mutts, Justyn	1	16	16.0
13	Maddox, Darius	2	22	11.0
34	Poteat, Mylyjael	2	15	7.5
15	Kidd, Lynn	2	14	7.0
0	Cattoor, Hunter	2	12	6.0
2	Collins, MJ	2	9	4.5
11	Camden, John	2	6	3.0

Field Goal Percentage

##	Player	FG	Att	Pct
25	Mutts, Justyn	6	7	.857
15	Kidd, Lynn	6	9	.667
21	Basile, Grant	15	23	.652
34	Poteat, Mylyjael	5	9	.556
13	Maddox, Darius	8	15	.533
11	Camden, John	2	4	.500
3	Pedulla, Sean	14	29	.483
0	Cattoor, Hunter	4	10	.400
2	Collins, MJ	4	12	.333

Field Goal Attempts

##	Player	G	Att	Att/G
3	Pedulla, Sean	2	29	14.5
21	Basile, Grant	2	23	11.5
13	Maddox, Darius	2	15	7.5
2	Collins, MJ	2	12	6.0
0	Cattoor, Hunter	2	10	5.0

Field Goals Made

##	Player	G	Made	Made/G
21	Basile, Grant	2	15	7.5
3	Pedulla, Sean	2	14	7.0
13	Maddox, Darius	2	8	4.0
25	Mutts, Justyn	1	6	6.0
15	Kidd, Lynn	2	6	3.0

3-Point FG Percentage

##	Player	3FG	Att	Pct
25	Mutts, Justyn	1	1	1.000
21	Basile, Grant	7	12	.583
11	Camden, John	2	4	.500
3	Pedulla, Sean	6	13	.462
0	Cattoor, Hunter	2	7	.286
2	Collins, MJ	1	5	.200

3-Point FG Attempts

##	Player	G	Att	Att/G
3	Pedulla, Sean	2	13	6.5
21	Basile, Grant	2	12	6.0
0	Cattoor, Hunter	2	7	3.5
2	Collins, MJ	2	5	2.5
13	Maddox, Darius	2	4	2.0

3-Point FG Made

##	Player	G	Made	Made/G
21	Basile, Grant	2	7	3.5
3	Pedulla, Sean	2	6	3.0
0	Cattoor, Hunter	2	2	1.0
11	Camden, John	2	2	1.0
25	Mutts, Justyn	1	1	1.0

TEAM CATEGORY LEADERS

Free Throw Percentage

##	Player	Made	Att	Pct
21	Basile, Grant	4	4	1.000
15	Kidd, Lynn	2	2	1.000
13	Maddox, Darius	6	7	.857
3	Pedulla, Sean	4	5	.800
34	Poteat, Mylyjael	5	7	.714
0	Cattoor, Hunter	2	4	.500
25	Mutts, Justyn	3	7	.429

Free Throw Attempts

##	Player	G	Att	Att/G
25	Mutts, Justyn	1	7	7.0
13	Maddox, Darius	2	7	3.5
34	Poteat, Mylyjael	2	7	3.5
3	Pedulla, Sean	2	5	2.5
21	Basile, Grant	2	4	2.0

Free Throws Made

##	Player	G	Made	Made/G
13	Maddox, Darius	2	6	3.0
34	Poteat, Mylyjael	2	5	2.5
21	Basile, Grant	2	4	2.0
3	Pedulla, Sean	2	4	2.0
25	Mutts, Justyn	1	3	3.0

Rebounds

##	Player	G	Reb	Reb/G
21	Basile, Grant	2	18	9.0
15	Kidd, Lynn	2	12	6.0
25	Mutts, Justyn	1	11	11.0
3	Pedulla, Sean	2	7	3.5
13	Maddox, Darius	2	7	3.5

Assists

##	Player	G	Ast	Ast/G
3	Pedulla, Sean	2	10	5.0
0	Cattoor, Hunter	2	6	3.0
25	Mutts, Justyn	1	5	5.0
15	Kidd, Lynn	2	4	2.0
21	Basile, Grant	2	3	1.5

Rebounds Average

##	Player	G	Reb	Reb/G
25	Mutts, Justyn	1	11	11.0
21	Basile, Grant	2	18	9.0
15	Kidd, Lynn	2	12	6.0
3	Pedulla, Sean	2	7	3.5
13	Maddox, Darius	2	7	3.5

Steals

##	Player	G	Stl	Stl/G
25	Mutts, Justyn	1	2	2.0
2	Collins, Mj	2	2	1.0
21	Basile, Grant	2	1	0.5
3	Pedulla, Sean	2	1	0.5
13	Maddox, Darius	2	1	0.5

Offensive Rebounds

##	Player	G	OReb	OReb/G
34	Poteat, Mylyjael	2	5	2.5
15	Kidd, Lynn	2	4	2.0
21	Basile, Grant	2	3	1.5
25	Mutts, Justyn	1	1	1.0
0	Cattoor, Hunter	2	1	0.5

Blocked Shots

##	Player	G	Blk	Blk/G
21	Basile, Grant	2	2	1.0
34	Poteat, Mylyjael	2	2	1.0
0	Cattoor, Hunter	2	2	1.0
3	Pedulla, Sean	2	1	0.5
25	Mutts, Justyn	1	1	1.0

Defensive Rebounds

##	Player	G	DReb	DReb/G
21	Basile, Grant	2	15	7.5
25	Mutts, Justyn	1	10	10.0
15	Kidd, Lynn	2	8	4.0
3	Pedulla, Sean	2	7	3.5
13	Maddox, Darius	2	7	3.5

Minutes

##	Player	G	Min	Min/G
3	Pedulla, Sean	2	60	30:11
0	Cattoor, Hunter	2	55	27:21
21	Basile, Grant	2	54	26:56
13	Maddox, Darius	2	51	25:19
2	Collins, Mj	2	46	23:13

TEAM CATEGORY LEADERS

Fouls

##	Player	G	PF	PF/G
11	Camden, John	2	5	2.5
34	Poteat, Mylyjael	2	3	1.5
21	Basile, Grant	2	2	1.0
15	Kidd, Lynn	2	2	1.0
3	Pedulla, Sean	2	1	0.5

Turnovers

##	Player	G	TO	TO/G
21	Basile, Grant	2	7	3.5
15	Kidd, Lynn	2	3	1.5
3	Pedulla, Sean	2	2	1.0
34	Poteat, Mylyjael	2	1	0.5
0	Cattoor, Hunter	2	1	0.5

Foul Outs

##	Player	G	FO
----	--------	---	----

TEAM GAME HIGHS

Virginia Tech - Game Highs

POINTS	95	Delaware St. (11/07/2022)
	78	Lehigh (11/10/2022)
FIELD GOALS MADE	33	Delaware St. (11/07/2022)
	31	Lehigh (11/10/2022)
FIELD GOAL ATTEMPTS	60	Delaware St. (11/07/2022)
	58	Lehigh (11/10/2022)
FIELD GOAL PERCENTAGE	.550 (33-60)	Delaware St. (11/07/2022)
	.534 (31-58)	Lehigh (11/10/2022)
3 PT FG MADE	14	Delaware St. (11/07/2022)
	5	Lehigh (11/10/2022)
3 PT FG ATTEMPTS	28	Delaware St. (11/07/2022)
	18	Lehigh (11/10/2022)
3 PT FG PERCENTAGE	.500 (14-28)	Delaware St. (11/07/2022)
	.278 (5-18)	Lehigh (11/10/2022)
FREE THROWS MADE	15	Delaware St. (11/07/2022)
	11	Lehigh (11/10/2022)
FREE THROW ATTEMPTS	20	Delaware St. (11/07/2022)
	16	Lehigh (11/10/2022)
FREE THROW PERCENTAGE	.750 (15-20)	Delaware St. (11/07/2022)
	.688 (11-16)	Lehigh (11/10/2022)
REBOUNDS	42	Delaware St. (11/07/2022)
	36	Lehigh (11/10/2022)
ASSISTS	18	Delaware St. (11/07/2022)
	15	Lehigh (11/10/2022)
STEALS	5	Delaware St. (11/07/2022)
	3	Lehigh (11/10/2022)
BLOCKED SHOTS	4	Lehigh (11/10/2022)
	4	Delaware St. (11/07/2022)
TURNOVERS	10	Delaware St. (11/07/2022)
	5	Lehigh (11/10/2022)
FOULS	10	Delaware St. (11/07/2022)
	7	Lehigh (11/10/2022)

OPPONENT GAME HIGHS

Opponent - Game Highs

POINTS	57		Delaware St. (11/07/2022)
	52		Lehigh (11/10/2022)
FIELD GOALS MADE	24		Delaware St. (11/07/2022)
	23		Lehigh (11/10/2022)
FIELD GOAL ATTEMPTS	63		Lehigh (11/10/2022)
	62		Delaware St. (11/07/2022)
FIELD GOAL PERCENTAGE	.387	(24-62)	Delaware St. (11/07/2022)
	.365	(23-63)	Lehigh (11/10/2022)
3 PT FG MADE	5		Lehigh (11/10/2022)
	4		Delaware St. (11/07/2022)
3 PT FG ATTEMPTS	21		Lehigh (11/10/2022)
	16		Delaware St. (11/07/2022)
3 PT FG PERCENTAGE	.250	(4-16)	Delaware St. (11/07/2022)
	.238	(5-21)	Lehigh (11/10/2022)
FREE THROWS MADE	5		Delaware St. (11/07/2022)
	1		Lehigh (11/10/2022)
FREE THROW ATTEMPTS	7		Delaware St. (11/07/2022)
	2		Lehigh (11/10/2022)
FREE THROW PERCENTAGE	.714	(5-7)	Delaware St. (11/07/2022)
	.500	(1-2)	Lehigh (11/10/2022)
REBOUNDS	32		Lehigh (11/10/2022)
	24		Delaware St. (11/07/2022)
ASSISTS	12		Lehigh (11/10/2022)
	9		Delaware St. (11/07/2022)
STEALS	5		Delaware St. (11/07/2022)
	4		Lehigh (11/10/2022)
BLOCKED SHOTS	2		Delaware St. (11/07/2022)
	1		Lehigh (11/10/2022)
TURNOVERS	12		Delaware St. (11/07/2022)
	11		Lehigh (11/10/2022)
FOULS	18		Delaware St. (11/07/2022)
	17		Lehigh (11/10/2022)

TEAM GAME LOWS

Virginia Tech - Game Lows

POINTS	78	Lehigh (11/10/2022)
	95	Delaware St. (11/07/2022)
FIELD GOALS MADE	31	Lehigh (11/10/2022)
	33	Delaware St. (11/07/2022)
FIELD GOAL ATTEMPTS	58	Lehigh (11/10/2022)
	60	Delaware St. (11/07/2022)
FIELD GOAL PERCENTAGE	.534 (31-58)	Lehigh (11/10/2022)
	.550 (33-60)	Delaware St. (11/07/2022)
3 PT FG MADE	5	Lehigh (11/10/2022)
	14	Delaware St. (11/07/2022)
3 PT FG ATTEMPTS	18	Lehigh (11/10/2022)
	28	Delaware St. (11/07/2022)
3 PT FG PERCENTAGE	.278 (5-18)	Lehigh (11/10/2022)
	.500 (14-28)	Delaware St. (11/07/2022)
FREE THROWS MADE	11	Lehigh (11/10/2022)
	15	Delaware St. (11/07/2022)
FREE THROW ATTEMPTS	16	Lehigh (11/10/2022)
	20	Delaware St. (11/07/2022)
FREE THROW PERCENTAGE	.688 (11-16)	Lehigh (11/10/2022)
	.750 (15-20)	Delaware St. (11/07/2022)
REBOUNDS	36	Lehigh (11/10/2022)
	42	Delaware St. (11/07/2022)
ASSISTS	15	Lehigh (11/10/2022)
	18	Delaware St. (11/07/2022)
STEALS	3	Lehigh (11/10/2022)
	5	Delaware St. (11/07/2022)
BLOCKED SHOTS	4	Lehigh (11/10/2022)
	4	Delaware St. (11/07/2022)
TURNOVERS	5	Lehigh (11/10/2022)
	10	Delaware St. (11/07/2022)
FOULS	7	Lehigh (11/10/2022)
	10	Delaware St. (11/07/2022)

OPPONENT GAME LOWS

Opponent - Game Lows

POINTS	52		Lehigh (11/10/2022)
	57		Delaware St. (11/07/2022)
FIELD GOALS MADE	23		Lehigh (11/10/2022)
	24		Delaware St. (11/07/2022)
FIELD GOAL ATTEMPTS	62		Delaware St. (11/07/2022)
	63		Lehigh (11/10/2022)
FIELD GOAL PERCENTAGE	.365	(23-63)	Lehigh (11/10/2022)
	.387	(24-62)	Delaware St. (11/07/2022)
3 PT FG MADE	4		Delaware St. (11/07/2022)
	5		Lehigh (11/10/2022)
3 PT FG ATTEMPTS	16		Delaware St. (11/07/2022)
	21		Lehigh (11/10/2022)
3 PT FG PERCENTAGE	.238	(5-21)	Lehigh (11/10/2022)
	.250	(4-16)	Delaware St. (11/07/2022)
FREE THROWS MADE	1		Lehigh (11/10/2022)
	5		Delaware St. (11/07/2022)
FREE THROW ATTEMPTS	2		Lehigh (11/10/2022)
	7		Delaware St. (11/07/2022)
FREE THROW PERCENTAGE	.500	(1-2)	Lehigh (11/10/2022)
	.714	(5-7)	Delaware St. (11/07/2022)
REBOUNDS	24		Delaware St. (11/07/2022)
	32		Lehigh (11/10/2022)
ASSISTS	9		Delaware St. (11/07/2022)
	12		Lehigh (11/10/2022)
STEALS	4		Lehigh (11/10/2022)
	5		Delaware St. (11/07/2022)
BLOCKED SHOTS	1		Lehigh (11/10/2022)
	2		Delaware St. (11/07/2022)
TURNOVERS	11		Lehigh (11/10/2022)
	12		Delaware St. (11/07/2022)
FOULS	17		Lehigh (11/10/2022)
	18		Delaware St. (11/07/2022)



0 HUNTER CATTOOR

SR. • G • 6-3 • 200
ORLANDO, FLA.
BISHOP MOORE



1 RODNEY RICE

FR. • G • 6-4 • 195
CLINTON, MD.
DEMATHA CATHOLIC



2 MJ COLLINS

FR. • G • 6-4 • 190
CLOVER, S.C.
COMBINE ACADEMY



3 SEAN PEDULLA

SO. • G • 6-1 • 195
EDMOND, OKLA.
EDMOND MEMORIAL



4 DARREN BUCHANAN JR.

FR. • F • 6-7 • 235
WASHINGTON, D.C.
WOODROW WILSON



5 PATRICK WESSLER

FR. • C • 7-0 • 245
MATTHEWS, N.C.
COMBINE ACADEMY



10 CAMDEN JOHNSON

SO. • G • 6-1 • 185
WAXHAW, N.C.
METROLINA CHRISTIAN ACADEMY



11 JOHN CAMDEN

R-FR. • F • 6-8 • 215
DOWNINGTOWN, PA.
BREWSTER ACADEMY



13 DARIUS MADDOX

JR. • G • 6-5 • 180
BOWIE, MD.
OAK HILL ACADEMY



14 OWYN DAWYOT

FR. • G • 6-2 • 190
ROANOKE, VA.
CAVE SPRING



15 LYNN KIDD

JR. • C • 6-10 • 235
GAINESVILLE, FLA.
CLEMSON



21 GRANT BASILE

GR. • F • 6-9 • 235
PEWAUKEE, WIS.
WRIGHT STATE



25 JUSTYN MUTTS

SR. • F • 6-7 • 220
MILLVILLE, N.J.
DELAWARE



33 MICHAEL WARD

FR. • G • 6-2 • 175
BETHESDA, MD.
WALT WHITMAN



34 MYLYJAEEL POTEAT

JR. • F • 6-9 • 265
REIDSVILLE, N.C.
RICE



MIKE YOUNG
HEAD COACH
4TH SEASON



MIKE JONES
ASSOCIATE HEAD COACH
2ND SEASON



CHRISTIAN WEBSTER
ASSISTANT COACH
7TH SEASON



KEVIN GILTNER
ASSISTANT COACH
4TH SEASON