



2018-19 MEN'S BASKETBALL UNIVERSITY OF WASHINGTON

Athletic Communications • Box 354070 • Graves Hall • Seattle, WA 98195 • (206) 543-2230 • www.GoHuskies.com

SID Contact: Ashley Walker (awalker1@uw.edu), 206-240-3899 (cell) • Men's Basketball Twitter: @UW_MBB

Washington Huskies Game Notes

Dec. 14, 2018

WASHINGTON HUSKIES		
2018-19 RECORD: 7-3 OVERALL, 0-0 PAC-12		
Date	(UW AP Rank) Opponent (TV)	Time/Score
Nov. 1	Seattle Pacific, EXH (Pac-12 Net)	W, 70-61
Nov. 6	(25) Western Kentucky (ESPNU)	W, 73-55
Nov. 9	(25) at #11 Auburn (SEC Network)	L, 66-88
Nov. 12	San Diego (Pac-12 Net)	W, 66-63
Nov. 18	^vs. Santa Clara (ESPN3)	W, 82-68
Nov. 20	^vs. Texas A&M (ESPN2)	W, 71-67
Nov. 21	^vs. Minnesota (Big Ten Network)	L, 66-68
Nov. 27	Eastern Washington (Pac-12 Net)	W, 83-59
Dec. 2	UC Santa Barbara (Pac-12 Net)	W, 67-63
Dec. 5	at #1 Gonzaga (ESPN2)	L, 79-81
Dec. 9	Seattle (Pac-12 Net)	W, 70-62
Dec. 15	#vs. #13 Virginia Tech (ESPN)	4 p.m.
Dec. 21	Sacramento State (Pac-12 Net)	6 p.m.
Jan. 1	Cal State Fullerton (Pac-12 Net)	7 p.m.
Jan. 5	*Washington State (Pac-12 Net)	7:30 p.m.
Jan. 10	*at Utah (FS1)	7 p.m.
Jan. 12	*at Colorado (ESPNU)	7 p.m.
Jan. 17	*Stanford (ESPN/2)	6 p.m.
Jan. 19	*California (Pac-12 Net)	2 p.m.
Jan. 24	*at Oregon (ESPN2)	6 p.m.
Jan. 26	*at Oregon State (Pac-12 Net)	1 p.m.
Jan. 30	*USC (FS1)	8 p.m.
Feb. 2	*UCLA (ESPN/2)	1 p.m.
Feb. 7	*at Arizona (ESPN/2)	6 p.m.
Feb. 9	*at Arizona State (ESPN/2)	7 p.m.
Feb. 16	*at Washington State (ESPN)	5 p.m.
Feb. 20	*Utah (FS1)	8 p.m.
Feb. 23	*Colorado (Pac-12 Net)	7:30 p.m.
Feb. 28	*at California (FS1)	8 p.m.
March 3	*at Stanford (ESPN2)	1 p.m.
March 6	*Oregon State (Pac-12 Net)	7 p.m.
March 9	*Oregon (ESPN)	7 p.m.
March 13-16	Pac-12 Championship	

Home Games in Bold; * Pacific-12 Conference Game; ^ Vancouver Showcase, Vancouver Convention Center, Vancouver B.C.; # BOH Boardwalk Classic, Boardwalk Hall, Atlantic City, N.J.; & Pac-12 Championship, T-Mobile Center, Las Vegas, Nev.; All times listed Pacific & subject to change; TV in parenthesis.

WASHINGTON (7-3) vs. No. 13 VIRGINIA TECH (8-1)

UW heads to Atlantic City to take on its third top 15 opponent of the season as it will face Virginia Tech in the inaugural Naismith Basketball Hall of Fame Boardwalk Classic. The game will be played Saturday, Dec. 15 at 4 p.m. PT at Boardwalk Hall. It will be televised by ESPNU with Dave Leno and Jordan Cornette on the call. Additionally, fans can listen to Tony Castricone and Jason Hamilton on the Official Husky Radio Broadcast on 1000AM KOMO/97.7 FM. The Huskies and Hokies are facing off for the third time in program history with Virginia Tech owning a 2-0 mark including a 103-79 victory a year ago in New York City.

THE COACH

Head Coach Mike Hopkins is in his second year at Washington, and second as a head coach after becoming the 19th head coach in UW history. After spending 22 years as an assistant at Syracuse, Hopkins oversaw teams that reached the NCAA Tournament 16 times including the 2003 National Championship, four Final Fours, five Elite Eights and 10 Sweet 16s along with four NIT berths. Syracuse never dipped below a 55.0 percent record while Hopkins was on staff. In his first year at UW, Hopkins earned the 2018 Pac-12 Coach of the Year Award while leading the Huskies to a 21-13 record ending in the second round of the NIT.

QUICK HITTERS

- The Huskies are facing their third top 15 team of the season on Saturday, all of which have been away from home with two true road contests at No. 1 Gonzaga and No. 11 Auburn and this matchup with No. 13 Virginia Tech being the first neutral site for a contest against a ranked team
- UW will be one of three teams nationally to play one three top 15 teams away from home on Saturday joining Duke (all three neutral site) and Gonzaga (two neutral, one true road)
- Nowell became the first Husky underclassman to earn multiple Pac-12 Player of the Week Awards as he picked up his second of the season on Dec. 10 after averaging 22.0 points, 6.0 rebounds and 4.5 assists against No. 1 Gonzaga and Seattle U
- Both Dominic Green (7) and Jaylen Nowell (9) tied their career highs in rebounding against Seattle U
- Nowell has upped his assists average this season to 3.4 from 2.7 a year ago ... additionally, he is averaging six assists over the last three outings
- Over UW's last three games, the Huskies have four averaging double figures in **Nowell** (17.0), **Dickerson** (14.0), **Thybulle** (13.0) and **Green** (11.3)
- The Huskies are one of 12 teams nationally to have two 1,000 point scorers on its current roster and is one of four to potentially have three this season as Matisse **Thybulle** is seven points away from joining Noah Dickerson (1,329) and David Crisp (1,160)
- Senior Matisse **Thybulle** is averaging 2.3 blocks over the first 10 games ... that's up from 1.4 as a junior, 0.7 as a sophomore and 0.9 as a freshman ... his career total of 127 blocks is fifth all-time at UW
- **Thybulle** is the only player in Division I averaging at least 2.3 blocks and 2.7 steals per game ... his 2.7 steals per game also rank tied for 10th nationally
- Joining Thybulle in the block party is sophomore Hameir **Wright** who already has 18 this year in 10 outings ... as a freshman Wright knocked away 36 blocks in 33 games
- **Dickerson** posted his sixth career 20/10 double-double against Texas A&M leading the team with 24 points and 17 rebounds ... his 11 offensive rebounds were a career high and most by a Husky since Jon Brockman had 12 on Jan. 8, 2009 against Stanford
- **Nowell** is shooting 56.9 percent from the field this season up from 45.1 a year ago ... out of the 20 candidates for the Jerry West Shooting Guard of the Year award, Nowell's shooting percentage is the best by just over four percent
- **Nowell** has shot over 50 percent from the field in 21 of his 44 career games (47.7 percent) ... Nowell is 70-of-123 (56.9%) this season and for his career is at 47.6% (273-of-573)
- **Nowell** once again leads the Huskies in scoring as he has only scored below 14 points in one game this season ... he's averaging 18.8 ppg over the first 10 games after leading the team with 16.0 ppg a year ago
- **Thybulle** is the first player in Pac-12 history since 1992-93 with the career stat line of at least 100 blocks (127), 200 assists (219), 200 steals (232) and 300 rebounds (333), via SportsReference
- **Thybulle**, UW's career steals leader at 232, has now recorded at least one steal in 56-straight games

UPCOMING GAMES

Boardwalk Classic

- **Sat., December 15**
vs. No. 13 Virginia Tech 4 p.m.
(Boardwalk Hall)
TV: ESPNU
Radio: KOMO 1000AM & FM 97.7 (Tony Castricone & Jason Hamilton)
All-Time vs. VT: VT, 2-0
Last Meeting: L, 79-103, 11/17/17 (N)
- **Fri., December 21**
Sacramento State 6 p.m.
(Alaska Airlines Arena)
TV: Pac-12 Networks
Radio: KOMO 1000AM & FM 97.7 (Tony Castricone & Jason Hamilton)
All-Time vs. Sac St: 1st meeting
Last Meeting: N/A

2018-19 UW PLAYER NOTES

No.	Name	Notes
0	Jamal Bey (G, 6-6, Fr.)	2018 Gatorade Player of the Year for the state of Nevada ... played at Bishop Gorman in Vegas ... led the Gaels to its seventh-straight state title ... averaged 22.1 points as a senior
1	David Crisp (G, 6-0, Sr.)	Is one of four seniors ... averaged 11.6 points a year ago ... became the 40th player in UW history to post a 100-assist season with 106 assists last season
4	Matisse Thybulle (G, 6-5, Sr.)	Is one of four seniors ... has started 109-straight games, every game of his career ... 2018 Pac-12 Defensive Player of the Year ... top 10 at UW in career steals (232-1st) and career blocks (127-5th)
5	Jaylen Nowell (G, 6-4.5, So.)	Has reached double-figures in 35 of 39 games ... Runner up for 2018 Pac-12 Freshman of the Year ... led UW in scoring with 16.0 ppg a year ago ... All-Pac-12 Freshman Team selection
10	Elijah Hardy (G, 6-2, Fr.)	Is ambidextrous but leans towards his left ... played at Bishop O'Dowd for Lou Ritchie in Oakland ... out for six weeks due to a fractured left hand suffered at Auburn (Nov. 9)
11	Nahziah Carter (F, 6-6, So.)	One of two players from New York to come to UW ... was teammates with Hameir Wright during the summer of 2016 ... averaged 19.1 ppg as a senior at Bishop Kearney
12	Jason Crandall (G, 6-0, Jr.)	Started as a manager, moved to a practice player and became a full time team member under Coach Hopkins during the 2017-18 season
13	Hameir Wright (F, 6-9, So.)	One of two players from New York to come to UW ... was teammates with Nahziah Carter during the summer of 2016 ... NY Gatorade Player of the Year in 2017
14	Bryan Penn-Johnson (C, 7-0, Fr.)	Played at Wasatch Academy in Utah ... ranked as a four-star recruit ... has a 7-7 wingspan
15	Noah Dickerson (F, 6-8, Sr.)	Is one of four seniors ... 2018 All-Pac-12 First Team Selection ... averaged 15.5 ppg and 8.4 rpg in 17-18 while shooting 56.9% ... upped FT percentage to 78.6 percent during 2017-18
20	Quin Barnard (G, 6-2, Jr.)	Was a member of the team from 2016-17 as a walk-on and came back for the 18-19 season ... scored over 1,300 career points at O'Dea
22	Dominic Green (F, 6-6, Sr.)	Is one of four seniors ... started in the exhibition against Nevada ... upped scoring average in conference play to 6.1 ppg last season from 2.9 as a SO and 3.0 as a FR
30	Travis Rice (G, 6-2, R-So.)	Transfer from Northern Arizona ... has three years of eligibility ... son of assistant coach Dave Rice ... played at Bishop Gorman in Vegas
33	Sam Timmins (F, 6-11, Jr.)	Has been with the team since December 2015 and traveled during league play in 15-16 ... started in all 34 games a year ago averaging 4.3 ppg and 4.6 rpg

2018-19 Washington Men's Basketball
Washington Combined Team Statistics (as of Dec 11, 2018)
All games

RECORD:	OVERALL	HOME	AWAY	NEUTRAL
ALL GAMES	7-3	5-0	0-2	2-1
CONFERENCE	0-0	0-0	0-0	0-0
NON-CONFERENCE	7-3	5-0	0-2	2-1

##	Player	gp-gs	min	avg	Total		3-Point		F-Throw		Rebounds				pf	dq	a	to	blk	stl	pts	avg	
					fg-fga	fg%	3fg-fga	3fg%	ft-fta	ft%	off	def	tot	avg									
05	Jaylen Nowell	10-10	340	34.0	70-123	.569	15-34	.441	33-46	.717	13	33	46	4.6	20	0	34	31	2	8	188	18.8	
15	Noah Dickerson	10-9	256	25.6	52-95	.547	0-0	.000	60-80	.750	29	43	72	7.2	30	2	6	31	7	12	164	16.4	
01	David Crisp	10-10	325	32.5	30-82	.366	12-43	.279	21-31	.677	5	30	35	3.5	17	0	29	21	0	9	93	9.3	
04	Matisse Thybulle	10-10	286	28.6	28-70	.400	11-42	.262	11-13	.846	4	25	29	2.9	31	1	20	12	23	27	78	7.8	
22	Dominic Green	10-1	235	23.5	24-60	.400	20-50	.400	7-9	.778	3	31	34	3.4	9	0	7	6	2	6	75	7.5	
11	Nahziah Carter	10-0	187	18.7	23-55	.418	4-17	.235	19-26	.731	10	15	25	2.5	15	0	5	8	3	4	69	6.9	
13	Hameir Wright	10-5	206	20.6	8-36	.222	3-17	.176	11-14	.786	9	27	36	3.6	33	2	10	11	18	3	30	3.0	
12	Jason Crandall	1-0	3	3.0	1-1	1.000	0-0	.000	0-0	.000	1	0	1	1.0	0	0	0	0	0	1	2	2.0	
34	Reagan Lundeen	1-0	2	2.0	0-0	.000	0-0	.000	2-2	1.000	0	0	0	0.0	0	0	0	0	0	0	2	2.0	
33	Sam Timmins	10-5	100	10.0	7-14	.500	0-0	.000	0-1	.000	9	14	23	2.3	25	1	1	8	6	3	14	1.4	
00	Jamal Bey	7-0	40	5.7	1-3	.333	0-1	.000	5-9	.556	1	5	6	0.9	3	0	1	3	1	0	7	1.0	
14	Bryan Penn-Johnson	5-0	15	3.0	0-1	.000	0-0	.000	1-4	.250	0	4	4	0.8	3	0	0	0	3	0	1	0.2	
30	Travis Rice	1-0	2	2.0	0-1	.000	0-1	.000	0-0	.000	0	0	0	0.0	0	0	0	0	0	0	0	0.0	
10	Elijah Hardy	1-0	3	3.0	0-0	.000	0-0	.000	0-0	.000	0	0	0	0.0	1	0	0	0	0	0	0	0.0	
Team											17	21	38		1		2						
Total.....		10	2000		244-541	.451	65-205	.317	170-235	.723	101	248	349	34.9	188	6	113	133	65	73	723	72.3	
Opponents.....		10	2002		233-588	.396	70-198	.354	138-202	.683	128	216	344	34.4	207	5	136	140	24	58	674	67.4	

TEAM STATISTICS	UW	OPP	Date	Opponent	Score	Att.
SCORING	723	674	11/06/18	WESTERN KY.	w 73-55	5721
Points per game	72.3	67.4	11/09/18	at Auburn	L 66-88	9121
Scoring margin	+4.9	-	11/12/18	SAN DIEGO	w 66-63	6219
FIELD GOALS-ATT	244-541	233-588	11/18/18	vs Santa Clara	w 82-68	3107
Field goal pct	.451	.396	11/20/18	vs Texas A&M	w 71-67	3070
3 POINT FG-ATT	65-205	70-198	11/21/18	vs Minnesota	L 66-68	1680
3-point FG pct	.317	.354	11/27/18	EASTERN WASH.	w 83-59	6054
3-pt FG made per game	6.5	7.0	12/02/18	UC SANTA BARBARA	w 67-63	6533
FREE THROWS-ATT	170-235	138-202	12/05/18	at Gonzaga	L 79-81	6000
Free throw pct	.723	.683	12/09/18	SEATTLE U	w 70-62	6688
F-Throws made per game	17.0	13.8				
REBOUNDS	349	344	* = Conference game			
Rebounds per game	34.9	34.4				
Rebounding margin	+0.5	-				
ASSISTS	113	136				
Assists per game	11.3	13.6				
TURNOVERS	133	140				
Turnovers per game	13.3	14.0				
Turnover margin	+0.7	-				
Assist/turnover ratio	0.8	1.0				
STEALS	73	58				
Steals per game	7.3	5.8				
BLOCKS	65	24				
Blocks per game	6.5	2.4				
ATTENDANCE	31215	22978				
Home games-Avg/Game	5-6243	2-7560				
Neutral site-Avg/Game	-	3-2619				

Score by Periods	1st	2nd	Totals
Washington	320	403	723
Opponents	326	348	674

2018-19 Washington Men's Basketball
Washington Team Game-by-Game Comparison (as of Dec 14, 2018)
All games

Opponent	1st	2nd	Score	Mar	Total FG	FG Pct	3-Pointers	3FG Pct	Free Throws	FT Pct	Rebounds	Assist	T/Over	Block	Steal	Fouls
WESTERN KY.	27/36	46/19	73-55	+18	26-65/20-53	.400/.377	5-25/5-13	.200/.385	16-20/10-16	.800/.625	39/33 +6	11/15	8/16	9/5	6/3	22/22
Auburn	30/48	36/40	66-88	(22)	25-45/29-70	.556/.414	6-14/12-31	.429/.387	10-17/18-23	.588/.783	24/41 (17)	10/16	18/11	5/4	8/8	18/20
SAN DIEGO	31/32	35/31	66-63	+3	23-56/25-53	.411/.472	5-19/6-16	.263/.375	15-17/7-11	.882/.636	31/31 -	10/16	9/18	5/5	10/2	15/15
Santa Clara	42/32	40/36	82-68	+14	24-50/26-58	.480/.448	8-20/4-19	.400/.211	26-34/12-21	.765/.571	35/29 +6	12/11	14/15	7/1	8/8	19/24
Texas A&M	33/38	38/29	71-67	+4	20-61/23-57	.328/.404	6-20/5-17	.300/.294	25-36/16-25	.694/.640	44/39 +5	12/9	11/13	6/3	7/5	21/26
Minnesota	25/20	41/48	66-68	(2)	23-46/21-55	.500/.382	3-14/4-12	.214/.333	17-24/22-33	.708/.667	30/34 (4)	7/8	17/15	8/1	4/6	24/21
EASTERN WASH.	35/25	48/34	83-59	+24	28-54/19-66	.519/.288	12-28/12-34	.429/.353	15-27/9-14	.556/.643	44/35 +9	14/12	17/15	11/1	7/7	14/23
UC SANTA BARBARA	26/21	41/42	67-63	+4	21-50/22-53	.420/.415	5-21/8-20	.238/.400	20-28/11-21	.714/.524	32/35 (3)	13/12	14/17	5/1	10/8	20/23
Gonzaga	30/40	49/41	79-81	(2)	28-59/27-63	.475/.429	9-27/8-20	.333/.400	14-15/19-19	.933/1000	30/38 (8)	15/21	9/9	3/1	5/4	20/16
SEATTLE U	41/34	29/28	70-62	+8	26-55/21-60	.473/.350	6-17/6-16	.353/.375	12-17/14-19	.706/.737	40/29 +11	9/16	16/11	6/2	8/7	15/17

Note: Game totals are displayed in the format TEAM/OPPONENT for each category

2018-19 PLAYER WATCH LISTS | #NAISMITHFIVE

UW is one of 12 schools nationally to have representatives on three of the five award lists, joining Kentucky, Duke, Tennessee, Virginia, Kansas, Nevada, Auburn, Oregon, UCLA, Villanova and Gonzaga.



MATISSE THYBULLE | SR
JULIUS ERVING AWARD

1 - First player in UW history to be named the Pac-12 Defensive Player of the Year, earning the award following the 2017-18 season

1 - Where he ranks nationally in career steals amongst active NCAA Division I players

4 - Wears the number 4 as it was his and his mother's favorite number ... was also born on March 4th

5 - Number of 6+ steals games he has had in his career, which is the most by a UW player in program history

7 - Career high steals in a game against Bethune Cookman (12/19/17), which ranks tied for second in UW single-game history

11.2 - Points per game averaged as a junior, up from 10.5 as a sophomore and 6.2 as a freshman

53.4 - Out of his 232 career steals, has created scoring on the direct next possession 53.2 percent of the time

56 - Consecutive games with at least one steal recorded (starting Jan. 25, 2017)

109 - Career games started, has not missed starting a game since joining the team in 2015-16

127 - Career blocks, fifth all-time at UW and most by any active Pac-12 player this season ... is the only UW player to be in the top 10 in both career steals and blocks

232 - Career steals, first on UW's all-time list and most by any active Pac-12 player this season

993 - Career points, just seven away from becoming the 41st player in UW history to reach 1,000 career points



JAYLEN NOWELL | SO
JERRY WEST AWARD

1 - Nowell is the only Pac-12 representative on the initial watch list for the Jerry West Award

2 - Finished as runner up for Pac-12 Freshman of the Year only behind No. 1 2018 NBA Draft Pick DeAndre Ayton

4 - Ranked 4th all time on UW's freshman scoring list behind Markelle Fultz (579), Tony Wroten (559) and Dejounte Murray (548) as he recorded 545 points as a freshman

5 - One of the strong lineage of UW players wearing the number 5, joining Dejounte Murray, Justin Dentmon, Will Conroy, Deon Luton and Eldridge Recasner to name a few

13 - Number of 20+ career scoring outings... had 10 as a freshman, which led the team

18.8 - Points he is averaging to lead UW this season ... also led the Huskies as a freshman with 16.0 ppg in 34 outings

32 - Career high single-game points which he has done twice, most recently vs. Santa Clara (11/18/18)... also the freshman record for points in a debut (Belmont, 11/10/17)

39 - Number of double-figure scoring games in 44 outings ... reaches double-figure scoring 88.6 percent of the time he steps on the court

56.9 - FG percentage this season through 10 games, going 70-of-123 ... is shooting at a 47.6 percent clip for his career (273-of-573).

121 - Career assists in just 44 games

733 - Career points in 44 career games making him the quickest player to get to 600 career points in UW history



NOAH DICKERSON | SR
KARL MALONE AWARD

1 - First Team All-Pac-12 a year ago

2 - Number of High School National Championships won while at Montverde Academy (Fla.)

6 - Has recorded six 20pt/10reb double doubles in his career, most recently vs. Texas A&M (Nov. 20) with 24 points and 17 rebs

8.4 - Rebounds per game averaged as a junior, up from 8.2 as a sophomore and 6.2 as a freshman

11 - Career high for offensive rebounds, which he pulled down en route to 17 total boards vs. Texas A&M (11/20/18)

17 - Career double-doubles, 10 of which came during the 2017-18 season

22 - Recorded a career-high 22 rebounds against Eastern Washington last season (Nov. 12, 2017), which tied for the seventh most in a single game in the NCAA during 2017-18

37 - In his last 44 games (junior and senior seasons), he has reached double-figure scoring in 37 of those contests, which is 84.1 percent of those games

69 - Career 10-point scoring efforts which ranks 13th at UW all-time

78.6 - FT percentage as a junior upped from 67.6% as a sophomore and 62.4% as a frosh while

108 - Career games played, has only missed one UW game in his career

781 - Career rebounds, which is 11 shy of entering UW's all-time top 10 list ... if he pulls down 219 more this season, he will be the third player in UW history to record 1,000 career boards and the 15th player in Pac-12 history

1,329 - Career points, which ranks 20th all-time at UW, he was the 39th player to reach 1,000 career points in UW history

PAC-12 PLAYER OF THE WEEK X2

Sophomore Jaylen Nowell became the first Husky underclassman to earn multiple Pac-12 Player of the Week honors this week as he picked up his second of the season on Dec. 10. Nowell averaged 22 points, 6 rebounds and 4.5 assists in two games for the Dawgs. He was previously honored on Nov. 19 after averaging 25.0 ppg, shooting 65.4 percent from the field, 54.5 percent from 3 and 76.9 percent from the FT line in two wins. These are the first two conference weekly honors of Nowell's career.

DOM'S BIG NIGHT

Against EWU, senior **Dominic Green** became the third Husky to post 20 points in a game this season as he scored a career-best 25 points ... he went 7-of-10 from 3-point range and his seven made tie for the second-most in a single game in UW history, done just six other times, most recently by C.J. Wilcox on Jan. 12, 2014

NOWELL'S PRODUCTION ON THE RISE

In 10 games as a sophomore, Jaylen Nowell has seen almost every stat category record an improvement from his freshman campaign that earned him All-Conference Honorable Mention and All-Freshman Team honors from the Pac-12.

	2018-19	2017-18
PPG	18.8	16.0
RPG	4.6	4.0
FG%	56.9%	45.1%
3FG%	44.1%	35.1%
APG	3.4	2.7
MPG	34.0	32.5

TWO 1K SCORERS +1 ON THE WAY

UW has two 1,000 point scorers on its roster as senior Noah Dickerson is at 1,329 while senior David Crisp is at 1,160. Additionally, senior Matisse Thybulle is seven points away from the 1K-point club as he is at 993. In UW history, only two rosters have had three 1,000 point scorers at the same time, 2008-09 (NCAA Round of 32) and 1998-99 (NCAA Round of 64).

- 1998-99 – Todd MacCulloch, Donald Watts, Deon Luton
- 2008-09 – Quincy Pondexter, Justin Dentmon, Jon Brockman

TWO 1K SCORERS IN SMALL COMPANY

Washington is one of 12 teams nationally that have two 1,000 career point scorers on its roster this season joining Ball State, College of Charleston, Creighton, Hartford, Lipscomb, Montana, Northern Illinois, Northwestern, Princeton, Tennessee and Virginia Tech. Lipscomb already has three 1K scorers but there are three other teams, UW included, on the verge of having three.

QUICKEST TO 600

Following his 32 points against Santa Clara, **Nowell** became the fastest player in UW history to reach 600 career points ... he now has 733 points in just 44 games played ... NBA All-Star Isaiah Thomas was next, as he reached 600 in 39 games

4x - 100 CAREER GAMES

Against UCSB, senior Dominic Green played in his 100th career game joining seniors Matisse Thybulle (109), David Crisp (109) and Noah Dickerson (108) in the 100 career game club.

THYBULLE'S STREAK

Junior Matisse Thybulle has started every game of his UW career which now spans 109 games. Next on the UW list of consecutive starts is all-time leading scorer Chris Welp who started in 121-straight games from 1983-87.

428 GAMES PLAYED

Between UW's four seniors, David Crisp, Noah Dickerson, Dominic Green and Matisse Thybulle, they have played 428 career games with 281 career starts. The 428 career games is the most by a current senior class **(that has been at the same institution all four years)** amongst any team in the Power 5 Conferences.

TOUGH SCHEDULING

Washington's 2018-19 schedule features two non-conference road tests against teams ranked in the AP preseason top 25 (at #11 Auburn, which resulted in an 88-66 loss and at #1 Gonzaga). Additionally, throughout the course of the season, Washington will face eight teams that advanced to the NCAA Tournament a year ago. UW opened with a 73-55 victory over Conference USA favorite to win the league, Western Kentucky.

20/10'S

Senior Noah Dickerson has posted six 20/10 double doubles in his career against the following opponents. He is the first player to do so since Matthew Bryan-Amaning who posted eight in his career (2007-11)

11/20/18	vs. Texas A&M (24p/17r)
2/10/18	Oregon State (28p/12r)
2/1/18	Arizona State (21p/16r)
11/12/17	Eastern Washington (28p/22r)
3/1/17	at UCLA (23p/15r)
12/22/16	at Seattle (21p/17r)

NOAH'S DOUBLE DOUBLES

Senior Noah Dickerson has recorded 17 double-doubles in his career, with 10 coming during last season's 34 games. He only posted six over his first 64 games. Dickerson nearly averaged a double-double with 15.5 points and 8.4 rebounds per outing last year ... his 10 were the most in a season by a Husky since Aziz N'Diaye had 11 during the 2012-13 campaign.

NEARING 1K WINS AT AAA

The Dawgs currently have 995 wins inside Alaska Airlines Arena. Washington's 995 wins are the most by any Division I team at its current home arena. The Huskies started playing in their arena on Dec. 27, 1927.

VANCOUVER SHOWCASE RECAP

Over the three Vancouver Showcase games, senior Noah **Dickerson** nearly averaged a 20/10 double double as he averaged 21.0 points and 9.7 rebounds while shooting 51.4 percent from the field ... additionally sophomore Jaylen **Nowell** averaged 22.7 points on 61.5 percent shooting

20 x 2

Against Minnesota, Washington had two players reach 20 points for the first time since Feb. 10, 2018. Senior Noah Dickerson (28) and sophomore Jaylen Nowell (22) were also the two last season as they scored 28 and 23, respectively, at Oregon State.

BACK-TO-BACK 20'S

Senior Noah Dickerson recorded his second-straight 20-point game against Minnesota as he scored a career-high tying 28 points. He previously posted 24 points against Texas A&M. It is the third time in his career that he has recorded back-to-back 20-point outings:

- 2018: Nov. 20 and Nov. 21 vs. Texas A&M (24) and Minn (28) - Vancouver Showcase
- 2018: Feb. 1 and Feb. 3 vs. ASU (21) and Arizona (28)
- 2017: March 1 and March 4 at UCLA (23) and USC (27)

STEAL PRODUCTION

Out of his UW-record 232 career steals, Matisse Thybulle is creating scoring on 53.4 percent of the direct next possessions ... last season that number was 57.4 (58 of 101).

UW RECORD WHEN...

at home	5-0
on the road	0-2
neutral court.....	2-1
in overtime games.....	0-0
in November.....	5-2
in December.....	2-1
in January.....	0-0
in February.....	0-0
in March.....	0-0
in white jerseys.....	7-0
in gold jerseys.....	0-0
in purple jerseys.....	0-2
in black jerseys.....	0-1
in grey jerseys.....	0-0
leading at halftime.....	4-1
tied at halftime.....	0-0
trailing at halftime.....	3-2
leading with 5:00 left.....	6-1
trailing with 5:00 left.....	1-2
tied with 5:00 left.....	0-0
overtime.....	0-0
shooting better than opponent.....	5-3
shooting worse than opponent.....	2-0
shooting equal.....	0-0
shooting 50% or better.....	1-2
shooting less than 50%.....	6-1
opponent shoots 50% or better.....	1-0
opponent shoots less than 50%.....	6-3
shooting more free throws than opponent.....	6-0
opponent shoots more free throws.....	1-3
shoots equal free throws.....	0-0
UW hits 70% of free throws.....	5-2
UW hits less than 70% of FTs.....	2-1
attempting more 3-pointers.....	6-2
attempting less 3-pointers.....	1-1
attempting equal 3-pointers.....	0-0
scoring less than 60 points.....	0-0
scoring 60-69 points.....	2-2
scoring 70-79 points.....	3-1
scoring 80+ points.....	2-0
opponent scores less than 60 points.....	2-0
opponents scores 60-69 points.....	5-1
opponent scores 70-79 points.....	0-0
opponent scores 80+ points.....	0-2
in games decided by 0-5 points.....	3-2
in games decided by 6-10 points.....	1-0
in games decided by 11-19 points.....	2-0
in games decided by 20+.....	1-1
outrebounding opponent.....	5-0
outrebounded by opponent.....	1-3
rebounding is equal.....	1-0
commit fewer turnovers than opponent.....	5-0
commit more turnovers than opponent.....	2-2
commit equal amounts of turnovers.....	0-1
bench outscores their opponent's.....	5-1
opponents bench outscores UW's.....	2-2
bench scoring is equal.....	0-0
UW RECORD BY STARTING LINEUP...	
Crisp, Nowell, Thybulle, Dickerson, Timmins.....	3-1
Crisp, Nowell, Thybulle, Dickerson, Wright.....	3-2
Crisp, Nowell, Thybulle, Green, Timmins.....	1-0

ON THE GLASS

Washington averaged 36.3 boards during the Vancouver Showcase, up from its season average of 31.3 entering the tournament. Additionally, UW's offensive rebounds went up to 13 per game from 8.6. The Huskies' 23 offensive boards against Texas A&M were the most since 29 at Gonzaga on Dec. 7, 2016.

2018-19 WASHINGTON MEN'S BASKETBALL – HUSKY NOTES

PRESEASON RECOGNITION

Along with three players being placed on national award watch lists, the Huskies as a team were ranked No. 24 in the USA Today Coaches Preseason Poll and No. 25 Associated Press Preseason Poll. It is the first time since the 2010-11 season UW has been ranked in the AP preseason poll.

200 STEALS + 100 BLOCKS

Senior **Matisse Thybulle** is the only active player in NCAA Division 1 to have over 200 steals and 100 blocks in their career ... **his 232 steals are tied for first amongst the NCAA active career leaders in that category.** Only two other Pac-12 guards have accomplished that career feat since 1992-93 in (via SportsReference)

Matisse Thybulle, UW, 2015-now 232stls, 127 blks
Hassan Adams, Arizona, 2003-06 238stls, 85 blks
Jeff Trepagnier, USC, 1998-01 204stls, 105 blks

SEASON 95 STEALS + 40 BLOCKS

Thybulle made more history last year as his 101 steals and 49 blocks made him the only player in the country with those two numbers on their stat sheet. In the last 25 years (since 1992-93, via SportsReference) only two other **guards** have done that in a season

Matisse Thybulle, UW, 2017-18 101 stls, 49 blks
Gary Payton Jr – OSU, 2014-15 98 stls, 95 blks
Jamaal Tinsley – ISU, 99-00 98 stls, 37 blks

NON-CONFERENCE WINS

UW's 10 wins in non-conference play last season tied for the second most since 2005-06 ... UW also had 11 wins in 2014-15, 10 in 2006-07 and 10 in 2005-06.

GATORADE PLAYER OF THE YEAR X2

Washington boasts two players on its roster that earned their state's Gatorade Player of the Year award as seniors before coming to Washington. Sophomore Hameir Wright (Albany Academy) earned New York's honor in 2017 while freshman Jamal Bey (Bishop Gorman) was Nevada's Player of the Year in 2018.

LENGTH, LENGTH, LENGTH

Washington's roster is quite lengthy and not because of quantity. Six of the key players have wingspans that are at least four inches longer than their actual height. Senior guard Matisse Thybulle's wingspan is seven inches bigger than his 6-5 frame at 7-0 while freshman Bryan Penn-Johnson brings a 7-7 wingspan on his 7-0 body. Take a look:

Player	Height	Wingspan
Matisse Thybulle	6-5	7-0 (+7)
Bryan Penn-Johnson	7-0	7-7 (+7)
Hameir Wright	6-9	7-2 (+5)
Dominic Green	6-6	6-11 (+5)
Nate Roberts	6-10	7-2 (+4)
Jamal Bey	6-6	6-10 (+4)

2018 PAC-12 COACH OF THE YEAR

In just his first year as a head coach in his career, Washington's Mike Hopkins was named the 2018 Pac-12 Coach of the Year in a vote done by the league's coaches. He was the fourth Husky coach to earn the honor and first since 2012. Hopkins was also just the sixth Pac-12 Coach to earn the honor in their first year at their university joining Stanford's Dick DiBiasi (1976), UCLA's Gary Cunningham (1978), Oregon State's Jim Anderson (1990), California's Ben Braun (1997) and Washington State's Tony Bennett (2007).

2018 PAC-12 DEFENSIVE POY

Senior Matisse Thybulle made history last season as he was named the 2018 Pac-12 Defensive Player of the Year becoming the first Husky to earn the honor. He was also named to the Pac-12 All-Defensive Team.

2018 PAC-12 ALL-CONFERENCE

A trio of Huskies also earned Pac-12 All-Conference Honors last season in Noah Dickerson who picked up Pac-12 First Team All-Conference honors along with Jaylen Nowell who was an All-Conference honorable mention. Nowell was also named to the All-Pac-12 freshman team while Thybulle was on the All-Defensive Team.

20 WIN SEASONS

Washington recorded its first 20-win season since 2011-12 last year as it went 21-13 en route to a second round appearance in the NIT. Washington has posted 28 20-win seasons in program history.

HUSKIES IN THE NBA

UW's presence in the NBA remains strong as the Dawgs boast seven former players holding spots on rosters this season - 2017 No. 1 pick Markelle Fultz (Philadelphia 76ers), Marquese Chriss (Houston Rockets), Justin Holiday (Chicago Bulls), Dejounte Murray (San Antonio Spurs), Terrence Ross (Orlando Magic), Quincy Pondexter (San Antonio Spurs) and Isaiah Thomas (Denver Nuggets).

FROM 2-16 TO 10-8

After going 2-16 in Pac-12 play during the 2016-17 season, the Huskies finished 10-8 in league action last year. Via Elias Stats/Pac-12 Conference, **over the last 40 seasons, only two league schools began its conference slate 6-3 or better the season after having no more than two conference victories. Stanford started 1993-94 with a 6-3 record after going 2-16 in 1992-93.**

WIN JUMP

Not only did UW have a huge change in their record during conference play a year ago, but its jump from a 9-22 record to 21-13 was the biggest since the difference between the 1936-37 and 1937-38 seasons when the Huskies went from 15-11 to 29-7.

RETURNING SCORING

The Huskies return 95.9 percent of its scoring from a year ago which is the most by a team in any of the Power 5 conferences. Here's a look at where they rank amongst all returning scoring in Division I.

George Mason	100%
Harvard	99.4%
Wofford	96.0%
Washington	95.9%
Brown	95.3%
Iowa	94.9%
Wisconsin	94.9%
UC Irvine	94.3%
Syracuse	93.8%
St. Francis	93.6%

EXHIBITION RECAPS

at Preseason No. 7 Nevada - Oct. 21

-Washington won 91-73

-Sophomore Jaylen Nowell scored 26 on 12-of-15 shooting ... added six rebounds and three assists

-Senior David Crisp posted 20 points with five assists

-Washington shot 61.7% from the field and 50% from 3-point range

-Senior Matisse Thybulle scored 17 and added six rebounds, six assists, five steals and three blocks

-UW held Nevada to 23.8% shooting from 3-point range (5-of-21) and 38.8% shooting from the field (26-of-67)

-UW assisted on 19 of its 37 made baskets

vs. Seattle Pacific - Nov. 1

-Washington held SPU to 37.5% shooting from the field and 22.2% shooting from 3-point range

-UW had two 20-point scorers in Jaylen Nowell (23) and David Crisp (20)

-Matisse Thybulle recorded eight steals, seven rebounds and three blocks

-Nowell also added six rebounds and two assists

-Sam Timmins pulled down a team-high nine rebounds

HOW MANY TIMES A HUSKY HAS...

20+ Points (career high)	2018-19	Career	Streak
Noah Dickerson (28 - 2x)	3	15	-
Jaylen Nowell (32 - 2x)	3	13	-
David Crisp (31)	0	6	-
Matisse Thybulle (26)	0	2	-
Dominic Green (25)	1	2	-

10+ Points (career high)	2018-19	Career	Streak
David Crisp (31)	4	62	1
Noah Dickerson (28 - 2x)	9	69	3
Matisse Thybulle (26)	2	45	-
Dominic Green (25)	3	16	1
Jaylen Nowell (32 - 2x)	9	39	3
Sam Timmins (13)	0	3	-
Hameir Wright (12)	0	2	-
Nahziah Carter (17)	3	10	-

10+ Rebounds (career high)	2018-19	Career	Streak
Noah Dickerson (22)	1	18	-
Sam Timmins (12 - 2x)	0	4	-
Matisse Thybulle (11)	0	2	-

Double-Double	2018-19	Career	Streak
Noah Dickerson	1	17	-
David Crisp	0	1	-
Matisse Thybulle	0	2	-

5+ Assists (career high)	2018-19	Career	Streak
David Crisp (10)	2	14	-
Jaylen Nowell (7)	3	6	-
Matisse Thybulle (7)	1	5	-
Noah Dickerson (5)	0	1	-

3+ Steals (career high)	2018-19	Career	Streak
Matisse Thybulle (7)	4	36	1
Jaylen Nowell (6)	1	2	-
Noah Dickerson (4)	1	4	-
David Crisp (4-2x)	0	5	-
Nahziah Carter (3)	0	1	-
Sam Timmins (3)	0	1	-

3+ Blocks (career high)	2018-19	Career	Streak
Matisse Thybulle (6-2x)	4	15	1
Sam Timmins (4)	1	7	-
Hameir Wright (4)	1	5	-
Dominic Green (3)	0	1	-
Noah Dickerson (3)	0	1	-
Bryan Penn-Johnson (3)	1	1	-

CLASS OF 2019

Washington head coach Mike Hopkins signed two to the class of 2019 on Nov. 14 as he welcomed RaeQuan Battle and Marcus Tsohonis to the Husky Family.

RaeQuan Battle, 6-5 small forward, Marysville, WA

-Four-star small forward from Marysville Pilchuck HS

-Averaged 21.4 points and 8.0 rebounds as a junior while leading Marysville Pilchuck to a 19-5 record and the District 1 title, their first title in over two decades

-Played for Seattle Rotary on the Nike EYBL circuit where he averaged 20.5 ppg, 5.3 rpg and 2.0 steals at the EYBL Indianapolis event

Marcus Tsohonis, 6-3 combo guard, Portland OR

-Portland Interscholastic League Player of the Year as a junior as he averaged 24.1 points, 7.4 assists and 6.2 rebounds per outing

-Helped Jefferson HS to a No. 1 ranking in Oregon as a junior and won the Class 6A championship as a sophomore

-Played alongside Battle for Seattle Rotary where he averaged 12.2 points, 4.9 rebounds and 2.5 assists.

5 - UW 71, TEXAS A&M 67

6 - MINNESOTA 68, UW 66

Official Basketball Box Score -- Game Totals -- Final Statistics

Texas A&M vs Washington 11/20/18 8:40pm at Vancouver, BC

Texas A&M 67 • 1-4

Box score table for Texas A&M vs Washington. Columns include Player, FG-FGA, 3-Ptr, Rebounds, PF, TP, A TO Blk, Stl, Min. Totals: 23-57, 5-17, 16-25, 16 23 39, 26 67, 9 13 3 5, 200.

Washington 71 • 4-1

Box score table for Washington vs Texas A&M. Columns include Player, FG-FGA, 3-Ptr, Rebounds, PF, TP, A TO Blk, Stl, Min. Totals: 20-61, 6-20, 25-36, 23 21 44, 21 71, 12 11 6 7, 200.

Officials: Kelly Self, Byron Jarrett, Rod Nixon. Technical fouls: Texas A&M-None, Washington-TEAM. Attendance: 3070.

Score by periods table for Texas A&M vs Washington. 1st: 38, 2nd: 29, Total: 67.

Score tied - 1 time. Largest lead - TAMU by 13 1st-09:24, UW by 5 2nd-01:07.

Official Basketball Box Score -- Game Totals -- Final Statistics

Washington vs Minnesota 11/21/18 3:30pm at Vancouver, BC

Washington 66 • 4-2

Box score table for Washington vs Minnesota. Columns include Player, FG-FGA, 3-Ptr, Rebounds, PF, TP, A TO Blk, Stl, Min. Totals: 23-46, 3-14, 17-24, 8 22 30, 24 66, 7 17 8 4, 200.

Minnesota 68 • 5-0

Box score table for Minnesota vs Washington. Columns include Player, FG-FGA, 3-Ptr, Rebounds, PF, TP, A TO Blk, Stl, Min. Totals: 21-55, 4-12, 22-33, 17 17 34, 21 68, 8 15 1 6, 200.

Officials: Antonio Petty, Byron Jarret, Bret Smith. Technical fouls: Washington-Carter, Nahzhia. Minnesota-None. Attendance: 1680.

Score by periods table for Minnesota vs Washington. 1st: 25, 2nd: 41, Total: 66.

Score tied - 7 times. Largest lead - UW by 9 2nd-17:07, MINN by 4 1st-17:49.

7 - UW 83, EASTERN WASHINGTON 59

Official Basketball Box Score -- Game Totals -- Final Statistics

Eastern Wash. vs Washington 11/27/18 6:00 pm at Alaska Airlines Arena

Eastern Wash. 59 • 1-4

Box score table for Eastern Wash. vs Washington. Columns include Player, FG-FGA, 3-Ptr, Rebounds, PF, TP, A TO Blk, Stl, Min. Totals: 19-66, 12-34, 9-14, 15 20 35, 23 59, 12 15 1 7, 200.

Washington 83 • 5-2

Box score table for Washington vs Eastern Wash. Columns include Player, FG-FGA, 3-Ptr, Rebounds, PF, TP, A TO Blk, Stl, Min. Totals: 28-54, 12-28, 15-27, 11 33 44, 14 83, 14 17 11 7, 200.

Officials: Deron White, Tommy Nunez, Paul Szelc. Technical fouls: Eastern Wash.-None, Washington-None. Attendance: 6054.

Score by periods table for Washington vs Eastern Wash. 1st: 25, 2nd: 34, Total: 59.

Score tied - 0 times. Largest lead - EWU None, UW by 27 2nd-03:26.

8 - UW 67, UC SANTA BARBARA 63

Official Basketball Box Score -- Game Totals -- Final Statistics

UC Santa Barbara vs Washington 12/02/18 5:00 pm at Alaska Airlines Arena

UC Santa Barbara 63 • 6-2

Box score table for UC Santa Barbara vs Washington. Columns include Player, FG-FGA, 3-Ptr, Rebounds, PF, TP, A TO Blk, Stl, Min. Totals: 22-53, 8-20, 11-21, 11 24 35, 23 63, 12 17 1 8, 200.

Washington 67 • 6-2

Box score table for Washington vs UC Santa Barbara. Columns include Player, FG-FGA, 3-Ptr, Rebounds, PF, TP, A TO Blk, Stl, Min. Totals: 21-50, 5-21, 20-28, 6 26 32, 20 67, 13 14 5 10, 200.

Score by periods table for Washington vs UC Santa Barbara. 1st: 21, 2nd: 42, Total: 63.

Score tied - 5 times. Largest lead - UCSB by 2 2nd-07:42, UW by 10 1st-17:09.

Official Basketball Box Score -- Game Totals -- Final Statistics
Washington vs Gonzaga
12/05/18 8:00 PM at Spokane, WA (McCarthy Athletic Center)

Washington 79 • 6-3

#	Player	Total			3-Ptr			Rebounds			PF	TP	A	TO	Blk	Stl	Min
		FG	FGA	%	FG	FGA	%	Off	Def	Tot							
13	Wright, Hameir	f	2-4	1-3	0-0	0	1	1	5	5	1	1	1	0		14	
15	Dickerson, Noah	f	4-9	0-0	5-6	3	4	7	5	13	0	5	1	2		26	
01	CRISP, David	g	3-7	1-4	2-2	0	3	3	3	9	4	2	0	0		31	
04	THYBULLE, Matisse	g	6-11	3-6	3-3	0	2	2	2	18	4	0	0	2		33	
05	NOWELL, Jaylen	g	10-18	2-7	4-4	1	2	3	1	26	6	1	0	1		38	
00	BEY, Jamal		0-0	0-0	0-0	0	1	1	0	0	0	0	0	0		4	
11	Carter, Nahziah		0-1	0-1	0-0	0	1	1	0	0	0	0	0	0		11	
22	Green, Dominic		2-7	2-6	0-0	0	3	3	0	6	0	1	1	0		23	
33	Timmins, Sam		1-2	0-0	0-0	1	2	3	4	2	0	0	0	0		20	
	Team					3	3	6									
	Totals		28-59	9-27	14-15	8	22	30	20	79	15	9	3	5		200	

FG % 1st Half: 11-28 39.3% 2nd half: 17-31 54.8% Game: 28-59 47.5% Deadball Rebounds 0
3FG % 1st Half: 4-14 28.6% 2nd half: 5-13 38.5% Game: 9-27 33.3%
FT % 1st Half: 4-5 80.0% 2nd half: 10-10 100.0% Game: 14-15 93.3%

Gonzaga 81 • 9-0

#	Player	Total			3-Ptr			Rebounds			PF	TP	A	TO	Blk	Stl	Min
		FG	FGA	%	FG	FGA	%	Off	Def	Tot							
15	CLARKE, Brandon	f	4-11	0-0	2-2	8	3	11	4	10	1	5	0	2		27	
13	HACHIMURA, Rui	f	9-20	0-0	8-8	4	3	7	2	26	2	0	0	0		40	
21	PERKINS, Josh	g	3-11	3-7	0-0	0	4	4	0	9	6	2	0	0		40	
23	NORVELL JR., Zach	g	3-6	2-4	6-6	0	6	6	5	14	7	1	0	2		34	
24	KISPERT, Corey	g	4-10	3-9	2-2	0	3	3	2	13	3	0	0	0		31	
03	PETRUSEV, Filip		4-5	0-0	1-1	1	2	3	3	9	0	1	0	1		14	
22	JONES, Jeremy		0-0	0-0	0-0	0	3	3	0	0	2	1	0	0		14	
	Team					1	0	1									
	Totals		27-63	8-20	19-19	14	24	38	16	81	21	9	1	4		200	

FG % 1st Half: 13-31 41.9% 2nd half: 14-32 43.8% Game: 27-63 42.9% Deadball Rebounds 0
3FG % 1st Half: 4-11 36.4% 2nd half: 4-9 44.4% Game: 8-20 40.0%
FT % 1st Half: 10-10 100.0% 2nd half: 9-9 100.0% Game: 19-19 100.0%

Officials: David Hall, Michael Greenstein, Steve Olson
Technical fouls: Washington-None. Gonzaga-None.
Attendance: 6000

Score by periods	1st	2nd	Total
Washington	30	49	79
Gonzaga	40	41	81

Points	In	Off	2nd	Fast	Bench
UW	36	5	12	2	8
GON	32	13	12	5	9

Last FG - UW 2nd-00:34, GON 2nd-00:01.
Largest lead - UW by 3 2nd-16:07, GON by 14 1st-05:52.
UW led for 03:51, GON led for 31:10. Game was tied for 04:59.

Score tied - 6 times.
Lead changed - 5 times.

Official Basketball Box Score -- Game Totals -- Final Statistics
Seattle U vs Washington
12/09/18 6:00 pm at Seattle, Wash. - Alaska Airlines Arena

Seattle U 62 • 9-3

#	Player	Total			3-Ptr			Rebounds			PF	TP	A	TO	Blk	Stl	Min
		FG	FGA	%	FG	FGA	%	Off	Def	Tot							
01	Myles Carter	f	6-15	0-0	3-6	4	3	7	4	15	2	2	0	1		31	
05	Matej Kavaz	g	1-7	1-4	6-7	1	6	7	3	9	0	2	0	0		34	
13	Morgan Means	g	8-16	3-7	2-2	0	2	2	4	21	3	2	0	3		40	
23	Terrell Brown	g	2-9	0-0	1-2	2	4	6	3	5	9	3	1	1		37	
24	Delante Jones	g	3-11	2-5	2-2	2	2	4	1	10	1	1	0	1		37	
10	Aaron Nettles		0-0	0-0	0-0	0	1	1	0	0	0	1	0	1		8	
35	Riley Grigsby		1-2	0-0	0-0	0	0	0	2	2	1	0	1	0		13	
	Team					1	1	2									
	Totals		21-60	6-16	14-19	10	19	29	17	62	16	11	2	7		200	

FG % 1st Half: 10-29 34.5% 2nd half: 11-31 35.5% Game: 21-60 35.0% Deadball Rebounds 3,2
3FG % 1st Half: 4-11 36.4% 2nd half: 2-5 40.0% Game: 6-16 37.5%
FT % 1st Half: 10-13 76.9% 2nd half: 4-6 66.7% Game: 14-19 73.7%

Washington 70 • 7-3

#	Player	Total			3-Ptr			Rebounds			PF	TP	A	TO	Blk	Stl	Min
		FG	FGA	%	FG	FGA	%	Off	Def	Tot							
04	Matisse Thybulle	f	2-6	0-3	2-4	1	2	3	3	6	3	2	3	3		27	
13	Hameir Wright	f	0-2	0-1	0-0	0	2	2	1	0	0	0	0	0		14	
15	Noah Dickerson	f	4-6	0-0	5-6	3	3	6	3	13	1	0	0	2		25	
01	David Crisp	g	4-12	1-4	2-2	1	3	4	2	11	1	2	0	2		36	
05	Jaylen Nowell	g	7-13	1-2	3-4	2	7	9	2	18	3	5	1	0		36	
00	Jamal Bey		1-1	0-0	0-1	0	1	1	0	2	1	1	0	0		8	
11	Nahziah Carter		2-5	1-1	0-0	0	1	1	1	5	0	3	0	1		17	
22	Dominic Green		4-7	3-6	0-0	0	7	7	1	11	0	2	1	0		26	
33	Sam Timmins		2-3	0-0	0-0	1	2	3	2	4	0	1	1	0		11	
	Team					3	1	4									
	Totals		26-55	6-17	12-17	11	29	40	15	70	9	16	6	8		200	

FG % 1st Half: 16-28 57.1% 2nd half: 10-27 37.0% Game: 26-55 47.3% Deadball Rebounds 2,2
3FG % 1st Half: 6-9 66.7% 2nd half: 0-8 0.0% Game: 6-17 35.3%
FT % 1st Half: 3-6 50.0% 2nd half: 9-11 81.8% Game: 12-17 70.6%

Officials: Chris Rastatter, Randy McCall, Michael Irving
Technical fouls: Seattle U-None. Washington-TEAM.
Attendance: 6688

Score by periods	1st	2nd	Total
Seattle U	34	28	62
Washington	41	29	70

Points	In	Off	2nd	Fast	Bench
SU	24	11	1	3	2
UW	36	10	13	11	22

Last FG - SU 2nd-01:24, UW 2nd-01:03.
Largest lead - SU by 5 1st-18:15, UW by 20 2nd-13:21.
SU led for 02:04, UW led for 34:22. Game was tied for 03:29.

Score tied - 3 times.
Lead changed - 1 time.

2018-19 WASHINGTON MEN'S BASKETBALL – LAST TIME IT HAPPENED

30-Point Scorer

by UW 32, Jaylen Nowell, vs. Santa Clara, Vancouver Showcase, 11/18/18
by Opp. 39, Chandler Hutchinson, Boise State - NIT, 3/14/18

40-Point Scorer

by UW 47, Andrew Andrews, WSU, 3/2/16
by Opp. 43, Klay Thompson, Washington State, 3/10/11

Two 20-Point Scorers

by UW Noah Dickerson (28), Jaylen Nowell (22), vs. Minnesota, Vancouver Showcase, 11/21/18
by Opp. Jordan Ford (26), Evan Fitzner (20), vs. Saint Mary's - NIT, 3/19/18

Three 20-Point Scorers

by UW David Crisp (26), Noah Dickerson (23), Markelle Fultz (21), LBSU, 11/22/16
by Opp. Justin Bibbs (30), Ahmed Hill (23), N. Alexander-Walker (20), vs. V. Tech, 11/17/17

Four 20-Point Scorers

by UW Isaiah Thomas (24), Jon Brockman (21), Justin Dentmon (21), Quincy Pondexter (20), vs. Oregon, 2/14/09
by Opp. Lonzo Ball (22), Bryce Alford (21), Aaron Holiday (20), TJ Leaf (20), #11 UCLA, 2/4/17

Five Double-Figure Scorers

by UW Noah Dickerson (22), Nahziah Carter (14), Jaylen Nowell (14), Matisse Thybulle (13), David Crisp (12), vs. Saint Mary's - NIT, 3/19/18
by Opp. Jordan Ford (26), Evan Fitzner (20), Calvin Hermanson (14), Jock Landale (14), Tanner Krebs (10), vs. Saint Mary's - NIT, 3/19/18

Two players surpass 10 rebounds each

by UW Noah Dickerson (14), Matisse Thybulle (10), at Colorado, 1/20/18
by Opp. Chris Sengfelder (14), Chandler Hutchinson (14), Boise St. - NIT, 3/14/18

Double-Double, (Points-Rebounds)

by UW Noah Dickerson (24 pts/17 rebs), vs. Texas A&M, Vancouver Showcase, 11/20/18
by Opp. Brandon Clarke (10 pts/11 rebs), at #1 Gonzaga, 12/5/18

Double-Double, (Points-Assists)

by UW David Crisp (14 pts/10 assts), Oregon State, 1/7/17
by Opp. Thomas Wilder (14 pts/10 assts), Western Michigan, 12/18/16

Triple-Double, Individual (Points/Rebounds/Assists)

by UW None
by Opp. Luke Jackson (14/11/10), Oregon 2/17/01

20 rebounds, Individual

by UW 22, Noah Dickerson, EWU, 11/12/17
by Opp. 20, Josh Hawkinson, at WSU, 1/9/16

10 assists, Individual

by UW 10, David Crisp, Oregon State, 1/7/17
by Opp. 12, Emmett Naar, Saint Mary's - NIT, 3/19/18

Five steals, Individual

by UW 6, Matisse Thybulle, UC Santa Barbara, 12/2/18
by Opp. 6, Don Coleman, at California, 2/24/18

Five 3-pointers, Individual

by UW 7, Dominic Green, EWU, 11/27/18
by Opp. 5, Dorian Pickens, at Stanford, 2/22/18

Five blocked shots, Individual

by UW 6, Matisse Thybulle, Western Kentucky, 11/6/18
by Opp. 7, Kenny Wooten, at Oregon, 2/8/18

Scored over 100 points, Team

by UW 106, BCU, 12/19/17
by Opp. 103, vs. Virginia Tech, 11/17/17

Scored under 50 points, Team

by UW 40, at Oregon, 2/8/18
by Opp. 47, vs. W. Kentucky, 11/25/16

Scored under 40 points, Team

by UW 39, vs. California, 1/15/79
by Opp. 38, vs. Grambling, 12/17/14

Shot .600 or better from field, Team

by UW .673 (37-55), at USC, 12/29/17
by Opp. .600 (30-50), vs. Virginia Tech, 11/17/17

Under .300 shooting from field, Team

by UW .278 (15-54), at Oregon, 2/8/18
by Opp. .288 (19-66), EWU 11/27/18

Made 45 field goals, Team

by UW 48, vs. Chico State, 12/1/92
by Opp. 46, Arizona, 2/5/98

Made 35 free throws, Team

by UW 37, vs. Seattle U, 1/10/12
by Opp. 38, UCLA, 1/1/16

Made 10 3-pointers, Team

by UW 12, EWU, 11/27/18
by Opp. 12, EWU, 11/27/18

Had 50 rebounds, Team

by UW 50, at Colorado, 1/20/18
by Opp. 55, at Colorado, 2/13/16

Had 25 assists, Team

by UW 30, vs. California 2/10/11
by Opp. 27, at OSU, 2/10/18

Had 15 steals, Team

by UW 16, BCU, 12/19/17
by Opp. 17, USC, 1/8/04

Had 10 blocked shots, Team

by UW 11, EWU, 11/27/18
by Opp. 11, at SDSU, 12/8/13

Committed 30 turnovers, Team

by UW 34, vs. USC, 3/8/97
by Opp. 36, Morgan State, 11/13/05

Over .900 shooting from free throw line, Team (Min. 10 atts)

by UW .933 (14-15), at #1 Gonzaga, 12/5/18
by Opp. 1.000 (19-19), at #1 Gonzaga, 12/5/18

Under .500 shooting from free throw line, Team

by UW .467 (7-15), vs. #2 Kansas, 12/6/17
by Opp. .412 (7-17), California, 1/11/18

20-Point victory

by UW 24, EWU, 11/27/18
by Opp. 22, at #11 Auburn, 11/9/18

30-Point victory

by UW 39, vs. W. Kentucky (86-47), 11/25/16
by Opp. 32, at #3 UCLA (98-66), 3/1/17

40-Point victory

by UW 48, vs. Grambling (86-38), 12/17/14
by Opp. 41, #11 UCLA, 2/4/17

50-Point victory

by UW 51, BCU (106-55), BCU, 12/19/17
by Opp. 55, at Arizona (61-116), 12/20/88

Won Seven-Straight Pac-12 Games

by UW (only league play) Eight Games - 2/9/06 – 3/4/06
by UW 11 Games - 2/20/10 – 1/13/11 (3 Pac-10 Tourney Games incl.)

Won Five Straight Conference Road Games

by UW (six) 2/13/10 – 1/13/11, at Stanford, at WSU, at Oregon, at OSU, at USC, at UCLA

Ranked in the Associated Press poll

by UW 18-19 Preseason, #25 (Coach Mike Hopkins)

Defeated a Ranked Opponent (Associated Press Poll)

by UW 2/3/18, Washington 78, #9 Arizona 75

Defeated a Top-10 Ranked Opponent (AP Poll)

by UW 2/3/18, Washington 78, #9 Arizona 75

Played a No. 1 Ranked Opponent (AP Poll)

by UW 12/5/18, at #1 Gonzaga 81, UW 79

Played a Defending National Champion

by UW 11/24/08, Kansas 73, UW 54 in Kansas City, Mo.

Played in the NCAA Tournament

by UW 2011, Advanced to Round of 32

Played in the NIT Postseason Tournament

by UW 2018, Lost to Saint Mary's 85-81, 3/19/18 in Second Round

Registered a Winning Season

by UW 2018 (21-13) (Coach Mike Hopkins)

2018-19 UW MEN'S BASKETBALL – COACH MIKE HOPKINS - RECORD: 28-16 (2Y)

COACH MIKE HOPKINS (2ND YEAR)

Mike Hopkins took over the helm of the University of Washington men's basketball program prior to the 2017-18 season and immediately made his mark. He led the Huskies to their first 20-win season since 2011-12 as the Dawgs went 21-13 and 10-8 in Pac-12 play.

In his first year, Hop was named the Pac-12 Coach of the Year becoming just the sixth coach in league history to earn the honor in their first year at their institution and first since 2006-07. He also picked up NABC District 21 Coach of the Year honors.

Hopkins led a team that went from 9-22 to 21-13 with almost entirely the same roster and helped guide Matisse Thybulle to Pac-12 Defensive Player of the Year honors, the first Dawg to earn the award. Noah Dickerson was named to the All-Pac-12 First Team while freshman Jaylen Nowell picked up All-Pac-12 Honorable Mention and All-Pac-12 freshman team accolades. Thybulle was also named to the All-Pac-12 Defensive Team.

Washington made history in Hopkins' first year as the Huskies defeated No. 2 Kansas in Kansas City marking their first-ever win over a top-2 team away from Seattle in program history. Additionally, it was the sixth win over a top-2 opponent in UW history, regardless of place. During the season, Washington also picked up a road win at USC, its first since 2012.

On the weekend of Feb 1-3, Washington knocked off back-to-back ranked opponents in No. 25 Arizona State and No. 9 Arizona at home, making it the first time since the 2006-07 season that the Dawgs have defeated ranked teams at home in back-to-back games.

The Dawgs also started Pac-12 play at 7-3 after going 2-16 in 2016-17. Over the last 40 seasons, only two league schools began its conference slate 7-3 or better the season after having no more than two conference victories. Stanford started 1993-94 with a 6-3 record after going 2-16 in 1992-93.

In year one for Hop, Washington also saw two student-athletes reach 1,000 career points in Noah Dickerson and David Crisp and saw Matisse Thybulle set the single-season and career record for steals.

Hopkins came to Washington from Syracuse University, where he spent 22 seasons alongside Hall of Fame coach Jim Boeheim. In 2015 Syracuse named him head coach designate, set to take over the Orange program after Boeheim's retirement following the 2017-18 season.

"I'm extremely excited to welcome Mike and his family to Seattle," UW Athletic Director Jennifer Cohen said. "His resume and reputation within the basketball community made him stand out to us, but ultimately it was his vision for Washington, his passion for teaching and developing student-athletes and his close alignment with the core values of our institution and department that made it more than clear that he was the right fit for us."

Hopkins, 49, had been a member of the Syracuse Orange coaching staff since 1995 and will be the 19th head coach in Washington Basketball history.

"The University of Washington is such a unique place, with a world-class University, an exciting basketball history and unbelievable fan support," Hopkins said. "Together, I believe we can build something very special in Seattle, and I can't wait to get started."

During his time in New York, Syracuse advanced to postseason play in all but one year. He was a part of 16 NCAA Tournament appearances, including the 2003 National Championship, four Final Fours, five Elite Eights and 10 Sweet 16s, along with four NIT berths. Additionally, Syracuse never dipped below a .550 record while Hopkins was on staff.

"I can't express enough thanks to Coach Boeheim for so many years of mentorship and guidance," Hopkins said. "The timing is right for me and my family to make this move."

With the Orange, Hopkins spent his time in New York heavily involved in recruiting and overseeing the development of the SU guards before switching to overseeing the posts during the last four years. He played a key role in the recruitment and success of Carmelo Anthony, Rakeem Christmas, Johnny Flynn, Jason Hart, Gerry McNamara, Andy Rautins and many more who all were able to pursue professional basketball careers either in the NBA or overseas. Additionally, six players earned consensus All-American honors while Hopkins was on staff.

The Syracuse alum not only made an impact with the Orange, but he also played a major role in the success of Team USA Basketball. Hopkins has been a court coach for nine various Team USA staffs which have gone on to win six championships.

He first started with the 21-and-under team in 2000 and 2001 helping with player evaluation for the club that went on to win gold. In 2006, he was with the Senior Men's team before rejoining the staff in 2010 where he travelled with the team en route to their World Championship Title in Turkey.

Hopkins was named the co-coach of the USA Basketball Select Team in 2012 and helped the squad prepare for the Olympics in London, where he served as a court coach as USA won gold. Most recently he played a role in gold medal finishes at the 2014 World Championships and the 2016 Summer Olympics.

As a student-athlete himself, Hopkins became the Orange's starting shooting guard his junior year en route to the team winning the 1992 Big East Championship. Outside of playing 111 career games in the Carrier Dome, he was also named team captain as a senior en route to averaging 9.2 points and 3.7 rebounds.

Hopkins went on to play in the Continental Basketball Association before ending his professional career after stints in the Netherlands and Turkey. Prior to his collegiate experience. The San Mateo, California native, was a member of the 1987 California State Championship team with Mater Dei High School where he played alongside LeRon Ellis.

Hopkins earned his undergraduate degree in speech communications from Syracuse in 1993. He is joined in Seattle by his wife Tricia, and their sons, Michael Griffith Jr. and Grant Richard, and their daughter, Ella Grace.



#1 DAVID CRISP

Senior | Guard | 6-0 | 185

Tacoma, Wash. | Brewster Prep (N.H.) | Rainier Beach HS

Miscellaneous Stats	18-19 Season	Career
Double-figure scoring	4	62
Double-figure rebounding	0	0
Double-doubles	0	1
Triple-doubles	0	0
Led UW in scoring	0	10
Led UW in rebounding	0	0
20+ point games	0	6
30+ point games	0	1

	2018-19 Season High	Career High
Pts	14, EWU, 11/27/18	31, at Utah, 2/11/17
FG	5, EWU, 11/27/18	13, at Utah, 2/11/17
FG ATT.	12 (2) Last: Seattle U, 12/9/18	21, at Utah, 2/11/17
3FG	3, EWU, 11/27/18	5 (2) Last: at Utah, 2/11/17
3FG ATT.	6 (2) Last: San Diego, 11/12/18	12, vs. Providence, 11/16/17
FT	4, vs. Texas A&M, 11/20/18	10, Belmont, 11/10/17
FT ATT.	5 (2) Last: vs. Texas A&M, 11/20/18	11, Belmont, 11/10/17
Reb	7, UC Santa Barbara, 12/2/18	9, Cal Poly, 12/20/16
Asst	7, W. Kentucky, 11/6/18	10, Oregon State, 1/7/17
Blk		2, W. Michigan, 12/18/16
Stl	2 (3) Last: Seattle U, 12/9/18	4 (2) Last: Montana, 12/22/17
Min	36 (2) Last: Seattle U, 12/9/18	50, at Oregon State, 2/10/18

Quick Hitters

- Is one of six players to return that saw action in every game a year ago (Thybulle, Nowell, Timmins, Green, Dickerson)
- Spent a year at Brewster Academy in New Hampshire
- Played on the same AAU team with D. Green (Northwest Panthers) for three years
- Was a child actor/model
- Cousin is Ahmaad Rorie (played at Oregon, now playing at Montana)
- Sophomore class vice president at Clover Park while maintaining a 3.8 gpa

Senior (2018-19)

- Has started in all 10 games averaging 9.1 points in 32.1 minutes ... also averaging 2.8 assists per game
- Scored a season-high 14 points thanks to 3-of-5 shooting from long distance against Eastern Washington
- Dished out seven assists in the season opener against Western Kentucky

Junior (2017-18)

- Started in 33 of 34 games while recording 22 double-figure scoring efforts
- Became the 40th player in UW history to reach 1,000 career points, finishing the year at 1,067
- Also became the 40th player in UW history with 100+ assists in a single season as he finished with 106, which is 36th all time
- Dished out three or more assists in 20 of his 34 games played
- Scored a team-high 19 points against Oregon at home, on 50 percent shooting from the field and knocking down 3 from long distance for the second-straight game
- Led the team in scoring with 18 points against Utah for his second-straight 10+ point game ... he also knocked down four three's for the fourth time
- Opened the season with 16 points thanks to a career-best 10-of-11 from the FT line
- Recorded his sixth career 20+ scoring effort with 24 against Omaha on 8-of-16 shooting from the field, 2-of-8 from 3FG and 6-of-6 from the FT line ... also set a career-best with four steals

Sophomore (2016-17)

- Started in all 31 games season and knocked down at least three 3-pointers 15 times while recording 25 double-digit scoring efforts
- Recorded a career-high 31 points on 13-of-21 shooting from the field at Utah ... also

2018-19 GAME-BY-GAME STATISTICS

Opponent	M	Fg-Fga	3m-3a	Ft-Fta	O-D-Reb	PF	A	TO	B	S	Pts
Western Ky.*	36	4-12	2-6	3-4	0-3-3	2	7	1	0	2	13
at #11 Auburn*	29	4-6	1-3	1-2	0-2-2	1	1	3	0	0	10
San Diego*	32	2-8	1-6	1-2	0-4-4	2	0	3	0	1	6
vs. Santa Clara*	34	3-10	0-3	3-5	1-3-4	1	5	3	0	0	9
vs. Texas A&M*	32	1-6	1-4	4-5	0-3-3	3	4	3	0	0	7
vs. Minnesota*	35	2-7	2-5	2-4	2-2-4	1	1	3	0	1	8
E. Washington*	26	5-7	3-5	1-2	0-1-1	1	2	1	0	1	14
UCSB*	34	2-7	0-3	2-3	1-6-7	1	4	0	0	2	6
at #1 Gonzaga*	31	3-7	1-4	2-2	0-3-3	3	4	2	0	0	9
Seattle*	36	4-12	1-4	2-2	1-3-4	2	1	2	0	2	11

vs. Virginia Tech
Sac. State
CS Fullerton
Washington St.
at Utah
at Colorado
Stanford
California
at Oregon
at Oregon St.
USC
UCLA
at Arizona
at Arizona St.
at Washington St.
Utah
Colorado
at California
at Stanford
Oregon State
Oregon

*-game started
_--team high

- tied his career high with five made from 3-point range
- Notched his first career double-double with 14 points and a career-high 10 assists against Oregon State
- Recorded his fifth-straight double-digit scoring effort with 11 points on 3-of-8 shooting from 3-point range against Washington State
- Registered his fourth-straight double-digit scoring night with 16 points at Seattle which included a career-best 5 from long distance ... also dished out a career-high seven assists
- Posted his third 20-point game against Cal Poly with 21 points (5-of-9 FG, 3-of-5 3FG, 8-of-9 FT) and pulled down a career-high nine rebounds
- Notched 21 points thanks to a career-best eight made shots against Nevada
- Opened the season with four-straight double-digit scoring games capped by 26 points against Long Beach State

Freshman (2015-16)

- Saw action in all 34 games, averaging 21.4 minutes
- Averaged 7.2 points, 2.4 rebounds and 1.6 assists per game
- Had 10 double-figure scoring efforts, including three of the first five games
- Scored a career-best 17 points against Santa Barbara
- Had 13 points and a career-best six rebounds against USC
- Scored 11 points in the second round of the Pac-12 Tournament against Oregon.

CRISP'S CAREER STATS

Year	G-GS	Min-Avg	FG-FGA	Pct	3FG-FGA	Pct	FT-FTA	Pct	OR-DR	R-Avg	PF	FO	Ast	TO	Blk	Stl	Pts-Avg
2015-16	34-0	728-21.4	82-253	.324	51-169	.302	30-45	.667	23-59	82-2.4	62	1	56	41	4	28	245-7.2
2016-17	31-31	1020-32.9	151-367	.411	77-210	.367	48-70	.686	25-73	98-3.2	73	3	97	76	4	17	427-13.8
2017-18	34-33	1177-34.6	135-355	.380	54-189	.286	71-107	.664	16-74	90-2.6	61	1	106	83	2	43	395-11.6
2018-19	10-10	325-32.5	30-82	.366	12-43	.279	21-31	.677	5-30	35-3.5	17	0	29	21	0	9	93-9.3
TOTALS	109-74	3250-29.8	398-1057	.377	194-611	.318	170-253	.672	69-236	305-2.8	213	5	288	221	10	97	1160-10.6

CRISP'S CAREER PAC-12 CONFERENCE STATS

Year	G-GS	Min-Avg	FG-FGA	Pct	3FG-FGA	Pct	FT-FTA	Pct	OR-DR	R-Avg	PF	FO	Ast	TO	Blk	Stl	Pts-Avg
2015-16	18-0	365-20.3	33-122	.270	21-85	.247	12-22	.545	8-29	37-2.1	35	0	29	17	2	15	99-5.5
2016-17	18-18	609-33.8	87-233	.373	40-131	.305	19-30	.633	17-40	57-3.2	46	3	62	48	0	9	233-12.9
2017-18	18-17	627-34.8	73-88	.388	22-94	.234	29-48	.604	9-39	48-2.7	32	1	52	43	1	19	197-10.9
TOTALS	54-33	1601-29.6	193-543	.355	83-310	.268	60-100	.600	34-108	142-2.6	113	4	141	108	3	43	529-9.8

#4 MATISSE THYBULLE

Senior | Guard | 6-5 | 200

Issaquah, Wash. | Eastside Catholic

Miscellaneous Stats	18-19 Season	Career
Double-figure scoring	2	46
Double-figure rebounding	0	2
Double-doubles	0	2
Triple-doubles	0	0
Led UW in scoring	0	6
Led UW in rebounding	1	2
20+ point games	0	1
30+ point games	0	0

	2018-19 Season High	Career High
Pts	18, at #1 Gonzaga, 12/5/18	26, Colorado, 2/17/18
FG	6, at #1 Gonzaga, 12/5/18	8, Colorado 2/17/18
FG ATT.	11, at #1 Gonzaga, 12/5/18	14, at Colorado, 1/20/18
3FG	3 (2) Last: at #1 Gonzaga, 12/5/18	5 (2) Last: vs. #2 Kansas, 12/6/17
3FG ATT.	6 (3) Last: at #1 Gonzaga, 12/5/18	9 (2) Last: UC Davis, 11/26/17
FT	3 (2) Last: at #1 Gonzaga, 12/5/18	6 (2), Colorado, 2/17/18
FT ATT.	6, UC Santa Barbara, 12/2/18	8, California, 2/18/16
Reb	6, W. Kentucky, 11/6/18	11, Arizona State, 2/16/17
Asst	5, at #11 Auburn, 11/9/18	7, vs. Virginia Tech, 11/17/17
Blk	6, W. Kentucky, 11/6/18	6 (2) Last: W. Kentucky, 11/6/18
Stl	6, UC Santa Barbara, 12/2/18	7, BCU, 12/19/17
Min	36, San Diego, 11/12/18	44 (2) Last: vs. Oregon State, 3/7/18

Quick Hitters

- Owns the UW career (232) and single season (101, 2018) steals records
- 2018 Pac-12 Defensive Player of the Year, first in UW history
- Started every game since he arrived on campus with his streak at 109 career games
- Was a member of the Pac-12 All-Star team that went to Australia in the summer of 2016
- Is named after French Impressionist painter Henri Matisse
- Chose the number 4 because its been his number since 4th grade, his birthday is March 4th and also his mom's favorite number was 4
- Was scoring only 2.9 points per game at Skyline before becoming a stand out when he transferred to Eastside Catholic as a junior
- Very good swimmer, had to choose between swimming and basketball at a young age
- Lived in Australia for four years when he was younger, his sister was born there and they moved back when he was in third grade - has dual citizenship

2018-19 (Senior)

- Has started in all 10 games averaging 28.6 minutes, 2.3 blocks and 2.7 steals
- Notched a season-high 18 points at No. 1 Gonzaga while adding four assists
- Scored in double-figures for the first time with 13 points and added six assists against UCSB

2017-18 (Junior)

- Averaged a career-best 11.2 points in 32.3 minutes in 34 games and knocked down at least two from 3-point range in eight of the last 10 games
- Reached double figures 20 times on the year and led UW in scoring five times
- Against Boise State (NIT), scored 18 points on 7-of-11 shooting and added five rebounds, four assists and four steals
- Led the team with 16 points against Oregon St. in the first round of the Pac-12 Tournament on 6-of-13 shooting from the field
- Scored a career-high 26 points against Colorado on 8-of-11 shooting from the field, 4-of-5 from 3-point range and a perfect 6-of-6 from the free throw line ... also added four steals, two assists and two blocks
- Posted back-to-back 18-point scoring efforts for the first time in his career at Colorado and against WSU
- Has registered at least two steals in all but two games including a career-high seven against BCU ... also set a career high in assists with seven vs. Virginia Tech

2018-19 GAME-BY-GAME STATISTICS

Opponent	M	Fg-Fga	3m-3a	Ft-Fta	O-D-Reb	PF	A	TO	B	S	Pts
Western Ky.*	29	3-10	1-6	2-2	1-5-6	4	0	1	6	1	9
at #11 Auburn*	34	3-7	1-4	0-0	0-2-2	2	5	2	2	2	7
San Diego*	36	3-8	0-3	0-0	0-3-3	2	2	1	1	5	6
vs. Santa Clara*	23	0-5	0-4	2-2	0-4-4	2	0	0	2	1	2
vs. Texas A&M*	26	2-5	1-4	2-2	0-0-0	4	1	2	2	4	7
vs. Minnesota*	26	1-2	0-1	0-0	0-3-3	4	1	1	3	1	2
E. Washington*	22	3-6	2-5	0-0	1-2-3	3	2	1	3	2	8
UCSB*	30	5-10	3-6	0-0	1-2-3	5	2	2	1	6	13
at #1 Gonzaga*	33	6-11	3-6	3-3	0-2-2	2	4	0	0	2	18
Seattle*	27	2-6	0-3	2-4	1-2-3	3	3	2	3	3	6
vs. Virginia Tech											
Sac. State											
CS Fullerton											
Washington St.											
at Utah											
at Colorado											
Stanford											
California											
at Oregon											
at Oregon St.											
USC											
UCLA											
at Arizona											
at Arizona St.											
at Washington St.											
Utah											
Colorado											
at California											
at Stanford											
Oregon State											
Oregon											

*-game started

_ -team high

2016-17 (Sophomore)

- Started all 31 games and recorded 16 double-digit scoring efforts while hitting at least one three in all but three outings
- Averaged 10.5 points and 3.1 rebounds while shooting over 40 percent from FG range (.448) and 3-point range (.405)
- Led the team in FT percentage hitting his shots at an 84.1 clip
- Finished the season reaching double figures in five of the last six outings
- Recorded his first career double-double with 15 points and a career-best 11 rebounds against Arizona
- Notched 15 points against Cal Poly on 5-of-7 shooting
- Went 4-of-5 from the field, including 2-of-3 from 3, en route to 12 points against Nevada
- Set a career-high in the season opener with 20 points on 6-of-7 shooting from the field against Yale and also knocked down a career-best six blocks
- Followed that up with back-to-back 15-point showings against Cal State Fullerton and Northern Arizona

2015-16 (Freshman)

- Started all 34 games and averaged 6.2 points and 3.2 rebounds

THYBULLE'S CAREER STATS

Year	G-GS	Min-Avg	FG-FGA	Pct	3FG-FGA	Pct	FT-FTA	Pct	OR-DR	R-Avg	PF	FO	Ast	TO	Blk	Stl	Pts-Avg
2015-16	34-34	820-24.1	71-179	.397	34-93	.366	35-49	.714	38-71	109-3.2	111	9	55	47	32	39	211-6.2
2016-17	31-31	925-29.8	117-261	.448	53-131	.405	37-44	.841	25-71	96-3.1	90	4	55	63	22	65	324-10.5
2017-18	34-34	1098-32.3	141-317	.445	58-159	.365	40-56	.714	29-70	99-2.9	80	2	89	76	49	101	380-11.2
2018-19	10-10	286-28.6	28-70	.400	11-42	.262	11-13	.846	4-25	29-2.9	31	1	20	12	23	27	78-7.8
TOTALS	109-109	3129-28.7	357-827	.432	156-425	.367	123-162	.759	96-237	333-3.1	312	16	219	198	126	232	993-9.1

THYBULLE'S CAREER PAC-12 STATS

Year	G-GS	Min-Avg	FG-FGA	Pct	3FG-FGA	Pct	FT-FTA	Pct	OR-DR	R-Avg	PF	FO	Ast	TO	Blk	Stl	Pts-Avg
2015-16	18-18	481-26.7	43-108	.398	22-59	.373	25-34	.735	18-41	59-3.3	62	6	28	26	16	22	133-7.4
2016-17	18-18	573-31.8	70-169	.414	31-87	.356	14-17	.824	14-46	60-3.3	52	1	30	35	10	39	185-10.3
2017-18	18-18	587-32.6	70-153	.458	32-76	.421	19-29	.655	18-38	56-3.1	48	1	42	35	22	49	191-10.6
TOTALS	54-54	1641-30.4	183-430	.426	85-222	.383	58-80	.725	50-75	176-3.3	162	8	100	96	48	110	509-9.4

#5 JAYLEN NOWELL

Sophomore | Guard | 6-4.5 | 200

Seattle, Wash. | Garfield HS

Miscellaneous Stats	18-19 Season	Career
Double-figure scoring	9	39
Double-figure rebounding	0	0
Double-doubles	0	0
Triple-doubles	0	0
Led UW in scoring	5	19
Led UW in rebounding	2	4
20+ point games	3	13
30+ point games	1	2

	2018-19 Season High	Career High
Pts	32, vs. Santa Clara, 11/18/18	32 (2) Last: vs. Santa Clara, 11/18/18
FG	11, vs. Santa Clara, 11/18/18	12, Belmont, 11/10/17
FG ATT.	18, at #1 Gonzaga, 12/5/18	20, at Oregon State, 2/10/18
3FG	4, vs. Santa Clara, 11/18/18	4 (2) Last: vs. Santa Clara, 11/18/18
3FG ATT.	7, at #1 Gonzaga, 12/5/18	same
FT	6, vs. Santa Clara, 11/18/18	13, at California, 2/24/18
FT ATT.	8, vs. Santa Clara, 11/18/18	14, at California, 2/24/18
Reb	9 (2) Last: Seattle U, 12/9/18	9 (4) Last: Seattle U, 12/9/18
Asst	7, EWU, 11/27/18	same
Blk	1 (2) Last: Seattle U, 12/9/18	3, BCU, 12/19/17
Stl	3, San Diego, 11/12/18	6, vs. Providence, 11/16/17
Min	38, at #1 Gonzaga, 12/5/18	44, at Oregon State, 2/10/18

2018-19 (Sophomore)

- Has started in all 10 games and is leading the team averaging 18.8 points and 3.4 assists
- Recorded his third 20+ scoring effort of the season with a team-high 26 points at No. 1 Gonzaga on 10-of-18 shooting while adding six assists
- Nearly recorded a trip double against Eastern Washington with nine rebounds, eight points and a career-high seven assists
- Posted his 12th career 20+ scoring effort against Minnesota with 22 points
- Tied his career high with 32 points on 11-of-15 shooting including a 4-of-6 clip from long distance against Santa Clara
- Led the team in scoring at No. 11 Auburn with 16 points and against San Diego with 18 points

2017-18 (Freshman)

- Led the team in scoring with 16.0 ppg while also shooting 45.1 percent from the field ... started in 32 of 34 games
- His 545 points rank fourth on UW's freshman record list behind Markelle Fultz (579), Tony Wroten (559) and Dejounte Murray (548)
- Reached double-figure scoring in 30 of 34 games played
- Posted 10 games of 20 or more points and one 30+ point game while leading UW in scoring 14 times
- Had a streak of double-digit scoring for 16-straight games
- Posted 14 points and three assists at Saint Mary's in the NIT
- Led the team with 25 points on 50 percent shooting from the field and a perfect 6-of-6 from the FT line against Boise State in the first round of the NIT also added six rebounds and four assists
- Recorded his ninth 20-point with 23 points at California on 4-of-10 from FG range and 13-14 from the FT line
- Led the team with 18 points and added eight rebounds along with five assists, one shy of his career high at Stanford
- Posted his eighth 20+ scoring game with 23 on 10-of-20 shooting from the field at Oregon State
- Knocked in his seventh 20+ scoring effort against Stanford on 5-of-13 shooting from the field and a 9-of-10 mark from the FT line
- Led the team with 20 points on 6-of-9 shooting from the field against California ... also went 2-of-3 from 3-point range and 6-of-8 from the FT line while adding five rebounds and two steals

2018-19 GAME-BY-GAME STATISTICS

Opponent	M	Fg-Fga	3m-3a	Ft-Fta	O-D-Reb	PF	A	TO	B	S	Pts
Western Ky.*	36	7-15	1-3	2-2	0-3-3	3	3	0	0	1	17
at #11 Auburn*	29	7-9	2-2	0-2	0-3-3	2	2	6	0	0	16
San Diego*	33	6-11	2-5	4-5	1-1-2	1	3	1	1	3	18
vs. Santa Clara*	35	11-15	4-6	6-8	1-3-4	2	2	3	0	2	32
vs. Texas A&M*	30	4-9	1-2	5-7	4-1-5	4	1	3	0	0	14
vs. Minnesota*	36	9-15	1-2	3-4	2-2-4	3	2	5	0	1	22
E. Washington*	30	3-7	0-3	2-4	1-8-9	1	7	4	0	0	8
UCSB*	37	6-11	1-2	4-6	1-3-4	1	5	3	0	0	17
at #1 Gonzaga*	38	10-18	2-7	4-4	1-2-3	1	6	1	0	1	26
Seattle*	36	7-13	1-2	3-4	2-7-9	2	3	5	1	0	18
vs. Virginia Tech											
Sac. State											
CS Fullerton											
Washington St.											
at Utah											
at Colorado											
Stanford											
California											
at Oregon											
at Oregon St.											
USC											
UCLA											
at Arizona											
at Arizona St.											
at Washington St.											
Utah											
Colorado											
at California											
at Stanford											
Oregon State											
Oregon											

*-game started
 _-team high

- Recorded a career-high six assists and added 16 points in a win at USC
- Recorded his fifth 20+ scoring effort of the season against LMU as he led the team with 21 points
- Scored 17 points against No. 2 Kansas while recording two steals
- Led the team in rebounding with six against Omaha and added 14 points
- Started three-straight 20+ scoring efforts with 21 vs. Virginia Tech, followed by 25 against Seattle U and 21 against UC Davis
- Recorded career-high six steals vs. Providence
- Opened his freshman career with 32 points, setting the UW freshman debut record on 12-of-18 shooting while adding five rebounds

High School

- A four-star guard who spent his high school career in Seattle at Garfield HS
- An active member with Team USA Basketball earning the gold medal at the 2015 FIBA Americas U16 Championship
- A member of the 2016 USA U17 World Championship training camp and was part of the 2015-16 USA Men's Junior National team
- As a junior at Garfield, led a stacked team with 17.4 ppg and added 4.1 rpg and 2.4 app en route to earning USA Today All-Washington second-team honors
- Led the team as a sophomore putting up 23.5 ppg and 6.1 rpg in 29 outings helping Garfield win the Class 3A KingCo Championship
- Named to the AP All-Washington Class 3A first team, the Seattle Times All-Metro

NOWELL'S CAREER STATS

Year	G-GS	Min-Avg	FG-FGA	Pct	3FG-FGA	Pct	FT-FTA	Pct	OR-DR	R-Avg	PF	FO	Ast	TO	Blk	Stl	Pts-Avg
2017-18	34-32	1106-32.5	203-450	.451	39-111	.351	100-125	.800	33-102	135-4.0	96	4	92	85	9	36	545-16.0
2018-19	10-10	340-34.0	70-123	.569	15-34	.441	33-46	.717	13-33	46-4.6	20	0	34	31	2	8	188-18.9
TOTALS	44-42	1446-32.8	273-573	.476	54-145	.372	133-171	.778	46-135	181-4.1	116	4	126	116	11	44	733-16.7

NOWELL'S CAREER PAC-12 STATS

Year	G-GS	Min-Avg	FG-FGA	Pct	3FG-FGA	Pct	FT-FTA	Pct	OR-DR	R-Avg	PF	FO	Ast	TO	Blk	Stl	Pts-Avg
2017-18	18-17	591-32.8	102-242	.421	21-63	.333	52-67	.776	21-60	81-4.5	57	2	46	52	2	14	277-15.4
TOTALS	18-17	591-32.8	102-242	.421	21-63	.333	52-67	.776	21-60	81-4.5	57	2	46	52	2	14	277-15.4

#11 NAHZIAH 'NAZ' CARTER

Sophomore | Forward | 6-6 | 205

Rochester, N.Y. | Bishop Kearney

Miscellaneous Stats	18-19 Season	Career
Double-figure scoring	3	10
Double-figure rebounding	0	0
Double-doubles	0	0
Triple-doubles	0	0
Led UW in scoring	1	1
Led UW in rebounding	0	0
20+ point games	0	0
30+ point games	0	0

	2018-19 Season High	Career High
Pts	16, at #11 Auburn, 11/9/18	17, at Stanford, 2/22/18
FG	4 (3) Last: EWU, 11/27/18	5 (3) Last: vs. Saint Mary's - NIT, 3/19/18
FG ATT.	9, vs. Texas A&M, 11/20/18	10, at Stanford, 2/22/18
3FG	1 (4) Last: Seattle U, 12/9/18	4, vs. Saint Mary's - NIT, 3/19/18
3FG ATT.	4, W. Kentucky, 11/6/18	4 (3) Last: vs. Saint Mary's - NIT, 3/19/18
FT	7, at #11 Auburn, 11/9/18	same
FT ATT.	9, at #11 Auburn, 11/9/18	same
Reb	7, vs. Santa Clara, 11/18/18	same
Asst	2, San Diego, 11/12/18	2 (6) Last: San Diego, 11/12/18
Blk	1 (3) Last: UC Santa Barbara, 12/2/18	2, vs. Saint Mary's - NIT, 3/19/18
Stl	2, at #11 Auburn, 11/9/18	3, LMU, 12/17/17
Min	24 (2) Last: vs. Santa Clara, 11/18/18	26, Kennesaw State, 11/28/17

2018-19 (Sophomore)

- Seen action all nine games and has already posted three double-digit scoring efforts ... only had seven in 34 games as a freshman
- Shot 50 percent from the field for 11 points and added five rebounds against Eastern Washington
- Set a career high with seven rebounds against Santa Clara
- Added 11 points against San Diego in 19 minutes on 50 percent shooting from the field (4-of-8)
- Scored 16 points off the bench in 24 minutes at No. 11 Auburn including a career-best 7-of-9 from the free throw line

2017-18 (Freshman)

- Saw action in all 34 games, averaging 14.2 minutes
- Posted 14 points with a career-best 4-of-4 mark from 3-point range at Saint Mary's in the second round of the NIT ... also added a career-best tying two blocks
- Scored a career-high 17 points on 5-of-10 shooting from the field including a 2-of-4 mark from 3-point range and 5-of-7 from the FT line at Stanford
- Scored 10 points on 4-of-6 shooting from the field at OSU while adding three rebounds and two steals
- Registered 11 points on 3-of-7 FG shooting including a 4-of-6 FT mark against Washington State
- Scored 10 points on 4-of-6 shooting and a career-best 2 made from long distance against California
- Has knocked down at least one -pointer in 12 of his 34 games
- Recorded his second double-digit scoring effort with 11 points on perfect shooting from the field (5-of-5 FG, 1-of-1 3FG) against Bethune-Cookman
- Set career-highs with 12 points on 3-of-7 shooting vs. Virginia Tech in New York

High School

- Ranked 29th in the country at the shooting guard position by Scout.com ... also the No. 2 SG from the state of NY in the Class of 2017
- on the 2017 Nike EYBL circuit, helped the New York City Rocks to 10 wins en route to earning a spot for the team at the Peach Jam
- in 16 games at the EYBL, averaged 12.7 points on 55 percent shooting from the field, while also pulling down 4.0 rebounds and dishing out 1.7 assists in 18.3 minutes per outing

2018-19 GAME-BY-GAME STATISTICS

Opponent	M	Fg-Fga	3m-3a	Ft-Fta	O-D-Reb	PF	A	TO	B	S	Pts
Western Ky.	11	2-7	0-4	0-0	1-0-1	1	0	0	0	0	4
at #11 Auburn	24	4-7	1-2	7-9	0-2-2	2	0	1	1	2	16
San Diego	19	4-8	1-2	2-2	1-0-1	2	2	0	0	0	11
vs. Santa Clara	24	3-5	1-1	2-4	2-5-7	1	1	1	0	1	9
vs. Texas A&M	18	3-9	0-2	2-2	2-1-3	1	1	1	0	0	8
vs. Minnesota	21	0-2	0-1	2-2	0-2-2	3	0	1	1	0	2
E. Washington	23	4-8	0-2	3-5	3-2-5	1	1	1	0	0	11
UCSB	19	1-4	0-1	1-2	1-1-2	3	0	0	1	0	3
at #1 Gonzaga	11	0-1	0-1	0-0	0-1-1	0	0	0	0	0	0
Seattle	17	2-5	1-1	0-0	0-1-1	1	0	3	0	1	5
vs. Virginia Tech											
Sac. State											
CS Fullerton											
Washington St.											
at Utah											
at Colorado											
Stanford											
California											
at Oregon											
at Oregon St.											
USC											
UCLA											
at Arizona											
at Arizona St.											
at Washington St.											
Utah											
Colorado											
at California											
at Stanford											
Oregon State											
Oregon											

*-game started
_ -team high

- As a 16-year old on the EYBL in a league that included 18-year olds, averaged 10.7 ppg while shooting 59.2 percent from the field and 46.4 percent from 3-point range
- In the summer prior to his senior year, led the Rochester Boys Team to the New York Summer Hoops Festival Championship while also taking home the slam dunk contest title
- Attended Bishop Kearney HS and was coached by Kevin Goode
- Averaged 15.1 points per game as a junior and improved on that during his final season as he put up 19.1 ppg and added 3.0 rebounds and 1.6 assists

CARTER'S CAREER STATS

Year	G-GS	Min-Avg	FG-FGA	Pct	3FG-FGA	Pct	FT-FTA	Pct	OR-DR	R-Avg	PF	FO	Ast	TO	Blk	Stl	Pts-Avg
2017-18	34-1	484-14.2	61-130	.469	18-44	.409	34-55	.618	15-42	57-1.7	54	1	18	33	12	26	174-5.1
2018-19	10-0	187-18.7	23-55	.418	4-17	.235	19-26	.731	10-15	25-2.5	15	0	5	8	3	4	69-6.9
TOTALS	44-1	671-15.3	84-185	.454	22-61	.361	53-81	.654	25-57	82-1.9	69	1	23	41	15	30	238-5.5

CARTER'S CAREER PAC-12 STATS

Year	G-GS	Min-Avg	FG-FGA	Pct	3FG-FGA	Pct	FT-FTA	Pct	OR-DR	R-Avg	PF	FO	Ast	TO	Blk	Stl	Pts-Avg
2017-18	18-0	234-13.0	30-68	.441	5-20	.250	20-30	.667	6-21	27-1.5	24	0	10	19	4	13	85-4.7
TOTALS	18-0	234-13.0	30-68	.441	5-20	.250	20-30	.667	6-21	27-1.5	24	0	10	19	4	13	85-4.7

#13 HAMEIR WRIGHT

Sophomore | Forward | 6-9 | 215

Albany, N.Y. | Albany Academy

Miscellaneous Stats	18-19 Season	Career
Double-figure scoring	0	2
Double-doubles	0	0
Triple-doubles	0	0
Led UW in scoring	0	0
Led UW in rebounding	0	0
Led UW in assists	0	1
20+ point games	0	0
30+ point games	0	0

	2018-19 Season High	Career High
Pts	9, San Diego, 11/12/18	12, Kennesaw State, 11/28/17
FG	3, San Diego, 11/12/18	4 (2) Last: Montana, 12/22/17
FG ATT.	8, vs. Texas A&M, 11/20/18	9, at California 2/24/18
3FG	1 (3) Last: at #1 Gonzaga, 12/5/18	3, Kennesaw State, 11/28/17
3FG ATT.	3 (2) Last: at #1 Gonzaga, 12/5/18	5, at California, 2/24/18
FT	4, vs. Santa Clara, 11/18/18	same
FT ATT.	4 (2) Last: UC Santa Barbara, 12/2/18	5, Oregon State, 3/1/18
Reb	8, vs. Texas A&M, 11/20/18	8 (2) Last: vs. Texas A&M, 11/20/18
Asst	3, vs. Texas A&M, 11/20/18	4, California, 1/11/18
Blk	4, vs. Texas A&M, 11/20/18	4 (2) Last: vs. Texas A&M, 11/20/18
Stl	2, vs. Texas A&M, 11/20/18	2 (3) Last: vs. Texas A&M, 11/20/18
Min	36, vs. Texas A&M, 11/20/18	same

2018-19 (Sophomore)

- Has seen action in all 10 games including five starts, the first of his career
- Set or tied career highs in rebounds (8), blocks (4), steals (2) and minutes (36) against Texas A&M at the Vancouver Showcase
- Posted a season-high nine points and added six rebounds against San Diego

2017-18 (Freshman)

- Saw action in 33 games as a freshman off the bench, averaging 14.9 minutes per game
- Averaged 2.6 points and 2.7 rebounds while adding 36 blocks, which ranked second on the team
- Dished out a career-high four assists against California in 23 minutes while adding one block and one steal and four rebounds
- Pulled down a career-high eight rebounds against LMU while adding five points in a career-high 30 minutes
- Added six rebounds against No. 2 Kansas while adding a career high three blocks
- Pulled down six rebounds while adding eight points against Omaha
- Knocked in 4-of-5 from the field and went a perfect 3-of-3 from long-distance against Kennesaw State en route to 12 points and recorded four rebounds

Quick Hitters

- A four-star player who attended the Albany Academy
- Named the 2017 Gatorade New York Player of the Year and was a two-time Class A Player of the Year in NY as both a junior and a senior
- As a senior, averaged 16.7 points, 9.1 rebounds, 3.0 assists and 1.9 blocks per game while leading his squad to the Class A Federation Tournament Championship
- Was also named the MVP of the Federation Championships as a junior
- Teammates with Nahziah Carter on the Albany Rocks team before he spent the last summer with the PSA Cardinals
- On the 2017 Nike EYBL circuit, averaged 4.1 rebounds in 11 games which ranked second on his squad

2018-19 GAME-BY-GAME STATISTICS

Opponent	M	Fg-Fga	3m-3a	Ft-Fta	O-D-Reb	PF	A	TO	B	S	Pts
Western Ky.	17	1-2	0-1	0-0	1-2-3	4	1	1	1	0	2
at #11 Auburn	19	0-1	0-0	1-2	0-3-3	1	0	1	2	1	1
San Diego	29	3-6	1-2	2-2	2-4-6	3	1	3	3	0	9
vs. Santa Clara*	16	0-4	0-2	4-4	0-2-2	5	1	0	2	0	4
vs. Texas A&M	36	1-8	1-3	1-2	3-5-8	4	3	0	4	2	4
vs. Minnesota**	22	1-4	0-2	0-0	1-2-3	4	1	0	2	0	2
E. Washington	16	0-2	0-1	0-0	0-4-4	2	1	2	2	0	0
UCSB*	23	0-3	0-2	3-4	2-2-4	4	1	3	1	0	3
at #1 Gonzaga*	14	2-4	1-3	0-0	0-1-1	5	1	1	1	0	5
Seattle*	14	0-2	0-1	0-0	0-2-2	1	0	0	0	0	0
vs. Virginia Tech											
Sac. State											
CS Fullerton											
Washington St.											
at Utah											
at Colorado											
Stanford											
California											
at Oregon											
at Oregon St.											
USC											
UCLA											
at Arizona											
at Arizona St.											
at Washington St.											
Utah											
Colorado											
at California											
at Stanford											
Oregon State											
Oregon											

*-game started
 _-team high

WRIGHT'S CAREER STATS

Year	G-GS	Min-Avg	FG-FGA	Pct	3FG-FGA	Pct	FT-FTA	Pct	OR-DR	R-Avg	PF	FO	Ast	TO	Blk	Stl	Pts-Avg
2017-18	33-0	491-14.9	31-84	.369	10-37	.270	13-32	.406	19-70	89-2.7	67	2	21	25	36	14	85-2.6
2018-19	10-5	206-20.6	8-36	.222	3-17	.176	11-14	.786	9-27	36-3.6	33	2	10	11	18	3	30-3.0
TOTALS	43-5	697-16.2	39-120	.325	13-54	.240	24-46	.522	28-97	125-2.9	100	4	31	36	54	17	115-2.7

WRIGHT'S CAREER PAC-12 CONFERENCE STATS

Year	G-GS	Min-Avg	FG-FGA	Pct	3FG-FGA	Pct	FT-FTA	Pct	OR-DR	R-Avg	PF	FO	Ast	TO	Blk	Stl	Pts-Avg
2017-18	17-0	251-14.8	14-45	.311	3-19	.158	4-15	.267	11-32	43-2.5	33	2	12	13	15	6	35-2.1
TOTALS	17-0	251-14.8	14-45	.311	3-19	.158	4-15	.267	11-32	43-2.5	33	2	12	13	15	6	35-2.1

#15 NOAH DICKERSON

Senior | Forward | 6-8 | 245

Atlanta, Ga. | Montverde Academy (Fla.)

Miscellaneous Stats	18-19 Season	Career
Double-figure scoring	9	69
Double-figure rebounding	1	19
Double-doubles	1	17
Triple-doubles	0	0
Led UW in scoring	4	19
Led UW in rebounding	6	51
20+ point games	3	15
30+ point games	0	0

	2018-19 Season High	Career High
Pts	28, vs. Minnesota, 11/21/18	28 (3) Last: vs. Minnesota, 11/21/18
FG	9, vs. Minnesota, 11/21/18	10 (4) Last: Oregon State, 3/1/18
FG ATT.	19, vs. Texas A&M, 11/20/18	same
3FG		2, #12 Gonzaga, 12/10/17
3FG ATT.		2, #12 Gonzaga, 12/10/17
FT	10 (3) Last: UC Santa Barbara, 12/2/18	12, at Oregon State, 2/10/18
FT ATT.	17, vs. Texas A&M, 11/20/18	same
Reb	17, vs. Texas A&M, 11/20/18	22, EWU, 11/12/17
Asst	2, vs. Texas A&M, 11/20/18	5, vs. #2 Kansas, 12/6/17
Blk	2 (3) Last: UC Santa Barbara, 12/2/18	3 (3) Last: at Seattle, 12/22/16
Stl	4, vs. Santa Clara, 11/18/18	same
Min	35, UC Santa Barbara, 12/2/18	40, at Oregon State, 2/10/18

Quick Hitters

- Is the Huskies returning leading rebounder averaging 8.4 a year ago
- Has a twin brother, Jordan, who is six inches shorter than him
- Originally committed to Florida but got his release once Billy Donovan left UF

2018-19 (Senior)

- Averaging 16.4 points per game ... has reached double figures in nine of 10 games including three 20-point efforts
- Led the team in scoring (22) and rebounding (8) against UCSB
- Recorded back-to-back 20 point outings at the Vancouver Showcase with 24 points against Texas A&M and a career-high tying 28 against Minnesota
- Against Texas A&M, recorded his sixth career 20/10 double-double as he added a career-high 17 rebounds to go with 24 points

2017-18 (Junior)

- Started in 33 of 34 games played and was second on the team in scoring at 15.5 ppg
- Became the 39th player in UW history to reach 1K career points and currently sits at 1,165 career points which ranks 29th on UW's scoring list
- Earned All-Pac-12 First Team Honors
- Reached double figure scoring 28 times in 34 games played while also posting 10 double-doubles ... 10 of his 16 career double-doubles came this season
- Led UW in rebounding 21 times and in scoring 11 times while also posting eight 20+ scoring efforts
- Shot 78.6 percent from the FT line going 169-215 from the charity stripe
- Posted eight straight double digit scoring efforts to close the year including two 20+ point showings
- Finished the season with 22 points and nine rebounds on 8-of-11 shooting from the field at Saint Mary's in the second round of the NIT
- Scored 16 points and recorded nine rebounds at California
- Posted his ninth double-double of the season and second-straight with 14 points and a team-high 13 rebounds at Stanford
- Added his eighth double-double of the season with 14 points and 10 rebs against Colorado
- Tied his career high with 28 points and added 12 rebounds at OSU
- Posted his third double-double in six games with team highs of 14 points and 11 rebounds at Oregon
- Recorded his second-straight 20-point game with 25 against No. 9 Arizona
- Registered his second 20/10 double-double with 21 points and 16 rebounds against

2018-19 GAME-BY-GAME STATISTICS

Opponent	M	Fg-Fga	3m-3a	Ft-Fta	O-D-Reb	PF	A	TO	B	S	Pts
Western Ky.*	23	6-8	0-0	6-8	1-5-6	4	0	2	2	0	18
at #11 Auburn*	17	6-10	0-0	0-0	3-2-5	5	0	5	0	1	12
San Diego*	28	5-13	0-0	6-6	4-4-8	2	1	0	0	1	16
vs. Santa Clara*	28	2-5	0-0	7-9	1-4-5	3	1	7	2	4	11
vs. Texas A&M*	31	7-19	0-0	10-17	11-6-17	2	2	2	0	0	24
vs. Minnesota*	32	9-11	0-0	10-13	1-6-7	3	1	5	0	0	28
E. Washington	11	3-6	0-0	1-2	2-1-3	2	0	1	0	1	7
UCSB*	35	6-8	0-0	10-13	0-8-8	1	0	4	2	1	22
at #1 Gonzaga*	26	4-9	0-0	5-6	3-4-7	5	0	5	1	2	13
Seattle*	25	4-6	0-0	5-6	3-3-6	3	1	0	0	2	13
vs. Virginia Tech											
Sac. State											
CS Fullerton											
Washington St.											
at Utah											
at Colorado											
Stanford											
California											
at Oregon											
at Oregon St.											
USC											
UCLA											
at Arizona											
at Arizona St.											
at Washington St.											
Utah											
Colorado											
at California											
at Stanford											
Oregon State											
Oregon											

*-game started
 _-team high

No. 25 Arizona State

- Recorded his fourth double-double of the season with 10 points and 14 rebounds at Colorado
- His career-high 22 rebounds against Eastern Wash., are the second most by anyone in the NCAA this season and his 28 points also set a career high
- Had his second double-double of the season against UC Davis with 18pts/11 rebs
- Registered another 20+ scoring effort with 24 against Kennesaw State
- Led the team in scoring and rebounding for the second time this season with 17 points (7-of-8 FG, 3-of-3 FT) and seven rebounds at USC

2016-17 (Sophomore)

- Played in all 31 games while starting in 27 ... averaged 12.5 points and 8.2 rebounds per game overall while putting up 12.6 ppg and 7.8 rpg in Pac-12 action
- Averaged 16.2 points and 8.2 rebounds over the Huskies' final 11 games
- Had 10+ rebounds eight times, after recording 10 or more just once as a freshman
- Moved into the starting lineup against Western Michigan and went on to finish the season with six total double doubles
- Led the team in scoring with back-to-back 20+ scoring games at #3 UCLA (23 pts/15 rebs) and at USC (27 pts/8 rebs) to close out the regular season
- Notched 19 points on 8-of-12 shooting from the field against Washington State and added six rebounds

DICKERSON'S CAREER STATS

Year	G-GS	Min-Avg	FG-FGA	Pct	3FG-FGA	Pct	FT-FTA	Pct	OR-DR	R-Avg	PF	FO	Ast	TO	Blk	Stl	Pts-Avg
2015-16	33-25	736-22.3	93-199	.467	0-1	---	63-101	.624	59-113	172-5.2	114	5	10	46	21	26	249-7.5
2016-17	31-27	842-27.2	146-267	.547	1-9	.111	96-142	.676	83-170	253-8.2	98	4	24	45	14	15	389-12.5
2017-18	34-33	915-26.9	178-313	.569	2-5	.400	169-215	.786	93-191	284-8.4	114	8	30	77	19	23	527-15.5
2018-19	10-9	256-25.6	52-95	.547	0-0	---	60-80	.750	29-43	72-7.2	30	2	6	31	7	12	164-16.4
TOTALS	108-94	2749-25.5	469-874	.537	3-15	.200	388-538	.721	264-517	781-7.2	354	19	70	199	61	76	1329-12.3

DICKERSON'S CAREER PAC-12 CONFERENCE STATS

Year	G-GS	Min-Avg	FG-FGA	Pct	3FG-FGA	Pct	FT-FTA	Pct	OR-DR	R-Avg	PF	FO	Ast	TO	Blk	Stl	Pts-Avg
2015-16	18-13	418-23.2	53-116	.457	0-0	---	33-47	.702	28-59	87-4.8	56	3	4	23	9	14	139-7.7
2016-17	18-18	494-27.4	89-160	.556	0-3	---	49-82	.598	50-91	141-7.8	51	1	11	26	10	8	227-12.6
2017-18	18-17	505-28.1	98-182	.538	0-2	---	81-98	.827	47-110	157-8.7	59	4	15	38	9	12	277-15.4
TOTALS	54-48	1417-26.2	240-458	.524	0-5	---	163-227	.718	125-260	385-7.1	166	8	30	87	28	34	643-11.9

#20 QUIN BARNARD

Junior | Guard | 6-0 | 175

Bellevue, Wash. | O'Dea

Miscellaneous Stats	18-19 Season	Career
Double-figure scoring	0	0
Double-figure rebounding	0	0
Double-doubles	0	0
Triple-doubles	0	0
Led UW in scoring	0	0
Led UW in rebounding	0	0
20+ point games	0	0
30+ point games	0	0

2018-19 Season High

Career High

Pts	
FG	
FG ATT.	
3FG	
3FG ATT.	
FT	
FT ATT.	
Reb	
Asst	
Blk	
Stl	
Min	

Quick Hitters

- Was a walk-on during the 2016-17 season, sat out the 2017-18 season and was welcomed back in the 2018-19 season
- Completed his high school career at O'Dea with over 1,300 career points
- Helped O'Dea to an appearance in the state championship game and a second-place 3A finish
- Averaged 16.5 points per game as a senior while helping the Fighting Irish to a 22-8 record and an 11-4 mark in district action en route to earning all-Metro team honors for the second-straight year
- Was a third-team All-Metro Team selection as a junior after averaging 18.8 points per game

2018-19 GAME-BY-GAME STATISTICS

Opponent	M	Fg-Fga	3m-3a	Ft-Fta	O-D-Reb	PF	A	TO	B	S	Pts
Western Ky.		--DNP, coaches decision--									
at #11 Auburn		--DNP, coaches decision--									
San Diego		--DNP, coaches decision--									
vs. Santa Clara		--DNP, coaches decision--									
vs. Texas A&M		--DNP, coaches decision--									
vs. Minnesota		--DNP, coaches decision--									
E. Washington		--DNP, coaches decision--									
UCSB		--DNP, coaches decision--									
at #1 Gonzaga		--DNP, coaches decision--									
Seattle		--DNP, coaches decision--									
vs. Virginia Tech											
Sac. State											
CS Fullerton											
Washington St.											
at Utah											
at Colorado											
Stanford											
California											
at Oregon											
at Oregon St.											
USC											
UCLA											
at Arizona											
at Arizona St.											
at Washington St.											
Utah											
Colorado											
at California											
at Stanford											
Oregon State											
Oregon											

*-game started
_ -team high

#22 DOMINIC GREEN

Senior | Forward | 6-6.5 | 200

Renton, Wash. | Hazen HS

Miscellaneous Stats	18-19 Season	Career
Double-figure scoring	3	15
Double-doubles	0	0
Triple-doubles	0	0
Led UW in scoring	1	3
Led UW in rebounding	0	0
Led UW in assists	0	0
20+ point games	1	2
30+ point games	0	0

	2018-19 Season High	Career High
Pts	25, EWU, 11/27/18	same
FG	9, EWU, 11/27/18	same
FG ATT.	16, EWU, 11/27/18	same
3FG	7, EWU, 11/27/18	same
3FG ATT.	10, EWU, 11/27/18	same
FT	3, W. Kentucky, 11/6/18	4 (2) Last: Seattle U, 11/24/17
FT ATT.	4, W. Kentucky, 11/6/18	6 (2) Last: vs. Virginia Tech, 11/17/17
Reb	7, Seattle U, 12/9/18	7 (2) Last: Seattle U, 12/9/18
Asst	2 (2) Last: vs. Santa Clara, 11/18/18	3, Cal State Fullerton, 11/17/16
Blk	1 (2) Last: Seattle U, 12/9/18	3, vs. W. Kentucky, 11/25/16
Stl	1 (6) Last: UC Santa Barbara, 12/2/18	2 (2) Last: vs. TCU, 11/26/16
Min	31, EWU, 11/27/18	36, Colorado, 1/18/17

Quick Hitters

- Committed to ASU, was given his release after the coaching change
- Played on the same AAU team with David Crisp (Northwest Panthers) for three years
- Holds the Hazen HS scoring record breaking former UW standout and current Husky radio analyst Jason Hamilton's record
- Didn't draw attention of top college coaches until his impressive performance at the Adidas Super 64 tournament after his senior season

2018-19 (Senior)

- Has seen action in all 10 games, including one start and is averaging a career-best 7.5 points in 23.5 minutes
- Posted 11 points on 4-of-7 shooting (3-of-6 from distance) against Seattle U and tied career-high with seven rebounds
- Scored a career-high 25 points in 31 minutes against E. Washington ... knocked down seven from 3-point range, which ties for the second-most in a single game in UW history ... also pulled down a season-high five rebounds
- Scored 13 points on 4-of-5 shooting from the field, including 3-of-4 from long distance against Santa Clara

2017-18 (Junior)

- Played in 32 games, averaging 20.7 minutes off the bench
- Set a career-high with seven rebounds against Boise State in the NIT
- Started his first game of the season against Colorado and added 11 points on 3-of-4 shooting from 3-point range and adding two from the FT line
- Hit at least one 3-pointer in all but four conference games
- Recorded 14 points including the game winning three-pointer at the buzzer against No. 9 Arizona ... went 4-of-5 from long distance during that game
- Knocked down four from 3-point range and added two more from the field for 16 points at USC
- Scored a season high 18 points on 6-of-9 shooting from 3-point range against Bethune-Cookman
- Also knocked in seven points in games against Seattle U and Eastern Washington

2016-17 (Sophomore)

- Saw action in all but one game while setting career-highs in almost every category
- Averaged 5.5 points and 2.1 rebounds in 21.6 minutes per outing
- Made his first career start at Colorado (Feb. 9, 2017)
- Knocked in 11 points on 3-of-7 shooting from long-distance against Colorado in a

2018-19 GAME-BY-GAME STATISTICS

Opponent	M	Fg-Fga	3m-3a	Ft-Fta	O-D-Reb	PF	A	TO	B	S	Pts
Western Ky.	27	1-5	1-5	3-4	0-4-4	1	0	1	0	1	6
at #11 Auburn	25	1-5	1-3	1-2	0-2-2	0	2	0	0	1	4
San Diego	18	0-1	0-1	0-0	0-3-3	1	1	0	0	0	0
vs. Santa Clara	26	4-5	3-4	2-2	0-1-1	1	2	0	0	0	13
vs. Texas A&M	19	2-6	2-5	1-1	1-2-3	0	0	0	0	1	7
vs. Minnesota	20	0-4	0-3	0-0	1-3-4	1	1	0	0	1	0
E. Washington*	31	9-13	7-10	0-0	1-4-5	0	0	2	0	1	25
UCSB	20	1-7	1-7	0-0	0-2-2	4	1	1	0	1	3
at #1 Gonzaga	23	2-7	2-6	0-0	0-3-3	0	0	0	1	0	6
Seattle	26	4-7	3-6	0-0	0-7-7	1	0	2	1	0	11
vs. Virginia Tech											
Sac. State											
CS Fullerton											
Washington St.											
at Utah											
at Colorado											
Stanford											
California											
at Oregon											
at Oregon St.											
USC											
UCLA											
at Arizona											
at Arizona St.											
at Washington St.											
Utah											
Colorado											
at California											
at Stanford											
Oregon State											
Oregon											

*-game started
 _-team high

- career-high 36 minutes
- Went 5-of-7 from the field, including 3-of-5 from 3-point range en route to 16 points against Western Michigan
- Recorded double-figures in both games against TCU first scoring 10 in Las Vegas followed by 11 in TCU
- Posted a career-high 20 points while hitting a career-best four from long distance against Western Kentucky in Las Vegas (7-of-11 FG, 4-of-6 3FG, 2-of-3 FT) ... also tied his career-best with six rebounds and had a career-high three blocks
- Notched his first double-digit scoring effort of the year with 11 points against Cal State Fullerton on 50 percent shooting from the field (5-of-10)

2015-16 (Freshman)

- Played in 30 games, averaging 11.3 minutes and posted two double-digit scoring games
- Had his first collegiate points against Mount St. Mary's
- Scored 10 points, going 4-of-8 from the field at UCLA
- Had a career-best 13 points, shooting 3-of-5 from 3-point range at Utah
- Scored nine points in the second round of the NIT against San Diego State

High School

- Ranked 87th nationally and was the 15th best SF in the country
- Was the No. 2 SF in the state of Washington, only trailing teammate Matisse

GREEN'S CAREER STATS

Year	G-GS	Min-Avg	FG-FGA	Pct	3FG-FGA	Pct	FT-FTA	Pct	OR-DR	R-Avg	PF	FO	Ast	TO	Blk	Stl	Pts-Avg
2015-16	30-0	338-11.3	27-98	.276	18-65	.277	9-19	.474	7-27	34-1.1	24	0	7	10	7	4	81-2.7
2016-17	30-2	648-21.6	57-180	.317	28-100	.280	22-29	.759	21-42	63-2.1	56	1	21	29	12	12	164-5.5
2017-18	32-1	662-20.7	54-130	.415	41-95	.432	25-37	.676	14-53	67-2.1	47	0	19	12	13	8	174-5.4
2018-19	10-1	235-23.5	24-60	.400	20-50	.400	7-9	.778	3-31	34-3.4	9	0	7	6	2	6	75-7.5
TOTALS	102-4	1883-18.5	162-468	.346	107-310	.345	63-94	.670	45-153	198-1.9	137	1	54	57	34	30	494-4.8

GREEN'S CAREER PAC-12 CONFERENCE STATS

Year	G-GS	Min-Avg	FG-FGA	Pct	3FG-FGA	Pct	FT-FTA	Pct	OR-DR	R-Avg	PF	FO	Ast	TO	Blk	Stl	Pts-Avg
2015-16	18-0	221-12.3	19-67	.284	13-44	.295	3-8	.375	4-16	20-1.1	14	0	4	4	4	3	54-3.0
2016-17	17-2	362-21.3	18-84	.214	9-52	.173	4-4	1.000	10-20	30-1.8	31	0	13	15	7	7	49-2.9
2017-18	18-1	384-21.3	35-77	.455	26-56	.464	14-17	.824	8-21	29-1.6	26	0	9	5	7	4	110-6.1
TOTALS	53-3	967-18.2	72-208	.346	48-152	.316	21-29	.724	22-57	79-1.5	73	0	26	24	18	14	213-4.0

#33 SAM TIMMINS

Junior | Forward | 6-11 | 265

Dunedin, New Zealand | Otago HS

Miscellaneous Stats	18-19 Season	Career
Double-figure scoring	0	3
Double-figure rebounding	0	4
Double-doubles	0	0
Triple-doubles	0	0
Led UW in scoring	0	0
Led UW in rebounding	1	9
20+ point games	0	0
30+ point games	0	0

	2018-19 Season High	Career High
Pts	4 (2) Last: Seattle U, 12/9/18	13, Kennesaw State, 11/28/17
FG	2 (2) Last: Seattle U, 12/9/18	5 (2) Last: at USC, 12/29/17
FG ATT.	5, W. Kentucky, 11/6/18	9, at #7 Arizona, 1/29/17
3FG		1 (2) Last: at #7 Arizona, 1/29/17
3FG ATT.		3, at #7 Arizona, 1/29/17
FT		7, Kennesaw State, 11/28/17
FT ATT.	1, vs. Minnesota, 11/21/18	10, Kennesaw State, 11/28/17
Reb	6, W. Kentucky, 11/6/18	12 (2) Last: at #3 UCLA, 3/1/17
Asst	1, EWU, 11/27/18	2 (2) Last: #9 Arizona, 2/3/18
Blk	3, EWU, 11/27/18	4, BCU, 12/19/17
Stl	1 (3) Last: EWU, 11/27/18	3, Stanford, 1/13/18
Min	20, at #1 Gonzaga, 12/5/18	31, at Colorado, 2/9/17

Quick Hitters

- Is the first player from New Zealand to come to UW
- Played for the New Zealand National Team during the 2017 FIBA Asia Cup
- Has dropped over 15 pounds since arriving in Seattle
- Came to UW in December of 2015 and practiced / travelled wth the team during the remainder of the 2015-16 season
- Has a massive trick shot repertoire
- Dad, Brendon, was a top rugby player in New Zealand from 1992-2002
- Grandmother was a six-time New Zealand javelin champion

2017-18 (Sophomore)

- Started in all 34 games, averaging 4.3 pts and 4.6 rebs per game
- Pulled down six boards against Oregon State in the first round of the Pac-12 Tournament
- Led the team in rebounding at UCLA with nine while adding six points
- Recorded his second double-digit scoring night of the season with 10 points at USC on perfect shooting from the field (5-of-5)
- Pulled down seven rebounds and added six points against Bethune-Cookman
- Recorded a team-best 11 rebounds against LMU, one shy of his career high
- Set a career-high with 13 points on 3-of-3 shooting from the field and career-best 7-of-10 from the FT line against Kennesaw State ... also led the team with a season-high tying eight rebounds
- Added eight rebounds and six points in 16 minutes vs. Providence in NYC
- Scored nine on 4-of-5 shooting and pulled down eight boards against Seattle U in 18 minutes

2018-19 GAME-BY-GAME STATISTICS

Opponent	M	Fg-Fga	3m-3a	Ft-Fta	O-D-Reb	PF	A	TO	B	S	Pts
Western Ky.*	18	2-5	0-0	0-0	5-1-6	2	0	2	0	1	4
at #11 Auburn*	11	0-0	0-0	0-0	0-1-1	3	0	0	0	1	0
San Diego*	5	0-1	0-0	0-0	1-1-2	2	0	0	0	0	0
vs. Santa Clara	10	1-1	0-0	0-0	0-2-2	3	0	0	0	0	2
vs. Texas A&M*	5	0-0	0-0	0-0	0-0-0	2	0	0	0	0	0
vs. Minnesota	7	1-1	0-0	0-1	0-2-2	5	0	1	2	0	2
E. Washington*	11	0-1	0-0	0-0	1-3-4	1	1	3	3	1	0
UCSB	2	0-0	0-0	0-0	0-0-0	1	0	1	0	0	0
at #1 Gonzaga	20	1-2	0-0	0-0	1-2-3	4	0	0	0	0	2
Seattle	11	2-3	0-0	0-0	1-2-3	2	0	1	1	0	4
vs. Virginia Tech											
Sac. State											
CS Fullerton											
Washington St.											
at Utah											
at Colorado											
Stanford											
California											
at Oregon											
at Oregon St.											
USC											
UCLA											
at Arizona											
at Arizona St.											
at Washington St.											
Utah											
Colorado											
at California											
at Stanford											
Oregon State											
Oregon											

*-game started
 _-team high

2016-17 (Freshman)

- Saw action in 31 games including 18 starts while averaging 3.2 ppg and 3.8 rpg ... added 20 blocks while shooting 48.9 percent from the field
- Recorded career-high tying 12 rebounds at No. 3 UCLA
- Pulled down 11 rebounds at Colorado in 31 minutes
- Had career-high tying 12 rebounds in 14 minutes against Western Kentucky in Las Vegas

High School

- Led Otago Boys HS to the National Schools Championship in 2014
- Played for the Canterbury Rams in the New Zealand National Basketball league, coached by former UNLV All-American Mark Dickel
- Played for New Zealand in the 2014 U19 Fiba World Championships and recorded 20 points, 13 rebounds and 6 blocks in a close loss to Australia

TIMMINS' CAREER STATS

Year	G-GS	Min-Avg	FG-FGA	Pct	3FG-FGA	Pct	FT-FTA	Pct	OR-DR	R-Avg	PF	FO	Ast	TO	Blk	Stl	Pts-Avg
2016-17	30-17	438-14.6	45-91	.495	2-7	.286	6-16	.375	40-75	115-3.8	46	0	9	37	20	11	98-3.3
2017-18	34-34	612-18.0	56-97	.577	0-0	---	33-59	.559	54-104	158-4.6	88	2	8	39	33	15	145-4.3
2018-19	10-5	100-10.0	7-14	.500	0-0	---	0-1	---	9-14	23-2.3	25	1	1	8	6	3	14-1.4
TOTALS	74-56	1150-15.5	108-202	.535	2-7	.286	39-76	.513	103-193	296-4.0	159	3	18	84	59	29	257-3.5

TIMMINS' CAREER PAC-12 CONFERENCE STATS

Year	G-GS	Min-Avg	FG-FGA	Pct	3FG-FGA	Pct	FT-FTA	Pct	OR-DR	R-Avg	PF	FO	Ast	TO	Blk	Stl	Pts-Avg
2016-17	18-10	268-14.9	24-55	.436	1-5	.200	1-6	.167	30-41	71-3.9	24	0	4	18	15	8	50-2.8
2017-18	18-18	322-17.9	21-41	.512	0-0	---	9-12	.750	23-51	74-4.1	43	0	5	23	15	8	51-2.8
TOTALS	36-28	590-16.4	45-96	.469	1-5	.200	10-18	.556	53-92	145-4.0	67	0	9	41	30	16	101-2.8

#52 RILEY SORN

Freshman | Center | 7-4 | 260

Richland, Wash. | Richland HS

Miscellaneous Stats	18-19 Season	Career
Double-figure scoring	0	0
Double-figure rebounding	0	0
Double-doubles	0	0
Triple-doubles	0	0
Led UW in scoring	0	0
Led UW in rebounding	0	0
20+ point games	0	0
30+ point games	0	0

2018-19 Season High

Career High

Pts	
FG	
FG ATT.	
3FG	
3FG ATT.	
FT	
FT ATT.	
Reb	
Asst	
Blk	
Stl	
Min	

Quick Hitters

- Named the WIBCA Class 4A Player of the Year as a senior
- Averaged 16.6 points, 8.4 rebounds and four blocks as a senior
- Helped Richland to a fifth place finish in the state tournament
- Is an avid skateboarder

2018-19 GAME-BY-GAME STATISTICS

Opponent	M	Fg-Fga	3m-3a	Ft-Fta	O-D-Reb	PF	A	T	O	B	S	Pts
Western Ky.												
at Auburn												
San Diego												
vs. Santa Clara												
vs. Texas A&M												
vs. Minnesota												
E. Washington												
UCSB												
at Gonzaga												
Seattle												
vs. Virginia Tech												
Sac. State												
CS Fullerton												
Washington St.												
at Utah												
at Colorado												
Stanford												
California												
at Oregon												
at Oregon St.												
USC												
UCLA												
at Arizona												
at Arizona St.												
at Washington St.												
Utah												
Colorado												
at California												
at Stanford												
Oregon State												
Oregon												

*-game started

_ -team high

2018-19 TV/RADIO ROSTER



0 **Jamal Bey**
6-6 • 205 • Fr. • G
Las Vegas, Nev.



1 **David Crisp**
6-0 • 185 • Sr. • G
Tacoma, Wash.



4 **Matisse Thybulle**
6-5 • 200 • Sr. • F
Issaquah, Wash.



5 **Jaylen Nowell**
6-4 • 200 • So. • G
Seattle, Wash.



10 **Elijah Hardy**
6-2 • 175 • Fr. • G
Oakland, Calif.



11 **Nahziah 'Naz' Carter**
6-6 • 205 • So. • F
Rochester, N.Y.



12 **Jason Crandall**
6-0 • 150 • Jr. • G
Issaquah, Wash.




13 **Hameir Wright**
6-9 • 215 • So. • F
Albany, N.Y.



14 **Bryan Penn-Johnson**
7-0 • 245 • Fr. • C
Long Beach, Calif.



15 **Noah Dickerson**
6-8 • 245 • Sr. • F
Atlanta, Ga.




20 **Quin Barnard**
6-0 • 175 • Jr. • G
Bellevue, Wash.



22 **Dominic Green**
6-6 • 200 • Sr. • F
Renton, Wash.



24 **Nate Roberts**
6-10 • 240 • Fr. • F
Washington, D.C.



30 **Travis Rice**
6-2 • 185 • R-So. • G
Las Vegas, Nev.



33 **Sam Timmins**
6-11 • 265 • Jr. • F
Dunedin, New Zealand



34 **Reagan Lundeen**
6-6 • 225 • Fr. • F
Santa Ana, Calif.



52 **Riley Sorn**
7-4 • 260 • Fr. • C
Richland, Wash.

PRONUNCIATION GUIDE
Jamal Bey BAY
Nahziah 'NAZ' Carter NAHZ
Jaylen Nowell NO-ell
Todd Tuetken TOOT-ken
Matisse Thybulle
.....MAH-teece THIGH-bull
Hameir Wright HUM-ear
Kreigh Warkentien
.....CRAY WAR-ken-TEEN



Mike Hopkins
Head Coach
(2nd year)



Dave Rice
Assistant Coach
(2nd year)



Will Conroy
Assistant Coach
(4th year)




Cameron Dollar
Assistant Coach
(2nd year)



Jerry Hobbie
Special Assistant to the
Head Coach
(2nd year)



Trevor Wade
Director of Basketball Operations
(2nd year)



Aaron Blue
Video & Analytics Coordinator
(1st year)



Chris Melton
Athletic Trainer
(1st year)



Todd Tuetken
Strength & Conditioning
(2nd year)



Kreigh Warkentien
Chief Administration Officer
(2nd year)