



HOKIES®

2021 Virginia Tech Softball Game Notes

Game Info

April 14 | 6 p.m. | Game 32
Tech Softball Park | Blacksburg, Va.

How to Watch

Pam Ward (PxP)
Jenny Dalton-Hill (Analyst)



Schedule

INFORMATION

No. 15/13 Virginia Tech



Hokies

Record.....25-6, 16-6 ACC
Streak.....W2
Head Coach.....Pete D'Amour
Record at Tech (Years).....93-21 (3rd)

Liberty



Lady Flames

Record.....26-12, 7-2 ASUN
Streak.....W5
Head Coach.....Dot Richardson
Record at School (Years).....242-189 (8th)

NUMBERS TO KNOW

7

Tech has been able to keep the door shut when it's the seventh inning, with not allowing a runner to cross home in the frame this year (21 chances).

10

Pitcher Keely Rochard is 10 strikeouts away from becoming No. 4 in school history for career strikeouts with 651, passing Katie Maynard (2003-06).

11

The Hokies scored 11 runs vs. Longwood in the second game of the doubleheader, marking their fourth time this season of scoring double-digit runs.

PROBABLE LINEUP (BASED OFF LAST GAME)

#	Name	BA	H	R	RBI	HR
21	Kelsey Brown (LF)	.417	40	28	12	0
4	Darby Trull (CF)	.275	22	11	13	0
18	Mackenzie Lawter (C)	.297	11	13	5	1
2	Jayme Bailey (1B)	.344	33	21	34	5
12	Alexa Milius (3B)	.289	13	10	8	3
28	Grace Chavez (DP)	.204	11	6	17	6
8	Kelsey Bennett (SS)	.279	24	14	21	8
90	Emma Ritter (RF)	.303	20	17	9	2
26	Addy Greene (2B)	.322	19	11	11	1
	ERA	IP	K	BB	W-L	
3	Keely Rochard (P)	1.05	133.0	197	37	19-3

BASE TO BASE

Following its bye weekend, No. 15/13 Virginia Tech softball will play host to in-state foe Liberty on Wednesday at 6 p.m. ET on ACC Network at Tech Softball Park.

The two schools will meet for the first time since 2018, when Tech fell 6-3 in Lynchburg on April 17.

The Hokies lead the all-time series comfortably at 36-15, but it sure has not been comfortable as of late, with the series being an even 4-4 the last eight games dating back to 2015.

Tech is 18-6 all-time at home versus the Lady Flames and has won two of the last three at home.

WHO TO WATCH



In her last outing, pitcher Keely Rochard pitched another gem with a 10-K, two-hit shoutout vs. Longwood.

This will be just her second time pitching vs. Liberty, losing the first one. (More on page 3)

Catcher/third baseman Alexa Milius went a combined 3 for 4 in the two games vs. Longwood on Wednesday.

She slugged 1.750 with a double and a home run, while scoring three runs.



LAST TIME OUT

Tech swept Longwood last Wednesday in a doubleheader at TSP, winning a low-scoring affair in Game 1, 2-0, and then exploded for eight runs in the first inning of Game 2 on its way to an 11-6 victory.

Sophomores Jayme Bailey and Alexa Milius both hit homers in the first game, while sophomore Kelsey Brown racked up a career-high four RBIs in Game 2 thanks to two doubles.

Pitcher Keely Rochard threw a shutout in G1.

FEBRUARY

13	at Kennesaw State (DH)	Kennesaw, Ga.	W, 6-0; W, 6-0
14	at Kennesaw State	Kennesaw, Ga.	W, 4-0
18	at [RV/RV] Clemson* ¹	Clemson, S.C.	L, 8-1
19	at [RV/RV] Clemson* (DH) ¹	Clemson, S.C.	W, 9-0 (5 inn.); W, 4-1
20	vs. #13/14 Florida State* (DH) ²	Atlanta, Ga.	L, 7-1; W, 9-1 (5 inn.)
21	vs. #13/14 Florida State* ²	Atlanta, Ga.	W, 6-0
27	ARMY (DH)	Blacksburg, Va.	PPD

MARCH

5	BOSTON COLLEGE*	Blacksburg, Va.	PPD
6	BOSTON COLLEGE* (DH)	Blacksburg, Va.	PPD
7	BOSTON COLLEGE*	Blacksburg, Va.	PPD
12	at NC State*	Raleigh, N.C.	W, 4-2
13	at NC State* (DH)	Raleigh, N.C.	W, 12-2 (6 inn.); W, 12-2 (6 inn.)
14	at NC State*	Raleigh, N.C.	W, 17-4 (5 inn.)
17	RADFORD (DH)	Blacksburg, Va.	W, 11-1 (5 inn.); W, 9-1 (5 inn.)
19	PITT*	Blacksburg, Va.	W, 9-0 (5 inn.)
20	PITT* (DH)	Blacksburg, Va.	L, 5-3; W, 5-0
21	PITT*	Blacksburg, Va.	W, 2-0
24	VIRGINIA	Blacksburg, Va.	W, 7-0
26	at Louisville*	Louisville, Ky.	W, 3-0
27	at Louisville* (DH)	Louisville, Ky.	W, 2-0; L 3-2
28	at Louisville*	Louisville, Ky.	W, 8-0 (5 inn.)
30	at Virginia	Charlottesville, Va.	W, 9-1

APRIL

2	at #12/14 Duke*	Durham, N.C.	W, 4-1
3	at #12/14 Duke* (DH)	Durham, N.C.	W, 7-3; W 4-2 (8 inn.)
4	at #12/14 Duke*	Durham, N.C.	L, 3-1
7	LONGWOOD (DH)	Blacksburg, Va.	W, 2-0; W 11-6
14	LIBERTY	Blacksburg, Va.	6 p.m.
16	GEORGIA TECH*	Blacksburg, Va.	6 p.m.
17	GEORGIA TECH* (DH)	Blacksburg, Va.	1 & 3 p.m.
18	GEORGIA TECH*	Blacksburg, Va.	12 p.m.
23	NOTRE DAME*	Blacksburg, Va.	6 p.m.
24	NOTRE DAME* (DH)	Blacksburg, Va.	12 p.m. & 2 p.m.
25	NOTRE DAME*	Blacksburg, Va.	12 p.m.
28	at Liberty	Lynchburg, Va.	6 p.m.
30	at Syracuse*	Syracuse, N.Y.	4 p.m.

MAY

1	at Syracuse* (DH)	Syracuse, N.Y.	1 p.m. & 3 p.m.
2	at Syracuse*	Syracuse, N.Y.	12 p.m.
12-15	ACC Championship	Louisville, Ky.	

CAPS = HOME | AT = ROAD | VS. = NEUTRAL SITE | * = ACC CONFERENCE GAME | DH = DOUBLEHEADER

1 ACC POD AT CLEMSON | 2 ACC POD AT GEORGIA TECH
RANKINGS = USA TODAY/NFCA COACHES' POLL / ESPN.COM/USA SOFTBALL POLL

VIRGINIA TECH CONTACT

Sean Torney
Assistant, Strategic Communications
Phone: (508) 562-0638
Email: storney5@vt.edu

Social



@HokiesSoftball



@HokiesSoftball



/HokieSoftball



@HokieSports



NFCA Week 9 Top 25 Poll

April 6 | *Opponents in italics*

Team (1st place)	Record	Points	Last
1 Oklahoma (32)	28-0	800	1
2 UCLA	19-1	762	2
3 Oregon	26-2	721	3
4 Alabama	29-4	698	4
5 Florida	26-4	658	5
6 Washington	28-4	640	6
7 Texas	27-3	581	7
8 Arizona	22-5	580	9
9 <i>Florida State</i>	24-6	531	10
T-10 Arkansas	31-3	474	13
T-10 Kentucky	27-6	474	8
12 Oklahoma State	29-5	472	11
13 Arizona State	21-9	370	14
14 Louisiana	25-6	343	16
15 Virginia Tech	23-6	322	19
16 <i>Duke</i>	27-6	304	12
17 LSU	21-12	301	15
18 <i>Clemson</i>	26-4	288	18
19 Missouri	28-7	287	17
20 Georgia	23-6	198	20
21 Tennessee	28-6	193	21
22 Northwestern	18-2	113	24
23 Michigan	13-3	101	23
24 UCF	25-9	48	22
25 Texas State	24-3	43	

Receiving Votes: Wichita State (19), Texas A&M (18), James Madison (13), Fresno State (9), Auburn (8), Baylor (8), Minnesota (7), Tulsa (6), Western Kentucky (3), BYU (2), Miami (Ohio) (2), Ole Miss (2), Cal State Fullerton (1), Troy (1).

USA Softball Week 8 Top 25 Poll

April 6 | *Opponents in italics*

Team (1st place)	Record	Points	Last
1 Oklahoma (19)	28-0	498	1
2 UCLA	19-1	479	2
3 Alabama	29-4	442	4
4 Oregon	26-2	435	3
5 Florida	26-4	421	5
6 Washington	28-4	386	6
7 Arizona	22-5	354	8
T-8 Arkansas	31-3	341	9
T-8 Texas	27-3	341	11
10 <i>Florida State</i>	24-6	335	10
11 Kentucky	27-6	304	7
12 Oklahoma State	29-5	280	12
13 Virginia Tech	23-6	241	16
14 Arizona State	21-9	230	13
15 LSU	21-12	214	15
16 Tennessee	28-6	190	18
17 Louisiana	25-6	180	17
18 <i>Clemson</i>	26-4	153	19
19 Missouri	28-7	143	20
20 <i>Duke</i>	26-7	140	14
21 Northwestern	18-2	102	T-21
22 Georgia	23-6	80	23
23 Texas State	24-3	50	RV
24 Michigan	13-3	37	RV
25 Texas A&M	25-8	33	24

Receiving Votes: James Madison (27), UCF (26), Western Kentucky (11), Minnesota (10), Auburn (7), Ole Miss (7), Boston (4), Tulsa (4), Illinois (3), Notre Dame (3), Southern Illinois (3)

GENERAL INFORMATION

University Name	Virginia Tech
Location	Blacksburg, Va.
Founded	1872
Enrollment	34,000
President	Dr. Timothy Sands
Director of Athletics	Whit Babcock
Nickname	Hokies
Mascot	Hokie Bird
Colors	Chicago Maroon and Burnt Orange
Affiliation	NCAA Division I
Conference	Atlantic Coast
Home Field	Tech Softball Park (TSP)
Capacity	1,024

INFORMATION

2020 Record	21-4
2020 Conference Record / Finish	3-0 / T-1st in ACC
Starters Returning / Lost	7 / 2
Newcomers	10

STAFF

Head Coach (Alma Mater)	Pete D'Amour (Missouri)
Virginia Tech Record / Years	83-19 / Third season
Overall Record / Years	162-56 / Five years
Assistant Coach	Doug Gillis (Northwood)
Assistant Coach	Mike Lewis (Missouri-Kansas City)
Volunteer Assistant Coach	Andrew Stover (Virginia Western Community College)
Student Assistant	Caitlyn Nolan (Virginia Tech)
Director of Operations	Whitney Showalter (Virginia Tech)
Athletic Trainer	Kristen Matthis (Pitt, UCF)
Strength & Conditioning	Kelly Murphy (Cornell, Columbia)

ROSTER

No.	Name	Yr.	B/T	Pos.	Ht.	Hometown	High School / Previous School
2	Jayme Bailey	So.	R/R	U	5-5	Scott Depot, W.Va.	Hurricane
3	Keely Rochard	Jr.	R/R	P	5-8	Williamsburg, Va.	Warhill
4	Darby Trull	Jr.	L/L	OF	5-3	Fort Mill, S.C.	Nation Ford
5	Jenna Pearson	Fr.	R/R	U	5-8	North Stafford, Va.	North Stafford
7	Keara Napoli	Jr.	R/R	P	5-6	Alpharetta, Ga.	Cambridge / Georgia
8	Kelsey Bennett	So.	R/R	IF	5-5	Buford, Ga.	Buford
10	Mackenzie Osborne	Fr.	R/R	P	5-9	Richlands, Va.	Richlands
11	Cana Davis	Jr.	R/R	OF	5-9	Harrisonburg, Va.	Turner Ashby
12	Alexa Milius	So.	R/R	U	5-2	Thomaston, Conn.	Thomaston / Central Connecticut St.
15	Emma Yates	Fr.	R/R	C	5-6	Fairfax Station, Va.	South County
16	Meredith Slaw	So.	L/R	IF	5-11	Warsaw, Va.	Rappahannock
17	Molly Jacobson	Fr.	R/R	P	6-0	Waukee, Iowa	Waukee
18	Mackenzie Lawter	Jr.	R/R	C	5-5	South Boston, Va.	Halifax County
19	Maddie Rountree	Fr.	R/R	IF	5-11	Smithfield, Va.	Isle of Wight Academy
20	Maddy Federico	Fr.	R/R	OF	5-6	Midlothian, Va.	Manchester
21	Kelsey Brown	So.	L/R	OF	5-6	Haymarket, Va.	Battlefield / JMU
22	Maija Louko	Fr.	R/R	IF	5-7	Reston, Va.	South Lakes
24	Morgan Overaitis	So.	L/R	IF	5-4	Canton, Mich.	Salem / Michigan
26	Addy Greene	Fr.	L/R	IF	5-9	Suffolk, Va.	Nansemond-Suffolk Academy
27	Rebecca Ludowig	Fr.	R/R	U	5-10	Ashburn, Va.	Rock Ridge
28	Grace Chavez	So.	R/R	C	5-9	Las Vegas, Nev.	West Career & Technical Academy
31	Kayleigh Addington	Jr.	R/R	C	5-7	Lexington, Va.	Rockbridge
33	Kaylee Hewitt	Fr.	R/R	P	6-2	Murfreesboro, Tenn.	Riverdale
34	Ivy Rosenberry	Fr.	R/R	P	5-8	Winchester, Va.	James Wood
90	Emma Ritter	Fr.	R/R	OF	5-9	Perryville, Md.	John Carroll
97	Cameron Fagan	Fr.	L/R	IF	5-8	Dunnellon, Fla.	Dunnellon





ACC Standings

Team	Overall	ACC	Pct.
No. 9/10 Florida State	27-6	15-2	.882
No. 18/18 Clemson	26-4	18-4	.818
No. 15/13 Virginia Tech	25-6	16-6	.727
No. 16/20 Duke	27-9	15-9	.625
NC State	21-11	14-11	.560
Syracuse	15-11	10-8	.556
Notre Dame	18-12	9-10	.474
North Carolina	12-15	8-9	.471
Louisville	15-17	9-12	.429
Virginia	13-21	9-16	.382
Georgia Tech	12-20	6-16	.273
Boston College	8-21	4-13	.235
Pitt	10-25	5-20	.200

2021 ACC Softball Preseason Coaches Poll

- Florida State (141 points, nine first-place votes)
- Virginia Tech (136 points, four first-place votes)**
- Notre Dame (114 points)
- Duke (99 points)
- North Carolina (96 points)
- Clemson (88 points)
- Louisville (81 points)
- NC State (78 points)
- Georgia Tech (61 points)
- Syracuse (39 points)
- Pitt (31 points)
- Virginia (28 points)
- Boston College (22 points)

2021 Preseason All-ACC Softball Team

- Hannah Goodwin, Clemson, Fr., INF
- DJ Davis, Duke, Sr., INF
- Sydney Sherril, Florida State, Jr., INF
- Katie Marino, Notre Dame, Gr., INF
- Kelsey Bennett, Virginia Tech, So., INF**
- Marissa Guimbarda, Clemson, Jr., OF
- Dani Morgan, Florida State, Sr., OF
- Taty Forbes, NC State, Sr., OF
- Jayme Bailey, Virginia Tech, So., OF**
- Caylan Arnold, Florida State, Sr., P
- Brittany Pickett, North Carolina, Sr., P
- Keely Rochard, Virginia Tech, Jr., P**
- Anna Shelnut, Florida State, Sr., C
- Valerie Cagle, Clemson, Fr., UT

GREENSBORO, N.C. – Florida State leads all ACC teams with four selections to the 2021 Preseason All-ACC Softball Team and has been selected as the 2021 ACC preseason favorite in a vote of the league's 13 head coaches.

The Seminoles, who have won the last six ACC Softball Championships, received nine first-place votes. Coaches were not allowed to vote for their own teams.

Virginia Tech finished second in the poll with 136 points and four first-place votes, while Notre Dame was picked third with 114 points. Duke (99 points), North Carolina (96 points) and Clemson (88 points) were slated fourth, fifth and sixth, respectively. Louisville was picked seventh with 81 points, followed by NC State (78 points), Georgia Tech (61 points) and Syracuse in 10th with 39 points. Pitt finished with 31 points for 11th, and Virginia (28 points) and Boston College (22 points) rounded out the voting.

ROCHARD AGAINST LIBERTY

- Pitcher Keely Rochard has faced the Lady Flames just once in her career, facing them her freshman year on April 17, 2018.
- The youngin' didn't have her best stuff, taking the loss and allowing four runs and a home run. However, only one of those runs were earned.

Date	W/L	IP	H	R	ER	BB	SO	BF
April 17, 2018	VT L	6-3	4.2	2	4	1	2	7 18

FIRST-INNING BONANZA

- Tech scored eight runs in the first inning against Longwood in Game 2 of the doubleheader, battling around the order.
- The eight-run explosion marked the second-highest scoring inning this season for the Hokies, with the top mark being 12 that came in the fifth inning when they run-ruled NC State in Raleigh 17-4.
- Versus the Lancers, an RBI single started it then four doubles happened on scoring plays consecutively that was capped off with a run off of a fielder's choice.

BETTER WITH THE PRESSURE

- When the Hokies have runners on base, they sure know how to capitalize.
- They are batting .332 with runners in scoring position, which is actually better than their bases-empty batting average of .287.
- And to take it one step further, Tech is batting .643 (!) when there is a runner on third and less than two outs.

GREENE STAYIN' MEAN

- Over her last five games, freshman Addy Greene has been seeing the ball great at the plate and is hitting .500.
- The infielder has gone 6 for 12 in the box during that span and has gotten a hit in all five of those games as well for a five-game hit streak, marking the longest of her career and is the longest active streak on the team.
- She also has gotten three RBIs and scored two runs her last five, as well.

MACK ON ANOTHER LEVEL

- Catcher Mackenzie Lawter came into the Duke series batting .208, with going 5 of 24.
- Then after her career weekend, batting .500 and going 6 for 12 with a home run, double, three runs and a walk, she moved her season batting average up by almost a full point (!), with an improvement of .098 to be exact and was hitting .306 heading into the Longwood series, respectably.
- Against Longwood, she did cool off a bit, with going 0 for 1, but got a walk and scored a run, and is now batting .297.

MOVING UP

- Junior pitcher Keely Rochard passed Jasmin Harrell (2010-13, 588 Ks) for fifth on the Virginia Tech all-time strikeouts list at Louisville and now has 641 in her storied career.
- Rochard is 10 away from passing Katie Maynard (2003-06, 650 Ks) to be fourth on the list.

WHAT DO THEY DO WELL?

- Tech ranks highly in the nation in a few categories that has led to its success.
- The Hokies are third overall in shutouts (13), 28th in slugging percentage (.515), 35th in home runs per game (1.2) and 36th in batting average (.307).
- How do those stack up amongst its ACC peers? It is first in shutouts and batting average, second in slugging percentage and fourth home runs per game.
- Individually, Keely Rochard ranks first in the ACC in hits allowed per seven innings (3.26), shutouts (10), strikeouts (197) and wins (19), while being second in ERA (1.05).
- Jayme Bailey is first in the ACC for RBIs (34), third for triples (3) and first in sac flies (4), while Kelsey Brown is fourth in batting average (.427), third in hits (37), and fourth for stolen bases per game (0.58).

GET THAT DUB

- Tech pitcher Keely Rochard is one of the best in the circle and is especially good at getting the win as well.
- The Williamsburg, Virginia native is second in the country in wins, owning 19 on the year.

Name (School)	INN	W	L	PCT
Gabbie Plain (Washington)	134.0	20	0	1.000
Kassidy Wilbur (Stephen F. Austin)	144.1	20	3	.870
Keely Rochard (Virginia Tech)	133.0	19	3	.864

SHUTOUT QUEEN

- Queen Keelz is tough to get a run on, ranking the better pitcher in the country for most shutouts so far this season.
- Rochard is first nationally for shutouts with 10 this year, which is one more than the next best.
- Last season, the righty racked up seven and has 28 so far in her storied career.

Name (School)	ERA	K	W-L	SO
Keely Rochard (Virginia Tech)	1.05	197	19-3	10
Hailey Dolcini (Fresno State)	1.02	165	14-3	9
Grace Vesco (St. Francis, Pa.)	0.86	115	14-2	9

HITTING EXPLOSION

- The Hokies have four of their six all-time leaders in career batting average on the current roster (minimum 150 at-bats).
- Kelsey Brown (.398), Jayme Bailey (.370), Kelsey Bennett (.344) and Darby Trull (.343) are Nos. 1, 3, 5 and 6 on the all-time list, respectively.

Name (Years)	BA
Kelsey Brown (2020-present)	.398
Jenna Rhodes (2006-09)	.384
Jayme Bailey (2019-present)	.370
Michelle Meadows (1997-00)	.347
Kelsey Bennett (2019-present)	.344
Darby Trull (2018-present)	.343

TOUGH AFTER AN L

- You sure don't want to face the Hokies when they're coming off a loss, as they are 5-0 and are outscoring their opponent 42-3 in those instances.

NOBODY LIKE US

- The Hokies lead the ACC for owning the longest streak in the league for consecutive series to their name, winning six in a row this season.



MISCELLANEOUS

Multiple Hit Games	2	3	4	5+	Total
21 Kelsey Brown	9	4	-	-	13
97 Cameron Fagan	8	-	-	-	8
90 Emma Ritter	7	-	-	-	7
2 Jayme Bailey	5	2	-	-	7
4 Darby Trull	5	-	-	-	5
8 Kelsey Bennett	2	2	-	-	4
11 Cana Davis	3	-	-	-	3
24 Morgan Overaitis	2	-	-	-	2
18 Mackenzie Lawter	2	-	-	-	2
26 Addy Greene	1	1	-	-	2
12 Alexa Milius	2	-	-	-	2
TEAM	46	9	0	0	55

Hitting Streaks	Longest	Current
21 Kelsey Brown	11	1
2 Jayme Bailey	8	2
4 Darby Trull	8	-
97 Cameron Fagan	7	7
28 Grace Chavez	6	1
26 Addy Greene	5	5
18 Mackenzie Lawter	5	-
24 Morgan Overaitis	4	-
12 Alexa Milius	4	4
8 Kelsey Bennett	4	2
11 Cana Davis	4	-
90 Emma Ritter	3	-
16 Meredith Slaw	1	1
31 Kayleigh Addington	1	-
19 Maddie Rountree	1	-

Multiple RBI Games	2	3	4	5+	Total
2 Jayme Bailey	4	3	1	-	8
8 Kelsey Bennett	3	1	-	1	5
16 Meredith Slaw	2	-	1	-	3
28 Grace Chavez	2	1	-	-	3
11 Cana Davis	3	-	-	-	3
97 Cameron Fagan	2	1	-	-	3
26 Addy Greene	3	-	-	-	3
21 Kelsey Brown	2	-	1	-	3
90 Emma Ritter	2	-	-	-	2
4 Darby Trull	2	-	-	-	2
12 Alexa Milius	1	-	1	-	2
31 Kayleigh Addington	1	-	-	-	1
24 Morgan Overaitis	1	-	-	-	1
TEAM	28	6	4	1	39

Reached Base Streaks	Longest	Current
21 Kelsey Brown	18	1
8 Kelsey Bennett	15	2
2 Jayme Bailey	10	2
4 Darby Trull	8	1
97 Cameron Fagan	7	7
18 Mackenzie Lawter	7	7
28 Grace Chavez	7	2
26 Addy Greene	5	5
12 Alexa Milius	5	5
24 Morgan Overaitis	4	-
11 Cana Davis	4	-
90 Emma Ritter	3	1
16 Meredith Slaw	2	1
31 Kayleigh Addington	2	2
19 Maddie Rountree	2	1
20 Maddy Federico	1	1
22 Maija Louko	1	1



Softball-America



HOKIES IN THE POLLS

	NFCA	USA Softball	Softball America	DI Softball
P	15	16	13	14
W1	14	15	12	13
W2	14	14	10	11
W3	15	14	11	13
W4	16	15	11	14
W5	18	16	13	15
W6	19	16	13	14
W7	19	16	14	15
W8	15	13	14	13
W9				
W10				

ROCHARD VERSUS THE BEST

- Keely Rochard has seen her fair share of ranked foes, with 10 to be exact.
- In those games, the junior is 6-4 and is coming off going 2-1 at then-No. 12/14 Duke.
- In the Duke series, she held the nationally-ranked Blue Devils, who averaged the most runs a game (6) in the ACC coming into the series, to just one run in the first game, three in the second game and three in the fourth – all well below their average.

D'AMOUR HOLDS OWN VS. TOP 25

- Tech coach Pete D'Amour is 10-8 versus the NFCA/ USA Today and USA Softball/ESPN.com Top 25 polls since his arrival to Tech.
- This season, he is 5-2 with winning two series against the two top-25 foes of then-No. 13/14 Florida State and then-No. 12/14 Duke.

BEEN A MINUTE

- When Tech took down No. 12/14 Duke on the road, it marked the first time it had won on the road against a ranked opponent since March 1, 2019, when it defeated then-No. 8/8 Georgia 7-6 in eight innings in Athens.

TOUGH TO BEAT IN EXTRAS

- Since Tech coach Pete D'Amour has gotten to Blacksburg, he's been pretty good about finishing the job if a game goes into extras.
- Now, he typically doesn't let it get there in the first place, with only four games out of 112 going into extra innings, but when it does, he most likely will end up getting the dub.
- Tech is 3-1 in extra-inning games in the D'Amour era and, ironically, all three of those wins are against ranked opponents, but the lost was to an unranked foe. Lastly, none were at home.

Opponent (Date)	Site	Result
No. 12/14 Duke (April 3, 2021)	A	W, 4-2 (8 inn.)
No. 21/23 Northwestern (Feb. 16, 2020)	N	W, 6-5 (8 inn.)
Iowa (Feb. 9, 2020)	N	L, 4-3 (8 inn.)
No. 8/8 Georgia (March 1, 2019)	A	W, 7-6 (8 inn.)

ALL GOOD THINGS COME TO AN END

- For the Hokies, they got to boast one of the crazier stats you'll ever find on the diamond.
- They got to hold their in-state rival Virginia to not reaching third base for seven straight games, which obviously means seven consecutive contests of shutout ball.
- But, as the saying goes, all good things must come to an end, and that incredible streak was snapped Wednesday at UVA in the bottom of the fifth inning.
- A runner would reach third on a wild pitch and then later score.
- How many UVA batters did that streak last on? It lasted on 173.
- Keely Rochard pitched in five of those games, while Carrie Eberle (now at Oklahoma State) pitched two.

GOIN' STREAKIN'

- Tech's Kelsey Brown has been on a tear since the Hokies came off pause (due to Covid-19 protocols).
- Tech had six games postponed, meaning the players didn't play a game for 17 days. But, on March 12 when they were back in action at NC State, Brown came out swinging and really hasn't missed since.
- During this stretch, which is 22 games, she's gotten at least one hit in all but three of those contests and is seeing the ball great at the plate.
- The JMU transfer is 33 for 75 (.440 BA) during that stretch and has scored 21 runs and swiped 13 bases.
- Her 18-game on-base streak did come to a close in the first game of the Duke series on April 2.

A FIRST, BUT NOT THE BEST

- The Hokies were held to zero home runs against Pitt. in the four-game series at Tech Softball Park.
- So kudos to Pitt's pitching on accomplishing the feat, and quite the feat it is.
- Since D'Amour took over (first season was '19), Tech hadn't been held to a zero-home run outing in a series before, marking the weekend the first time doing so.
- D'Amour and Co. played in 13 series leading up to the Pitt series. And, remember, the Pitt series was four games, while majority of the other 13 were three-game series, making it that much more impressive for the Panthers.
- Then Louisville did more of the same, with not allowing a home run the first three games before Tech hit two in the series finale on Sunday. It followed it up with zero homers at UVA Wednesday and then had one home run in three of the four games at Duke.
- So, expect Tech to get back to its ways with the long ball, given its most recent outing in Durham. Besides, they've hit a staggering 163 dingers over the last three years out of 112 contests (1.5 HRs a game).

GOING BACK TO BACK

- In the doubleheader vs. Radford on March 17, the Hokies went back-to-back multiple times.
- In Game 1, Cana Davis and Alexa Milius hit back-to-back solo homers, each players' second homer of the year.
- In Game 2, Jayme Bailey, Kelsey Bennett and Morgan Overaitis went back-to-back-to-back, marking the first time Tech had accomplished the feat since Feb. 21, 2015.

WALK IT OFF

- Up 8-1 in the bottom of the fifth inning in Game 2 vs. Radford, Grace Chavez entered the game as a pinch hitter with two outs and belted one over the left field wall to end the game 9-1.
- It was the Hokies' first walk-off home run of the season and first since April 12, 2019 when Mackenzie Lawter walked off Virginia after five innings.
- The homer was Chavez's fifth of the year and first since Game 3 vs. No. 13/13 Florida State.



2021 HONORS & AWARDS

Inseason

Keely Rochard, ACC Pitcher of the Week (March 30)
 Keely Rochard, ACC Pitcher of the Week (March 24)
 Keely Rochard, NFCA Pitcher of the Week (March 23)
 Keely Rochard, NFCA Pitcher of the Week (Feb. 23)

Preseason

Jayne Bailey, Preseason All-ACC Team
 Kelsey Bennett, Preseason All-ACC Team
 Keely Rochard, Preseason All-ACC Team
 Keely Rochard, JWOS Preseason First Team All-American
 Keely Rochard, USA Softball Collegiate Player of the Year Watchlist
 Keely Rochard, D1 Softball Preseason Second Team All-American
 Kelsey Bennett, Softball America Top-25 Sophomores
 Keely Rochard, Softball America Top-25 Juniors
 Keely Rochard, D1 Softball Preseason ACC Pitcher of the Year
 Kelsey Bennett, Softball America Top 100 Players
 Keely Rochard, Softball America Top 100 Players

2020 HONORS & AWARDS

ACC Weekly Honors

Keely Rochard, Pitcher of the Week (Feb. 25)
 Keely Rochard, Pitcher of the Week (March 3)
 Keely Rochard, Pitcher of the Week (March 10)

NFCA Honors

Keely Rochard, Pitcher of the Week (March 3)

VaSID Awards

Keely Rochard, Pitcher of the Year
 Kaylee Hewitt, Rookie of the Year
 Pete D'Amour, Coach of the Year
 Jayme Bailey, First Team All-State
 Kelsey Bennett, First Team All-State
 Grace Chavez, First Team All-State
 Mackenzie Lawter, First Team All-State
 Keely Rochard, First Team All-State
 Kelsey Brown, Second Team All-State

Softball America

Keely Rochard, First Team All-American
 Keely Rochard, Top 100 Player
 Kelsey Bennett, Top 100 Player
 Jayme Bailey, Top 100 Player

Preseason

Jayne Bailey, JWOS Preseason Top 150 Player
 Jayme Bailey, Preseason All-ACC Team
 Keely Rochard, JWOS Preseason Top 150 Player
 Keely Rochard, Preseason All-ACC Team
 Darby Trull, JWOS Preseason Top 150 Player
 Darby Trull, Preseason All-ACC Team
 Darby Trull, Softball America Top 100
 Kelsey Bennett, JWOS Preseason Top 150 Player
 Kelsey Bennett, Preseason All-ACC Team
 Kelsey Bennett, Softball America Top 100

BENNETT BOMBS

- Since March 13, Kelsey Bennett has hit six home runs, including her school record three homers in Sunday's win at NC State.
- The sophomore is leading the team with seven homers on the season, tying her total from last season in 25 games.
- Since March 13, Bennett has knocked in 14 runs off nine hits.

BAILEY ON ST. PATRICK'S DAY

- In Wednesday's doubleheader vs. Radford, sophomore Jayme Bailey went 4 for 5 with a double, triple and a home run for five runs batted in.
- The West Virginia native leads the Hokies in both batting average at .417 and RBIs with 20.
- Bailey was second on the team last season in RBIs with 21 in 25 games.

HAVE A DAY, HOKIES

- With eight home runs in the series finale at NC State, Tech set a new school record for home runs in a game.
- The team shattered the previous record of five home runs, hitting that in one inning vs. the Wolfpack.
- Sophomore Kelsey Bennett also broke the school record for home runs in a game for a single player with three.
- Tech set a new record for most players to hit a home run in a game with six Hokies going yard.

FIVE IN A ROW

- After beating NC State 3-1 in their series, the Hokies have won five straight ACC series dating back to the April 2019 series at Boston College.
- Tech holds the longest active streak in the conference after beating NC State, who had won five straight prior to losing to the Hokies.

ROCHARD EARNS NATIONAL HONOR

- After going 3-1 in the Clemson and Florida State series, beating the Seminoles twice including a one-hit shutout, Keely Rochard was named the Wilson NFCA Pitcher of the Week on Feb. 23.
- This is the fourth time in her career that Rochard was named the national pitcher of the week after accomplishing the feat once in 2020 and twice in 2019.
- Rochard is currently 5-1 with a 0.57 ERA in 37.0 innings pitched, holding opponents to a .142 batting average.

FOUR BASES, FOUR TIMES

- Sophomore Grace Chavez has hit a home run in four straight games played, starting with the last game of the Clemson series and every game of the Florida State series.
- The Las Vegas native is second on the team with four home runs after ending last season with a team high seven home runs in 25 games.

I'LL TAKE TWO

- Entering the day without turning a double play on the season, the Hokies infield turned five in the Clemson doubleheader (2/19), helping lead the team to back-to-back wins.
- Freshman second baseman Addy Greene had a hand in all five as Tech's defense and pitching held the Tigers to just one run on the day.

WHAT A RELIEF

- In Game 1 vs. Florida State, freshman pitcher Mackenzie Osborne relieved fellow freshman Ivy Rosenberry and held the Seminoles to just one hit in 4.0 innings.
- The Richlands, Virginia native allowed just two baserunners the entire outing, shutting FSU down the rest of the way.
- Osborne has appeared in two games this season, pitching 5.0 innings and allowing just one hit and one walk.

PARTY LIKE ITS 2007

- The Hokies were ranked No. 14 in the Week 2 USA Today/NFCA Coaches Poll it's highest ranking since 2007 and second-highest ranking ever.
- Tech was ranked No. 13 in the poll for one week in 2007, marking its highest rank in program history.
- The Hokies check in at No. 14 in the Week 2 ESPN.com/USA Softball Poll.

LOCKDOWN PITCHING

- Keely Rochard and Ivy Rosenberry did not allow a run to Kennesaw State in the three-game series to open the season.
- The Owls were seventh in the nation in 2020 in batting average, batting .350 as a team for the season.
- Rochard and Rosenberry held KSU to a .108 batting average, allowing just eight hits combined.

EXTRA EXTRA

- The Hokies hit eight extra-base hits at Kennesaw State, averaging over two per game, with five doubles, two home runs and one triple.
- Jayme Bailey and Emma Ritter lead the team with two a piece, a double and triple for Bailey and a double and home run for Ritter.

NEW YEAR, SAME KEELY

- Starting two out of the three games at Kennesaw State, pitcher Keely Rochard threw two complete game shutouts and struck out 18 batter while doing so.
- Rochard led the country in 2020 in strikeouts (183), wins (15) and shutouts (7).
- In the 14.0 innings pitched this year, Rochard has allowed only five hits and walked ust two batters.

SECOND TIMES THE CHARM

- Freshmen Addy Greene and Emma Ritter both homered in their second career at-bats in Game 1 of the series at Kennesaw State.
- Ritter launched a lead-off solo shot in the fourth inning to increase Tech's lead to 3-0 and two batters later Greene hit a two-run bomb that gave the Hokies a 5-0 lead.
- Both Greene and Ritter started all three games of the series at second base and left field, respectively.



QUITE THE DEBUT

- Freshman Ivy Rosenberry made her first start in Game 2 at Kennesaw State, throwing a complete game shutout.
- The Virginia native allowed just three hits, no walks and struck out two.
- Rosenberry retired 21 of the 24 batters she faced.

THEY'RE BACK

- The Hokies bring back eight starters from last season's 21-4 team, including Keely Rochard, Kelsey Bennett, Jayme Bailey and Darby Trull.
- Kelsey Brown is also back after leading the team in stolen bases last season with 18 in 25 games.
- Catcher Mackenzie Lawter, Designated Player Grace Chavez and First Base Meredith Slaw are also back.

IT'S BEEN A WHILE

- Virginia Tech was ranked No. 15 to start the season the USA Today/NFCA Coaches Poll, its highest preseason ranking since 2008.

NEED A BIGGER SHELF

- Junior pitcher Keely Rochard racked in preseason awards before the 2021 season earning Preseason All-ACC Team, D1Softball & Justin's World of Softball Preseason All-American and named to the USA Softball Collegiate Player of the Year watchlist, to name a few.
- Rochard led the country in strikeouts (183), wins (15) and shutouts (7) in 2020.

CLOSING THE GAP

- Virginia Tech was picked to finish second in the conference behind Florida State in the 2021 ACC Preseason Coaches Poll.
- Tech received 136 points in the poll, just five behind Florida State's 141.
- The two teams were picked to finish first and second, respectively in the 2020 poll, but the Seminoles led the Hokies by a 18-point margin.
- The Hokies and Seminoles were the only teams in the conference to garner first-place votes with FSU receiving nine and VT four.

HOKIES STAY HOT IN FLORIDA

- Tech went 4-1 in Jacksonville at the JU/UNF Spring Break Challenge.
- The Spring Break Challenge was the second time this season the Hokies made the trip to Florida. Tech went 3-2 at the St. Pete/Clearwater Elite Invitational.

ROCHARD NEARLY PERFECT

- Keely Rochard threw her fourth-career no-hitter at Jacksonville, throwing seven innings and striking out 13 batters.
- A first-inning walk was the difference in the no-hitter and a perfect game, which would have been the second of her career.
- Rochard nearly threw back-to-back no-hitters against Stony Brook. The Seawolves got a hit with two outs in the bottom of the seventh to break up almost 14-straight innings of no-hit ball.

TECH SWEEPS IN CHARLESTON

- The Hokies went 5-0 at the Charleston Invitational last week, winning all five by at least five runs and two by run-rule.
- Tech beat Dartmouth 12-2 [5], Army 8-3, Bradley 9-1, North Carolina A&T 16-0 [5] and College of Charleston 5-0.
- Meredith Slaw led the team in RBIs for the weekend with eight in just seven at-bats. She set career-highs in RBIs (4), hits (2) and runs scored (2) vs. North Carolina A&T.
- Kaylee Hewitt threw her first career no-hitter.

HEWITT THROWS NO-NO

- Freshman Kaylee Hewitt threw her first career no-hitter against North Carolina A&T.
- She accomplished the feat with only 59 pitched through five innings.
- Hewitt was one walk from a perfect game after she allowed a base on balls in the first inning and retired every batter after.
- She finished the game with seven strikeouts, one short of her career high.

HOKIES IMPRESS IN CLEARWATER

- Tech defeated three ranked opponents at the St. Pete/Clearwater Elite Invitational.
- The Hokies took down #18/17 South Carolina, #14/13 Minnesota and #21/23 Northwestern in Florida.
- Minnesota was the highest ranked opponent that Tech beat at a neutral site since No. 8 Georgia on March 1, 2019.
- The Hokies were ranked No. 24/25 following the weekend. the Hokies last year.

STARTERS SUMMARY

Player	GS	Position										Batting Order									
		p	c	1b	2b	3b	ss	lf	cf	rf	of	dh	1st	2nd	3rd	4th	5th	6th	7th	8th	9th
8 Kelsey Bennett	31	23	8	5	22	2	2	.	.	.
2 Jayme Bailey	31	.	.	24	7	3	7	21
4 Darby Trull	29	29	7	1	.	1	14	6	.
21 Kelsey Brown	29	27	2	28	1
26 Addy Greene	24	.	.	.	18	.	6	5	.	.	.	2	7	10
90 Emma Ritter	22	4	.	18	2	3	12	3	2
3 Keely Rochard	21	21
18 Mackenzie Law	21	.	21	1	1	.	.	.	5	14
28 Grace Chavez	19	19	.	.	15	1	.	1	.	2
24 Morgan Overait	17	.	.	.	13	2	.	.	.	1	.	1	.	.	1	2	.	3	8	2	1
12 Alexa Milius	17	.	10	.	.	6	1	.	.	.	2	.	1	1	3	7
97 Cameron Faga	17	17	3	14
11 Cana Davis	14	5	.	9	.	.	.	3	1	1	1	2	5
34 Ivy Rosenberry	7	7
16 Meredith Slaw	7	.	.	7	3	1	1	2	.
10 Mackenzie Osb	3	3
19 Maddie Rountr	1	1	1



SOMETHING ABOUT THE OPENER

- For the second straight season under Pete D'Amour's direction, the Hokies broke the school record for stolen bases in the season-opening week-end in 2020.
- Tech put together eight steals at Coastal Carolina last Friday night, topping the previous high of seven set versus Purdue last year.
- The Hokies, as stated on the first page, rank 10th in the country in steals per game (3.0).

RACK 'EM UP

- When pitcher Keely Rochard threw 15 chairs against Iowa, it marked the first time a Hokie had 15 Ks since Feb. 27, 2016, when Maggie Tyler had 15 of her own versus USC Upstate.

LITTLE CRAY TO SAY THE LEAST

- The improvement in numbers from 2018 to 2019 are pretty drastic to say the least thanks to a new coaching staff and players playing up to their potential.
- Below are just a few of the quite contrast in hitting and pitching numbers.

Statistics	'2018	'2019	Dif.
Batting average	.242	.334	+.092
Hits	341	515	+174
Runs	172	395	+223
Home runs	35	97	+62
Doubles	69	98	+29
Pitcher strikeouts	316	359	+43
ERA	2.34	1.98	0.36
Shutouts	8	22	+14
Errors	48	47	+1

A HISTORY LESSON

- Tech has been to nine regionals in its storied history, including five of the last nine years, and owns an overall record of 14-17 in regionals.
- The kicker is that it hasn't made it out of one since 2008, when it went onto the Ann Arbor Super Regional and eventually the WCWS.
- Of the nine NCAA regional trips, eight of the nine have been on SEC campuses.
- Below are the Hokies' nine regional appearances and how they turned out.

Site	Year	Record	Regional Winner
Lexington, Ky.	2019	2-2	Kentucky
Knoxville, Tenn.	2015	0-2	Tennessee
Knoxville, Tenn.	2014	1-2	Tennessee
Lexington, Ky.	2013	3-2	Kentucky
Knoxville, Tenn.	2012	2-2	Tennessee
Knoxville, Tenn.	2008	3-1	Virginia Tech
Columbus, Ohio	2007	1-2	Cal State Fullerton
Knoxville, Tenn.	2006	1-2	Tennessee
Knoxville, Tenn.	2005	1-2	Tennessee

TALK ABOUT A TURNAROUND

- Under Tech coach Pete D'Amour's guidance, Tech cracked the NCAA record book for biggest turnarounds.
- The minimum is 20 more wins than the previous season. Tech's 21 1/2-win differential is tied for the 18th-most in NCAA history and most since 2011, when Indiana had a 21 1/2-game turnaround.

TECH SOFTBALL PARK



QUICK FACTS

Surface	Grass outfield, dirt infield
Dimensions (LF-CF-RF)	200-220-200
First Game	March 25, 1998, W, 8-6 (8 Inn.) vs. Charlotte
Seasons in Use	22nd Season
Record at TSP	302-160 (66%) Games: 462
vs. Ranked Teams	45-112 (29%) Games: 157

UNDER D'AMOUR

At TSP	22-6
ACC Record at home	11-5
vs. Nonconference at home	11-1
vs. Ranked Teams at home	1-1

The Virginia Tech softball team has the luxury of playing and practicing in some of the finest facilities on the East Coast. Using the Tech Softball Park, Softball Indoor Facility and a state-of-the-art weight room, the Hokies train in terrific facilities designed to help them win championships. Combined with a new locker room and one of the best scoreboard and video boards in the country, the Hokies have it all when it comes to what they need to win.

Tech Softball Park, which was completed in the fall of 1997, has dimensions of 200 feet down the lines and 220 feet to center field. In January of 2008, an additional 746 permanent seats were installed, bringing the capacity up from 336 to 1,024. The new bleachers match the ones that were already in place and now extend down to the end of both dugouts.

Thanks to an anonymous donation, TSP now has seatbacks in the section behind home plate, which was completed in fall 2017.



ACC REGULAR-SEASON CHAMPS

- For the first time since 2007 and only the second time in school history, the Hokies came away with the best record in the ACC during the regular season.
- Tech's 20-4 record in ACC play topped Florida State's clip of 19-5, giving them a one-game advantage and the crown. It also won the Coastal Division for the first time in program history.
- But the Seminoles would get it done in the ACC Championship, winning the 10-team tournament on their home field.

THE BEST IN THE ACC

- In 2019, Tech led the ACC in a few categories when it came to the plate and the circle.
- The Hokies boasted three team categories that sat atop the league's stats.
- As a team, Tech had the best batting average (.334), fewest hits allowed (293) and shutouts (22).

US & OU

- Tech, made up of an elite pitching staff and a bunch of sound batters, was one of only two teams in the nation in 2019 to be in the top six nationally in shutouts (22) and batting average (.334).
- The other school was Oklahoma, the Big 12 champion and the WCWS runner-up.
- A comparison of the two juggernauts is below with the (#) signifying where the mark ranked in the land.

School	BA	HR/PG	R/PG	SHO	ERA
OU	.344 (#1)	1.83 (#1)	7.30 (#3)	28 (#1)	1.40 (#1)
VT	.334 (#4)	1.67 (#3)	6.81 (#6)	22 (#4)	1.98 (#20)

OUT AHEAD

- The Hokies in 2019 typically got off to a fast start, outscoring their opponents 235-32 in the first three innings of games in Year 1 of the Pete D'Amour era.
- They outscored their opponents 90-10 in the first inning, 62-11 in the second and 83-11 in the third.
- Tech went 45-3 when it scored first last year and an underwhelming 2-8 when its opponent scored first.

THE MOUNTAINTOP

- After winning all three of its games at Boston College for their final ACC series, the Hokies finished with the most ACC wins in school history, boasting 20 in 2019.
- Of those 20, 12 came on the road with Tech owning a perfect 12-0 record in ACC road games.

Year	ACC Ws	Overall Record	Postseason
2019	20	45-9 (20-4 ACC)	Regionals (Lexington)
2014	19	36-23 (19-9 ACC)	Regionals (Knoxville)
2008	16	49-19 (16-5 ACC)	WCWS (Oklahoma City)
2007	15	49-16 (15-5 ACC)	Regionals (Columbus)

I'M A MAN, I'M 40

- With getting a W vs. the Tar Heels, Tech eclipsed the 40-win plateau for the first time since 2012.
- It has only happened eight times in program history out of 24 years of being a program (1996). Below are the most wins in school history.

Year	Wins	Overall Record	Postseason
1999	54	54-16 (14-2 A-10)	L, A-10 title game
2008	49	49-19 (16-5 ACC)	WCWS (OKC)
2007	49	49-16 (15-5 ACC)	Regionals (Columbus)
2019	47	47-11 (20-4 ACC)	Regionals (Lexington)
2005	44	44-25 (4-13 ACC)	Regionals (Knoxville)
2012	42	42-21 (12-8 ACC)	Regionals (Knoxville)
2002	42	42-18 (12-8 BIG EAST)	L, BIG EAST title game
2000	41	41-22 (12-4 A-10)	L, A-10 title game

SHUT 'EM DOWN

- Pitcher Keely Rochard had a knack for not allowing an opponent to sniff the plate in 2019.
- She was one of only 19 players to have 10 or more shutouts and finished tied for eighth in the land with 11 on the season.
- The Hokies have a chance of seeing a player who was also one of the top 19 players in Northwest-ern's Danielle Williams (13 shutouts) on Sunday.

A SENSE OF URGENCY

- The Hokies batted a sizzling .598 (79 of 132) with a runner on third base and there are less than two outs in 2019. Having a sense of urgency, Tech typically knocked that runner in - and then some.

2008 WOMEN'S COLLEGE WORLD SERIES TEAM



QUICK FACTS

Record	49-19 (.721)
ACC Record	16-5 (.752)
Home	15-5 (.750)
Away	18-5 (.782)
Neutral	16-9 (.640)
vs. Ranked Teams	8-9
Highest Ranking	No. 8 in final NFCA Poll
Lowest Ranking	No. 24 in Week 3 NFCA Poll

THE RUN

ACC Championship W, 7-4 Maryland | W, 2-0 Florida State | W 2-0 NC State
 NCAA Regionals W, 1-0 [10] Louisville | W, 4-0 Tennessee | L, 7-1 UT | W 4-2 UT
 NCAA Super Regionals L, 1-0 Michigan | W, 1-0 Michigan | W, 6-1 Michigan
 WCWS L, 1-0 Texas A&M | L, 2-0 [9] Florida

In 2008, the Hokies reached new levels, culminating with a trip to Oklahoma City for the Women's College World Series. After finishing second in the regular season, the Hokies rolled through the ACC Tournament for the second time in a row, guaranteeing them their fourth straight NCAA Regional appearance.

Pitcher Angela Tincher led the way in the circle, winning All-America honors and National Player of the Year. She became only the third person at the time in NCAA softball history to rack up over 2,000 career strikeouts.

The Hokies made their first trip ever to the WCWS and finished the season with a school-record 50 wins, program-best 16 ACC wins and highest-ever finish in the NFCA poll with a No. 8 ranking in the final poll.

Tech also had a historic upset of the U.S. National Team, breaking the Red, White & Blue's 185-game, pre-Olympic exhibition tour winning streak with a 1-0 win on March 26.



RESULTS

Date	Opponent	Score	Inns	Overall	ACC	Pitcher of record	Attend	Time
Feb 13, 2021	at Kennesaw State-1	w 6-0	7	1-0-0	0-0-0	K. Rochard (W 1-0)	80	2:35
Feb 13, 2021	at Kennesaw State-2	w 6-0	7	2-0-0	0-0-0	Rosenberry (W 1-0)	80	1:48
Feb 14, 2021	at Kennesaw State	w 4-0	7	3-0-0	0-0-0	K. Rochard (W 2-0)	80	1:43
* Feb 18, 2021	at Clemson	L 1-8	7	3-1-0	0-1-0	K. Rochard (L 2-1)	234	1:59
* Feb 19, 2021	at Clemson-1	w 9-0	5	4-1-0	1-1-0	Rosenberry (W 2-0)	372	1:31
* Feb 19, 2021	at Clemson	w 4-1	7	5-1-0	2-1-0	K. Rochard (W 3-1)	372	1:55
* Feb 20, 2021	vs #13 Florida State-1	L 1-7	7	5-2-0	2-2-0	Rosenberry (L 1-1)	88	2 ho
* Feb 20, 2021	vs #13 Florida State-2	w 9-1	5	6-2-0	3-2-0	K. Rochard (W 4-1)	88	1:45
* Feb 21, 2021	vs #13 Florida State	w 6-0	7	7-2-0	4-2-0	K. Rochard (W 5-1)	88	2:11
* Mar 12, 2021	at NC State	w 4-2	7	8-2-0	5-2-0	K. Rochard (W 6-1)	0	2:16
* Mar 13, 2021	at NC State-1	L 0-8	5	8-3-0	5-3-0	Rosenberry (L 2-2)	-	1:30
* Mar 13, 2021	at NC State-2	w 12-2	6	9-3-0	6-3-0	K. Rochard (W 7-1)	-	2:29
* Mar 14, 2021	at NC State	w 17-4	5	10-3-0	7-3-0	K. Rochard (W 8-1)	0	2:05
Mar 17, 2021	RADFORD-1	w 11-1	5	11-3-0	7-3-0	Rosenberry (W 3-2)	300	1:20
Mar 17, 2021	RADFORD-2	w 9-1	5	12-3-0	7-3-0	M. Osborne (W 1-0)	300	1:35
* Mar 19, 2021	PITT	w 9-0	5	13-3-0	8-3-0	K. Rochard (W 8-1)	300	1:40
* Mar 20, 2021	PITT-1	L 3-5	7	13-4-0	8-4-0	Rosenberry (L 3-3)	300	2:10
* Mar 20, 2021	PITT-2	w 5-0	7	14-4-0	9-4-0	K. Rochard (W 10-1)	300	2:10
* Mar 21, 2021	PITT	w 2-0	7	15-4-0	10-4-0	K. Rochard (W 11-1)	300	1:50
Mar 24, 2021	VIRGINIA	w 7-0	7	16-4-0	10-4-0	K. Rochard (W 12-1)	300	2:04
* Mar 26, 2021	at Louisville	w 3-0	7	17-4-0	11-4-0	K. Rochard (W 13-1)	232	2:03
* Mar 27, 2021	at Louisville-1	w 2-0	7	18-4-0	12-4-0	K. Rochard (W 14-1)	-	1:43
* Mar 27, 2021	at Louisville-2	L 2-3	7	18-5-0	12-5-0	K. Rochard (L 14-2)	256	1:40
* Mar 28, 2021	at Louisville	w 8-0	5	19-5-0	13-5-0	K. Rochard (W 15-2)	189	1:37
Mar 30, 2021	at Virginia	w 9-1	7	20-5-0	13-5-0	K. Rochard (W 16-2)	95	2:34
* Apr 2, 2021	at #12 Duke	w 4-1	7	21-5-0	14-5-0	K. Rochard (W 17-2)	0	2:16
* Apr 3, 2021	at #12 Duke-1	w 7-3	7	22-5-0	15-5-0	K. Rochard (W 18-2)	-	2:17
* Apr 3, 2021	at #12 Duke-2	w 4-2	(8)	23-5-0	16-5-0	Rosenberry (W 2-0)	-	2:17
* Apr 04, 2021	at #12 Duke	L 1-3	7	23-6-0	16-6-0	K. Rochard (L 18-3)	0	1:51
Apr 07, 2021	LONGWOOD-1	w 2-0	7	24-6-0	16-6-0	K. Rochard (W 19-3)	-	1:24
Apr 07, 2021	LONGWOOD-2	w 11-6	7	25-6-0	16-6-0	Rosenberry (W 5-3)	300	2:07

* = Conference game

() extra inning game



THE LAST TIME VIRGINIA TECH..

Recorded 10+ hits in a game	10 at No. 12/14 Duke [1] (4/3/21)
Recorded 15+ hits in a game	16 at NC State (3/14/21)
Scored 10+ runs in a game	11 vs. Longwood [2] (4/7/21)
Scored 15+ runs in a game	17 at NC State (3/14/21)
Drew eight walks or more in a game	8 vs. Dartmouth (2/21/20)
Stole five or more bases in a game	5 vs. Pitt [2] (3/20/21)
Hit 3 home runs in a game	3 at George Mason (3/11/20)
Hit 4 home runs in a game	4 vs. Radford [2] (3/17/21)
Hit 4+ home runs in a game	8 at NC State (3/14/21)
Had 3+ players with 3+ hits in a game	3-Lauren Duff, 3-Emma Strouth & 3-Carolina Schoenewald, WCU [1] (4/25/17)
Turned a triple play	No. 1 Florida State, L, 12-5 [5] (3/10/17)
Highest ranked opponent defeated	No. 4 Michigan, 6-2, at Gainesville, Fla. (2/20/99)
Defeated ranked opponent at home	No. 20/17 JMU, 12-0 [5] (4/10/19)
Highest ranked opponent defeated at home	No. 6 JMU, 2-1 (4/6/16)
Defeated ranked opponent on the road	No. 12/14 Duke, 4-2 [2] (4/3/21)
Highest ranked opponent defeated on the road	No. 6 Michigan, 6-1 (5/25/08)
Defeated ranked opponent at neutral site	vs. No. 13/14 Florida State, 6-0, in Alanta, Ga. (2/21/21)
Highest ranked opponent defeated at neutral site	No. 4 Michigan, 6-2, at Gainesville, Fla. (2/20/99)
Defeated a top-10 team	No. 8 Georgia, 7-6 [8 inn.] (3/1/19)
Won a run-rule game	at Louisville, 8-0 [5 inn.] (3/28/21)
Lost a run-rule game	at NC State [1], 8-0 [5 inn.] (3/13/21)
Won an extra-inning game	at No. 12/14 Duke [2], 4-2 [8 inn.] (4/3/21)
Lost an extra-inning game	vs. Iowa, 4-3 [8 inn.] (2/9/20)
Was no-hit by	Alexa Romero, vs. Syracuse, L, 2-0 (3/9/18)

THE LAST TIME A TECH PLAYER..

Recorded five hits in a game	Caroline Schoenewald, vs. Lamar (2/8/18)
Recorded four hits in a game	Darby Trull, vs. Army (2/21/20)
Drove in 5+ runs in a game	7, Kelsey Bennett at NC State (3/14/21)
Scored 4+ runs in a game	4, Jayme Bailey at NC State (3/14/21)
Hit a grand slam	Alexa Milius at NC State (3/14/21)
Hit 2+ home runs in a game	3, Kelsey Bennett at NC State (3/14/21)
Player hit back-to-back home runs	2 inn. & 3 inn., Kelsey Bennett at NC State (3/14/21)
Players hit back-to-back home runs	Cana Davis and Alexa Milius vs. Radford [1] (3/17/21)
Players hit back-to-back-to-back home runs	3rd inn. J. Bailey, K. Bennett and M. Overaitis vs. Radford [2] (3/17/21)
Hit for the cycle	Never
Had 2+ doubles in a game	2, Kelsey Brown vs. Longwood [2] (4/7/21)
Had 2+ triples in a game	2, Courtney Brinkman at ETSU (4/25/02)
Drew 4+ walks in a game	4, Courtney Liddle vs. Miami (3/10/12)
Stole 3+ bases in a game	3, Kat Banks vs. Boston College (3/27/11)
Had a walk-off home run	Grace Chavez vs. Radford [2], 9-1 [5] (3/17/21)
Had a walk-off grand slam	Betty Rose vs. Cornell, 8-4 (3/20/12)
Had a walk-off hit	Caroline Schoenewald vs. Liberty 1-0 [8] (4/10/18)

THE LAST TIME A TECH PLAYER..

Struck out 15+ batters	16, Keely Rochard at Louisville (3/26/21)
Struck out 10+ batters	10, Keely Rochard vs. Longwood [1] (4/7/21)
Threw a no-hitter	Keely Rochard at Virginia (3/8/20)
Threw a 7-inning no-hitter	Keely Rochard at Virginia (3/8/20)
Threw a 7-plus-inning no hitter	Angela Tincher vs. Florida State (5/10/08)
Threw a perfect game	Keely Rochard vs. No. 20/17 JMU [5 Inn.] (4/10/19)
Threw a 7-plus-inning perfect game	Angela Tincher vs. Florida State [8 Inn.] (3/24/07)

THE LONGEST TECH GAMES..

14 Innings	Virginia Tech 3, Florida State 2; First Round of 2005 ACC Championship (College Park, Md.)
13 Innings	Virginia Tech 3, Marshall 2; 2013 NCAA Tournament (Lexington, Ky.)
12 Innings	BC 2, VT 1; 2003 (Chestnut Hill), VT 1, Louisville 0; 2005 NAAs (Knoxville), Arizona 4, VT 3; 2008 (Tucson)
11 Innings	VT 2, Liberty 1; 2000 (Chattanooga); VT 6, Nevada 5; 2005 (Las Vegas)
10 Innings	10 times; last: Virginia Tech 6, Pitt 3; 2015 (Pittsburgh, Pa.)
9 Innings	25 times; last: Lamar 10, Virginia Tech 9 (Gulf Shores, Ala.)

What's a Hokie?



The answer leads all the way back to 1896 when Virginia Agricultural and Mechanical College changed its name to Virginia Polytechnic Institute. With the change came the necessity for writing a new cheer and a contest for such a purpose was held by the student body.

Senior O.M. Stull won first prize for his "Hokie" yell which is still used today. Later, when asked if "Hokie" had any special meaning, Stull explained the word was solely the product of his imagination and was used only as an attention-getter for his yell. It soon became a nickname for all Tech teams and for those people loyal to Tech athletics.

The official university school colors - Chicago Maroon and Burnt Orange - also were introduced in 1896. The colors were chosen by a committee because they made a 'unique combination' not worn elsewhere at the time. The official definition of "Hokie" is "a loyal Virginia Tech Fan".

'19 CLASS OF ACC COACHES

- The Atlantic Coast Conference entered 2019 with five new softball head coaches from its then-12 member institutions, including Louisville's Holly Aprile, NC State's Jennifer Patrick-Swift, Pitt's Jodi Hermanek, Syracuse's Shannon Doepking and Virginia Tech's Pete D'Amour.
- Previously, Aprile was the head coach at Pitt, Patrick-Swift was the head coach at St. Francis, Hermanek was the head coach at Ohio, Doepking was the head coach at Dartmouth and D'Amour was the head coach at Kennesaw State.

Name	Team	Overall	Win. %
Pete D'Amour	Virginia Tech	93-21	.816
Jennifer Patrick-Swift	NC State	71-44	.617
Holly Aprile	Louisville	58-51	.532
Shannon Doepking	Syracuse	47-53	.470
Jodi Hermanek	Pitt	31-78	.284

SOFTBALL INDOOR FACILITY

- The facility, which is attached to Rector Field House (track & field) and immediately adjacent to Tech Softball Park, opened the fall 2018 and provides the Hokies with an indoor infield for practice during inclement weather, along with four cages for hitting and pitching practice.
- The one-story building also features two coaches rooms, an equipment room, a team room, a film room, a mudroom and team facilities. The facility will be available to the program year-round and will have uses for practice, team events and gameday necessities. The new facility will encompass more than 16,000 square feet.
- The facility was designed by Cannon Designs and was built by Branch Associates of Salem, Virginia. This project was a part of a larger plan that vastly improved Rector Field House (track & field) and all of the adjacent athletics facilities. Total cost was roughly \$18 million.



HOME RUN TRACKER

Who	What	Count	When
Emma Ritter	Solo HR to LC	1-0 (4 inn.)	at Kennesaw State [1] (2/13/21)
Addy Greene	2-run HR to RF	0-0 (4 inn.)	at Kennesaw State [1] (2/13/21)
Jayne Bailey	3-run HR to RF	1-1 (3 inn.)	at Clemson [1] (2/19/21)
Meredith Slaw	3-run HR to RC	1-1 (3 inn.)	at Clemson [1] (2/19/21)
Grace Chavez	Solo HR to LL	3-1 (3 inn.)	at Clemson [2] (2/19/21)
Grace Chavez	Solo HR to LF	1-0 (1 inn.)	vs. No. 13/14 Florida State [1] (2/20/21)
Grace Chavez	3-run HR	1-0 (3 inn.)	vs. No. 13/14 Florida State [2] (2/20/21)
Kelsey Bennett	2-run HR	0-0 (3 inn.)	vs. No. 13/14 Florida State [2] (2/20/21)
Cameron Fagan	3-run HR	1-1 (5 inn.)	vs. No. 13/14 Florida State (2/21/21)
Grace Chavez	Solo HR	3-2 (5 inn.)	vs. No. 13/14 Florida State (2/21/21)
Kelsey Bennett	Solo HR	0-1 (4 inn.)	at NC State [2] (3/13/21)
Kelsey Bennett	2-run HR	2-2 (2 inn.)	at NC State (3/14/21)
Cana Davis	Solo HR	0-0 (2 inn.)	at NC State (3/14/21)
Kelsey Bennett	2-run HR	2-0 (3 inn.)	at NC State (3/14/21)
Jayne Bailey	2-run HR	1-1 (5 inn.)	at NC State (3/14/21)
Alexa Milius	Grand Slam	3-2 (5 inn.)	at NC State (3/14/21)
Cameron Fagan	Solo HR	1-2 (5 inn.)	at NC State (3/14/21)
Kelsey Bennett	3-run HR	0-0 (5 inn.)	at NC State (3/14/21)
Morgan Overaitis	Solo HR	1-2 (5 inn.)	at NC State (3/14/21)
Cana Davis	Solo HR to LF	0-2 (3 inn.)	vs. Radford [1] (3/17/21)
Alexa Milius	Solo HR to LC	1-1 (3 inn.)	vs. Radford [1] (3/17/21)
Kelsey Bennett	Solo HR to RF	0-0 (4 inn.)	vs. Radford [1] (3/17/21)
Kayleigh Addington	2-run HR to LC	0-0 (4 inn.)	vs. Radford [1] (3/17/21)
Jayne Bailey	2-run HR to LF	0-0 (3 inn.)	vs. Radford [2] (3/17/21)
Kelsey Bennett	Solo HR to CF	0-0 (3 inn.)	vs. Radford [2] (3/17/21)
Morgan Overaitis	Solo HR to RC	1-1 (3 inn.)	vs. Radford [2] (3/17/21)
Grace Chavez	Solo HR to LF	2-0 (5 inn.)	vs. Radford [2] (3/17/21)
Grace Chavez	Solo HR to CF	2-2 (4 inn.)	vs. Virginiaia (3/24/21)
Morgan Overaitis	Solo HR to RC	0-1 (6 inn.)	vs. Virginia (3/24/21)
Cana Davis	2-run HR to RC	0-1 (2 inn.)	at Louisville (3/28/21)
Jayne Bailey	Solo HR to LF	3-1 (3 inn.)	at Louisville (3/28/21)
Kelsey Bennett	Solo HR to CF	2-2 (7 inn.)	at No. 12/14 Duke [1] (4/3/21)
Emma Ritter	2-run HR to LL	0-1 (8 inn.)	at No. 12/14 Duke [2] (4/3/21)
Mackenzie Lawter	Solo HR to LF	0-0 (5 inn.)	at No. 12/14 Duke (4/4/21)
Jayne Bailey	Solo HR to LL	0-1 (1 inn.)	vs. Longwood [1] (4/7/21)
Alexa Milius	Solo HR to LF	1-0 (4 inn.)	vs. Longwood [1] (4/7/21)

Home Run Totals

Bennett (8) | Chavez (6) | Bailey (5) | Davis (3) | Overaitis (3) | Milius (3) | Fagan (2) | Ritter (2) | Greene (1) | Lawter (1) | Slaw (1) | Addington (1)

HR Tidbits

Total team HRs: 36 | First-pitch HRs: 9 | Full-count HRs: 2 | Leadoff HRs: 5 | Walkoff HRs: 1



D'AMOUR'S RECORD WHEN...

Total:	172-58
Conference:	64-19
Nonconference:	108-39
Home:	68-22
Away:	61-22
Neutral:	43-14
Day:	125-43
Night:	47-15
1-Run games:	28-19
2-Run games:	22-7
5+Run games:	88-20
Extra innings:	9-6
Shutouts:	64-12
Scoring 0-2 runs:	16-32
Scoring 3-5 runs:	50-21
Scoring 6-9 runs:	74-4
Scoring 10+ runs:	32-0
Opponent 0-2 runs:	131-6
Opponent 3-5 runs:	34-20
Opponent 6-9 runs:	8-25
Opponent 10+ runs:	0-7
Scored in 1st inning:	82-10
Scores first:	145-19
Opp. scores first:	27-39
After 4 leading:	132-7
After 4 trailing:	10-40
After 4 tied:	24-11
After 5 leading:	125-6
After 5 trailing:	8-40
After 5 tied:	16-9
After 6 leading:	117-3
After 6 trailing:	4-40
After 6 tied:	12-7
Hit 0 home runs:	53-37
Hit 1 home run:	49-17
Hit 2+ home runs:	70-4
Opponent 0 home runs:	125-25
Opponent 1 home run:	35-20
Opponent 2+ HRs:	14-13
Made 0 errors:	84-24
Made 1 error:	50-16
Made 2+ errors:	34-19
Opp. made 0 errors:	57-21
Opp. made 1 error:	59-16
Opp. made 2+ errors:	57-20
Out-hit opponent:	149-8
Out-hit by opponent:	14-41
Hits are tied:	8-9

GAMES SUMMARY

Score by innings	1	2	3	4	5	6	7	8	Total
Virginia Tech	33	21	40	28	33	16	5	2	178
Opponents	5	10	14	9	16	5	0	0	59

Record when ...									
Overall	25-6							After 4 leading	22-1
Conference	16-6						 trailing	0-5
Non-Conference	9-0						 tied	3-0
Home games	8-1							After 5 leading	16-1
Away games	15-4						 trailing	1-4
Neutral site	2-1						 tied	1-0
Day games	19-6							After 6 leading	16-0
Night games	6-0						 trailing	0-5
vs Left starter	2-0						 tied	1-0
vs Right starter	23-6							Hit 0 home runs	11-4
1-Run games	0-1							... 1 home run	4-2
2-Run games	5-2							... 2+ home runs	10-0
5+Run games	15-3							Opponent 0 home runs	20-3
Extra innings	1-0						 1 home run	2-1
Shutouts	13-1						 2+ HRs	3-2
Scoring 0-2 runs	3-5							Made 0 errors	14-3
..... 3-5 runs	7-1						 1 error	4-0
..... 6-9 runs	11-0						 2+ errors	7-3
..... 10+ runs	4-0							Opp. made 0 errors	11-3
Opponent 0-2 runs	22-0						 1 error	8-2
..... 3-5 runs	2-3						 2+ errors	6-1
..... 6-9 runs	1-3							Out-hit opponent	25-1
..... 10+ runs	0-0							Out-hit by opponent	0-4
Scored in 1st inning	12-2							Hits are tied	0-1
Opp. scored in 1st	2-1								
Scores first	24-2								
Opp. scores first	1-4								

Record when team scores:

Runs	0	1	2	3	4	5	6	7	8	9	10+
W-L	0-1	0-3	3-1	1-1	5-0	1-0	3-0	2-0	1-0	5-0	4-0

Record when opponent scores:

Runs	0	1	2	3	4	5	6	7	8	9	10+
W-L	13-0	6-0	3-0	1-2	1-0	0-1	1-0	0-1	0-2	0-0	0-0

Record when leading after:

Inn.	1	2	3	4	5	6
W-L	11-1	13-1	19-2	22-1	16-1	16-0

Record when trailing after:

Inn.	1	2	3	4	5	6
W-L	1-0	2-2	0-4	0-5	1-4	0-5

Record when tied after:

Inn.	1	2	3	4	5	6
W-L	13-5	10-3	6-0	3-0	1-0	1-0

WHERE THEY AT

- Tech has 26 players on the squad who represent 10 states, including three out West and two each from the Midwest and Northeast.
- Virginia is where the most players (15) are from on the team, making up 58 percent.
- The next most popular spot, the only other state with more than one player, is Georgia with two.

STATES

Virginia (15)

#3 Keely Rochard	#5 Jenna Pearson
#10 Mackenzie Osborne	#11 Cana Davis
#15 Emma Yates	#16 Meredith Slaw
#18 Mackenzie Lawter	#19 Maddie Rountree
#20 Maddy Federico	#21 Kelsey Brown
#22 Majja Louko	#26 Addy Greene
#27 Rebecca Ludwig	#31 Kayleigh Addington
#34 Ivy Rosenberry	

STATES

Georgia (2)

#7 Keara Napoli	#8 Kelsey Bennett
-----------------	-------------------

Connecticut (1)

#12 Alexa Milius	#97 Cameron Fagan
------------------	-------------------

Iowa (1)

#17 Molly Jacobson	#90 Emma Ritter
--------------------	-----------------

Michigan (1)

#24 Morgan Overaitis	#28 Grace Chavez
----------------------	------------------

South Carolina (1)

#4 Darby Trull	#33 Kaylee Hewitt
----------------	-------------------

West Virginia (1)

#2 Jayme Bailey	
-----------------	--



WHEN THE LONG BALL...

- If a player under Coach D'Amour hits a home run, the outcome is likely over. D'Amour is 49-17 when there is one homer and 70-4 if two or more.



2019 RECORDS

TEAM BATTING

- Tech had its best season at the plate in school history, being in its 24th season.
- The Hokies broke seven school records in the team batting category for a single season.
- Batting average: .334
- Slugging percentage: .598
- On-base percentage: .417
- Runs scored: 395
- Home runs: 97
- RBIs: 368
- Total bases: 922
- They also broke and tied some records for most in a single game.
- Home runs in a game : Tied at No. 1 with five set twice in 2019 (at NC State on March 16 and at Pitt on March 23).
- Most stolen bases in a game: Seven versus Purdue on Feb. 10.
- Most home runs hit in a game by an individual: Two done by Kelsey Bennett (vs. Texas State on Feb. 23), Caitlyn Nolan (at Radford on Feb. 27 and vs. UAB on March 2), Mackenzie Lawter vs. Binghamton (March 19) and Lauren Duff (vs. JMU on March 10).

SEASON LEADERS

- The record book for season leaders took a big hit in 2019.
- The offensive end was where most of the damage was made, but there were some records in the circle.
- This slugging percentage stat is insane - the top five slugging percentages in school history had four in one season.
- No. 1 Kelsey Bennett (.725), No. 2 Caitlyn Nolan (.720) No. 3 Emma Strouth (.705) and No. 4 Darby Trull (.642).
- Runs scored: Tied No. 1 Emma Strouth (50) and No. 1 Al Velazquez (50).
- Home runs: No. 1 Caitlyn Nolan (19)
- RBIs: No. 1 Emma Strouth (68), No. 2 Caitlyn Nolan (55).
- Sacrifice Flies: Tied No. 1 Caitlyn Nolan (6)
- Pitching winning percentage: No. 1 Keely Rochard (.880).
- On-base percentage: No. 2 Jayme Bailey (.497).

BY CLASS LEADERS

- The Hokies rewrote the record book for accomplishments broken up by their year in school.
- The freshman records:
 - Home runs: Kelsey Bennett (14)
 - Total bases: Kelsey Bennett (116)
 - Batting average: No. 1 Jayme Bailey (.380)
 - Slugging percentage: No. 1 Kelsey Bennett (.725)
- The sophomore records:
 - Runs scored: Al Velazquez (50)
 - Batting average: No. 1 Darby Trull (.406)
 - Slugging percentage: No. 1 Darby Trull (.642)
 - Shutouts: Keely Rochard (11)
- The senior records:
 - Runs scored: Emma Strouth (50)
 - Hits: Emma Strouth (74)
 - Home runs: Caitlyn Nolan (19)
 - RBIs: Emma Strouth (68)
 - Batting average: No. 1 Emma Strouth (.404)
 - Slugging percentage: No. 1 Caitlyn Nolan (.720)
 - Sacrifice flies: Caitlyn Nolan (6)



TEAM/INDIVIDUAL HIGHS

TEAM GAME HIGHS

Batting

At bats: 34 - at Virginia (Mar 30, 2021)
 Runs scored: 17 - at NC State (Mar 14, 2021)
 Hits: 16 - at NC State (Mar 14, 2021)
 RBIs: 17 - at NC State (Mar 14, 2021)
 Doubles: 4 - vs Longwood (Apr 07, 2021)
 Triples: 2 - at Duke (Apr 3, 2021)
 Home runs: 8 - at NC State (Mar 14, 2021)
 Total bases: 41 - at NC State (Mar 14, 2021)
 Walks: 8 - vs Longwood (Apr 07, 2021)
 Strikeouts: 9 - vs Florida State (Feb 20, 2021 at Atlanta, Ga.)
 Sac hits: 1 - (4 times)
 Sac flies: 2 - vs Virginia (Mar 24, 2021)
 2 - at Duke (Apr 3, 2021)
 Stolen bases: 6 - vs Pitt (Mar 19, 2021)
 Hit by pitch: 3 - at Virginia (Mar 30, 2021)
 3 - vs Longwood (Apr 07, 2021)
 Caught stealing: 1 - (6 times)
 Runners LOB: 9 - at Kennesaw State (Feb 13, 2021)
 9 - at Virginia (Mar 30, 2021)
 Hit into DP: 2 - at Louisville (Mar 27, 2021)

Fielding

Putouts: 24 - at Duke (Apr 3, 2021)
 Assists: 17 - at Kennesaw State (Feb 13, 2021)
 Errors: 3 - at Clemson (Feb 18, 2021)
 3 - at Virginia (Mar 30, 2021)
 Passed balls: 1 - (4 times)
 DPs turned: 3 - at Clemson (Feb 19, 2021)

Pitching

Innings pitched: 8.0 - at Duke (Apr 3, 2021)
 Runs allowed: 8 - at Clemson (Feb 18, 2021)
 8 - at NC State (Mar 13, 2021)
 Earned runs: 8 - at NC State (Mar 13, 2021)
 Walks allowed: 8 - at NC State (Mar 13, 2021)
 Strikeouts: 19 - vs Pitt (Mar 20, 2021)
 19 - vs Pitt (Mar 21, 2021)
 Hits allowed: 10 - vs Pitt (Mar 20, 2021)
 Doubles allowed: 2 - at NC State (Mar 13, 2021)
 Triples allowed: 1 - at NC State (Mar 13, 2021)
 1 - at NC State (Mar 13, 2021)
 Homers allowed: 3 - at NC State (Mar 13, 2021)
 Wild pitches: 2 - at Duke (Apr 2, 2021)
 Hit batters: 3 - at Duke (Apr 2, 2021)

INDIVIDUAL GAME HIGHS

Batting

At bats: 4 - (57 times)
 Runs scored: 4 - Jayme Bailey at NC State (Mar 14, 2021)
 Hits: 3 - (9 times)
 RBIs: 7 - Kelsey Bennett at NC State (Mar 14, 2021)
 Doubles: 2 - Morgan Overaitis vs Pitt (Mar 20, 2021)
 2 - Kelsey Brown vs Longwood (Apr 07, 2021)
 Triples: 1 - (8 times)
 Home runs: 3 - Kelsey Bennett at NC State (Mar 14, 2021)
 Total bases: 12 - Kelsey Bennett at NC State (Mar 14, 2021)
 Walks: 3 - Meredith Slaw at Kennesaw State (Feb 13, 2021)
 3 - Mackenzie Lawter at Kennesaw State (Feb 13, 2021)
 Strikeouts: 3 - Darby Trull at Virginia (Mar 30, 2021)
 Sac hits: 1 - (4 times)
 Sac flies: 1 - (13 times)
 Stolen bases: 2 - (9 times)
 Hit by pitch: 1 - (16 times)
 Caught stealing: 1 - (6 times)
 Runners LOB: 4 - (4 times)

Fielding

Putouts: 19 - Alexa Milius vs Pitt (Mar 21, 2021)
 Assists: 6 - Kelsey Bennett at Kennesaw State (Feb 13, 2021)
 6 - Addy Greene vs Clemson (Feb 19, 2021)
 Errors: 2 - Ivy Rosenberry vs Florida State (Feb 20, 2021 at Atlanta, Ga.)
 2 - Alexa Milius vs Longwood (Apr 07, 2021)
 Passed balls: 1 - (4 times)

Pitching

Innings pitched: 7.0 - (14 times)
 Runs allowed: 7 - Ivy Rosenberry vs Florida State (Feb 20, 2021 at Atlanta, Ga.)
 Earned runs: 4 - (5 times)
 Walks allowed: 8 - Keely Rochard at NC State (Mar 13, 2021)
 Strikeouts: 19 - Keely Rochard vs Pitt (Mar 20, 2021)
 19 - Keely Rochard vs Pitt (Mar 21, 2021)
 Hits allowed: 9 - Ivy Rosenberry vs Pitt (Mar 20, 2021)
 Doubles allowed: 2 - Ivy Rosenberry at NC State (Mar 13, 2021)
 Triples allowed: 1 - Ivy Rosenberry at NC State (Mar 13, 2021)
 1 - Keely Rochard at NC State (Mar 13, 2021)
 Homers allowed: 2 - Mackenzie Osborne at NC State (Mar 13, 2021)
 2 - Keely Rochard at NC State (Mar 14, 2021)
 2 - Keely Rochard at Duke (Apr 3, 2021)
 Wild pitches: 2 - Keely Rochard at Duke (Apr 2, 2021)
 Hit batters: 3 - Keely Rochard at Duke (Apr 2, 2021)

OPPONENT TEAM/INDIVIDUAL HIGHS

OPPONENT TEAM GAME HIGHS

Batting

At bats: 32 - vs Florida State (Feb 20, 2021 at Atlanta, Ga.)
 Runs scored: 8 - at Clemson (Feb 18, 2021)
 8 - at NC State (Mar 13, 2021)
 Hits: 10 - vs Pitt (Mar 20, 2021)
 RBIs: 8 - at NC State (Mar 13, 2021)
 Doubles: 2 - at NC State (Mar 13, 2021)
 Triples: 1 - at NC State (Mar 13, 2021)
 1 - at NC State (Mar 13, 2021)
 Home runs: 3 - at NC State (Mar 13, 2021)
 Total bases: 22 - at NC State (Mar 13, 2021)
 Walks: 8 - at NC State (Mar 13, 2021)
 Strikeouts: 19 - vs Pitt (Mar 20, 2021)
 19 - vs Pitt (Mar 21, 2021)
 Sac hits: 2 - at Duke (Apr 2, 2021)
 Sac flies: 1 - (4 times)
 Stolen bases: 3 - at NC State (Mar 13, 2021)
 3 - vs Pitt (Mar 21, 2021)
 3 - at Duke (Apr 04, 2021)
 Hit by pitch: 3 - at Duke (Apr 2, 2021)
 Caught stealing: 1 - (5 times)
 Runners LOB: 9 - at NC State (Mar 13, 2021)
 Hit into DP: 3 - at Clemson (Feb 19, 2021)

Fielding

Putouts: 24 - at Duke (Apr 3, 2021)
 Assists: 13 - at Kennesaw State (Feb 13, 2021)
 Errors: 5 - at Louisville (Mar 28, 2021)
 Passed balls: 1 - (5 times)
 DPs turned: 2 - at Louisville (Mar 27, 2021)

Pitching

Innings pitched: 8.0 - at Duke (Apr 3, 2021)
 Runs allowed: 17 - at NC State (Mar 14, 2021)
 Earned runs: 17 - at NC State (Mar 14, 2021)
 Walks allowed: 8 - vs Longwood (Apr 07, 2021)
 Strikeouts: 9 - vs Florida State (Feb 20, 2021 at Atlanta, Ga.)
 Hits allowed: 16 - at NC State (Mar 14, 2021)
 Doubles allowed: 4 - vs Longwood (Apr 07, 2021)
 Triples allowed: 2 - at Duke (Apr 3, 2021)
 Homers allowed: 8 - at NC State (Mar 14, 2021)
 Wild pitches: 2 - at Kennesaw State (Feb 13, 2021)
 2 - at Duke (Apr 3, 2021)
 2 - vs Longwood (Apr 07, 2021)
 Hit batters: 3 - at Virginia (Mar 30, 2021)
 3 - vs Longwood (Apr 07, 2021)

OPPONENT TEAM GAME HIGHS

Batting

At bats: 32 - vs Florida State (Feb 20, 2021 at Atlanta, Ga.)
 Runs scored: 8 - at Clemson (Feb 18, 2021)
 8 - at NC State (Mar 13, 2021)
 Hits: 10 - vs Pitt (Mar 20, 2021)
 RBIs: 8 - at NC State (Mar 13, 2021)
 Doubles: 2 - at NC State (Mar 13, 2021)
 Triples: 1 - at NC State (Mar 13, 2021)
 1 - at NC State (Mar 13, 2021)
 Home runs: 3 - at NC State (Mar 13, 2021)
 Total bases: 22 - at NC State (Mar 13, 2021)
 Walks: 8 - at NC State (Mar 13, 2021)
 Strikeouts: 19 - vs Pitt (Mar 20, 2021)
 19 - vs Pitt (Mar 21, 2021)
 Sac hits: 2 - at Duke (Apr 2, 2021)
 Sac flies: 1 - (4 times)
 Stolen bases: 3 - at NC State (Mar 13, 2021)
 3 - vs Pitt (Mar 21, 2021)
 3 - at Duke (Apr 04, 2021)
 Hit by pitch: 3 - at Duke (Apr 2, 2021)
 Caught stealing: 1 - (5 times)
 Runners LOB: 9 - at NC State (Mar 13, 2021)
 Hit into DP: 3 - at Clemson (Feb 19, 2021)

Fielding

Putouts: 24 - at Duke (Apr 3, 2021)
 Assists: 13 - at Kennesaw State (Feb 13, 2021)
 Errors: 5 - at Louisville (Mar 28, 2021)
 Passed balls: 1 - (5 times)
 DPs turned: 2 - at Louisville (Mar 27, 2021)

Pitching

Innings pitched: 8.0 - at Duke (Apr 3, 2021)
 Runs allowed: 17 - at NC State (Mar 14, 2021)
 Earned runs: 17 - at NC State (Mar 14, 2021)
 Walks allowed: 8 - vs Longwood (Apr 07, 2021)
 Strikeouts: 9 - vs Florida State (Feb 20, 2021 at Atlanta, Ga.)
 Hits allowed: 16 - at NC State (Mar 14, 2021)
 Doubles allowed: 4 - vs Longwood (Apr 07, 2021)
 Triples allowed: 2 - at Duke (Apr 3, 2021)
 Homers allowed: 8 - at NC State (Mar 14, 2021)
 Wild pitches: 2 - at Kennesaw State (Feb 13, 2021)
 2 - at Duke (Apr 3, 2021)
 2 - vs Longwood (Apr 07, 2021)
 Hit batters: 3 - at Virginia (Mar 30, 2021)
 3 - vs Longwood (Apr 07, 2021)



TEAM GAME-BY-GAME HITTING

Date	Opponent	ab	r	h	rbi	2b	3b	hr	tb	bb	ibb	sb	cs	hbp	sac	sf	gdp	k	po	a	e	lob	avg
Feb 13	at Kennesaw State	30	6	8	6	1	0	2	15	4	0	1	1	0	0	0	0	3	21	1	0	7	.267
Feb 13	at Kennesaw State	29	6	7	6	2	1	0	11	6	0	2	0	1	0	0	1	2	21	17	2	9	.254
Feb 14	at Kennesaw State	28	4	6	3	2	0	0	8	3	0	1	0	0	0	0	0	3	21	3	1	6	.241
*Feb 18	at Clemson	28	1	7	1	1	0	0	8	1	0	0	1	0	0	0	0	6	18	5	3	7	.243
*Feb 19	at Clemson	21	9	9	9	2	0	2	17	5	0	2	0	0	0	0	0	3	15	12	0	5	.272
*Feb 19	at Clemson	29	4	8	4	2	0	1	13	1	0	2	0	1	0	0	0	2	21	8	1	6	.273
*Feb 20	vs Florida State	24	1	3	1	0	0	1	6	1	0	0	0	1	0	0	0	9	21	3	2	4	.254
*Feb 20	vs Florida State	28	9	13	9	2	0	2	21	3	0	1	0	0	0	0	0	5	15	2	0	7	.281
*Feb 21	vs Florida State	22	6	5	6	1	0	2	12	5	0	1	0	0	0	0	0	5	21	3	0	3	.276
*Mar 12	at NC State	25	4	5	4	1	0	0	6	4	0	3	0	0	0	0	0	2	21	4	0	4	.269
*Mar 13	at NC State	20	0	5	0	0	0	0	5	1	0	0	0	0	0	0	0	2	14	6	0	6	.268
*Mar 13	at NC State	30	12	12	12	3	0	1	18	4	0	4	0	0	1	1	0	1	18	9	1	6	.280
*Mar 14	at NC State	31	17	16	17	1	0	8	41	3	0	3	0	1	0	0	0	3	15	2	0	3	.301
Mar 17	RADFORD	23	11	11	11	3	1	4	28	4	0	1	0	0	0	0	0	1	15	7	2	4	.312
Mar 17	RADFORD	25	9	12	9	2	0	4	26	3	0	2	0	1	0	0	0	0	15	4	2	6	.323
*Mar 19	PITT	20	9	10	8	2	0	0	12	5	0	6	1	1	0	1	0	0	15	2	0	6	.332
*Mar 20	PITT	26	3	7	3	0	0	0	7	0	0	0	1	0	0	1	1	5	21	11	0	3	.328
*Mar 20	PITT	27	5	10	5	3	0	0	13	0	0	5	0	1	0	1	0	3	21	1	0	6	.330
*Mar 21	PITT	24	2	5	2	0	1	0	7	2	0	2	0	1	0	0	0	5	21	0	2	7	.324
Mar 24	VIRGINIA	26	7	10	6	1	1	2	19	2	0	1	0	0	0	2	1	3	21	3	0	5	.328
*Mar 26	at Louisville	26	3	4	3	0	0	0	4	3	0	3	0	1	1	0	1	6	21	1	0	7	.319
*Mar 27	at Louisville	24	2	6	2	1	0	0	7	0	0	3	0	0	1	1	1	0	21	1	0	3	.316
*Mar 27	at Louisville	26	2	5	1	2	0	0	7	1	0	0	0	0	0	1	0	1	18	10	2	5	.311
*Mar 28	at Louisville	27	8	11	5	2	0	2	19	2	0	0	1	0	0	1	0	2	15	3	1	7	.315
Mar 30	at Virginia	34	9	11	8	3	1	0	16	2	0	2	0	3	0	0	0	6	21	4	3	9	.315
*Apr 2	at Duke	26	4	6	4	2	1	0	10	2	0	1	0	1	1	1	0	4	21	6	0	6	.312
*Apr 3	at Duke	30	7	10	6	0	0	1	13	2	0	2	0	0	0	1	0	5	21	5	0	5	.313
*Apr 3	at Duke	30	4	9	4	1	2	1	17	1	0	2	1	0	0	2	0	8	24	13	2	5	.313
*Apr 04	at Duke	29	1	8	1	1	0	1	12	1	0	0	0	0	0	0	0	2	18	12	0	8	.311
Apr 07	LONGWOOD	23	2	5	2	1	0	2	12	0	0	1	0	0	0	0	0	0	21	6	0	3	.308
Apr 07	LONGWOOD	26	11	7	10	4	0	0	11	8	0	1	0	3	0	0	0	2	21	13	2	8	.307
Totals		817	178	251	168	46	8	36	421	79	0	52	6	16	4	13	5	99	593	177	26	176	.307



TEAM GAME-BY-GAME PITCHING

Date	Opponent	ip	h	r	er	bb	so	2b	3b	hr	wp	bk	hbp	dp	ibb	score	w-l	sv	era
Feb 13	at Kennesaw State	7.0	3	0	0	2	11	0	0	0	0	0	0	0	0	6-0	1-0	0	0.00
Feb 13	at Kennesaw State	7.0	3	0	0	0	2	1	0	0	0	0	0	0	0	6-0	2-0	0	0.00
Feb 14	at Kennesaw State	7.0	2	0	0	0	7	0	0	0	0	0	0	0	0	4-0	3-0	0	0.00
*Feb 18	at Clemson	6.0	7	8	3	3	5	1	0	1	0	0	1	0	0	1-8	3-1	0	0.78
*Feb 19	at Clemson	5.0	3	0	0	0	2	1	0	0	0	0	0	2	0	9-0	4-1	0	0.66
*Feb 19	at Clemson	7.0	3	1	1	2	4	1	0	0	0	0	2	3	0	4-1	5-1	0	0.72
*Feb 20	vs Florida State	7.0	7	7	4	1	4	1	0	0	0	0	0	0	0	1-7	5-2	0	1.22
*Feb 20	vs Florida State	5.0	3	1	1	0	7	1	0	0	1	0	0	0	0	9-1	6-2	0	1.24
*Feb 21	vs Florida State	7.0	1	0	0	5	9	0	0	0	1	0	1	0	0	6-0	7-2	0	1.09
*Mar 12	at NC State	7.0	4	2	2	4	12	0	0	1	0	0	0	0	0	4-2	8-2	0	1.18
*Mar 13	at NC State	4.2	9	8	8	1	2	2	1	3	0	0	1	0	0	0-8	8-3	0	1.91
*Mar 13	at NC State	6.0	3	2	1	8	4	0	1	0	0	0	0	0	0	12-2	9-3	0	1.85
*Mar 14	at NC State	5.0	5	4	4	2	6	1	0	2	0	0	1	0	0	17-4	10-3	0	2.08
Mar 17	RADFORD	5.0	5	1	1	0	4	1	0	0	0	0	1	1	0	11-1	11-3	0	2.04
Mar 17	RADFORD	5.0	3	1	1	2	4	0	0	1	0	0	1	2	0	9-1	12-3	0	2.01
*Mar 19	PITT	5.0	1	0	0	0	10	0	0	0	0	0	0	0	0	9-0	13-3	0	1.90
*Mar 20	PITT	7.0	10	5	5	3	4	0	0	0	0	0	0	1	0	3-5	13-4	0	2.11
*Mar 20	PITT	7.0	1	0	0	1	19	0	0	0	0	0	1	0	0	5-0	14-4	0	1.98
*Mar 21	PITT	7.0	1	0	0	2	19	0	0	0	0	0	0	0	0	2-0	15-4	0	1.86
Mar 24	VIRGINIA	7.0	1	0	0	2	9	0	0	0	0	0	0	0	0	7-0	16-4	0	1.75
*Mar 26	at Louisville	7.0	3	0	0	1	16	1	0	0	0	0	0	0	0	3-0	17-4	0	1.66
*Mar 27	at Louisville	7.0	2	0	0	0	12	0	0	0	0	0	1	0	0	2-0	18-4	0	1.58
*Mar 27	at Louisville	6.0	6	3	3	0	6	0	0	2	0	0	0	1	0	2-3	18-5	0	1.66
*Mar 28	at Louisville	5.0	1	0	0	1	6	1	0	0	1	0	1	0	0	8-0	19-5	0	1.60
Mar 30	at Virginia	7.0	5	1	1	2	12	1	0	0	1	0	1	1	0	9-1	20-5	0	1.57
*Apr 2	at Duke	7.0	4	1	1	3	7	0	0	0	2	0	3	1	0	4-1	21-5	0	1.55
*Apr 3	at Duke	7.0	7	3	3	0	8	0	0	2	0	0	0	0	0	7-3	22-5	0	1.61
*Apr 3	at Duke	8.0	6	2	1	0	3	1	0	0	1	0	0	0	0	4-2	23-5	0	1.58
*Apr 04	at Duke	6.0	3	3	3	3	5	1	0	0	1	0	0	0	0	1-3	23-6	0	1.64
Apr 07	LONGWOOD	7.0	2	0	0	0	10	0	0	0	0	0	0	0	0	2-0	24-6	0	1.58
Apr 07	LONGWOOD	7.0	6	6	4	2	3	1	0	2	0	0	0	1	0	11-6	25-6	0	1.66
Totals		197.2	120	59	47	50	232	16	2	14	8	0	15	13	0	178-59	25-6	0	1.66



TEAM GAME-BY-GAME SITUATIONS (BATTING)

Date	Opponent	Total h/ab	vs Left	vs Right	With Runners	Bases Empty	Bases Loaded	With 2-outs	With RBI-op	Reach as Leadoff	3rd and LT 2out	LOB
Feb 13	at Kennesaw State	8-30	2-11	6-19	5-16	3-14	0-0	2-10	4-11	4-7	1-1	7
Feb 13	at Kennesaw State	7-29	5-18	2-11	4-21	3-8	1-4	2-9	3-14	5-7	3-7	9
Feb 14	at Kennesaw State	6-28	1-5	5-23	3-16	3-12	0-0	4-12	2-8	3-7	0-0	6
*Feb 18	at Clemson	7-28	0-0	7-28	2-17	5-11	0-0	3-10	1-7	5-7	0-0	7
*Feb 19	at Clemson	9-21	0-0	9-21	7-15	2-6	0-2	1-5	5-10	3-4	3-5	5
*Feb 19	at Clemson	8-29	5-14	3-15	4-13	4-16	0-0	1-8	4-12	2-7	0-0	6
*Feb 20	vs Florida State	3-24	0-0	3-24	1-5	2-19	0-0	1-8	0-4	0-7	0-0	4
*Feb 20	vs Florida State	13-28	0-0	13-28	8-17	5-11	1-1	4-9	5-12	2-5	3-5	7
*Feb 21	vs Florida State	5-22	0-0	5-22	3-8	2-14	0-0	2-7	3-4	1-6	0-0	3
*Mar 12	at NC State	5-25	0-0	5-25	5-8	0-17	1-1	3-9	4-6	0-7	0-0	2
*Mar 13	at NC State	5-20	0-0	5-20	3-8	2-12	0-1	3-8	1-4	0-5	0-0	6
*Mar 13	at NC State	12-30	4-10	8-20	7-16	5-14	1-5	6-12	7-15	2-6	3-5	6
*Mar 14	at NC State	16-31	3-5	13-26	10-13	6-18	2-2	4-9	6-9	2-5	2-2	3
Mar 17	RADFORD	11-23	3-9	8-14	6-14	5-9	0-1	2-6	4-9	2-4	3-3	4
Mar 17	RADFORD	12-25	1-5	11-20	6-16	6-9	0-2	2-5	3-10	3-5	2-4	6
*Mar 19	PITT	10-20	0-0	10-20	7-15	3-5	3-5	3-5	6-13	3-4	3-4	5
*Mar 20	PITT	7-26	0-0	7-26	2-12	5-14	0-0	0-6	2-6	4-7	2-3	3
*Mar 20	PITT	10-27	0-0	10-27	6-15	4-12	0-1	3-9	4-12	2-6	1-3	6
*Mar 21	PITT	5-24	0-0	5-24	2-14	3-10	0-1	1-7	1-8	4-7	1-1	7
Mar 24	VIRGINIA	10-26	2-3	8-23	4-12	6-14	0-1	1-7	2-6	3-6	2-2	5
*Mar 26	at Louisville	4-26	0-0	4-26	2-16	2-10	0-0	2-9	1-12	4-7	2-5	7
*Mar 27	at Louisville	6-24	0-0	6-24	3-7	3-17	0-0	3-9	3-4	3-7	2-2	2
*Mar 27	at Louisville	5-26	0-0	5-26	1-12	4-14	0-0	0-8	0-6	4-7	1-2	5
*Mar 28	at Louisville	11-27	0-0	11-27	5-16	6-11	0-1	4-12	2-11	2-5	2-2	7
Mar 30	at Virginia	11-34	1-4	10-30	9-25	2-9	1-3	3-11	5-14	3-7	2-3	9
*Apr 2	at Duke	6-26	0-0	6-26	3-13	3-13	0-0	3-11	2-6	3-7	1-2	6
*Apr 3	at Duke	10-30	2-13	8-17	7-17	3-13	0-0	1-8	4-13	3-7	2-4	5
*Apr 3	at Duke	9-30	0-0	9-30	2-9	7-21	0-0	2-9	1-7	3-8	2-2	5
*Apr 04	at Duke	8-29	0-0	8-29	3-9	5-20	0-1	4-11	1-7	0-7	0-0	8
Apr 07	LONGWOOD	5-23	0-0	5-23	0-6	5-17	0-0	3-9	0-4	1-6	0-0	3
Apr 07	LONGWOOD	7-26	3-20	4-6	6-16	1-10	3-3	3-10	6-13	1-6	2-3	8
Totals		251-817	32-117	219-700	136-417	115-400	13-35	76-268	92-277	77-193	45-70	172
		.307	.274	.313	.326	.287	.371	.284	.332	.399	.643	



TEAM GAME-BY-GAME SITUATIONS (PITCHING)

Date	Opponent	Score	Total h/ab	vs Left	vs Right	With Runners	Bases Empty	With 2-outs	Reach as Leadoff	Gnd Out	Fly Out	ERA
Feb 13	at Kennesaw State	6-0	3-24	3-13	0-11	1-8	2-16	1-8	1-7	1	9	0.00
Feb 13	at Kennesaw State	6-0	3-26	1-14	2-12	0-7	3-19	2-9	1-7	17	2	0.00
Feb 14	at Kennesaw State	4-0	2-24	1-13	1-11	0-6	2-18	0-7	0-7	4	10	0.00
*Feb 18	at Clemson	1-8	7-25	2-5	5-20	6-13	1-12	4-10	2-6	4	8	0.78
*Feb 19	at Clemson	9-0	3-16	1-3	2-13	1-4	2-12	0-4	1-5	10	1	0.66
*Feb 19	at Clemson	4-1	3-22	1-6	2-16	1-11	2-11	1-7	3-7	6	8	0.72
*Feb 20	vs Florida State	1-7	7-32	3-12	4-20	4-15	3-17	1-8	1-7	5	12	1.22
*Feb 20	vs Florida State	9-1	3-18	2-6	1-12	1-6	2-12	0-5	1-5	1	7	1.24
*Feb 21	vs Florida State	6-0	1-21	0-8	1-13	0-7	1-14	0-7	2-7	3	9	1.09
*Mar 12	at NC State	4-2	4-25	2-11	2-14	1-8	3-17	2-9	1-7	4	5	1.18
*Mar 13	at NC State	0-8	9-22	3-11	6-11	4-9	5-13	3-7	3-5	9	2	1.91
*Mar 13	at NC State	12-2	3-19	2-10	1-9	3-11	0-8	1-6	2-6	8	5	1.85
*Mar 14	at NC State	17-4	5-19	3-11	2-8	1-7	4-12	2-7	1-5	2	6	2.08
Mar 17	RADFORD	11-1	5-20	4-6	1-14	2-12	3-8	3-7	3-5	9	1	2.04
Mar 17	RADFORD	9-1	3-18	1-5	2-13	1-12	2-6	1-4	3-6	4	5	2.01
*Mar 19	PITT	9-0	1-16	0-3	1-13	0-2	1-14	0-5	0-5	2	3	1.90
*Mar 20	PITT	3-5	10-28	3-7	7-21	5-15	5-13	4-9	2-7	10	5	2.11
*Mar 20	PITT	5-0	1-23	0-5	1-18	0-6	1-17	0-7	0-7	1	2	1.98
*Mar 21	PITT	2-0	1-23	0-4	1-19	0-8	1-15	0-7	2-7	0	2	1.86
Mar 24	VIRGINIA	7-0	1-22	0-5	1-17	0-7	1-15	1-8	2-7	3	9	1.75
*Mar 26	at Louisville	3-0	3-24	1-10	2-14	0-7	3-17	1-8	1-7	1	4	1.66
*Mar 27	at Louisville	2-0	2-23	0-10	2-13	1-3	1-20	0-7	0-7	2	7	1.58
*Mar 27	at Louisville	2-3	6-23	2-12	4-11	2-10	4-13	1-5	3-6	8	3	1.66
*Mar 28	at Louisville	8-0	1-16	0-7	1-9	0-5	1-11	1-6	0-5	3	5	1.60
Mar 30	at Virginia	9-1	5-27	0-2	5-25	2-14	3-13	1-7	3-7	2	5	1.57
*Apr 2	at Duke	4-1	4-21	3-8	1-13	1-13	3-8	1-8	5-7	6	7	1.55
*Apr 3	at Duke	7-3	7-28	6-15	1-13	1-10	6-18	1-8	3-7	6	7	1.61
*Apr 3	at Duke	4-2	6-29	2-13	4-16	2-9	4-20	3-11	4-8	13	7	1.58
*Apr 04	at Duke	1-3	3-19	1-11	2-8	2-8	1-11	1-6	3-6	8	3	1.64
Apr 07	LONGWOOD	2-0	2-22	0-2	2-20	0-3	2-19	1-7	1-7	5	5	1.58
Apr 07	LONGWOOD	11-6	6-27	1-3	5-24	2-9	4-18	2-8	1-8	11	6	1.66
Totals		178-59	120-702	48-251	72-451	44-265	76-437	39-222	55-200	168	170	1.66
			.171	.191	.160	.166	.174	.176	.275			



OPPONENT GAME-BY-GAME BATTING

Date	Opponent	ab	r	h	rbi	2b	3b	hr	tb	bb	ibb	sb	cs	hbp	sac	sf	gdp	k	po	a	e	lob	avg
Feb 13	at Kennesaw State	24	0	3	0	0	0	0	3	2	0	1	0	0	0	0	0	11	21	4	2	5	.125
Feb 13	at Kennesaw State	26	0	3	0	1	0	0	4	0	0	0	0	0	0	0	0	2	21	13	3	5	.120
Feb 14	at Kennesaw State	24	0	2	0	0	0	0	2	0	0	2	0	0	0	0	0	7	21	9	1	3	.108
*Feb 18	at Clemson	25	8	7	5	1	0	1	11	3	0	2	0	1	0	0	0	5	21	10	1	3	.152
*Feb 19	at Clemson	16	0	3	0	1	0	0	4	0	0	0	0	0	0	0	2	2	12	5	0	1	.157
*Feb 19	at Clemson	22	1	3	1	1	0	0	4	2	0	0	0	2	0	0	1	4	21	3	0	4	.153
*Feb 20	vs Florida State	32	7	7	6	1	0	0	8	1	0	0	0	0	0	0	0	4	21	9	0	5	.166
*Feb 20	vs Florida State	18	1	3	1	1	0	0	4	0	0	0	0	0	0	0	0	7	15	0	0	2	.166
*Feb 21	vs Florida State	21	0	1	0	0	0	0	1	5	0	1	0	1	1	0	0	9	18	8	0	7	.154
*Mar 12	at NC State	25	2	4	2	0	0	1	7	4	0	1	0	0	0	0	0	12	21	9	0	6	.155
*Mar 13	at NC State	22	8	9	8	2	1	3	22	1	0	0	1	1	0	0	0	2	15	5	0	2	.176
*Mar 13	at NC State	19	2	3	2	0	1	0	5	8	0	3	0	0	0	1	0	4	18	5	2	9	.175
*Mar 14	at NC State	19	4	5	4	1	0	2	12	2	0	0	0	1	0	0	0	6	15	4	0	3	.181
Mar 17	RADFORD	20	1	5	1	1	0	0	6	0	0	1	0	1	0	0	1	4	12	3	0	5	.185
Mar 17	RADFORD	18	1	3	1	0	0	1	6	2	0	0	0	1	0	0	1	4	14	3	0	5	.184
*Mar 19	PITT	16	0	1	0	0	0	0	1	0	0	0	0	0	0	0	0	10	12	5	1	1	.179
*Mar 20	PITT	28	5	10	4	0	0	0	10	3	0	2	0	0	0	1	1	4	21	10	2	6	.192
*Mar 20	PITT	23	0	1	0	0	0	0	1	1	0	1	0	1	0	0	0	19	18	8	0	4	.183
*Mar 21	PITT	23	0	1	0	0	0	0	1	2	0	3	0	0	0	0	0	19	18	6	1	4	.176
Mar 24	VIRGINIA	22	0	1	0	0	0	0	1	2	0	1	0	0	0	0	0	9	18	8	1	3	.169
*Mar 26	at Louisville	24	0	3	0	1	0	0	4	1	0	0	0	0	0	0	0	16	21	10	1	4	.167
*Mar 27	at Louisville	23	0	2	0	0	0	0	2	0	0	1	0	1	0	0	0	12	21	11	2	3	.163
*Mar 27	at Louisville	23	3	6	3	0	0	2	12	0	0	0	0	0	1	0	0	6	21	11	1	3	.168
*Mar 28	at Louisville	16	0	1	0	1	0	0	2	1	0	1	1	1	0	0	0	6	15	9	5	3	.164
Mar 30	at Virginia	27	1	5	1	1	0	0	6	2	0	0	1	1	0	0	1	12	21	5	4	8	.165
*Apr 2	at Duke	21	1	4	1	0	0	0	4	3	0	1	0	3	2	1	0	7	21	4	1	8	.166
*Apr 3	at Duke	28	3	7	3	0	0	2	13	0	0	1	0	0	0	0	0	8	21	3	1	4	.170
*Apr 3	at Duke	29	2	6	1	1	0	0	7	0	0	1	1	0	1	0	0	3	24	3	0	4	.172
*Apr 04	at Duke	19	3	3	2	1	0	0	4	3	0	3	0	0	0	0	0	5	21	10	0	1	.172
Apr 07	LONGWOOD	22	0	2	0	0	0	0	2	0	0	0	1	0	0	0	0	10	18	3	0	1	.169
Apr 07	LONGWOOD	27	6	6	5	1	0	2	13	2	0	2	0	0	0	1	0	3	18	5	1	3	.171
Totals		702	59	120	51	16	2	14	182	50	0	28	5	15	5	4	7	232	575	201	30	125	.171



OPPONENT GAME-BY-GAME PITCHING

Date	Opponent	ip	h	r	er	bb	so	2b	3b	hr	wp	bk	hbp	dp	ibb	score	w-l	sv	era
Feb 13	at Kennesaw State	7.0	8	6	6	4	3	1	0	2	2	0	0	0	0	0-6	0-1	0	6.00
Feb 13	at Kennesaw State	7.0	7	6	5	6	2	2	1	0	1	0	1	1	0	0-6	0-2	0	5.50
Feb 14	at Kennesaw State	7.0	6	4	3	3	3	2	0	0	0	0	0	0	0	0-4	0-3	0	4.67
*Feb 18	at Clemson	7.0	7	1	0	1	6	1	0	0	1	0	0	1	0	8-1	1-3	0	3.50
*Feb 19	at Clemson	4.0	9	9	9	5	3	2	0	2	0	0	0	0	0	0-9	1-4	0	5.03
*Feb 19	at Clemson	7.0	8	4	4	1	2	2	0	1	0	0	1	0	0	1-4	1-5	0	4.85
*Feb 20	vs Florida State	7.0	3	1	1	1	9	0	0	1	0	0	1	0	0	7-1	2-5	0	4.26
*Feb 20	vs Florida State	5.0	13	9	9	3	5	2	0	2	0	0	0	0	0	1-9	2-6	0	5.08
*Feb 21	vs Florida State	6.0	5	6	6	5	5	1	0	2	1	0	0	1	0	0-6	2-7	0	5.28
*Mar 12	at NC State	7.0	5	4	4	4	2	1	0	0	0	0	0	0	0	2-4	2-8	0	5.14
*Mar 13	at NC State	5.0	5	0	0	1	2	0	0	0	0	0	0	0	0	8-0	3-8	0	4.77
*Mar 13	at NC State	6.0	12	12	7	4	1	3	0	1	0	0	0	0	0	2-12	3-9	0	5.04
*Mar 14	at NC State	5.0	16	17	17	3	3	1	0	8	0	0	1	0	0	4-17	3-10	0	6.21
Mar 17	Radford	4.0	11	11	11	4	1	3	1	4	0	0	0	0	0	1-11	3-11	0	6.83
Mar 17	Radford	4.2	12	9	9	3	0	2	0	4	0	0	1	0	0	1-9	3-12	0	7.18
*Mar 19	Pitt	4.0	10	9	9	5	0	2	0	0	0	0	1	1	0	0-9	3-13	0	7.55
*Mar 20	Pitt	7.0	7	3	1	0	5	0	0	0	0	0	0	1	0	5-3	4-13	0	7.09
*Mar 20	Pitt	6.0	10	5	5	0	3	3	0	0	0	0	1	0	0	0-5	4-14	0	7.02
*Mar 21	Pitt	6.0	5	2	2	2	5	0	1	0	0	0	1	0	0	0-2	4-15	0	6.77
Mar 24	Virginia	6.0	10	7	6	2	3	1	1	2	1	0	0	1	0	0-7	4-16	0	6.78
*Mar 26	at Louisville	7.0	4	3	3	3	6	0	0	0	0	0	1	1	0	0-3	4-17	0	6.57
*Mar 27	at Louisville	7.0	6	2	0	0	0	1	0	0	0	0	0	2	0	0-2	4-18	0	6.22
*Mar 27	at Louisville	7.0	5	2	1	1	1	2	0	0	1	0	0	0	0	3-2	5-18	0	5.96
*Mar 28	at Louisville	5.0	11	8	5	2	2	2	0	2	1	0	0	0	0	0-8	5-19	0	5.99
Mar 30	at Virginia	7.0	11	9	6	2	6	3	1	0	1	0	3	0	0	1-9	5-20	0	5.99
*Apr 2	at Duke	7.0	6	4	4	2	4	2	1	0	1	0	1	0	0	1-4	5-21	0	5.90
*Apr 3	at Duke	7.0	10	7	6	2	5	0	0	1	2	0	0	0	0	3-7	5-22	0	5.91
*Apr 3	at Duke	8.0	9	4	4	1	8	1	2	1	0	0	0	0	0	2-4	5-23	0	5.80
*Apr 04	at Duke	7.0	8	1	1	1	2	1	0	1	0	0	0	0	0	3-1	6-23	1	5.61
Apr 07	Longwood	6.0	5	2	2	0	0	1	0	2	0	0	0	0	0	0-2	6-24	1	5.50
Apr 07	Longwood	6.0	7	11	10	8	2	4	0	0	2	0	3	0	0	6-11	6-25	1	5.70
Totals		191.2	251	178	156	79	99	46	8	36	14	0	16	9	0	59-178	6-25	1	5.70



GAME-BY-GAME LEADERS

Opponent	Date	Hits	Runs	BB	RBI	HR	SB	Ks	IP
Kennesaw State [1]	2/13/21	2 - Ritter	1 - (6 players)	3 - Slaw	2 - (2 players)	1 - (2 players)	1 - Fagan	11 - Rochard	7.0 - Rochard
Kennesaw State [2]	2/13/21	3 - Bailey	2 - Fagan	3 - Lawter	4 - Bailey	None	2 - Ritter	2 - Rosenberry	7.0 - Rosenberry
Kennesaw State	2/14/21	2 - Fagan	1 - (4 players)	1 - (3 players)	1 - (3 players)	None	1 - Fagan	7 - Rochard	7.0 - Rochard
Clemson	2/18/21	1 - (7 players)	1 - Ludowig	1 - Milius	1 - Trull	None	None	4 - Rochard	4.0 - Rochard
Clemson [1]	2/19/21	2 - (2 players)	2 - Bailey	1 - (5 players)	4 - Slaw	1 - (2 players)	1 - (2 players)	2 - Rosenberry	5.0 - Rosenberry
Clemson [2]	2/19/21	3 - Brown	2 - Brown	1 - Bennett	2 - Fagan	1 - Chavez	2 - Brown	4 - Rochard	7.0 - Rochard
No. 13/14 Florida St [1]	2/20/21	2 - Trull	1 - Chavez	1 - Bennett	1 - Chavez	1 - Chavez	None	3 - Rosenberry	4.0 - Osborne
No. 13/14 Florida St [2]	2/20/21	2 - (2 players)	2 - Bailey	1 - (3 players)	3 - Chavez	1 - (2 players)	1 - Brown	7 - Rochard	5.0 - Rochard
No. 13/14 Florida St	2/21/21	2 - Fagan	2 - Brown	2 - (2 players)	3 - Fagan	1 - (2 players)	1 - Brown	9 - Rochard	7.0 - Rochard
NC State	3/12/21	1 - (5 players)	1 - (4 players)	1 - (4 players)	2 - Bailey	None	1 - (3 players)	12 - Rochard	7.0 - Rochard
NC State [1]	3/13/21	2 - Fagan	None	1 - Bennett	None	None	None	2 - Rosenberry	4.0 - Rosenberry
NC State [2]	3/13/21	2 - (4 players)	2 - (3 players)	2 - Milius	2 - (5 players)	1 - Bennett	2 - Trull	4 - Rochard	6.0 - Rochard
NC State	3/14/21	3 - (2 players)	4 - Bailey	2 - Ritter	7 - Bennett	3 - Bennett	1 - (3 players)	6 - Rochard	5.0 - Rochard
Radford [1]	3/17/21	2 - (2 players)	2 - (2 players)	1 - (4 players)	2 - (4 players)	1 - (4 players)	1 - Trull	4 - Rosenberry	5.0 - Rosenberry
Radford [2]	3/17/21	3 - Bennett	2 - Bailey	1 - (3 players)	3 - (2 players)	1 - (4 players)	1 - (2 players)	4 - Osborne	5.0 - Osborne
Pitt	3/19/21	2 - (2 players)	2 - (2 players)	1 - (5 players)	2 - (2 players)	None	2 - (2 players)	8 - Rochard	4.0 - Rochard
Pitt [1]	3/20/21	2 - (2 players)	1 - (3 players)	None	1 - (3 players)	None	None	3 - Rosenberry	4.0 - Rosenberry
Pitt [2]	3/20/21	2 - (3 players)	1 - (5 players)	None	2 - Brown	None	2 - (2 players)	19 - Rochard	7.0 - Rochard
Pitt	3/21/21	2 - Fagan	1 - (2 players)	1 - (2 players)	2 - Fagan	None	1 - (2 players)	19 - Rochard	7.0 - Rochard
Virginia	3/24/21	3 - Brown	2 - Ritter	1 - (2 players)	2 - (2 players)	1 - (2 players)	1 - Ritter	9 - Rochard	7.0 - Rochard
Louisville	3/26/21	2 - Ritter	1 - (3 players)	1 - (3 players)	1 - (3 players)	None	2 - Brown	16 - Rochard	7.0 - Rochard
Louisville [1]	3/27/21	3 - Brown	1 - (2 players)	None	1 (2 players)	None	2 - Brown	12 - Rochard	7.0 - Rochard
Louisville [2]	3/27/21	1 - (5 players)	1 - (2 players)	1 - Trull	1 - Bailey	None	None	3 - (2 players)	5.0 - Osborne
Louisville	3/28/21	2 - (3 players)	1 - (8 players)	1 - (2 players)	2 - Davis	1 - (2 players)	None	6 - Rochard	5.0 - Rochard
Virginia	3/30/21	3 - (2 players)	2 - (2 players)	2 - Lawter	3 - Bailey	None	1 - (2 players)	11 - Rochard	6.0 - Rochard
No. 12/14 Duke	4/2/21	1 - (6 players)	1 - (4 players)	1 - (2 players)	1 - (4 players)	None	1 - Trull	7 - Rochard	7.0 - Rochard
No. 12/14 Duke [1]	4/3/21	2 - (2 players)	2 - Brown	1 - (2 players)	2 - Trull	1 - (2 players)	1 - (2 players)	8 - Rochard	7.0 - Rochard
No. 12/14 Duke [2]	4/3/21	2 - (2 players)	1 - (4 players)	1 - Bennett	2 - Ritter	1 - Ritter	1 - (2 players)	2 - Osborne	5.0 - Osborne
No. 12/14 Duke	4/4/21	2 - (2 players)	1 - Lawter	1 - Chavez	1 - Lawter	1 - Lawter	None	5 - Rochard	6.0 - Rochard
Longwood [1]	4/7/21	2 - Milius	1 - (2 players)	None	1 - (2 players)	1 - (2 players)	1 - Brown	10 - Rochard	7.0 - Rochard
Longwood [2]	4/7/21								

GAME-BY-GAME STARTERS

Opponent	Date	P	C	1B	2B	3B	SS	LF	CF	RF	DP
Kennesaw State [1]	2/13/21	Rochard	Lawter	Slaw	Greene	Bennett	Fagan	Ritter	Trull	Bailey	Davis
Kennesaw State [2]	2/13/21	Rosenberry	Lawter	Slaw	Greene	Bennett	Fagan	Ritter	Brown	Bailey	Chavez
Kennesaw State	2/14/21	Rochard	Lawter	Slaw	Greene	Bennett	Fagan	Ritter	Brown	Bailey	Davis
Clemson	2/18/21	Rochard	Lawter	Slaw	Greene	Bennett	Fagan	Ritter	Trull	Bailey	Chavez
Clemson [1]	2/19/21	Rosenberry	Lawter	Slaw	Greene	Bennett	Fagan	Brown	Trull	Bailey	Overaitis
Clemson [2]	2/19/21	Rochard	Lawter	Slaw	Greene	Bennett	Fagan	Brown	Trull	Bailey	Chavez
No. 13/14 Florida St [1]	2/20/21	Rosenberry	Lawter	Slaw	Greene	Bennett	Fagan	Brown	Trull	Bailey	Chavez
No. 13/14 Florida St [2]	2/20/21	Rochard	Lawter	Bailey	Greene	Bennett	Fagan	Brown	Trull	Ritter	Chavez
No. 13/14 Florida St	2/21/21	Rochard	Lawter	Bailey	Greene	Bennett	Fagan	Brown	Trull	Ritter	Chavez
NC State	3/12/21	Rochard	Lawter	Bailey	Greene	Bennett	Fagan	Brown	Trull	Ritter	Chavez
NC State [1]	3/13/21	Rosenberry	Lawter	Bailey	Greene	Bennett	Fagan	Brown	Trull	Ritter	Chavez
NC State [2]	3/13/21	Rochard	Lawter	Bailey	Overaitis	Bennett	Fagan	Brown	Trull	Davis	Milius
NC State	3/14/21	Rochard	Milius	Bailey	Overaitis	Bennett	Fagan	Brown	Trull	Davis	Chavez
Radford [1]	3/17/21	Rosenberry	Milius	Bailey	Overaitis	Bennett	Greene	Brown	Trull	Davis	Chavez
Radford [2]	3/17/21	Osborne	Milius	Bailey	Overaitis	Bennett	Greene	Brown	Trull	Ritter	Rountree
Pitt	3/19/21	Rochard	Milius	Bailey	Overaitis	Bennett	Fagan	Brown	Trull	Davis	Chavez
Pitt [1]	3/20/21	Rosenberry	Milius	Bailey	Greene	Bennett	Fagan	Brown	Trull	Overaitis	Davis
Pitt [2]	3/20/21	Rochard	Milius	Bailey	Overaitis	Bennett	Fagan	Brown	Trull	Ritter	Chavez
Pitt	3/21/21	Rochard	Milius	Bailey	Overaitis	Bennett	Fagan	Brown	Trull	Ritter	Chavez
Virginia	3/24/21	Rochard	Lawter	Bailey	Overaitis	Milius	Bennett	Brown	Trull	Ritter	Chavez
Louisville	3/26/21	Rochard	Lawter	Bailey	Overaitis	Milius	Bennett	Brown	Trull	Ritter	Chavez
Louisville [1]	3/27/21	Rochard	Milius	Bailey	Overaitis	Bennett	Greene	Brown	Trull	Ritter	Chavez
Louisville [2]	3/27/21	Osborne	Lawter	Bailey	Overaitis	Bennett	Greene	Brown	Trull	Ritter	Chavez
Louisville	3/28/21	Rochard	Milius	Bailey	Overaitis	Bennett	Greene	Brown	Trull	Ritter	Davis
Virginia	3/30/21	Rochard	Lawter	Bailey	Overaitis	Bennett	Greene	Brown	Trull	Ritter	Davis
No. 12/14 Duke	4/2/21	Rochard	Lawter	Bailey	Greene	Overaitis	Bennett	Brown	Trull	Ritter	Davis
No. 12/14 Duke [1]	4/3/21	Rochard	Lawter	Bailey	Greene	Milius	Bennett	Brown	Trull	Ritter	Davis
No. 12/14 Duke [2]	4/3/21	Osborne	Lawter	Bailey	Greene	Milius	Bennett	Brown	Trull	Davis	Chavez
No. 12/14 Duke	4/4/21	Rochard	Lawter	Bailey	Greene	Milius	Bennett	Brown	Trull	Ritter	Davis
Longwood	4/7/21	Rochard	Milius	Bailey	Greene	Overaitis	Bennett	Brown	Trull	Ritter	Davis
Longwood [2]	4/7/21	Rosenberry	Lawter	Bailey	Greene	Milius	Bennett	Brown	Trull	Ritter	Chavez





Pete D'AMOUR (Duh-more)

- Third season at Virginia Tech
- 2019 ACC Coach of the Year
- 5th as a head coach in Division I
- Led Kennesaw State to its first NCAA Regional appearance
- Went to five super regionals and three Women's CWS at Missouri

The D'Amour File

PERSONAL

BORN: Jan. 7, 1980
 HOMETOWN: Monrovia, Maryland
 FAMILY: Wife, Anna
 COACHING RECORD AT VIRGINIA TECH: 93-21 (3rd year)
 CAREER HEAD COACHING RECORD: 172-58 (.748)

EDUCATION

Missouri - Bachelor's Degree in General Studies
 Missouri - Master's Degree in Sports Psychology
 JOINED TECH STAFF: May 31, 2018
 YEARS OF COLLEGIATE HEAD COACHING: 5
 YEARS OF COLLEGIATE COACHING: 14

COACHING HISTORY

2019- Virginia Tech (Head Coach)
 2017-18 Kennesaw State (Head Coach)
 2015-16 Missouri (Associate Head Coach)
 2009-14 Missouri (Assistant Coach)
 2007-08 Missouri (Volunteer Assistant Coach)

PLAYING HISTORY

Played SS and P in men's fastpitch for seven seasons
 MVP of the 2007 NSA World Series
 Played baseball at Texas A&M-Corpus Christi & Frostburg State

POSTSEASON EXPERIENCE

VT 2019 (Regional - Lexington, Ky.)
 KSU 2018 (Regional - Tallahassee, Fla.)
 2017 (NISC Semifinals - Lynchburg, Tenn.)
 Missouri 2016 (Supers - Ann Arbor, Mich.)
 2015 (Supers - Los Angeles, Calif.)
 2014 (Regional - Columbia, Mo.)
 2013 (Supers - Columbia, Mo.)
 2012 (Supers - Columbia, Mo.)
 2011 (WCWS - Oklahoma City, Okla.)
 2010 (WCWS - Oklahoma City, Okla.)
 2009 (WCWS - Oklahoma City, Okla.)

In his second season leading the Hokies, Coach Pete D'Amour led the team to a 21-4 record and was in first place in the ACC when the season ended. He helped guide the team to an impressive 3-2 record at the St. Pete/Clearwater Elite Invitational against five top-25 opponents, including wins over #14 Minnesota and #17 South Carolina. D'Amour guided the progression of pitcher Keely Rochard, who was one of the nation's top pitchers in 2020, and also helped the Hokies' offense to the highest scoring in the ACC.

Guiding Virginia Tech to one of the biggest turnarounds in NCAA softball history, Pete D'Amour led the Hokies in his first year to a 24-game win improvement in 2019 after posting a 47-11 record, including a 20-4 mark in ACC play.

The 47 wins were the fourth most in school history while the 20 ACC wins were the most in program history. On Tech's way to 20 league wins, it earned an ACC regular-season title and a Coastal Division crown after being picked 10th in the ACC preseason poll. By doing so, it also earned the Hokies their first trip to the NCAA Tournament since 2015, winning two games at the Lexington Regional to pick up their first NCAA win since 2014.

No stranger to success, D'Amour, out of the new 11 Power Five head coaches in 2019, picked up the most wins of the group. The 2019 ACC Coach of the Year earned the nod to mark just Tech's second time winning it, while a school-record five Hokies made an All-ACC first team. Under D'Amour's direction, pitcher Carrie Eberle was named ACC Pitcher of the Year and third baseman Kelsey Bennett was tabbed Freshman of the Year.

He also tutored two Softball America All-Americans in outfielders Emma Strouth and Darby Trull, who both hit over .400 and tallied 60-plus putouts, as well as a school-record seven NFCA All-Region (Mid-Atlantic) selections and a school-record eight VaSID all-staters. D'Amour also was tabbed VaSID Coach of the Year.

Under his watch, Tech became ranked during the season, something that hadn't been done since 2015, and got up to as high as No. 19 in the ESPN.com/USA Softball poll and No. 22 in the USA Today/NFCA poll. The Hokies were ranked for 11 consecutive weeks in the ESPN.com/USA Softball poll, breaking the program record set in 2007 of 10 weeks, and picked up two ranked wins on the year, beating then-No. 8/8 Georgia and then-No. 20/17 JMU.

Tech took big strides at the plate in '19, resetting over 20 individual and team school records, including batting average (.334) and home runs (97), just to name a few. The Hokies led the ACC in batting average and home runs per game (1.67), while also getting it done in the circle with shutouts (22). D'Amour had the Hokies ready to play against in-state rival Virginia in the Commonwealth Clash presented by Virginia529, sweeping the Cavaliers 3-0 and not allowing a runner to touch third base or home plate in the series, a first in program history, for three shutout wins.

D'Amour joined the Hokies after two seasons as the head coach at Kennesaw State, where he led the Owls to a 79-37 record and two postseason appearances. Before taking over the Kennesaw State program in 2017, he earned a reputation as one of the nation's premier recruiters during his 10-year tenure as assistant coach at the University of Missouri, a perennial NCAA tournament participant.

D'Amour coached Kennesaw State to the 2018 Atlantic Sun Conference regular season and tournament championships en route to the program's first NCAA Regional appearance since transitioning to the Division I level in 2006, as the Owls finished the year with a 39-17 record. In his inaugural year as head coach at Kennesaw State in 2017, he guided the Owls to a 40-20 overall record and a berth in the National Invitational Softball Championship.

Kennesaw State went 39-17 and 14-3 in the ASUN in 2018 and earned a No. 3 seed in the Tallahassee Regional. D'Amour was named ASUN Coach of the Year and seven Owls earned ASUN all-conference accolades, including ASUN Pitcher of the Year Alley Cutting and ASUN Freshman of the Year Patricia Awald. Awald was one of 25 finalists up for NFCA National Freshman of the Year.

RECORD vs. OPPONENTS

Akron	1-0
Army	1-0
Auburn	0-3
Austin Peay	0-1
Belmont	3-0
Bethune-Cookman	1-0
Binghamton	2-0
Boston College	3-0
Bradley	1-0
Bucknell	2-0
Campbell	1-0
Central Michigan	1-0
Charleston Southern	2-0
Charlotte	2-0
Clemson	2-1
Coastal Carolina	1-0
College of Charleston	2-0
Dartmouth	3-0
DePaul	0-2
Detroit Mercy	3-0
Duke	6-1
East Carolina	1-0
East Tennessee State	2-0
Eastern Illinois	1-1
Florida A&M	1-0
Florida Gulf Coast	4-3
Florida State	2-1
Fort Wayne	2-0
George Mason	1-0
George Washington	1-0
Georgia	1-2
Georgia State	7-1
Georgia Tech	3-3
Hofstra	0-1
Illinois	3-1
Iowa	1-1
IUPUI	1-0
Jacksonville	6-2
Jacksonville State	1-2
JMU	1-1
Kennesaw State	3-0
Kentucky	0-2
Lamar	0-1
Liberty	1-2
Lipscomb	6-0
LIU Brooklyn	1-0
Longwood	4-0
Louisville	5-2
Marist	2-0
Michigan State	2-0
Minnesota	1-0
Missouri	0-1
Morehead State	2-1
NC State	7-3
North Carolina	1-2
North Carolina A&T	1-0
North Florida	0-1
Northwestern	1-0
Oklahoma State	0-1
Omaha-Nebraska	1-0
Niagara	1-0
North Florida	5-2
Northern Iowa	0-1
Pitt	6-1
Purdue	4-0
Quinnipiac	0-1
Radford	6-1
Rutgers	0-2
Samford	1-0
South Carolina	1-0
South Carolina State	1-0
Southeast Missouri State	1-0
St. Louis	1-0
Stetson	5-1
Stony Brook	1-0
Tennessee Tech	1-0
Texas State	1-1
UAB	5-0
UConn	2-0
UNC Greensboro	0-1
USC Upstate	5-3
USF	0-1
Virginia	8-0
Weber State	1-0
Wichita State	1-0
WKU	1-0





JAYME BAILEY (JAY-me)

Sophomore | 5-5
U | R/R

Hurricane HS
Scott Depot, W.Va.

Major: Public Health

2

- 2x Preseason All-ACC
2020 VaSID First-Team All-State
2019 VaSID Second-Team All-State
JWOS All-Freshman Team
Second-Team NFCA All-Region (Mid-Atlantic)
Schutt Sports/NFCA National Freshman of the Year Top 25
First-Team All-ACC
ACC All-Freshmen Team
2018-19 ACC Academic Honor Roll

AT THE PLATE

- Has started all 31 games, 24 at first base, seven in the outfield.
Hit a first-inning, solo home run in Game 1 against Longwood (4/7).
Racked up three hits, including two doubles, three RBIs, two runs and a steal at No. 12/14 Duke (4/2-4).
Roped a bases-clearing, stand-up triple down the left-field line for three RBIs at Virginia (3/30).
Recorded a hit in every game of the Pitt series.
Went 6 for 12 with six RBIs and six runs scored in the NC State series, including a four-run game in the series final when she also hit her second home run of the year contributing to the Hokies' school record eight home runs.
Started all 25 games in 2020.
Had her first career multi-homer game at Virginia (3/6/20).
Set a career high with four RBIs against Bradley (2/22/20).
Played in 55 games in 2019 and started at first base in 49 of those games and four games at second base.
Finished with the second-best on-base percentage (.497) and fourth-best batting average (.380) in school history, while her batting average was the highest ever by a freshman.

SEASON HIGHS

Hits 3, 2x, last at NC State (3/14/21)
Runs 4 at NC State (3/14/21)
RBIs 4 at Kennesaw State [2] (2/13/21)
HRs 1, 4x, last at Louisville (3/28/21)
Walks 1, 6x, last vs. Virginia (3/24/21)
Stolen Bases 1 vs. Radford [2] (3/17/21)
Hitting Streak 8 games (3/13/21 - 3/21/21)

CAREER HIGHS

Hits 3, 4x, last at NC State (3/14/21)
Runs 4 at NC State (3/14/21)
RBIs 4, 2x, last at Kennesaw State [2] (2/23/21)
HRs 2 at Virginia (3/6/20)
Walks 2, 4x, last vs. Virginia [1] (4/12/19)
Stolen Bases 1, 4x, last vs. Radford [2] (3/17/21)
Hitting Streak 11 games (3/10/19 - 3/27/19)

GAME-BY-GAME STATS

Table with columns: Date, Opponent, Pos, AB, R, H, RBI, 2B, 3B, HR, BB, SB, CS, HBP, SAC, SF, GDP, K, PO, O, E, Avg. Rows include games from Feb 13 to Apr 07.



KEELY ROCHARD (KEY-lee row-SHARD)

Junior | 5-8
P | R/R

Warhill HS
Williamsburg, Va.

Major: Sociology

3

- 8x ACC Pitcher of the Week (twice this season; 3/24/21, 3/30/21)
5x NFCA DI National Pitcher of the Week (twice this season; 2/23/21, 3/22/21)
2x Preseason All-ACC
2021 USA Softball Collegiate Player of the Year Watchlist
2021 JWOS Preseason First-Team All-American
2021 D1 Softball Preseason Second-Team All-American
Fastpitch News All-America Honorable Mention
First-Team NFCA All-Region (Mid-Atlantic)
First-Team All-ACC
2x Fastpitch News DI Pitcher of the Week
USA Softball Collegiate Player of the Week (4/16/19)

IN THE CIRCLE

- Has started 21 games in the circle and appeared in 22 contests.
Threw a 10-K, 2-hit shutout against Longwood (4/7) with no walks in 7.0 IP.
Went 2-1 in the circle at No. 12/14 Duke (4/2-4), striking out 20 and allowing 13 hits, seven runs and six walks with a 1.75 ERA.
Tallied 11 strikeouts in 6.0 innings at Virginia (3/30), allowing 4 hits and a run.
Threw three shutouts at Louisville (3/26-28) and racked up 37 strikeouts, surrendering only eight hits and two runs in 20.0 innings.
Struck out a career-high 19 batters in consecutive starts vs. Pitt and totaled 46 Ks in 18.0 innings while allowing just three hits and no runs.
Won all three games in the NC State series, throwing three complete games and striking out a then-season-high 12 batters in the first game.
Threw a one-hit complete game shutout in the rubber match vs. No. 13/14 Florida State (2/21) while striking out nine batters to win the series.
Started 16 games in the circle and led the country in strikeouts (183), wins (15) and shutouts (7) in 2020.
Finished her fifth-career no-hitter and second of 2020 at Virginia (3/8/20).
Set the school record for winning percentage in 2019 with a .880 clip, going 22-3, while her 11 shutouts were tied for the most by a sophomore.
Perfect game against No. 20/17 JMU (4/10/19), becoming the first Hokie to do it versus a ranked opponent.
Threw two no-hitters in consecutive days on Feb. 16-17, 2019, becoming only the third player in school history to do it.

SEASON HIGHS

Innings (High) 7.0, 12x, last vs. Longwood [1] (4/7/21)
Strikeouts (High) 19, 2x, last vs. Pitt (3/21/21)
Hits (Low) (Min. 5 IP) 1, 4x, last at Louisville (3/28/21)
Runs (Low) (Min. 5 IP) 0, 10x, last vs. Longwood [1] (4/7/21)
Earned Runs (Low) (Min. 5 IP) 0, 10x, last vs. Longwood [1] (4/7/21)
Walks (Low) (Min. 5 IP) 0, 5x, last vs. Longwood [1] (4/7/21)
Number of Pitches (High) 141 at NC State (3/12/21)

CAREER HIGHS

Innings 7.1 vs. Iowa (2/9/20)
Strikeouts 19, 2x, last vs. Pitt (3/21/21)
Hits (Low) (Min. 5 IP) 0, 5x, last at Virginia (3/8/20)
Runs (Low) (Min. 5 IP) 0, 29x, last vs. Longwood [1] (4/7/21)
Earned Runs (Low) (Min. 5 IP) 0, 31x, last vs. Longwood [1] (4/7/21)
Walks (Low) (Min. 5 IP) 0, 18x, last vs. Longwood [1] (4/7/21)
Number of Pitches (High) 150 vs. No. 18/17 South Carolina (2/14/20)

GAME-BY-GAME STATS

Table with columns: Date, Opponent, GS, IP, H, R, ER, BB, SO, 2B, 3B, HR, WP, BK, HBP, IBB, Score, W/L, Sv, ERA, NP. Rows include games from Feb 13 to Apr 07.



DARBY TRULL

Junior | 5-3
OF | L/L

Nation Ford HS
Fort Mill, S.C.

Major: Consumer Studies

4



JENNA PEARSON

Freshman | 5-8
U | R/R

North Stafford HS
North Stafford, Va.

Major: Science Undeclared

5

- 2020 Preseason All-ACC
- 2019 VaSID First-Team All-State
- Softball America Honorable Mention All-America
- First-Team NFCA All-Region (Mid-Atlantic)
- College Sports Madnes ACC Player of the Week (2/18/19)
- 2018-19 ACC Academic Honor Roll

AT THE PLATE

- Has appeared in 30 games, starting 29 in the outfield.
- Scored a run, earned a walk and a stolen base in Game 2 vs. Longwood (4/7).
- Tallied a triple, a single, three RBIs, two runs scored, two walks and a sac fly at No. 12/14 Duke (4/2-4) in the four-game series.
- Hit a double at Louisville (3/28) and threw out a runner at the plate from center (3/27).
- Knocked in a run in three of the four games vs. Pitt.
- Had two RBIs off three hits, including two doubles, in the Radford double-header (3/17).
- Stole a career-high two bases in Game 2 of NC State doubleheader (3/13).
- Had her first multi-hit games of the season in Game 1 vs. No. 13/14 Florida State (2/20) and was the only Hokie with multiple hits in that game.
- Started the first game of the 2021 season at center field (2/13) and scored a run as a pinch runner in the third game of the Kennesaw State series (2/14).
- Played in 55 games, drawing 54 starts in center field in 2019.
- Posted the second-best batting average (.406) in school history and the highest ever by a sophomore, while her slugging percentage (.642) ranks fourth all-time at Tech.
- Racked up five hits, including three doubles, at the Lexington Regional (5/17-19), and made four putouts vs. Illinois (5/18).

SEASON HIGHS

Hits 2, 5x, last vs. Pitt [1] (3/20/21)
 Runs 1, 11x, last vs. Longwood [2] (4/7/21)
 RBIs 2, 2x, last at No. 12/14 Duke [1] (4/3/21)
 HRs
 Walks 1, 8x, last vs. Longwood [2] (4/7/21)
 Stolen Bases 2 at NC State [2] (3/13/21)
 Hitting Streak 8 games (3/13/21 - 3/20/21)

CAREER HIGHS

Hits 4, 3x, last vs. Army (2/21/20)
 Runs 3 vs. UAB (3/2/19)
 RBIs 3, 5x, last at Charlotte (4/17/19)
 HRs 1, 7x, last vs. North Carolina (4/21/19)
 Walks 3 vs. Lamar (2/8/18)
 Stolen Bases 2 at NC State [2] (3/13/21)
 Hitting Streak 9 games (2/9/19 - 2/23/19)

GAME-BY-GAME STATS

Date	Opponent	Pos	AB	R	H	RBI	2B	3B	HR	BB	SB	CS	HBP	SAC	SF	GDP	K	PO	A	E	Avg
Feb 13	at Kennesaw State-1	*of	4	0	0	0	0	0	0	0	0	0	0	0	0	0	1	0	0	0	.000
Feb 14	at Kennesaw State	pr	0	1	0	0	0	0	0	0	0	0	0	0	0	0	0	0	0	0	.000
Feb 18	at Clemson	*of	2	0	1	1	0	0	0	0	0	0	0	0	0	0	0	2	1	1	.167
Feb 19	at Clemson-1	*of	1	0	0	0	0	0	1	0	0	0	0	0	0	0	0	0	0	0	.125
Feb 19	at Clemson	*of	0	1	0	1	0	0	0	0	0	0	0	0	0	0	0	0	0	0	.182
Feb 20	vs Florida State-1	*of	3	0	2	0	0	0	0	0	0	0	0	0	0	0	0	3	0	0	.286
Feb 20	vs Florida State-2	*of	2	1	1	0	0	0	0	1	0	0	0	0	0	0	0	0	0	0	.312
Feb 21	vs Florida State	*of	3	0	1	1	0	0	0	0	0	0	0	0	0	0	0	0	0	0	.316
Mar 12	at NC State	*of	3	0	0	0	0	0	0	0	0	0	0	0	0	0	0	0	1	0	.273
Mar 13	at NC State-1	*of	2	0	1	0	0	0	0	0	0	0	0	0	0	0	0	0	0	0	.292
Mar 13	at NC State-2	*of	3	1	2	2	0	0	0	2	0	0	0	0	0	0	0	3	1	0	.333
Mar 14	at NC State	*of	1	2	0	1	0	0	0	0	0	0	0	0	0	0	0	0	0	0	.367
Mar 17	RADFORD-1	*of	1	1	1	1	0	0	1	1	0	0	0	0	0	0	0	0	0	0	.375
Mar 17	RADFORD-2	*of	2	1	2	1	1	0	0	0	0	0	0	0	0	0	0	2	0	1	.400
Mar 19	PITT	*of	2	1	1	1	0	0	1	0	0	0	0	0	0	0	0	0	0	0	.405
Mar 20	PITT-1	*of	3	0	2	1	0	0	0	0	0	0	0	0	0	0	0	1	1	0	.425
Mar 20	PITT-2	*of	3	0	1	1	0	0	0	0	0	0	0	0	0	0	0	0	0	0	.419
Mar 21	PITT	*of	3	0	0	0	0	0	0	0	0	0	0	0	0	0	1	0	0	0	.391
Mar 24	VIRGINIA	*of	4	0	0	0	0	0	0	0	0	0	0	0	0	0	0	3	0	0	.367
Mar 26	at Louisville	*of	4	0	0	1	0	0	0	0	0	0	0	0	0	0	0	1	0	0	.340
Mar 27	at Louisville-1	*of	3	0	1	0	0	0	0	0	0	0	0	0	0	0	0	0	0	0	.339
Mar 27	at Louisville-2	*of	2	0	0	0	0	0	1	0	0	0	0	0	0	0	0	2	1	0	.328
Mar 28	at Louisville	*of	4	0	1	0	0	0	0	0	0	0	0	0	0	0	0	1	0	0	.328
Mar 30	at Virginia	*of	4	0	0	0	0	0	0	0	0	0	0	0	0	0	3	2	0	0	.308
Apr 2	at Duke	*of	2	1	0	0	0	0	1	1	0	0	0	0	0	0	0	1	0	0	.299
Apr 3	at Duke-1	*of	3	0	1	2	0	0	1	0	0	0	0	0	0	0	1	1	0	0	.300
Apr 3	at Duke-2	*of	1	1	1	1	1	0	0	0	0	0	0	0	0	0	1	1	0	0	.311
Apr 04	at Duke	*of	3	0	0	0	0	0	0	0	0	0	0	0	0	0	0	1	0	0	.289
Apr 07	LONGWOOD-1	*of	3	0	0	0	0	0	0	0	0	0	0	0	0	0	0	0	0	0	.278
Apr 07	LONGWOOD-2	*of	1	1	0	0	0	0	1	1	0	0	0	0	0	0	0	0	1	0	.275
Totals		29gs	80	11	22	13	5	1	0	6	5	0	0	0	1	0	6	24	5	2	.276

AT THE PLATE


- Has not appeared this season.
- Four-year letterwinner at North Stafford High School.
- Played travel ball for Virginia Glory and was coached by Suzy Willemssen and Kevin Bednoski.
- Earned all-area and all-conference honors.
- Led her high school team in batting average and hits her junior year.
- Led Virginia Glory to a ninth-place finish at the 2019 TCS/USA Nationals.

SEASON/CAREER HIGHS

Hits
 Runs
 RBIs
 HRs
 Walks
 Stolen Bases
 Hitting Streak

GAME-BY-GAME STATS





KEARA NAPOLI (KEER-UH)

Junior | 5-6
P | R/R

Cambridge HS / Georgia
Alpharetta, Ga.

Masters: Marketing

7

2018-19 ACC Academic Honor Roll
2017-18 SEC Academic Honor Roll

IN THE CIRCLE

- Has not appeared in 2021.
- Pitched in four games in 2019.
- Came in the final inning versus Binghamton (3/19), allowing two hits and earning her first strikeout of the season to preserve the shutout win.
- Pitched in one inning against UAB (3/2).
- Came in the final inning at Radford (2/27), getting three outs and allowing only one hit to preserve the shutout.
- Debut as a Hokie came in the seventh inning vs. Purdue (2/9).
- Pitched in 8.1 innings in Athens, fanning three batters and only allowing two earned runs.
- Led Cambridge High School to a 102-19 record with a career 1.04 ERA and 908 strikeouts.
- Guided the Bears to a GHSA state championship in 2016. Georgia's Gatorade Player of the Year.
- Won the Atlanta Journal Constitution (AJC) Player of the Year.
- Played on the 2016 USA Elite Select All-America Team.
- Played travel ball with the Ohana Tigers and Atlanta Vipers.
- Father, Joseph, was a body builder.
- Mother, Kerrie, competes in CrossFit Games and is currently ranked No. 43 in the world.

SEASON HIGHS

Innings (High)
Strikeouts (High)
Hits (Low) (Min. 1 IP)
Runs (Low) (Min. 1 IP)
Earned Runs (Low) (Min. 1 IP)
Walks (Low) (Min. 1 IP)
Number of Pitches (High):

CAREER HIGHS

Innings (High) 2.0 at Kentucky (4/21/18)
Strikeouts (High) 2 vs. Alabama (4/29/18)
Hits (Low) (Min. 1 IP) 0 at USC Upstate (4/18/18)
Runs (Low) (Min. 1 IP) 0, 6x, last vs. Binghamton [1] (3/19/19)
Earned Runs (Low) (Min. 1 IP) 0, 6x, last vs. BING [1] (3/19/19)
Walks (Low) (Min. 1 IP) 0, 6x, last vs. Binghamton [1] (3/19/19)
Number of Pitches (High): 27 at Northwestern (5/19/18)

GAME-BY-GAME STATS



KELSEY BENNETT

Sophomore | 5-5
IF | R/R

Buford HS
Jefferson, Ga.

Major: Public Relations

8

2x Preseason All-ACC
2021 Softball America Top 100 Players
2019 VaSID Rookie of the Year
2x VaSID First-Team All-State
JWOS All-Freshman Team
Schutt Sports/NFCA National Freshman of the Year Top 10
ACC Freshman of the Year
First-Team All-ACC
ACC All-Freshman Team
2x ACC Co-Player of the Week (3/5/19) & (4/2/19)

AT THE PLATE

- Has started all 31 games, with 23 at third base and eight at shortstop.
- Had one hit in each game of the doubleheader against Longwood (4/7), including a double and scoring two runs in Game 2.
- Turned in a triple and a solo home run in the series at No. 12/14 Duke (4/2-4).
- Hit a double at Louisville (3/27) in the second game of a doubleheader.
- Made her first start at shortstop this season, with doing so against Virginia (3/24) and hit a triple down the right-field line.
- Hit two home runs in the Radford doubleheader and tied her career-high with three hits in Game 2 (3/17).
- Set a school record with three home runs in Game 4 at NC State (3/14) and was just one RBI short (7) of tying the school record of eight RBIs.
- Started all 25 games in 2020.
- Started all 58 games at third base and was one of only three Power Five third basemen to start every game at third.
- Broke the school record for slugging percentage (.725) and was the second Hokie to be named ACC Freshman of the Year.
- Also set the freshman program record for home runs (14), slugging percentage (.725) and total bases (116).

SEASON HIGHS

Hits 3, 2x, last vs. Radford [2] (3/17/21)
Runs 3 at NC State (3/14/21)
RBIs 7 at NC State (3/14/21)
HRs 3 at NC State (3/14/21)
Walks 2 vs. No. 13/14 Florida State (2/21/21)
Stolen Bases
Hitting Streak 4 games (3/13/21 - 3/17/21)

CAREER HIGHS

Hits 3, 5x, last vs. Radford [2] (3/17/21)
Runs 3, 4x, last at NC State (3/14/21)
RBIs 7 at NC State (3/14/21)
HRs 3 at NC State (3/14/21)
Walks 3 at Pitt (3/23/19)
Stolen Bases 1, 2x, last at George Mason (3/11/20)
Hitting Streak 8 games (3/20/19 - 3/31/19)

GAME-BY-GAME STATS

Date	Opponent	Pos	AB	R	H	RBI	2B	3B	HR	BB	SB	CS	HBP	SAC	SF	GDP	K	PO	A	E	Avg	
Feb 13	at Kennesaw State-1	*3b	4	0	1	0	0	0	0	0	0	0	0	0	0	0	0	0	1	0	250	
Feb 13	at Kennesaw State-2	*3b	4	0	0	0	0	0	0	0	0	0	0	0	0	0	0	0	6	0	125	
Feb 14	at Kennesaw State	*3b	3	1	1	1	0	0	0	0	0	0	0	0	0	0	0	1	1	0	192	
Feb 18	at Clemson	*3b	3	0	1	0	0	0	0	0	0	0	0	0	0	0	0	0	3	0	214	
Feb 19	at Clemson-1	*3b	2	1	2	0	1	0	1	0	0	0	0	0	0	0	0	0	0	1	312	
Feb 19	at Clemson	*3b	1	0	0	0	0	0	1	0	0	0	0	0	0	0	0	0	1	0	294	
Feb 20	vs Florida State-1	*3b	2	0	0	0	0	0	0	1	0	0	0	0	0	0	0	0	1	0	263	
Feb 20	vs Florida State-2	*3b	3	1	1	2	0	0	1	2	0	0	0	0	0	0	0	0	0	0	273	
Feb 21	vs Florida State	*3b	1	0	0	0	0	0	0	2	0	0	0	0	0	0	0	0	0	0	261	
Mar 12	at NC State	*3b	3	0	1	0	0	0	0	0	0	0	0	0	0	0	0	1	1	0	269	
Mar 13	at NC State-1	*3b	1	0	0	0	0	0	0	1	0	0	0	0	0	0	0	0	1	2	259	
Mar 13	at NC State-2	*3b	4	2	2	2	0	0	1	0	0	0	0	0	0	0	0	1	2	0	290	
Mar 14	at NC State	*3b	3	3	3	7	0	3	0	0	0	0	0	0	0	0	0	0	1	0	353	
Mar 17	RADFORD-1	*3b	2	2	1	2	0	0	1	1	0	0	0	0	0	0	0	0	1	2	361	
Mar 17	RADFORD-2	*3b	3	1	3	3	1	0	1	0	0	0	0	0	0	0	0	0	2	1	410	
Mar 19	PITT	*3b	1	1	0	0	0	0	1	0	0	0	0	0	0	0	0	0	0	1	400	
Mar 20	PITT-1	*3b	3	0	1	0	0	0	0	0	0	0	0	0	0	0	0	2	3	0	356	
Mar 20	PITT-2	*3b	3	0	0	0	0	0	0	0	0	0	0	0	0	0	0	0	1	0	370	
Mar 21	PITT	*3b	3	0	0	0	0	0	0	0	0	0	0	0	0	0	0	1	1	0	347	
Mar 24	VIRGINIA	*ss	3	0	1	0	1	0	0	0	0	0	0	0	0	0	0	0	0	1	346	
Mar 26	at Louisville	*ss	3	0	0	0	0	0	0	0	0	0	0	0	0	0	0	0	1	0	327	
Mar 27	at Louisville-1	*3b	3	0	0	0	0	0	0	0	0	0	0	0	0	0	0	3	0	0	310	
Mar 27	at Louisville-2	*3b	3	0	1	0	0	0	0	0	0	0	0	0	0	0	0	0	0	1	311	
Mar 28	at Louisville	*3b	2	0	0	1	0	0	0	0	0	0	0	0	0	0	0	0	0	0	302	
Mar 30	at Virginia	*3b	4	0	1	1	0	0	0	0	0	0	0	0	0	0	0	0	1	1	299	
Apr 2	at Duke	*ss	4	0	1	0	0	1	0	0	0	0	0	0	0	0	0	0	0	1	296	
Apr 3	at Duke-1	*ss	4	1	1	0	0	1	0	0	0	0	0	0	0	0	0	0	0	0	293	
Apr 3	at Duke-2	*ss	3	0	0	0	0	0	0	1	0	0	0	0	0	0	0	1	2	1	282	
Apr 04	at Duke	*ss	3	0	0	0	0	0	0	0	0	0	0	0	0	0	0	0	1	2	277	
Apr 07	LONGWOOD-1	*ss	2	0	1	0	0	0	0	0	0	0	0	0	0	0	0	0	0	1	277	
Apr 07	LONGWOOD-2	*ss	2	0	1	0	0	0	0	0	0	0	0	0	0	0	0	0	0	4	279	
Totals			31gs	86	14	24	21	5	2	8	10	0	0	3	0	1	0	9	22	36	4	279





MACKENZIE OSBORNE

Freshman | 5-9
P | R/R

Richlands HS
Richlands, Va.

Major: Biological Sciences

10

IN THE CIRCLE

- Has appeared in 10 games, starting three in the circle.
- Pitched 3.0 innings in relief against Longwood (4/7) in Game 2 of the doubleheader, allowing four runs and three hits and getting 1 K.
- Had a quality start at No. 12/14 Duke [2] (4/3), pitching 5.0 innings, allowing 4 four hits and two runs, while striking out two.
- Came in as relief at Virginia (3/30) in the top of the seventh, striking out one and allowing one hit and no runs in 1.0 innings of work.
- Made her first start in the circle in an ACC game and was solid, striking out three in 5.0 innings of work at Louisville (3/27) and only allowing one run and four hits with zero walks.
- Appeared in relief in two games vs. Pitt, throwing 4.0 innings and allowing just one run off one hit.
- Started her first career game in Game 2 vs. Radford (3/17), throwing a complete game and allowing just one run.
- Threw four innings vs. No. 13/14 Florida State and allowed just one hit, one walk and no runs to the Seminoles (2/20)
- Made her first career appearance at Clemson (2/18), retiring all three batters faced.
- Four-year letterwinner .
- Coached by Ronnie Davis at Richlands High School.
- Played travel ball for Storm, Lady Hornets and was coached by Brandon Smith.
- Three-time first-team Region D Pitcher and Player of the year.
- Three-time first-team all-southwest district team.
- Three-time first-team all-state pitcher.
- Two-time Virginia player of the year.
- Three-time Bristol Herald Courier all-area team.
- Two-time Bristol Herald Courier player of the year.
- Led Richlands to two state title appearances and a 2019 state title.
- Threw a perfect game in six innings with 18 strikeouts.
- Has racked up over 750 strikeouts in her prep career

SEASON HIGHS

Innings (High) 5.0, 3x, last at No. 12/14 Duke [2] (4/3/21)
 Strikeouts (High) 4 vs. Radford [2] (3/17/21)
 Hits (Low) (Min. 5 IP) 3 vs. Radford [2] (3/17/21)
 Runs (Low) (Min. 5 IP) 1, 2x, last at Louisville [2] (3/27/21)
 Earned Runs (Low) (Min. 5 IP) 1, 3x, last at No. 12/14 Duke [2] (4/3/21)
 Walks (Low) (Min. 5 IP) 0, 2x, last at No. 12/14 Duke [2] (4/3/21)
 Number of Pitches (High) 62 vs. Radford [2] (3/17/21)

GAME-BY-GAME STATS

Date	Opponent	GS	IP	H	R	ER	BB	SO	2B	3B	HR	WP	BK	HBP	IBB	Score	W-L	Sv	ERA	NP
Feb 18	at Clemson		1.0	0	0	0	0	1	0	0	0	0	0	0	0	1-9	0-0	0	0.00	14
Feb 20	vs Florida State-1		4.0	1	0	0	1	1	0	0	0	0	0	0	0	4-7	0-0	0	0.00	55
Mar 13	at NC State-1	*	0.2	4	4	4	1	0	0	0	2	0	0	0	0	0-8	0-0	0	4.94	17
Mar 17	RADFORD-2	*	5.0	3	1	1	2	4	0	0	1	0	0	0	1	9-1	1-0	0	3.28	62
Mar 19	PITT	*	1.0	0	0	0	2	0	0	0	0	0	0	0	0	9-0	1-0	0	3.00	16
Mar 20	PITT-1	*	3.0	1	1	1	3	1	0	0	0	0	0	0	0	3-5	1-0	0	2.86	54
Mar 27	at Louisville-2	*	5.0	4	1	1	0	3	0	0	1	0	0	0	0	0-0	1-0	0	2.49	51
Mar 30	at Virginia	*	1.0	1	0	0	1	1	0	0	0	0	0	0	0	9-1	1-0	0	2.37	20
Apr 3	at Duke-2	*	5.0	4	2	1	0	2	1	0	0	1	0	0	0	4-2	1-0	0	2.18	58
Apr 07	LONGWOOD-2	*	3.0	3	4	2	1	1	1	0	0	0	0	0	0	11-6	1-0	0	2.44	57
Totals			3	28.2	21	13	10	9	16	2	0	5	1	0	1	49-41	1-0	0	2.44	-



CANA DAVIS

Junior | 5-9
OF | R/R

Turner Ashby HS
Harrisonburg, Va.

Major: Multimedia Journalism

11

AT THE PLATE

- Has appeared in 21 games, starting nine with five in the outfield and nine as the designated player.
- Went 2 for 3 at No. 12/14 Duke (4/4).
- Doubled to center on a full count at Virginia (3/30).
- Posted a multi-hit game at Louisville (3/28), hitting a two-run home one and earning a single, while reaching base again on a walk.
- Crushed her second homer of the year in Game 1 vs. Radford (3/17).
- Hit her second career home run and contributed to the Hokies' school record eight home runs in Game 4 of the NC State series (3/14).
- Doubled down the left field line to drive in Tech's first run of the season in the first game of the Kennesaw State doubleheader (2/13).
- Missed 2020 due to injury.
- Played in 25 games in 2019, starting 13 of them with five in the outfield and eight as the designated player.
- Hit the first home run of her career at Boston College (4/28), a three-run shot to center, following her double to right center.
- Pinch hit and ripped a double versus Radford (3/27).
- Tallied one hit and scored one run at Pitt (3/23).
- Was hit by a pitch and scored a run versus Binghamton (3/19).
- Earned a walk in the second matchup with UAB (3/3).
- Registered 25 starts in 34 games played in 2018.
- Ranked second on the team with a .250 batting average in ACC play.

SEASON HIGHS

Hits 2, 3x, last at No. 12/14 Duke (4/4/21)
 Runs 2 at NC State (3/14/21)
 RBIs 2, 2x, last vs. Pitt (3/19/21)
 HRs 1, 3x, last at Louisville (3/28/21)
 Walks 1, 2x, last at Louisville (3/28/21)
 Stolen Bases
 Hitting Streak 4 games (3/13/21 - 3/19/21)

CAREER HIGHS

Hits 2, 9x, last at No. 12/14 Duke (4/4/21)
 Runs 2 at NC State (3/14/21)
 RBIs 3 at Boston College (4/28/19)
 HRs 1, 4x, last at Louisville (3/28/21)
 Walks 2 vs. Florida A&M (2/9/18)
 Stolen Bases
 Hitting Streak 4 games, 3x, last (3/13/21 - 3/19/21)

GAME-BY-GAME STATS

Date	Opponent	Pos	AB	R	H	HR	2B	3B	HR	BB	SB	CS	HBP	SAC	SF	GDP	K	PO	A	E	Avg
Feb 13	at Kennesaw State-1	*dh	4	0	1	1	1	0	0	0	0	0	0	0	0	0	0	1	0	0	0.250
Feb 13	at Kennesaw State-2	*ph	1	0	0	0	0	0	0	0	0	0	0	0	0	0	0	0	0	0	0.000
Feb 14	at Kennesaw State	*dh	4	0	1	0	0	0	0	0	0	0	0	0	0	0	0	1	0	0	0.222
Feb 16	at Clemson	*ph	1	0	0	0	0	0	0	0	0	0	0	0	0	0	0	0	0	0	0.000
Feb 18	at Clemson	*ph	1	0	0	0	0	0	0	0	0	0	0	0	0	0	0	0	0	0	0.000
Feb 19	at Clemson-1	*ph	1	0	0	0	0	0	0	0	0	0	0	0	0	0	0	0	0	0	0.000
Feb 20	vs Florida State-2	*ph	1	0	1	0	0	0	0	0	0	0	0	0	0	0	0	0	0	0	0.250
Feb 21	vs Florida State	*ph	1	0	0	0	0	0	0	0	0	0	0	0	0	0	0	0	0	0	0.000
Mar 13	at NC State-2	*of/dh	3	1	1	0	0	0	0	1	0	0	0	0	0	0	0	0	0	0	0.250
Mar 14	at NC State	*of/dh	4	2	2	2	0	0	1	0	0	0	0	0	0	0	0	0	0	0	0.300
Mar 17	RADFORD-1	*of	3	1	1	1	0	0	0	0	0	0	0	0	0	0	0	1	0	0	0.304
Mar 19	PITT	*of	1	0	1	2	0	0	0	0	0	0	0	0	0	0	0	0	0	0	0.333
Mar 20	PITT-1	*dh	3	0	0	0	0	0	0	0	0	0	0	0	0	0	1	2	0	0	0.296
Mar 24	VIRGINIA	*ph	1	0	1	0	0	0	0	0	0	0	0	0	0	0	0	0	0	0	0.321
Mar 26	at Louisville	*dh	1	0	0	0	0	0	0	0	0	0	0	0	0	0	0	0	0	0	0.310
Mar 28	at Louisville	*dh	2	1	2	2	0	0	1	0	0	0	0	0	0	0	0	0	0	0	0.333
Mar 30	at Virginia	*dh	4	0	1	0	1	0	0	0	0	0	0	0	0	0	0	1	0	0	0.343
Apr 2	at Duke	*dh	3	0	1	1	1	0	0	0	0	0	0	0	0	0	0	1	0	0	0.342
Apr 3	at Duke-1	*dh	4	0	0	0	0	0	0	0	0	0	0	0	0	0	0	0	0	0	0.310
Apr 3	at Duke-2	*of/dh	4	0	0	0	0	0	0	0	0	0	0	0	0	0	0	0	0	0	0.283
Apr 04	at Duke	*dh	3	0	2	0	0	0	0	0	0	0	0	0	0	0	0	0	0	0	0.306
Apr 07	LONGWOOD-1	*dh	3	0	0	0	0	0	0	0	0	0	0	0	0	0	0	0	0	0	0.288
Totals			14gs	52	5	15	9	3	0	3	2	0	0	0	0	0	1	11	1	0	0.288





ALEXA MILIUS (MILL-ee-us)

Sophomore | 5-2
U | R/R

Thomaston HS / Central Connecticut St.
Thomaston, Conn.

Major: Criminology

12

AT THE PLATE

- Has appeared in 24 games this season, starting 13 with 10 at catcher, six at third and one as the designated player.
- Hit a home run and a double in Game 1 against Longwood (4/7), tying her season high for hits in a game with two.
- Posted two hits, a walk and a run at No. 12/14 Duke (4/2-4).
- Tallied two hits in the series at Louisville (3/26-28).
- Had a hit in both games of the Radford doubleheader, including her second homer of the year, and scored a season-high two runs in Game 1 (3/17).
- Hit the first Hokie grand slam since March 23, 2019 for her second career home run.
- Did not appear for the Blue Devils in their four games of 2020 prior to the season being cancelled due to COVID-19.
- Appeared in 34 games as a freshman.
- Had a .374 batting average with 18 runs batted in.
- Selected to the All-NEC Rookie Team.
- Four-year letterwinner.
- All-time hits leader at Thomaston.

SEASON HIGHS

Hits 2, 2x, last vs. Longwood [1] (4/7/21)
 Runs 2, 2x, last vs. Longwood [1] (4/7/21)
 RBIs 4 at NC State (3/14/21)
 HRs 1, 3x, last vs. Longwood [1] (4/7/21)
 Walks 2 at NC State [2] (3/13/21)
 Stolen Bases
 Hitting Streak 4 games, 2x, last (4/3/21 - 4/7/21)

CAREER HIGHS

Hits 3, 3x, last at Wagner [1] (4/28/19)
 Runs 3 vs. Rider [2] (3/24/19)
 RBIs 4 at NC State (3/14/21)
 HRs 1, 4x, last vs. Longwood [1] (4/7/21)
 Walks 2, 2x, last at NC State [2] (3/13/21)
 Stolen Bases 1, 2x, last vs. Rider [2] (3/24/19)
 Hitting Streak 14 games (3/14/19 - 4/4/19)

GAME-BY-GAME STATS

Date	Opponent	Pos	AB	R	H	2B	3B	HR	SB	CS	HBP	SAC	SF	GDP	K	PO	A	E	Avg	
Feb 13	at Kennesaw State-2	pr	0	1	0	0	0	0	0	0	0	0	0	0	0	0	0	0	.000	
Feb 14	at Kennesaw State	ph	1	0	0	0	0	0	0	0	0	0	0	0	0	0	0	0	.000	
Feb 18	at Clemson	ph	0	0	0	0	0	0	0	1	0	0	0	0	0	0	0	0	.000	
Feb 20	vs Florida State-1	c	1	0	0	0	0	0	0	0	0	0	0	0	0	1	0	0	.000	
Feb 20	vs Florida State-2	dh	1	0	0	0	0	0	0	0	0	0	0	0	0	1	0	0	.000	
Mar 13	at NC State-2	*dh/c	2	0	0	0	0	0	0	2	0	0	0	0	0	3	0	0	.000	
Mar 14	at NC State	*c	3	1	2	4	0	0	1	0	0	0	0	0	0	6	0	0	.250	
Mar 17	RADFORD-1	*c	1	2	1	1	0	1	1	0	0	0	0	0	0	4	0	0	.333	
Mar 17	RADFORD-2	*c	3	1	1	0	0	0	0	0	0	0	0	0	0	4	0	0	.333	
Mar 19	PITT	*c	2	0	1	2	1	0	0	1	0	0	0	0	0	8	0	0	.357	
Mar 20	PITT-1	*c	3	0	0	0	0	0	0	0	0	0	0	0	0	5	0	0	.294	
Mar 20	PITT-2	*c	3	1	1	0	0	0	0	0	0	0	0	0	0	1	18	0	.300	
Mar 21	PITT	*c	2	0	0	0	0	0	0	1	0	0	0	0	0	1	19	0	.273	
Mar 24	VIRGINIA	*3b	3	0	0	0	0	0	0	0	0	0	0	0	0	1	3	0	.240	
Mar 26	at Louisville	*3b	3	0	1	0	0	0	0	0	0	0	0	0	1	1	0	0	.250	
Mar 27	at Louisville-1	*c	3	0	1	0	0	0	0	0	0	0	0	0	0	10	0	0	.258	
Mar 27	at Louisville-2	ph	1	0	0	0	0	0	0	0	0	0	0	0	0	0	0	0	.250	
Mar 28	at Louisville	*c	2	0	0	0	0	0	0	0	0	0	0	0	0	1	3	1	.235	
Apr 2	at Duke	*3b	0	0	0	0	0	0	0	0	0	0	0	0	0	0	1	1	.235	
Apr 3	at Duke-1	*3b	2	1	0	0	0	0	0	1	0	0	0	0	0	1	2	0	.222	
Apr 3	at Duke-2	*3b	3	0	1	0	0	0	0	0	0	0	0	0	1	0	3	0	.231	
Apr 04	at Duke	*3b	2	0	1	0	0	0	0	0	0	0	0	0	0	0	3	0	.244	
Apr 07	LONGWOOD-1	*c	2	1	2	1	1	1	0	0	0	0	0	0	0	11	1	0	.279	
Apr 07	LONGWOOD-2	*3b	2	1	0	0	0	0	0	0	0	0	0	0	0	0	4	2	.286	
Totals		17gs	45	10	13	8	2	0	3	7	0	0	1	0	0	6	97	18	3	.288



EMMA YATES

Freshman | 5-6
C | R/R

South County HS
Fairfax Station, Va.

Major: Criminology

15

AT THE PLATE

- Made her collegiate debut as a pinch runner in Game 2 vs. Radford (3/17).
- Missed 2020 due to injury.
- Three-year letterwinner.
- Coached by Gary Dillow at South County HS.
- Played travel ball for Williamsburg Starz.
- Two-time all-conference.
- Two-time all-state.
- Second-team All-Met.
- Led the Stallions to two conference championships.
- Chose the Hokies over George Mason and Christopher Newport.
- Hopes to be a technical analyst for the FBI.

SEASON/CAREER HIGHS

Hits
 Runs
 RBIs
 HRs
 Walks
 Stolen Bases
 Hitting Streak

GAME-BY-GAME STATS

Date	Opponent	Pos	AB	R	H	RBI	2B	3B	HR	BB	SB	CS	HBP	SAC	SF	GDP	K	PO	A	E	Avg	
Mar 17	RADFORD-2	pr	0	0	0	0	0	0	0	0	0	0	0	0	0	0	0	0	0	0	0	.000
Totals		0gs	0	0	0	0	0	0	0	0	0	0	0	0	0	0	0	0	0	0	0	.000





MEREDITH SLAW

Sophomore | 5-11
IF | L/R

Rappahannock HS
Warsaw, Va.

Major: Accounting

16

AT THE PLATE

- Has appeared in 11 games, starting seven at first base.
- Had a pinch-hit two-run single in Game 2 vs. No. 13/14 Florida State (2/20).
- Knocked in four runs for the third time in her career in Game 2 at Clemson, three of which coming on her first home run of the season (2/19).
- Drew a career-high three walks in the first game of the season at Kennesaw State (2/13) and also had an RBI single in the game.
- Drove in four runs in the 7-0 win over Virginia (3/8/20).
- Hit .636 in four games at the Spring Break Challenge.
- Had back-to-back three-hit games at Jacksonville (2/29) and against Stony Brook (3/1).
- Had eight RBIs in seven at-bats at the Charleston Invitational.
- Went 2 for 3 with two doubles, four RBIs and two runs scored versus North Carolina A&T (2/22).
- Had her first career steal against Dartmouth (2/21).
- Had a hit against No. 16/16 Oklahoma State (2/13).
- Smacked a double at Coastal Carolina (2/7).
- Played in 37 games 2019, drawing 13 starts as the designated player and three at first base.
- Hit her first home run at the college level at Charleston Southern (2/17), a three-run shot to right center.
- Three-sport athlete in high school, playing softball, basketball and volleyball.
- Four-year letterwinner in softball and basketball.
- Two-time all-state selection.
- Three-time conference Player of the Year.
- VHSL Player of the Year.
- Comes from an athletic family - uncle played for the Los Angeles Dodgers' AAA team.
- Has a cousin currently playing catcher for Wake Forest.

SEASON HIGHS

Hits 1, 4x, last at NC State [2] (3/13/21)
Runs 1, 2x, last at Clemson [1] (2/19/21)
RBIs 4 at Clemson [1] (2/19/21)
HRs 1 at Clemson [1] (2/19/21)
Walks 3 at Kennesaw State [1] (2/13/21)

Stolen Bases
Hitting Streak

CAREER HIGHS

Hits 3, 2x, last vs. Stony Brook (3/1/20)
Runs 2 vs. North Carolina A&T (2/22/20)
RBIs 4, 3x, last at Clemson [1] (2/19/21)
HRs 1, 7x, last at Clemson [1] (2/19/21)
Walks 3 at Kennesaw State [1] (2/13/21)
Stolen Bases 1 vs. Dartmouth (2/21/20)
Hitting Streak 5 games (2/9/19 - 2/17/19)

GAME-BY-GAME STATS

Date	Opponent	Pos	AB	R	H	RBI	2B	3B	HR	BB	SO	CS	HBP	SAC	SF	GDP	K	PO	A	E	Avg
Feb 13	at Kennesaw State-1	*1b	1	1	1	1	0	0	0	0	0	0	0	0	0	0	0	0	0	0	1.000
Feb 13	at Kennesaw State-2	*1b	3	0	0	0	0	0	0	1	0	0	0	0	0	0	0	16	0	0	.250
Feb 14	at Kennesaw State	*1b	4	0	0	0	0	0	0	0	0	0	0	0	0	0	0	3	0	0	.125
Feb 18	at Clemson	*1b	3	0	0	0	0	0	0	0	0	0	0	0	0	0	0	0	4	0	.091
Feb 19	at Clemson-1	*1b	3	1	1	4	0	0	1	0	0	0	0	0	0	0	1	10	0	0	.143
Feb 19	at Clemson	*1b	3	0	0	0	0	0	0	0	0	0	0	0	0	0	0	6	1	0	.118
Feb 20	vs Florida State-1	*1b	0	0	0	0	0	0	0	0	0	0	0	1	0	0	0	0	0	0	.118
Feb 20	vs Florida State-2	ph	1	0	1	2	0	0	0	0	0	0	0	0	0	0	0	0	0	0	.167
Feb 21	vs Florida State	ph	1	0	0	0	0	0	0	0	0	0	0	0	0	0	1	0	0	0	.158
Mar 13	at NC State-1	ph	1	0	0	0	0	0	0	0	0	0	0	0	0	0	0	0	0	0	.150
Mar 13	at NC State-2	ph	1	0	1	2	1	0	0	0	0	0	0	0	0	0	0	0	0	0	.190
Totals		7gs	21	2	4	9	1	0	1	4	0	0	1	0	0	0	2	47	1	0	.190



MOLLY JACOBSON

Freshman | 6-0
P | R/R

Waukee HS
Waukee, Iowa

Major: Criminology

17

AT THE PLATE

- Came in for relief in Game 2 against Longwood (4/7), pitching one inning and allowing zero hits and runs on 10 pitches.
- Appeared for one inning at George Mason (3/11/20) allowing only one hit.
- Made her first career appearance against Dartmouth (2/21), pitching two scoreless innings and allowing just one hit.
- Five-year letterwinner.
- Coached by Carrie Eby at Waukee High School.
- Earned first-team all-conference.
- Selected as a first-team all-district pick.
- Named to the first-team IHSAA all-state team.
- Her father played basketball at Omaha and her siblings play basketball at the Division I level too, with Michael at Iowa State and Reilly at Western Michigan.

SEASON HIGHS

Innings (High) 1.0 vs. Longwood [2] (4/7/21)
Strikeouts (High)
Hits (Low) 0 vs. Longwood [2] (4/7/21)
Runs (Low) 0 vs. Longwood [2] (4/7/21)
Earned Runs (Low) 0 vs. Longwood [2] (4/7/21)
Walks (Low) 0 vs. Longwood [2] (4/7/21)

CAREER HIGHS

Innings (High) 2.0 vs. Dartmouth (2/21/20)
Strikeouts (High) 1, 2x, last at George Mason (3/11/20)
Hits (Low) 0 vs. Longwood [2] (4/7/21)
Runs (Low) 0 vs. Longwood [2] (4/7/21)
Earned Runs (Low) 0 vs. Longwood [2] (4/7/21)
Walks (Low) 0 vs. Longwood [2] (4/7/21)

GAME-BY-GAME STATS

Date	Opponent	GS	IP	H	R	ER	BB	SO	2B	3B	HR	WP	BK	HBP	IBB	Score	W-L	Sv	ERA	NP
Apr 07	LONGWOOD-2		1.0	0	0	0	0	0	0	0	0	0	0	0	0	11-6	0-0	0	0.00	10
Totals			0	1.0	0	0	0	0	0	0	0	0	0	0	0	11-6	0-0	0	0.00	-





MACKENZIE LAWTER

Junior | 5-5
C | R/R

Halifax County HS
South Boston, Va.

Major: Multimedia Journalism &
Political Science

18

2020 VaSID First-Team All-State

AT THE PLATE

- Has played in 23 games, starting 21 games at catcher.
- Earned a walk and scored a run against Longwood (4/7).
- Batted .500 in the Duke series (6 for 12), including hitting her first home run of the season.
- Singled up the middle for an RBI, scored two run, earned two walks and got hit by a pitch at Virginia (3/30).
- Ripped an RBI double to left center, scored a run and earned a walk against Virginia (3/24).
- Scored a run in every game at Kennesaw State (2/13 - 2/14) and also drew a career-high three walks in the second game of the doubleheader (2/13).
- Played in 46 games 2019, drawing 45 starts at catcher.
- Had a hit in both games against Illinois (5/18-19) at the Lexington Regional.
- Lifted a homer to dead center versus NC State (5/9) at ACCs.
- Hit a grand slam and had a career-high five RBIs at Pitt (3/23).
- Father played baseball at Longwood University and was recognized as Virginia Player of the Year in 1985.

SEASON HIGHS

Hits 2, 2x, last at No. 12/14 Duke (4/4/21)
 Runs 2 at Virginia (3/30/21)
 RBIs 1, 5x, last at No. 12/14 Duke (4/4/21)
 HRs 1 at No. 12/14 Duke (4/4/21)
 Walks 3 at Kennesaw State [2] (2/13/21)
 Stolen Bases
 Hitting Streak 5 games (3/30/21 - 4/4/21)

CAREER HIGHS

Hits 3, 2x, last vs. Binghamton [1] (3/19/19)
 Runs 3 vs. ETSU (2/17/19)
 RBIs 5 at Pitt (3/23/19)
 HRs 2 vs. Binghamton [1] (3/19/19)
 Walks 3 at Kennesaw State [2] (2/13/21)
 Stolen Bases 1, 4x, last vs. Bradley (2/22/20)
 Hitting Streak 6 games (2/13/20 - 2/22/20)

GAME-BY-GAME STATS

Date	Opponent	Pos	AB	R	H	RBI	2B	3B	HR	BB	SB	CS	HBP	SAC	SF	GDP	K	PO	A	E	Avg
Feb 13	at Kennesaw State-1	*c	2	1	0	0	0	0	0	1	0	0	0	0	0	0	0	12	0	0	.000
Feb 13	at Kennesaw State-2	*c	1	1	0	0	0	0	0	3	0	0	0	0	0	0	0	3	0	0	.000
Feb 14	at Kennesaw State	*c/pr	1	1	0	0	0	0	0	1	0	0	0	0	0	0	0	7	0	0	.000
Feb 18	at Clemson	*c	1	0	0	0	0	0	0	0	0	0	0	0	0	0	0	3	0	0	.000
Feb 19	at Clemson-1	*c	0	0	0	0	0	0	0	1	0	0	0	0	0	0	0	2	0	0	.000
Feb 19	at Clemson	*c	3	0	0	0	0	0	0	0	0	0	0	0	0	0	1	4	0	0	.000
Feb 20	vs Florida State-1	*c	1	0	0	0	0	0	0	0	0	0	0	0	0	0	1	3	0	0	.000
Feb 20	vs Florida State-2	*c	2	1	1	1	0	0	1	0	0	0	0	0	0	0	0	7	1	0	.081
Feb 21	vs Florida State	*c	2	0	0	0	0	0	0	1	0	0	0	0	0	0	0	9	0	0	.077
Mar 12	at NC State	*c	2	1	1	1	0	0	0	1	0	0	0	0	0	0	0	13	1	0	.133
Mar 13	at NC State-1	*c	2	0	1	0	0	0	0	0	0	0	0	0	0	0	0	3	1	0	.176
Mar 13	at NC State-2	*c	1	0	0	0	0	0	0	0	0	0	0	0	0	0	0	2	0	1	.167
Mar 24	VIRGINIA	*c	2	1	1	1	1	0	0	1	0	0	0	0	0	0	0	9	0	0	.200
Mar 26	at Louisville	*c	1	0	0	0	0	0	0	0	0	0	0	0	0	0	0	17	0	0	.190
Mar 27	at Louisville-1	*c	0	0	0	0	0	0	0	0	0	0	0	0	0	0	0	2	0	0	.190
Mar 27	at Louisville-2	*c	2	0	0	0	0	0	0	0	0	0	0	0	0	0	0	8	1	0	.174
Mar 28	at Louisville	*c	0	1	0	0	0	0	0	1	0	0	0	0	0	0	0	3	0	0	.174
Mar 30	at Virginia	*c	1	2	1	1	0	0	0	2	0	0	0	0	0	0	0	12	1	0	.296
Apr 2	at Duke	*c	2	1	1	0	0	0	0	1	0	0	0	0	0	0	0	8	0	0	.291
Apr 3	at Duke-1	*c	3	1	2	0	0	0	0	0	0	0	0	0	0	0	1	9	0	0	.276
Apr 3	at Duke-2	*c	3	0	1	0	0	0	0	0	0	0	0	0	0	0	1	4	1	0	.261
Apr 04	at Duke	*c	4	1	2	1	1	0	1	0	0	0	0	0	0	0	1	6	2	0	.306
Apr 07	LONGWOOD-2	*c	1	1	0	0	0	0	0	1	0	0	0	0	0	0	0	3	0	0	.297
Totals			21gs	37	13	11	5	3	0	1	15	0	0	1	1	0	6	153	8	1	.297



MADDIE ROUNTREE

Freshman | 5-11
IF | R/R

Isle of Wight Academy
Smithfield, Va.

Major: Sports Media & Analytics

19

AT THE PLATE

- Has appeared in 11 games, starting one as the designated player.
- Earned a walk versus Longwood (4/7).
- Had a pinch-hit single in Game 1 at Clemson (2/18).
- Drew a walk as a pinch-hitter in her only at-bat at Kennesaw State (2/14).
- Had a pinch-hit RBI double against Stony Brook (3/1/20) for her first career extra-base hit.
- Began her career with two hits and two RBIs versus Iowa (2/7/20) in the season opener.
- Four-year letterwinner.
- Coached by Jill Owens Edwards at Isle of Wight Academy.
- Played travel ball for Williamsburg Starz Gold-Bunn.
- Four-time all-state.
- Four-time all-conference.
- Five-time Offensive Player of the Year.
- Led the Chargers to the 2018 VISAA DII State Championship, owning a home run in the title game.
- Had eight home runs, 29 hits and 35 RBIs her junior year.
- Chose the Hokies over Clemson and North Carolina.
- Her father played football at Clemson and was the first player in school history to play more than 3,000 snaps in a season, while he was also All-ACC first-team in 1997.
- Hopes to work for the NFL office in New York City.

SEASON HIGHS

Hits 1 at Clemson (2/18/21)
 Runs
 RBIs
 HRs
 Walks 1, 2x, last vs. Longwood [2] (4/7/21)
 Stolen Bases
 Hitting Streak

CAREER HIGHS

Hits 2 vs. Iowa (2/7/20)
 Runs 1 vs. North Carolina A&T (2/22/20)
 RBIs 2 vs. Iowa (2/7/20)
 HRs
 Walks 1, 4x, last vs. Longwood [2] (4/7/21)
 Stolen Bases
 Hitting Streak 2 games (2/7/20 - 2/8/20)

GAME-BY-GAME STATS

Date	Opponent	Pos	AB	R	H	RBI	2B	3B	HR	BB	SB	CS	HBP	SAC	SF	GDP	K	PO	A	E	Avg
Feb 14	at Kennesaw State	ph	0	0	0	0	0	0	0	1	0	0	0	0	0	0	0	0	0	0	.000
Feb 18	at Clemson	ph	1	0	1	0	0	0	0	0	0	0	0	0	0	0	0	0	0	0	1.000
Feb 19	at Clemson-1	ph	1	0	0	0	0	0	0	0	0	0	0	0	0	0	0	0	0	0	.500
Feb 20	vs Florida State-1	ph	1	0	0	0	0	0	0	0	0	0	0	0	0	0	0	1	0	0	.333
Mar 14	at NC State	ph	1	0	0	0	0	0	0	0	0	0	0	0	0	0	0	0	0	0	.250
Mar 17	RADFORD-1	ph	1	0	0	0	0	0	0	0	0	0	0	0	0	0	0	0	0	0	.200
Mar 17	RADFORD-2	*dh	2	0	0	0	0	0	0	0	0	0	1	0	0	0	0	0	0	0	.143
Mar 21	PITT	ph	1	0	0	0	0	0	0	0	0	0	0	0	0	0	0	1	0	0	.125
Mar 27	at Louisville-2	ph/dh	2	0	0	0	0	0	0	0	0	0	0	0	0	0	0	0	0	0	.100
Mar 20	at Virginia	ph	1	0	0	0	0	0	0	0	0	0	0	0	0	0	0	1	0	0	.091
Apr 07	LONGWOOD-2	ph	0	0	0	0	0	0	0	1	0	0	0	0	0	0	0	0	0	0	.091
Totals			11gs	11	0	1	0	0	0	2	0	0	1	0	0	0	0	3	0	0	.091





MADDY FEDERICO

Freshman | 5-6
OF | R/R

Manchester HS
Midlothian, Va.

Major: Human Nutrition, Foods and
Exercise

20

AT THE PLATE

- Has appeared in 15 games, with 14 as a pinch runner and one as a pinch hitter.
- In her first career at-bat, earned a walk versus Longwood (4/7).
- Scored at No. 12/14 Duke (4/2) as a pinch runner.
- Has scored a run four games in a row.
- Crossed home at Virginia (3/30).
- Scored two times as a pinch runner in the Louisville (3/26-28).
- Came in as a pinch runner and scored against Virginia (3/24).
- Stole a base and scored a run in the NC State series.
- Scored her first career run in Game 3 vs. No. 13/14 Florida State (2/21).
- Four-year letterwinner.
- Coached by Jessica Sullivan at Manchester High School.
- Played travel ball for Starz Gold and was coached by Tom Bunn and will play for the Stars National and was coached by Kyle Marable.
- Manchester student-athlete of the year.
- Second-team all-state.
- Second-team all-conference.
- Led Manchester to the state title game in 2018 and the state semifinals in 2019, while winning two regional championships both years.
- Owned the most stolen bases on the team and batted above .400 each year.
- Led Starz Gold to a second-place finish at JO Cup and Legacy.
- Helped Starz Gold win ASA state three times and a seventh-place finish at USA National.
- Led Starz Gold with the most stolen bases on the team and hit around .400 each season.
- Chose the Hokies over JMU and Longwood.

SEASON/CAREER HIGHS

Hits
Runs 1, 7x, last at No. 12/14 Duke (4/2/21)
RBIs
HRs
Walks 1 vs. Longwood [2] (4/7/21)
Stolen Bases 1 at NC State (3/14/21)
Hitting Streak

GAME-BY-GAME STATS

Date	Opponent	Pos	AB	R	H	RBI	2B	3B	HR	BB	SB	CS	HBP	SAC	SF	GDP	K	PO	A	E	Avg
Feb 20	vs Florida State-1	pr	0	0	0	0	0	0	0	0	0	0	0	0	0	0	0	0	0	0	.000
Feb 21	vs Florida State	pr	0	1	0	0	0	0	0	0	0	0	0	0	0	0	0	0	0	0	.000
Mar 13	at NC State-1	pr	0	0	0	0	0	0	0	0	0	0	0	0	0	0	0	0	0	0	.000
Mar 13	at NC State-2	pr	0	1	0	0	0	0	0	0	0	0	0	0	0	0	0	0	0	0	.000
Mar 14	at NC State	pr	0	0	0	0	0	0	0	0	1	0	0	0	0	0	0	0	0	0	.000
Mar 19	PITT	pr	0	0	0	0	0	0	0	0	0	0	0	0	0	0	0	0	0	0	.000
Mar 20	PITT-1	pr	0	0	0	0	0	0	0	0	0	0	0	0	0	0	0	0	0	0	.000
Mar 24	VIRGINIA	pr	0	1	0	0	0	0	0	0	0	0	0	0	0	0	0	0	0	0	.000
Mar 26	at Louisville	pr	0	1	0	0	0	0	0	0	0	0	0	0	0	0	0	0	0	0	.000
Mar 28	at Louisville	pr	0	1	0	0	0	0	0	0	0	0	0	0	0	0	0	0	0	0	.000
Mar 30	at Virginia	pr	0	1	0	0	0	0	0	0	0	0	0	0	0	0	0	0	0	0	.000
Apr 2	at Duke	pr	0	1	0	0	0	0	0	0	0	0	0	0	0	0	0	0	0	0	.000
Apr 3	at Duke-2	pr	0	0	0	0	0	0	0	1	0	0	0	0	0	0	0	0	0	0	.000
Apr 4	at Duke	pr	0	0	0	0	0	0	0	0	0	0	0	0	0	0	0	0	0	0	.000
Apr 07	LONGWOOD-2	ph/of	1	0	0	0	0	0	1	0	0	0	0	0	0	1	2	0	0	0	.000
Totals		Ogs	1	7	0	0	0	0	1	1	2	0	0	0	0	1	2	0	0	0	.000



KELSEY BROWN

Sophomore | 5-6
OF | L/R

Battlefield HS / JMU
Haymarket, Va.

Major: Finance

21

2020 VaSID Second-Team All-State

AT THE PLATE

- Has appeared in all 31 games, starting 29 in the outfield.
- Recorded a career-high four RBIs and season-high two doubles in Game 2 of the doubleheader against Longwood (4/7).
- Had two multi-hit games at No. 12/14 Duke (4/3), scoring two runs in the first game of the doubleheader and one run in the second.
- Tied her career high for most hits in a game with three, doing so for the fourth time this season, at Virginia (3/30) and had two runs scored and a steal.
- Racked up six hits in the series at Louisville (3/26-28), while scoring four runs and swiped four bases.
- Tied her career high of three hits against Virginia (3/24) and also had an RBI.
- Recorded a hit in every game vs. Pitt to extend her hitting streak to 10 games.
- Went 6 for 12, including a triple, with five runs scored and two RBIs vs. Pitt.
- Had a hit in every game of the NC State series and scored two runs in the second half of the doubleheader (3/13).
- Had a monster day in the Clemson doubleheader, recording five hits, three runs, three stolen bases and had two spectacular catches in left field (2/19).
- Ended 2020 on a career-high 14-game hitting streak.
- Had five multi-steal games in 2020.
- Played in 44 games, earning 13 starts at JMU.
- Owned a team-high 10 stolen bases and owned 23 runs.
- Holds VSHL career stolen bases record with 133.
- Broke VSHL state record or most stolen bases in a season (45) and hits in a single season (61) as a junior.
- Father, Jim, played baseball at George Mason.
- Has one brother, Collin, who plays baseball at Catholic.
- Her uncle, Michael, played baseball for Clemson and then went on to play for the Boston Red Sox and Seattle Mariners.

SEASON HIGHS

Hits 3, 4x, last at Virginia (3/30/21)
Runs 2, 7x, last at No. 12/14 Duke [1] (4/3/21)
RBIs 4 vs. Longwood [2] (4/7/21)
HRs
Walks 2 vs. No. 13/14 Florida State (2/21/21)
Stolen Bases 2, 4x, last at Louisville [1] (3/27/21)
Hitting Streak 11 games (3/12/21 - 3/24/21)
CAREER HIGHS
Hits 3, 7x, last at Virginia (3/30/21)
Runs 3 vs. Campbell (2/8/20)
RBIs 2, 4x, last vs. Pitt [2] (3/20/21)
HRs 1 vs. East Carolina (2/8/20)
Walks 2 vs. No. 13/14 Florida State (2/21/21)
Stolen Bases 2, 10x, last at Louisville [1] (3/27/21)
Hitting Streak 14 games (2/21/20 - 3/11/20)

GAME-BY-GAME STATS

Date	Opponent	Pos	AB	R	H	RBI	2B	3B	HR	BB	SB	CS	HBP	SAC	SF	GDP	K	PO	A	E	Avg
Feb 13	at Kennesaw State-1	pr	0	0	0	0	0	0	0	0	0	0	0	0	0	0	0	0	0	0	.000
Feb 13	at Kennesaw State-2	*of	4	1	0	1	0	0	0	0	0	0	0	0	0	0	0	0	0	0	.000
Feb 14	at Kennesaw State	*of	2	0	1	0	0	0	0	0	0	0	0	0	0	0	0	0	3	0	.167
Feb 18	at Clemson	ph	1	0	0	0	0	0	0	0	0	0	0	0	0	0	0	0	0	0	.000
Feb 19	at Clemson-1	*of	3	1	2	0	0	0	0	0	0	0	0	0	0	0	0	0	0	0	.333
Feb 19	at Clemson	*of	4	2	3	0	0	0	0	0	2	0	0	0	0	0	0	0	0	6	.429
Feb 20	vs Florida State-1	*of	3	0	0	0	0	0	0	0	0	0	0	0	0	0	0	0	2	2	.000
Feb 20	vs Florida State-2	*of/pr	3	1	1	0	0	0	0	0	1	0	0	0	0	0	0	0	3	0	.333
Feb 21	vs Florida State	*of	1	2	0	0	0	0	0	2	1	0	0	0	0	0	0	0	0	1	.333
Mar 12	at NC State	*of	3	1	1	0	0	0	0	1	1	0	0	0	0	0	0	0	1	1	.333
Mar 13	at NC State-1	*of	3	0	1	0	0	0	0	0	0	0	0	0	0	0	0	0	0	0	.333
Mar 13	at NC State-2	*of	4	2	2	0	0	0	0	1	0	0	0	0	0	0	0	0	0	0	.355
Mar 14	at NC State	*of	4	0	1	0	0	0	0	0	1	0	0	0	0	0	0	0	0	0	.343
Mar 17	RADFORD-1	*of	2	2	2	2	1	0	0	0	0	0	0	0	0	0	0	0	0	1	.378
Mar 17	RADFORD-2	*of	4	1	1	0	0	0	0	0	0	0	0	0	0	0	0	0	0	0	.366
Mar 19	PITT	*of	3	2	2	0	0	0	0	0	0	0	0	0	0	0	0	0	0	0	.366
Mar 20	PITT-1	*of	3	1	1	0	0	0	0	0	0	0	0	0	0	0	0	0	0	0	.383
Mar 20	PITT-2	*of	3	1	2	2	0	0	0	1	1	0	0	0	0	0	0	0	0	0	.400
Mar 21	PITT	*of	3	1	1	0	0	1	0	0	0	0	0	0	0	0	0	0	0	0	.396
Mar 24	VIRGINIA	*of	4	0	3	1	0	0	0	0	0	0	0	0	0	0	0	0	1	2	.421
Mar 26	at Louisville	*of	3	1	0	1	0	0	0	1	2	0	0	0	0	0	0	0	1	0	.400
Mar 27	at Louisville-1	*of	3	1	3	0	0	0	0	2	0	0	0	0	0	0	0	0	2	0	.429
Mar 27	at Louisville-2	*of	4	1	1	0	0	0	0	0	0	0	0	0	0	0	0	0	0	0	.418
Mar 28	at Louisville	*of	4	1	2	0	0	0	0	0	0	0	0	0	0	0	0	0	2	0	.423
Mar 30	at Virginia	*of	4	2	3	0	0	0	0	1	0	0	0	0	0	0	0	0	2	0	.440
Apr 2	at Duke	*of	3	0	0	0	0	0	0	0	0	0	0	0	1	0	0	0	1	0	.423
Apr 3	at Duke-1	*of	2	2	1	0	0	0	0	1	0	0	0	0	0	0	0	0	0	0	.432
Apr 3	at Duke-2	*of	4	1	2	0	0	0	0	1	0	0	0	0	0	0	0	0	1	0	.435
Apr 04	at Duke	*of	4	0	1	0	0	0	0	0	0	0	0	0	0	0	0	0	1	0	.427
Apr 07	LONGWOOD-1	*of	3	0	0	0	0	0	0	0	0	0	0	0	0	0	0	0	0	0	.413
Apr 07	LONGWOOD-2	*of	4	1	4	2	0	0	0	0	0	0	0	0	0	0	0	0	2	0	.417
Totals		29gs	96	28	40	12	3	2	0	4	18	0	1	1	1	0	7	34	1	0	





MAIJA LOUKO (MAI-ah LOO-koh)

Freshman | 5-7
IF | R/R

South Lakes HS
Reston, Va.

Major: Business

22

AT THE PLATE

- Has appeared in 14 games, 12 as a pinch runner and two as a pinch hitter.
- Earned a walk against Longwood (4/7).
- Off the bench came in as a pinch runner at No. 12/14 Duke (4/3).
- Came in as a pinch runner and scored a run against Virginia (3/24).
- Stole a base and scored a run as a pinch runner vs. Pitt (3/19).
- Scored her first two runs and had her first stolen base in the NC State series.
- Four-year letterwinner.
- Coached by Carlos Soto at South Lakes High School.
- Played travel ball for Lady Lightning Gold, coached by Ryan Buchanan.
- 2019 All-District Player of the Year.
- Two-time first team all-district and region.
- 2019 Washington Post All-Met first team.
- Played four years at the USA Softball Gold Nationals.
- Led travel team in home runs in 2018 and 2019.

SEASON/CAREER HIGHS

Hits
Runs 1, 4x, last vs. Virginia (3/24/21)
RBIs
HRs
Walks 1 vs. Longwood [2] (4/7/21)
Stolen Bases 1, 2x, last vs. Pitt (3/19/21)
Hitting Streak

GAME-BY-GAME STATS

Date	Opponent	Pos	AB	R	H	RBI	2B	3B	HR	BB	SB	CS	HBP	SAC	SF	GDP	K	PO	A	E	Avg
Feb 18	at Clemson	pr	0	0	0	0	0	0	0	0	0	0	0	0	0	0	0	0	0	0	.000
Feb 20	vs Florida State-1	pr	0	0	0	0	0	0	0	0	0	0	0	0	0	0	0	0	0	0	.000
Feb 21	vs Florida State	pr	0	0	0	0	0	0	0	0	0	0	0	0	0	0	0	0	0	0	.000
Mar 12	at NC State	pr	0	0	0	0	0	0	0	0	0	0	0	0	0	0	0	0	0	0	.000
Mar 13	at NC State-2	pr	0	1	0	0	0	0	0	0	0	0	0	0	0	0	0	0	0	0	.000
Mar 14	at NC State	pr	0	1	0	0	0	0	0	0	0	0	0	0	0	0	0	0	0	0	.000
Mar 17	RADFORD-1	ph	1	0	0	0	0	0	0	0	0	0	0	0	0	0	0	0	0	0	.000
Mar 19	PITT	pr	0	1	0	0	0	0	0	0	0	0	0	0	0	0	0	0	0	0	.000
Mar 21	PITT	pr	0	0	0	0	0	0	0	0	0	0	0	0	0	0	0	0	0	0	.000
Mar 24	VIRGINIA	pr	0	1	0	0	0	0	0	0	0	0	0	0	0	0	0	0	0	0	.000
Mar 28	at Louisville	pr	0	0	0	0	0	0	0	0	0	0	0	0	0	0	0	0	0	0	.000
Mar 30	at Virginia	pr	0	0	0	0	0	0	0	0	0	0	0	0	0	0	0	0	0	0	.000
Apr 3	at Duke-2	pr	0	0	0	0	0	0	0	0	0	0	0	0	0	0	0	0	0	0	.000
Apr 07	LONGWOOD-2	ph	0	0	0	0	0	0	1	0	0	0	0	0	0	0	0	0	0	0	.000
Totals		ogs	1	4	0	0	0	0	1	2	0	0	0	0	0	0	0	0	0	0	.000



MORGAN OVERAITIS (Over-EYE-tis)

Sophomore | 5-4
IF | L/R

Salem HS / Michigan
Canton, Mich.

Major: Public Health

24

AT THE PLATE

- Has appeared in 22 games, starting 13 at second base, two at third base, one as the designated player and one in the outfield.
- Went 1 for 3 at No. 12/14 Duke (4/2).
- Scored a run at Virginia (3/30).
- Tallied two hits and scored a run in the Louisville series (3/26-28).
- Sent a solo bomb to right center and had a sac fly for a total of two RBIs against Virginia (3/24).
- Went 2 for 3 with two doubles in Game 3 vs. Pitt (3/20).
- Hit her first home run as a Hokie and contributed to Tech's school record eight home runs in Game 4 of the NC State series (3/14).
- Had a career-best .277 batting average in 2020 as a sophomore.
- Appeared in 32 games for the Wolverines as a freshman, starting nine as the designated player.
- Four-year letterwinner.
- Four-time All-State first team at Salem High School.
- Named the 2018 Detroit Free Press Softball Player of the Year.
- 2017-18 Salem High School Athlete of the Year.
- Set a Salem school record with 38 career home runs.
- Ended high school career with a .586 batting average and 223 runs batted in.
- Named the No. 18 prospect in FloSoftball's 2018 Hot 100 Rankings.
- Played travel ball for the Beverly Bandits.
- Helped the team to a 2017 PGF national championship and hit .415 at the tournament.
- 2018 PGF Central Region All-American.

SEASON HIGHS

Hits 2, 2x, last vs. Pitt [2] (3/20/21)
Runs 2 at NC State (3/14/21)
RBIs 2 vs. Virginia (3/24/21)
HRs 1, 3x, last vs. Virginia (3/24/21)
Walks 1, 2x, last vs. Pitt (3/19/21)
Stolen Bases
Hitting Streak 4 games (3/14/21 - 3/19/21)

CAREER HIGHS

Hits 3 vs. Florida (2/8/20)
Runs 2, 4x, last at NC State (3/14/21)
RBIs 2, 3x, last vs. Virginia (3/24/21)
HRs 1, 4x, last vs. Virginia (3/24/21)
Walks 1, 12x, last vs. Pitt (3/19/21)
Stolen Bases 1, 5x, last at South Florida (2/8/20)
Hitting Streak 6 games (2/7/20 - 2/14/20)

GAME-BY-GAME STATS

Date	Opponent	Pos	AB	R	H	RBI	2B	3B	HR	BB	SB	CS	HBP	SAC	SF	GDP	K	PO	A	E	Avg
Feb 13	at Kennesaw State-1	pr	0	1	0	0	0	0	0	0	0	0	0	0	0	0	0	0	0	0	.000
Feb 14	at Kennesaw State	ph/2b	1	0	0	0	0	0	0	0	0	0	0	0	0	0	0	0	0	0	.000
Feb 18	at Clemson	ph	1	0	1	0	0	0	0	0	0	0	0	0	0	0	0	0	0	0	.500
Feb 19	at Clemson-1	*dh	3	1	1	1	0	0	0	0	0	0	0	0	0	0	0	0	0	0	.400
Feb 20	vs Florida State-1	*2b	2	0	0	0	0	0	0	0	0	0	0	0	0	0	0	0	0	0	.286
Mar 13	at NC State-2	*2b	0	1	1	0	0	0	0	0	0	0	0	0	0	0	0	0	0	1	.200
Mar 14	at NC State	*2b	4	2	2	1	0	0	1	0	0	0	0	0	0	0	0	0	1	0	.286
Mar 17	RADFORD-1	*2b	3	1	1	0	0	0	0	0	0	0	0	0	0	0	0	0	0	2	.294
Mar 17	RADFORD-2	*2b	2	1	1	0	0	0	1	1	0	0	0	0	0	0	0	0	0	5	.316
Mar 19	PITT	*2b	2	1	1	0	0	0	1	0	0	0	0	0	0	0	0	0	0	0	.333
Mar 20	PITT-1	*of/2b	3	0	0	0	0	0	0	0	0	0	0	0	0	0	0	0	0	1	.292
Mar 20	PITT-2	*2b	3	1	2	0	2	0	0	0	0	0	0	0	0	0	0	0	0	0	.333
Mar 21	PITT	*2b	3	0	1	0	0	0	0	0	0	0	0	0	0	0	0	0	0	1	.333
Mar 24	VIRGINIA	*2b	2	1	1	0	0	0	0	0	0	0	0	0	0	0	0	0	0	0	.344
Mar 26	at Louisville	*2b	2	0	0	0	0	0	1	0	0	0	0	0	0	0	0	0	1	1	.324
Mar 27	at Louisville-1	*2b	2	0	0	1	0	0	0	0	0	0	0	0	1	0	0	0	0	0	.306
Mar 27	at Louisville-2	*2b	3	0	1	0	0	0	0	0	0	0	0	0	0	0	0	0	1	4	.306
Mar 28	at Louisville	*2b	3	1	1	0	0	0	0	0	0	0	0	0	0	0	0	0	0	0	.310
Mar 30	at Virginia	*2b	4	1	1	0	0	0	0	0	0	0	0	0	0	0	0	0	1	1	.283
Apr 2	at Duke	*3b	3	0	1	0	0	0	0	0	0	0	0	0	0	0	0	0	1	0	.286
Apr 04	at Duke	ph/3b	1	0	0	0	0	0	0	0	0	0	0	0	0	0	0	0	1	0	.286
Apr 07	LONGWOOD-1	*3b	2	0	0	0	0	0	0	0	0	0	0	0	0	0	0	0	0	1	.286
Totals		17gs	52	11	14	7	3	0	3	3	0	0	0	0	2	0	6	17	13	2	.269





ADDY GREENE

Freshman | 5-9
IF | L/R

Nansemond-Suffolk Academy
Suffolk, Va.

Major: Human Nutrition, Foods and
Exercise

26

AT THE PLATE

- Has appeared in 26 games, starting 18 at second base and six at shortstop.
- Had a hit in both games vs. Longwood (4/7), including a two-run single to left, scored a run and had a walk and a HBP.
- Recorded two hits, an RBI and a run at No. 12/14 Duke (4/3).
- Posted a career-high three hits at Virginia (3/30), with one of those being a double, while owning an RBI and a run.
- Tallied a hit and scored a run in all three games she played in at Louisville (3/27-28), with two of those hits being doubles.
- Started all three games at Kennesaw State at second base (2/13 - 2/14) recording two hits, including a two-run home run in the first game of the season (2/13).
- Five-year letterwinner.
- Coached by Brittany Thornburg at Nansemond-Suffolk Academy.
- Played travel ball for Orion Hunter Elite and was coached by Larry Murphy.
- Four-time TCIS all-conference pick.
- Two-time first-team VISAA selection.
- Second-team all-Tidewater.
- Suffolk News-Herald Player of the Week.
- Led the Lady Saints a conference title in 2018 and a state title in 2019.
- Has led her travel ball team to over 80 tournament championships, including a national title.
- Top 250 player according to Extra Innings.

SEASON/CAREER HIGHS

Hits 3 at Virginia (3/30/21)
Runs 1, 11x, last vs. Longwood [2] (4/7/21)
RBIs 2, 3x, last vs. Longwood [2] (4/7/21)
HRs 1 at Kennesaw State [1] (2/13/21)
Walks 1, 3x, last vs. Longwood [2] (4/7/21)
Stolen Bases 1, 3x, last at No. 12/14 Duke [1] (4/3/21)
Hitting Streak 5 games (4/3/21 - 4/7/21)

GAME-BY-GAME STATS

Date	Opponent	Pos	AB	R	H	RBI	2B	3B	HR	BB	SB	CS	HBP	SAC	SF	GDP	K	PO	A	E	Avg
Feb 13	at Kennesaw State-1	*2b	3	1	1	2	0	0	0	1	0	0	0	0	0	0	0	3	0	0	.333
Feb 13	at Kennesaw State-2	*2b	3	0	1	0	0	0	0	0	0	0	0	0	0	0	2	2	1	0	.333
Feb 14	at Kennesaw State	*2b	2	0	0	0	0	0	0	0	0	0	0	0	0	0	0	1	1	0	.250
Feb 18	at Clemson	*2b	2	0	0	0	0	0	0	0	0	0	0	0	0	0	0	1	1	0	.200
Feb 19	at Clemson-1	*2b	2	0	1	1	1	0	0	0	0	0	0	0	0	0	0	1	2	6	.250
Feb 19	at Clemson	*2b	3	0	0	0	0	0	0	0	0	0	0	0	0	0	0	2	5	1	.200
Feb 20	vs Florida State-1	*2b	1	0	0	0	0	0	0	0	0	0	0	0	0	0	0	1	0	0	.188
Feb 20	vs Florida State-2	*2b/pr	2	1	1	1	0	0	0	0	0	0	0	0	0	0	0	0	1	0	.222
Feb 21	vs Florida State	*2b	2	0	0	0	0	0	0	0	0	0	0	0	0	0	0	1	0	0	.200
Mar 12	at NC State	*2b	3	0	1	1	0	0	0	1	0	0	0	0	0	0	0	0	2	0	.217
Mar 13	at NC State-1	*2b	2	0	0	0	0	0	0	0	0	0	0	0	0	0	0	1	0	0	.200
Mar 13	at NC State-2	*2b	1	1	1	2	1	0	0	0	0	0	0	0	0	0	0	0	2	0	.231
Mar 17	RADFORD-1	*ss	1	1	1	0	1	0	0	1	0	0	0	0	0	0	0	0	1	1	.259
Mar 17	RADFORD-2	*ss	2	0	0	0	0	0	1	0	0	0	0	0	0	0	0	1	0	0	.277
Mar 20	PITT-1	*2b	2	0	0	0	0	0	0	0	0	0	0	0	0	0	0	1	3	0	.228
Mar 21	PITT	*pr/2b	0	0	0	0	0	0	0	0	1	0	0	0	0	0	0	0	0	0	.000
Mar 27	at Louisville-1	*ss	2	1	1	0	1	0	0	0	0	0	0	0	0	0	0	1	0	0	.242
Mar 27	at Louisville-2	*ss	3	1	1	0	1	0	0	0	0	0	0	0	0	0	0	0	2	1	.250
Mar 28	at Louisville	*ss	4	1	1	0	0	0	0	0	0	0	0	0	0	0	0	1	2	0	.250
Mar 30	at Virginia	*ss/pr	4	1	3	1	1	0	0	0	0	0	0	0	0	0	0	1	2	1	.295
Apr 2	at Duke	*2b	3	1	0	0	0	0	0	0	0	0	0	0	0	0	0	1	1	0	.277
Apr 3	at Duke-1	*2b	3	1	2	1	0	0	0	1	0	0	0	0	0	0	0	0	2	0	.300
Apr 3	at Duke-2	*2b	3	0	1	0	0	0	0	0	0	0	0	0	0	0	0	0	2	4	.302
Apr 04	at Duke	*2b	2	0	1	0	0	0	0	0	0	0	0	0	0	0	0	2	1	0	.309
Apr 07	LONGWOOD-1	*2b	2	0	1	0	0	0	0	0	0	0	0	0	0	0	0	1	1	0	.316
Apr 07	LONGWOOD-2	*2b	2	1	1	2	0	0	1	0	0	0	0	0	0	0	0	1	2	0	.322
Totals			24gs	59	11	19	11	7	0	1	3	3	1	0	0	0	0	11	26	35	.262



REBECCA LUDOWIG (LUD-wig)

Freshman | 5-10
IF | R/R

Rock Ridge HS
Ashburn, Va.

Major: University Studies

27

AT THE PLATE

- Has appeared in five games as a pinch runner, scoring a run her first four games.
- Came in as a pinch runner versus Longwood (4/7).
- Stole her first base of the year in Game 2 vs. Radford (3/17).
- Had a stolen base and two runs at the Spring Break Classic.
- Stole her first career base and scored a run against North Carolina A&T (2/22/20).
- Scored a run in an extra-inning win over No. 21/23 Northwestern
- Scored a run versus in both Campbell (2/8) and East Carolina (2/8/20) games.
- Four-year letterwinner.
- Coached by Christine Keyser at Rock Ridge High School.
- Played travel ball for the Loudoun Storm 18U.
- Three-time all-conference.
- Two-time all-region.
- Also played basketball at Rock Ridge.
- RISE award winner for character.
- Four-time honor roll.
- Chose the Hokies over Lafayette College (Pa.).

SEASON HIGHS

Hits
Runs 1, 4x, last vs. Pitt [1] (3/20/21)
RBIs
HRs
Walks
Stolen Bases 1 vs. Radford [2] (3/17/21)
Hitting Streak

CAREER HIGHS

Hits
Runs 1, 14x, last vs. Pitt [1] (3/20/21)
RBIs
HRs
Walks
Stolen Bases 1, 3x, last vs. Radford [2] (3/17/21)
Hitting Streak

GAME-BY-GAME STATS

Date	Opponent	Pos	AB	R	H	RBI	2B	3B	HR	BB	SB	CS	HBP	SAC	SF	GDP	K	PO	A	E	Avg	
Feb 18	at Clemson	pr	0	1	0	0	0	0	0	0	0	0	0	0	0	0	0	0	0	0	.000	
Feb 19	at Clemson-1	pr	0	1	0	0	0	0	0	0	0	0	0	0	0	0	0	0	0	0	.000	
Mar 17	RADFORD-2	pr	0	1	0	0	0	0	0	0	1	0	0	0	0	0	0	0	0	0	.000	
Mar 20	PITT-1	pr	0	1	0	0	0	0	0	0	0	0	0	0	0	0	0	0	0	0	.000	
Apr 07	LONGWOOD-1	pr	0	0	0	0	0	0	0	0	0	0	0	0	0	0	0	0	0	0	.000	
Totals			0gs	4	0	0	0	0	0	0	1	0	0	0	0	0	0	0	0	0	0	.000





GRACE CHAVEZ (SHAW-vez)

Sophomore | 5-9
C | R/R

West Career & Technical Academy
Las Vegas, Nev.

Major: Multimedia Journalism

28

AT THE PLATE

- Has appeared in 25 games, starting 19 as the designated player.
- Roped a two-run double to right center versus Longwood (4/7).
- Had an RBI single at No. 12/14 Duke (4/2).
- Laid down a textbook sac bunt to earn an RBI at Louisville (3/27).
- Hit a solo shot to straightaway center and tallied sac fly for a total of two RBIs versus Virginia (2/24).
- Hit a walkoff bomb in Game 2 vs. Radford to end the game after five innings (3/17).
- Smashed a homer in every game of the series vs. No. 13/14 Florida State (2/20-2/21).
- Tied her career high in RBIs with three in Game 2 vs. No. 13/14 Florida State after a three-run home run (2/20).
- Hit a double in her only start of the season at designated player in the second leg of the doubleheader at Kennesaw State (2/13).
- Played in 33 games in 2019, drawing 20 starts as the designated player.
- Racked up three hits and four RBIs in the Binghamton (3/19) doubleheader, including a three-run home run to right center as well as an RBI single for her first multi-hit game.
- Notched a two-run homer in at NC State (3/16).

SEASON HIGHS

Hits 1, 11x, last vs. Longwood [2] (4/7/21)
Runs 1, 6x, last vs. Virginia (3/24/21)
RBIs 3 vs. No. 13/14 Florida State [2] (2/20/21)
HRs 1, 6x, last vs. Virginia (3/24/21)
Walks 1, 4x, last at No. 12/14 Duke (4/4/21)
Stolen Bases
Hitting Streak 6 games (2/18/21 - 2/21/21)

CAREER HIGHS

Hits 2, 7x, last at George Washington (3/10/20)
Runs 2, 2x, last at George Washington (3/10/20)
RBIs 3, 3x, last vs. No. 13/14 Florida State [2] (2/20/21)
HRs 2 at George Washington (3/10/20)
Walks 2, 2x, last vs. No. 21/23 Northwestern (2/22/20)
Stolen Bases
Hitting Streak 11 games (3/16/19 - 4/6/19)

GAME-BY-GAME STATS

Date	Opponent	Pos	AB	R	H	RBI	2B	3B	HR	BB	SB	CS	HBP	SAC	SF	GDP	K	PO	A	E	Avg	
Feb 13	at Kennesaw State-2	*dh	4	0	1	0	1	0	0	0	0	0	0	0	0	0	0	0	0	0	0	.250
Feb 16	at Clemson	*dh	2	0	1	0	0	0	0	0	0	0	0	0	0	0	0	0	0	0	0	.333
Feb 19	at Clemson	*dh	4	1	1	1	0	0	1	0	0	0	0	0	0	0	1	0	0	0	0	.300
Feb 20	vs Florida State-1	*dh	3	1	1	1	0	0	1	0	0	0	0	0	0	0	1	0	0	0	0	.308
Feb 20	vs Florida State-2	*dh	3	1	1	3	0	0	1	0	0	0	0	0	0	0	2	0	0	0	0	.312
Feb 21	vs Florida State	*dh	3	1	1	1	0	0	1	0	0	0	0	0	0	0	0	0	0	0	0	.316
Mar 12	at NC State	*dh	2	0	0	0	0	0	0	1	0	0	0	0	0	0	0	0	0	0	0	.286
Mar 13	at NC State-1	*dh	3	0	0	0	0	0	0	0	0	0	0	0	0	0	1	0	0	0	0	.250
Mar 13	at NC State-2	ph	0	0	0	1	0	0	0	0	0	0	0	0	0	1	0	0	0	0	0	.250
Mar 14	at NC State	*dh	2	0	0	0	0	0	0	0	0	0	0	0	0	0	0	1	0	0	0	.251
Mar 17	RADFORD-1	*dh	3	0	0	0	0	0	0	0	0	0	0	0	0	0	0	0	0	0	0	.207
Mar 17	RADFORD-2	ph	1	1	1	1	0	0	1	0	0	0	0	0	0	0	0	0	0	0	0	.233
Mar 19	PITT	*dh	3	0	0	1	0	0	0	0	0	0	0	0	0	0	0	0	0	0	0	.212
Mar 20	PITT-2	*dh	2	0	0	1	0	0	0	0	0	0	0	0	0	0	1	0	0	0	0	.200
Mar 21	PITT	*dh	1	0	0	0	0	0	0	1	0	0	0	0	0	0	1	0	0	0	0	.194
Mar 24	VIRGINIA	*dh	3	1	1	2	0	0	1	0	0	0	0	0	0	1	1	0	0	0	0	.265
Mar 26	at Louisville	*dh	1	0	0	0	0	0	0	1	0	0	0	0	0	0	0	0	0	0	0	.190
Mar 27	at Louisville-1	*dh	2	0	0	1	0	0	0	0	0	0	0	0	0	1	0	0	0	0	0	.182
Mar 27	at Louisville-2	*dh	1	0	0	0	0	0	0	0	0	0	0	0	0	0	0	0	0	0	0	.178
Mar 30	at Virginia	ph	1	0	0	1	0	0	0	0	0	0	0	0	0	0	0	0	0	0	0	.174
Apr 2	at Duke	ph	1	0	1	0	0	0	0	0	0	0	0	0	0	0	0	0	0	0	0	.191
Apr 3	at Duke-1	ph	1	0	1	0	0	0	0	0	0	0	0	0	0	0	0	0	0	0	0	.208
Apr 3	at Duke-2	*dh	2	0	0	0	0	0	0	0	0	0	0	0	0	0	2	0	0	0	0	.200
Apr 04	at Duke	*dh	0	0	0	0	0	0	1	0	0	0	0	0	0	0	0	0	0	0	0	.200
Apr 07	LONGWOOD-2	*dh	4	0	1	2	1	0	0	0	0	0	0	0	0	0	0	0	0	0	0	.204
Totals		19gs	54	6	11	17	2	0	6	4	0	0	0	0	1	3	2	13	0	0	0	.204



KAYLEIGH ADDINGTON

Junior | 5-7
C | R/R

Rockbridge HS
Lexington, Va.

Major: Meteorology

31

2017-18 ACC Academic Honor Roll

AT THE PLATE

- Has appeared in four games this season.
- Got her first career hit, crushing a two-run homer to left center field in Game 1 vs. Radford (3/17).
- Appeared as a pinch hitter against North Carolina A&T (2/22/20).
- Played in three games in 2019.
- Had a plate appearance versus Virginia (4/13/19).
- Came in as a pinch hitter versus Binghamton (3/19/19).
- Pinched hit against Radford (2/27/19), blooming one behind third base but the shortstop dove and made the catch.
- Appeared in two games in 2018.
- Drew a walk vs. Florida A&M (2/9/19).
- Registered an at-bat vs. Hampton (5/2/19).

SEASON HIGHS

Hits 1 vs. Radford [1] (3/17/21)
Runs 1 vs. Radford [1] (3/17/21)
RBIs 2 vs. Radford [1] (3/17/21)
HRs 1 vs. Radford [1] (3/17/21)
Walks 1 vs. Longwood [2] (4/7/21)
Stolen Bases
Hitting Streak

CAREER HIGHS

Hits 1 vs. Radford [1] (3/17/21)
Runs 1 vs. Radford [1] (3/17/21)
RBIs 2 vs. Radford [1] (3/17/21)
HRs 1 vs. Radford [1] (3/17/21)
Walks 1, 2x, last 1 vs. Longwood [2] (4/7/21)
Stolen Bases
Hitting Streak

GAME-BY-GAME STATS

Date	Opponent	Pos	AB	R	H	RBI	2B	3B	HR	BB	SB	CS	HBP	SAC	SF	GDP	K	PO	A	E	Avg	
Feb 18	at Clemson	c	1	0	0	0	0	0	0	0	0	0	0	0	0	0	0	0	0	1	0	.000
Mar 17	RADFORD-1	c	1	1	1	2	0	0	1	0	0	0	0	0	0	0	0	0	0	1	0	.500
Mar 19	PITT	c	0	0	0	0	0	0	0	0	0	0	0	0	0	0	0	0	0	2	0	.500
Apr 07	LONGWOOD-2	c	1	0	0	0	0	0	0	1	0	0	0	0	0	0	0	0	0	1	0	.333
Totals		Ugs	3	1	1	2	0	0	1	0	0	0	0	0	0	0	0	1	5	0	0	.333





KAYLEE HEWITT

Freshman | 6-2
P | R/R

Riverdale HS
Murfreesboro, Tenn.

Major: Human Development

33

2020 VaSID Rookie of the Year

IN THE CIRCLE

- Has appeared in one game this season.
- Pitched one inning in relief in Game 1 at Clemson (2/18).
- Threw her first career no-hitter against North Carolina A&T (2/22)
- Allowed one earned run and had two strikeouts against No. 21/23 Northwestern (2/16).
- Picked up her first win over a ranked opponent against No. 14/13 Minnesota (2/15) with one run allowed and five Ks.
- Posted a career-high eight strikeouts and allowed three runs versus Campbell (2/8) in six innings of work.
- In her first start, held Iowa (2/7) to one run and struck out three batters while allowing only three hits in five innings.
- Two-year letterwinner.
- Coached by Christy Bingham at Riverdale High School.
- Played travel ball for Gametime Stars U18U Gold.
- All-state.
- All-District.
- Best Newcomer of the Year.
- Player of the Week honors.
- All-County Team.
- Was a part of being ranked in the top 10 on FloSoftball with the Gametime Stars 18U Gold squad.
- Under Armour Player of the Year contender.
- Chose the Hokies over Oregon, Oklahoma State and Pitt.

SEASON HIGHS

Innings	1.0 at Clemson (2/18/21)
Strikeouts	
Hits (Low) (Min. 1 IP)	1 at Clemson (2/18/21)
Runs (Low) (Min. 1 IP)	2 at Clemson (2/18/21)
Earned Runs (Low) (Min. 1 IP)	2 at Clemson (2/18/21)
Walks (Low) (Min. 1 IP)	3 at Clemson (2/18/21)
Number of Pitches (High)	

CAREER HIGHS

Innings	6.0, 2x, last vs. No. 14/13 Minnesota (2/15/20)
Strikeouts	8 vs. Campbell (2/8/20)
Hits (Low) (Min. 5 IP)	0 vs. North Carolina A&T (2/22/20)
Runs (Low) (Min. 5 IP)	0 vs. North Carolina A&T (2/22/20)
Earned Runs (Low) (Min. 5 IP)	0 vs. North Carolina A&T (2/22/20)
Walks (Low) (Min. 5 IP)	1 vs. North Carolina A&T (2/22/20)
Number of Pitches (High)	97 vs. No. 14/13 Minnesota (2/15/20)

GAME-BY-GAME STATS

Date	Opponent	GS	IP	H	R	ER	BB	SO	2B	3B	HR	WP	BK	HBP	IBB	Score	W-L	Sv	ERA	NP
Feb 18	at Clemson	0	1.0	1	2	2	3	0	1	0	0	0	0	0	0	1-8	0-0	0	14.00	5
Totals		0	1.0	1	2	2	3	0	1	0	0	0	0	0	0	1-8	0-0	0	14.00	5



IVY ROSENBERY

Freshman | 5-8
P | R/R

James Wood HS
Winchester, Va.

Major: Public Relations

34

IN THE CIRCLE

- Has appeared in eight games, starting seven in the circle.
- Started versus Longwood (4/7) and pitched 3.0 innings, striking out two and allowing her first walk of the year, while giving up three hits and two runs.
- Came in for relief at No. 12/14 Duke (4/3) and picked up the win, her first in an ACC game, pitching 3.0 innings, striking out one and allowing no runs and just two hits.
- Pitched 4.0 innings and allowed nine hits, four runs and struck out three versus Pitt (3/20).
- Got her third win of the season with a complete game in Game 1 vs. Radford, allowing just one run and striking out a career-high four batters (3/17).
- Had a stellar debut in the second game of the Kennesaw State doubleheader (2/13) throwing a complete game shutout and allowing just three hits while doing so for the first win of her career.
- Four-year letterwinner.
- Coached by Todd Baker at James Wood High School and by Mandee Madden at Millbrook High School.
- Played travel ball for Tri State Thunder and was coached by Missy Cutchall.
- Class 4 NW district player of the year and first-team pitcher.
- Region 4C player of the year and first-team pitcher.
- First-team all-state pitcher.
- Winchester Start player of the year.
- James Wood softball MVP.
- Class 4 NW district all-academic award.
- Broke numerous school records, including most wins in the circle, strikeouts in a season and single game, and most walks earned, while tying the most no-hitters and batting average in a season, just to name a few.
- Was a two-time captain for the Tri State Thunder, leading them to a top-100 ranking on FloSoftball and Extra Inning.

SEASON/CAREER HIGHS

Innings	7.0 at Kennesaw State [2] (2/13/21)
Strikeouts	4 vs. Radford [1] (3/17/21)
Hits (Low) (Min. 5 IP)	3, 2x, last at Clemson [1] (2/19/21)
Runs (Low) (Min. 5 IP)	0, 2x, last at Clemson [1] (2/19/21)
Earned Runs (Low) (Min. 5 IP)	0, 2x, last at Clemson [1] (2/19/21)
Walks (Low) (Min. 5 IP)	0, 3x, last vs. Radford [1] (3/17/21)
Number of Pitches (High)	94 at Kennesaw State [2] (2/13/21)

GAME-BY-GAME STATS

Date	Opponent	GS	IP	H	R	ER	BB	SO	2B	3B	HR	WP	BK	HBP	IBB	Score	W-L	Sv	ERA	NP
Feb 13	at Kennesaw State-2	7	7.0	3	0	0	0	2	1	0	0	0	0	0	0	6-0	1-0	0	0.00	94
Feb 19	at Clemson-1	5	5.0	3	0	0	0	2	1	0	0	0	0	0	0	9-0	2-0	0	0.00	58
Feb 20	vs Florida State-1	3	3.0	6	7	4	0	3	1	0	0	0	0	0	0	1-7	2-1	0	1.87	49
Mar 13	at NC State-1	4	4.0	5	4	4	0	2	2	1	1	0	0	1	0	0-9	3-2	0	2.95	51
Mar 17	RADFORD-1	5	5.0	5	1	1	0	4	1	0	0	0	0	0	1	11-1	3-2	0	2.62	82
Mar 20	PITT-1	4	4.0	9	4	4	0	3	0	0	0	0	0	0	0	3-5	3-3	0	3.25	74
Apr 3	at Duke-2	3	3.0	2	0	0	0	1	0	0	0	0	0	0	0	4-2	4-3	0	2.94	38
Apr 07	LONGWOOD-2	3	3.0	3	2	2	1	2	0	0	0	1	0	0	0	11-6	5-3	0	3.09	44
Totals		7	34.0	36	18	15	1	19	6	1	2	0	0	2	0	45-29	5-3	0	3.09	-





EMMA RITTER

Freshman | 5-9
OF | R/R

John Carroll HS
Perryville, Md.

Major: Human Development

90

AT THE PLATE


- Has appeared in 29 games, starting 22 in the outfield.
- Scored two runs and was hit by a pitch vs. Longwood (4/7).
- Hit a game-winning, two-run home run in the eighth inning at No. 12/14 Duke (4/3).
- Hit an RBI double to right field, scored a run, was hit by a pitch and stole a base at Virginia (3/30).
- Scored a career-high two runs after drawing a career-high two walks in Game 4 at NC State (3/14).
- Had her second multi-hit game of her career in Game 2 vs. No. 13/14 Florida State, registering two singles and scoring a run (2/20).
- Four-year letterwinner.
- Coached by Sherry Hudson at John Carroll High School.
- Played travel ball for Rock Gold Wave and was coached by Rick Wave.
- Four-time all-conference, all-region and all-Metro picks.
- Two-time Varsity Sports Network player of the year.
- Led John Carroll to a state championship her freshman year and would later bring them back to the title game (junior year).
- Known as a speedster, led the team in stolen bases.
- Led her travel ball team, Rock Gold Wave, to winning USA Gold Nationals in 2018 and followed it up with a fourth-place finish at the JO Cup in 2019.
- Chose the Hokies over Kentucky and USF.

SEASON/CAREER HIGHS

Hits 2, 7x, last at No. 12/14 Duke [2] (4/3/21)
Runs 2, 3x, last vs. Longwood [2] (4/7/21)
RBIs 2, 2x, last at No. 12/14 Duke [2] (4/3/21)
HRs 1, 2x, last at No. 12/14 Duke [2] (4/3/21)
Walks 2 at NC State (3/14/21)
Stolen Bases 2, 2x, last vs. Pitt [2] (3/20/21)
Hitting Streak 3 games (3/27/21 - 3/30/21)

GAME-BY-GAME STATS

Date	Opponent	Pos	AB	R	H	RBI	2B	3B	HR	BB	SB	CS	HBP	SAC	SF	GDP	K	PO	A	E	Avg
Feb 13	at Kennesaw State-1	*of	4	1	2	2	0	0	1	0	0	0	0	0	0	0	0	2	0	0	.500
Feb 13	at Kennesaw State-2	*of	2	1	0	0	0	0	1	2	0	1	0	0	0	1	0	2	0	0	.333
Feb 14	at Kennesaw State	*of	3	0	1	1	0	0	0	0	0	0	0	0	0	0	0	2	0	0	.333
Feb 18	at Clemson	*of	2	0	0	0	0	0	0	0	0	0	0	0	0	0	2	1	0	0	.273
Feb 19	at Clemson	pr	0	0	0	0	0	0	0	0	0	0	0	0	0	0	0	0	0	0	.273
Feb 20	vs Florida State-1	of	2	0	0	0	0	0	0	0	0	0	0	0	0	0	0	0	0	0	.250
Feb 20	vs Florida State-2	*of	2	1	2	0	0	0	0	1	0	0	0	0	0	0	0	2	0	0	.357
Feb 21	vs Florida State	*of	2	0	0	0	0	0	0	0	0	0	0	0	0	0	1	1	0	0	.312
Mar 12	at NC State	*of	2	1	0	0	0	0	1	1	0	0	0	0	0	0	0	1	0	0	.278
Mar 13	at NC State-1	*of	1	2	2	0	0	0	0	0	0	0	0	0	0	0	0	0	0	0	.263
Mar 13	at NC State-2	pr/of	2	0	0	0	0	0	0	0	0	0	0	0	0	0	0	1	0	0	.238
Mar 14	at NC State	of	0	2	0	0	0	0	2	1	0	0	0	0	0	0	0	0	0	0	.238
Mar 17	RADFORD-2	of	3	0	1	0	0	0	0	0	0	0	0	0	0	0	0	0	0	0	.250
Mar 19	PITT	pr/of	2	1	1	1	0	0	0	1	0	0	0	0	0	0	0	1	0	0	.269
Mar 20	PITT-1	of	1	0	0	0	0	0	0	0	0	0	0	0	0	0	0	1	0	0	.259
Mar 20	PITT-2	*of	3	1	2	0	0	0	0	2	0	0	0	0	0	0	0	0	0	0	.300
Mar 21	PITT	*of	3	1	0	0	0	0	0	1	0	0	0	0	0	0	0	0	0	0	.273
Mar 24	VIRGINIA	*of	2	2	2	0	0	0	0	1	0	0	0	0	0	0	0	0	0	0	.333
Mar 26	at Louisville	*of	2	1	2	0	0	0	0	1	0	0	0	0	0	0	0	0	0	0	.342
Mar 27	at Louisville-1	*of	3	0	0	0	0	0	0	1	0	0	0	0	0	0	0	0	0	0	.317
Mar 27	at Louisville-2	*of	3	0	1	0	0	0	0	0	0	0	0	0	0	0	0	0	0	0	.318
Mar 29	at Louisville	*of	3	1	2	0	0	0	0	1	0	0	0	0	0	0	0	0	0	0	.340
Mar 30	at Virginia	*of	3	1	1	1	1	0	0	1	0	1	0	0	0	0	0	0	0	0	.340
Apr 2	at Duke	*of	2	0	0	1	0	0	0	0	0	0	0	0	0	1	0	0	2	0	.327
Apr 3	at Duke-1	*of	3	0	0	0	0	0	0	0	0	0	0	0	0	0	1	1	0	0	.309
Apr 3	at Duke-2	*of	2	1	2	0	0	0	1	1	0	0	0	0	0	0	0	0	0	0	.333
Apr 04	at Duke	of	3	0	1	0	0	0	0	0	0	0	0	0	0	0	0	0	0	1	.333
Apr 07	LONGWOOD-1	*of	3	0	0	0	0	0	0	0	0	0	0	0	0	0	0	0	0	0	.317
Apr 07	LONGWOOD-2	*of	3	2	0	0	0	0	0	0	0	1	0	0	0	0	0	1	0	0	.343
Totals		22gs	66	17	20	9	2	0	2	5	13	1	4	0	1	1	4	22	1	1	.303



CAMERON FAGAN (Faye-gin)

Freshman | 5-8
IF | L/R

Dunnellon HS
Dunnellon, Fla.

Major: Human Nutrition, Foods and Exercise

97

AT THE PLATE

- Has started 17 games at shortstop this season.
- Has recorded a hit in 15 of 17 games, including eight multi-hit games.
- Went 7 for 13 in the series vs. Pitt scoring four games and knocking in two while stealing four bases.
- Hit her second home run of the season and contributed to the Hokies' school record eight home runs in Game 4 at NC State (3/14).
- Launched her first career home run in Game 3 vs. No. 13/14 Florida State and had three RBIs in the game (2/21).
- Started all three games at shortstop in the Kennesaw State series, recording a hit in every game.
- Leads the team in batting average at .455 and hits with five.
- Four-year letterwinner.
- Coached by Dennis Jenkins at Dunnellon High School.
- Played travel ball for Gainesville Gold.
- All-state and all-region selections.
- Led the state of Florida (FHSAA) 6A in batting average and runs scored, while being second in steals.
- A 2019 All-USA preseason team selection.
- Chose the Hokies over Missouri and Liberty.
- Father, Kevin, played college football at Miami (Fla.) and would go on to become a fourth-round pick by the 49ers, with winning two Super Bowls and being named all-pro.
- Her three sisters all went on to play Power Five softball.
- Kasey was the national Gatorade player of the year and two-time Florida Gatorade player of the year.
- Kasey played college softball at Arkansas.
- Sami, who currently works on Virginia Tech's softball staff, was also the Florida Gatorade player of the year.
- Sami played at Missouri, becoming an All-American, and would go on to play professionally in the U.S. (NPF Rookie of the Year) and in Japan.
- Haley played college softball at Arkansas, leading the Razorbacks to two Women's College World Series appearances.
- Her brother Cole played college football at Air Force and led the team in rushing in 2018.

SEASON/CAREER HIGHS

Hits 2, 8x, last vs. Pitt (3/21/21)
Runs 2, 2x, last vs. Pitt (3/19/21)
RBIs 3 vs. No. 13/14 Florida State (2/21/21)
HRs 1, 2x, last at NC State (3/14/21)
Walks 1, 3x, last at NC State [2] (3/13/21)
Stolen Bases 2, 2x, last vs. Pitt [2] (3/20/21)
Hitting Streak 7 games (3/13/21 - 3/21/21)

GAME-BY-GAME STATS

Date	Opponent	Pos	AB	R	H	RBI	2B	3B	HR	BB	SB	CS	HBP	SAC	SF	GDP	K	PO	A	E	Avg
Feb 13	at Kennesaw State-1	*ss	4	1	1	0	0	0	0	1	1	0	0	0	0	0	0	0	0	0	.250
Feb 13	at Kennesaw State-2	*ss	3	2	2	1	0	0	0	1	0	0	0	0	0	0	0	0	0	0	.429
Feb 14	at Kennesaw State	*ss	4	0	2	1	0	0	0	1	0	0	0	0	0	0	0	0	3	1	.455
Feb 18	at Clemson	*ss	4	0	1	0	0	0	0	0	0	0	0	0	0	0	0	0	0	0	.400
Feb 19	at Clemson-1	*ss	2	1	1	0	0	0	0	1	0	0	0	0	0	0	0	0	0	0	.412
Feb 19	at Clemson	*ss	4	1	2	2	0	0	0	0	0	0	0	0	0	0	0	0	2	2	.429
Feb 20	vs Florida State-1	*ss	3	0	0	0	0	0	0	0	0	0	0	0	0	0	0	0	0	0	.375
Feb 20	vs Florida State-2	*ss	4	0	1	0	0	0	0	0	0	0	0	0	0	0	0	0	0	0	.357
Feb 21	vs Florida State	*ss	3	1	2	3	0	0	0	1	0	0	0	0	0	0	0	0	2	0	.387
Mar 12	at NC State	*ss	4	1	0	0	0	0	0	0	0	0	0	0	0	0	0	0	0	0	.343
Mar 13	at NC State-1	*ss	3	0	2	0	0	0	0	0	0	0	0	0	0	0	0	0	0	0	.375
Mar 13	at NC State-2	*ss	2	1	1	0	0	0	0	0	1	0	0	0	0	0	0	0	0	0	.375
Mar 14	at NC State	*ss	4	1	1	1	0	0	1	0	0	0	0	0	0	0	0	0	1	1	.364
Mar 19	PITT	*ss	3	2	2	0	0	0	0	2	0	0	0	0	0	0	0	0	0	0	.383
Mar 20	PITT-1	*ss	3	1	2	1	0	0	0	0	0	0	0	0	0	0	0	1	3	4	.400
Mar 20	PITT-2	*ss	4	1	1	0	0	0	0	2	0	0	0	0	0	0	0	0	0	1	.388
Mar 21	PITT	*ss	3	0	2	2	0	0	0	0	0	0	0	0	0	0	0	0	0	0	.404
Totals		17gs	57	13	23	11	1	0	2	3	7	3	0	1	0	0	5	17	22	1	.404



NCAA STATS

Statistic	Player	National Rank	Conference Rank	Value	National Leader	Value	Conference Leader	Value
Batting Average (150 ranked)	Kelsey Brown	89	4	0.417	Jocelyn Alo, Oklahoma	0.566	Abby Sweet, Notre Dame	0.484
Doubles (18 ranked)					4 players tied	14	Abby Sweet, Notre Dame	12
Doubles Per Game (150 ranked)	Jayne Bailey	150	4	0.29	Tommi Stowers, Monmouth	0.62	Abby Sweet, Notre Dame	0.40
Earned Run Average (150 ranked)	Keely Rochard	25	2	1.05	Morgan Newport, Northwestern Sydney Senerchia, Saint Peter's	0.00	Shelby Walters, Duke	0.94
Hit Batters (14 ranked)					4 players tied	1	Taylor Roby, Louisville	1
Hit by Pitch per Game (150 ranked)					Maddy Vermejan, Southern Ill.	0.72	Josie Muffley, Florida St.	0.43
Hits (138 ranked)	Kelsey Brown Jayme Bailey	37 121	3 9	40 33	Ciara Bryan, Louisiana Kayla Kowalik, Kentucky	55 55	Abby Sweet, Notre Dame	46
Hits Allowed Per Seven Innings (150 ranked)	Keely Rochard	16	1	3.26	Shannon Saile, Oklahoma	1.85	Keely Rochard, Virginia Tech	3.26
Home Runs (49 ranked)					Jocelyn Alo, Oklahoma	22	Miranda Farricker, NC State	12
Home Runs Per Game (149 ranked)	Kelsey Bennett	123	6	0.26	Jocelyn Alo, Oklahoma	0.79	Miranda Farricker, NC State	0.43
On Base Percentage (148 ranked)					Jocelyn Alo, Oklahoma	0.653	Abby Sweet, Notre Dame	0.542
RBI's (29 ranked)	Jayne Bailey	27	1	34	Jocelyn Alo, Oklahoma	58	Jayne Bailey, Virginia Tech	34
Runs Batted In Per Game (150 ranked)	Jayne Bailey	56	2	1.10	Jocelyn Alo, Oklahoma	2.07	Logan Morris, NC State	1.18
Runs per Game (150 ranked)	Kelsey Brown	125	5	0.90	Jayda Coleman, Oklahoma	1.54	Breanna Roper, Georgia Tech	1.00
Sacrifice Bunts per game (147 ranked)					Anja Solveig Kane, Saint Peter's Katie Sciglimpaglia, Saint Peter's	0.50 0.50	Katie Marino, Notre Dame	0.27
Sacrifice Flies (69 ranked)	Jayne Bailey Grace Chavez	8 20	1 2	4 3	Sammy Dees, Bowling Green	6	Jayne Bailey, Virginia Tech	4
Saves (28 ranked)					Ellie DuBois, Southeastern La.	5	Jennifer Leonhardt, Louisville Valerie Cagle, Clemson	4 4
Shutouts (20 ranked)	Keely Rochard	1	1	10	Keely Rochard, Virginia Tech	10	Keely Rochard, Virginia Tech	10
Slugging Percentage (300 ranked)	Kelsey Bennett Jayme Bailey	180 191	13 14	0.663 0.656	Jocelyn Alo, Oklahoma	1.513	Miranda Farricker, NC State	0.957
Stolen Bases (91 ranked)	Kelsey Brown Emma Ritter	24 62	4 7	18 13	Jenna Wildeman, Central Ark.	32	E.C. Taylor, Pittsburgh	24
Stolen Bases Per Game (150 ranked)	Kelsey Brown Emma Ritter	42 101	5 7	0.58 0.45	Kristin Hallam, Hofstra	1.17	E.C. Taylor, Pittsburgh	0.77
Strikeout-to-Walk Ratio (150 ranked)	Ivy Rosenberry Keely Rochard	1 48	1 5	19.00 5.32	Ivy Rosenberry, Virginia Tech	19.00	Ivy Rosenberry, Virginia Tech	19.00
Strikeouts (150 ranked)	Keely Rochard	1	1	197	Keely Rochard, Virginia Tech	197	Keely Rochard, Virginia Tech	197
Strikeouts Per Seven Innings (150 ranked)	Keely Rochard	27	1	10.4	Rachel Garcia, UCLA	14.3	Keely Rochard, Virginia Tech	10.4
Total Bases (149 ranked)	Jayne Bailey Kelsey Bennett	67 123	4 9	63 57	Jocelyn Alo, Oklahoma	115	Abby Sweet, Notre Dame	79
Toughest to Strike Out (148 ranked)	Emma Ritter	123	4	16.5	10 players tied	0.0	Emme Martinez, Boston College	23.0
Triples (25 ranked)	Jayne Bailey	25	3	3	Sydney Chambley, Georgia Kayla Kowalik, Kentucky	6 6	McKenzie Clark, Clemson	5
Triples Per Game (139 ranked)	Jayne Bailey	111	6	0.10	Kaitlyn Cunningham, Fla. Atlantic Destini England, Campbell Emma Osmundson, South Dakota St.	0.20 0.20 0.20	McKenzie Clark, Clemson	0.17
Victories (44 ranked)	Keely Rochard	1	1	19	Keely Rochard, Virginia Tech	19	Keely Rochard, Virginia Tech	19
Walks Allowed Per Seven Innings (150 ranked)	Ivy Rosenberry	1	1	0.21	Ivy Rosenberry, Virginia Tech	0.21	Ivy Rosenberry, Virginia Tech	0.21
Walks Per Game (150 ranked)					Renee Trotman, Detroit Mercy	1.75	Angie Rizzi, NC State	0.79

Statistic	National Rank	Conference Rank	Value	National Leader	Value	Conference Leader	Value
Batting Average (281 ranked)	36	1	0.307	Oklahoma	0.457	Virginia Tech	0.307
Double Plays per Game (279 ranked)	44	4	0.42	McNeese	0.73	Florida St.	0.63
Doubles (280 ranked)	24	2	46	Troy	68	Duke	55
Doubles per Game (280 ranked)	52	2	1.48	UCLA	2.40	Duke	1.67
Earned Run Average (281 ranked)	17	2	1.66	Michigan	0.87	Clemson	1.41
Fielding Percentage (281 ranked)	69	5	0.967	Arizona	0.986	Florida St.	0.979
Hit Batters (280 ranked)	141	5	15	Hartford	1	Louisville	6
Home Runs per game (279 ranked)	35	4	1.16	Oklahoma	3.25	NC State	1.68
On Base Percentage (281 ranked)	65	4	0.374	Oklahoma	0.533	NC State	0.410
Scoring (281 ranked)	44	2	5.74	Oklahoma	12.07	NC State	5.82
Shutouts (178 ranked)	3	1	13	Oklahoma Oklahoma St.	14 14	Virginia Tech	13
Slugging Percentage (281 ranked)	28	2	0.515	Oklahoma	0.894	NC State	0.548
Stolen Bases per Game (281 ranked)	42	5	1.68	Hofstra	3.61	Florida St.	2.10
Strikeout-to-Walk Ratio (281 ranked)	7	2	4.64	Michigan	7.41	Duke	4.64
Triple Plays (1 ranked)				7 teams tied	1	Georgia Tech	1
Triples per Game (262 ranked)	56	4	0.26	South Dakota St.	0.70	Duke	0.33
WL Percentage (278 ranked)	28	3	0.806	Oklahoma	1.000	Clemson	0.867
Walks (30 ranked)				Southern Ill.	167	NC State	116



LAST FOUR BOX SCORES



@HokiesSoftball
Longwood at #15 Virginia Tech (Game 2)
 Apr 07, 2021 at Blacksburg, Va. (Tech Softball Park)



Longwood 6 (15-18)

Player	ab	r	h	rbi	bb	so	po	a	lob
BASDIKIS, M. lf	4	1	0	0	0	1	1	0	0
JACOBSEN, S. c	4	1	1	1	0	1	4	0	0
WAYLAND, A. 3b	3	0	0	1	0	0	2	0	0
BLAIR, M. 1b	3	0	0	0	0	4	0	0	0
CARR, K. ss	2	2	1	0	1	0	1	1	1
POWELL, L. rf	2	0	0	0	1	0	3	0	0
TAYLOR, L. cf	3	1	3	3	0	2	0	0	0
PARK, K. dh	3	0	0	0	1	0	0	2	0
MARTINEZ, D. 2b	3	1	1	0	0	1	1	0	0
WOOD, A. p	0	0	0	0	0	0	1	0	0
SHERBA, A. p	0	0	0	0	0	0	0	0	0
Totals	27	6	6	5	2	3	18	5	3

Virginia Tech 11 (25-6)

Player	ab	r	h	rbi	bb	so	po	a	lob
Kelsey Brown lf	4	1	2	4	0	0	2	0	1
Maddie Rountree ph	0	0	0	0	1	0	0	0	0
Darby Trull cf	1	1	0	0	1	0	0	1	0
Maddy Federico ph/cf	1	0	0	0	1	1	2	0	2
Mackenzie Lawter c	1	1	0	0	1	0	3	0	1
Kayleigh Addington c	1	0	0	0	1	0	1	0	2
Jayne Bailey 1b	4	1	1	0	0	10	1	0	0
Alexa Milius 3b	2	2	1	0	0	0	4	0	0
Maija Louko ph	0	0	0	0	1	0	0	0	0
Grace Chavez dh	4	0	1	2	0	0	0	0	0
Kelsey Bennett ss	3	2	1	1	0	0	4	2	0
Emma Ritter rf	3	2	0	0	0	0	1	0	0
Addy Greene 2b	2	1	2	1	1	2	0	0	0
Ivy Rosenberg p	0	0	0	0	0	0	0	0	0
Mackenzie Osborne p	0	0	0	0	0	0	1	0	0
Molly Jacobson p	0	0	0	0	0	0	0	0	0
Totals	26	11	7	10	8	2	21	13	8

Score by Innings

	1	2	3	4	5	6	7	R	H	E
Longwood	0	1	1	1	2	1	0	6	6	1
Virginia Tech	8	3	0	0	0	0	X	11	7	2

E - SHERBA, A.; A. Milius 2. DP - Hokies 1. LOB - Lancers 3; Hokies 8. 2B - TAYLOR, L.; K. Brown 2; G. Chavez; K. Bennett. HR - JACOBSEN, S.; TAYLOR, L. HBP - A. Milius; E. Ritter; A. Greene. SF - WAYLAND, A.. SB - CARR, K.; MARTINEZ, D.; D. Trull.

Longwood

ip	h	r	er	bb	so	ab	bf
WOOD, A.	0.2	4	8	7	2	0	6
SHERBA, A.	5.1	3	3	3	6	20	27

Virginia Tech

ip	h	r	er	bb	so	ab	bf
Ivy Rosenberg	3.0	3	2	2	1	2	11
Mackenzie Osborne	3.0	3	4	2	1	1	13
Molly Jacobson	1.0	0	0	0	0	0	3

Win - Rosenberg (5-3). Loss - WOOD, A. (1-2). Save - None.
 WP - SHERBA, A. 2. HBP - by WOOD, A. (A. Milius); by WOOD, A. (A. Milius); by SHERBA, A. (E. Ritter).

Umpires - HP: Jon Chambers 1B: Luke Glusko 3B: Eddie Hall
 Start: 6:02 PM Time: 2:07 Attendance: 300
 Weather: 75F, Clear, W: Calm



@HokiesSoftball
Longwood at #15 Virginia Tech (Game 1)
 Apr 07, 2021 at Blacksburg, Va. (Tech Softball Park)



Longwood 0 (15-17)

Player	ab	r	h	rbi	bb	so	po	a	lob
BASDIKIS, M. 3b	2	0	0	0	0	2	1	0	0
PARK, K. ph	1	0	0	0	1	0	0	0	0
JACOBSEN, S. 1b	3	0	0	0	2	5	0	0	0
WAYLAND, A. c	3	0	0	0	0	0	0	0	0
BLAIR, M. dh	3	0	0	0	1	0	0	0	0
TAYLOR, L. cf	2	0	0	0	1	6	0	0	0
CARR, K. ss	2	0	1	0	0	2	1	0	0
POWELL, L. lf	2	0	1	0	1	1	0	1	0
DeVIVI, K. rf	2	0	0	0	1	1	0	0	0
MARTINEZ, D. 2b	2	0	0	0	1	1	1	0	0
BACKSTROM, S p	0	0	0	0	0	1	1	0	0
Totals	22	0	2	0	0	10	18	3	1

Virginia Tech 2 (24-6)

Player	ab	r	h	rbi	bb	so	po	a	lob
Kelsey Brown lf	3	0	0	0	0	0	1	0	0
Darby Trull cf	3	0	0	0	0	0	0	0	0
Jayne Bailey 1b	3	1	1	1	0	0	4	0	1
Cana Davis dh	3	0	0	0	0	0	0	0	0
Emma Ritter rf	3	0	0	0	0	0	0	0	0
Alexa Milius c	2	1	2	1	0	0	1	1	0
Rebecca Ludowig pr	0	0	0	0	0	0	0	0	0
Kelsey Bennett ss	2	0	1	0	0	0	1	1	0
Morgan Overaitis 3b	2	0	0	0	0	1	2	2	0
Addy Greene 2b	2	0	1	0	0	0	1	1	0
Keely Rochard p	0	0	0	0	0	0	2	1	0
Totals	23	2	5	2	0	0	21	6	3

Score by Innings

	1	2	3	4	5	6	7	R	H	E
Longwood	0	0	0	0	0	0	0	0	2	0
Virginia Tech	1	0	0	1	0	0	X	2	5	0

LOB - Lancers 1; Hokies 3. 2B - A. Milius(2). HR - J. Bailey(5); A. Milius(3). SB - K. Brown(18). CS - POWELL, L.(3).

Longwood

ip	h	r	er	bb	so	ab	bf
BACKSTROM, S	6.0	5	2	2	0	0	23

Virginia Tech

ip	h	r	er	bb	so	ab	bf
Keely Rochard	7.0	2	0	0	0	10	22

Win - K. Rochard (19-3). Loss - BACKSTROM, S (11-9). Save - None.

Umpires - HP: Eddie Hall 1B: Jon Chambers 3B: Luke Glusko
 Start: 4:02 PM Time: 1:24 Attendance:
 Weather: 74*, sunny; W 3 mph CF



@HokiesSoftball
#19 Virginia Tech at #12 Duke
 Apr 04, 2021 at Unknown (Duke SB Stadium)



Virginia Tech 1 (23-6,16-6)

Player	ab	r	h	rbi	bb	so	po	a	lob
Kelsey Brown lf	4	0	1	0	0	0	1	0	0
Mackenzie Lawter c	4	1	2	1	0	1	6	2	0
Jayne Bailey 1b	4	0	0	0	0	7	1	2	0
Kelsey Bennett ss	3	0	0	0	0	1	2	1	0
Darby Trull cf	3	0	0	0	0	1	0	0	0
Emma Ritter rf	3	0	1	0	0	0	1	0	0
Cana Davis dh	3	0	2	0	0	0	0	0	0
Addy Greene 2b	2	0	1	0	0	2	1	0	0
Grace Chavez ph	0	0	0	0	1	0	0	0	0
Alexa Milius 3b	2	0	1	0	0	0	3	3	0
Maddy Federico pr	0	0	0	0	0	0	0	0	0
Morgan Overaitis ph/3b	1	0	0	0	1	0	0	2	0
Keely Rochard p	0	0	0	0	0	0	2	0	0
Totals	29	1	8	1	1	2	18	12	8

Duke 3 (27-6,16-5)

Player	ab	r	h	rbi	bb	so	po	a	lob
D. Davis dh	3	0	1	2	0	0	0	0	0
J. Kavel lf	3	0	1	0	0	0	0	0	0
G. Tapia ss	3	0	0	0	0	0	3	6	0
C. Jacobsen rf	2	1	0	0	1	1	1	0	0
R. Crabtree 1b	2	0	0	0	0	1	11	0	1
K. Torres c	0	0	0	0	2	0	3	0	0
K. Lange pr	0	1	0	0	0	0	0	0	0
K. Jackson 3b	2	0	0	0	0	0	2	0	0
K. Foreman 2b	2	1	1	0	0	1	0	1	0
K. Morris dh/cf	1	0	0	0	1	3	0	0	0
S. Bolan ph	1	0	0	0	0	1	0	0	0
S. Walters p	0	0	0	0	0	0	0	1	0
P. St George p	0	0	0	0	0	0	0	0	0
Totals	19	3	3	2	3	5	21	10	1

Score by Innings

	1	2	3	4	5	6	7	R	H	E
Virginia Tech	0	0	0	1	0	0	0	1	8	0
Duke	0	1	0	2	0	X	3	3	0	0

LOB - VT 8; Duke 1. 2B - M. Lawter(3); J. Kavel(11). HR - M. Lawter(1). SB - C. Jacobsen(3); K. Lange(2); K. Foreman(10).

Virginia Tech

ip	h	r	er	bb	so	ab	bf
Keely Rochard	6.0	3	3	3	3	5	19

Duke

ip	h	r	er	bb	so	ab	bf
S. Walters	5.2	8	1	1	1	0	25
P. St George	1.1	0	0	0	0	2	4

Win - S. Walters (11-2). Loss - K. Rochard (18-3). Save - P. St George (1).
 WP - K. Rochard(7).

Umpires - HP: Bill Gomoluch 1B: Randall McLamb 3B: Donald Pernel
 Start: 3:02pm Time: 1:51 Attendance:



@HokiesSoftball
#19 Virginia Tech at #12 Duke (Game 2)
 Apr 3, 2021 at Durham, N.C. (Duke SB Stadium)



Virginia Tech 4 (23-5,16-5)

Player	ab	r	h	rbi	bb	so	po	a	lob
Kelsey Brown lf	4	1	2	0	0	1	0	0	0
Darby Trull cf	3	1	1	0	0	1	0	0	0
Jayne Bailey 1b	3	1	1	0	1	12	0	0	0
Grace Chavez dh	2	0							

SEASON STATS



@HokiesSoftball
Overall Statistics for Virginia Tech (as of Apr 07, 2021)
(All games Sorted by Batting avg)



Record: 25-6 Home: 8-1 Away: 15-4 Neutral: 2-1 ACC: 16-6

Player	avg	gp-gs	ab	r	h	2b	3b	hr	rbi	tb	slg%	bb	hp	so	gdp	ob%	sf	sh	sb-att	po	a	e	fld%	
21 Kelsey Brown	.417	31-29	96	28	40	3	2	0	12	47	.490	4	1	7	0	.441	1	1	18-18	34	1	0	1.000	
97 Cameron Fagan	.404	17-17	57	13	23	1	0	2	11	30	.526	3	0	5	0	.433	0	1	7-10	17	22	1	.975	
2 Jayme Bailey	.344	31-31	96	21	33	9	3	5	34	63	.656	6	3	8	0	.385	4	0	2-2	121	4	2	.984	
26 Addy Greene	.322	26-24	59	11	19	7	0	1	11	29	.492	3	1	11	0	.365	0	0	3-3	26	39	7	.903	
90 Emma Ritter	.303	29-22	66	17	20	2	0	2	9	28	.424	5	4	4	1	.382	1	0	13-14	22	1	1	.958	
18 Mackenzie Lawter	.297	23-21	37	13	11	3	0	1	5	17	.459	15	1	6	0	.509	0	1	0-0	153	8	1	.994	
12 Alexa Milius	.289	24-17	45	10	13	2	0	3	8	24	.533	7	1	6	1	.396	0	0	0-0	97	18	3	.975	
11 Cana Davis	.288	21-14	52	5	15	3	0	3	9	27	.519	2	0	11	1	.315	0	0	0-0	1	0	0	1.000	
8 Kelsey Bennett	.279	31-31	86	14	24	5	2	8	21	57	.663	10	3	9	0	.370	1	0	0-0	22	36	4	.935	
4 Darby Trull	.275	30-29	80	11	22	5	1	0	13	29	.363	8	0	6	0	.337	1	0	5-5	24	5	2	.935	
24 Morgan Overaitis	.269	22-17	52	11	14	3	0	3	7	26	.500	3	0	6	0	.298	2	0	0-0	17	13	2	.938	
28 Grace Chavez	.204	25-19	54	6	11	2	0	6	17	31	.574	4	0	13	2	.246	3	1	0-0	0	0	0	.000	
16 Meredith Slaw	.190	11-7	21	2	4	1	0	1	9	8	.381	4	1	2	0	.346	0	0	0-0	47	1	0	1.000	
19 Maddie Rountree	.091	11-1	11	0	1	0	0	0	0	1	.091	2	1	3	0	.286	0	0	0-0	0	0	0	.000	

31 Kayleigh Addington	.333	4-0	3	1	1	0	0	1	2	4	1.333	1	0	1	0	.500	0	0	0-0	5	0	0	1.000	
20 Maddy Federico	.000	15-0	1	7	0	0	0	0	0	0	.000	1	0	1	0	.500	0	0	1-3	2	0	0	1.000	
22 Maija Louko	.000	14-0	1	4	0	0	0	0	0	0	.000	1	0	0	0	.500	0	0	2-2	0	0	0	.000	
10 Mackenzie Osborne	.000	10-3	0	0	0	0	0	0	0	0	.000	0	0	0	0	.000	0	0	0-0	0	6	0	1.000	
15 Emma Yates	.000	1-0	0	0	0	0	0	0	0	0	.000	0	0	0	0	.000	0	0	0-0	0	0	0	.000	
17 Molly Jacobson	.000	1-0	0	0	0	0	0	0	0	0	.000	0	0	0	0	.000	0	0	0-0	0	0	0	.000	
33 Kaylee Hewitt	.000	1-0	0	0	0	0	0	0	0	0	.000	0	0	0	0	.000	0	0	0-0	0	0	0	.000	
27 Rebecca Ludwig	.000	5-0	0	4	0	0	0	0	0	0	.000	0	0	0	0	.000	0	0	1-1	0	0	0	.000	
34 Ivy Rosenberry	.000	8-7	0	0	0	0	0	0	0	0	.000	0	0	0	0	.000	0	0	0-0	0	11	3	.786	
3 Keely Rochard	.000	22-21	0	0	0	0	0	0	0	0	.000	0	0	0	0	.000	0	0	0-0	5	12	0	1.000	
Totals	.307	31	817	178	251	46	8	36	168	421	.515	79	16	99	5	.374	13	4	52-58	593	177	26	.967	
Opponents	.171	31	702	59	120	16	2	14	51	182	.259	50	15	232	7	.240	4	5	28-33	575	201	30	.963	

LOB - Team (176), Opp (125). DPs turned - Team (13), Opp (9). CI - Team (1), M. Lawter 1.

(All games Sorted by Earned run avg)

Player	era	w-l	app	gs	cg	sho	sv	ip	h	r	er	bb	so	2b	3b	hr	b/avg	wp	hp	bk	sfa	sha
17 Molly Jacobson	0.00	0-0	1	0	0	0/0	0	1.0	0	0	0	0	0	0	0	0	.000	0	0	0	0	0
3 Keely Rochard	1.05	19-3	22	21	18	10/1	0	133.0	62	26	20	37	197	7	1	7	.137	7	12	0	2	3
10 Mackenzie Osborne	2.44	1-0	10	3	1	0/1	0	28.2	21	13	10	9	16	2	0	5	.202	1	1	0	1	2
34 Ivy Rosenberry	3.09	5-3	8	7	3	2/0	0	34.0	36	18	15	1	19	6	1	2	.259	0	2	0	1	0
33 Kaylee Hewitt	14.00	0-0	1	0	0	0/0	0	1.0	1	2	2	3	0	1	0	0	.250	0	0	0	0	0
Totals	1.66	25-6	31	31	22	13/1	0	197.2	120	59	47	50	232	16	2	14	.171	8	15	0	4	5
Opponents	5.70	6-25	31	31	10	1/0	1	191.2	251	178	156	79	99	46	8	36	.307	14	16	0	13	4

PB - Team (4), M. Lawter 2, A. Milius 2, Opp (5). SBA/ATT - K. Rochard (21-24), M. Lawter (17-20), A. Milius (9-11), M. Osborne (3-5), Rosenberry (3-3), K. Addington (2-2), K. Hewitt (1-1).

Player	c	po	a	e	fld%	dp	sba	csb	sba%	pb	ci
16 Meredith Slaw	48	47	1	0	1.000	5	0	0	---	0	0
21 Kelsey Brown	35	34	1	0	1.000	0	0	0	---	0	0
3 Keely Rochard	17	5	12	0	1.000	1	21	3	.875	0	0
10 Mackenzie Osborne	6	0	6	0	1.000	0	3	2	.600	0	0
31 Kayleigh Addington	5	5	0	0	1.000	1	2	0	1.000	0	0
20 Maddy Federico	2	2	0	0	1.000	0	0	0	---	0	0
11 Cana Davis	1	1	0	0	1.000	0	0	0	---	0	0
18 Mackenzie Lawter	162	153	8	1	.994	2	17	3	.850	2	1
2 Jayme Bailey	127	121	4	2	.984	8	0	0	---	0	0
97 Cameron Fagan	40	17	22	1	.975	3	0	0	---	0	0
12 Alexa Milius	118	97	18	3	.975	0	9	2	.818	2	0
90 Emma Ritter	24	22	1	1	.958	0	0	0	---	0	0
24 Morgan Overaitis	32	17	13	2	.938	2	0	0	---	0	0
8 Kelsey Bennett	62	22	36	4	.935	5	0	0	---	0	0
4 Darby Trull	31	24	5	2	.935	0	0	0	---	0	0
26 Addy Greene	72	26	39	7	.903	7	0	0	---	0	0
34 Ivy Rosenberry	14	0	11	3	.786	0	3	0	1.000	0	0
28 Grace Chavez	0	0	0	0	.000	0	0	0	---	0	0
27 Rebecca Ludwig	0	0	0	0	.000	0	0	0	---	0	0
15 Emma Yates	0	0	0	0	.000	0	0	0	---	0	0
19 Maddie Rountree	0	0	0	0	.000	0	0	0	---	0	0
33 Kaylee Hewitt	0	0	0	0	.000	0	1	0	1.000	0	0
17 Molly Jacobson	0	0	0	0	.000	0	0	0	---	0	0
22 Maija Louko	0	0	0	0	.000	0	0	0	---	0	0
Totals	796	593	177	26	.967	13	28	5	.848	4	1
Opponents	806	575	201	30	.963	9	52	6	.897	5	0



CONFERENCE STATS



@HokiesSoftball
 Conference statistics for Virginia Tech (as of Apr 04, 2021)
(ACC games only Sorted by Batting avg)



Record: 16-6 Home: 3-1 Away: 11-4 Neutral: 2-1 ACC: 16-6

Player	avg	gp-gs	ab	r	h	2b	3b	hr	rbi	tb	slg%	bb	hp	so	gdp	ob%	sf	sh	sb-att	po	a	e	fld%
21 Kelsey Brown	.406	22-21	69	21	28	0	2	0	4	32	.464	4	1	6	0	.440	1	1	16-16	24	0	0	1.000
97 Cameron Fagan	.391	14-14	46	10	18	1	0	2	9	25	.543	2	0	5	0	.417	0	1	5-7	13	16	1	.967
2 Jayme Bailey	.328	22-22	67	14	22	8	0	3	20	39	.582	3	2	7	0	.355	4	0	1-1	90	2	1	.989
4 Darby Trull	.317	22-22	60	7	19	3	1	0	11	24	.400	6	0	2	0	.373	1	0	3-3	17	4	1	.955
11 Cana Davis	.313	14-9	32	4	10	1	0	2	7	17	.531	2	0	7	1	.353	0	0	0-0	0	0	0	.000
18 Mackenzie Lawter	.310	17-15	29	6	9	2	0	1	3	14	.483	6	0	6	0	.429	0	1	0-0	107	7	1	.991
90 Emma Ritter	.310	21-14	42	10	13	0	0	1	5	16	.381	4	1	4	0	.375	1	0	9-10	15	1	1	.941
24 Morgan Overaitis	.289	15-12	38	6	11	3	0	1	4	17	.447	2	0	6	0	.317	1	0	0-0	8	8	0	1.000
26 Addy Greene	.275	18-16	40	7	11	5	0	0	6	16	.400	0	0	6	0	.275	0	0	3-3	15	30	4	.918
12 Alexa Milius	.242	17-12	33	3	8	1	0	1	6	12	.364	6	0	6	1	.359	0	0	0-0	77	10	1	.989
8 Kelsey Bennett	.241	22-22	58	9	14	2	1	6	13	36	.621	8	3	7	0	.357	1	0	0-0	19	18	2	.949
16 Meredith Slaw	.231	8-4	13	1	3	1	0	1	8	7	.538	0	1	2	0	.286	0	0	0-0	25	1	0	1.000
28 Grace Chavez	.184	19-15	38	4	7	0	0	4	11	19	.500	4	0	12	1	.250	2	1	0-0	0	0	0	.000

19 Maddie Rountree	.143	6-0	7	0	1	0	0	0	0	1	.143	0	0	2	0	.143	0	0	0-0	0	0	0	.000
31 Kayleigh Addington	.000	2-0	1	0	0	0	0	0	0	0	.000	0	0	1	0	.000	0	0	0-0	3	0	0	1.000
22 Maija Louko	.000	10-0	0	3	0	0	0	0	0	0	.000	0	0	0	0	.000	0	0	2-2	0	0	0	.000
27 Rebecca Ludowig	.000	3-0	0	3	0	0	0	0	0	0	.000	0	0	0	0	.000	0	0	0-0	0	0	0	.000
3 Keely Rocharad	.000	17-16	0	0	0	0	0	0	0	0	.000	0	0	0	0	.000	0	0	0-0	3	11	0	1.000
33 Kaylee Hewitt	.000	1-0	0	0	0	0	0	0	0	0	.000	0	0	0	0	.000	0	0	0-0	0	0	0	.000
10 Mackenzie Osborne	.000	7-2	0	0	0	0	0	0	0	0	.000	0	0	0	0	.000	0	0	0-0	0	5	0	1.000
34 Ivy Rosenberry	.000	5-4	0	0	0	0	0	0	0	0	.000	0	0	0	0	.000	0	0	0-0	0	6	2	.750
20 Maddy Federico	.000	12-0	0	5	0	0	0	0	0	0	.000	0	0	0	0	.000	0	0	1-3	0	0	0	.000
Totals	.304	22	573	113	174	27	4	22	107	275	.480	47	8	79	3	.358	11	4	40-45	416	119	14	.975
Opponents	.183	22	492	50	90	12	2	11	43	139	.283	40	12	170	4	.260	3	5	21-24	411	148	18	.969

LOB - Team (119), Opp (87). DPs turned - Team (8), Opp (7). CI - Team (1), M. Lawter 1.

(ACC games only Sorted by Earned run avg)

Player	era	w-l	app	gs	cg	sho	sv	ip	h	r	er	bb	so	2b	3b	hr	b/avg	wp	hp	bk	sfa	sha
3 Keely Rocharad	1.34	14-3	17	16	14	6/1	0	99.0	50	25	19	32	149	6	1	7	.148	6	11	0	2	3
10 Mackenzie Osborne	2.49	0-0	7	2	0	0/1	0	19.2	14	8	7	5	10	1	0	3	.203	1	0	0	0	2
34 Ivy Rosenberry	4.42	2-3	5	4	1	1/0	0	19.0	25	15	12	0	11	4	1	1	.305	0	1	0	1	0
33 Kaylee Hewitt	14.00	0-0	1	0	0	0/0	0	1.0	1	2	2	3	0	1	0	0	.250	0	0	0	0	0
Totals	2.02	16-6	22	22	15	8/1	0	138.2	90	50	40	40	170	12	2	11	.183	7	12	0	3	5
Opponents	5.01	6-16	22	22	9	1/0	1	137.0	174	113	98	47	79	27	4	22	.304	7	8	0	11	4

PB - Team (3), A. Milius 2, M. Lawter 1, Opp (4). SBA/ATT - K. Rocharad (17-18), M. Lawter (13-15), A. Milius (8-9), M. Osborne (1-3), Rosenberry (2-2), K. Hewitt (1-1).

Player	c	po	a	e	fld%	dp	sba	csb	sba%	pb	ci
16 Meredith Slaw	26	25	1	0	1.000	5	0	0	---	0	0
21 Kelsey Brown	24	24	0	0	1.000	0	0	0	---	0	0
24 Morgan Overaitis	16	8	8	0	1.000	0	0	0	---	0	0
3 Keely Rocharad	14	3	11	0	1.000	1	17	1	.944	0	0
10 Mackenzie Osborne	5	0	5	0	1.000	0	1	2	.333	0	0
31 Kayleigh Addington	3	3	0	0	1.000	0	0	0	---	0	0
18 Mackenzie Lawter	115	107	7	1	.991	1	13	2	.867	1	1
2 Jayme Bailey	93	90	2	1	.989	3	0	0	---	0	0
12 Alexa Milius	88	77	10	1	.989	0	8	1	.889	2	0
97 Cameron Fagan	30	13	16	1	.967	3	0	0	---	0	0
4 Darby Trull	22	17	4	1	.955	0	0	0	---	0	0
8 Kelsey Bennett	39	19	18	2	.949	2	0	0	---	0	0
90 Emma Ritter	17	15	1	1	.941	0	0	0	---	0	0
26 Addy Greene	49	15	30	4	.918	6	0	0	---	0	0
34 Ivy Rosenberry	8	0	6	2	.750	0	2	0	1.000	0	0
27 Rebecca Ludowig	0	0	0	0	.000	0	0	0	---	0	0
28 Grace Chavez	0	0	0	0	.000	0	0	0	---	0	0
11 Cana Davis	0	0	0	0	.000	0	0	0	---	0	0
22 Maija Louko	0	0	0	0	.000	0	0	0	---	0	0
20 Maddy Federico	0	0	0	0	.000	0	0	0	---	0	0
33 Kaylee Hewitt	0	0	0	0	.000	0	1	0	1.000	0	0
19 Maddie Rountree	0	0	0	0	.000	0	0	0	---	0	0
Totals	549	416	119	14	.975	8	21	3	.875	3	1
Opponents	577	411	148	18	.969	7	40	5	.889	4	0





2
Jayme BAILEY
U | 5-5 | So.
Scott Depot, W.Va.
JAY-me




3
Keely ROCHARD
P | 5-8 | Jr.
Williamsburg, Va.
KEY-lee row-SHARD



4
Darby TRULL
OF | 5-3 | Jr.
Fort Mill, S.C.



5
Jenna PEARSON
U | 5-8 | Fr.
North Stafford, Va.



7
Keara NAPOLI
P | 5-6 | Jr.
Alpharetta, Ga.
KEER-uh



8
Kelsey BENNETT
IF | 5-5 | So.
Jefferson, Ga.



10
Mackenzie OSBORNE
P | 5-9 | Fr.
Richlands, Va.



11
Cana DAVIS
OF | 5-9 | Jr.
Harrisonburg, Va.
KAY-nuh



12
Alexa MILIUS
C | 5-2 | So.
Thomaston, Conn.
MILL-ee-us



15
Emma YATES
C | 5-6 | Fr.
Fairfax Station, Va.



16
Meredith SLAW
IF | 5-11 | So.
Warsaw, Va.



17
Molly JACOBSON
P | 6-0 | Fr.
Waukee, Iowa



18
Mackenzie LAWTER
C | 5-5 | Jr.
South Boston, Va.



19
Maddie ROUNTREE
IF | 5-11 | Fr.
Smithfield, Va.



20
Maddy FEDERICO
OF | 5-6 | Fr.
Midlothian, Va.



21
Kelsey BROWN
OF | 5-6 | So.
Haymarket, Va.



22
Maija LOUKO
IF | 5-7 | Fr.
Reston, Va.
MAI-ah LOO-koh



24
Morgan OVERAITIS
IF | 5-4 | So.
Canton, Mich.
OH-ver-EYE-tis



26
Addy GREENE
IF | 5-9 | Fr.
Suffolk, Va.



27
Rebecca LUDOWIG
IF | 5-10 | Fr.
Ashburn, Va.
LUD-oh-wig



28
Grace CHAVEZ
C | 5-9 | So.
Las Vegas, Nev.
SHAW-vez



31
Kayleigh ADDINGTON
C | 5-7 | Jr.
Lexington, Va.



33
Kaylee HEWITT
P | 6-2 | Fr.
Murfreesboro, Tenn.



34
Ivy ROSENBERY
P | 5-6 | Fr.
Winchester, Va.



90
Emma RITTER
OF | 5-9 | Fr.
Perryville, Md.



97
Cameron FAGAN
IF | 5-8 | Fr.
Dunnellon, Fla.
Faye-gin




Pete D'AMOUR
Head Coach
Third Season
Duh-More



Doug GILLIS
Assistant Coach
Third Season



Mike LEWIS
Assistant Coach
First Season



Andrew STOVER
Volunteer Assistant
Second Season

