

LONGEST ACTIVE BOWL STREAK - 26 STRAIGHT • LONGEST ACTIVE RIVALRY STREAK - 15 STRAIGHT VS. UVA • 11 CONFERENCE TITLES - 4 ACC TITLES • HOME OF THE #LPD - 876.0 SACKS LEAD FBS SINCE 1996

VIRGINIA TECH (4-2, 1-2 ACC) vs. NORTH CAROLINA (3-3, 2-1 ACC)

OCTOBER 19 • 3:30 PM • BLACKSBURG, VA • LANE STADIUM (65,632) • RSN

GAME 7

Justin Fuente.....	Coach	Mack Brown
Murray State (1999).....	Alma Mater	Florida State (1974)
29-17 (4th Season).....	Record at School	52-42-1 (9th Season)
55-40 (8th Season).....	Overall Record	247-125-1 (31st Season)
3-0.....	Record vs. Opponent	1-0
0-0.....	Record vs. Coach	0-0

SERIES INFO

Games Played	41
Series	Tech leads 23-12-6
Series Began	11/16/1895
Home	5-4
Away	8-3-2
Neutral	10-5-4
Under Fuente	3-0
Last Meeting	Tech won 22-19 at UNC (10/13/18)

HOKIES RETURN TO ACC PLAY VS. UNC

- Virginia Tech hosts a Homecoming contest vs. North Carolina (10/19) as the Hokies seek to extend their winning streak to four games against the Tar Heels.
- The history of the VT-UNC series dates back to 1895, but a 1997 Gator Bowl contest marked the only meeting between the two schools following a 1945 game in Roanoke and Tech's initial ACC game vs. UNC (11/6/04).
- Tech is seeking to construct a three-game victory streak after a 42-35 win at Miami (10/5) and a 34-17 victory vs. Rhode Island (10/12).
- VT's last three-game winning streak came at BC (10/7/17), vs. UNC (10/21/17) and vs. Duke (10/28/17).
- Boasting one of the ACC's youngest lineups, VT isn't anticipated to have any seniors in the starting lineup for Saturday's game with S Reggie Floyd out in the first half.
- UNC is coming off a bye after a 38-22 win at GT (10/5).
- Tech enjoys a bye before traveling to Notre Dame (11/2).

SCORING STATS TO WATCH THIS WEEK

- Tech is 3-0 vs. UNC under head coach Justin Fuente as the Hokies own a 115-29 scoring edge in those contests.
- The Hokies have won 27 straight contests when holding foes to 21 points or fewer dating back to 2015.
- Virginia Tech owns a 25-1 mark under Fuente when leading at halftime.
- Tech owns a 78-4 (.951) mark at Lane Stadium when holding foes to 17 points or less dating back to 2000.
- Tech is 20-3 when scoring 30+ points under Fuente.

TRENDS TO WATCH ON TECH, UNC

- VT's offense ranks second in the ACC on third down, converting 51.2% (43 of 84) tries, trailing only Wake Forest (53.3%). UNC ranks eighth at 36.2% (34 of 94).
- Tech & UNC are tied for second in the ACC with a 95.8 Red Zone scoring percentage. VT owns a 75.0 TD pct. (18 TDs on 24 RZ possessions), while UNC has a 62.5 Red Zone TD pct. (15 TDs on 24 RZ possessions).
- VT is now 23-6 (.793) under Fuente when producing 150+ net rush yards. Tech had 224 rushing yards vs. Rhode Island (10/12). The Hokies are 13-3 under Fuente when producing 200+ net rushing yards.
- RB Deshaun McCleese has 43 carries for 283 yards with two TDs over his past three games, including a pair of 100-yard rushing efforts.

WELCOME TO #SACKSBURG

- The #LPD has already racked up 20.0 sacks through six games in 2019 after registering 24.0 during the entire 2018 campaign. VT has 10.0 sacks the past two games.
- CB Chamari Conner leads the team lead with 4.0 sacks.
- UNC has permitted 20.0 sacks in 2019 (12.0 in three wins and 8.0 in three losses).

QB HENDON HOOKER 2-0 AS STARTING QB

- QB Hendon Hooker has guided Tech to a 2-0 record in his first two collegiate starts. He has completed 26 of 47 passes (55.3%) for 445 yards with six TDs and no INTs (177.0 rating) in those contests.
- Hooker has also ran 31 times for 119 yards with one TD.

A TON OF TALENT ON THE #LPD

- LB Rayshard Ashby leads Tech and ranks fourth in the ACC with 54 tackles (28 solo). His 8.0 TFL in 2019 lead VT and are tied for third in the ACC. He has earned ACC Linebacker of the Week honors twice in 2019 - at Boston College (8/31) & at Miami (10/5).
- Redshirt freshman LB Alan Tisdale enjoyed a coming out party at Miami (10/5) with a career-high nine tackles, 0.5 TFL and a PBU.
- CB Caleb Farley leads the ACC with nine passes defended and is tied for the ACC lead with three INTs.
- CB Jermaine Waller is also tied with Farley for the ACC lead with three INTs on the season. Waller and CB Chamari Conner are tied for fifth in the ACC with six passes defended.

WINNING THE TURNOVER BATTLE = WINNING

- Tech has committed zero turnovers during its two-game winning streak after turning the ball over 11 times in its first four games.
- The last time VT went back-to-back games without a giveaway was vs. UNC (10/21/17) and vs. Duke (10/28/17). VT is seeking to extend its turnover-free streak to three straight games for the first time since doing it 10/20/16 - 11/5/16.
- VT posted +5 (5 takes/0 gives) at Miami (10/5), registering 21 points off turnovers. Tech's five takeaways were the team's most since posting five in a 24-3 win at Florida State (9/3/18).
- In Tech's 29 wins under Justin Fuente, the Hokies own a +31 turnover differential (58 takes/27 gives).
- In Tech's 17 losses under Fuente, the Hokies are -27 (13 takes/40 gives) in the turnover column.
- The Hokies are +5 (9 takes/4 gives) in the turnover column during their three-game winning streak vs. North Carolina.
- UNC is +2 (4 takes/2 gives) in its three wins in 2019 and -1 (3 takes/4 gives) in its three losses.

TIGHT END UNIVERSITY!

- TE Dalton Keene has four TD catches the past two games, tying for the ACC lead among tight ends with BC's Korab Idrizia.
- Keene (5-73, 3 TDs) and TE James Mitchell (3-75, 1 rush TD) accounted for 148 yards of offense and four TDs at Miami (10/5).
- Keene's three TD catches were a career high, while Mitchell's 75 receiving yards and a long catch of 67 yards were personal bests.
- Keene caught the game-winning TD with 0:19 remaining in Tech's 22-19 win at UNC (10/13/18).

WR DAMON HAZELTON IS BACK

- After missing the first three games of the season, WR Damon Hazelton has caught seven passes for 194 yards with three TDs over the past three games.
- Hazelton registered the first two-TD game of his career vs. Rhode Island (10/12), catching five passes for 93 yards.

FOUR-SEASON COACHING COMPARISON

- Frank Beamer enjoyed a Hall of Fame coaching career at Virginia Tech and later turned down an opportunity to coach North Carolina following the 2000 season.
- As Tulane's head coach in 1987, Mack Brown registered his lone win vs. VT in Beamer's initial season at Tech, a 57-38 win. Brown later built his HOF resume at UNC and Texas.
- Beamer (17) and Brown (15) combined for 32 victories in their first four seasons at Tech and UNC. Current VT head coach Justin Fuente already owns 28 wins in three-plus seasons in Blacksburg.

BROWN, BEAMER & FUENTE - FIRST FOUR SEASONS

	W-L-T	Pct.	Years	School
Mack Brown	15-28-1	.352	1988-91	North Carolina
Frank Beamer	17-26-1	.398	1987-90	Virginia Tech
Justin Fuente	29-17	.630	2016-19	Virginia Tech

AERIAL EFFICIENCY KEY VS. CAROLINA

- While passing the ball proved difficult in Tech's 17-7 win at UNC (10/8/16) amidst hurricane conditions, VT's ability to capitalize in the passing game has proven key to the Hokies winning streak.
- Tech owns a +6 TD-to-INT differential in its past three games vs. UNC compared to a -2 mark for the Tar Heels.

TECH VS. CAROLINA PASSING STATS - LAST 3 VT WINS

	Att-Comp	Pct.	Yds	TDs	INT	Rate
VT	42-80	52.5	498	8	2	132.8
UNC	43-90	47.8	463	2	4	89.4

DOMINATE THEIR STATE

- Virginia Tech owns a 8-1 record against teams from the state of North Carolina under Fuente.
- A total of 14 players on the current Virginia Tech roster hail from the state of North Carolina.
- VT owns a combined 33-8 all-time record in ACC play against teams from the state of North Carolina: 13-3 vs. Duke, 12-3 vs. UNC, 4-1 vs. NC State and 4-1 vs. Wake Forest.

FEW BETTER THAN BUD FOSTER

- Since taking over as Tech's defensive coordinator in 1995, Bud Foster has helped guide the Hokies to a 226-91 (.713) record.
- Foster will continue to serve as an ambassador for VT Athletics following his retirement from coaching this season.

BRADBURN CONTINUES BOOMING IT!

- P Oscar Bradburn leads the ACC and is fourth in the nation with a 48.0-yard gross average. He had five punts of 50+ at Miami (10/5). His 13+ 50+ punts are second the ACC.
- Bradburn owns the two longest punts in the ACC this season - 69 yards vs. ODU (9/7) and 66 yards vs. Furman (9/14). Up
- The native Australian also owns 10+ punts inside the 20 and only two touchbacks.
- Only Syracuse (45.2) owns a better net punting average than Virginia Tech (43.7).

FUENTE SUPERLATIVES

Justin Fuente	2019	At Tech	Career
at home	3-1	16-7	31-17
leading at halftime	3-0	25-1	45-5
in the state of Virginia	3-1	17-8	17-8
vs ACC teams from Carolina	0-1	6-1	6-3

INSIDE THE SERIES: VIRGINIA TECH VS. NORTH CAROLINA

• Justin Fuente is 3-0 against the Tar Heels since joining the Hokies in 2016. He owns an average margin of victory of 28.6 points in those three contests, winning by 31, 52 and three points.

Games Played - in the series: 41
Overall Record: 23-6-12 **Home:** 5-4 **First Meeting:** Nov. 16, 1895
Away: 8-3-2 **Neutral:** 10-5-4

LAST 10 MEETINGS (TECH IS 7-3)

Date	Ranked VT/Opp	Location	Score
Sat., Oct 13, 2018	NR/NR	Chapel Hill, N.C.	W, 22-19
Sat., Oct. 21, 2017	14/NR	Blacksburg, Va.	W, 59-7
Sat., Oct 8, 2016	25/17	Chapel Hill, N.C.	W, 34-3
Sat., Nov. 21, 2015	NR/12	Blacksburg, Va.	L, 27-30 (OT)
Sat., Oct. 4, 2014	NR/NR	Chapel Hill, N.C.	W, 34-17
Sat., Oct. 5, 2013	NR/NR	Blacksburg, Va.	W, 24-17
Sat. Oct. 6, 2012	NR/NR	Chapel Hill, N.C.	L, 34-48
Thur., Nov. 17, 2011	9/NR	Blacksburg, Va.	W, 24-21
Sat., Nov. 13, 2010	16/NR	Chapel Hill, N.C.	W, 26-10
Thurs., Oct. 29, 2009	14/NR	Blacksburg, Va.	L, 17-20

ALL MEETINGS

	Tech	Opponent
Total Points (Average)	696 (17)	529 (13)
Most Points Scored	59 (2017)	48 (2012)
Fewest Points Scored	0 (1945)	0 (1912)
Shutouts By	11 (1912)	8 (1945)
Largest Margin of Victory	52 (2017)	39 (1997)
Smallest Margin of Victory	2 (1928)	3 (2015)

CONNECTIONS: VIRGINIA TECH-NORTH CAROLINA

• The Hokies have 16 players who hail from the state of North Carolina; Caleb Farley (Maiden), Dax Hollifield (Shelby), Tre Turner (Greensboro), Nadir Thompson (Rocky Mount), Zion Debose (Salisbury), Divine Deablo (Winston-Salem), J.R. Walker (Clayton), Alan Tisdale (Greensboro), Ty Eller (Newton), Daniel Griffith (Charlotte), Joe Kane (Wake Forest), Sam DeLuke (Wake Forest), Brock Hoffman (Statesville), Elijah Bowick (Charlotte), Drake Deluliis (Charlotte), Keondre Banks (Raleigh).

GAMEDAY COACHING LOCATIONS

SIDELINE

- Justin Fuente - Head Coach
- Bud Foster - Def. Coord./LBs
- Justin Hamilton - Safeties
- James Shibest - Special Teams/Tight Ends
- Vance Vice - Offensive Line
- Charley Wiles - Defensive Line
- Jafar Williams - Wide Receivers

COACHING BOOTH

- Zohn Burden - Running Backs
- Brad Cornelsen - Off Coord./QBs
- Adam Lechtenberg - Ast. Head Coach
- Brian Mitchell - Cornerbacks

WHAT'S INSIDE

- Head Coach Justin Fuente - Page 3
- Bud Foster & the Lunch Pail Defense - Page 4
- BeamerBall by the Numbers - Page 7
- Depth Chart - Page 9
- Hokies in the NFL - Page 16
- Last Meeting - Page 17
- Position Notes- Page 18
- 2019 Statistics - Page 27
- 2019 Game Recaps - Page 42

BROADCAST INFORMATION

TelevisionRSN
Play-by-Play Tom Werme
Analyst James Bates
Sideline Abby Labar
Local Radio . Virginia Tech Sports Properties
Play-by-Play Jon Laaser
Analyst Mike Burnop
Sideline Wes McElroy
Flagship 105.3 FM
Digital Hokie Sports & TuneIn
 (VT feed; free on downloaded apps)

2019 SCHEDULE

DATE	OPP.	TIME	TV
Aug. 31	at Boston College*	L, 38-25	ACCN
Sept. 7	Old Dominion	W, 31-17	ESPNU
Sept. 14	Furman	W, 24-17	ACCN
Sept. 27	Duke*	L, 10-45	ESPN
Oct. 5	at Miami*	W, 42-35	ESPN
Oct. 12	Rhode Island	W, 34-17	ACCN
Oct. 19	North Carolina*	3:30 PM	RSN
Nov. 2	at Notre Dame	TBA	NBC
Nov. 9	Wake Forest*	TBA	TBA
Nov. 16	at Georgia Tech*	TBA	TBA
Nov. 23	Pitt*	TBA	TBA
Nov. 29	Virginia* (Fri.)	TBA	TBA

*ACC Games


2019 ACC STANDINGS

COASTAL	Conf.	Overall
Duke	2-1	4-2
Virginia	2-1	4-2
North Carolina	2-1	3-3
Pitt	1-1	4-2
Virginia Tech	1-2	4-2
Miami	1-2	3-3
Georgia Tech	0-3	1-5

ATLANTIC	Conf.	Overall
Clemson	4-0	6-0
Louisville	2-1	4-2
Wake Forest	1-1	5-1
NC State	1-1	4-2
Florida State	2-2	3-3
Boston College	1-2	3-3
Syracuse	0-2	3-3

Justin Fuente

HEAD COACH - 4TH SEASON



THE FUENTE FILE

Coaching Experience: 19th season, 4th at Virginia Tech
Head Coach: 8th season, 4th at Virginia Tech
Record at Tech: 29-17
Record at Memphis: 26-23
Overall Record: 55-40
Hometown: Tulsa, Oklahoma
High School: Union (1995)
College: Murray State (1999)
Playing Exp: Oklahoma (1996-97)
 Murray State (1998-99)
Family: Wife - Jenny
 Daughters - Cecilia, Caroline and Charlotte

COACHING HISTORY

Year	School	Position
2016-19	Virginia Tech	Head Coach
2012-15	Memphis	Head Coach
2009-11	TCU	Co-Offensive Coordinator/ Quarterbacks
2007-08	TCU	Running Backs
2004-06	Illinois State	Offensive Coordinator/ Quarterbacks
2001-03	Illinois State	Quarterbacks

BOWL GAMES/ PLAYOFFS COACHED (11)

2018	Military	Virginia Tech
2017	Camping World	Virginia Tech
2016	Belk	Virginia Tech
2015	Birmingham*	Memphis
2014	Miami Beach	Memphis
2011	Poinsettia*	TCU
2010	Rose	TCU
2009	Fiesta	TCU
2008	Poinsettia	TCU
2007	Texas	TCU
2006	FCS Playoffs	Illinois St.

*Joined new team prior to bowl game

MOST COACHING WINS AT VT

• THROUGH FIRST THREE SEASONS

Coach	Wins	Seasons
1. Justin Fuente	25	2016-18
2. B.C. Cubbage	21	1921-23
3. Charles Bernier	18	1917-19
Jimmy Sharpe	18	1974-76
5. Henry B. Redd	17	1932-34
Branch Bocock	17	1909-10, 1912
A.F. Gustafson	17	1926-28

2016 ACC COACH OF THE YEAR


- The consensus 2016 ACC Coach of the Year, Fuente was also named the top first-year FBS head coach in the nation by the Football Writers Association of America, sharing that honor with USC's Clay Helton.
- Tech finished the 2016 season ranked No. 16 in both the AP Poll and the Coaches Poll, marking the highest final mark for the Hokies since 2010 (No. 16 AP, No. 15 Coaches).
- Virginia Tech, Penn State, Colorado, West Virginia and Western Michigan all finished in the AP Top 25 after getting zero votes in the AP Preseason Poll.
- Tech's 10 wins were the team's most since 2011 and the most ever by a first-year Virginia Tech head coach, surpassing the previous mark of nine wins by C.P. Miles in 1905.

- Fuente was named Virginia Tech's head coach on Nov. 29, 2015 after orchestrating a dramatic resurrection of the football fortunes at the University of Memphis.
- The Hokies are in their fourth season under Fuente, who has compiled a 29-17 record in Blacksburg.
- No other active ACC head coach can top Fuente's 25 wins in his first three seasons at an ACC school. The next-closest coach is Pitt's Pat Narduzzi (21).
- Since Fuente arrived in Blacksburg in 2016, the only ACC schools with more wins are Clemson (41) and Miami (26).
- Tech extended its streak of consecutive bowl appearances to 26 straight seasons in 2018 under Fuente, the longest active streak in the nation and third-longest streak all-time in NCAA history.
- The Hokies have won 15 consecutive Commonwealth Cup games over Virginia, giving Tech the longest active winning streak of any in-state FBS rivalry played annually.
- Tech's 15-game winning streak against Virginia ranks as the nation's third-longest active winning streak in a series pitting a pair of Power Five foes. Ohio State and Michigan both own 23 consecutive victories against Indiana.
- The Hokies have finished in the Top 25 twice in Fuente's three seasons at the helm in Blacksburg.
- Tech finished the 2016 season ranked No. 16 in both the AP Poll and the Coaches Poll and concluded the 2017 season at No. 24 in the AP Top 25 and No. 25 in the Coaches Poll.
- The Hokies own a 17-3 mark under Fuente when scoring 30+ points and are 22-1 when leading at halftime.
- Fuente's reputation for exemplary work with the offense and quarterbacks was once again on display in 2018. Despite utilizing a third different primary starting QB for a third straight season, the Hokies threw 29 TD passes, just two shy of the single-season school record of 31 set in his debut campaign in Blacksburg in 2016.
- The Hokies have produced the top three passing seasons in school history since Fuente and offensive coordinator Brad Cornelsen arrived at Tech - 2016 (261.4 ypg), 2018 (253.8 ypg) and 2017 (239.5 ypg).
- Despite not entering the starting lineup until the season's third contest in 2018, QB Ryan Willis threw 24 TDs, a mark that tied as the second-best in school history.

Bud Foster & The Lunch Pail Defense

• On August 1, defensive coordinator Bud Foster announced that his 33rd season at Virginia Tech and his 24th campaign as defensive coordinator would be his last. Following the season he will continue to work as an ambassador for Virginia Tech Athletics, similar to Frank Beamer.

• “Virginia Tech has been home for 33 years and I’m grateful to continue doing what I love for one more season,” Foster said. “I’ll always be indebted to Coach Beamer for bringing me to Blacksburg back in 1987. Coach Fuente has been phenomenal to work with and I can’t thank him enough for the way he has embraced our defensive philosophy and the many traditions of Virginia Tech football. It’s been a great ride and it’s not over yet. I’ve been blessed to work with so many outstanding individuals and have enjoyed the privilege of coaching some of the best players to ever wear a Hokies’ uniform.”



THE FOSTER FILE

Experience: 39th season/33rd at Virginia Tech
Hometown: Nokomis, Ill.
High School: Nokomis (1977)
College: Murray State (1981)
Playing Exp: Murray State (1977-80)

COACHING HISTORY

Year	School	Position
2016-19	Virginia Tech	Assoc. HC/DC/LBs
1996-15	Virginia Tech	Def. Coord./Inside LBs
1995	Virginia Tech	Co-Defensive Coordinator/ Inside Linebackers
1994	Virginia Tech	Inside Linebackers/ Special Teams
1993	Virginia Tech	Linebackers/Special Teams
1988-92	Virginia Tech	Outside Linebackers
1987	Virginia Tech	Inside Linebackers
1986	Murray State	Linebackers/Special Teams
1983-85	Murray State	Outside Linebackers
1981-82	Murray State	Graduate Assistant



SHUTOUTS DURING THE FOSTER ERA (34)

Date	Score	Opponent	Date	Score	Opponent
9/23/89	23-0	Temple	9/28/02	30-0	at Western Michigan
11/4/89	18-0	Vanderbilt	9/6/03	43-0	James Madison
10/7/95	14-0	at Navy	9/11/04	63-0	Western Michigan
10/28/95	27-0	at West Virginia	10/16/04	62-0	Florida A&M
10/12/96	38-0	Temple	9/10/05	45-0	at Duke
9/27/97	50-0	Arkansas State	9/17/05	45-0	Ohio
11/1/97	37-0	UAB	9/2/06	38-0	Northeastern
9/12/98	37-0	at Clemson	9/16/06	36-0	Duke
10/8/98	17-0	at Boston College	11/11/06	23-0	Kent State
10/24/98	41-0	at UAB	11/25/06	17-0	Virginia
9/4/99	47-0	James Madison	9/25/10	19-0	at Boston College
10/16/99	62-0	Syracuse	11/26/11	38-0	at Virginia
9/16/00	49-0	Rutgers	9/22/12	37-0	Bowling Green
9/8/01	31-0	Western Michigan	9/17/16	49-0	Boston College
9/22/01	50-0	at Rutgers	9/9/17	27-0	Delaware
10/6/01	35-0	at West Virginia	9/23/17	38-0	Old Dominion
11/10/01	35-0	at Temple	11/24/17	10-0	at Virginia

Virginia Tech’s 28-10 win over Texas in the 1995 Sugar Bowl propelled the program to new heights. Foster, then co-defensive coordinator with Rod Sharpless, helped lead a defense that held the Longhorns to 226 yards of total offense.



Foster won the 2006 Broyles Award, given annually to the top assistant coach in the country, and was a finalist on three other occasions (1999, 2001, 2005).

HOKIES AMONG FBS DEFENSIVE LEADERS

1996 – PRESENT

Rank	Category	No.
1st	Sacks	876.0
1st	Sack Yards	-5,980
2nd	Interceptions	386
1st	Third-Down Pct.	31.6
1st	Completion Pct.	50.8
1st	INT Pct.	4.3
T-2nd	INT Return TDs	47
3rd	Passer Rating	108.0
3rd	Takeaways	618
3rd	Scoring	18.2
3rd	TD/INT Ratio	0.82
4th	Total Defense	311.8 ypg
3rd	Pass Defense	190.3 ypg
7th	Rush Defense	121.4 ypg

LUNCH PAIL DEFENSE

BY THE NUMBERS UNDER FOSTER

- 100-1 when holding foes to 10 points or fewer since 1996
- 71 defensive TDs since 1996
- 50 different Hokies have scored defensive TDs
- 45 players selected in NFL Draft
- 43 games with three or more INTs
- 34 shutouts since 1987
- 11 players drafted in first or second rounds
- 3 players earned Super Bowl rings – LB Cornell Brown, S Pierson Prioleau, S Kam Chancellor
- 4 Pro Bowlers – S Kam Chancellor, CB Brandon Flowers, CB Kyle Fuller and CB DeAngelo Hall



LUNCH PAIL DEFENSE = TOUCHDOWNS

1987 - PRESENT

93 Total TDs scored by the defense

- 60 pass interceptions
last Greg Stroman (24 yds) at Georgia Tech (11/11/17)
- 31 fumble returns
last Ricky Walker (12 yds) vs. North Carolina (10/21/17)
- 2 fumble recoveries
last Carl Bradley (in End Zone) at Rutgers (8/30/97)
- 11 total safeties by the defense
last vs. East Carolina (9/24/16)

FBS SHUTOUT LEADERS

2000 – PRESENT

1. Alabama	27
2. Virginia Tech	22
3. Ohio State	15
TCU	15
LSU	15
6. Boise State	13
Oklahoma	13
8. Florida State	12
USC	12
Texas	12
Michigan	12
Penn State	12





The History of the Lunch Pail

- The famed Virginia Tech Lunch Pail has come to symbolize the blue-collar approach of the Hokies' defense under longtime defensive coordinate Bud Foster.
- In 1995, Foster served as co-defensive coordinator with Rod Sharpless, whose mother-in-law found the original Lunch Pail in Mercerville, New Jersey. The pail once belonged to a coal miner and after a record-setting defensive season, the Lunch Pail became an iconic part of Hokies' lore.
- The Pail travels wherever the Hokies go and its care is only entrusted to a defensive leader.
- Before the start of every season, a signed mission statement from the defense is placed in The Pail. Then every week, unit goals, team goals and keys to success are placed in The Pail, plus the turf from any road victories.
- Since 2007, The Pail has also contained the names of the 32 fallen Hokies taken in the April 16 tragedy.
- Darryl Tapp is the only player who has ever earned lifetime possession of an incarnation of The Pail from Foster.



NFL HOKIES MENTORED BY FOSTER

- Virginia Tech has had 45 defensive players selected in the NFL Draft during Bud Foster's tenure.
- 21 defensive backs have been taken in the Draft since 1997, including Foster's four Pro Bowlers: Kam Chancellor, Brandon Flowers, Kyle Fuller and DeAngelo Hall.
- Since 1996, when Foster became sole defensive coordinator, Tech has had 11 players drafted in the first and second rounds:



- S Torrian Gray – Minnesota (D2-19)
- DT John Engelberger – San Francisco (D2-04)
- CB Ike Charlton – Seattle (D2-21)
- CB DeAngelo Hall – Atlanta (D1-04)
- DB Jimmy Williams – Atlanta (D2-05)
- DE Darryl Tapp – Seattle (D2-31)
- DB Brandon Flowers – Kansas City (D2-04)
- DE Jason Worlds – Pittsburgh (D2-20)
- CB Kyle Fuller – Chicago (D1-14)
- LB Tremaine Edmunds – Buffalo (D1-16)
- S Terrell Edmunds – Pittsburgh (D1-28)



BUD & CHARLEY BACK FOR ONE MORE SEASON

▪ Virginia Tech's Bud Foster and defensive line coach Charley Wiles are two of the longest tenured active FBS assistants that have served in consecutive years at the same institution.


LONGEST TENURED FBS ASSISTANTS

1. *Bud Foster (1987), Virginia Tech
2. Odell Haggins (1994), Florida State
3. Charley Wiles (1996), Virginia Tech
 - Andy Hill (1996), Missouri
 - Dale Pehrson (1996), Navy



* *BeamerBall By The Numbers*

- Even though the namesake is no longer the big whistle in Blacksburg, Virginia Tech's BeamerBall philosophy has not waned under fourth-year head coach Justin Fuente.
- There have been 150 non-offensive touchdowns and 145 blocked kicks by Virginia Tech since Frank Beamer's first season as head coach in 1987.
- Under Fuente, the Hokies have scored 10 non-offensive touchdowns – three punt return touchdowns, two fumble return touchdowns, two interception return touchdowns, two blocked punt return touchdowns and one blocked field goal return touchdown.
- The Hokies have blocked more kicks over the last three seasons under Fuente (12) than the previous five seasons combined (9).



THE 25 JERSEY

- Head coach Justin Fuente and the Hokies pay homage to Frank Beamer and Virginia Tech's legacy of excellence on special teams by selecting a special teams player of the week who will wear No. 25.
- With Coach Beamer's blessing, his retired No. 25 was worn by a player who exemplified the role special teams played during Virginia Tech's rise to national prominence.

2019 NO. 25 GAME BY GAME

Opponent	Honoree
at Boston College	Tyree Rodgers
Old Dominion	Divine Deablo
Furman	Dylan Rivers
Duke	Oscar Bradburn
at Miami	Jarrod Hewitt
Rhode Island	Devon Hunter
North Carolina	
at Notre Dame	
Wake Forest	
at Georgia Tech	
Pitt	
Virginia	

* Noun

1. The foundational coaching philosophy of legendary Virginia Tech head coach Frank Beamer; the belief that scoring points is a team effort that can be done in all three phases of the game – offense, defense and special teams.

NON-OFFENSIVE TOUCHDOWNS SINCE 1987

- 1987:** Jon Jeffries, 92-yd. kickoff return vs. Clemson; Don Stokes, recovered blocked punt in end zone vs. Syracuse; Randy Cockrell, 90-yd. interception return vs. Navy.
- 1988:** Don Stokes, recovered blocked punt in end zone vs. Southern Miss; Jock Jones, recovered blocked punt in end zone vs. West Virginia; Roger Brown, 55-yd. interception return vs. South Carolina; Leslie Bailey, 19-yd. interception return vs. South Carolina.
- 1989:** Marcus Mickel, 90-yd. kickoff return vs. Clemson; Jock Jones, 55-yd. interception return vs. Tulane; Roger Brown, 55-yd. interception return vs. North Carolina State.
- 1990:** The '90 season marked the first and only season to date during Beamer's tenure that Tech failed to score at least one TD on either defense or special teams.
- 1991:** P.J. Preston, recovered fumble in end zone vs. Oklahoma; Ken Landrum, 18-yd. blocked punt return vs. Cincinnati; Kirk Alexander, 95-yd. interception return vs. Cincinnati.
- 1992:** Tyrone Drakeford, 40-yd. interception return vs. East Carolina; Tony Kennedy, 91-yd. kickoff return vs. Louisville; Ken Brown, 18-yd. interception return vs. Rutgers.
- 1993:** William Ferrell, 7-yd. blocked punt return vs. Rutgers; DeWayne Knight, 23-yd. fumble return vs. Syracuse; Jeff Holland, 8-yd. fumble return vs. Virginia; Lawrence Lewis, 20-yd. fumble return vs. Indiana; Antonio Banks, 80-yd. blocked field goal return vs. Indiana.
- 1994:** Torrian Gray, 66-yd. interception return vs. Boston College; Stacy Henley, 25-yd. blocked punt return vs. Temple; Lawrence Lewis, 60-yd. fumble return vs. East Carolina; Antonio Freeman, 80-yd. punt return vs. Pittsburgh.
- 1995:** Jermaine Holmes, recovered blocked punt in end zone vs. Akron; Hank Coleman, 51-yd. fumble return vs. Rutgers; Myron Newsome, 71-yd. interception return vs. Rutgers; Larry Green, 37-yd. interception return vs. West Virginia; Jim Baron, 46-yd. fumble return vs. Temple; J.C. Price, 19-yd. interception return vs. Temple; Antonio Banks, 65-yd. interception return vs. Virginia; Bryan Still, 60-yd. punt return vs. Texas; Jim Baron, 20-yd. fumble return vs. Texas.
- 1996:** Cornelius White, 60-yd. blocked punt return vs. Syracuse; Keion Carpenter, 100-yd. interception return vs. Miami.
- 1997:** Carl Bradley, recovered fumble in end zone vs. Rutgers; Pierson Prioleau, 43-yd. fumble return vs. Rutgers; Lorenzo Ferguson, 84-yd. interception return vs. Arkansas St.; Anthony Midget, 22-yd. fumble return vs. Pittsburgh.
- 1998:** Keion Carpenter, 16-yd. interception return vs. Pittsburgh; Pierson Prioleau, 85-yd. interception return vs. Boston College; Marcus Gildersleeve, recovered blocked punt in end zone vs. UAB; Ricky Hall, 17-yd. blocked punt return vs. West Virginia; Ricky Hall, recovered blocked punt in end zone vs. Syracuse; Loren Johnson, 78-yd. fumble return vs. Syracuse; Ike Charlton, 26-yd. interception return vs. Rutgers; Jamel Smith, 98-yd. interception return vs. Rutgers; Anthony Midget, 27-yd. interception return vs. Alabama.
- 1999:** Ike Charlton, 34-yd. interception return vs. Clemson; Corey Moore, 32-yd. fumble return vs. Clemson; Cory Bird, 26-yd. fumble return vs. Syracuse; Phillip Summers, 43-yd. interception return vs. Syracuse; Tee Butler, recovered fumble by punter in end zone vs. Syracuse; Ricky Hall, 64-yd. punt return vs. Miami; Ike Charlton, 51-yd. fumble return vs. Miami; Larry Austin, 31-yd. interception return vs. Temple.
- 2000:** Willie Pile, 11-yd. interception return vs. Akron; Cory Bird, 9-yd. blocked punt return vs. East Carolina; André Davis, 87-yd. punt return vs. East Carolina; André Davis, 71-yd. punt return vs. Boston College; André Davis, 76-yd. punt return vs. WVU; Nathaniel Adibi, 36-yd. fumble return vs. UCF.
- 2001:** Channing Reed, 8-yd. fumble return vs. Rutgers; Kevin McCadam, 69-yd. interception return vs. UCF; André Davis, 55-yd. punt return vs. UCF; Jim Davis (de), 27 yd. interception return vs. West Virginia; Kevin McCadam, 9-yd. fumble return vs. Boston College; Ronyell Whitaker, 71-yd. blocked field goal return vs. Pittsburgh; Brandon Manning, 22-yd. blocked punt return vs. Miami.
- 2002:** DeAngelo Hall, 69-yd. punt return vs. Arkansas State; DeAngelo Hall, 49-yd. interception return vs. Arkansas State; Jason Lallis, 59-yd. fumble return vs. Arkansas State; Alex Markogiannakis, 25-yd. fumble return vs. Western Michigan; DeAngelo Hall, 51-yd. punt return vs. Rutgers; Darryl Tapp, 11-yd. blocked punt return vs. Virginia; Willie Pile, 96-yd. interception return vs. Miami.
- 2003:** Jason Lallis, 45-yd. interception return vs. UCF; Eric Green, 84-yd. interception return vs. UConn; Mike Imoh, 91-yd. kickoff return vs. UConn; Chris Clifton, 16-yd. blocked punt return vs. UConn; Jimmy Williams, 55-yd. interception return vs. Rutgers; DeAngelo Hall, 58-yd. punt return vs. Syracuse; DeAngelo Hall, 60-yd. punt return vs. Syracuse; Vincent Fuller, 50-yd. fumble return vs. WVU; DeAngelo Hall, 28-yd. fumble return vs. Miami; Eric Green, 51-yd. interception return vs. Miami; DeAngelo Hall, 52-yd. punt return vs. Cal.
- 2004:** Jason Lallis, 28-yd. fumble return vs. Western Michigan; Brandon Flowers, 38-yd. interception return vs. Western Michigan; Vincent Fuller, 74-yd. blocked field goal return vs. West Virginia; Bl. Warren, 46-yd. interception return vs. Florida A&M; Roland Minor, 64-yd. interception return vs. Georgia Tech; Jimmy Williams, 34-yd. interception return vs. Maryland.
- 2005:** Roland Minor, 23-yd. interception return vs. Duke; D.J. Parker, 78-yd. blocked field goal return vs. Georgia Tech; Xavier Adibi, 25-yd. interception return vs. Georgia Tech; Chris Ellis, 29-yd. interception return vs. Georgia Tech; Vince Hall, 15-yd. fumble return vs. Marshall; Vince Hall, 13-yd. interception return vs. Boston College; James Anderson 39-yd. interception return vs. Louisville.
- 2006:** Brenden Hill, 69-yd. interception return vs. North Carolina; Eddie Royal, 58-yd. punt return vs. Duke; Victor "Macho" Harris, 72-yd. interception return vs. Cincinnati;

UNOFFICIAL DEPTH CHART (AS OF 10/14/19)



OFFENSE

Pos.	No.	Player	Yr., Ht., Wt., Hometown
WR	80	KALEB SMITH	r-Fr., 6-2, 207, Bumpass, Va.
			8 Phil Patterson
LT	77	CHRISTIAN DARRISAW	So., 6-5, 311, Upper Marlboro, Md.
			71 T.J. Jackson
LG	54	LECITUS SMITH	r-So., 6-3, 316, Fitzgerald, Ga.
			72 Jesse Hanson
C	61	Bryan Hudson	Fr., 6-4, 315, Georgetown, Ky.
			57 John Harris
RG	74	DOUG NESTER	Fr., 6-6, 315, Huntington, W.V.
			52 Austin Cannon
RT	60	SILAS DZANSI	r-So., 6-5, 325, Woodbridge, Va.
			95 Luke Tenuta
TE	29	DALTON KEENE	Jr., 6-4, 251, Littleton, Colo.
			OR 82 JAMES MITCHELL
QB	2	HENDON HOOKER	r-So., 6-4, 228, Greensboro, N.C.
			5 Ryan Willis
RB	33	DESHAWN McCLEASE	r-Jr., 5-9, 190, Chesapeake, Va.
			OR 35 KESHAWN KING
WR	6	HEZEKIAH GRIMSLEY	Jr., 6-0, 185, Williamsburg, Va.
			83 Tayvion Robinson
WR	11	TRÉ TURNER	So., 6-2, 190, Greensboro, N.C.
			14 Damon Hazelton

DEFENSE

Pos.	No.	Player	Yr., Ht., Wt., Hometown
LDE	45	TYJUAN GARBUTT	r-So., 6-1, 238, Fredericksburg, Va.
			46 Eli Adams
OR	90	Jaevon Becton	r-Fr., 5-11, 240, Rock Hill, S.C.
			r-Fr., 6-4, 255, Virginia Beach, Va.
DT	36	DASHAWN CRAWFORD	Jr., 6-0, 290, Bay Springs, Miss.
			96 Norell Pollard
OR	98	Rob Porcher	Fr., 6-0, 265, Apopka, Fla.
			r-So., 6-1, 275, Orlando, Fla.
NT	5	JARROD HEWITT	r-Jr., 6-1, 288, Venice, Fla.
			96 Norell Pollard
OR	93	Mario Kendricks	Fr., 6-0, 265, Apopka, Fla.Md.
			Fr., 6-0, 293, Kissimmee, Fla.
RDE	8	EMMANUEL BELMAR	r-Jr., 6-2, 245, Suwanee, Ga.
			41 Jaylen Griffin
MLB	23	RAYSHARD ASHBY	Jr., 5-10, 237, Chesterfield, Va.
			4 Dax Hollifield
OR	44	Dylan Rivers	So., 6-1, 232, Shelby, N.C.
			Jr., 6-1, 237, Sherando, Va.
OLB	4	DAX HOLLIFIELD	So., 6-1, 232, Shelby, N.C.
			OR 34 ALAN TISDALE
FS	17	DIVINE DEABLO	r-Fr., 6-3, 223, Winston-Salem, N.C.
			18 Tyree Rodgers
ROVER	1	REGGIE FLOYD	r-Jr., 6-1, 180, Camden, N.J.
			7 Devon Hunter
NICKEL	22	CHAMARRI CONNER	Sr., 6-0, 222, Manassas, Va.
			9 Khalil Ladler
LCB	28	JERMAINE WALLER	r-So., 6-0, 227, Chesapeake, Va.
			26 Jovonn Quillen
RCB	3	CALEB FARLEY	So., 6-0, 211, Jacksonville, Fla.
			27 Armani Chatman
RCB	3	CALEB FARLEY	r-Jr., 5-11, 190, Stone Mountain, Ga.
			27 Armani Chatman
LCB	28	JERMAINE WALLER	So., 6-1, 180, Washington, D.C.
			26 Jovonn Quillen
RCB	3	CALEB FARLEY	Sr., 6-0, 188, Hampton, Va.
			27 Armani Chatman
LS	97	OSCAR SHADLEY	r-So., 6-2, 207, Hickory, N.C.
			64 Sam DeLuke
KR	35	KESHAWN KING	r-Fr., 5-10, 223, Wake Forest, N.C.
			24 Terius Wheatley
PR	6	HEZEKIAH GRIMSLEY	Fr., 5-11, 182, Orange Park, Fla.
			83 Tayvion Robinson
KR	35	KESHAWN KING	r-Fr., 6-0, 197, Ann Arbor, Mich.
			12 Nadir Thompson
PR	6	HEZEKIAH GRIMSLEY	r-Fr., 5-10, 188, Rocky Mount, N.C.
			83 Tayvion Robinson
H	91	OSCAR BRADBURN	Jr., 6-0, 185, Williamsburg, Va.
			91 Oscar Bradburn
K	93	BRIAN JOHNSON	Fr., 5-10, 186, Virginia Beach, Va.
			96 John Parker Romo
P	91	OSCAR BRADBURN	r-Jr., 6-1, 191, Washington, D.C.
			96 John Parker Romo
KO	96	JOHN PARKER ROMO	Jr., 6-1, 221, Sydney, Australia
			93 Brian Johnson
H	91	OSCAR BRADBURN	r-Jr., 6-1, 170, Peachtree, Ga.
			93 Brian Johnson
K	93	BRIAN JOHNSON	Jr., 5-11, 170, Peachtree, Ga.
			96 John Parker Romo

SPECIALISTS

Pos.	No.	Player	Yr., Ht., Wt., Hometown
K	93	BRIAN JOHNSON	r-Jr., 6-1, 191, Washington, D.C.
			96 John Parker Romo
P	91	OSCAR BRADBURN	Jr., 6-1, 221, Sydney, Australia
			96 John Parker Romo
KO	96	JOHN PARKER ROMO	Jr., 5-11, 170, Peachtree, Ga.
			93 Brian Johnson
H	91	OSCAR BRADBURN	r-Jr., 6-1, 191, Washington, D.C.
			93 Brian Johnson
H	91	OSCAR BRADBURN	Jr., 6-1, 221, Sydney, Australia
			91 Oscar Bradburn
K	93	BRIAN JOHNSON	Fr., 5-10, 186, Virginia Beach, Va.
			96 John Parker Romo
P	91	OSCAR BRADBURN	r-Jr., 6-1, 191, Washington, D.C.
			96 John Parker Romo
KO	96	JOHN PARKER ROMO	Jr., 5-11, 170, Peachtree, Ga.
			93 Brian Johnson
H	91	OSCAR BRADBURN	r-Jr., 6-1, 170, Peachtree, Ga.
			93 Brian Johnson
K	93	BRIAN JOHNSON	Jr., 5-11, 170, Peachtree, Ga.
			96 John Parker Romo

2019 VIRGINIA TECH ROSTERS

ALPHABETICAL

NUMERICAL

No.	Name	Pos.	No.	Name	vl	Pos.	Ht.	Wt.	Cl.	Hometown	High School/Last School
46	Eli Adams	DL	1	Reggie Floyd	3	DB	6' 0"	222	Sr.	Manassas, Va.	Stonewall Jackson
92	Mark Applegate	K	2	Hendon Hooker	-	QB	6' 4"	228	r-So.	Greensboro, N.C.	Dudley
15	Keshon Artis	LB	2	Jeremy Webb	-	DB	6' 4"	205	r-Jr.	East Mims Fla.	Stevenson/ASA College
23	Rayshard Ashby	LB	3	Braxton Burmeister	-	QB	6' 1"	210	R-So.	La Jolla, Calif.	La Jolla Country Day/Oregon
97	Keondré Banks	WR	3	Caleb Farley	1	DB	6' 2"	207	r-So.	Maiden, N.C.	Maiden
38	Amaré Barno	LB	4	Dax Hollifield	1	LB	6' 1"	232	So.	Shelby, N.C.	Shelby
43	Cole Beck	RB	4	Quincy Patterson II	-	QB	6' 4"	245	r-Fr.	Chicago, Ill.	Solorio Academy
90	Jaevon Becton	DL	5	Jarrold Hewitt	2	DL	6' 1"	288	r-Jr.	Venice, Fla.	Venice
46	Malik Bell	RB	5	Ryan Willis	1	QB	6' 4"	220	r-Sr.	Overland Park, Kan.	Bishop Miege
8	Emmanuel Belmar	DL	6	Hezekiah Grimsley	2	WR	6' 0"	185	Jr.	Williamsburg, Va.	Lafayette
42	Cole Blaker	TE	6	Trevor Jackson	-	QB	6' 3"	187	Fr.	Leesburg, Va.	Riverside
88	Elijah Bowick	WR	7	Devon Hunter	1	DB	6' 0"	227	r-So.	Chesapeake, Va.	Indian River
34	Tink Boyd	WR	8	Emmanuel Belmar	2	DL	6' 2"	245	r-Jr.	Suwanee, Ga.	Collins Hill
91	Oscar Bradburn	P	8	Phil Patterson	2	WR	6' 2"	195	r-Jr.	Virginia Beach, Va.	Bayside
90	Sam Brooks	TE	9	Khalil Ladler	2	DB	5' 11"	190	r-Jr.	Stone Mountain, Ga.	IMG Academy
53	Aiden Brown	DL	9	Luke Bussel	-	QB	6' 1"	210	Fr.	Chesapeake, Va.	Greenbrier Christian/Fork Union
3	Braxton Burmeister	QB	11	Tré Turner	1	WR	6' 2"	190	So.	Greensboro, N.C.	Northwest Guilford
9	Luke Bussel	QB	12	Knox Kadum	-	QB	6' 3"	185	Fr.	Rome, Ga.	Rome
52	Austin Cannon	OL	12	Nadir Thompson	-	DB	5' 10"	188	r-Fr.	Rocky Mount, N.C.	Southern Nash
27	Armani Chatman	DB	13	Zion Debose	1	DL	6' 1"	246	r-So.	Salisbury, N.C.	North Rowan
22	Chamarri Conner	DB	13	Jalen Holston	2	RB	5' 11"	218	Jr.	Stockbridge, Ga.	Stockbridge
36	DaShawn Crawford	DL	14	Damon Hazelton	1	WR	6' 2"	215	r-Jr.	Baltimore, Md.	Franklin/Ball State
58	Walker Culver	OL	15	Keshon Artis	1	LB	6' 0"	233	So.	Chesapeake, Va.	Oscar Smith
92	Jaden Cunningham	DL	16	Darryle Simmons	-	WR	6' 2"	212	r-Fr.	Philadelphia, Pa.	St. Joe's Prep
77	Christian Darrisaw	OL	17	Divine Deablo	3	DB	6' 3"	223	r-Jr.	Winston-Salem, N.C.	Mount Tabor
17	Divine Deablo	DB	18	Tyree Rodgers	2	DB	6' 1"	180	r-Jr.	Camden, N.J.	Camden Catholic
13	Zion Debose	DL	19	J.R. Walker	-	DB	6' 0"	207	Fr.	Clayton, N.C.	Clayton
89	Drake Deluliis	TE	20	Ny'Quee Hawkins	-	DB	6' 0"	195	Fr.	Orange, N.J.	Orange
64	Sam DeLuke	LS	22	Chamarri Conner	1	DB	6' 0"	211	So.	Jacksonville, Fla.	Trinity Christian Academy
94	Conner Dusenbury	WR	23	Rayshard Ashby	1	LB	5' 10"	237	Jr.	Chesterfield, Va.	L.C. Bird
60	Silas Dzansi	OL	24	Terius Wheatley	1	RB	6' 0"	190	r-So.	Ann Arbor, Mich.	Pioneer/Fork Union
41	Ty Eller	TE	26	Jovonn Quillen	3	DB	6' 0"	188	Sr.	Hampton, Va.	Hampton
44	J'Wan Evans	RB	27	Armani Chatman	-	DB	5' 11"	195	r-Fr.	Virginia Beach, Va.	Bishop Sullivan Catholic
3	Caleb Farley	DB	28	Jermaine Waller	1	DB	6' 1"	180	So.	Washington, D.C.	Avalon School
47	Dean Ferguson	LB	29	Dalton Keene	2	TE	6' 4"	251	Jr.	Littleton, Colo.	Chatfield
1	Reggie Floyd	DB	29	Ishmiel Seisay	1	DB	5' 9"	198	r-Sr.	Springfield, Va.	St. Stephen's & St. Agnes
58	Josh Fuga	DL	30	Tyler Matheny	-	DB	6' 1"	202	r-Fr.	Fairfax, Va.	Lake Braddock
86	Nick Gallo	TE	30	Caleb Steward	-	RB	5' 11"	210	r-Fr.	Jacksonville, Fla.	Ed White
45	TyJuan Garbutt	DL	31	Nasir Peoples	-	DB	6' 0"	195	r-Fr.	Abington, Pa.	Archbishop Wood
39	Tahj Gary	RB	32	Hunter Green	-	DB	6' 1"	190	r-Fr.	Knoxville, Tenn.	Webb School
32	Hunter Green	DB	33	Deshawn McCleave	2	RB	5' 9"	190	r-Jr.	Chesapeake, Va.	Oscar Smith
41	Jaylen Griffin	DL	34	Tink Boyd	-	WR	5' 10"	180	r-Fr.	Chesterfield, Va.	Trinity
48	Daniel Griffith	LB	34	Alan Tisdale	-	LB	6' 3"	220	r-Fr.	Greensboro, N.C.	Page
6	Hezekiah Grimsley	WR	35	Matt Johnson	-	LB	6' 0"	210	Fr.	Glen Allen, Va.	Deep Run
72	Jesse Hanson	OL	35	Keshawn King	-	RB	5' 11"	182	Fr.	Orange Park, Fla.	Oakleaf
57	John Harris	OL	36	DaShawn Crawford	-	DL	6' 0"	290	Jr.	Bay Springs, Miss.	Bay Springs/Jones County JC
20	Ny'Quee Hawkins	DB	37	Brion Murray	-	DB	5' 10"	190	So.	Milford, Del.	Milford/Coffeyville CC
14	Damon Hazelton	WR	37	Carter Rivenburg	-	RB	6' 0"	200	Fr.	Swoope, Va.	Buffalo Gap
5	Jarrold Hewitt	DL	38	Amaré Barno	-	LB	6' 6"	235	Jr.	Blythwood, S.C.	Westwood/Butler CC
76	Brock Hoffman	OL	38	Nashun Overton	-	RB	5' 6"	157	Fr.	Suffolk, Va.	Indian River/St. Andrew's University
4	Dax Hollifield	LB	39	Tahj Gary	-	RB	5' 8"	221	Fr.	Atlanta, Ga.	Woodward Academy
13	Jalen Holston	RB	40	Ben Skinner	-	LB	6' 1"	215	Fr.	Spotsylvania, Va.	Riverbend
2	Hendon Hooker	QB	40	Travis Williams	-	WR	6' 3"	212	r-Fr.	Lorton, Va.	Hayfield
75	Zachariah Hoyt	OL	41	Ty Eller	-	TE	6' 2"	223	Jr.	Newton, N.C.	Newton-Convoover/UNC Pembroke
61	Bryan Hudson	OL	41	Jaylen Griffin	-	DL	6' 1"	260	r-So.	Rome, Ga.	Rome
7	Devon Hunter	DB	42	Cole Blaker	-	TE	6' 3"	250	r-So.	Narrows, Va.	Narrows
71	T.J. Jackson	OL	43	Cole Beck	-	RB	6' 1"	202	r-Fr.	Blacksburg, Va.	Blacksburg
6	Trevor Jackson	QB	43	Michael Peterson	-	CB	6' 1"	215	Fr.	Fort Mill, S.C.	Nation Ford
93	Brian Johnson	K	44	J'Wan Evans	-	RB	5' 10"	180	Fr.	Philadelphia, Pa.	East Rock
35	Matt Johnson	LB	44	Dylan Rivers	2	LB	6' 1"	237	Jr.	Stephens City, Va.	Sherando
12	Knox Kadum	QB	45	TyJuan Garbutt	1	DL	6' 1"	238	r-So.	Fredericksburg, Va.	Riverbend
49	William Kakavitsas	WR	45	Jacob Van Landingham	-	WR	5' 11"	203	r-Fr.	Franklin, Tenn.	Page
56	Joe Kane	OL	46	Eli Adams	-	DL	5' 11"	240	r-Fr.	Rock Hill, S.C.	South Pointe
51	Gene Kastleburg	OL	46	Malik Bell	-	RB	6' 0"	230	r-Fr.	Mineral, Va.	Louisa
29	Dalton Keene	TE	47	Dean Ferguson	-	LB	6' 2"	228	Fr.	Sterling, Va.	Potomac Falls
93	Mario Kendricks	DL	47	John Ransom	-	WR	5' 11"	177	Fr.	Chesapeake, Va.	Bishop Sullivan Catholic
35	Keshawn King	RB	48	Daniel Griffith	2	LB	6' 0"	232	r-Jr.	Chesapeake, Va.	Nansemond-Suffolk Academy

9	Khalil Ladler	DB	48	Nikia Peerman	-	WR	6' 3"	176	Fr.	Gladys, Va.	William Campbell
30	Tyler Matheny	DB	49	William Kakavitsas	-	WR	6' 1"	175	Fr.	Charlotte, N.C.	Providence
50	Tré Maxwell	LB	50	Tré Maxwell	-	LB	6' 0"	205	Fr.	Centreville, Va.	Centreville
33	Deshawn McCleave	RB	50	Will Pritchard	-	OL	6' 2"	301	Fr.	Moseley, Va.	Manchester
66	Louis Mihota	OL	51	Gene Kastleburg	-	OL	6' 0"	308	r-So.	Richmond, Va.	Benedictine College Prep
82	James Mitchell	TE	52	Austin Cannon	2	OL	6' 2"	323	r-Jr.	Mechanicsville, Va.	Atlee/Fork Union
37	Brion Murray	DB	53	Aiden Brown	-	DL	6' 2"	290	r-So.	Silver Spring, Md.	Bullis School
74	Doug Nester	OL	54	Lecitus Smith	1	OL	6' 3"	316	r-So.	Fitzgerald, Ga.	Fitzgerald
38	Nashun Overton	RB	56	Joe Kane	-	OL	6' 2"	301	r-Fr.	Wake Forest, N.C.	Heritage
8	Phil Patterson	WR	57	John Harris	-	OL	6' 3"	303	r-Fr.	Hoschton, Ga.	Mill Creek
4	Quincy Patterson II	QB	58	Walker Culver	-	OL	6' 4"	300	r-Fr.	Soddy-Daisy, Tenn.	Baylor School
85	Jaden Payoute	WR	91	Josh Fuga	-	DL	6' 2"	308	Fr.	Woodbridge, Va.	Freedom
48	Nikia Peerman	WR	60	Silas Dzansi	1	OL	6' 5"	325	r-So.	Woodbridge, Va.	C.D. Hylton/Fork Union
31	Nasir Peoples	DB	61	Bryan Hudson	-	OL	6' 4"	315	Fr.	Georgetown, Ky.	Scott County
43	Michael Peterson	CB	62	Gabe SESCO	-	OL	6' 6"	265	Fr.	Bluefield, Va.	Graham
99	Maxx Philpott	DL	64	Sam DeLuke	-	LS	5' 10"	223	r-Fr.	Wake Forest, N.C.	Wake Forest
87	Jacoby Pinckney	WR	66	Louis Mihota	-	OL	6' 2"	282	r-Fr.	Fredericksburg, Va.	Massaponax
96	Norell Pollard	DL	71	T.J. Jackson	-	OL	6' 6"	359	r-Jr.	Cumberland, Va.	Cumberland County
99	Justin Pollock	LS	72	Jesse Hanson	-	OL	6' 5"	301	Fr.	Blue Ridge, Va.	Lord Botetourt
98	Rob Porcher	DL	74	Doug Nester	-	OL	6' 6"	315	Fr.	Huntington, W.Va.	Spring Valley
50	Will Pritchard	OL	75	Zachariah Hoyt	2	OL	6' 5"	305	r-Jr.	Salem, Va.	Salem
98	Caleb Quick	K	76	Brock Hoffman	-	OL	6' 3"	316	Jr.	Statesville, N.C.	Statesville
26	Jovonn Quillen	DB	77	Christian Darrisaw	1	OL	6' 5"	311	So.	Upper Marlboro, Md.	Riverdale Baptist/Fork Union
47	John Ransom	WR	79	Tyrell Smith	3	OL	6' 3"	308	r-Sr.	North Brunswick, N.J.	Don Bosco Prep/Cushing Academy
37	Carter Rivenburg	RB	80	Kaleb Smith	-	WR	6' 2"	207	r-Fr.	Bumpass, Va.	Louisa County
44	Dylan Rivers	LB	82	James Mitchell	1	TE	6' 3"	252	So.	Big Stone Gap, Va.	Union
83	Tayvion Robinson	WR	83	Tayvion Robinson	-	WR	5' 10"	186	Fr.	Virginia Beach, Va.	Cox
18	Tyree Rodgers	DB	85	Jaden Payoute	-	WR	6' 1"	206	Fr.	Chesterfield, Va.	L.C. Bird
96	John Parker Romo	K	85	CJ Scott	-	LS	5' 10"	240	Fr.	Virginia Beach, Va.	Bishop Sullivan Catholic
85	CJ Scott	LS	86	Nick Gallo	-	TE	6' 4"	242	Fr.	Richboro, Pa.	Council Rock South
29	Ishmiel Seisay	DB	87	Jacoby Pinckney	-	WR	6' 1"	210	Fr.	Spartanburg, S.C.	Dorman
62	Gabe SESCO	OL	88	Elijah Bowick	-	WR	6' 1"	216	Fr.	Charlotte, N.C.	Myers Park
97	Oscar Shadley	LS	89	Drake Deluliis	1	TE	6' 5"	250	r-So.	Charlotte, N.C.	Providence
16	Darryle Simmons	WR	90	Jaevon Becton	-	DL	6' 4"	255	r-Fr.	Virginia Beach, Va.	Ocean Lakes
94	Nigel Simmons	DL	90	Sam Brooks	-	TE	6' 2"	210	Fr.	Rockville, Va.	Goochland
40	Ben Skinner	LB	91	Oscar Bradburn	2	P	6' 1"	221	Jr.	Sydney, Australia	Sydney Secondary College
80	Kaleb Smith	WR	92	Mark Applegate	-	K	5' 11"	155	Fr.	Fairfax, Va.	Oakton
54	Lecitus Smith	OL	92	Jaden Cunningham	-	DL	6' 2"	306	Jr.	Lithonia, Ga.	Martin Luther King/Hutchison CC
79	Tyrell Smith	OL	93	Brian Johnson	-	K	6' 1"	191	r-Jr.	Washington, D.C.	Gonzaga
30	Caleb Steward	RB	93	Mario Kendricks	-	DL	6' 0"	293	Fr.	Kissimmee, Fla.	Osceola
95	Luke Tenuta	OL	94	Conner Dusenbury	-	WR	6' 0"	175	Fr.	Richmond, Va.	James River
12	Nadir Thompson	DB	94	Nigel Simmons	-	DL	6' 2"	231	r-Fr.	Newport News, Va.	Heritage
34	Alan Tisdale	LB	95	Luke Tenuta	-	OL	6' 7"	315	r-Fr.	Crozet, Va.	Western Albemarle
11	Tré Turner	WR	96	John Parker Romo	-	K	5' 11"	170	Jr.	Peachtree City, Ga.	McIntosh/Tulsa
45	Jacob Van Landingham	WR	96	Norell Pollard	-	DL	6' 0"	265	Fr.	Apopka, Fla.	Wekiva
19	J.R. Walker	DB	97	Keondré Banks	-	WR	5' 11"	185	So.	Raleigh, N.C.	Roanoke Rapids/Tusculum
28	Jermaine Waller	DB	97	Oscar Shadley	1	LS	6' 0"	246	So.	Naples, Fla.	Golden Gate
2	Jeremy Webb	DB	98	Rob Porcher	1	DL	6' 1"	275	r-So.	Orlando, Fla.	Dr. Phillips
24	Terius Wheatley	RB	98	Caleb Quick	-	K	6' 1"	180	r-Fr.	Westfield, Ind.	Guerin Catholic
40	Travis Williams	WR	99	Maxx Philpott	-	DL	6' 0"	297	Fr.	Salem, Va.	Glenvar
5	Ryan Willis	QB	99	Justin Pollock	-	LS	6' 2"	235	Fr.	Amelia County, Va.	Amelia County

PRONUNCIATIONS

RAYSHARD Ashby.RAY-shard
JAEVON Becton.JAY-vahn
Elijah **BOWICK**.BO-wick
CHAMARRI Conner.chuh-MAR-ee
Zion **DEBOSE**.duh-BOZE
Drake **DEIULIIS**.DUEL-ee-is
Silas **DZANSI**.JAN-zee
Caleb **FARLEY**.FAR-lee
Josh **FUGA**.FOO-guh
TyJuan **GARBUTT**.GAR-bit

HEZEKIAH Grimsley.hez-uh-KY-uh
NY'QUEE Hawkins.nye-KEY
JARROD Hewitt.Jared
Dax **HOLLIFIELD**.HOLLY-field
DEVON Hunter.DEVIN
KHALIL Ladler.kuh-LEEL
LOUIS MIHOTA.Looie muh-HOE-tuh
BRION Murray.BREE-on
Jaden **PAYOUTE**.PAY-oot
Jacoby **PINCKNEY**.PINK-knee

Rob **PORCHER**.poor-SHAY
JOVONN Quillen.joe-VAHN
TAYVION Robinson.TAY-vee-on
Oscar **SHADLEY**.SHAD-lee
LECITUS Smith.leh-SEE-tis
TYRELL Smith.tuh-RELL
Luke **TENUTA**.ten-OO-ta
TERIUS Wheatley.TEH-ree-is

ACTIVE STARTS CHART

	2019	Streak	Career
Adams, E. (DL)	1	-	1
Ashby, R. (LB)	6	10	17
Becton, J. (DE)	1	-	1
Belmar, E. (DE)	6	10	17
Bradburn (P/H)	6	32	32
Crawford, D. (DL)	5	-	5
Conner, C. (DB)	6	6	6
Darrisaw, C. (OL)	6	16	18
Deablo, D. (DB)	6	14	17
Dzansi, S. (OL)	6	9	10
Farley, C. (DB)	6	6	18
Floyd, R. (DB)	6	10	29
Garbutt, T. (DL)	4	3	9
Grimsley, H. (WR)	-	-	6
Hazelton, D. (WR)	2	2	11
Harris, J. (OL)	1	-	1
Hewitt, J. (DL)	6	9	16
Hollifield, D. (LB)	6	9	12
Holston, J. (RB)	-	-	2
Hooker, H. (QB)	2	2	2
Hoyt, Z. (OL)	1	-	10
Hudson, B. (OL)	3	3	3
Jackson, T.J. (WR)	1	-	1
Johnson, B. (K)	6	19	21
Keene, D. (TE)	6	31	31
King, K. (RB)	1	-	1
Ladler, K. (DB)	-	-	13
McCleave, D. (RB)	5	3	8
Mitchell, J. (TE)	4	1	5
Nester, D. (OL)	5	5	5
Pollard, N. (DL)	1	1	1
Quillen, J. (DB)	1	-	3
Rivers, D. (LB)	-	-	7
Robinson, T. (WR)	3	1	3
Rodgers, T. (DB)	-	-	3
Shadley, O. (LS)	5	18	18
Smith, L. (OL)	6	7	10
Smith, K. (WR)	4	-	4
Turner, T. (WR)	4	-	9
Waller, J. (CB)	5	5	5
Wheatley, T. (RB)	-	-	2
Willis, R. (QB)	4	-	14

LONGEST ACTIVE STREAKS

- Bradburn - 32
- Keene - 31
- Floyd - 30

CAREER 300-YARD PASSING GAMES

Player	Years	Gms
1. Logan Thomas	2011-13	4
Ryan Willis	2018-	4
3. Jerod Evans	2016	3
Bryan Randall	2001-04	3
5. Michael Brewer	2014-15	2
Sean Glennon	2004-08	2
Josh Jackson	2017-18	2
8. Maurice DeShazo	1990-94	1
Jim Druckenmiller	1993-96	1
Will Furrer	1988-91	1
Tyrod Taylor	2007-10	1

HOOKER WINS FIRST TWO STARTS

- R-So. QB Hendon Hooker started the first two starts of his career at Miami (10/5) and vs. Rhode Island (10/12).
- He went 10 of 20 through the air with three touchdowns. Hooker also found the endzone himself on a 12-yard run in the first quarter at Miami (10/5). Hooker finished the game responsible for 260 yards, four touchdowns and zero turnovers.
- Against Rhode Island (10/12), he accounted for 304 total yards and threw for three more scores, without turning the ball over. Hooker tallied career best with 16 completions and 261 yards through the air.

"TIGHT END UNIVERSITY" SHINES IN SOUTH FLORIDA

- TEs Dalton Keene and James Mitchell were both instrumental in the Hokies' win at Miami (10/5).
- Keene, caught a career best five passes and found the endzone on three occasions. He finished with 73 yards.
- Mitchell caught three passes for 73 yards and scored his first career rushing touchdown, a one-yard sweep in the first quarter.

MCCLEAVE HITTING THE CENTURY MARK

- McCleave ran for 124 yards, a season high vs. Rhode Island (10/12). That mark also tied a career best and was th4 fourth 100-yard game of his career. He ran the ball 12 times, averaging 10.3 yards per attempt.
- RB Deshawn McCleave rushed for 102 yards vs. Duke (9/27), the third 100-yard performance of his career.
- His 45-yard run in the second quarter was the longest run of his career and the Hokies' second-longest run of the season.

HAZELTON GETTING HOT

- WR Damon Hazelton made his 2019 debut at home vs. Duke (9/27). The redshirt junior caught one pass, a 72-yard score in the third quarter, registering his ninth touchdown of his Virginia Tech career.
- That grab tied a career long for him and was the Hokies' longest play from scrimmage this season.
- Hazelton hauled in five passes for 93 yards against Rhode Island (10/12) scoring two touchdowns. It was his first two touchdown game of his career.

KING RUSHES FOR 100-YDS VS. FURMAN

- True freshman RB Keshawn King became the first Hokie to run for 100 yards this season when he registered 119 rushing yards on 12 carries vs. Furman (9/14).
- He also had a 54-yard run at the start of the third quarter, the longest run for Tech this season.
- King is the first Hokie true freshman to run for 100 yards in a game since Marshawn Williams rushed for exactly 100 yards vs. Miami (10/23/14).

YOUNG, TALENTED O-LINE ON DISPLAY VS. ODU

- In the win against Old Dominion (9/7), the Virginia Tech offensive line had four freshmen playing on the offensive line for extended periods of the game.
- Freshman Doug Nester started at right guard and redshirt freshman John Harris started at center.
- In the second half, freshman Bryan Hudson played a significant number of snaps at center and redshirt freshman Luke Tenuta saw extended

time at right tackle.

WILLIS CLIMBING MULTIPLE CHARTS

- QB Ryan Willis' 31 passing TDs at Virginia Tech is tied for seventh in program history with Michael Brewer.
- His 3,455 passing yards ranks 14th all-time at Virginia Tech.
- When factoring in his time at Kansas, Willis has thrown for 5,590 yards in his career.
- Willis' 344 passing yards vs. Boston College (8/31) marked the fourth 300-yard passing game in his career at Virginia Tech.
- 13 games into his career as a Hokie, his four 300-yard performances are tied with Logan Thomas for the most in Virginia Tech history.
- His 344 passing yards vs. BC also pushed him across 3,000 passing yards for his caeer at VT, becoming only the 15th QB in program history to accomplish that feat.

VIRGINIA TECH CAREER LEADERS, TD PASSES

Years	QB	TDs
1. 2010-13	Logan Thomas	53
2. 2001-04	Bryan Randall	48
3. 1991-94	Maurice Deshazo	47
4. 2007-10	Tyrod Taylor	44
5. 1988-97	Will Furrer	43
6. 1993-96	Jim Druckenmiller	34
7. 2018-19	Ryan Willis	32
8. 2014-15	Michael Brewer	31
9. 1978-81	Steve Casey	29
1970-72	Don Strock	29
2016	Jerod Evans	29

LPD RETURNS 9 STARTERS

- The Hokies entered the 2018 season with the youngest defensive two-deep in the ACC. This season, though, experience will be on their side.
- In 2019, defensive coordinator Bud Foster will have nine returning starters, which is tied for the most on his defense since becoming sole defensive coordinator in 1996.
- Of the nine returning starters, six started in 10 or more games in 2018.
- The Hokies had 11 different defensive players make their first career start last season, the most in the FBS.
- Senior Reggie Floyd led the group with 25 career starts entering the 2019 season.

YEAR # STARTERS CAREER STARTS

YEAR	# STARTERS	CAREER STARTS
2019	9	106
2018	3	55
2017	8	160
2016	6	104
2015	8	145
2014	5	106
2013	9	205
2012	9	148
2011	6	72
2010	5	64
2009	6	108
2008	4	69
2007	8	161
2006	5	74
2005	6	110
2004	5	100
2003	9	139
2002	4	84
2001	9	105
2000	3	42
1999	7	112
1998	8	94
1997	5	51
1996	6	122

- Nationally, Tech's nine returning starters on defense ties for the fourth-most in the FBS entering the 2019 season.

Most Returning Defensive Starters - FBS

School	# of Srs.
1. Illinois	10
Texas State	10
UConn	10
4. Virginia Tech	9
Ball State	9
Hawai'i	9
Indiana	9
Ohio State	9
Oregon State	9
SMU	9
Tulsa	9
UCLA	9
Virginia	9

HOKIES RANK AMONG THE FBS' YOUNGEST TEAMS

- More than half of Virginia Tech's roster entering the 2019 season is made up of freshmen. 52.5 percent to be exact.
- That percentage ranks third in the FBS this season.

Most Freshmen on 2019 FBS Rosters

School	Fr.	R-Fr.	Total	Pct.
1. UCLA	43	21	64	53.3
2. Oklahoma State	31	31	62	52.9
3. Virginia Tech	37	26	63	52.5
4. Coastal Carolina	39	24	63	51.6
5. Nebraska	47	31	78	50.9

HOKIES HAVE FEWEST SENIORS IN FBS

- With only five seniors, Virginia Tech enters the 2019 season with the fewest seniors in the FBS.
- Despite the low numbers, all five will almost certainly see the field this season and will contribute.
- The group includes S Reggie Floyd, DB Jovonn Quillen, QB Ryan Willis, DB Ish Seisay and OL Tyrell Smith.

Fewest Seniors on 2019 FBS Rosters

School	No.
1. Virginia Tech	5
2. Texas A&M	6
3. Penn State	10
4. Appalachian State	11
Coastal Carolina	11
6. NC State	12
Rice	12

THE GENESIS OF "BIG PLAY" TRÉ

- Sophomore WR Tré Turner has continued to live up his nickname of "Big Play" Tré in the early goings of the 2019 season.
- 23 of Turner's 38 career receptions have gone for a first down.
- Turner's first eight catches of his career went for first downs.
- In 2018, Turner turned into a key target when the Hokies needed a "money play" - a play resulting in a first down or a touchdown - and he even got his first taste of BeamerBall against Virginia (11/23/18).
- After making an acrobatic, one-handed touchdown catch in the first quarter against UVA, Turner blocked his first career punt on the next UVA possession that was recovered in the end zone for a touchdown.
- His performance against UVA earned him the honor of wearing Frank Beamer's No. 25 vs. Marshall where he turned in a career-high 99 receiving yards on three catches and a 45-yard TD reception.
- His 20.6 yards per reception finished third among FBS true freshmen in 2018.

2018 FBS Leaders - Yds. PC, True Freshmen

Player	YPC
1. Justyn Ross, Clemson	21.7
2. Tré Turner, Virginia Tech	20.6
3. Seth Williams, Auburn	20.5
4. Jaylen Waddle, Alabama	18.8
5. Chatarius Atwell, Louisville	16.9

Teams Under Fuente	2019	Tech	Career
Home	3-1	16-7	31-17
Road	1-1	11-6	21-19
Neutral	0-0	1-4	3-4
Grass	4-1	26-10	31-10
Artificial Turf	0-1	2-8	24-26
Won Coin Toss	1-0	11-7	24-19
Lost Coin Toss	3-2	17-10	31-21
Fuente Teams' Record When ...			
Leading after the 1st quarter	4-1	21-4	37-13
Trailing after the 1st quarter	0-0	3-7	12-20
Tied after the 1st quarter	0-1	5-6	6-7
Leading at halftime	3-0	25-1	45-5
Trailing at halftime	1-2	4-14	9-31
Tied at halftime	0-0	0-2	1-4
Leading after 3rd quarter	4-0	26-3	50-5
Trailing after 3rd quarter	0-2	3-14	4-33
Tied after 3rd quarter	0-0	0-0	1-2
Leading with less than 2:00 to play	3-0	26-1	49-3
Trailing with less than 2:00 to play	0-2	2-16	3-36
Tied with less than 2:00 to play	1-0	1-0	3-1
Scores first	4-1	26-7	37-17
Opponent scores first	0-1	3-10	14-23
Scores 20+ points	4-2	24-13	48-24
Opponent scores 20+ points	2-1	10-15	18-36
Holds opponent to 20 points or less	2-0	19-0	37-2
Game is decided by 3 points or less	0-0	5-0	7-3
Game is decided by 10 points or less	2-1	6-7	12-17
Fuente Teams' Record When ...			
Less than 150 yards rushing	1-2	6-10	11-28
150+ yards rushing	3-0	23-8	43-14
200+ yards passing	2-0	21-13	38-23
300+ yards passing	0-0	7-3	18-8
300+ yards total offense	3-0	26-13	51-26
400+ yards total offense	2-1	17-9	35-14
500+ yards total offense	0-0	6-2	17-3
70+ total plays	0-0	17-12	33-24
80+ total plays	0-1	6-6	17-6
Fuente Teams' Record When ...			
Allowing less than 150 yards rushing	2-0	19-3	40-15
150+ yards rushing	2-2	9-13	14-24
200+ yards passing	1-1	13-8	22-25
300+ yards passing	1-0	5-3	12-12
300+ yards total offense	3-1	16-13	29-33
400+ yards total offense	1-2	8-11	14-22
500+ yards total offense	1-0	4-3	8-8
70+ total plays	2-1	8-7	20-23
80+ total plays	0-0	2-2	10-7
Fuente Teams' Record When ...			
Committing fewer turnovers	1-0	19-2	34-9
Committing more turnovers	1-2	3-15	7-28
Turnovers are the same	1-0	6-0	13-3
Having fewer penalty yards	2-2	18-8	30-14
Having more penalty yards	1-0	10-8	24-25
Penalty yards are even	0-0	0-1	0-1
Leading time of possession	1-1	21-9	36-18
Trailing time of possession	2-1	7-8	18-22
Fuente Teams' High & Low Water Marks ...			
Largest halftime lead	21	38	56
Largest halftime deficit	18	24	28
Highest number of plays	86	95	97
Lowest number of plays	58	47	47
Opponent highest number of plays	89	100	100
Opponent lowest number of plays	58	47	47
Warmest Game Temperature	85°	85°	94°
Coldest Game Temperature	62°	37°	37°
Fuente Teams' For ...			
Day Games	4-1	19-9	31-20
Night Games (5 p.m. kickoff or later)	0-1	10-8	24-20
Games with temperature 49 or below	0-0	5-5	8-8
Games with temperatures in 50s	0-0	4-2	8-7
Games with temperatures in 60s	1-0	5-3	12-7
Games with temperatures in 70s	2-2	12-5	18-10
Games with temperatures in 80s	1-0	3-2	8-5
Games with temperatures in 90s	0-0	0-0	1-3

POWER FIVE WIN LEADERS MOST WINS

1995-Present

1. Ohio State	257
2. Oklahoma	242
3. Florida	238
4. Georgia	234
Virginia Tech	234

BEST ROAD RECORDS

2003-Present

1. Oklahoma	61-14 (.813)
2. Ohio State	59-16 (.786)
3. Georgia	55-19 (.743)
4. Alabama	49-19 (.720)
5. Virginia Tech	56-24 (.709)

MOST 10-WIN SEASONS

1999-Present

1. Oklahoma	16
2. Ohio State	14
Alabama	13
4. Virginia Tech	12
TCU	12

HOKIES' SCORING STREAK

• Virginia Tech has scored in **312** straight games dating back to the 1995 season.

Rk.	School	Years	Games
1.	Florida	1988-	391
2.	Michigan	1984-14	365
3.	BYU	1975-03	361
4.	TCU	1992-	337
5.	Virginia Tech	1995-	314
6.	Air Force	1992-17	306
7.	Georgia	1995-	308
8.	Nebraska	1996-	301
9.	Tennessee	1994-17	289
10.	Ohio State [^]	1993-16	283
11.	Texas	1980-04	282
12.	Boise State	1997-	281
13.	Washington State	1984-08	280
14.	Georgia Tech	1997-	279
15.	Texas Tech	1997-	277
16.	Oklahoma	1998-	274
17.	Washington	1981-04	271
18.	Oregon	1985-07	267
19.	Colorado	1988-08	242
20.	Kansas State	1996-15	234

Bold = active streak
[^] = 13 games vacated by NCAA

TECH QB PLAY ON THE RISE

- Over the last three seasons, Virginia Tech is the only team in the FBS to have three different quarterbacks throw for 20 or more touchdown passes.
- Head coach Justin Fuente came to Virginia Tech with the reputation of molding good quarterbacks, most notably Andy Dalton at TCU and Paxton Lynch at Memphis.
- Along with offensive coordinator/QBs coach Brad Cornelsen, Fuente has lived up to his reputation through three seasons in Blacksburg.
- All three of these single season totals rank in the top 10 in program history.

Virginia Tech Quarterbacks - Last Three Seasons

2016: Jerod Evans - 29 TDs
 2017: Josh Jackson - 20 TDs
 2018: Ryan Willis - 24 TDs

2019 COACHING STAFF BREAKDOWN

- The Virginia Tech coaching staff saw a couple of coaching changes over the offseason with the promotion of Justin Hamilton to safeties coach and the hiring of Jafar Williams as its new wide receivers coach.
- Seven coaches remain from Justin Fuente's first staff at Virginia Tech.
- Of the 11 coaches, four of them - Cornelsen, Mitchell, Shibest, Vice - were on Fuente's staff at Memphis.
- Entering his 24th season as defensive line coach at Virginia Tech, Charley Wiles is now tied for third among the longest tenured active assistant coaches in the FBS.

FORMER PLAYERS BACK HOME

- In his final season as defensive coordinator, Bud Foster will have three of his former players assisting him.
- **Justin Hamilton**, who was promoted to safeties coach from director of player development – defense during the offseason, was a four-year letterwinner for the Hokies from 2002-05.
- As a senior, Hamilton posted 35 tackles, 2.5 tackles for loss and three interceptions, helping lead the Hokies to its second consecutive appearance in the ACC Championship Game and a win over Louisville in the 2006 Gator Bowl.

Continued on page 14...

- **Jack Tyler** enters his second season as a quality control coach for the defense. Tyler, who started his career as a walk-on, was a two-time All-ACC selection at linebacker and he led the Hokies in tackles in back-to-back seasons (2012-13).
- **Pierson Prioleau** (PRAY-low) enters his first season as director of player development – defense. A two-time All-BIG EAST selection, Prioleau was a three-year starter for Foster, totaling 237 career tackles and two touchdowns.

FOUR HOKIES EARN DEGREES DURING OFF-SEASON

- Four Hokies, all expected to be contributors this season, have already earned their undergraduate degrees from Virginia Tech.
- RB Deshawn McCleave is currently working on his Master's degree in consumer studies.

Player	Pos.	Degree Program
Zachariah Hoyt	OL	Accounting
Deshawn McCleave	RB	Human Development
Ish Seisay	LB	Public Relations
Tyrell Smith	OL	Criminology

FOOTBALL IS FAMILY AT VIRGINIA TECH

- While the slogan "This Is Home" has been, it's tagline that rings true within the Virginia Tech football program.
- Since 1965, Tech has had either a father, a son or a brother of a Hokie on the roster.
- While an extensive list, here are the family ties in the Justin Fuente Era alone:

2019

R-Fr. OL Louis Mihota
Brother Vinny Mihota (lettered 2015-18)
 Fr. TE Nick Gallo
Brother Eric Gallo (lettered 2014-17)

2018

DL Vinny Mihota
 OL Kyle Chung
Father Eugene Chung (lettered 1988-91)
 RB Coleman Fox
Father Rich Fox (lettered 1986-89)

2017

DL Vinny Mihota
 OL Kyle Chung
 OL Eric Gallo
 DB Terrell Edmunds
Brother Trey Edmunds (lettered 2013-15)
 LB Tremaine Edmunds
Brother Trey Edmunds (lettered 2013-15)
 OL Connor Kish
 OL Kevin Kish
 DB Deon Newsome
Father Myron Newsome (lettered 1995-96)

2016

DL Vinny Mihota
 OL Kyle Chung
 OL Eric Gallo
 DB Terrell Edmunds
 LB Tremaine Edmunds
 OL Connor Kish
 OL Kevin Kish
 DB Deon Newsome

26 STRAIGHT

AMERICA'S LONGEST ACTIVE BOWL STREAK



HOKIES TOP TEAM OVER PAST 20 SEASONS IN FBS IN-STATE RIVALRY GAMES

Over the past 20 seasons, Virginia Tech has dominated its in-state FBS rival like no other major program. While not an exhaustive list, here is a look at how the Hokies' 19-1 record vs. UVA stacks up over the past 20 years against some other national in-state rivalries.

RECORD	TEAM	RIVAL	RIVALRY/TROPHY	CURRENT WIN STREAK	TEAM
1. 19-1 (.950)	Virginia Tech	Virginia	Commonwealth Cup	15 Games	Virginia Tech
2. 16-4 (.800)	Oklahoma	Oklahoma St.	Bedlam	4 Games	Oklahoma
3. 15-5 (.789)	USC	UCLA	Victory Bell	1 Game	UCLA
4. 15-5 (.750)	Washington	Washington St.	Apple Cup	6 Games	Washington
5. 14-6 (.700)	Oregon	Oregon State	Civil War	2 Games	Oregon
6. 13-7 (.650)	Clemson	South Carolina	The Palmetto Bowl	5 Games	Clemson
7. 13-7 (.632)	Stanford	California	Big Game	9 Games	Stanford
8. 11-10 (.523)	Florida State	Miami	(includes a bowl game)	2 Games	Miami
9. 10-10 (.500)	Auburn	Alabama	Iron Bowl	1 Game	Alabama
10-10 (.500)	Ole Miss	Miss. State	Egg Bowl	1 Game	Mississippi State
10-10 (.500)	Michigan St.	Michigan	Paul Bunyan	1 Game	Michigan
10-10 (.500)	Florida	Florida State	Sunshine Showdown	1 Game	Florida

2019 HONORS

<p>LB Rayshard Ashby Athlon Second-Team All-ACC Phil Steele Second-Team All-ACC Nagurski Award Watch List Pro Football Focus ACC Team of the Week (9/2) ACC Linebacker of the Week (9/2) ACC Linebacker of the Week (10/7)</p> <p>P Oscar Bradburn Athlon Second-Team All-ACC Phil Steele Third-Team All-ACC Ray Guy Award Watch List Ray Guy Great 8 (9/10/19) Ray Guy Great 8 (10/5/19)</p> <p>OL Christian Darrisaw Athlon Second-Team All-ACC Phil Steele Third-Team All-ACC PFF College ACC Team of the Week (10/14/19)</p> <p>OL Silas Dzansi Athlon Fourth-Team All-ACC</p>	<p>DB Reggie Floyd Athlon Fourth-Team All-ACC Phil Steele Second-Team All-ACC Reese's Senior Bowl Watch List</p> <p>WR Damon Hazelton Phil Steele First-Team All-ACC Athlon Second-Team All-ACC Biletnikoff Award Watch List</p> <p>DL Jarrod Hewitt Phil Steele Fourth-Team All-ACC</p> <p>LB Dax Hollifield Athlon Third-Team All-ACC Phil Steele Second-Team All-ACC</p> <p>TE Dalton Keene Athlon Second-Team All-ACC Phil Steele Second-Team All-ACC Mackey Award Watch List John Mackey Tight End of the Week (10/8/19) PFF College ACC Team of the Week (10/8/19) PFF College ACC Team of the Week (10/14/19)</p>	<p>QB Ryan Willis Athlon Fourth-Team All-ACC Phil Steele Third-Team All-ACC Maxwell Award Watch List Unitas Golden Arm Award Watch List</p> <p>CB CALEB FARLEY PFF College ACC Team of the Week (10/8/19)</p> <p>CB JERMAINE WALLER PFF College ACC Team of the Week (10/8/19)</p> <p>DB CHAMARRI CONNER PFF College ACC Team of the Week (10/8/19)</p> <p>RB DESHAWN MCCLEAVE PFF College ACC Team of the Week (10/14/19)</p> <p>OL AUSTIN CANNON PFF College ACC Team of the Week (10/14/19)</p>
--	---	--

HOKIES ON CURRENT NFL ROSTERS

(as of Oct. 15, 2019)

37	CB Greg Stroman (IR)	Washington
76	T Duane Brown	Seattle
36	S Chuck Clark	Baltimore
49	LB Tremaine Edmonds	Buffalo
33	RB Trey Edmonds	Pittsburgh
34	S Terrell Edmonds	Pittsburgh
28	CB Brandon Facyson	L.A. Chargers
84	WR Isaiah Ford	Miami
29	CB Kendall Fuller	Kansas City
23	CB Kyle Fuller	Chicago
73	T Yosuah Nijman (PS)	Green Bay
97	DT Tim Settle	Washington
4	K Joey Slye	Carolina
5	QB Tyrod Taylor	L.A. Chargers
77	G Wyatt Teller	Cleveland
82	TE Logan Thomas	Detroit

PS - Practice Squad
IR - Injured Reserve

NO.1 OVERALL PICKS



MICHAEL VICK

#1 Overall Pick – 2001 NFL Draft

- Four-time Pro Bowl selection
- 143 regular season NFL games (115 starts)
- Most career rushing yards by a QB in NFL history (6,109)
- #7 jersey retired by Virginia Tech

BRUCE SMITH

#1 Overall Pick – 1985 NFL Draft

- Pro Football Hall of Fame – Class of 2009
- NFL's all-time sack leader – 200.0 career
- #78 retired by both Virginia Tech & Buffalo Bills
- Four Super Bowls, 11 Pro Bowls and 9-time All-Pro selection
- Two-time AP NFL Defensive Player of the Year

Hokies in the NFL

NFL DRAFT HISTORY

Tremaine (left) and Terrell Edmonds (right) made history in the 2018 NFL Draft by becoming the only pair of brothers to ever be selected in the first round of the same NFL Draft. Tremaine was the 16th overall selection by Buffalo, while Terrell was introduced by Ryan Shazier as the 28th overall pick by Pittsburgh. Eldest brother, Trey, is a running back for the Pittsburgh Steelers. Draft photos courtesy of the NFL. CB Kendall Fuller (D3-16) entered the NFL with Washington and is in his second season in Kansas City.



FOOTBALL IS FAMILY

Tech's all-time leader scorer (K Joey Slye) and all-time leading receiver (WR Cam Phillips) connected with G Wyatt Teller and the youngest player in NFL history to record an INT (LB Tremaine Edmonds) during the preseason.



2019 TURNOVER SUMMARY

Date	Opponent	Takes	Points Off	Points Gives	Points Off	TO Margin	Points Off Margin
8/31	at Boston College	1	0	5	14	-4	-14
9/7	Old Dominion	0	0	2	0	-2	0
9/14	Furman	2	14	2	7	0	+7
9/27	Duke	0	0	2	14	-2	-14
10/5	at Miami	5	21	0	0	+3	+21
10/12	Rhode Island	0	0	0	0	0	0
10/19	North Carolina	-	-	-	-	-	-
11/2	at Notre Dame	-	-	-	-	-	-
11/9	Wake Forest	-	-	-	-	-	-
11/16	at Georgia Tech	-	-	-	-	-	-
11/23	Pitt	-	-	-	-	-	-
11/29	Virginia	-	-	-	-	-	-
Totals		8	35	11	35	-5	0

LAST MEETING



VIRGINIA TECH	22
NORTH CAROLINA	19

KEENAN STADIUM • CHAPEL HILL, NC • OCT. 13, 2018 • ATT: 50,500

CHAPEL HILL, N.C. – Virginia Tech quarterback Ryan Willis threw a touchdown pass to Dalton Keene with 19 seconds left to lift the Hokies to a 22-19 victory over North Carolina in an ACC game played Saturday night at Kenan Stadium.

With the win, Tech moved to 4-2 on the season, 3-0 in the ACC. North Carolina fell to 1-4 overall, 1-2 in league play.

North Carolina was ready to put the game away, driving to the Tech 1 midway through the fourth quarter. But the Hokies' Tyree Rodgers forced a fumble from North Carolina tailback Michael Carter that Jovonn Quillen recovered at the Tech 2 with 6:13 remaining in the game.

Willis then led Tech on a 98-yard march, with the Hokies converting on third down on four occasions and on fourth down once. The drive ended with Willis connecting with Keene on a 1-yard touchdown with 19 seconds left. The Hokies went for two points and Willis hit Hazelton, giving the Hokies a 22-19 lead.

North Carolina had one final chance, but couldn't advance the ball past midfield.

Willis paced the Tech offense with 309 total yards. He completed 20 of 36 for 221 yards, with two touchdowns and two interceptions. He also rushed for 88 yards on 15 carries.

The Tar Heels finished with 522 yards. Carter led the way, rushing for 165 yards.

SCORING	1	2	3	4	F
Virginia Tech	7	0	7	8	- 22
North Carolina	6	3	7	3	- 19

1st - 13:05 VT Willis 33 yd run (Johnson kick) (4-45, 1:45)

1st - 09:47 NC Jones 33 yd field goal (7-59, 3:18)

1st - 01:11 NC Jones 30 yd field goal (8-34, 2:34)

2nd - 00:49 NC Jones 22 yd field goal (8-62, 3:08)

3rd - 00:49 NC Ratliff 3 yd pass from Elliott (Jones kick) (5-68, 1:30)

3rd - 00:49 VT Savoy 13 yd pass from Willis (Johnson kick) (11-75, 4:45)

4th - 00:49 NC Jones 35 yd field goal (12-62, 5:28)

4th - 00:49 VT Keene 1 yd pass from Willis (Johnson kick) (18-98, 5:54)

TEAM STATS

	VT	NC
First downs	20	21
Rushing yds.	41-154	38-235
Passing yds.	221	287
Punt return yds.	0	51
Passes	20-36-2	22-35-0
Punts-avg.	7-43.0	2-36.5
Fumbles-lost	1-0	4-2
Penalties-yds.	8-59	7-35
Time of poss.	29:25	30:35

INDIVIDUAL STATS

Rushing — VT: Willis 15-88, Peoples 14-41, McCleave 7-14, Patterson 2-11, Holston 2-4, Savoy 1-(-4); NC: Carter 18-165, Fortin 6-44, Williams 7-27, Brown 2-6, Elliott 4-(-1), Team 1-(-6).

Passing — VT: Willis 20-36-2 221; NC: Elliott 11-15-1 147, Fortin 10-18-0 97, Newsome 1-1-0 43, Ratliff 0-1-0 0.

Receiving — VT: Savoy 6-58, Kumah 5-58, Turner 2-38, Hazelton 2-36, Peoples 4-30, Keene 1-1; NC: Tucker 2-123, Newsome 5-53, Williams 3-21, Carter 2-19, Groves 1-18, Jackson 2-16, Ratliff 3-12, Brown 2-12, Corrales 1-7, Brown 1-6.

QUICK FACTS

Location:Blacksburg, Va.
 Founded: 1872
 Enrollment: 31,000+
 President: Dr. Tim Sands
 Director of Athletics: Whit Babcock
 Nickname: Hokies
 Colors: Chicago Maroon & Burnt Orange
 Stadium: Lane Stadium/Worsham Field
 Head Coach: Justin Fuente – 3rd season
 2017 Record: 9-4 (Camping World Bowl)

FOOTBALL HISTORY

All-Time Tech Record (1892- ; 124 seasons)

Overall	748*-474-46
Conference	249-176-21
In Blacksburg	387-118-13
Behind Lane Hall (1892)	1-0-0
Sheib Field (1894-1901)	13-1-0
Gibboney Field (1902-08)	19-2-0
Miles Field (1909-25)	60-3-3
Miles Stadium (1926-64)	67-25-4
Lane Stadium (1965-; 53rd season)	226-87-6
On the road	208-222-14
Neutral sites	153-134-19
Televised games	227-114
Overtime games	7-6
When ranked	167-61-1
Opponent ranked	55-93-1
Both teams ranked	36-30
VT ranked higher	23-11
Opponent ranked higher	13-19

* - includes forfeit by Temple during 1986 season

	Tech	Opp.
Total points scored (Avg.)	26,327 (22)	18,508 (15)
Most Points Scored	99 (1919)	77 (1973)
Shutouts By (last)	249 (2017)	144 (1995)
Largest Margin of Victory	99 (1919)	71 (1973)
Smallest Margin of Victory	1 (2014)	1 (2004)

TECH IN OVERTIME (7-6)

Date	Opp.	Tech	Opp	Result	In
9/19/98	at Miami	27	20	W	OT
11/9/02	at Syracuse	42	50	L	3OT
11/15/03	vs. Michigan	24	23	W	OT
1/3/12	vs. Michigan	20	23	L	OT
9/3/12	GT	20	17	W	OT
11/17/12	at BC	30	23	W	OT
12/28/12	vs. Rutgers	13	10	W	OT
9/21/13	Marshall	29	21	W	3OT
11/16/13	Maryland	24	27	L	OT
11/22/14	at WF	3	6	L	2OT
10/24/15	Duke	43	45	L	4OT
11/21/15	UNC	27	30	L	OT
11/23/18	Virginia	34	31	W	OT

POSITION NOTES

QUARTERBACKS

2 HENDON HOOKER

- QB | 6-4 | 228 | R-So.
Greensboro, N.C. (Dudley)
- Owns a 2-0 record as Tech's starter.
- Completed 16 of 27 passes for 261 yards and three touchdowns vs. Rhode Island (10/12). Also ran for 43 yards.
- Made his first career start at Miami (10/5) and threw for 184 yards and three touchdowns, and ran for 76 yards and one touchdown.
- Completed his first career pass on two attempts for eight yards vs. Duke (9/78).
- Rushed a career-high three times vs. Old Dominion (9/7).
- Played in six games in 2018.
- Tallied two carries at Duke (9/29/18).
- Had a 69-yard TD run, his first score as a Hokie, vs. William & Mary (9/8/18).
- Redshirted in 2017.
- Passed for 6,027 yards and 55 touchdowns and rushed for 2,975 yards with 48 touchdowns at Dudley HS.
- Two-time Associated Press All-State team.
- All-State Player of the Year by NC Preps.
- Two-time state champion.
- Finished his career as Dudley's all-time leading passer.

PASSING STATS

YEAR	GP/GS	EFFIC.	CMP	ATT	PCT.	YDS	TD	LNG	INT
2018	6/0	0	0	0	0	0	0	0	0
2019	5/2	173.17	27	49	55.1	453	6	67	0
TOTALS	11/2	173.17	27	49	55.1	453	6	67	0

RUSHING STATS

YEAR	ATT	YDS	YPC	LNG	TD
2018	4	57	14.3	69	1
2019	38	115	3.0	15	1
TOTALS	42	172	4.1	69	2

CAREER HIGHS

- **Completions** 16 vs. Rhode Island, 10/12/19
- **Attempts** 27 vs. Rhode Island, 10/12/19
- **Passing TDs** 3, 2x; last vs. Rhode Island, 10/12/19
- **Passing Yards** 261 vs. Rhode Island, 10/12/19
- **Rushing Attempts** 16 at Miami, 10/5/19
- **Rushing Yards** 76 at Miami, 10/5/19
- **Rushing TDs** 1, 2x; last at Miami, 10/5/19

5 RYAN WILLIS

- QB | 6-4 | 220 | R-Sr.
Overland Park, Kan. (Bishop Miege/Kansas)
- Started the first four games of 2019.
- Threw for 112 yards including a 72-yard touchdown pass vs. Duke (9/27).
- Completed 17 of 21 passes for 123 yards and a touchdown vs. Furman (9/14).
- Threw for 272 yards and two TDs and ran for a one-yard score vs. Old Dominion (9/7).
- Tied a career high with four touchdown passes and completed 29 passes for 344 yards at Boston College (8/31).
- His 344 passing yards were the second-highest mark of his career.
- Started the final 10 games of the 2018 season.

•Finished third in the ACC with a 2.67 TD-to-INT ratio, fourth in passing yards per game (226.3 ypg), fourth in pass efficiency (138.0) and fifth in total offense (244.8 ypg) in 2018.

- Tech's third-leading rusher with 354 yards and four TDs in 2018.
- Completed 20 of 31 passes for 219 yards and two touchdowns and also ran for a score vs. Cincinnati (12/31/18).
- Threw for four touchdowns, a career high, and completed 18 of 26 passes for 312 yards vs. Marshall (12/1/18).
- Rushed for 41 yards, had a seven-yard TD pass and registered on solo tackle that prevented a potential pick six before halftime vs. Virginia (11/23/18).
- Threw for 281 yards and matched his career high with three TD passes and led the squad with 49 rushing yards vs. Boston College (11/3/18).
- Completed 15 of 22 passes, threw touchdowns of 46 and 41 yards and had a one-yard TD run vs. Georgia Tech (10/25/18).
- Racked up 309 yards of total offense with a 33-yard rushing touchdown and two passing TDs on 20-of-36 passing at North Carolina (10/13/18).
- Engineered a game-winning 98-yard scoring drive, the longest in program history since 1987, against the Heels.
- Threw for 309 yards with two touchdowns on 31-of-52 passing vs. Notre Dame (10/6/18).
- ACC Quarterback of the Week (10/1/18).
- Completed 17 of 27 passes for 332 yards with three TD passes in his first career win as a starter at Duke (9/29/18).
- His 332 passing yards were the most for a QB in his first start at Virginia Tech.
- Came on for an injured Jackson to throw for 131 yards on 9-of-18 passing with a 13-yard touchdown pass at Old Dominion (9/22/18).
- Threw for 64 yards in the air on 4-of-7 passing and scored a seven-yard rushing TD vs. William & Mary (9/8/18).
- Sat out the 2017 season due to NCAA transfer rules.
- Started the final eight games of his freshman season.
- Threw for a Kansas freshman-record 1,719 yards with nine touchdowns.
- Played in seven games as a sophomore with two starts. Threw for 811 yards and three touchdowns.
- Father, Steve, played football at Kansas State.
- Mother, Lois, was an All-American performer in track and field at Iowa State.
- Sister, Lauren, played basketball at Oklahoma.
- Sister, Abby, played basketball at Saint Louis University.

PASSING STATS

YEAR	GP/GS	EFFIC.	CMP	ATT	PCT.	YDS	TD	LNG	INT
2015	10/8	101.0	164	315	52.1	1,719	9	53	10
2016	7/3	116.3	72	117	61.5	811	3	71	7
2018	12/10	138.01	213	364	58.0	2,716	24	67	9
2019	5/4	137.62	69	114	60.5	851	8	72	5
TOTALS	33/25	122.35	518	910	56.9	6097	44	72	31

RUSHING STATS

YEAR	ATT	YDS	YPC	LNG	TD
2015	59	-79	-1.3	23	0
2016	38	-8	-0.2	21	1
2018	113	354	3.1	39	3
2019	35	47	1.3	13	1
TOTALS	245	314	1.3	39	6

CAREER HIGHS

- **Completions** 35 vs. Texas Tech, 10/17/15
- **Attempts** 52 vs. Notre Dame, 10/6/18

- **Passing TDs** 4, 2x; last vs. Boston College, 8/31/19
- **Passing Yards** 348 at TCU, 10/8/16
- **Rushing Attempts** 16 at Pitt, 11/10/18
- **Rushing Yards** 88 at North Carolina, 10/14/18
- **Rushing TDs** 1, 5x; last vs. Old Dominion, 9/7/19

4 QUINCY PATTERSON II

- QB | 6-4 | 245 | R-Fr.
Chicago, Ill. (Solorio Academy)
- Saw his first game action of the 2019 season vs. Duke (9/27) carrying the ball once.
- Saw action in three games in 2018.
- Registered five carries and completed a nine-yard pass at Pitt (11/10/18).
- Had two carries for 10 yards vs. Boston College (11/3/18).
- Rushed for 11 yards on two carries in his first career appearance at North Carolina (10/13/18).
- Quarterback MVP at Nike's The Opening Regional.
- Earned an invitation to participate in Elite 11, the nation's premier quarterback competition, in Beaverton, Oregon.
- Winner of the 2018 Watkins Award, given to the nation's top African-American high school senior male student-athlete.
- Selected to play in the 2018 Blue-Grey All-American Bowl and International Bowl IX.
- Majoring in general engineering.

PASSING STATS

YEAR	GP/GS	EFFIC.	CMP	ATT	PCT.	YDS	TD	LNG	INT
2018	3/0	35.12	1	5	20	9	9	0	0
2019	3/0	0	0	0	0	0	0	0	0
TOTALS	6/0	35.12	1	5	20	9	9	0	0

RUSHING STATS

YEAR	ATT	YDS	YPC	LNG	TD
2018	9	25	2.8	7	0
2019	1	2	2	2	0
TOTALS	10	27	2.7	7	0

CAREER HIGHS

- **Rushing Attempts** 5 at Pittsburgh, 11/10/18
- **Rushing Yards** 11 at North Carolina, 10/13/18

RUNNING BACKS

33 DESHAWN MCCLEAVE

- RB | 5-9 | 190 | R-Jr.
Chesapeake, Va. (Oscar Smith)
- Owns four career 100-yard rushing games including two in 2019.
- Tied his career-high with 124 rushing yards vs. Rhode Island (10/12). Also scored a touchdown.
- Ran for 57 yards and registered the game winning three-yard touchdown at Miami (10/5).
- Rushed 17 times for 102 yards, including a 45-yard rush vs. Duke (9/27).
- Rushed for 24 yards and added a reception vs. Furman (9/14).
- Set a career high with 20 rushing attempts for 64 yards, added a reception vs. Old Dominion (9/7).
- Rushed 13 times for 102 yards, his second career 100-yard rushing game, vs. Cincinnati (12/31/18).
- Had two catches for 57 yards including a career-long 54-yard reception vs. Marshall (12/1/18).
- Ran for 44 yards on seven carries with a two-yard TD run vs. Virginia (11/23/18).
- DNP at Pitt (11/10/18) and vs. Miami (11/17/18).

- Returned two kickoffs for 36 yards at North Carolina (10/13/18).
- Had a one-yard TD run vs. William & Mary (9/8/18).
- Led the Hokies with 77 rushing yards on 13 carries at Florida State (9/3/18).
- Set career-highs with 18 carries and 124 rushing yards vs. Oklahoma State (12/28/17).

CAREER STATS

YEAR	GP/GS	ATT	YDS	YPC	LNG	TD	REC	YDS	YPC	TD
2016	1/0	8	27	3.4	7	0	0	0	0	0
2017	12/1	108	530	4.9	23	3	9	66	7.3	0
2018	11/2	96	433	4.5	27	2	8	96	11.9	0
2019	6/5	84	403	4.8	45	2	4	21	5.3	0
TOTALS	30/8	296	1393	4.7	45	7	21	182	8.7	0

CAREER HIGHS

Rushes	20 vs. Old Dominion, 9/7/19
Rushing Yards	124, 2x; last vs. Rhode Island, 10/12/19
Rushing TDs	1, 7x; last vs. Rhode Island, 10/12/19
Long Rush	45 vs. Duke, 9/28/19
Receptions	2, 2x last vs. Marshall, 12/1/18
Receiving Yards	57 vs. Marshall, 12/1/18
Long Reception	54 vs. Marshall, 12/1/18

35 KESHAWN KING

- RB | 5-11 | 182 | Fr.
Orange Park, Fla. (Oakleaf)

- Hauled in a career-long 40-yard reception vs. Rhode Island (10/12) and rushed six times for 30 yards.
- Ran 12 times for 19 yards at Miami (10/5) and registered a 28-yard kickoff return.
- Rushed for 16 yards vs. Duke (9/27).
- Rushed a career-high 12 times for a career-high 119 yards, including a 54-yard run, the longest of his career vs. Furman. Also caught two passes for 16 yards (9/14).
- Scored his first career rushing touchdown and ran for 23 yards vs. Old Dominion (9/7).
- Played in his first career game, rushing 10 times for 33 yards and making one reception for three yards at Boston College (8/31).
- A four-star recruit according to 247 Sports' composite ranking.
- Ran for nearly 4,800 yards in three seasons at Oakleaf.
- Posted 2,017 rushing yards and 31 total touchdowns as a senior.

CAREER STATS

YEAR	GP/GS	ATT	YDS	YPC	LNG	TD	REC	YDS	YPC	TD
2019	6/1	52	240	4.6	54	1	4	59	14.8	0

CAREER HIGHS

Rushes	12, 2x; last at Miami, 10/5/19
Rushing Yards	119 vs. Furman, 9/14/19
Rushing TDs	1 vs. Old Dominion, 9/7/19
Long Rush	54 vs. Furman, 9/14/19
Receptions	2 vs. Furman, 9/14/19
Receiving Yards	40 vs. Rhode Island, 10/12/19

13 JALEN HOLSTON

- RB | 5-11 | 218 | Jr.
Stockbridge, Ga. (Stockbridge)

- Has missed the last five games after suffering an injury at Boston College (8/31).
- Posted 40 rushing yards on 10 carries vs. Cincinnati (12/31/18).
- Had four carries for 54 yards and a career-long 40-yard rushing touchdown vs. Marshall (12/1/18).

- Carried the ball six times for 33 yards vs. Miami (11/17/18).
- Registered 41 rushing yards on eight carries at Pitt (11/10/18).
- Had five carries for 29 yards with a one-yard TD run vs. Georgia Tech (10/25/18).
- Ran 10 times for 47 yards vs. William & Mary (9/8/18).
- Played in 12 games with one start in 2017.
- Registered 70 carries for 226 yards and three touchdowns.

CAREER STATS

YEAR	GP/GS	ATT	YDS	YPC	LNG	TD	REC	YDS	YPC	TD
2017	12/1	70	226	3.2	14	3	1	-1	-1.0	0
2018	12/1	57	281	4.9	40	2	4	21	2.3	0
2019	1/0	6	19	3.2	10	0	0	0	0.0	0
TOTALS	25/2	133	526	4.0	40	5	5	20	4.0	0

CAREER HIGHS

Rushes	12 vs. Pitt, 11/18/17
Rushing Yards	54 vs. Marshall, 12/1/18
Rushing TDs	1, 5x; last vs. Marshall, 12/1/18
Long Rush	40 vs. Marshall, 12/1/18
Receptions	1, 5x; last vs. Cincinnati, 12/31/18
Receiving Yards	14 vs. Cincinnati, 12/31/18

24 TERIUS WHEATLEY

- RB | 6-0 | 190 | R-Sr.
Ann Arbor, Mich. (Pioneer/Fork Union)

- Registered a career-long 71-yard KO return vs. ODU (9/7).
- Returned four kickoffs for 122 yards including a career long 50-yard return vs. Cincinnati (12/31/18).
- Lined up in the slot to start the game vs. Miami (11/17/18).
- Posted six carries for 33 yards in his first career start at Pitt (11/10/18).
- Rushed for 58 yards on seven carries and scored his first career TD vs. William & Mary (9/8/18).
- Had two carries for 22 yards in his first career game at Florida State (9/3/18).
- Son of Tyrone Wheatley, a former running back at Michigan and 10-year NFL veteran who currently serves as head coach at Morgan State.

CAREER STATS

YEAR	GP/GS	ATT	YDS	YPC	LNG	TD	REC	YDS	YPC	TD
2018	10/2	21	126	6.0	18	1	0	0	0.0	0
2019	4/0	0	0	0	0	0	0	0	0.0	0
TOTALS	14/2	21	126	6.0	18	1	0	0	0.0	0

CAREER HIGHS

Rushes	7 vs. William & Mary, 9/8/18
Rushing Yards	58 vs. William & Mary, 9/8/18
Rushing TDs	1 vs. William & Mary, 9/8/18
Long KO Return	71 vs. Old Dominion, 9/7/19

30 CALEB STEWARD

- RB | 5-11 | 210 | rFr.
Jacksonville, Fla. (Ed White)

- Rushed for a career-high 25 yards vs. Duke (9/27).
- Had his first collegiate carry vs. ODU (9/7).
- Redshirted in 2018.
- Rushed for 805 yards and seven touchdowns in 2017 and was an All-Gateway Conference and a Florida Times-Union Super 24 team selection.

CAREER STATS

YEAR	GP/GS	ATT	YDS	YPC	LNG	TD	REC	YDS	YPC	TD
2018	0	0	0	0	0	0	0	0	0	0
2019	3/0	9	28	3.1	7	0	0	0	0	0

CAREER HIGHS

Rushes	7, vs. Duke, 9/27/19
Rushing Yards	25, vs. Duke, 9/27/19
Rushing TDs	-
Long Rush	7, vs. Duke, 9/27/19
Receptions	-
Receiving Yards	-

WIDE RECEIVERS

14 DAMON HAZELTON

- WR | 6-2 | 215 | R-Jr.
Baltimore, Md. (Franklin/Ball State)

- Caught a career-high two touchdown passes vs. Rhode Island (10/12) and finished with five receptions for 93 yards.
- Made one catch for 29 yards at Miami (10/5).
- Played in his first game of the season vs. Duke (9/27), and caught a 72-yard touchdown pass, tying the longest of his career.
- 2018 Second-Team All-ACC
- Led Tech with 51 catches for 802 yards and eight TDs.
- Had a TD catch in eight of Tech's 13 games in 2018.
- Led the team with six catches for 57 yards vs. Cincinnati (12/31/18).
- Caught five passes for 58 yards vs. Miami (11/17/18).
- Registered a 24-yard TD grab and racked up 51 receiving yards on three catches at Pitt (11/10/18).
- Had a 26-yard TD catch vs. Boston College (11/3/18).
- Finished in a tie for fourth in the ACC with eight receiving TDs.
- Racked up 81 receiving yards on six catches and hauled in a 41-yard TD pass vs. Georgia Tech (10/25/18).
- Caught a touchdown pass in five consecutive games to begin his career at Virginia Tech, tying WR Isaiah Ford's program record.
- Caught 12 passes, matching a career high, for 131 yards and had a TD reception vs. Notre Dame (10/6/18).
- His 12 receptions is tied for third in a single game in program history.
- Had four catches for 65 yards and a 27-yard receiving TD at Duke (9/29/18).
- Racked up 100+ receiving yards for the second straight week as part of a five-catch, one-TD and 154-yard receiving performance at Old Dominion (9/22/18).
- Had four catches for 107 yards, his second career 100-yard receiving game, and caught a 39-yard TD pass vs. William & Mary (9/8/18).
- First catch as a Hokie was a 10-yard TD grab at Florida State (9/3).
- Sat out the 2017 due to NCAA transfer rules, redshirted, and made friends with New York Giants wide receiver Odell Beckham, Jr. while working out with trainer Jamal Liggins in Los Angeles.

CAREER STATS

YEAR	GP/GS	REC	YDS	YPC	LNG	TD
2016	11/7	51	505	9.9	28	4
2018	13/9	51	802	15.7	72	8
2019	4/2	7	194	27.7	72	3
TOTALS	28/18	109	1501	13.8	72	15

CAREER HIGHS

Receptions 12, 2x; last vs. Notre Dame, 10/6/18
Receiving Yards 154 vs. Old Dominion, 9/22/18
Receiving TDs 2 vs. Rhode Island, 10/12/19
Long Reception 72, 2x; last at. ODU, 9/22/18

8 PHIL PATTERSON

• WR | 6-2 | 195 | R-Jr.
 Virginia Beach, Va. (Bayside)

•Caught one pass for nine yards vs. Duke (9/27).
 •Caught three passes for 44 yards with a 13-yard touchdown vs. Old Dominion (9/7).
 •Had three catches for 25 yards vs. Miami (11/17/18).
•Caught two passes for 28 yards and hauled in his first career touchdown at Duke (9/29/18).
 •Caught seven passes for 59 yards against Oklahoma State in the Camping World Bowl (12/28/17).

CAREER STATS

YEAR	GP/GS	REC	YDS	YPC	LNG	TD
2017	5/0	9	88	9.8	22	0
2018	11/0	12	109	9.1	18	1
2019	5/0	6	72	12.0	20	1
TOTALS	21/0	27	269	10.0	22	2

CAREER HIGHS

Receptions 6 at Georgia Tech, 11/11/17
Receiving Yards 82 at Georgia Tech, 11/11/17
Receiving TDs 1, 2x; last vs. Old Dominion, 9/8/19
Long Reception 22 vs. Oklahoma State, 12/28/17

6 HEZEKIAH GRIMSLEY

• WR | 6-0 | 185 | Jr.
 Williamsburg, Va. (Lafayette)

•Caught one pass for nine yards vs. Duke (9/27).
•Caught two passes for 45 yards with a nine-yard TD vs. Old Dominion (9/7).
 •Had a career-long TD reception of 55 yards, totaled four catches for a career high 98 yards at Boston College (8/31).
 •His 31 catches ranked third on the squad in 2018.
 •Caught two passes for 64 yards with a 46-yard TD catch vs. Marshall (12/1/18).
 •Returned vs. Virginia (11/23/18) and recovered a fumble by RB Steven Peoples in the end zone for a touchdown, the first of his career, that tied up the game in the fourth quarter.
 •DNP vs. Miami (11/17/18) due to injury.
 •Led the team with six receptions for 53 yards vs. Boston College (11/3/18).
 •Tallied two catches for 40 yards at Duke (9/29/18).
•Caught three passes for 68 yards vs. William & Mary (9/8/18).
 •Had 63 receiving yards on five catches vs. Oklahoma State (12/28/17).

CAREER STATS

YEAR	GP/GS	REC	YDS	YPC	LNG	TD
2017	12/1	12	139	11.6	26	0
2018	11/5	31	382	12.3	46	1
2019	6/0	7	152	21.7	55	2
TOTALS	29/6	50	673	13.5	55	3

CAREER HIGHS

Receptions 6 vs. Boston College, 11/3/18
Receiving Yards 98 vs. Boston College, 8/31/19
Receiving TDs 1, 3x; last vs. Old Dominion, 9/7/19
Long Reception 55 vs. Boston College, 8/31/19

11 TRÉ TURNER

• WR | 6-2 | 190 | So.
 Greensboro, N.C. (Northwest Guilford)

•Did not play due to injury at Miami (10/5) and vs. Rhode Island (10/12).
 •Caught four passes for 29 yards and a touchdown vs. Furman (9/14), also rushed five times for 68 yards and a touchdown.
 •Had three catches for 60 yards including a 32-yard reception vs. Old Dominion (9/7).
 •Caught a career-high five passes for 49 yards at Boston College (8/31).
 •Finished third on the squad with 535 receiving yards and four TD catches in 2018.
 •Led the Hokies and set a career high with 99 receiving yards on three receptions to go along with 45-yard TD catch vs. Marshall (12/1/18).
•Racked up 112 yards of total offense (43 rushing, 69 receiving), caught a seven-yard TD and blocked a punt that was recovered for a TD vs. Virginia (11/23).
 •Caught four passes for a career-high 80 yards and registered his first career rushing TD on a 20-yard run vs. Miami (11/17/18).
 •Caught a 14-yard TD pass vs. Boston College (11/3/18).
•Had 62 receiving yards on two catches including a 46-yard TD grab, the first of his career, vs. Georgia Tech (10/25/18).
•Caught his first pass, a 26-yard reception, at Florida State (9/3/18).
 •Missed the second half of his high school season due to a shoulder injury.
 •Also played basketball at Northwest Guilford and was the 2016 HSXTRA Player of the Year.
 •Brother, P.J. Hairston, played basketball at North Carolina and was a first-round draft pick of the Charlotte Hornets.

CAREER STATS

YEAR	GP/GS	REC	YDS	YPC	LNG	TD
2018	12/5	26	535	20.6	46	4
2019	4/4	12	138	11.5	32	1
TOTALS	16/9	38	673	17.7	46	5

CAREER HIGHS

Receptions 5 vs. Boston College, 8/31/19
Receiving Yards 99 vs. Marshall, 12/1/18
Receiving TDs 1, 5x; last vs. Furman, 9/14/19
Long Reception 46 vs. Georgia Tech, 10/25/18

80 KALEB SMITH

• WR | 6-2 | 207 | R-Fr.
 Bumpass, Va. (Louisa County)

•Made two receptions for 22 yards vs. Furman (9/14).
•Made his first career start vs. Old Dominion (9/7).
•Played in his first career game at Boston College (8/31), catching four passes for 62 yards and an 11-yard touchdown.
 •Came to Tech as a walk-on, earned a scholarship during 2019 fall camp.
 •Redshirted in 2018.
 •Earned all-district honors twice and was an all-region selection as a defensive back in his high school career.
 •Did not play his senior year due to an injury.
 •Scored seven touchdowns and caught 22 passes for 208 yards to go along with 117 tackles, eight tackles for loss, and three interceptions as a junior.
 •Mother, Kimberly, played basketball at Richmond and

father, James, played football at Richmond.
 •Father was drafted by the Houston Oilers.

CAREER STATS

YEAR	GP/GS	REC	YDS	YPC	LNG	TD
2019	5/4	8	116	14.5	25	1

CAREER HIGHS

Receptions 4 vs. Boston College, 8/31/19
Receiving Yards 62 vs. Boston College, 8/31/19
Receiving TDs 1 vs. Boston College, 8/31/19
Long Reception 25 vs. Boston College, 8/31/19

16 DARRYLE SIMMONS

• WR | 6-2 | 212 | r-Fr.
 Philadelphia, Pa. (St. Joe's Prep)

•Made his first career reception vs. Rhode Island (10/12).
 •Redshirted in 2018.
 •Saw the field vs. William & Mary (9/8) and vs. Marshall (12/1).
 •Earned All-Eastern Pennsylvania honors and helped lead St. Joseph's to the 6A state title in 2016.
 •Participated in Nike's The Opening New York regional showcase in 2016.
 •Major in property management.

CAREER STATS

YEAR	GP/GS	REC	YDS	YPC	LNG	TD
2018	2/0	0	0	0	0	0
2019	3/0	1	0	0	0	0
TOTALS	5/0	1	0	0	0	0

83 TAYVION ROBINSON

• WR | 5-10 | 186 | Fr.
 Virginia Beach, Va. (Cox)

•Leads the team in receptions (23) and receiving yards (245).
 •Had four receptions for 48 yards vs. Rhode Island (10/12).
•Made one catch for seven yards at Miami (10/5).
•Had four catches for 25 yards vs. Duke (9/27).
•Had four catches for 31 yards vs. Furman, also had a 21-yard rush (9/14).
•Had a career-long 32-yard reception vs. Old Dominion. (9/7) and rushed for the first time in his career, finished the game with four catches for 62 yards
•Played and started his first career game at Boston College (8/31), catching six passes for 72 yards and a touchdown.
 •A four-star recruit according to 247 Sports' composite ranking.
 •Earned first-team All-Tidewater accolades in both football and basketball as a junior.
 •Racked up 1,635 total yards as a junior with 21 touchdowns at quarterback, running back and wide receiver.

CAREER STATS

YEAR	GP/GS	REC	YDS	YPC	LNG	TD
2019	6/4	23	245	10.7	32	1

CAREER HIGHS

Receptions 6 vs. Boston College, 8/31/19
Receiving Yards 72 vs. Boston College, 8/31/19
Receiving TDs 1 vs. Boston College, 8/31/19
Long Reception 32 vs. Old Dominion, 9/7/19

TIGHT ENDS

29 DALTON KEENE

• TE | 6-4 | 251 | Jr.

Littleton, Colo. (Chatfield)

•Made five catches for 53 yards and a touchdown vs. Rhode Island (10/12).

•Caught a career-high three touchdowns at Miami (10/5) and tied a career high with five receptions.

•Had two receptions for 14 yards vs. Furman (9/14).

•2018 All-ACC Honorable Mention

•Caught five passes for 20 yards vs. Marshall (12/1/18).

•Had a 45-yard catch on a third down that extended the Hokies' eventual game-tying scoring drive vs. Virginia (11/23/18).

•Registered three receptions for 33 yards and caught a 15-yard TD pass vs. Miami (11/17/18).

•Tied a career high with four catches at Pitt (11/10/18).

•Posted three receptions for 65 yards vs. Boston College (11/3/18).

•Had three catches and 27 receiving yards vs. Georgia Tech (10/25/18).

•Had a game-winning, one-yard touchdown grab at North Carolina (10/13/18).

•Led the team with a career high 82 receiving yards and caught a 67-yard TD pass at Duke (9/29/18).

•Father, Wesley, was a college roommate at Murray State with VT defensive line coach and Keene's co-primary recruiter, Charley Wiles.

CAREER STATS

YEAR	GP/GS	REC	YDS	YPC	LNG	TD
2017	13/12	10	167	16.7	40	0
2018	13/13	28	341	13.4	67	3
2019	6/6	15	153	10.2	26	4
TOTALS	32/31	53	661	12.5	67	7

CAREER HIGHS

Receptions	5, 2x; last at Miami, 10/5/19
Receiving Yards	82 at Duke, 9/29/18
Receiving TDs	3 at Miami, 10/5/19
Long Reception	67 at Duke, 9/29/18

82 JAMES MITCHELL

• TE | 6-3 | 252 | So.

Big Stone Gap, Va. (Union)

•Made one reception for 27 yards vs. Rhode Island (10/12).

•Had a career-high three catches for 75 yards, including a career-long 67-yard catch at Miami (10/5). Also ran for a one-yard touchdown.

•Made two catches for 10 yards vs. Furman (9/14).

Also ran for a three-yard touchdown.

•Had a 20-yard reception vs. Old Dominion (9/7).

•Made first career reception and TD reception at Boston College (8/31), finished with two catches for 22 yards and an 11-yard TD.

•Played in all 13 games in 2018, primarily on special teams.

•Started his first game at tight end vs. Marshall (12/1/18).

•2017 VHSL 2A Offensive Player of the Year.

•Four-time all-state tight end and a USA Today All-Virginia First-Team selection.

•Two-time first-team all-conference pick as a basketball player.

•Mother, Marcia, played basketball at Brown.

•One of the program's three representatives on Virginia

Tech's Student-Athlete Advisory Committee.

CAREER STATS

YEAR	GP/GS	REC	YDS	YPC	LNG	TD
2018	13/1	0	0	0.0	0	0
2019	6/4	9	154	17.1	67	1
TOTALS	19/5	9	154	17.1	67	1

CAREER HIGHS

Receptions	3 at Miami, 10/5/19
Receiving Yards	75 at Miami, 10/5/19
Receiving TDs	1 at Boston College, 8/31/19
Long Reception	67 at Miami, 10/5/19

86 NICK GALLO

• TE | 6-4 | 242 | Fr.

Richboro, Pa. (Council Rock South)

•Played in first career game at Boston College (8/31).

•A three-star recruit according to 247 Sports' composite ranking.

•Guided Council Rock South to a winning season and a first-round 6A playoff appearance.

•Younger brother of former Tech OL Eric Gallo (2014-17).

•Brother PJ played tight end at Maryland.

CAREER STATS

YEAR	GP/GS	REC	YDS	YPC	LNG	TD
2019	5/0	0	0	0.0	0	0

OFFENSIVE LINE

60 SILAS DZANSI

• OL | 6-5 | 321 | R-So.

Woodbridge, Va. (C.D. Hylton/Fork Union)

•Has started all six games at RT in 2019.

•Made his first career start at LT at ODU (9/22/18).

•Made first appearance of the 2018 season vs. William & Mary (9/8).

•Spent the 2016 season at Fork Union Military Academy playing for head coach John Shuman.

CAREER STATS

YEAR	GP/GS
2018	10/4
2019	6/6
TOTALS	16/10

75 ZACHARIAH HOYT

• OL | 6-5 | 305 | R-Jr.

Salem, Va. (Salem)

•Started in the season opener at Boston College (8/31) before suffering an injury in that contest.

•Started seven games at center in 2018.

•Started at left guard at Old Dominion (9/22/18).

•Made his first career start at Florida State (9/3/18).

•Saw playing time in three games in 2017.

•Played at East Carolina (9/16/17), vs. Old Dominion (9/23/17) and vs. North Carolina (10/21/17).

•Has owned two 1993 Subaru Imprezas.

•Majoring in accounting.

CAREER STATS

YEAR	GP/GS
2017	3/0
2018	12/9
2019	2/1
TOTALS	17/10

77 CHRISTIAN DARRISAW

• OL | 6-5 | 311 | So.

Upper Marlboro, Md. (Riverdale Baptist/Fork Union)

•Has started all five games at LT in 2019.

•247 Sports Freshman All-American

•Pro Football Focus National Team of the Week - Week 13

•ESPN Freshman Midseason All-American

•Returned to start his third game at left tackle at Duke (9/29/18).

•DNP at Old Dominion (9/22/18) due to injury.

•Started in his first collegiate game at left tackle at Florida State (9/3/18).

•Played for head coach John Shuman in 2017 at Fork Union Military Academy.

•Senior season at Riverdale Baptist earned him a spot on Team Baltimore in the 2016 Maryland Crab Bowl All-Star Game.

•Born in Petersburg, Virginia.

CAREER STATS

YEAR	GP/GS
2018	12/12
2019	6/6
TOTALS	18/18

54 LECITUS SMITH

• OL | 6-3 | 316 | R-So.

Fitzgerald, Ga. (Fitzgerald)

•Has started all five games at LG in 2019.

•Started vs. Georgia Tech (10/25/18), vs. Boston College (11/3/18) and vs. Cincinnati (12/31/18).

•Registered his first career start at left guard at North Carolina (10/13/18).

•Saw extended time at left guard vs. Notre Dame (10/6/18).

•Redshirted as a true freshman in 2017.

•Came to Blacksburg as a tight end.

•2015 2A first-team all-state by the Atlanta Journal-Constitution.

CAREER STATS

YEAR	GP/GS
2018	11/4
2019	5/5
TOTALS	16/9

52 AUSTIN CANNON

• OL | 6-2 | 323 | R-Jr.

Mechanicsville, Va. (Atlee/Fork Union)

•Played at Boston College (8/31) and at Miami (10/5).
•Came to Tech as a walk-on but earned in a scholarship during 2019 fall camp.

•Played in 12 games in 2018, primarily on special teams.

•Played in three games in 2017.

•Redshirted in 2016.

•Majoring in history.

CAREER STATS

YEAR	GP/GS
2017	3/0
2018	12/0
2019	6/0
TOTALS	21/0

95 LUKE TENUTA

• OL | 6-7 | 315 | R-Fr.
Crozet, Va. (Western Albemarle)

- Wears No. 95 as part of Tech's jumbo package and wears No. 69 in regular situations.
- Played in first career game at Boston College (8/31).
- Redshirted in 2018.
- 2017 VHSL Class 3A all-state pick.
- Racked up 52.5 tackles and 11 tackles for loss at defensive end.
- All-conference, all-district and all-region selection on the offensive line.
- Father, Jon Tenuta, played football at UVA and is currently coaching safeties at Cincinnati.**
- Father has also been a defensive coordinator at multiple programs including Kansas State, Ohio State, North Carolina, Georgia Tech, Notre Dame and Virginia.

CAREER STATS

YEAR	GP/GS
2019	6/0

61 BRYAN HUDSON

• OL | 6-4 | 315 | Fr.
Georgetown, Ky. (Western Albemarle)

- Made his first career start at center vs. Furman (9/14) and also started vs. Duke (9/27), Miami (10/5) and Rhode Island (10/12).
- Played in his first career game vs. Old Dominion (9/7).
- A four-star recruit according to 247 Sports' composite ranking.
- Anchored an offensive line that lead Scott County to back-to-back 11-win seasons
- Was a three-time shot put and a two-time discus state champion.

CAREER STATS

YEAR	GP/GS
2019	5/4

57 JOHN HARRIS

• OL | 6-3 | 303 | R-Fr.
Hoschton, Ga. (Mill Creek)

- Made his first career start vs. Old Dominion (9/7).
- Played at RG and C at Boston College (8/31).
- Redshirted in 2018.
- Saw the field against William & Mary (9/8/18) and Notre Dame (10/6/18).
- All-county, all-region and all-state performer for Mill Creek High School and head coach Shannon Jarvis as a senior.

CAREER STATS

YEAR	GP/GS
2018	2/0
2019	4/1
TOTALS	6/1

71 T.J. JACKSON

• OL | 6-6 | 359 | R-Jr.
Cumberland, Va. (Cumberland)

- Started in the season opener at Boston College (8/31).
- Saw action in 11 games in 2018, primarily on special teams.
- Played in two games in 2017.

- Redshirted in 2016.
- Is a talented musician who can play multiple instruments and was a member of the Virginia Tech Percussion music ensemble.**

CAREER STATS

YEAR	GP/GS
2017	2/0
2018	11/0
2019	4/1
TOTALS	17/1

74 DOUG NESTER

• OL | 6-6 | 315 | Fr.
Huntington, W.Va. (Spring Valley)

- Played and started his first career game vs. Old Dominion (9/7).
- Played for head coach Brad Dingess at Spring Valley High School in Huntington, W.Va.
- A four-star recruit according to 247 Sports' composite ranking.
- Three-time all-state selection
- Also played basketball and threw shot put and discus in track and field.

CAREER STATS

YEAR	GP/GS
2019	5/5

DEFENSIVE LINE

5 JARROD HEWITT

• DL | 6-1 | 288 | R-Jr.
Venice, Fla. (Venice)

- Credited with a quarterback hurry vs. Rhode Island (10/12).
- Made one tackle at Miami (10/5) wearing the Beamer Ball No. 25 jersey.
- Made two tackles vs. Duke (9/27).
- Made four tackles vs. Furman (9/14).
- Finished with a career-high five tackles, 1.0 TFL and a 0.5 sack for his first career sack vs. Old Dominion (9/7).
- Started and made one tackle at Boston College (8/31).
- Started seven games at DT in 2018.
- Returned vs. Miami (11/17/18) and had two tackles and 0.5 TFL.
- DNP vs. Boston College (11/4/18) and at Pitt (11/10/18) due to injury.
- Was a member of Venice High School's weightlifting team and qualified for the state tournament as a junior and senior.**

CAREER STATS

YEAR	GP/GS	UA	A	TTL	TFL-YDS	SCK-YDS	PD	QBH
2017	10/0	6	7	13	2.0-4	0.0-0	0	1
2018	11/10	8	7	13	0.5-2	0.0-0	0	1
2019	6/6	3	10	13	1.0-1	0.5-0	0	2
TOTALS	25/14	17	24	41	3.5-7	0.5-0	0	4

CAREER HIGHS

- Tackles** 5 vs. Old Dominion, 9/7/19
- Tackles for Loss** 1.0, 2x; last vs. Old Dominion, 9/7/19
- Sacks** 0.5 vs. Old Dominion, 9/7/19

8 EMMANUEL BELMAR

• DL | 6-2 | 245 | R-Jr.
Suwanee, Ga. (Collins Hill)

- Made two tackles and had three quarterback hurries vs. Rhode Island (10/12).
- Had a sack at Miami (10/5).
- Made five tackles vs. Duke (9/27).
- Set career highs in tackles, 7, and sacks, 1.5, and tied his career high with 1.5 TFLs vs. Furman (9/14).
- Made a career-high 1.5 TFL and five tackles vs. Old Dominion (9/7).
- Racked up five tackles vs. Cincinnati (12/31/18).
- Had three tackles, 0.5 TFL and recovered the game-sealing fumble in overtime vs. Virginia (11/23/18).**
- DNP at Pitt (11/10/18) due to injury.
- Racked up four tackles and one sack vs. Boston College (11/3/18).
- Had three tackles, a sack and a forced fumble at North Carolina (10/13/18).**
- Posted three solo tackles at Duke (9/29/18).
- Tallied two tackles at Florida State (9/3/18).

CAREER STATS

YEAR	GP/GS	UA	A	TTL	TFL-YDS	SCK-YDS	PD	QBH
2017	10/1	2	2	4	1.0-1	0.0-0	0	2
2018	12/10	15	14	24	4.0-20	2.0-15	0	5
2019	6/6	9	11	20	4.0-18	3.0-16	0	7
TOTALS	27/16	26	27	53	9.0-39	5.0-31	0	14

CAREER HIGHS

- Tackles** 7 vs. Furman, 9/14/19
- Tackles for Loss** 1.5, 2x; last vs. Furman, 9/14/19
- Sacks** 1.5 vs. Furman, 9/14/19

45 TYJUAN GARBUTT

• DL | 6-1 | 238 | R-So.
Fredericksburg, Va. (Riverbend)

- Made four tackles vs. Rhode Island (10/12).
- Made one tackle at Miami (10/5).
- Returned from injury to start at left defensive end vs. Duke (9/27) and set a new career-high with seven tackles, and had 1.5 TFL.
- Started at DE at Boston College (8/31) but left the game due to a shoulder injury.
- Had six tackles vs. Cincinnati (12/31/18).
- Racked up four tackles and a fumble recovery vs. Marshall (12/1/18).
- Tallied four tackles and 1.0 TFL vs. Miami (11/17/18).
- Had 3.0 TFL in his first career start at Pitt (11/10/18).**
- Posted two tackles and 0.5 TFL vs. Notre Dame (10/6/18).
- Had two tackles and 1.0 TFL at Duke (9/29/18).
- Registered his first career sack and racked up three tackles at Florida State (9/3/18).**
- Redshirted in 2017.
- Consensus four-star recruit as rated by ESPN, Scout and 247Sports.

CAREER STATS

YEAR	GP/GS	UA	A	TTL	TFL-YDS	SCK-YDS	PD	QBH
2018	13/5	18	13	31	6.5-29	1.0-8	0	2
2019	4/4	6	6	12	1.5-2	0-0	0	2
TOTALS	17/9	24	19	43	8.0-31	1.0-8	0	4

CAREER HIGHS

- Tackles** 7 vs. Duke, 9/28/19
- Sacks** 1.0 at Florida State, 9/3/18
- Tackles for Loss** 3.0 at Pittsburgh, 11/10/18

90 JAEVON BECTON

• DL | 6-4 | 255 | R-Fr.

Virginia Beach, Va. (Ocean Lakes)

- Made his first career start vs. Old Dominion (9/7).
- Played in first career game and made three tackles at Boston College (8/31).
- Redshirted in 2018.
- Earned first-team all-state and first-team All-USA accolades following his play in 2017.

CAREER STATS

YEAR	GP/GS	UA	A	TTL	TFL-YDS	SCK-YDS	PD	QBH
2019	5/1	2	3	5	0.0-0	0.0-0	0	1

CAREER HIGHS

Tackles 3 vs. Boston College, 8/31/19

36 DASHAWN CRAWFORD

• DL | 6-0 | 290 | Jr.

Bay Springs, Miss. (Bay Springs/Jones County JC)

- Did not play due to injury vs. Rhode Island (10/12).
- Made one tackle at Miami (10/5).
- Set a new career high in tackles with five vs. Duke (9/27).
- Had his first career sack, three tackles and tied his career high with 1.0 TFL vs. Furman (9/14).
- Started first career game vs. Boston College, made three tackles, including one tackle for a loss (8/31).
- Had 38 tackles, 15 TFL and 2.5 sacks at Jones County in 2018.
- Racked up 243 total tackles and 16 sacks in high school.
- Was a second-team all-state selection in 2015 and 2016.
- 2A Defensive Player of the Year as a senior.

CAREER STATS

YEAR	GP/GS	UA	A	TTL	TFL-YDS	SCK-YDS	PD	QBH
2019	4/4	5	7	12	2.0-7	1.0-6	0	1

CAREER HIGHS

Tackles 5 vs. Duke, 9/28/19

Tackles for Loss 1.0, 2x; last vs. Furman, 9/14/19

Sacks 1.0 vs. Furman, 9/14/19

98 ROB PORCHER

• DL | 6-1 | 275 | R-So.

Orlando, Fla. (Dr. Phillips)

- Had a 0.5 sack for a loss of five yards vs. Rhode Island (10/12).
- Had a 0.5 sack, 0.5 TFL and made two tackles vs. Old Dominion (9/7).
- Had 1.0 TFL vs. Virginia (11/23/18).
- Racked up three tackles at Duke (9/29/18).
- Had his first career TFL vs. William & Mary (9/8/18).
- Totalled 104 tackles, 40 tackles for a loss, 17 sacks two fumble recoveries and an interception as a senior at Dr. Phillips.
- Orlando Sentinel's 2016 Defensive Player of the Year.
- Born in Detroit.
- Father, Robert III, played 12 seasons for the Detroit Lions and was a three-time Pro Bowl selection.

CAREER STATS

YEAR	GP/GS	UA	A	TTL	TFL-YDS	SCK-YDS	PD	QBH
2018	11/0	5	8	13	2.0-3	1.0-0	0	0
2019	5/0	1	2	3	1.0-6	1.0-6	0	0
TOTALS	16/0	6	10	16	3.0-9	2.0-7	0	0

CAREER HIGHS

Tackles 3 at Duke, 9/29/18

Tackles for Loss 1.0, 2x; last vs. Virginia, 11/23/18

Sacks 1.0 vs. Virginia, 11/23/18

96 NORELL POLLARD

• DL | 6-0 | 265 | Fr.

Apopka, Fla. (Wekiva)

- Made his first career start vs. Rhode Island (10/12) and had one tackle and one quarterback hurry.
- Had his first career sack and two tackles at Miami (10/5).
- Made one tackle vs. Duke (9/27).
- Made three tackles vs. Old Dominion (9/7).
- Made four tackles in first career game at Boston College (8/31).
- A three-star recruit according to 247 Sports' composite ranking.
- Registered 13.0 sacks as a junior.
- 2017 third-team all-state selection by Florida HS Football.

CAREER STATS

YEAR	GP/GS	UA	A	TTL	TFL-YDS	SCK-YDS	PD	QBH
2019	6/1	3	8	11	1.0-9	1.0-9	0	1

CAREER HIGHS

Tackles 4 vs. Boston College, 8/31/19

Tackles For Loss 1.0 at Miami, 10/5/19

Sacks 1.0 at Miami, 10/5/19

93 MARIO KENDRICKS

• DL | 6-0 | 293 | Fr.

Kissimmee, Fla. (Osceola)

- Had a 0.5 sack for a loss of five yards vs. Rhode Island (10/12).
- Had a sack at Miami (10/5).
- Had a TFL for eight yards vs. Furman (9/14).
- Recorded a 0.5 sack, first of his career, 0.5 TFL and made two tackles vs. Old Dominion (9/7).
- Made two tackles including one for loss in first career game at Boston College (8/31).
- A three-star recruit according to 247 Sports' composite ranking.
- Had 16.0 sacks, an interception and averaged three tackles per game as a junior.
- Enjoys fishing in his spare time.

CAREER STATS

YEAR	GP/GS	UA	A	TTL	TFL-YDS	SCK-YDS	PD	QBH
2019	6/0	5	2	7	4.0-21	2.0-10	0	0

CAREER HIGHS

Tackles 2, 2x; last vs. Old Dominion, 9/7/19

Tackles for Loss 1.0, 3x; last at Miami, 10/5/19

Sacks 1.0 at Miami, 10/5/19

91 JOSH FUGA

• DL | 6-2 | 308 | Fr.

Woodbridge, Va. (Freedom)

- A three-star recruit according to 247 Sports' composite

ranking.

•Named first-team offensive and defensive lineman and the Defensive Player of the Year by InsideNOVA.

•Named Defensive Player of the Year and all-region by UltimateRecruit.com.

CAREER STATS

YEAR	GP/GS	UA	A	TTL	TFL-YDS	SCK-YDS	PD	QBH
2019	0/0	0	0	0	0-0	0-0	0	0

46 ELI ADAMS

• DL | 5-11 | 240 | R-Fr.

Rock Hill, S.C. (South Pointe)

- Made two tackles vs. Rhode Island (10/12).
- Had one tackle at Miami (10/5).
- Had 0.5 TFL for one yard vs. Duke (9/27).
- Made his first career start and made a career-high seven tackles vs. Furman (9/14).
- Recorded his first career TFL and made a tackle vs. Old Dominion (9/7).
- Made first two career tackles at Boston College (8/31).
- Redshirted in 2018.
- Played in three games against Boston College (11/3/18), Virginia (11/23/18) and Marshall (12/1/18).
- Father's cousin, Jeff Burris, was an All-American safety at Notre Dame, a first-round NFL Draft pick of the Buffalo Bills who played 10 seasons in the NFL.

CAREER STATS

YEAR	GP/GS	UA	A	TTL	TFL-YDS	SCK-YDS	PD	QBH
2018	3/0	0	0	0	0-0	0-0	0	0
2019	6/2	3	11	14	1.5-3	0.0-0	0	2
TOTALS	9/2	3	11	14	1.5-3	0.0-0	0	2

CAREER HIGHS

Tackles 7 vs. Furman, 9/14/19

Tackles for Loss 1.0 vs. Old Dominion, 9/7/19

41 JAYLEN GRIFFIN

• DL | 6-1 | 260 | R-So.

Rome, Ga. (Rome)

- Had three tackles, 1.5 sacks and recovered a fumble at Miami (10/5).
- Made three tackles and 0.5 TFL vs. Duke (9/28).
- Made one tackle vs. Furman (9/14).
- Set career-highs in tackles (four), TFLs (1.0) and sacks (1.0) vs. Old Dominion (9/7).
- Made two tackles at Boston College (8/31).
- Played in eight games in 2018.
- Registered a tackle vs. William & Mary (9/8/18).
- Redshirted in 2017.
- First-team 5A All-State by the Georgia Sportswriters.
- Honorable Mention 5A All-State by the Atlanta Journal-Constitution.

CAREER STATS

YEAR	GP/GS	UA	A	TTL	TFL-YDS	SCK-YDS	PD	QBH
2018	8/0	0	1	1	0.0-0	0.0-0	0	0
2019	6/0	6	7	13	3.0-15	2.5-15	0	1
TOTALS	14/0	6	8	14	3.0-15	2.5-15	0	1

CAREER HIGHS

Tackles 4 vs. Old Dominion, 9/7/19

Tackles for Loss 1.5 at Miami, 10/5/19

Sacks 1.5 at Miami, 10/5/19

LINEBACKERS

23 RAYSHARD ASBHJ

- LB | 5-10 | 237 | Jr.
Chesterfield, Va. (L.C. Bird)
- Led the team with eight tackles vs. Rhode Island (10/12).
- Had 11 tackles, 2.0 TFLs and one sack at Miami (10/5).
- Leads Tech with 46 tackles to rank fourth in the ACC. His 8.0 TFL lead the conference.
- Made eight tackles and 1.5 TFL vs. Duke (9/27).
- Made four tackles, had a TFL and a 0.5 sack vs. Furman (9/14).
- Made a team-high 10 tackles vs. Old Dominion (9/7).
- Led Tech with 13 tackles, 3.5 TFL and 1.0 sack at Boston College (8/31).
- 2018 All-ACC Honorable Mention
- Led the team and tied for third in the ACC with 105 total tackles in 2018.
- Tied for second on the squad with 9.5 TFL.
- Was the Hokies' top tackler in six games.
- Led Tech with 15 tackles and had 1.0 TFL and a forced fumble vs. Marshall (12/1/18).
- Had eight tackles and recovered a fumble vs. Virginia (11/23/18).
- Posted 14 tackles and 1.0 TFL vs. Miami (11/17/18).
- Racked up 11 tackles and had his first career sack vs. Georgia Tech (10/25/18).
- Had 11 tackles to lead the team including 1.0 TFL at North Carolina (10/13/18).
- Registered 2.0 TFL for the second time this season vs. Notre Dame (10/6/18).
- Racked up a career-high 15 tackles and had a PBU at Duke (9/29/18).
- Posted nine tackles, a PBU and 1.0 TFL at Old Dominion (9/22/18).
- ACC Linebacker of the Week (9/4/18).
- Posted seven tackles, 2.0 TFL and forced a fumble in his first career start at Florida State (9/3/18).

CAREER STATS

YEAR	GP/GS	UA	A	TTL TFL-YDS	SCK-YDS	INT	BU	PD
2017	13/0	0	0	0.0-0	0.0-0	0	0	0
2018	12/11	57	48	105 9.5-35	1.0-5	0	2	2
2019	6/6	28	26	54 8.0-27	2.5-17	0	1	1
TOTALS	31/17	85	74	159 17.5-62	3.5-22	0	3	3

CAREER HIGHS

- Tackles** 15, 2x; last vs. Marshall, 12/1/18
- Tackles for Loss** 3.5 vs. Boston College, 8/31/19
- Sacks** 1.0, 3x; last at Miami, 10/5/19

4 DAX HOLLIFIELD

- LB | 6-1 | 232 | So.
Shelby, N.C. (Shelby)
- Had five tackles vs. Rhode Island (10/12).
- Made one tackle at Miami (10/5).
- Made four tackles vs. Duke (9/27).
- Made a team-high 10 tackles and forced a fumble vs. Furman (9/14).
- Made eight tackles vs. Old Dominion (9/7).
- Made four tackles at Boston College (8/31).
- Had three tackles and forced a fumble vs. Cincinnati (12/31/18).
- Posted nine tackles vs. Marshall (12/1/18).
- Had six tackles, 1.0 TFL, a pass breakup and a fumble recovery vs. Virginia (11/23/18).

- Racked up six tackles, 1.0 sack and 3.0 TFL vs. Miami (11/17/18).
- Recorded his first career sack at Pitt (11/10/18).
- Started in place of an injured LB Dylan Rivers and posted had 10 tackles vs. Boston College (11/3/18).
- Posted six tackles vs. Georgia Tech (10/25/18).
- Racked up seven tackles and 1.0 TFL at North Carolina (10/13/18).
- Pro Football Focus ACC Team of the Week (10/18/18)
- Tallied two tackles and 0.5 TFL at Duke (9/29/18).
- Had five tackles and 1.5 TFL vs. William & Mary (9/8/18).
- Turned in 150 tackles, 32 tackles for loss, eight sacks, two forced fumbles and one fumble recovery as a senior.
- 2018 U.S. Army All-American.
- 2017 MaxPreps.com All-American.
- Four-time NC Preps All-State selection and the Charlotte Observer's All-Region Defensive Player of the Year.
- Is an avid welder.

CAREER STATS

YEAR	GP/GS	UA	A	TTL TFL-YDS	SCK-YDS	INT	BU	PD
2018	13/6	27	35	62 8.0-35	2.0-15	0	1	1
2019	6/6	8	24	32 0.0-0	0.0-0	0	0	0
TOTALS	19/12	35	59	94 8.0-35	2.0-15	0	1	1

CAREER HIGHS

- Tackles** 10, 2x; last vs. Furman, 9/14/19
- Tackles for Loss** 3.0 vs. Miami, 11/17/18
- Sacks** 1.0, 2x; last vs. Miami, 11/17/18

44 DYLAN RIVERS

- LB | 6-1 | 237 | Jr.
Sherando, Va. (Sherando)
- Made one tackle at Miami (10/5).
- Wore Frank Beamer's No. 25 jersey for the first time in his career vs. Furman (9/14).
- Made one tackle vs. Old Dominion (9/7).
- Had two tackles and registered his first career interception vs. Cincinnati (12/31/18).
- DNP vs. Boston College (11/3/18) and at Pitt (11/10/18) due to injury.
- Posted a sack and three tackles at North Carolina (10/13/18).
- Had two QB hurries, seven tackles and 0.5 TFL at Duke (9/29/18).
- Led the team with nine tackles and had a half sack at Old Dominion (9/22/18).
- Racked up seven tackles in his first career start at Florida State (9/3/18).
- Appeared in seven games on special teams in 2017.
- Recorded two tackles against Oklahoma State in the Camping World Bowl (12/28/17).
- A consensus four-star recruit as rated by ESPN, Scout and 247Sports.
- No. 1 linebacker in Virginia by Scout, the No. 7 player in the state by 247Sports and the No. 14 player in the state by ESPN.

CAREER STATS

YEAR	GP/GS	UA	A	TTL TFL-YDS	SCK-YDS	INT	BU	PD
2017	7/0	2	1	3 0.0-0	0.0-0	0	0	0
2018	10/7	17	18	35 2.0-8	1.5-8	1	1	2
2019	6/0	1	1	2 0-0	0-0	0	0	0
TOTALS	23/7	20	20	40 2.0-8	1.5-8	1	1	2

CAREER HIGHS

- Tackles** 9 at Old Dominion, 9/22/18
- Tackles for Loss** 1.0 at North Carolina, 10/13/18
- Sacks** 1.0 at North Carolina, 10/13/18

34 ALAN TISDALE

- LB | 6-3 | 220 | R-Fr.
Greensboro, N.C. (Page)
- Had his first career sack, a career-high 2.0 TFLs and four tackles vs. Rhode Island (10/12).
- Had a career-high nine tackles at Miami (10/5).
- Had seven tackles and had his first career TFL vs. Duke (9/27).
- Made one tackle vs. Old Dominion (9/7).
- Made five tackles in first career game at Boston College (8/31).
- Redshirted in 2018.
- Accumulated 112 tackles, 17.5 tackles for loss, three sacks and two interceptions as a senior at Page.
- Three-time all-state, all-area and all-conference selection.

CAREER STATS

YEAR	GP/GS	UA	A	TTL TFL-YDS	SCK-YDS	INT	BU	PD
2019	6/0	9	17	26 3.0-11	1.0-9	0	2	2

CAREER HIGHS

- Tackles** 9 at Miami, 10/5/19
- Tackles for Loss** 2.0 vs. Rhode Island, 10/12/19
- Sacks** 1.0 vs. Rhode Island, 10/12/19

15 KESHON ARTIS

- LB | 6-0 | 235 | So.
Chesapeake, Va.. (Oscar Smith)
- Made one tackle vs. Duke (9/27).
- Made one tackle at Boston College (8/31).
- Played in 11 games in 2018.
- Had a key role on special teams.
- Recorded a tackle vs. Marshall (12/1/18).
- Was a two-time first team all-state linebacker and the 2016 6A South Region Player of the Year.
- Family cousin, Kenny Easley, was a five-time Pro Bowl selection with the Seattle Seahawks and was voted into the Pro Football Hall of Fame in 2017.
- Majoring in business information technology.

CAREER STATS

YEAR	GP/GS	UA	A	TTL TFL-YDS	SCK-YDS	INT	BU	PD
2019	4/0	2	0	2 0-0	0-0	0	0	0

CAREER HIGHS

- Tackles** 1, 2x; last vs. Duke, 9/28/19

38 AMARÉ BARNO

- LB | 6-6 | 235 | Jr.
Blythewood, S.C. (Westwood/Butler CC)
- Played for head coach Tim Schaffner at Butler Community College in El Dorado, Kan.
- Tallied 66 tackles, 14 TFL and 4.5 sacks in 2018 at Butler.
- Tallied 91 total tackles (52 solo), 5.5 sacks, two INTs and three forced fumbles in his career.
- Tech's tallest player on the defensive side of the ball.

CAREER STATS

YEAR	GP/GS	UA	A	TTL TFL-YDS	SCK-YDS	INT	BU	PD
2019	0/0	0	0	0 0-0	0-0	0	0	0

DEFENSIVE BACKS

1 REGGIE FLOYD

• DB | 6-0 | 222 | Sr.

Manassas, Va. (Stonewall Jackson)

- Made five tackles vs. Rhode Island (10/12). Was ejected for targeting in the second half.
- Had four tackles and a career-high four pass breakups at Miami (10/5).
- Had eight tackles and 0.5 TFL vs. Duke (9/27).
- Made five tackles and had 0.5 TFL vs. Furman (9/14).
- Made four tackles vs. Old Dominion (9/7).
- Made nine tackles and broke up a pass at Boston College (8/31).
- Ranked second on the squad with 88 total tackles and tied for second with 9.5 TFL in 2018.
- Led the Hokies with eight tackles vs. Cincinnati (12/31/18).
- Had six tackles and 0.5 TFL vs. Virginia (11/23/18).
- Finished second on the team with 11 tackles vs. Miami (11/17/18).
- Posted a team-high six tackles and 1.5 TFL at Pitt (11/10/18).
- Had six tackles and 0.5 TFL vs. Boston College (11/3/18).
- Ranked second on the team with nine tackles at North Carolina (10/13/18).
- Racked up seven tackles and picked off his second pass of the season vs. Notre Dame (10/6/18).
- ACC Defensive Back of the Week (10/1/18).**
- Had eight tackles, 2.5 TFL, an interception and a PBU at Duke (9/29/18).
- Tallied seven tackles and 2.0 TFL vs. William & Mary (9/8/18).**
- Led the Hokies with nine tackles to go along with 2.0 TFL at Florida State (9/3/18).**

CAREER STATS

YEAR	GP/GS	UA	A	TTL	TFL-YDS	SCK-YDS	INT	BU	PD
2016	12/0	0	1	1	0.5-7	0.5-7	0	0	0
2017	13/12	44	28	72	3.0-9	0.0-0	3	1	4
2018	13/13	56	32	80	9.5-17	0.0-0	2	1	3
2019	6/6	19	16	35	1.0-1	0.0-0	0	4	4
TOTALS	44/31	119	77	196	14.0-34	0.5-7	5	6	11

CAREER HIGHS

Tackles	11 vs. Miami, 11/17/18
Tackles for Loss	2.5 at Duke, 9/29/18
Sacks	0.5 vs. East Carolina, 9/24/16
Interceptions	1, 5x; last vs. Notre Dame, 10/6/18
Pass Breakups	3 at Miami, 10/5/19

17 DIVINE DEABLO

• DB | 6-3 | 223 | R-Jr.

Winston-Salem, N.C. (Mount Tabor)

- Had two tackles vs. Rhode Island (10/12).
- Made five tackles, broke up a pass and forced a fumble at Miami (10/5).
- Made seven tackles vs. Duke (9/27).
- Made eight tackles wearing the Beamer No. 25 jersey vs. Old Dominion (9/7).
- Made 10 tackles and 0.5 TFL at Boston College (8/31).
- Posted four tackles and 1.0 TFL wearing the Beamer No. 25 jersey at Pitt (11/10/18).
- Registered a career-high 14 tackles, 1.0 TFL, one pass breakup and a fumble recovery vs. Boston College (11/3/18).**
- Racked up eight tackles and 0.5 TFL vs. Georgia Tech (10/25/18).

- DNP vs. Notre Dame (10/6/18) due to injury.
- DNP at Old Dominion (9/22/18) due to injury.
- Had four tackles and 2.0 TFL at Florida State (9/3/18).
- Played in four games at safety in 2017.
- Suffered an injury vs. Old Dominion (9/23/17) and received a medical hardship waiver.
- Played in all 14 games as a true freshman, making four tackles and forcing a fumble on special teams while working at wide receiver.
- Named after his great-grandfather, an American Indian.**
- First name was intended to "even out" his last name, pronounced like the Spanish word for devil.**

CAREER STATS

YEAR	GP/GS	UA	A	TTL	TFL-YDS	SCK-YDS	INT	BU	PD
2016	14/0	2	2	4	0.0-0	0.0-0	0	0	0
2017	4/0	6	2	8	1.5-6	0.5-5	1	3	4
2018	11/11	35	20	55	4.5-21	0.0-0	0	2	2
2019	6/6	18	17	35	1.5-2	0.0-0	0	1	1
TOTALS	35/17	61	41	102	7.5-29	0.5-5	1	6	7

CAREER HIGHS

Tackles	14 vs. Boston College, 11/3/18
Tackles for Loss	2.0 at Florida State, 9/3/18
Sacks	0.5 at East Carolina, 9/16/17
Interceptions	1, vs. Old Dominion, 9/23/17
Pass Breakups	2 at East Carolina, 9/16/17

26 JOVONN QUILLEN

• DB | 6-0 | 188 | Sr.

Hampton, Va. (Hampton)

- Had five tackles vs. Rhode Island (10/12).
- Made one tackle at Miami (10/5).
- Made one tackle vs. Duke (9/27).
- Made two tackles vs. Furman (9/14).
- Had six tackles vs. Cincinnati (12/31/18).
- Tallied three tackles and a PBU vs. Marshall (12/1/18).
- Had two tackles, a PBU and recovered a blocked punt for a TD, the first of his career, vs. Virginia (11/23/18).**
- Had a career-high eight tackles, 0.5 TFL and a pass breakup vs. Boston College (11/3/18).
- Recovered a fumble in the fourth quarter that set up the game-winning TD drive at North Carolina (10/13/18). Also made a TD-saving tackle after an 80-yard catch earlier in the drive.
- Had six tackles and his first career sack vs. Notre Dame (10/6/18).
- Wore the No. 25 for the second time in his career at Old Dominion (9/22/18).
- Partially blocked a punt wearing Frank Beamer's No. 25 at Virginia (11/24/17).
- Made three tackles on special teams and blocked a punt vs. Pitt (11/18/17).

CAREER STATS

YEAR	GP/GS	UA	A	TTL	TFL-YDS	SCK-YDS	INT	BU	PD
2016	11/0	1	2	3	0.0-0	0.0-0	0	0	0
2017	11/0	3	2	5	0.0-0	0.0-0	0	1	1
2018	12/1	24	15	42	1.5-4	1.0-3	0	4	4
2019	5/1	5	5	10	0-0	0.0-0	0	0	0
TOTALS	40/3	36	24	60	1.5-4	1.0-3	0	5	5

CAREER HIGHS

Tackles	8 vs. Boston College, 11/3/18
Pass Breakups	1, 5x; last vs. Marshall, 12/1/18

3 CALEB FARLEY

• DB | 6-2 | 207 | R-So.

Hickory, N.C. (Maiden)

- Is tied with teammate CB Jermaine Waller for the ACC lead with three INTs.
- Leads the ACC with nine passes defended.
- Made two tackles and broke up a pass vs. Rhode Island (10/12).
- Tied his career-high with two interceptions at Miami (10/5).
- Leads the ACC with eight passes defended.
- Had an interception, one pass breakup and three tackles vs. Furman (9/14).
- Made three tackles vs. Old Dominion (9/7).
- Made four tackles and broke up two passes at Boston College (8/31).
- Named an honorable mention pick for the Mayo Clinic Comeback Player of the Year Award.
- Tallied three tackles and two PBUs vs. Virginia (11/23/18).
- Had four tackles at Pitt (11/10/18).
- Racked up four tackles and two PBUs vs. Boston College (11/4/18).
- Had three tackles, a pass breakup and a 32-yard kick off return at North Carolina (10/13/18).**
- ACC Defensive Back of the Week (9/4/18)**
- Had a sack and two interceptions in his first collegiate game at Florida State (9/3/18).**
- Redshirted in 2017 after suffering a knee injury during fall camp.
- Second team all-state quarterback behind teammate Hendon Hooker.
- His 58 total touchdowns in a single season ranks third in North Carolina history.
- Was a 100-meter state champion in North Carolina.

CAREER STATS

YEAR	GP/GS	UA	A	TTL	TFL-YDS	SCK-YDS	INT	BU	PD
2018	13/12	29	7	36	1.0-2	1.0-2	2	7	9
2019	6/6	9	5	14	0.0-0	0.0-0	3	6	9
TOTALS	19/18	38	12	50	1.0-2	1.0-2	5	13	18

CAREER HIGHS

Tackles	4, 5x; last vs. Boston College, 8/31/19
Tackles for Loss	1.0 at Florida State, 9/3/18
Sacks	1.0 at Florida State, 9/3/18
Interceptions	2, 2x; last at Miami, 10/5/19
Pass Breakups	2, 4x; last vs. Boston College, 8/31/19

18 TYREE RODGERS

• DB | 6-1 | 180 | R-Jr.

Camden, N.J. (Camden Catholic)

- Wore Frank Beamer's No. 25 and made one tackle at Boston College (8/31).
- Had 1.0 TFL vs. Marshall (12/1/18).
- Had three solo tackles at Pitt (11/10/18).
- Posted three tackles and forced a fumble in the fourth quarter at the goal line that set up the game-winning TD drive at North Carolina (10/13/18).
- Had a career-high six tackles in his first career start vs. Notre Dame (10/6/18).**
- Played in seven games as a redshirt freshman, primarily on special teams.

CAREER STATS

YEAR	GP/GS	UA	A	TTL	TFL-YDS	SCK-YDS	INT	BU	PD
2017	7/7	0	0	0	0.0-0	0.0-0	0	0	0
2018	12/3	11	7	18	1.0-3	0.0-0	0	0	0
2019	6/0	1	0	1	0-0	0.0-0	0	0	0
TOTALS	25/3	12	7	19	1.0-3	0.0-0	0	0	0

CAREER HIGHS

Tackles 6 vs. Notre Dame, 10/6/18
Tackles for loss 1.0 vs. Marshall, 12/1/18

7 DEVON HUNTER

• DB | 6-0 | 227 | R-So.

Chesapeake, Va. (Indian River)

- Made one tackle vs. Duke (9/27).
- Made one tackle vs. Furman (9/14).
- Played in four games before redshirting in 2018.
- Made one stop in the season-opener at Florida State (9/3/18).
- Started and recorded five tackles and a sack at Old Dominion (9/22/18).
- Played in 10 games in 2017.
- A five-star recruit as rated by Scout and a four-star by ESPN and 247Sports.
- Rated as the No. 1 safety in the state by Scout and the No. 3 player in the state by ESPN and 247Sports.
- Selected to play in the U.S. Army All-American Bowl.

CAREER STATS

YEAR	GP/GS	UA	A	TTL	TFL-YDS	SCK-YDS	INT	BU	PD
2017	10/0	0	1	1	0.0-0	0.0-0	0	0	0
2018	4/1	4	4	8	1.0-1	1.0-1	0	0	0
2019	6/0	1	1	2	0-0	0.0-0	0	0	0
TOTALS	20/1	5	6	11	1.0-1	1.0-1	0	0	0

CAREER HIGHS

Tackles 5 at Old Dominion, 9/22/18
Tackles for Loss 1.0 at Old Dominion, 9/22/18
Sacks 1.0 at Old Dominion, 9/22/18

22 CHAMARRI CONNER

• DB | 6-0 | 211 | So.

Jacksonville, Fla. (Trinity Christian Academy)

- Leads Tech with 4.0 sacks.
- Had three tackles, a sack (-14 yards) and broke up two passes vs. Rhode Island (10/12).
- Made five tackles, broke up a career-high three passes and forced a fumble at Miami (10/5).
- Made five tackles and broke up a pass vs. Duke (9/27).
- Made a career-high eight tackles and had a sack vs. Furman (9/14).
- Recorded his first career sack, first two career TFLs and made four tackles vs. Old Dominion (9/7).
- Made five tackles in first career start at Boston College (8/31).
- Had four tackles vs. Marshall (12/1/18).
- Wore Frank Beamer's No. 25 at North Carolina (10/13/18).
- Racked up five tackles - including three solo stops - vs. William & Mary (9/8/18).
- Led Trinity Christian Academy to a 9-4 record as at the 5A level as a senior, following four-straight 3A titles.
- A ballhawk safety who tallied 107 tackles, including 58 solo stops, 1.5 sacks, one forced fumble and one fumble recovery.

CAREER STATS

YEAR	GP/GS	UA	A	TTL	TFL-YDS	SCK-YDS	INT	BU	PD
2018	13/0	8	5	13	0.0-0	0.0-0	0	0	0
2019	6/6	22	8	30	5.0-42	4.0-38	0	6	6
TOTALS	19/6	30	13	43	5.0-42	4.0-38	0	6	6

CAREER HIGHS

Tackles 8 vs. Furman, 9/14/19
Tackles for Loss 2.0 vs. Old Dominion, 9/7/19
Sacks 1.0, 4x; last vs. Rhode Island, 10/12/19
Breakups 3 at Miami, 10/5/19

9 KHALIL LADLER

• DB | 5-11 | 190 | R-Jr.

Stone Mountain, Ga. (IMG Academy)

- Made one tackle vs. Duke (9/27).
- Made one tackle vs. Furman (9/14).
- Had a pass breakup, five tackles and forced two fumbles vs. Cincinnati (12/31/18).
- Had a career-high 12 tackles vs. Georgia Tech (10/25/18).
- Had eight tackles and a fumble recovery at North Carolina (10/13/18).
- Led the team with nine tackles and had his first career sack vs. Notre Dame (10/6/18).
- Had six tackles and a pass breakup at Duke (9/29/18).
- Registered four tackles and 1.5 TFL vs. William & Mary (9/8/18).
- Had two tackles, 1.0 TFL, a fumble recovery and a pass breakup at Florida State (9/3/18).

CAREER STATS

YEAR	GP/GS	UA	A	TTL	TFL-YDS	SCK-YDS	INT	BU	PD
2017	13/2	4	8	12	2.0-2	0.0-0	0	1	1
2018	13/11	40	26	66	4.5-16	1.0-8	0	3	3
2019	6/0	1	4	5	0-0	0.0-0	0	0	0
TOTALS	32/13	45	38	83	6.5-18	1.0-8	0	4	4

CAREER HIGHS

Tackles 12 vs. Georgia Tech, 10/25/18
Tackles for Loss 1.5, 2x; last vs. William & Mary, 9/8/18
Pass Breakups 1, 3x; last vs. Notre Dame, 10/6/18

28 JERMAINE WALLER

• DB | 6-1 | 180 | So.

Washington, D.C. (Avalon School)

- Is tied with teammate CB Caleb Farley for the ACC lead with three INTs.
- Had a career-high three pass breakups and made two tackles vs. Rhode Island (10/12).
- Had five tackles, 0.5 sack and a career-high two interceptions at Miami (10/5).
- Made four tackles and 1.0 TFL for three yards vs. Duke (9/27).
- Started and made two tackles vs. Furman (9/14).
- Made his first career start and had a career-high seven tackles and his first career sack vs. Old Dominion (9/7).
- Had first career interception and a career-high six tackles at Boston College (8/31).
- Posted a pass breakup vs. Marshall (12/1/18).
- Forced a fumble at Pitt (11/10/18).
- Had two tackles at Old Dominion (9/22).
- Registered his first career tackle at Florida State (9/3).
- Threw for more than 2,600 yards and 24 touchdowns as a quarterback before at Archbishop Carroll.
- Tallied six interceptions as a junior and was on The

Washington Post's All-Met preseason watch list in 2017.

CAREER STATS

YEAR	GP/GS	UA	A	TTL	TFL-YDS	SCK-YDS	INT	BU	PD
2018	12/0	7	0	7	0.0-0	0.0-0	0	1	1
2019	6/5	20	6	26	2.5-18	1.5-15	3	3	6
TOTALS	18/5	27	6	33	2.5-18	1.5-15	3	4	7

CAREER HIGHS

Tackles 7 vs. Old Dominion, 9/7/19
Tackles for Loss 1.0, 2x; last vs. Duke, 9/28/19
Sacks 1.0 vs. Old Dominion, 9/7/19
Pass Breakups 3 vs. Rhode Island, 10/12/19
Interceptions 2 at Miami, 10/5/19

2 JEREMY WEBB

• DB | 6-4 | 205 | R-Jr.

East Mims, Fla. (Stevenson/ASA College)

- Expected to see playing time after recovering from two separate Achilles tendon tears in 2018.
- 2017 first-team Northeast Football All-Conference at ASA College in Brooklyn.
- Racked up 29 tackles and four pass breakups.
- His older brother, Ego Ferguson, was a defensive lineman at LSU and was a second-round NFL Draft pick of the Chicago Bears.

CAREER STATS

YEAR	GP/GS	UA	A	TTL	TFL-YDS	SCK-YDS	INT	BU	PD
2019	2/0	0	0	0	0-0	0.0-0	0	0	0

27 ARMANI CHATMAN

• DB | 5-11 | 195 | R-Fr.

Virginia Beach, Va. (Bishop Sullivan Catholic)

- Made three tackles at Miami (10/5).
- Made first career tackle at Boston College (8/31).
- Played in two games before redshirting in 2018.
- Saw action against Miami (11/17/18) and Virginia (11/23/18).
- Represented the United States on the U19 National Team in the 2018 International Bowl IX.
- Majoring in criminology.

CAREER STATS

YEAR	GP/GS	UA	A	TTL	TFL-YDS	SCK-YDS	INT	BU	PD
2018	2/0	0	0	0	0.0-0	0.0-0	0	0	0
2019	6/0	2	3	5	0-0	0.0-0	0	0	0
TOTALS	8/0	2	3	5	0.0-0	0.0-0	0	0	0

CAREER HIGHS

Tackles 3 at Miami, 10/5/19

SPECIALISTS

91 OSCAR BRADBURN

• P | 6-1 | 221 | Jr.

Sydney, Australia | Sydney Secondary

- Leads the ACC and ranks fourth in the nation with a 48.4-yard gross punting average.
- Had one punt for 39 yards vs. Rhode Island (10/12).
- Had seven punts for an average of 50.4 yards at Miami (10/5).
- Landed three punts inside the 20-yard line and had a long punt of 53 yards while wearing Frank Beamer's No. 25 jersey vs. Duke (9/27).
- Had three punts 50 yards or more and two inside the

20-yard line vs. Furman (9/14).

•Had two punts 50 yards or more and had the highest gross average of his career, 56.7 yards, vs. Old Dominion (9/7).

•Downed two punts inside the 20-yard line and had a long of 53 yards at Boston College (8/31).

•2018 All-ACC Honorable Mention

•Finished third in the ACC with a 42.6-yard gross punting average and tied for second in the ACC with 23 punts inside the 20 in 2018.

•Had four punts land inside the 20 and averaged 42.4 yards per punt vs. Virginia (11/23/18).

•Booted a career-long 72-yard punt and averaged 45.0 yards per punt vs. Boston College (11/3/18).

•Racked up 301 punting yards, averaged 43.0 yards per punt and placed two punts inside the 20 at North Carolina (10/13/18).

•Averaged 42.0 yards per punt vs. Notre Dame (10/6/18).

•Wore Frank Beamer's No. 25 for the second time in his career at Duke (9/29/18).

•Placed four punts inside the 20 and didn't allow a return at Florida State (9/3/18).

•Allowed only 42 punt return yards in 2017, a total that ranked seventh in the Power Five.

•Placed three punts inside the 20-yard line and averaged 46.5 yards per punt playing in his first American rules football game vs. West Virginia (9/3/18).

•Played Australian Rules Football for Sydney Swans Academy.

•Trained at Pro Kick Australia, a training facility in Melbourne that produced two of the three finalists for the 2016 Ray Guy Award.

CAREER STATS

YEAR	GP	NO.	YDS	AVG	LNG	TB	FC	I20	50+
2017	13	66	2,798	42.4	57	6	32	24	12
2018	13	69	2,940	42.6	72	5	32	23	8
2019	6	26	1,249	48.0	69	2	15	10	13
TOTALS	32	161	6,987	43.4	72	13	79	57	33

CAREER HIGHS

Punts	9 vs. Old Dominion, 9/22/18
Punting Yards	372 vs. West Virginia, 9/3/17
Gross Average	56.7 vs. Old Dominion, 9/7/19
Long Punt	72 vs. Boston College, 11/3/18

93 BRIAN JOHNSON

• K | 6-1 | 191 | R-Jr.

Washington, D.C. (Gonzaga)

•Made both of his field goal attempts and went 4 for 4 on extra points vs. Rhode Island (10/12).

•Went a perfect 6 for 6 on extra points at Miami (10/5).

•Went 1 for 1 on field goals, making a 20-yarder, and was 1 for 1 on extra points vs. Duke (9/28).

•Went 1 for 2 on field goals, making a 35-yarder, and was 3 for 3 on extra points vs. Furman (9/14).

•Went 1 for 2 on field goals, making a 24-yarder, and was 4 for 4 on extra points vs. Old Dominion (9/7).

•Went 4 for 4 on extra points at Boston College (8/31).

•Went 2 for 2 on field goals including the go-ahead 42-yard FG in overtime vs. Virginia (11/23/18).

•Made a career-high three FGs vs. Notre Dame (10/3/18).

•Ranked eighth in the ACC in scoring (8.2 ppg) in 2018.

•Had a career long 45-yard field goal and was 2 for 2 on field goals for the day vs. William & Mary (9/8/18).

•Made a 29-yard field goal and was 3 for 3 on PATs at Florida State (9/3/18)

•Scored his first collegiate points on a point after attempt at East Carolina (9/16/18).

•Made his first career field goal as part of a 2 for 2 day kicking vs. Pitt (11/18/18).

FIELD GOALS

YEAR	GP	M-A	PCT.	20-29	30-39	40-49	50+	LNG	BLKD
2017	5	3-4	75.0	1-1	2-3	0-0	0-0	30	0
2018	13	12-18	66.7	4-4	5-5	3-8	0-1	45	0
2019	6	5-7	71.4	4-4	1-1	0-0	0-2	35	0
TOTALS	24	20-29	69.0	9-9	8-9	3-8	0-3	45	0

EXTRA POINTS

YEAR	M-A	POINTS
2017	5-5	14
2018	44-44	80
2019	22-22	37
TOTALS	71-71	131

96 JOHN PARKER ROMO

• K | 5-11 | 170 | Jr.

Peachtree City, Ga. (McIntosh/Tulsa)

•Kicked off seven times for six touchbacks vs. Rhode Island (10/12).

•Kicked off seven times for four touchbacks at Miami (10/5).

•Kicked off three times for three touchbacks vs. Duke (9/27).

•Kicked off five times for five touchbacks vs. Furman (9/14).

•Kicked off once for 62 yards vs. Old Dominion (9/7).

•Appeared in the season opener at Boston College (8/31).

•Spent this past season at Tulsa.

•Led the No. 1 kickoff coverage unit in the American Athletic Conference.

•Mostly handled kickoffs, averaged 61.1 yards per kick, had 28 touchbacks.

FIELD GOALS

YEAR	GP	M-A	PCT.	20-29	30-39	40-49	50+	LNG	BLKD
2019	6	0-0	0	0-0	0-0	0-0	0-0	0	0

EXTRA POINTS

YEAR	M-A	POINTS
2019	0-0	0

97 OSCAR SHADLEY

• LS | 6-0 | 246 | So.

Naples, Fla. (Golden Gate)

•Played in home opener vs. Old Dominion (9/7).

•Played in season opener at Boston College (8/31).

•Played in all 13 games in 2018 at long snapper.

•Had a tackle on punt coverage vs. Miami (11/17/18).

•Saw his first collegiate action at Florida State (9/3/18).

•Earned first-team all-state, first-team, all-region and U.S. Army All-American honors in 2017.

•Was listed as the top long snapper in the nation, according to Rubio Long Snapping.

•Didn't have a single bad snap on 120 punts, 44 point after attempts and 11 field goals as a senior at Golden Gate.

2019 STATISTICS
OVERALL: 4-2

ACC: 1-2

HOME: 3-1

AWAY: 1-1

NEUTRAL: 0-0

SCHEDULE & RESULTS

DATE	VT (RANK)	OPPONENT (RANK)	TV	LOCATION	TIME/RESULT	ATTEND.	TOP RUSHER	TOP PASSER	TOP RECEIVER	TOP TACKLER
Aug. 31		at Boston College*	ACCN	Chestnut Hill, Mass.	L, 28-35	35,213	Keshawn King (10-33-0)	Ryan Willis (29-47-344-4)	Tayvion Robinson (6-72-1)	Rayshard Ashby (13)
Sept. 7		Old Dominion	ESPNU	Blacksburg, Va.	W, 31-17	57,282	Deshawn McCleese (20-64-0)	Ryan Willis (16-28-272-2)	Tayvion Robinson (4-62-0)	Rayshard Ashby (10)
Sept. 14		Furman	ACCN	Blacksburg, Va.	W, 24-17	52,314	Keshawn King (12-119-0)	Ryan Willis (17-21-123-1)	Tayvion Robinson (4-31-0)	Dax Hollifield (10)
Sept. 27		Duke*	ESPN	Blacksburg, Va.	L, 45-10	59,537	Deshawn McCleese (17-102-0)	Ryan Willis (7-18-112-1)	Tayvion Robinson (4-25-0)	R. Ashby/R. Floyd (8)
Oct. 5		at Miami*	ESPN	Miami Gardens, Fla.	W, 42-35	53,183	Hendon Hooker (16-76-1)	Hendon Hooker (10-20-184-3)	Dalton Keene (5-73-3)	Rayshard Ashby (11)
Oct. 12		Rhode Island	ACCN	Blacksburg, Va.	W, 34-17	51,716	Deshawn McCleese (12-124-1)	Hendon Hooker (16-27-261-3)	Damon Hazelton (5-93-2)	Rayshard Ashby (8)
Oct. 19		North Carolina* (HC)	RSN	Blacksburg, Va.	3:30 PM					
Nov. 2		at Notre Dame	NBC	Notre Dame, Ind.	2:30 PM					
Nov. 9		Wake Forest*		Blacksburg, Va.						
Nov. 16		at Georgia Tech*		Atlanta, Ga.						
Nov. 23		Pitt*		Blacksburg, Va.						
Nov. 29		at Virginia*		Charlottesville, Va.						

Rankings listed (AP/USA Today/CFP Ranking) HC - Homecoming * - ACC Game

TEAM STATISTICS

	HOKIES	OPPONENT
SCORING	169	166
Points Per Game	28.2	27.7
Points Off Turnovers	35	42
FIRST DOWNS	124	118
Rushing	59	45
Passing	54	59
Penalty	11	14
RUSHING YARDAGE	972	874
Yards gained rushing	1154	1075
Yards lost rushing	182	201
Rushing Attempts	250	212
Average Per Rush	3.9	4.1
Average Per Game	162.0	145.7
TDs Rushing	8	11
PASSING YARDAGE	1304	1408
Comp-Att-Int	96-164-5	119-204-6
Average Per Pass	8.0	6.9
Average Per Catch	13.6	11.8
Average Per Game	217.3	234.7
TDs Passing	14	10
TOTAL OFFENSE	2276	2282
Total Plays	414	416
Average Per Play	5.5	5.5
Average Per Game	379.3	380.3
KICK RETURNS: #-Yards	18-340	7-136
PUNT RETURNS: #-Yards	6-39	6-72
INT RETURNS: #-Yards	6-20	5-1
KICK RETURN AVERAGE	18.9	19.4
PUNT RETURN AVERAGE	6.5	12.0
INT RETURN AVERAGE	3.3	0.2
FUMBLES-LOST	7-6	6-2
PENALTIES-Yards	32-281	42-332
Average Per Game	46.8	55.3
PUNTS-Yards	26-1249	26-1082
Average Per Punt	48.0	41.6
Net punt average	43.7	39.3
KICKOFFS-Yards	32-2004	31-1901
Average Per Kick	62.6	61.3
Net kick average	42.0	40.7
TIME OF POSSESSION/Game	29:40	30:20
3RD-DOWN Conversions	43/84	37/92
3rd-Down Pct	51%	40%
4TH-DOWN Conversions	3/5	10/16
4th-Down Pct	60%	62%
SACKS BY-Yards	20-141	12-79
MISC YARDS	0	0
TOUCHDOWNS SCORED	22	21
FIELD GOALS-ATTEMPTS	5-7	6-7
ON-SIDE KICKS	0-1	0-1
RED-ZONE SCORES	(23-24) 96%	(17-23) 74%
RED-ZONE TOUCHDOWNS	(18-24) 75%	(13-23) 57%
PAT-ATTEMPTS	(22-22) 100%	(18-19) 95%
ATTENDANCE	220849	88396
Games/Avg Per Game	4/55212	2/44198
Neutral Site Games		0/0

SCORE BY QUARTERS

	1ST	2ND	3RD	4TH	TOTAL
Virginia Tech	54	28	42	45	169
Opponents	10	69	35	52	166

RUSHING

NAME	GP	ATT	GAIN	LOSS	NET	AVG	TD	LONG	AVG/G
Deshawn McCleese	6	84	417	14	403	4.8	2	45	67.2
Keshawn King	6	52	251	11	240	4.6	1	54	40.0
Hendon Hooker	5	38	165	50	115	3.0	1	15	23.0
Tre Turner	4	7	75	4	71	10.1	1	29	17.8
Ryan Willis	5	35	121	74	47	1.3	1	13	9.4
Tayvion Robinson	6	6	46	6	40	6.7	0	21	6.7
Caleb Steward	3	9	28	0	28	3.1	0	7	9.3
Tahj Gary	1	4	24	0	24	6.0	0	16	24.0
Jalen Holston	1	6	20	1	19	3.2	0	10	19.0
James Mitchell	6	3	5	0	5	1.7	2	3	0.8
Quincy Patterson II	3	1	2	0	2	2.0	0	2	0.7
TEAM	6	5	0	22	-22	-4.4	0	0	-3.7
TOTAL	6	250	1154	182	972	3.9	8	54	162.0
OPPONENTS	6	212	1075	201	874	4.1	11	62	145.7

PASSING

NAME	GP	EFFIC	ATT-CMP-INT	PCT	YDS	TD	LONG	AVG/G
Ryan Willis	5	137.62	69-114-5	60.5	851	8	72	170.2
Hendon Hooker	5	173.17	27-49-0	55.1	453	6	67	90.6
Tayvion Robinson	6	0.00	0-1-0	0.0	0	0	0	0.0
TOTAL	6	147.40	96-164-5	58.5	1304	14	72	217.3
OPPONENTS	6	126.60	119-204-6	58.3	1408	10	58	234.7

RECEIVING

NAME	GP	NO.	YDS	AVG	TD	LONG	AVG/G
Tayvion Robinson	6	23	245	10.7	1	32	40.8
Dalton Keene	6	15	153	10.2	4	26	25.5
Tre Turner	4	12	138	11.5	1	32	34.5
James Mitchell	6	9	154	17.1	1	67	25.7
Kaleb Smith	5	8	116	14.5	1	25	23.2
Damon Hazelton	4	7	194	27.7	3	72	48.5
Hezekiah Grimsley	6	7	152	21.7	2	55	25.3
Phil Patterson	5	6	72	12.0	1	20	14.4
Keshawn King	6	4	59	14.8	0	40	9.8
Deshawn McCleese	6	4	21	5.2	0	9	3.5
Darryle Simmons	3	1	0	0.0	0	0	0.0
TOTAL	6	96	1304	13.6	14	72	217.3
OPPONENTS	6	119	1408	11.8	10	58	234.7

2019 STATISTICS

PUNT RETURNS

NAME	NO.	YDS	AVG	TD	LONG
Hezekiah Grimsley	6	39	6.5	0	25
TOTAL	6	39	6.5	0	25
OPPONENTS	6	72	12.0	0	29

KICKOFF RETURNS

NAME	NO.	YDS	AVG	TD	LONG
Terius Wheatley	9	198	22.0	0	71
Tayvion Robinson	3	64	21.3	0	29
Keshawn King	1	28	28.0	0	28
Caleb Steward	1	4	4.0	0	4
Eli Adams	1	14	14.0	0	14
Deshawn McCleave	1	18	18.0	0	18
Nadir Thompson	1	14	14.0	0	14
Caleb Farley	1	0	0.0	0	0
TOTAL	18	340	18.9	0	71
OPPONENTS	7	136	19.4	0	26

INTERCEPTIONS

NAME	NO.	YDS	AVG	TD	LONG
Caleb Farley	3	-3	-1.0	0	1
Jermaine Waller	3	23	7.7	0	23
TOTAL	6	20	3.3	0	23
OPPONENTS	5	1	0.2	0	1

FUMBLE RETURNS

NAME	NO.	YDS	AVG	TD	LONG
TOTAL	0	0	0.0	0	0
OPPONENTS	0	0	0.0	0	0

PUNTING

NAME	NO.	YDS	AVG	LONG	TB	FC	I20	50+	BLKD
Oscar Bradburn	26	1249	48.0	69	2	15	10	13	0
TOTAL	26	1249	48.0	69	2	15	10	13	0
OPPONENTS	26	1082	41.6	57	1	10	9	4	0

KICKOFFS

NAME	NO.	YDS	AVG	TB	OB	RETN	NET	YDLN
John Parker Romo	23	1472	64.0	18	2	55	42.0	22
Brian Johnson	9	532	59.1	3	1	81	41.8	23
TOTAL	32	2004	62.6	21	3	136	42.0	23
OPPONENTS	31	1901	61.3	12	0	340	40.7	24

FIELD GOALS

FIELD GOAL SEQUENCE BY PLAYER

NAME	FGM-FGA	PCT	01-19	20-29	30-39	40-49	50-99	LG	BLK
Brian Johnson	5-7	71.4	0-0	4-4	1-1	0-0	0-2	35	0

FIELD GOAL SEQUENCE BY GAME

FG SEQUENCE	VIRGINIA TECH	OPPONENTS
Boston College	-	38
Old Dominion	(24),54	(34)
Furman	(35),50	(22)
Duke	(20)	(31)
Miami	-	-
Rhode Island	(22),(22)	(41),(36),(41)
North Carolina		
Notre Dame		
Wake Forest		
Georgia Tech		
Pitt		
Virginia		

Numbers in (parentheses) indicate field goal was made.
Numbers in [brackets] indicate field goal was blocked.

SCORING

NAME	TD	FGS	KICK	RUSH	PAT			SAF	POINTS
					RCV	PASS	DXP		
Brian Johnson	0	5-7	22-22	0-0	0	0-0	0	0	37
Dalton Keene	4	0-0	0-0	0-0	0	0-0	0	0	24
James Mitchell	3	0-0	0-0	0-0	0	0-0	0	0	18
Damon Hazelton	3	0-0	0-0	0-0	0	0-0	0	0	18
Tre Turner	2	0-0	0-0	0-0	0	0-0	0	0	12
Hezekiah Grimsley	2	0-0	0-0	0-0	0	0-0	0	0	12
Deshawn McCleave	2	0-0	0-0	0-0	0	0-0	0	0	12
Phil Patterson	1	0-0	0-0	0-0	0	0-0	0	0	6
Hendon Hooker	1	0-0	0-0	0-0	0	0-0	0	0	6
Ryan Willis	1	0-0	0-0	0-0	0	0-0	0	0	6
Kaleb Smith	1	0-0	0-0	0-0	0	0-0	0	0	6
Tayvion Robinson	1	0-0	0-0	0-0	0	0-0	0	0	6
Keshawn King	1	0-0	0-0	0-0	0	0-0	0	0	6
TOTAL	22	5-7	22-22	0-0	0	0-0	0	0	169
OPPONENTS	21	6-7	18-19	1-1	1	1-1	0	0	166

TOTAL OFFENSE

NAME	G	PLAYS	RUSH	PASS	TOTAL	AVG/G
Ryan Willis	5	149	47	851	898	179.6
Hendon Hooker	5	87	115	453	568	113.6
Deshawn McCleave	6	84	403	0	403	67.2
Keshawn King	6	52	240	0	240	40.0
Tre Turner	4	7	71	0	71	17.8
Tayvion Robinson	6	7	40	0	40	6.7
Caleb Steward	3	9	28	0	28	9.3
Tahj Gary	1	4	24	0	24	24.0
Jalen Holston	1	6	19	0	19	19.0
James Mitchell	6	3	5	0	5	0.8
Quincy Patterson II	3	1	2	0	2	0.7
TEAM	6	5	-22	0	-22	-3.7
TOTAL	6	414	972	1304	2276	379.3
OPPONENTS	6	416	874	1408	2282	380.3

ALL-PURPOSE

NAME	G	RUSH	REC	PR	KOR	IR	TOT	AVG/G
Deshawn McCleave	6	403	21	0	18	0	442	73.7
Tayvion Robinson	6	40	245	0	64	0	349	58.2
Keshawn King	6	240	59	0	28	0	327	54.5
Tre Turner	4	71	138	0	0	0	209	52.2
Terius Wheatley	4	0	0	0	198	0	198	49.5
Damon Hazelton	4	0	194	0	0	0	194	48.5
Hezekiah Grimsley	6	0	152	39	0	0	191	31.8
James Mitchell	6	5	154	0	0	0	159	26.5
Dalton Keene	6	0	153	0	0	0	153	25.5
Kaleb Smith	5	0	116	0	0	0	116	23.2
Hendon Hooker	5	115	0	0	0	0	115	23.0
Phil Patterson	5	0	72	0	0	0	72	14.4
Ryan Willis	5	47	0	0	0	0	47	9.4
Caleb Steward	3	28	0	0	4	0	32	10.7
Tahj Gary	1	24	0	0	0	0	24	24.0
Jermaine Waller	6	0	0	0	0	23	23	3.8
Jalen Holston	1	19	0	0	0	0	19	19.0
Eli Adams	6	0	0	0	14	0	14	2.3
Nadir Thompson	4	0	0	0	14	0	14	3.5
Quincy Patterson II	3	2	0	0	0	0	2	0.7
Caleb Farley	6	0	0	0	0	-3	-3	-0.5
TEAM	6	-22	0	0	0	0	-22	-3.7
TOTAL	6	972	1304	39	340	20	2675	445.8
OPPONENTS	6	874	1408	72	136	1	2491	415.2

2019 STATISTICS

2019 DEFENSIVE STATISTICS

NO.	NAME	GP	TACKLES			TFL/YDS	SACKS NO-YARDS	PASS DEF			FR-YDS	FF	BLKD KICK	SAFETY
			SOLO	AST	TOTAL			INT-YDS	BRUP	QBH				
23	Rayshard Ashby	6	28	26	54	8.0-27	2.5-17	.	1	1	.	.	.	
17	Divine Deablo	6	18	17	35	1.5-2	.	.	1	1	.	1	.	
1	Reggie Floyd	6	19	16	35	1.0-1	.	.	4	1	.	.	.	
4	Dax Hollifield	6	8	24	32	5	.	1	.	
22	Chamarri Conner	6	22	8	30	5.0-42	4.0-38	.	6	5	.	1	.	
28	Jermaine Waller	6	20	6	26	2.5-18	1.5-15	3-23	3	
34	Alan Tisdale	6	9	17	26	3.0-11	1.0-9	.	2	1	.	.	.	
8	Emmanuel Belmar	6	9	11	20	4.0-18	3.0-16	.	.	7	.	.	.	
46	Eli Adams	6	3	11	14	1.5-3	.	.	.	2	.	.	.	
3	Caleb Farley	6	9	5	14	.	.	3--3	6	
5	Jarrold Hewitt	6	3	10	13	1.0-1	0.5-0	.	.	2	.	.	.	
41	Jaylen Griffin	6	6	7	13	3.0-15	2.5-15	.	.	1	1-0	.	.	
36	DaShawn Crawford	5	5	7	12	2.0-7	1.0-6	.	1	1	1-0	.	.	
45	TyJuan Garbutt	4	6	6	12	1.5-2	.	.	.	2	.	.	.	
96	Norell Pollard	6	3	8	11	1.0-9	1.0-9	.	.	1	.	.	.	
26	Jovonn Quillen	5	5	5	10	
93	Mario Kendricks	6	5	2	7	4.0-21	2.0-10	
90	Jaevon Becton	5	2	3	5	1	.	.	.	
27	Armani Chatman	6	2	3	5	
9	Khalil Ladler	6	1	4	5	
98	Rob Porcher	5	1	2	3	1.0-6	1.0-6	
25	Devon Hunter	6	1	1	2	
44	Dylan Rivers	6	1	1	2	
15	Keshon Artis	4	2	.	2	
60	Silas Dzansi	6	1	.	1	
18	Tyree Rodgers	6	1	.	1	
37	Brion Murray	5	.	1	1	
83	Tayvion Robinson	6	1	.	1	
TOTAL		6	191	201	392	40-183	20-141	6-20	24	31	2-0	3	.	
OPPONENTS		6	219	222	441	34.0-131	12-79	5-1	14	13	6-0	4	.	

RUSHING TACKLES

NAME	TOTAL
Rayshard Ashby	32
Dax Hollifield	20
Reggie Floyd	18
Divine Deablo	18
Alan Tisdale	15
Emmanuel Belmar	15
Eli Adams	13
Jermaine Waller	12
Jarrold Hewitt	11
DaShawn Crawford	10
Jaylen Griffin	10
Chamarri Conner	10
TyJuan Garbutt	9
Norell Pollard	9
Caleb Farley	8
Jaevon Becton	5
Jovonn Quillen	3
Mario Kendricks	3
Keshon Artis	2
Armani Chatman	1
Rob Porcher	1
Brion Murray	1
Devon Hunter	1
Khalil Ladler	1
Tayvion Robinson	1
TOTALS	229

PASSING TACKLES

NAME	TOTAL
Rayshard Ashby	19
Reggie Floyd	16
Divine Deablo	14
Chamarri Conner	14
Dax Hollifield	11
Jermaine Waller	11
Alan Tisdale	9
Caleb Farley	6
Jovonn Quillen	5
TyJuan Garbutt	3
Armani Chatman	2
Khalil Ladler	2
Norell Pollard	1
Jarrold Hewitt	1
Devon Hunter	1
Emmanuel Belmar	1
DaShawn Crawford	1
Mario Kendricks	1
TOTALS	118

HOKIES ON COIN FLIPS
Virginia Tech is 1-4 in coin tosses this season.

GAME	FLIP	SCORE
Boston College	LOST	L, 28-35
Old Dominion	LOST	W, 31-17
Furman	LOST	W, 24-17
Duke	LOST	L, 45-10
Miami	WON	W, 42-35
Rhode Island	LOST	W, 34-17
North Carolina		
Notre Dame		
Wake Forest		
Georgia Tech		
Pitt		
Virginia		

SPECIAL TEAMS TACKLES

NAME	T	KO	PUNT
Jovonn Quillen	2	1	1
Dylan Rivers	2	1	1
Divine Deablo	2	1	1
Armani Chatman	2	0	2
Khalil Ladler	2	1	1
Chamarri Conner	1	0	1
Tyree Rodgers	1	1	0
Jermaine Waller	1	1	0
Alan Tisdale	1	1	0
Eli Adams	1	1	0
Reggie Floyd	1	0	1
TOTALS	16	8	8

HOKIES ON OPENING OFFENSIVE DRIVES

GAME	1ST HALF	2ND HALF
Boston College	Punt	Punt
Old Dominion	TOUCHDOWN	TOUCHDOWN
Furman	Punt	TOUCHDOWN
Duke	Punt	Punt
Miami	TOUCHDOWN	Punt
Rhode Island	FIELD GOAL	TOUCHDOWN
North Carolina		
Notre Dame		
Wake Forest		
Georgia Tech		
Pitt		
Virginia		

HOKIES ON OPENING DEFENSIVE SERIES

GAME	1ST HALF	2ND HALF
Boston College	Punt	Punt
Old Dominion	FIELD GOAL	Punt
Furman	Punt	Punt
Duke	Punt	Punt
Miami	Interception	TOUCHDOWN
Rhode Island	Punt	TOUCHDOWN
North Carolina		
Notre Dame		
Wake Forest		
Georgia Tech		
Pitt		
Virginia		

2019 STATISTICS

BIG PLAYS (MORE THAN 20 YARDS)

20-YARD PLUS PLAYS

YDS	TYPE	PLAYER(S)	OPPONENT
*72	Pass	Damon Hazelton from Ryan Willis	Duke
71	KR	Terius Wheatley	Old Dominion
67	Pass	James Mitchell from Hendon Hooker	Miami
*55	Pass	Hezekiah Grimsley from Ryan Willis	Boston College
54	Rush	Keshawn King	Furman
45	Rush	Deshawn McCleese	Duke
40	Pass	Keshawn King from Hendon Hooker	Rhode Island
*37	Pass	Damon Hazelton from Hendon Hooker	Rhode Island
36	Pass	Hezekiah Grimsley from Ryan Willis	Old Dominion
32	Pass	Tayvion Robinson from Ryan Willis	Old Dominion
32	Pass	Tre Turner from Ryan Willis	Old Dominion
31	Pass	Tayvion Robinson from Hendon Hooker	Rhode Island
*29	Rush	Tre Turner	Furman
29	KR	Tayvion Robinson	Boston College
29	Pass	Damon Hazelton from Hendon Hooker	Miami
28	KR	Keshawn King	Miami
27	Pass	James Mitchell from Hendon Hooker	Rhode Island
26	Pass	Damon Hazelton from Hendon Hooker	Rhode Island
26	Rush	Deshawn McCleese	Miami
26	Pass	Dalton Keene from Hendon Hooker	Miami
25	KR	Terius Wheatley	Duke
25	PR	Hezekiah Grimsley	Duke
25	Pass	Kaleb Smith from Ryan Willis	Boston College
25	Rush	Deshawn McCleese	Rhode Island
25	Rush	Deshawn McCleese	Rhode Island
24	Pass	Hezekiah Grimsley from Ryan Willis	Boston College
23	INT	Jermaine Waller	Miami
22	Pass	Kaleb Smith from Ryan Willis	Boston College
22	Pass	Kaleb Smith from Ryan Willis	Furman
22	KR	Terius Wheatley	Old Dominion
21	Rush	Deshawn McCleese	Rhode Island
21	Rush	Deshawn McCleese	Old Dominion
21	Rush	Tayvion Robinson	Furman
20	Pass	Tre Turner from Ryan Willis	Old Dominion
20	Pass	James Mitchell from Ryan Willis	Old Dominion
*20	Pass	Tayvion Robinson from Ryan Willis	Boston College
20	KR	Terius Wheatley	Duke
20	Pass	Phil Patterson from Ryan Willis	Old Dominion
*20	Pass	Dalton Keene from Hendon Hooker	Miami

* touchdown scored on play

VT LONG PLAYS BY THE NUMBERS

LONG PLAYS BY YARDS	NO.	TD
100+	0	0
90-99	0	0
80-89	0	0
70-79	2	1
60-69	1	0
50-59	2	1
40-49	2	0
30-39	5	1
20-29	27	3

LONG PLAYS BY TYPE	NO.	TD
Rushing	9	1
Passing	22	5
Punt returns	1	0
Kick returns	6	0
Interceptions	1	0
Fumble returns	0	0
Other	0	0
TOTAL	39	6

20-YARD PLUS BY PLAYER

PLAYER	NO.	TD	R	P	KR	PR	IR	FR
Deshawn McCleese	6	0	6	0	0	0	0	0
Tayvion Robinson	5	1	1	3	1	0	0	0
Damon Hazelton	4	2	0	4	0	0	0	0
Hezekiah Grimsley	4	1	0	3	0	1	0	0
Terius Wheatley	4	0	0	0	4	0	0	0
Tre Turner	3	1	1	2	0	0	0	0
James Mitchell	3	0	0	3	0	0	0	0
Keshawn King	3	0	1	1	1	0	0	0
Kaleb Smith	3	0	0	3	0	0	0	0
Dalton Keene	2	1	0	2	0	0	0	0
Jermaine Waller	1	0	0	0	0	0	1	0
Phil Patterson	1	0	0	1	0	0	0	0
TOTAL	39	6	9	22	6	1	1	0

VIRGINIA TECH'S LONGEST PLAYS OF THE YEAR

Rushing	54	Keshawn King vs Furman (9/14/2019)
Rushing TD	29	Tre Turner vs Furman (9/14/2019)
Passing	72	Damon Hazelton from Ryan Willis vs Duke (9/27/2019)
Passing TD	72	Damon Hazelton from Ryan Willis vs Duke (9/27/2019)
Punt Return	25	Hezekiah Grimsley vs Duke (9/27/2019)
Kick Return	71	Terius Wheatley vs Old Dominion (9/7/2019)
INT Return	23	Jermaine Waller vs Miami (10/5/2019)
Fumble Return		
Punt	69	Oscar Bradburn vs Old Dominion (9/7/2019)
Field Goal	35	Brian Johnson vs Furman (9/14/2019)

MONEY PLAYS (PLAYS RESULTING IN A 1ST DOWN OR TD)

RUSHERS	1ST	TD	NO.	ATT
Deshawn McCleese	13	2	15	84
Keshawn King	13	1	14	52
Hendon Hooker	12	1	12	34
Ryan Willis	11	1	12	27
Tre Turner	3	1	3	7
Tayvion Robinson	2	0	2	6
Caleb Steward	2	0	2	9
Jalen Holston	2	0	2	6
James Mitchell	0	2	2	3
Tahj Gary	1	0	1	4
TOTALS	59	8	65	238

1st DOWN TOTALS 10 5 15 110

2nd DOWN TOTALS 24 1 25 88

3rd DOWN TOTALS 22 2 22 36

4th DOWN TOTALS 3 0 3 4

RECEIVERS	1ST	TD	NO.	ATT
Tayvion Robinson	12	1	12	23
Dalton Keene	7	4	9	15
Kaleb Smith	7	1	7	8
James Mitchell	7	1	7	9
Tre Turner	6	1	7	12
Hezekiah Grimsley	5	2	6	7
Damon Hazelton	4	3	5	7
Phil Patterson	3	1	3	6
Keshawn King	2	0	2	4
Deshawn McCleese	1	0	1	4
TOTALS	54	14	59	96

1st DOWN TOTALS 17 5 20 36

2nd DOWN TOTALS 17 6 18 33

3rd DOWN TOTALS 20 3 21 27

4th DOWN TOTALS 0 0 0 0

DRIVE START AVERAGES

OBTAINED	HOKIES		OPPONENTS	
	#	AVG	#	AVG
Kickoff	32	26.2	33	26.0
Punt	26	26.8	26	25.0
Field goal	1	21.0	2	34.0
Fumble	2	77.0	6	66.3
Interception	6	31.7	5	40.0
Downs	5	35.6	2	51.0
All drives	72	28.9	74	30.8

2019 STATISTICS

SUPERLATIVES

MOST BY A HOKIE...

Rushes	20	Deshawn McCleese vs Old Dominion (Sep 07, 2019)
Yards Rushing	124	Deshawn McCleese vs Rhode Island (Oct 12, 2019)
TD Rushes	1	Keshawn King vs Old Dominion (Sep 07, 2019)
		Ryan Willis vs Old Dominion (Sep 07, 2019)
		James Mitchell vs Furman (Sep 14, 2019)
		Tre Turner vs Furman (Sep 14, 2019)
		Deshawn McCleese at Miami (Oct 05, 2019)
		James Mitchell at Miami (Oct 05, 2019)
		Hendon Hooker at Miami (Oct 05, 2019)
		Deshawn McCleese vs Rhode Island (Oct 12, 2019)
Long Rush	54	Keshawn King vs Furman (Sep 14, 2019)
Pass attempts	47	Ryan Willis at Boston College (Aug 31, 2019)
Pass completions	29	Ryan Willis at Boston College (Aug 31, 2019)
Yards Passing	344	Ryan Willis at Boston College (Aug 31, 2019)
TD Passes	4	Ryan Willis at Boston College (Aug 31, 2019)
Long Pass	72	Ryan Willis vs Duke (Sep 27, 2019)
Receptions	6	Taylion Robinson at Boston College (Aug 31, 2019)
Yards Receiving	98	Hezekiah Grimsley at Boston College (Aug 31, 2019)
TD Receptions	3	Dalton Keene at Miami (Oct 05, 2019)
Long Reception	72	Damon Hazelton vs Duke (Sep 27, 2019)
Field Goals	2	Brian Johnson vs Rhode Island (Oct 12, 2019)
Long Field Goal	35	Brian Johnson vs Furman (Sep 14, 2019)
Punts	7	Oscar Bradburn at Miami (Oct 05, 2019)
Punting Avg	56.7	Oscar Bradburn vs Old Dominion (Sep 07, 2019)
Long Punt	69	Oscar Bradburn vs Old Dominion (Sep 07, 2019)
Punts inside 20	3	Oscar Bradburn vs Duke (Sep 27, 2019)
Long Punt Return	25	Hezekiah Grimsley vs Duke (Sep 27, 2019)
Long Kickoff Return	71	Terius Wheatley vs Old Dominion (Sep 07, 2019)
Tackles	13	Rayshard Ashby at Boston College (Aug 31, 2019)
Sacks	1.5	Emmanuel Belmar vs Furman (Sep 14, 2019)
		Jaylen Griffin at Miami (Oct 05, 2019)
Tackles For Loss	3.5	Rayshard Ashby at Boston College (Aug 31, 2019)
Interceptions	2	Jermaine Waller at Miami (Oct 05, 2019)
		Caleb Farley at Miami (Oct 05, 2019)

VIRGINIA TECH GAME HIGHS

Rushes	43	vs Furman (Sep 14, 2019)
		vs Duke (Sep 27, 2019)
		at Miami (Oct 05, 2019)
Yards Rushing	227	vs Furman (Sep 14, 2019)
Yards Per Rush	5.6	vs Rhode Island (Oct 12, 2019)
TD Rushes	3	at Miami (Oct 05, 2019)
Pass attempts	47	at Boston College (Aug 31, 2019)
Pass completions	29	at Boston College (Aug 31, 2019)
Yards Passing	344	at Boston College (Aug 31, 2019)
Yards Per Pass	9.7	vs Old Dominion (Sep 07, 2019)
TD Passes	4	at Boston College (Aug 31, 2019)
Total Plays	89	at Boston College (Aug 31, 2019)
Total Offense	485	vs Rhode Island (Oct 12, 2019)
Yards Per Play	7.1	vs Rhode Island (Oct 12, 2019)
Points	42	at Miami (Oct 05, 2019)
Sacks By	7	at Miami (Oct 05, 2019)
First Downs	29	at Boston College (Aug 31, 2019)
Penalties	6	vs Old Dominion (Sep 07, 2019)
		vs Furman (Sep 14, 2019)
		vs Rhode Island (Oct 12, 2019)
Penalty Yards	65	vs Old Dominion (Sep 07, 2019)
Turnovers	5	at Boston College (Aug 31, 2019)
Interceptions By	4	at Miami (Oct 05, 2019)
Punts	7	at Miami (Oct 05, 2019)
Punting Avg	56.7	vs Old Dominion (Sep 07, 2019)
Long Punt	69	vs Old Dominion (Sep 07, 2019)
Punts inside 20	3	vs Duke (Sep 27, 2019)
Long Punt Return	25	vs Duke (Sep 27, 2019)

MOST BY AN OPPONENT...

Rushes	23	Dillon,A, at Boston College (Aug 31, 2019)
Yards Rushing	100	Harris,Q., vs Duke (Sep 27, 2019)
TD Rushes	2	SMARTT, Stone, vs Old Dominion (Sep 07, 2019)
Long Rush	62	Dallas, D., at Miami (Oct 05, 2019)
Pass attempts	47	Perry, N., at Miami (Oct 05, 2019)
		Priore, vs Rhode Island (Oct 12, 2019)
Pass completions	28	Perry, N., at Miami (Oct 05, 2019)
Yards Passing	422	Perry, N., at Miami (Oct 05, 2019)
TD Passes	4	Perry, N., at Miami (Oct 05, 2019)
Long Pass	58	Brown,A, at Boston College (Aug 31, 2019)
Receptions	9	Coulter, vs Rhode Island (Oct 12, 2019)
Yards Receiving	152	Coulter, vs Rhode Island (Oct 12, 2019)
TD Receptions	2	Gray,N., vs Duke (Sep 27, 2019)
		Thomas, J., at Miami (Oct 05, 2019)
Long Reception	58	Flowers,Z, at Boston College (Aug 31, 2019)
Field Goals	3	Carrick, vs Rhode Island (Oct 12, 2019)
Long Field Goal	41	Carrick, vs Rhode Island (Oct 12, 2019)
Punts	6	Carlson,G, at Boston College (Aug 31, 2019)
		Grayson Atkins, vs Furman (Sep 14, 2019)
Punting Avg	48.7	Hedley, L., at Miami (Oct 05, 2019)
Long Punt	57	Hedley, L., at Miami (Oct 05, 2019)
Punts inside 20	4	Grayson Atkins, vs Furman (Sep 14, 2019)
Long Punt Return	29	Thomas, J., at Miami (Oct 05, 2019)
Long Kickoff Return	26	WATSON, Blake, vs Old Dominion (Sep 07, 2019)
Tackles	13	Quansah,K., vs Duke (Sep 27, 2019)
Sacks	1.5	Dru Seabrook, vs Furman (Sep 14, 2019)
Tackles For Loss	3.0	Pinckney, M., at Miami (Oct 05, 2019)
Interceptions	1	Sebastian,B, at Boston College (Aug 31, 2019)
		Sparacio,J, at Boston College (Aug 31, 2019)
		Karafa,T, at Boston College (Aug 31, 2019)
		T. Blackshear, vs Furman (Sep 14, 2019)
		Johnson,L., vs Duke (Sep 27, 2019)

OPPONENT GAME HIGHS

Rushes	48	at Boston College (Aug 31, 2019)
Yards Rushing	234	vs Duke (Sep 27, 2019)
Yards Per Rush	5.7	vs Duke (Sep 27, 2019)
TD Rushes	3	at Boston College (Aug 31, 2019)
		vs Duke (Sep 27, 2019)
Pass attempts	55	at Miami (Oct 05, 2019)
Pass completions	32	at Miami (Oct 05, 2019)
Yards Passing	469	at Miami (Oct 05, 2019)
Yards Per Pass	10.2	at Boston College (Aug 31, 2019)
TD Passes	4	at Miami (Oct 05, 2019)
Total Plays	78	at Miami (Oct 05, 2019)
Total Offense	563	at Miami (Oct 05, 2019)
Yards Per Play	7.2	at Miami (Oct 05, 2019)
Points	45	vs Duke (Sep 27, 2019)
Sacks By	4	vs Furman (Sep 14, 2019)
First Downs	27	at Miami (Oct 05, 2019)
Penalties	11	at Miami (Oct 05, 2019)
Penalty Yards	90	at Miami (Oct 05, 2019)
Turnovers	5	at Miami (Oct 05, 2019)
Interceptions By	3	at Boston College (Aug 31, 2019)
Punts	6	at Boston College (Aug 31, 2019)
		vs Furman (Sep 14, 2019)
Punting Avg	48.7	at Miami (Oct 05, 2019)
Long Punt	57	at Miami (Oct 05, 2019)
Punts inside 20	4	vs Furman (Sep 14, 2019)
Long Punt Return	29	at Miami (Oct 05, 2019)

2019 STATISTICS

VIRGINIA TECH MISCELLANEOUS STATS

3RD-DOWN CONVERSIONS

DATE	OPPONENT	SCORE	OVERALL	1ST QTR	2ND QTR	3RD QTR	4TH QTR	OT
Aug. 31	at Boston College*	L 28-35	8-18 44.4%	1-4 25.0%	2-4 50.0%	2-4 50.0%	3-6 50.0%	
Sept. 7	Old Dominion	W 31-17	8-13 61.5%	2-3 66.7%	3-5 60.0%	1-1 100.0%	2-4 50.0%	
Sept. 14	Furman	W 24-17	8-15 53.3%	3-5 60.0%	1-3 33.3%	2-3 66.7%	2-4 50.0%	
Sept. 27	Duke*	L 10-45	4-12 33.3%	1-4 25.0%	1-3 33.3%	1-3 33.3%	1-2 50.0%	
Oct. 5	at Miami*	W 42-35	9-16 56.2%	3-4 75.0%	4-5 80.0%	0-3 0.0%	2-4 50.0%	
Oct. 12	Rhode Island	W 34-17	6-10 60.0%	3-4 75.0%	1-2 50.0%	2-2 100.0%	0-2 0.0%	
Oct. 19	North Carolina*							
Nov. 2	at Notre Dame							
Nov. 9	Wake Forest*							
Nov. 16	at Georgia Tech*							
Nov. 23	Pitt*							
Nov. 29	at Virginia*							
Virginia Tech			43-84 51.2%	13-24 54.2%	12-22 54.5%	8-16 50.0%	10-22 45.5%	0-0 0.0%
Opponents			37-92 40.2%	4-19 21.1%	12-24 50.0%	9-19 47.4%	12-30 40.0%	0-0 0.0%

4TH-DOWN CONVERSIONS

DATE	OPPONENT	SCORE	OVERALL	1ST QTR	2ND QTR	3RD QTR	4TH QTR	OT
Aug 31	at Boston College*	L 28-35	3-3 100.0%	0-0 0.0%	0-0 0.0%	1-1 100.0%	2-2 100.0%	
Sept. 7	Old Dominion	W 31-17	0-0 0.0%	0-0 0.0%	0-0 0.0%	0-0 0.0%	0-0 0.0%	
Sept. 14	Furman	W 24-17	0-0 0.0%	0-0 0.0%	0-0 0.0%	0-0 0.0%	0-0 0.0%	
Sept. 27	Duke*	L 10-45	0-1 0.0%	0-0 0.0%	0-0 0.0%	0-1 0.0%	0-0 0.0%	
Oct. 5	at Miami*	W 42-35	0-0 0.0%	0-0 0.0%	0-0 0.0%	0-0 0.0%	0-0 0.0%	
Oct. 12	Rhode Island	W 34-17	0-1 0.0%	0-0 0.0%	0-1 0.0%	0-0 0.0%		
Oct. 19	North Carolina*							
Nov. 2	at Notre Dame							
Nov. 9	Wake Forest*							
Nov. 16	at Georgia Tech*							
Nov. 23	Pitt*							
Nov. 29	at Virginia*							
Virginia Tech			3-5 60.0%	0-0 0.0%	0-1 0.0%	1-2 50.0%	2-2 100.0%	0-0 0.0%
Opponents			10-16 62.5%	0-1 0.0%	2-3 66.7%	0-0 0.0%	8-12 66.7%	0-0 0.0%

TIME OF POSSESSION

DATE	OPPONENT	SCORE	OVERALL	1ST QTR	2ND QTR	3RD QTR	4TH QTR
Aug 31	at Boston College*	L 28-35	33:58	6:20	8:08	11:50	7:40
Sept. 7	Old Dominion	W 31-17	26:40	7:05	8:47	6:45	4:03
Sept. 14	Furman	W 24-17	29:48	8:20	6:00	8:23	7:05
Sept. 27	Duke*	L 10-45	27:46	11:12	6:23	5:10	5:01
Oct. 5	at Miami*	W 42-35	28:45	6:58	10:57	5:17	5:33
Oct. 12	Rhode Island	W 34-17	31:06	9:15	5:58	7:06	8:47
Oct. 19	North Carolina*						
Nov. 2	at Notre Dame						
Nov. 9	Wake Forest*						
Nov. 16	at Georgia Tech*						
Nov. 23	Pitt*						
Nov. 29	at Virginia*						
Virginia Tech			Total 178:03	49:10	46:13	44:31	38:09
			Avg. 29:40	8:11	7:42	7:25	6:21
Opponents			Total 181:57	40:50	43:47	45:29	51:51
			Avg. 30:19	6:48	7:17	7:34	8:38

RED ZONE STATS

VIRGINIA TECH INSIDE OPPONENT RED-ZONE											FAILED TO SCORE INSIDE RZ				
DATE	OPPONENT	SCORE	TIMES IN RZ	TIMES SCORED	TOTAL PTS	TDS	RUSH TDS	PASS TDS	FGS MADE	FGA	DOWNES	INT	FUMB	HALF	GAME
Aug 31	at Boston College*	L 28-35	4	3	21	3	0	3	0	0	0	1	0	0	0
Sept. 7	Old Dominion	W 31-17	5	5	31	4	2	2	1	0	0	0	0	0	0
Sept. 14	Furman	W 24-17	3	3	17	2	1	1	1	0	0	0	0	0	0
Sept. 27	Duke*	L 10-45	1	1	3	0	0	0	1	0	0	0	0	0	0
Oct. 5	at Miami*	W 42-35	6	6	42	6	3	3	0	0	0	0	0	0	0
Oct. 12	Rhode Island	W 34-17	5	5	27	3	1	2	2	0	0	0	0	0	0
Oct. 19	North Carolina*														
Nov. 2	at Notre Dame														
Nov. 9	Wake Forest*														
Nov. 16	at Georgia Tech*														
Nov. 23	Pitt*														
Nov. 29	at Virginia*														
Totals 23 of 24 (95.8%)			24	23	141	18	7	11	5	0	0	1	0	0	0
OPPONENT INSIDE VIRGINIA TECH RED-ZONE											FAILED TO SCORE INSIDE RZ				
DATE	OPPONENT	SCORE	TIMES IN RZ	TIMES SCORED	TOTAL PTS	TDS	RUSH TDS	PASS TDS	FGS MADE	FGA	DOWNES	INT	FUMB	HALF	GAME
Aug 31	at Boston College*	L 28-35	5	3	21	3	2	1	0	1	1	0	0	0	0
Sept. 7	Old Dominion	W 31-17	4	3	17	2	2	0	1	0	1	0	0	0	0
Sept. 14	Furman	W 24-17	3	3	17	2	2	0	1	0	0	0	0	0	0
Sept. 27	Duke*	L 10-45	4	4	24	3	1	2	1	0	0	0	0	0	0
Oct. 5	at Miami*	W 42-35	4	2	14	2	0	2	0	0	0	1	0	1	0
Oct. 12	Rhode Island	W 34-17	3	2	11	1	0	1	1	0	1	0	0	0	0
Oct. 19	North Carolina*														
Nov. 2	at Notre Dame														
Nov. 9	Wake Forest*														
Nov. 16	at Georgia Tech*														
Nov. 23	Pitt*														
Nov. 29	at Virginia*														
Totals 17 of 23 (73.9%)			23	17	104	13	7	6	4	1	3	1	0	1	0

2019 STATISTICS

SCORING DRIVES

VIRGINIA TECH SCORING

QTR	OPPONENT	SCORING PLAY	PLAYS-YDS.-TOP
1	Boston College	Grimsley, H 55 Pass From Willis, R (Johnson, B)	6-79-2:51
2	Boston College	Robinson, T 20 Pass From Willis, R (Johnson, B)	9-88-3:31
3	Boston College	Mitchell, J 11 Pass From Willis, R (Johnson, B)	11-59-5:27
4	Boston College	Smith, K 11 Pass From Willis, R (Johnson, B)	18-83-5:40
1	Old Dominion	King, K 4 Rush (Johnson, B)	10-77-3:30
1	Old Dominion	FG Johnson, B 24	9-70-3:30
2	Old Dominion	Grimsley, H 9 Pass From Willis, R (Johnson, B)	8-59-2:48
3	Old Dominion	Willis, R 1 Rush (Johnson, B)	12-93-5:21
4	Old Dominion	Patterson, P 13 Pass From Willis, R (Johnson, B)	3-17-1:08
1	Furman	FG Johnson, B 35	10-28-4:34
3	Furman	Mitchell, J 3 Rush (Johnson, B)	6-83-2:15
3	Furman	Turner, T 2 Pass From Willis, R (Johnson, B)	4-26-1:38
4	Furman	Turner, T 29 Rush (Johnson, B)	5-62-1:51
1	Duke	FG Johnson, B 20	10-38-5:19
3	Duke	Hazelton, D 72 Pass From Willis, R (Johnson, B)	3-78-0:54
1	Miami	Hooker, H 12 Rush (Johnson, B)	8-48-3:54
1	Miami	Keene, D 20 Pass From Hooker, H (Johnson, B)	2-23-0:36
1	Miami	Mitchell, J 1 Rush (Johnson, B)	4-20-0:54
2	Miami	Keene, D 17 Pass From Hooker, H (Johnson, B)	12-80-6:02
4	Miami	Keene, D 5 Pass From Hooker, H (Johnson, B)	4-80-1:35
4	Miami	McCleave, D 3 Rush (Johnson, B)	5-63-2:13
1	Rhode Island	FG Johnson, B 22	13-81-6:16
1	Rhode Island	Hazelton, D 9 Pass From Hooker, H (Johnson, B)	9-86-2:59
2	Rhode Island	Hazelton, D 37 Pass From Hooker, H (Johnson, B)	6-66-2:28
3	Rhode Island	Keene, D 3 Pass From Hooker, H (Johnson, B)	10-93-4:25
4	Rhode Island	McCleave, D 1 Rush (Johnson, B)	9-75-3:56
4	Rhode Island	FG Johnson, B 22	10-76-5:27
Totals			216-1731-91:02
Average Scoring Drive			8.0 plays-64.1 yds.

27 Total Scores (8 Run, 14 Pass, 5 FG, 0 S.T., 0 Safety, 0 Defense)
 10 First Quarter Scores (3 Run, 3 Pass, 4 FG, 0 S.T., 0 Safety, 0 Defense)
 4 Second Quarter Scores (0 Run, 4 Pass, 0 FG, 0 S.T., 0 Safety, 0 Defense)
 6 Third Quarter Scores (2 Run, 4 Pass, 0 FG, 0 S.T., 0 Safety, 0 Defense)
 7 Fourth Quarter Scores (3 Run, 3 Pass, 1 FG, 0 S.T., 0 Safety, 0 Defense)
 0 Overtime Scores (0 Run, 0 Pass, 0 FG, 0 S.T., 0 Safety, 0 Defense)

Most plays in a scoring drive: 18 plays - vs. Boston College (18-83-5:40 TD)
Longest scoring drive: 93 yards - vs. Old Dominion (12-93-5:21 TD) & vs. Rhode Island (10-93-4:25 TD)
Longest TOP scoring drive: 6:16 - vs. Rhode Island (13-81-6:16 FG)
Average TOP on offensive scoring drives: 3:22

OPPONENT SCORING

QTR	OPPONENT	SCORING PLAY	PLAYS-YDS.-TOP
1	Boston College	Flowers,Z 33 Pass From Brown,A (Boumerhi,A)	5-67-1:18
2	Boston College	Dillon,A 17 Rush (Boumerhi,A)	9-75-3:27
2	Boston College	White,K 17 Pass From Brown,A (Boumerhi,A)	3-17-0:42
2	Boston College	Brown,A 28 Rush (Boumerhi,A)	2-28-0:14
4	Boston College	Bailey,D 1 Rush (Boumerhi,A)	10-56-3:31
1	Old Dominion	FG RICE, Nick 34	12-48-6:43
3	Old Dominion	SMARTT, Stone 3 Rush (RICE, Nick)	10-75-5:16
4	Old Dominion	SMARTT, Stone 15 Rush (RICE, Nick)	5-78-1:34
2	Furman	Devin Abrams 4 Rush (Grayson Atkins)	6-41-3:16
2	Furman	Darren Grainger 15 Rush (Grayson Atkins)	9-42-5:10
4	Furman	FG Grayson Atkins 22	10-70-3:15
2	Duke	Gray,N. 16 Pass From Harris,Q. (Reed,A.)	1-16-0:05
2	Duke	Gray,N. 1 Pass From Harris,Q. (Reed,A.)	9-67-3:32
2	Duke	Jackson,D. 25 Pass From Calhoun,J. (Reed,A.)	9-91-3:46
3	Duke	FG Reed,A. 31	10-49-3:08
3	Duke	Harris,Q. 42 Rush (Reed,A.)	1-42-0:08
4	Duke	Jackson,D. 32 Rush (Reed,A.)	10-75-5:06
4	Duke	Katrenick,C. 9 Rush (Reed,A.)	11-57-7:24
2	Miami	Pope, M. 38 Pass From Perry, N. (Baxa, B.)	5-84-0:53
3	Miami	Jordan, B. 6 Pass From Perry, N. (Baxa, B.)	8-88-3:33
4	Miami	Thomas, J. 13 Pass From Perry, N. (Baxa, B.)	10-65-5:40
4	Miami	Thomas, J. 25 Pass From Perry, N.	6-61-1:12
4	Miami	Dallas, D. 62 Rush (kick failed)	2-69-0:50
2	Rhode Island	FG Carrick 41	7-51-4:02
2	Rhode Island	FG Carrick 36	14-56-6:17
3	Rhode Island	A. Dorsey 9 Pass From Priore (Aa. Parker pass)	8-75-2:34
3	Rhode Island	FG Carrick 41	10-60-5:16
Totals			202-1603-87:52
Average Scoring Drive			7.5 plays-59.4 yds.

27 Total Scores (11 Run, 10 Pass, 6 FG, 0 S.T., 0 Safety, 0 Defense)
 2 First Quarter Scores (0 Run, 1 Pass, 1 FG, 0 S.T., 0 Safety, 0 Defense)
 11 Second Quarter Scores (4 Run, 5 Pass, 2 FG, 0 S.T., 0 Safety, 0 Defense)
 6 Third Quarter Scores (2 Run, 2 Pass, 2 FG, 0 S.T., 0 Safety, 0 Defense)
 8 Fourth Quarter Scores (5 Run, 2 Pass, 1 FG, 0 S.T., 0 Safety, 0 Defense)
 0 Overtime Scores (0 Run, 0 Pass, 0 FG, 0 S.T., 0 Safety, 0 Defense)

Most plays in a scoring drive: 14 plays - Rhode Island (14-56-6:17 FG)
Longest scoring drive: 91 yards - Duke (9-91-3:46 TD)
Longest TOP scoring drive: 7:24 - Duke (11-57-7:24 TD)
Average TOP on offensive scoring drives: 3:15

2019 STATISTICS

OFFENSIVE GAME-BY-GAME

PASSING

#5 WILLIS, R	ATT	COMP	INT	PCT	YARDS	TD	LONG	SACK	YDS	EFFIC
Boston College	47	29	3	61.7	344	4	55	2	12	138.5
Old Dominion	28	16	0	57.1	272	2	36	1	5	162.3
Furman	21	17	1	81.0	123	1	22	4	29	136.3
Duke	18	7	1	38.9	112	1	72	1	9	98.4
TOTALS	114	69	5	60.5	851	8	72	8	55	137.6

#2 HOOKER, H

	ATT	COMP	INT	PCT	YARDS	TD	LONG	SACK	YDS	EFFIC
Duke	2	1	0	50.0	8	0	8	0	0	83.6
Miami	20	10	0	50.0	184	3	67	2	13	176.8
Rhode Island	27	16	0	59.3	261	3	40	2	11	177.1
TOTALS	49	27	0	55.1	453	6	67	4	24	173.2

#83 ROBINSON, T

	ATT	COMP	INT	PCT	YARDS	TD	LONG	SACK	YDS	EFFIC
Rhode Island	1	0	0	0.0	0	0	0	0	0	0.0
TOTALS	1	0	0	0.0	0	0	0	0	0	0.0

RUSHING

PLAYER	NO-YDS/TD	BC	ODU	FUR	DU	MIA	URI	UNC	ND	WF	GT	PITT	UVA
McCleave, D RB	84-403/2	11-32/0	20-64/0	10-24/0	17-102/0	14-57/1	12-124/1						
King, K RB	52-240/1	10-33/0	6-23/1	12-119/0	6-16/0	12-19/0	6-30/0						
Hooker, H QB	38-115/1	DNP	3-7/0	-	4--11/0	16-76/1	15-43/0						
Turner, T WR	7-71/1	1-7/0	-	5-68/1	1--4/0	DNP	DNP						
Willis, R QB	35-47/1	13-13/0	8-34/1	10--5/0	4-5/0	-	DNP						
Robinson, T WR	6-40/0	-	1-3/0	1-21/0	2-3/0	-	2-13/0						
Steward, C RB	9-28/0	DNP	1-0/0	1-3/0	7-25/0	DNP	DNP						
Gary, T RB	4-24/0	DNP	DNP	DNP	DNP	DNP	4-24/0						
Holston, J RB	6-19/0	6-19/0	DNP	DNP	DNP	DNP	DNP						
Mitchell, J TE	3-5/2	-	-	1-3/1	1-1/0	1-1/1	-						
Patterson II, Q QB	1-2/0	DNP	DNP	DNP	1-2/0	-	-						
TEAM	5--22/0	1--6/0	-	3--6/0	-	-	1--10/0						

RECEIVING

PLAYER	NO-YDS/TD	BC	ODU	FUR	DU	MIA	URI	UNC	ND	WF	GT	PITT	UVA
Robinson, T WR	23-245/1	6-72/1	4-62/0	4-31/0	4-25/0	1-7/0	4-48/0						
Hazelton, D WR	7-194/3	-	DNP	DNP	1-72/1	1-29/0	5-93/2						
Mitchell, J TE	9-154/1	2-22/1	1-20/0	2-10/0	-	3-75/0	1-27/0						
Keene, D TE	15-153/4	4-13/0	-	2-14/0	-	5-73/3	4-53/1						
Grimsley, H WR	7-152/2	4-98/1	2-45/1	-	1-9/0	-	-						
Turner, T WR	12-138/1	5-49/0	3-60/0	4-29/1	-	DNP	DNP						
Smith, K WR	8-116/1	4-62/1	2-32/0	2-22/0	-	-	DNP						
Patterson, P WR	6-72/1	2-19/0	3-44/1	-	1-9/0	-	DNP						
King, K RB	4-59/0	1-3/0	-	2-16/0	-	-	1-40/0						
McCleave, D RB	4-21/0	1-6/0	1-9/0	1-1/0	1-5/0	-	-						
Simmons, D WR	1-0/0	DNP	-	DNP	-	DNP	1-0/0						

FIELD GOALS

PLAYER	FG-FGA (LG)	BC	ODU	FUR	DU	MIA	URI	UNC	ND	WF	GT	PITT	UVA
Johnson, B	5-7 (35)	-	1-2 (24)	1-2 (35)	1-1 (20)	-	2-2 (22)						

PUNTING

PLAYER	NO-YDS-AVG	BC	ODU	FUR	DU	MIA	URI	UNC	ND	WF	GT	PITT	UVA
Bradburn, O	26-1249-48.0	6-273-45.5	3-170-56.7	4-208-52.0	5-206-41.2	7-353-50.4	1-39-39.0						

2019 STATISTICS
DEFENSIVE GAME-BY-GAME
TOTAL TACKLES

PLAYER	UA-A	TOT	BC	ODU	FUR	DU	MIA	URI	UNC	ND	WF	GT	PITT	UVA
Ashby, R LB	28-26	54	7-6	5-5	0-4	3-5	6-5	7-1						
Floyd, R DB	19-16	35	3-6	2-2	3-2	4-4	3-1	4-1						
Deablo, D DB	18-17	35	5-5	2-6	2-1	5-2	2-3	2-0						
Hollifield, D LB	8-24	32	1-3	1-7	2-8	3-1	0-1	1-4						
Conner, C DB	22-8	30	3-2	4-0	7-1	2-3	4-1	2-1						
Tisdale, A LB	9-17	26	1-4	0-1	-	1-6	4-5	3-1						
Waller, J DB	20-6	26	4-2	6-1	1-1	3-1	4-1	2-0						
Belmar, E DL	9-11	20	-	3-2	3-4	2-3	1-0	0-2						
Farley, C DB	9-5	14	3-1	2-1	1-2	-	1-1	2-0						
Adams, E DL	3-11	14	1-1	1-0	1-6	0-1	0-1	0-2						
Griffin, J DL	6-7	13	1-1	2-2	0-1	1-2	2-1	-						
Hewitt, J DL	3-10	13	0-1	1-4	1-3	0-2	1-0	-						
Garbutt, T DL	6-6	12	-	DNP	DNP	3-4	0-1	3-1						
Crawford, D DL	5-7	12	1-2	-	2-1	2-3	0-1	DNP						
Pollard, N DL	3-8	11	1-3	1-2	-	0-1	1-1	0-1						
Quillen, J DB	5-5	10	0-1	DNP	1-1	0-1	1-0	3-2						
Kendricks, M DL	5-2	7	2-0	1-1	1-0	-	1-0	0-1						
Ladler, K DB	1-4	5	1-1	0-1	0-1	0-1	-	-						
Becton, J DL	2-3	5	2-1	0-2	-	DNP	-	-						
Chatman, A DB	2-3	5	0-1	1-0	-	-	1-2	-						
Porcher, R DL	1-2	3	DNP	1-1	-	-	-	0-1						
Hunter, D DB	1-1	2	-	-	1-0	0-1	-	-						
Rivers, D LB	1-1	2	-	1-0	-	-	0-1	-						
Artis, K LB	2-0	2	1-0	-	-	1-0	DNP	DNP						
Murray, B DB	0-1	1	-	-	DNP	0-1	-	-						
Robinson, T	1-0	1	-	-	-	1-0	-	-						
Rodgers, T DB	1-0	1	1-0	-	-	-	-	-						
Dzansi, S	1-0	1	1-0	-	-	-	-	-						

SACKS

PLAYER	UA-A	TOT	BC	ODU	FUR	DU	MIA	URI	UNC	ND	WF	GT	PITT	UVA
Conner, C DB	4-0	4.0	-	1.0-4	1.0-7	-	1.0-13	1.0-14						
Belmar, E DL	2-2	3.0	-	0.5-5	1.5-8	-	1.0-3	-						
Griffin, J DL	2-1	2.5	-	1.0-1	-	-	1.5-14	-						
Ashby, R LB	2-1	2.5	1.0-6	-	0.5-2	-	1.0-9	-						
Kendricks, M DL	1-2	2.0	-	0.5-4	-	-	1.0-1	0.5-5						
Waller, J DB	1-1	1.5	-	1.0-12	-	-	0.5-3	-						
Porcher, R DL	0-2	1.0	DNP	0.5-1	-	-	-	0.5-5						
Crawford, D DL	1-0	1.0	-	-	1.0-6	-	-	DNP						
Pollard, N DL	1-0	1.0	-	-	-	-	1.0-9	-						
Tisdale, A LB	1-0	1.0	-	-	-	-	-	1.0-9						
Hewitt, J DL	0-1	0.5	-	0.5-0	-	-	-	-						

TACKLES FOR LOSS

PLAYER	UA-A	TOT	BC	ODU	FUR	DU	MIA	URI	UNC	ND	WF	GT	PITT	UVA
Ashby, R LB	6-4	8.0	3.5-13	-	1.0-3	1.5-1	2.0-10	-						
Conner, C DB	5-0	5.0	-	2.0-8	1.0-7	-	1.0-13	1.0-14						
Belmar, E DL	3-2	4.0	-	1.5-7	1.5-8	-	1.0-3	-						
Kendricks, M DL	3-2	4.0	1.0-3	0.5-4	1.0-8	-	1.0-1	0.5-5						
Tisdale, A LB	2-2	3.0	-	-	-	0.5-1	0.5-0	2.0-10						
Griffin, J DL	2-2	3.0	-	1.0-1	-	0.5-0	1.5-14	-						
Waller, J DB	2-1	2.5	-	1.0-12	-	1.0-3	0.5-3	-						
Crawford, D DL	2-0	2.0	1.0-1	-	1.0-6	-	-	DNP						
Garbutt, T DL	1-1	1.5	-	DNP	DNP	1.5-2	-	-						
Adams, E DL	1-1	1.5	-	1.0-2	-	0.5-1	-	-						
Deablo, D DB	0-3	1.5	0.5-0	0.5-1	-	-	0.5-1	-						
Hewitt, J DL	0-2	1.0	-	1.0-1	-	-	-	-						
Porcher, R DL	0-2	1.0	DNP	0.5-1	-	-	-	0.5-5						
Floyd, R DB	0-2	1.0	-	-	0.5-1	0.5-0	-	-						
Pollard, N DL	1-0	1.0	-	-	-	-	1.0-9	-						

2019 STATISTICS

DEFENSIVE GAME-BY-GAME

INTERCEPTION RETURNS

PLAYER	NO-YDS	BC	ODU	FUR	DU	MIA	URI	UNC	ND	WF	GT	PITT	UVA
Waller, J	3-23	1-0	-	-	-	2-23	-	-	-	-	-	-	-
Farley, C	3--3	-	-	1--4	-	2-1	-	-	-	-	-	-	-

FUMBLES FORCED

PLAYER	NO-YDS	BC	ODU	FUR	DU	MIA	URI	UNC	ND	WF	GT	PITT	UVA
Hollifield, D	1	-	-	1	-	-	-	-	-	-	-	-	-
Deablo, D	1	-	-	-	-	1	-	-	-	-	-	-	-
Conner, C	1	-	-	-	-	1	-	-	-	-	-	-	-

FUMBLES RECOVERED

PLAYER	NO-YDS	BC	ODU	FUR	DU	MIA	URI	UNC	ND	WF	GT	PITT	UVA
Crawford, D	1	-	-	1	-	-	DNP	-	-	-	-	-	-
Griffin, J	1	-	-	-	-	1	-	-	-	-	-	-	-

FUMBLE RETURNS

PLAYER	NO-YDS	BC	ODU	FUR	DU	MIA	URI	UNC	ND	WF	GT	PITT	UVA
--------	--------	----	-----	-----	----	-----	-----	-----	----	----	----	------	-----

SPECIAL TEAMS GAME-BY-GAME

PUNT RETURNS

PLAYER	NO-YDS	BC	ODU	FUR	DU	MIA	URI	UNC	ND	WF	GT	PITT	UVA
Grimsley, H	6-39	2-9	1-1	1-1	1-25	1-3	-	-	-	-	-	-	-

KICK RETURNS

PLAYER	NO-YDS	BC	ODU	FUR	DU	MIA	URI	UNC	ND	WF	GT	PITT	UVA
Wheatley, T	9-198	DNP	2-93	1-10	4-79	DNP	2-16	-	-	-	-	-	-
Robinson, T	3-64	2-45	1-19	-	-	-	-	-	-	-	-	-	-
King, K	1-28	-	-	-	-	1-28	-	-	-	-	-	-	-
McCleave, D	1-18	1-18	-	-	-	-	-	-	-	-	-	-	-
Thompson, N	1-14	-	-	DNP	DNP	-	1-14	-	-	-	-	-	-
Adams, E	1-14	-	-	-	1-14	-	-	-	-	-	-	-	-
Steward, C	1-4	DNP	-	-	1-4	DNP	DNP	-	-	-	-	-	-
Farley, C	1-0	-	-	-	-	1-0	-	-	-	-	-	-	-

STARTING LINEUPS

OFFENSE	WR	LT	LG	C	RG	RT	TE	QB	RB	WR	TE/WR	PK	P
at Boston College*	T. Turner	C. Darrisaw	L. Smith	Z. Hoyt	T.J. Jackson	S. Dzansi	D. Keene	R. Willis	D. McCleave	T. Robinson	J. Mitchell	B. Johnson	O. Bradburn
Old Dominion	T. Turner	C. Darrisaw	L. Smith	J. Harris	D. Nester	S. Dzansi	D. Keene	R. Willis	D. McCleave	K. Smith	J. Mitchell	B. Johnson	O. Bradburn
Furman	T. Turner	C. Darrisaw	L. Smith	B. Hudson	D. Nester	S. Dzansi	D. Keene	R. Willis	C. Steward	K. Smith	T. Robinson	B. Johnson	O. Bradburn
Duke*	T. Turner	C. Darrisaw	L. Smith	B. Hudson	D. Nester	S. Dzansi	D. Keene	R. Willis	D. McCleave	K. Smith	J. Mitchell	B. Johnson	O. Bradburn
at Miami*	T. Robinson	C. Darrisaw	L. Smith	B. Hudson	D. Nester	S. Dzansi	D. Keene	H. Hooker	D. McCleave	K. Smith	T. Robinson	B. Johnson	O. Bradburn
Rhode Island	T. Robinson	C. Darrisaw	L. Smith	B. Hudson	D. Nester	S. Dzansi	D. Keene	H. Hooker	D. McCleave	D. Hazelton	J. Mitchell	B. Johnson	O. Bradburn
North Carolina*													
at Notre Dame													
Wake Forest*													
at Georgia Tech*													
Pitt*													
at Virginia*													

DEFENSE	LDE	DT	NT	RDE	MIKE	OLB	FS	ROVER	NICKEL	LCB	RCB
at Boston College*	T. Garbutt	D. Crawford	J. Hewitt	E. Belmar	R. Ashby	D. Hollifield	D. Deablo	R. Floyd	C. Conner	J. Quillen	C. Farley
Old Dominion	J. Becton	D. Crawford	J. Hewitt	E. Belmar	R. Ashby	D. Hollifield	D. Deablo	R. Floyd	C. Conner	J. Waller	C. Farley
Furman	E. Adams	D. Crawford	J. Hewitt	E. Belmar	R. Ashby	D. Hollifield	D. Deablo	R. Floyd	C. Conner	J. Waller	C. Farley
Duke*	E. Belmar	E. Adams	J. Hewitt	T. Garbutt	R. Ashby	D. Hollifield	D. Deablo	R. Floyd	C. Conner	J. Waller	C. Farley
at Miami*	E. Belmar	D. Crawford	J. Hewitt	T. Garbutt	R. Ashby	D. Hollifield	D. Deablo	R. Floyd	C. Conner	J. Waller	C. Farley
Rhode Island	T. Garbutt	N. Pollard	J. Hewitt	E. Belmar	R. Ashby	D. Hollifield	D. Deablo	R. Floyd	C. Conner	J. Waller	C. Farley
North Carolina*											
at Notre Dame											
Wake Forest*											
at Georgia Tech*											
Pitt*											
at Virginia*											

2019 STATISTICS

PARTICIPATION GAME-BY-GAME

PARTICIPATION

NO. PLAYER	GP/GS	BC	ODU	FUR	DU	MIA	URI	UNC	ND	WF	GT	PITT	UVA
46 Adams, E	6/2	XXX	XXX	START	START	XXX	XXX						
15 Artis, K	4/-	XXX	XXX	XXX	XXX						
23 Ashby, R	6/6	START	START	START	START	START	START						
97 Banks, K	1/-	XXX						
90 Becton, J	5/1	XXX	START	XXX	...	XXX	XXX						
4B Bell, M	3/-	...	XXX	...	XXX	XXX	...						
8 Belmar, E	6/6	START	START	START	START	START	START						
42 Blaker, C	1/-	XXX						
3B Boyd, T	1/-	XXX						
9P Bradburn, O	6/-	XXX	XXX	XXX	XXX	XXX	XXX						
52 Cannon, A	6/-	XXX	XXX	XXX	XXX	XXX	XXX						
27 Chatman, A	6/-	XXX	XXX	XXX	XXX	XXX	XXX						
22 Conner, C	6/6	START	START	START	START	START	START						
36 Crawford, D	5/4	START	START	START	XXX	START	...						
77 Darrisaw, C	6/6	START	START	START	START	START	START						
17 Deablo, D	6/6	START	START	START	START	START	START						
89 Deluiis, D	6/-	XXX	XXX	XXX	XXX	XXX	XXX						
60 Dzansi, S	6/6	START	START	START	START	START	START						
3 Farley, C	6/6	START	START	START	START	START	START						
1 Floyd, R	6/6	START	START	START	START	START	START						
86 Gallo, N	5/-	XXX	XXX	...	XXX	XXX	XXX						
45 Garbutt, T	4/4	START	START	START	START						
39 Gary, T	1/-	XXX						
32 Green, H	1/-	XXX						
41 Griffin, J	6/-	XXX	XXX	XXX	XXX	XXX	XXX						
48 Griffith, D	6/-	XXX	XXX	XXX	XXX	XXX	XXX						
6 Grimsley, H	6/-	XXX	XXX	XXX	XXX	XXX	XXX						
57 Harris, J	4/1	XXX	START	...	XXX	...	XXX						
14 Hazelton, D	4/2	XXX	XXX	START	START						
5 Hewitt, J	6/6	START	START	START	START	START	START						
4 Hollifield, D	6/6	START	START	START	START	START	START						
1H Holston, J	1/-	XXX						
2Q Hooker, H	5/2	...	XXX	XXX	XXX	START	START						
75 Hoyt, Z	2/1	START	XXX						
61 Hudson, B	5/4	...	XXX	START	START	START	START						
7 Hunter, D	6/-	XXX	XXX	XXX	XXX	XXX	XXX						
71 Jackson, T.J.	4/1	START	XXX	XXX	XXX						
9K Johnson, B	6/-	XXX	XXX	XXX	XXX	XXX	XXX						
35 Johnson, M	1/-	XXX						
2K Keene, D	6/6	START	START	START	START	START	START						
93 Kendricks, M	6/-	XXX	XXX	XXX	XXX	XXX	XXX						
35 King, K	6/1	XXX	XXX	START	XXX	XXX	XXX						
9 Ladler, K	6/-	XXX	XXX	XXX	XXX	XXX	XXX						
4V Van LANDINGHAM	1/-	XXX						
30 Matheny, T	1/-	...	XXX						
33 McCleave, D	6/5	START	START	XXX	START	START	START						
82 Mitchell, J	6/4	START	START	XXX	START	XXX	START						
37 Murray, B	5/-	XXX	XXX	...	XXX	XXX	XXX						
74 Nester, D	5/5	...	START	START	START	START	START						
4Q Patterson II, Q	3/-	XXX	XXX	XXX						
8P Patterson, P	5/-	XXX	XXX	XXX	XXX	XXX	XXX						
31 Peoples, N	5/-	XXX	...	XXX	XXX	XXX	XXX						
96 Pollard, N	6/1	XXX	XXX	XXX	XXX	XXX	START						
98 Porcher, R	5/-	...	XXX	XXX	XXX	XXX	XXX						
26 Quillen, J	5/1	START	...	XXX	XXX	XXX	XXX						
44 Rivers, D	6/-	XXX	XXX	XXX	XXX	XXX	XXX						
83 Robinson, T	6/4	START	XXX	START	XXX	START	START						
25 Rodgers, T	6/-	XXX	XXX	XXX	XXX	XXX	XXX						
9R Romo, P	6/-	XXX	XXX	XXX	XXX	XXX	XXX						
29 Seisay, I	1/-	XXX						
97 Shadley, O	5/-	XXX	XXX	...	XXX	XXX	XXX						
16 Simmons, D	3/-	...	XXX	...	XXX	...	XXX						
80 Smith, K	5/4	XXX	START	START	START	START	...						
54 Smith, L	5/5	START	START	START	START	START	START						
79 Smith, T	4/-	XXX	XXX	XXX	XXX						
3S Steward, C	3/-	...	XXX	XXX	XXX						
95 Tenuta, L	6/-	XXX	XXX	XXX	XXX	XXX	XXX						
12 Thompson, N	4/-	XXX	XXX	XXX	XXX						
34 Tisdale, A	6/-	XXX	XXX	XXX	XXX	XXX	XXX						
11 Turner, T	4/4	START	START	START	START						
28 Waller, J	6/5	XXX	START	START	START	START	START						
2 Webb, J	2/-	XXX	...	XXX						
24 Wheatley, T	4/-	...	XXX	XXX	XXX	...	XXX						
5Q Willis, R	5/4	START	START	START	START	XXX	...						

Starts indicated by START; XXX - Played; ... - Did Not Play

2019 STATISTICS

VIRGINIA TECH TEAM STATISTICS

DATE	OPPONENT	RUSHING				REVEIVING				PASSING				KICK RETURN				PUNT RETURN				TOT OFF
		NO.	YDS	TD	LG	NO.	YDS	TD	LG	CMP-ATT-INT	YDS	TD	LG	NO	YDS	TD	LG	NO	YDS	TD	LG	
Aug 31	at Boston College*	42	98	0	10	29	344	4	55	29-47-3	344	4	55	3	63	0	29	2	9	0	7	442
Sept. 7	Old Dominion	39	131	2	21	16	272	2	36	16-28-0	272	2	36	3	112	0	71	1	1	0	1	403
Sept. 14	Furman	43	227	2	54	17	123	1	22	17-21-1	123	1	22	1	10	0	10	1	1	0	1	350
Sept. 27	Duke*	43	139	0	45	8	120	1	72	8-20-1	120	1	72	6	97	0	25	1	25	0	25	259
Oct. 5	at Miami*	43	153	3	26	10	184	3	67	10-20-0	184	3	67	2	28	0	28	1	3	0	3	337
Oct. 12	Rhode Island	40	224	1	25	16	261	3	40	16-28-0	261	3	40	3	30	0	14	0	0	0	0	485
Oct. 19	North Carolina*																					
Nov. 2	at Notre Dame																					
Nov. 9	Wake Forest*																					
Nov. 16	at Georgia Tech*																					
Nov. 23	Pitt*																					
Nov. 29	at Virginia*																					
Totals		250	972	8	54	96	1304	14	72	96-164-5	1304	14	72	18	340	0	71	6	39	0	25	2276
Opponent		212	874	11	62	119	1408	10	58	119-204-6	1408	10	58	7	136	0	26	6	72	0	29	2282

Games: 6

Avg/rush: 3.9

Avg/catch: 13.6

Pass effic: 147.40

KR avg: 18.9

PR avg: 6.5

All purpose avg/game: 445.8

Total offense avg/gm: 379.3

DATE	OPPONENT	TACKLES				SACKS NO-YDS	FUMBLE		PASS DEFENSE			BLKD KICK	PAT ATTEMPTS			SAF	PTS	
		SOLO	AST	TOTAL	TFL-YDS		FF	FR-YDS	INT-YDS	QBH	BRK		KICK	RUN	RCV			
Aug 31	at Boston College*	39	41	80	6.0-17	1.0-6	0	0-0	1-0	1	4	0	4-4	0	0	0	0	28
Sept. 7	Old Dominion	34	38	72	9.0-37	5.0-27	0	0-0	0-0	7	2	0	4-4	0	0	0	0	31
Sept. 14	Furman	26	36	62	6.0-33	4.0-23	1	1-0	1--4	5	1	0	3-3	0	0	0	0	24
Sept. 27	Duke*	31	42	73	6.0-8	0.0-0	0	0-0	0-0	5	1	0	1-1	0	0	0	0	10
Oct. 5	at Miami*	32	26	58	9.0-54	7.0-52	2	1-0	4-24	5	9	0	6-6	0	0	0	0	42
Oct. 12	Rhode Island	29	18	47	4.0-34	3.0-33	0	0-0	0-0	8	7	0	4-4	0	0	0	0	34
Oct. 19	North Carolina*																	
Nov. 2	at Notre Dame																	
Nov. 9	Wake Forest*																	
Nov. 16	at Georgia Tech*																	
Nov. 23	Pitt*																	
Nov. 29	at Virginia*																	
Totals		191	201	392	40.0-183	20.0-141	3	2-0	6-20	31	24	0	22-22	0	0	0	0	169
Opponent		219	222	441	34.0-131	12.0-79	4	6-0	5-1	13	14	0	19-18	1	1	0	0	166

DATE	OPPONENT	PUNTING										FIELD GOALS			KICKOFFS			
		NO	YDS	AVG	LG	BLKD	TB	FC	50+	I20	ATT-MADE	LG	BLKD	NO	YDS	AVG	TB	OB
Aug 31	at Boston College*	6	273	45.5	53	0	0	2	2	1	0-0	0	0	4	245	61.2	1	0
Sept. 7	Old Dominion	3	170	56.7	69	0	1	2	2	2	2-1	24	0	6	349	58.2	2	1
Sept. 14	Furman	4	208	52.0	66	0	1	3	3	2	2-1	35	0	5	325	65.0	5	0
Sept. 27	Duke*	5	206	41.2	53	0	0	2	1	3	1-1	20	0	3	195	65.0	3	0
Oct. 5	at Miami*	7	353	50.4	57	0	0	5	5	2	0-0	0	0	7	439	62.7	4	2
Oct. 12	Rhode Island	1	39	39.0	39	0	0	1	0	0	2-2	22	0	7	451	64.4	6	0
Oct. 19	North Carolina*																	
Nov. 2	at Notre Dame																	
Nov. 9	Wake Forest*																	
Nov. 16	at Georgia Tech*																	
Nov. 23	Pitt*																	
Nov. 29	at Virginia*																	
Totals		26	1249	48.0	69	0	2	15	13	10	7-5	35	0	32	2004	62.6	21	3
Opponent		26	1082	41.6	57	0	1	10	4	9	7-6	41	0	31	1901	61.3	12	0

2019 STATISTICS

OPPONENT TEAM STATISTICS

DATE	OPPONENT	NO.	RUSHING				REVEIVING				PASSING				KICK RETURN				PUNT RETURN				TOT OFF
			YDS	TD	LG	NO.	YDS	TD	LG	CMP-ATT-INT	YDS	TD	LG	NO	YDS	TD	LG	NO	YDS	TD	LG		
Aug 31	at Boston College*	48	157	3	28	15	275	2	58	15-27-1	275	2	58	3	55	0	20	4	23	0	12	432	
Sept. 7	Old Dominion	43	202	2	33	16	122	0	25	16-30-0	122	0	25	2	48	0	26	0	0	0	0	324	
Sept. 14	Furman	42	163	2	48	9	68	0	13	9-16-1	68	0	13	0	0	0	0	0	0	0	0	231	
Sept. 27	Duke*	41	234	3	42	21	188	3	25	21-28-0	188	3	25	0	0	0	0	1	20	0	20	422	
Oct. 5	at Miami*	23	94	1	62	32	469	4	51	32-55-4	469	4	51	1	22	0	22	1	29	0	29	563	
Oct. 12	Rhode Island	15	24	0	22	26	286	1	51	26-48-0	286	1	51	1	11	0	11	0	0	0	0	310	
Oct. 19	North Carolina*																						
Nov. 2	at Notre Dame																						
Nov. 9	Wake Forest*																						
Nov. 16	at Georgia Tech*																						
Nov. 23	Pitt*																						
Nov. 29	at Virginia*																						
Opponent totals		212	874	11	62	119	1408	10	58	119-204-6	1408	10	58	7	136	0	26	6	72	0	29	2282	
Virginia Tech		250	972	8	54	96	1304	14	72	96-164-5	1304	14	72	18	340	0	71	6	39	0	25	2276	

Games: 6
 Avg/rush: 4.1
 Avg/catch: 11.8
 Pass effic: 126.60
 KR avg: 19.4
 PR avg: 12.0
 All purpose avg/game: 415.2
 Total offense avg/gm: 380.3

DATE	OPPONENT	TACKLES				SACKS NO-YDS	FUMBLE		PASS DEFENSE			BLKD KICK	PAT ATTEMPTS			SAF	PTS
		SOLO	AST	TOTAL	TFL-YDS		FF	FR-YDS	INT-YDS	QBH	BRK		KICK	RUN	RCV		
Aug 31	at Boston College*	44	46	90	8.0-26	2.0-12	1	2-0	3-0	1	4	0	5-5	0	0	0	35
Sept. 7	Old Dominion	33	42	75	7.0-14	1.0-5	2	2-0	0-0	0	2	0	2-2	0	0	0	17
Sept. 14	Furman	35	36	71	6.0-37	4.0-29	1	1-0	1-1	2	1	0	2-2	0	0	0	17
Sept. 27	Duke*	33	44	77	3.0-14	1.0-9	0	1-0	1-0	5	3	0	6-6	0	0	0	45
Oct. 5	at Miami*	40	16	56	5.0-16	2.0-13	0	0-0	0-0	3	2	0	4-3	1	0	0	35
Oct. 12	Rhode Island	34	38	72	5.0-24	2.0-11	0	0-0	0-0	2	2	0	0-0	0	1	0	17
Oct. 19	North Carolina*																
Nov. 2	at Notre Dame																
Nov. 9	Wake Forest*																
Nov. 16	at Georgia Tech*																
Nov. 23	Pitt*																
Nov. 29	at Virginia*																
Opponent totals		219	222	441	34.0-131	12.0-79	4	6-0	5-1	13	14	0	19-18	1	1	0	166
Virginia Tech		191	201	392	40.0-183	20.0-141	3	2-0	6-20	31	24	0	22-22	0	0	0	169

DATE	OPPONENT	NO	YDS	AVG	LG	PUNTING				FIELD GOALS			KICKOFFS					
						BLKD	TB	FC	50+	I20	ATT-MADE	LG	BLKD	NO	YDS	AVG	TB	OB
Aug 31	at Boston College*	6	231	38.5	48	0	0	2	0	1	1-0	0	0	6	387	64.5	3	0
Sept. 7	Old Dominion	5	205	41.0	49	0	0	1	0	2	1-1	34	0	4	243	60.8	1	0
Sept. 14	Furman	6	252	42.0	52	0	0	1	1	4	1-1	22	0	3	194	64.7	2	0
Sept. 27	Duke*	4	169	42.2	55	0	0	3	1	1	1-1	31	0	8	494	61.8	2	0
Oct. 5	at Miami*	3	146	48.7	57	0	1	1	2	0	0-0	0	0	5	312	62.4	3	0
Oct. 12	Rhode Island	2	79	39.5	44	0	0	2	0	1	3-3	41	0	5	271	54.2	1	0
Oct. 19	North Carolina*																	
Nov. 2	at Notre Dame																	
Nov. 9	Wake Forest*																	
Nov. 16	at Georgia Tech*																	
Nov. 23	Pitt*																	
Nov. 29	at Virginia*																	
Opponent totals		26	1082	41.6	57	0	1	10	4	9	7-6	41	0	31	1901	61.3	12	0
Virginia Tech		26	1249	48.0	69	0	2	15	13	10	7-5	35	0	32	2004	62.6	21	3

The Last Time

TEAM

Scored 90+ points	99, vs. Emory & Henry (11/22/19)
Scored 80-89 points	86, vs. Roanoke College (9/30/1905)
Scored 70-79 points	77, vs. Akron (10/14/95)
Scored 60-69 points	62, vs. William & Mary (9/08/18)
Scored 50-59 points	59, vs North Carolina (10/21/17)
Scored 40-49 points	42, vs. Miami (10/5/19)
Back-to-back 40+ games	vs. BC (49), vs. ECU (54), 2016
Three straight 40+ games	at NCSU (41), vs. CMU (45), vs. WF (52), 2010
Four straight 40+ games	NCSU (41), CMU (45), WF (52), Duke (44), 2010
Rushed for 500+ yards	500, at Pittsburgh (9/11/93)
Rushed for 400-499 yards	444, vs. Marshall (9/12/09)
Rushed for 300-399 yards	318, at Old Dominion (9/22/18)
Rushed for 200-299 yards	224, vs. Rhode Island (10/12/19)
Passed for 500+ yards	504, at Syracuse (11/09/02)
Passed for 400-499 yards	406, at Pittsburgh (10/27/16)
Passed for 300-399 yards	344, at Boston College (8/31/19)
Passed for 200-299 yards	272, vs. Old Dominion (9/7/19)
Rushed/Passed for 200+ yards	485, vs. Rhode Island (10/1/19)
	224 rush, 261 pass
Had 600+ yards in total offense	600, at Old Dominion (9/22/18)
Had 500-599 yards in total offense	582, vs. ODU (9/23/17)
Scored on first offensive play	vs. Appalachian State, 2011
	David Wilson, 20-yard run
Won on final offensive play	vs. Virginia (11/24/12)
	Cody Journell 29 yd FG
Lost on final offensive play	North Carolina (11/21/15)
	Quinshad Davis 5-yd pass from Marquise Williams (OT)
Won in overtime	34-31, vs. Virginia (11/23/18)
Lost in overtime	30-27 (OT), vs. North Carolina (11/21/15)
Recorded a safety	vs. East Carolina (9/24/16)
Recorded two defensive TDs	vs North Carolina (10/21/17)
Zero punts in a game	vs. William & Mary (9/08/18)
Zero sacks allowed in a game	vs. Boston College (11/03/18)
Recorded a shutout	at Virginia (11/24/17)
Held opp. to 0 yards or less rushing	-15, vs. Florida State (11/08/12)
Blocked two kicks in a game	vs. Pitt (11/18/17)
Scored special teams TD	vs. Virginia (11/23/18)
Scored defensive & special teams TD	vs North Carolina (10/21/17)
Played an overtime game	vs. Virginia (11/23/18)

INDIVIDUAL

Rushed for 200+ yards	253, Darren Evans, vs. Maryland (11/06/08)
Rushed for 150-199 yards	156, Steven Peoples, at ODU (9/22/18)
Two players rushed for 100 yards	NC State (10/02/10)
	(Darren Evans, 160 yds. & Tyrod Taylor, 121 yds.)
Three players rushed for 100 yards	at South Carolina (10/12/74)
	Phil Rogers (120), Roscoe Coles (111) & George Heath (104)
Had 40+ carries	42, Cyrus Lawrence, vs. Memphis St. (10/03/81)
Had 30-39 carries	33, Travon McMillian, at Boston College (10/31/15)
Had 20-29 carries	20, Steven Peoples, at Old Dominion (9/22/18)
Had two players with 20+ carries	Logan Thomas (23) & Trey Edmunds (22) vs. Marshall (9/21/13)
Rushed for 6 TDs	Tommy Francisco, vs. VMI (11/24/66)
Rushed for 5 TDs	Lee Suggs, at UCF (11/11/00)
Rushed for 4 TDs	Trey Edmunds, at Miami (11/09/13)
Rushed for 3 TDs	David Wilson, vs. Appalachian State (9/03/11)
Rushed for 2 TDs	Steven Peoples at Old Dominion (9/22/18)
Passed for 500+ yards	504, Bryan Randall, at Syracuse (11/09/02)
Passed for 300-499 yards	344, Ryan Willis at Boston College (8/31/19)
Passed for 200-299 yards	272, Ryan Willis vs. Old Dominion
Two QBs each pass for 100+ yards	at Old Dominion (9/22/18)
	(Josh Jackson, 151 yds. & Ryan Willis, 131 yds.)

Passed for 5 TDs	Josh Jackson, at ECU (9/16/17)
Passed for 4 TDs	Ryan Willis, at Boston College (8/31/19)
Passed for 3 TDs	Hendon Hooker, vs. Rhode Island (10/12/19)
Passed for 2 TDs	Ryan Willis, vs. Old Dominion (9/7/19)
Two QBs with 2 TD passes apiece	Logan Thomas and Mark Leal vs. Appalachian State (9/03/11)
Had 50+ pass attempts	52, Ryan Willis, vs Notre Dame (10/06/18)
Had 40-49 pass attempts	47, at Boston College (8/31/19)
Had 30-39 pass attempts	31, Ryan Willis, vs. Cincinnati (12/31/18)
Had 20-29 pass attempts	28, Ryan Willis, vs. Old Dominion (9/7/19))
Had 30+ pass completions	31, Ryan Willis, vs Notre Dame (10/06/18)
Had 20-29 pass completions	29, Ryan Willis, at Boston College (8/31/19)
QB rush/pass for 100 yards	Logan Thoms vs. Duke (10/26/13)
	(101 rush, 214 pass)
Had 10+ receptions	12, Damon Hazelton, vs Notre Dame (10/06/18)
Had 250+ yards receiving	279, Ernest Wilford, at Syracuse (11/09/02)
Had 200-249 yards receiving	227, Isaiah Ford, vs. Tulsa (12/26/15)
Had 100+ yards receiving	131, Damon Hazelton at ODU (9/22/18)
Three players with 100+ receiving	at Pittsburgh (10/27/16)
	Isaiah Ford (143), Bucky Hodges (145), Cam Phillips (109)
Had 4 TD receptions	Ernest Wilford at Syracuse (11/09/02)
Had 3 TD receptions	Dalton Keene at Miami (10/5/19)
Had 2 TD receptions	Damon Hazelton , vs. Rhode Island (10/12/19)
Intercepted 3 passes	Kendall Fuller, vs. Duke (10/26/13)
Intercepted 2 passes	Caleb Farley, Jermaine Waller at Miami (10/5/19)
Returned a KO for TD	Demitri Knowles, at North Carolina (10/06/12)
Returned punt for TD	Greg Stroman, vs North Carolina (10/21/17)
Returned an INT for TD	Greg Stroman, at Georgia Tech (11/11/17)
Returned a fumble for TD	Ricky Walker, vs North Carolina (10/21/17)
Returned blocked punt for TD	Jovonn Quillen vs. Virginia (11/23/18)
Returned blocked FG for TD	Adonis Alexander vs. Duke (11/05/16)
Returned blocked PAT for 2 pts	Stephan Virgil, vs. East Carolina (8/30/08)
Blocked an extra point	Dadi Nicolas, vs. Miami (10/23/14)
Blocked a FG	Tim Settle at Virginia (11/24/17)
Blocked a punt	Tre Turner vs. Virginia (11/23/18)
Scored a def. and special teams TD in a game	DeAngelo Hall vs. Arkansas St. (8/25/02) (49-yd. INT & 69-yd. PR)
Returned two punts for TDs	DeAngelo Hall vs. Syracuse (10/11/03) (58 & 60 yds.)
Successful 2-point conversion	at North Carolina (10/13/18)
	Damon Hazelton, reception
Made 6 FGs	Joey Slye, at Pittsburgh (10/27/16)
Made 5 FGs	Chris Kinzer, vs. Vanderbilt (11/15/86)
Made 4 FGs	Joey Slye, at Boston College (10/31/15)
Made 3 FGs	Brian Johnson, vs Notre Dame (10/06/18)
Kicked a 60+ FG	61, Wayne Latimer, vs. Florida State (10/11/1975)
Kicked a 50-59 FG	50, Joey Slye, at Miami (11/04/17)
Kicked a 40-49 FG	43, Brian Johnson, vs Notre Dame (10/06/18)
Kicked two 40+ yards FGs in one game	Joey Slye, at Virginia (11/28/15)
Kicked a 70+ punt	72, Oscar Bradburn vs. Boston College (11/03/18)
Kicked a 60-69 punt	69, Oscar Bradburn, vs. Old Dominion (9/7/19)

The Last Time – Opponent

TEAM

Scored 70+ points	77, Alabama (10/27/73)
Scored 60-69 points	66, Washington & Lee (11/03/51)
Scored 50-59 points	52, at Pittsburgh (11/10/18)
Scored 40-49 points	49, vs. Georgia Tech (10/25/18)
Rushed for 500+ yards	748, Alabama (10/27/73)
Rushed for 400-499 yards	492, at Pittsburgh (11/10/18)
Rushed for 300-399 yards	309, vs. Georgia Tech (11/12/16)
Rushed for 200-299 yards	256, vs. Cincinnati (12/31/18)
Had 50-99 yards rushing	94, at Miami (10/05/19)
Had FEWER than 50 yards rushing	24 vs. Rhode Island (10/13/19)
Passed for 500+ yards	NEVER
Passed for 400-499 yards	494, at Old Dominion (9/22/18)
Had 50-99 yards passing	68, vs. Furman (9/14/19)
Had FEWER than 50 yards passing	0, vs. Georgia Tech (10/25/18)
Had 800+ yards in total offense	833, Alabama (10/27/73)
Had 700-799 yards in total offense	NEVER
Had 600-699 yards in total offense	654, at Pittsburgh (11/10/18)
Had 500-599 yards in total offense	563, at Miami (10/5/19)
Recorded a safety	Boston College [2] (10/18/08)
Recorded a defensive TD	vs. Clemson (9/30/17)
Shut out Tech	Cincinnati (9/16/95)
Blocked two kicks in a game	Duke (9/16/06)
Scored a special teams TD	vs Miami (11/17/18)
Scored defensive & special teams TD	Alabama (8/31/13)

INDIVIDUAL

Rushed for 200+ yards	204, Brenden Knox, vs. Marshall (12/01/18)
Rushed for 150-199 yards	120, Justice Hill, vs. Ok State (12/28/17)
Rushed for 100-149 yards	178, Dexter Williams, vs Notre Dame (10/06/18)
Two players rushed for 100 yards	at Pittsburgh (11/10/18)
Three players rushed for 100 yards	Qadree Ollison (235), Darrin Hall (186)
Had 40+ carries	40, Tobias Oliver vs. Georgia Tech (10/25/18)
Had 35-39 carries	38, Derrick Knight, Boston College (11/22/03)
Rushed for 6 TDs	Willis McGahee, Miami (12/07/02)
Rushed for 5 TDs	NEVER
Rushed for 4 TDs	Chris Brantley, Rutgers (10/31/92)
Rushed for 3 TDs	Qadree Ollison, at Pittsburgh (11/10/18)
Rushed for 2 TDs	Stone Smartt, vs. Old Dominion (9/7/19)
Passed for 500+ yards	NEVER
Passed for 400-499 yards	494, Blake LaRussa, at ODU (9/22/18)
Passed for 300-399 yards	371, Will Grier vs. West Virginia (9/03/17)
Passed for 5 TDs	NEVER
Passed for 4 TDs	N' Kosi Perry, at Miami (10/5/19)
Passed for 3 TDs	Bryce Perkins, vs Virginia (11/23/18)
Had 50+ pass attempts	53, Will Grier vs. West Virginia (9/03/17)
Had 40-49 pass attempts	49, Blake LaRussa, at ODU (9/22/18) Had 30-39 pass attempts
Had 30+ pass completions	34, Isaiah Greene, vs. Marshall (12/01/18)
Had 20-29 pass comps	30, Blake LaRussa, at ODU (9/22/18)
QB rush/pass for 100 yards	28, N'Kosi Perry, at Miami (10/5/19)
Had 11+ receptions	259 yds passing, 112 yds rushing
Had 250+ yards receiving	13, Gary Jennings Jr., vs. West Virginia (9/03/17)
	NEVER

Had 200-249 yards receiving	224, Cam Worthy, East Carolina (9/13/14)
Had 100+ yards receiving	152, Isaiah Coulter, vs. Rhode Island (10/12/19)
Two players w/100+ yards receiving	at Miami (10/5/19)
	Travis Fulgham, 188, Jonathan Duhart, 142
Had 4 TD receptions	Chris Brantley, Rutgers (10/31/92)
Had 3 TD receptions	Coby Fleener, Stanford (1/03/11)
Had 2 TD receptions	Jeff Thomas, Miami (10/5/19)
Intercepted 3 passes	Aaron Beasley, West Virginia (9/22/94)
Intercepted 2 passes	Cordrea Tankersley, vs. Clemson, 2016 (12/03/16)
Returned a KO for TD	Christion Jones, Alabama (8/31/13)
Returned punt for TD	Jeff Thomas, vs Miami (11/17/18)
Returned an INT for TD	Dorian O'Daniel, vs. Clemson (9/30/17)
Returned/recovered a fumble for TD	Julian Love, vs Notre Dame (10/06/18)
Returned blocked punt for TD	T.J. Lee, East Carolina (8/30/08)
Returned blocked FG for TD	NEVER
Returned blocked PAT for 2 pts	Nigel Bradham, Florida State (12/04/10)
Blocked an extra point	Richard Ash, Western Michigan (9/27/14)
Blocked a FG	Nasir Adderley, vs. Delaware (9/09/17)
Blocked a punt	Gabriel Terry, Miami (11/1/2012)
2-point conversion	vs. Rhode Island (10/12/19)
	Vito Priore pass to Aaron Parker
Made 6 FGs	NEVER
Made 5 FGs	Alex Henery, Nebraska (9/19/09)
Made 4 FGs	Freeman Jones, at North Carolina (10/13/18)
Made 3 FGs	CJ Carrick, Rhode Island (10/12/19)
Kicked a 60+ FG	NEVER
Kicked a 50-59 FG	51, Cole Murphy, at Syracuse (10/15/16)
Kicked two 50+ FGs	51 & 53, Ross Martin, Duke (10/26/13)
Kicked a 40-49 FG	41, CJ Carrick, vs. Rhode Island (10/12/19)
Kicked a 70+ punt	76, Alex Henery, Nebraska (9/19/09)
Kicked a 60-69 punt	67, Nicholas Conte, vs. Virginia (11/26/16)

TURNOVERS

THE LAST TIME TECH...

Lost two fumbles	at Boston College (8/31/19)
Lost three fumbles	vs. Miami (10/23/14)
Lost four fumbles	vs. Liberty (9/03/16)
Lost five or more fumbles	5, vs. Tennessee (9/10/16)

Threw three interceptions	at Boston College, Ryan Willis (8/31/19)
Threw four interceptions	Logan Thomas vs. Duke (10/26/13)
Threw five interceptions	Maurice DeShazo vs. Virginia (11/19/94)
Threw six or more interceptions	7, vs. Florida St. (10/10/59)

THE LAST TIME AN OPPONENT...

Lost two fumbles	at North Carolina (10/13/18)
Lost three fumbles	vs Virginia (11/23/18)
Lost four fumbles	Arkansas St. (8/25/02)
Lost five or more fumbles	5, Clemson (9/14/85)
Threw three interceptions	at Florida State (9/03/18)
Threw four interceptions	Miami (10/5/19)
Threw five interceptions	Georgia Tech (11/1/07)
Threw six or more interceptions	6, Rutgers (11/21/98)

GAME ONE



VIRGINIA TECH 28
BOSTON COLLEGE 35

ALUMNI STADIUM • CHESTNUT HILL, MASS. • AUG. 31, 2019 • ATT: 35,213

Despite 344 yards and four touchdowns passing from quarterback Ryan Willis, the Virginia Tech football fell 35-38 to Boston College in an ACC game played Saturday afternoon and a game that marked the season opener for both teams.

The Hokies had won in their previous two visits to Chestnut Hill, but turnovers doomed them in this one, as the Hokies committed five of them and the Eagles scored 14 points off of those turnovers.

Trailing 35-21 late in the fourth quarter, the Hokies went on an 18-play march that used 2:30 off the clock and scored on an 11-yard touchdown pass from Willis to Kaleb Smith with 2:13 remaining. But on the ensuing possession, BC tailback AJ Dillon ran for 11 yards on third-and-9, and the Eagles ran out the clock for the win.

The Hokies actually led early in the game, taking a 14-7 advantage after a 20-yard touchdown pass from Willis to freshman receiver Tayvion Robinson. The extra point gave the Hokies the lead with 11:29 left in the first half.

But the remainder of the second quarter was all BC, as the Eagles took the lead and never trailed again, converting two Tech turnovers into 14 points. BC first tied the game at 14 on a 17-yard touchdown run by Dillon with 7:58 left in the half, and moments later, took advantage of a Willis fumble that gave the Eagles great field position at the Tech 17. That drive ended with a 17-yard touchdown pass from Anthony Brown to Kobay White with 6:20 remaining in the half that gave BC a 21-14 lead.

The critical turnover, though, came toward the end of the first half when Tech's Hezekiah Grimsley muffed a punt, which BC recovered at the Tech 20. Two plays later, Brown scampered into the end zone, giving the Eagles a 28-14 advantage. Tech drove into BC territory on its final drive of the half, but a Willis pass into the end zone was intercepted by BC's Joseph Sparacio.

The Hokies managed to cut the lead to 28-21 on a 10-yard touchdown pass from Willis to James Mitchell with 3:09 left in the third quarter, but the Eagles answered on a 1-yard touchdown run by David Bailey with 7:53 left in the game.

Tech finished with 442 yards of offense, while the Eagles ended with 432 yards.

SCORING	1	2	3	4	F
Virginia Tech	7	7	7	7	28
Boston College	7	21	0	7	35

- 1st - 12:01** BC Flowers 33 yd pass from Brown (Boumerhi kick), (5-67, 1:18)
- 1st - 04:43** VT Grimsley, H 55 yd pass from Willis (Johnson kick), (6-79, 2:51)
- 2nd - 11:29** VT Robinson, T 20 yd pass from Willis (Johnson, B kick), (9-88, 3:31)
- 2nd - 07:58** BC Dillon 17 yd run (Boumerhi kick), (9-75, 3:27)
- 2nd - 06:20** BC White 17 yd pass from Brown (Boumerhi kick), (3-17, 0:42)
- 2nd - 02:08** BC Brown 28 yd run (Boumerhi kick), (2-28, 0:14)
- 3rd - 03:09** VT Mitchell 11 yd pass from Willis (Johnson kick), (11-59, 5:27)
- 4th - 07:53** BC Bailey 1 yd run (Boumerhi kick), (10-56, 3:31)
- 4th - 02:13** VT Smith 11 yd pass from Willis (Johnson kick), (18-83, 5:40)

TEAM STATS	VT	BC
First downs	29	18
Rushing yds.	42-98	48-157
Passing yds.	344	275
Punt return yds.	9	23
Passes	29-47-3	15-27-1
Punts-avg.	6-45.5	6-38.5
Fumbles-lost	0-0	0-0
Penalties-yds.	4-20	6-32
Time of poss.	33:58	26:02

INDIVIDUAL STATS

Rushing — VT: King 10-33, McCleave 11-32, Holston 6-19, Willis 13-13, Turner 1-7; BC: Dillon 23-81, Bailey 12-38, Flowers 3-25, Brown 5-15, Richardson 1-2, TEAM 4 (-4).
Passing — VT: Willis 29-47-3 344; BC: Brown 15-26-0, White 0-1-1.
Receiving — VT: Grimsley 4-98, Robinson 6-72, Smith 4-62, Turner 5-49, Mitchell 2-22, Patterson 2-19, Keene 4-13, McCleave 1-6, King 1-3; BC: Flowers 2-91, White 3-73, Long 4-53, Bailey 1-27, Idrizi 2-20, Dillon 1-9, Burt 1-3, Glines 1- -1.

GAME TWO



OLD DOMINION 17
VIRGINIA TECH 31

LANE STADIUM • BLACKSBURG, VA. • SEPT. 7, 2019 • ATT: 57,282

Virginia Tech grabbed an early lead and never relinquished it en route to a 31-17 nonconference victory over Old Dominion on Saturday afternoon at Lane Stadium.

The victory pushed the Hokies to 1-1 on the season, while ODU fell to 1-1. Tech also avenged last season's 49-35 loss to the Monarchs in Norfolk.

Tech took command on its opening possession, marching 77 yards in 10 plays. A 20-yard pass play from quarterback Ryan Willis to tight end James Mitchell got the Hokies to the ODU 4, and on the next play, Keshawn King scored on a 4-yard run. Brian Johnson's extra point gave the Hokies a 7-0 lead less than 4 minutes into the game.

Tech pushed the lead to 24-3 on a Willis touchdown run on the first drive of the second half. Tech went 93 yards in 12 plays, finishing it off with a 1-yard run by Willis with 6:40 remaining in the third quarter.

The Monarchs made it a game with touchdowns on back-to-back drives spanning the third and fourth quarters. ODU quarterback Stone Smartt scored on a 3-yard run with 1:24 left in the third quarter, and then Smartt added another rushing touchdown minutes later with a 15-yard scamper that cut the Tech lead to 24-17 with 13:15 remaining.

But a long kickoff return by Terius Wheatley put the Hokies in great position, and Tech capitalized when Willis threw a 13-yard touchdown pass to Phil Patterson with just under 12 minutes to go. The Hokies weren't threatened again.

Tech finished with 403 yards of offense – led by Willis' 272 yards passing. ODU had 324 yards of offense.

SCORING	1	2	3	4	F
Old Dominion	3	0	7	7	17
Virginia Tech	10	7	7	7	31

- 1st - 11:30** VT King 4 yd run (Johnson kick), (10-77, 3:30)
- 1st - 04:47** ODU - RICE, Nick 34 yd field goal, (12-48, 6:43)
- 1st - 01:12** VT Johnson 24 yd field goal, (9-70, 3:30)
- 2nd - 05:17** VT Grimsley 9 yd pass from Willis (Johnson kick), (8-59, 2:48)
- 3rd - 06:40** VT Willis 1 yd run (Johnson kick), (12-93, 5:21)
- 3rd - 01:24** ODU SMARTT, Stone 3 yd run (RICE, Nick kick), (10-75, 5:16)
- 3rd - 03:09** VT Mitchell 11 yd pass from Willis (Johnson kick), (11-59, 5:27)
- 4th - 13:15** ODU SMARTT, Stone 15 yd run (RICE, Nick kick), (5-78, 1:34)
- 4th - 11:56** VT Patterson 13 yd pass from Willis (Johnson kick), (3-17, 1:08)

TEAM STATS	ODU	VT
First downs	19	21
Rushing yds.	43-202	39-131
Passing yds.	122	272
Punt return yds.	0	1
Passes	16-30-0	16-28-0
Punts-avg.	5-41.0	3-56.7
Fumbles-lost	1-0	2-2
Penalties-yds.	6-66	6-65
Time of poss.	33:20	26:40

INDIVIDUAL STATS

Rushing — VT: McCleave 20-72, King 6-23, Willis 8-34, Hooker 3-7, Robinson 1-3, Steward 1-0; ODU: Davis 11-81, Strong 8-51, Smartt 16-48, deWeaver 2-8, Watson 1-7, Spencer 1-6, Cunningham 3-2.
Passing — VT: Willis 16-28-0; ODU: Smartt 16-30-0.
Receiving — VT: Robinson 4-62, Turner 3-60, Grimsley 2-45, Patterson 3-44, K. Smith 2-32, Mitchell 1-20, McCleave 1-9; ODU: Williams 3-36, Herslow 3-31, Kumah 3-24, Strong 3-22, Watson 4-9.

GAME THREE

GAME FOUR



FURMAN 17
VIRGINIA TECH 24



DUKE 45
VIRGINIA TECH 10

LANE STADIUM • BLACKSBURG, VA. • SEPT. 14, 2019 • ATT: 52,314

Tré Turner scored second half touchdowns rushing and receiving, helping Virginia Tech rally to a 24-17 nonconference victory over Furman on Saturday at Lane Stadium.

The win marked Tech's second straight and moved the Hokies to 2-1 on the season. Furman fell to 1-2.

The Hokies trailed 14-3 at halftime after Furman converted two Virginia Tech turnovers into touchdowns, but the Hokies scored on their first two possessions of the second half to grab the lead, and then Turner's 29-yard touchdown run with 5:04 remaining sealed the win.

Tech tailback Keshawn King rushed for 119 yards in his first collegiate start, and his 54-yard run on the second play of the second half got the Hokies going. The play set up a 3-yard touchdown run by James Mitchell that cut the Furman lead to 14-10 with 10 minutes left in the third quarter.

A fumble by Furman's Devin Wynn on the ensuing possession was costly, with the Hokies converting on Ryan Willis' 2-yard touchdown pass to Turner with 8:12 left in the third. That score enabled Virginia Tech to grab a 17-14 lead, and it never trailed again.

Turner's 29-yard touchdown run gave Tech some breathing room. The Hokies allowed a Furman field goal late, but recovered an onside kick in the final minute and ran out the clock.

Turner, a receiver, rushed for 68 yards and caught four passes for 29 yards. Willis completed 17 of 21 for 123 yards, with a touchdown and an interception.

Devin Abrams paced Furman (1-2) with 72 yards rushing on 10 carries. The Paladins only had 231 yards of offense.

SCORING	1	2	3	4	F
Furman	0	14	0	3	17
Virginia Tech	3	0	14	7	24

- 1st - 05:37** VT Johnson 35 yd field goal (10-28, 4:34)
- 2nd - 14:56** FUR Devin Abrams 4 yd run (Grayson Atkins kick) (6-41, 3:16)
- 2nd - 05:35** FUR Darren Grainger 15 yd run (Grayson Atkins kick), (9-42, 5:10)
- 3rd - 10:00** VT Mitchell, J 3 yd run (Johnson, B kick), (6-83, 2:15)
- 3rd - 08:12** VT Turner, T 2 yd pass from Willis, R (Johnson, B kick) (4-26, 1:38)
- 4th - 05:04** VT Turner, T 29 yd run (Johnson, B kick) (5-62, 1:51)
- 4th - 01:49** FUR Grayson Atkins 22 yd field goal (10-70, 3:15)

TEAM STATS	FUR	VT
First downs	12	18
Rushing yds.	42-163	43-227
Passing yds.	68	123
Punt return yds.	0	1
Passes	9-16-1	17-21-1
Punts-avg.	6-42.0	4-52.0
Fumbles-lost	1-1	1-1
Penalties-yds.	3-15	6-40
Time of poss.	30:12	29:48

INDIVIDUAL STATS

Rushing — VT: King 12-119, Turner 5-68, McCleave 10-24, Robinson 1-21, Steward 1-3, Mitchell 1-3, Willis 10--5; FUR: Abrams 10-72, Wynn 13-66, Grainger 15-19, Gordon 1-5, Watkins 3-1.
Passing — VT: Willis 17-21-1 123; FUR: Grainger 8-15-1 63.
Receiving — VT: Robinson 4-31, Turner 4-29, K. Smith 2-22, King, 2-16, Keene 2-14, Mitchell 2-10; FUR: Gordon 4-33, Anderson 2-19, Miller 1-8, Wynn 1-5, Armstrong 1-3.

LANE STADIUM • BLACKSBURG, VA. • SEPT. 27, 2019 • ATT: 59,537

Duke quarterback Quentin Harris threw two touchdown passes and ran for a score, lifting the Blue Devils to a 45-10 victory over Virginia Tech in an ACC game played Friday night at Lane Stadium.

With the loss, the Hokies fell to 2-2 on the season, 0-2 in the ACC. Duke moved to 3-1 overall, 1-0 in league play.

The Hokies led 3-0 at the end of the first quarter after a 20-yard field goal by Brian Johnson, but the Blue Devils converted a Tech fumble into a Harris touchdown pass to Noah Gray with a little more than 11 minutes left in the half. That started a string in which Duke scored touchdowns on three straight possessions to end the first half.

Duke added to its lead in the third quarter with a 32-yard field goal from AJ Reed and a 42-yard touchdown run by Harris.

Tech's lone score in the second half came on a 72-yard touchdown pass from quarterback Ryan Willis to Damon Hazelton with 2:31 remaining in the third quarter.

Deshawn McCleave rushed for 102 yards on 17 carries. Willis completed 7 of 18 for 112 yards, with a touchdown and an interception, as the Hokies finished with just 259 yards.

Harris led the Blue Devils, completing 20 of 27 for 163 yards and two touchdowns. He also rushed for 100 yards on 17 carries on a night when Duke wound up with 422 yard

SCORING	1	2	3	4	F
Duke	0	21	10	14	45
Virginia Tech	3	0	7	0	10

- 1st - 00:27** VT Johnson 20 yd field goal (10-38, 5:19)
- 2nd - 11:20** DU Gray, N 16 yd pass from Harris (Reed kick) (1-16, 0:05)
- 2nd - 06:43** DU Gray, N 1 yd pass from Harris (Reed kick) (9-67, 3:32)
- 2nd - 00:39** DU Jackson, D 25 yd pass from Calhoun (Reed kick) (9-91, 3:46)
- 3rd - 05:56** DU Reed 31 yd field goal (10-49, 3:08)
- 3rd - 03:30** DU Harris 42 yd run (Reed kick) (1-42, 0:08)
- 3rd - 02:21** VT Hazelton, D 72 yd pass from Willis (Johnson kick) (3-78, 0:54)
- 4th - 12:25** DU Jackson, D 32 yd run (Reed kick) (10-75, 5:06)
- 4th - 03:37** DU Katrenick, C. 9 yd run (Reed kick) (11-57, 7:24)

TEAM STATS	DU	VT
First downs	24	14
Rushing yds.	41-234	43-139
Passing yds.	188	120
Punt return yds.	20	25
Passes	21-28-0	8-20-1
Punts-avg.	4-42.2	5-41.2
Fumbles-lost	0-0	1-1
Penalties-yds.	8-62	5-52
Time of poss.	32:14	27:46

INDIVIDUAL STATS

Rushing — VT: McCleave 17-102, Steward 7-25, King 6-16, Willis 4-5, Robinson 2-3, Patterson 1-1, Mitchell 1-1, Turner 1-(-4), Hooker 4-(-11); DU: Harris 17-100, Jackson 9-55, Durant 11-29, Parker 1-28, Brown 2-13, Katrenick 1-9
Passing — VT: Willis 7-18-1 112, Hooker 1-2 8; DU: Harris 20-27 163, Calhoun 1-1 25

Receiving — VT: Hazelton 1-72, Robinson 4-25, Grimsley 1-9, Patterson 1-9, McCleave 1-5; DU: Durant 3-53, Gray 6-50, Jackson 5-45, Young 2-22, Bobo 2-12, Calhoun 3-6

GAME FIVE



VIRGINIA TECH 42
MIAMI 35

HARD ROCK STADIUM • MIAMI GARDENS, FL • OCT. 5, 2019 • ATTENDANCE: 53,183

Deshawn McCleave scored on a 3-yard run with 1:03 remaining to lift Virginia Tech to a wild 42-35 ACC victory over Miami on Saturday afternoon at Hard Rock Stadium. With the win, the Hokies moved to 3-2 overall, 1-2 in ACC play. Miami, coming off a bye week, fell to 2-3 overall, 0-2 in the league. Tech also snapped a two-game losing streak to Miami. The Hokies managed to pull out the victory despite squandering a 28-0 first half lead. Miami rallied in the fourth quarter, scoring 21 unanswered points – the final seven on a 62-yard run by DeeJay Dallas that tied the game at 28 with 3:16 remaining. But the Hokies answered. Tech went on a 63-yard march that took five plays and scored on a 3-yard run by McCleave that gave it a 42-35 edge with 1:03 left. Miami had one last chance. The 'Canes drove to the Tech 10 on the ensuing possession, but Tech linebacker Alan Tisdale broke up a N’Kosi Perry pass on the game’s final play to seal the victory for the Hokies. The Hokies grabbed that 28-0 lead primarily because Tech’s defense forced five first half turnovers. The Hokies intercepted Miami quarterback Jarren Williams on each of the 'Canes first three possessions. Jermaine Waller intercepted two of those, and Tech scored touchdowns off both, with Hendon Hooker – making his first collegiate start – rushing for a score and throwing a 20-yard touchdown pass to tight end Dalton Keene. The Hokies later converted a Mike Harley fumble in a 1-yard touchdown run by James Mitchell. Tech also scored in a more traditional fashion. The Hokies went on a 12-play, 80-yard march spanning the first and second quarter that ended with Hooker’s second touchdown pass to Keene – a 17-yarder that gave Tech a 28-0 advantage early in the second quarter. In the fourth quarter, Hooker threw a 5-yard touchdown pass to Keene to give the Hokies a 35-14 lead before Miami rallied to tie the game. Taking over for Ryan Willis, Hooker, a redshirt sophomore completed 10 of 20 passes for 184 yards, with three touchdowns, and he also rushed for 76 yards and a score. Keene caught five passes for 73 yards and three touchdowns. Tech’s defense finished with nine tackles for a loss and a season-high seven sacks.

SCORING	1	2	3	4	F
Virginia Tech	21	7	0	14	42
Miami	0	7	7	21	35

- 1st - 09:48** VT Hooker 12 yd run (Johnson kick) (8-48, 3:54)
- 1st - 03:19** VT Keene 20 yd pass (Johnson kick) (2-23, 0:36)
- 1st - 02:16** VT Mitchell 1 yd run (Johnson kick) (4-20, 0:54)
- 2nd - 09:30** VT Keene 17 yd pass (Johnson kick) (12-80, 6:02)
- 2nd - 0:00** UM Pope 38 yd pass (Baxa kick) (5-84, 0:53)
- 3rd - 09:38** UM Jordan 6 yd pass (Baxa kick) (8-88, 3:33)
- 4th - 12:43** VT Keene 5 yd pass (Johnson kick) (4-80, 1:35)
- 4th - 07:03** UM Thomas 13 yd pass (Baxa kick) (10-65, 5:40)
- 4th - 04:55** UM Thomas 25 yd pass (Dallas rush) (6-61, 1:12)
- 4th - 03:16** UM Dallas 62 yd rush (Baxa kick failed) (2-69, 0:50)
- 4th - 01:03** VT McCleave 3 yd run (Johnson kick) (5-63, 2:13)

TEAM STATS	VT	UM
First downs	17	27
Rushing yds.	43-153	23-94
Passing yds.	184	469
Punt return yds.	3	29
Passes	10-20-0	32-55-4
Punts-avg.	7-50.1	3-48.7
Fumbles-lost	0-0	2-1
Penalties-yds.	5-50	11-90
Time of poss.	28:45	31:15

INDIVIDUAL STATS

Rushing — VT: Hooker 16-76, McCleave 14-57, King 12-19, Mitchell 1-1; UM: Dallas 6-66, Harris 2-19, Harley 2-18, Thomas 1-8, Murphy 1-1, Williams 2-(-2), Perry 9-(-16).
Passing — VT: Hooker 10-20-0 184; UM: Perry 28-47-1 422, Williams 4-7-3 47, Team 0-1-0 0.
Receiving — VT: Mitchell 3-75, Keene 5-73, Hazelton 1-29, Robinson 1-7; UM: Jordan 7-136, Thomas 6-124, Wiggins 4-64, Pope 2-45, Osborn 3-44, Harley 5-36, Dallas 3-12, Harris 1-6, Parrot 1-2.

GAME SIX



RHODE ISLAND 17
VIRGINIA TECH 34

LANE STADIUM • BLACKSBURG, VA • OCT. 12, 2019 • ATTENDANCE: 51,716

Virginia Tech quarterback Hendon Hooker threw three touchdown passes, including two to Damon Hazelton, and the Hokies pulled away in the second half to down Rhode Island 34-17 in a nonconference game Saturday afternoon at Lane Stadium. With the victory, the Hokies moved to 4-2 on the season. Rhode Island fell to 1-5. After throwing three touchdown passes in his first collegiate last weekend in the Hokies’ 42-35 victory over Miami, Hooker again played well for Tech, guiding the Hokies on scoring drives on five of their first six possessions. He completed touchdown passes of 9 and 37 yards to Hazelton and 3 yards to tight end Dalton Keene. Tech grabbed a 10-0 lead in the first quarter and never trailed. Brian Johnson’s 22-yard field goal capped Tech’s first drive of the game, and then the 9-yard touchdown pass to Hazelton gave the Hokies a 10-point lead. Hooker’s second touchdown pass to Hazelton enabled the Hokies to take a 17-6 lead at halftime. Rhode Island cut the Tech lead to 3 on a 9-yard touchdown pass from Vito Priore to Ahmere Dorsey on the Rams first possession of the second half. Rhode Island went for two points and got it, cutting the Hokie lead to 17-14 with 12:26 left in the third. But Tech answered, as a 10-play 93-yard drive ended with Hooker’s touchdown pass to Keene to give the Hokies a 24-14 lead. Tech then scored 10 fourth quarter points to put the game away. Hooker completed 16 of 27 for 261 yards, and more importantly, did not throw an interception. Hazelton caught five passes for 93 yards and the two touchdowns, and Deshawn McCleave rushed for 124 yards and a score. Tech, which scored on six of eight possessions, finished with a season-high 485 yards of offense.

KEY PLAY

Tech made several big plays in this one, but one of the biggest – maybe the biggest – came toward the end of the first quarter. The Hokies led 3-0 and faced third-and-9 from the Rhode Island 19. Hooker couldn’t connect with Hazelton, but the Rams’ Rashod Dickerson was flagged for pass interference, giving the Hokies a first down at the Rhode Island 4. Two plays later, Hooker hit Hazelton on the 9-yard touchdown pass to give the Hokies a 10-0 lead, and they were off and running.

SCORING	1	2	3	4	F
Rhode Island	0	6	11	0	17
Virginia Tech	10	7	7	10	34

- 1st - 08:44** VT Johnson 22 yd field goal (13-81, 6:16)
- 1st - 01:17** VT Hazelton 9 yd pass from Hooker (Johnson kick) (9-86, 2:59)
- 2nd - 12:15** URI Carrick 41 yd field goal (7-51, 4:02)
- 2nd - 09:46** VT Hazelton 37 yd pass from Hooker (Johnson kick) (6-66, 2:28)
- 2nd - 03:29** URI Carrick 36 yd field goal (14-56, 6:17)
- 3rd - 12:26** URI Dorsey 9 yd pass from Priore (Parker pass) (8-75, 2:34)
- 3rd - 07:57** VT Keene 3 yd pass from Hooker (Johnson kick) (10-93, 4:25)
- 3rd - 02:37** URI Carrick 41 yd field goal (10-60, 5:16)
- 4th - 13:41** VT McCleave 1 yd run (Johnson kick) (9-75, 3:56)
- 4th - 02:06** VT Johnson 22 yd field goal (10-76, 5:27)

TEAM STATS	URI	VT
First downs	18	25
Rushing yds.	24	224
Passing yds.	286	261
Punt return yds.	0	0
Passes	26-48-0	16-28-0
Punts-avg.	2-29.5	1-39
Fumbles-lost	0-0	1-0
Penalties-yds.	8-67	6-54
Time of poss.	28:54	31:06

INDIVIDUAL STATS

Rushing — VT: McCleave 12-124, Hooker 15-43, King 6-30, Gary 4-24, Robinson 2-13, Team 1-(-10); URI: Bryant 10-54, Jones 1-3, Parker 1-0, Priore 3-(-33).

Passing — VT: Hooker 16-28-261 Robinson 0-1-0; URI: Priore 26-47-286, Parker 0-1-0

Receiving — VT: Hazelton 5-93, Keene 4-53, Robinson 4-48, King 1-40, Mitchell 1-27, Simmons 1-0; URI: Coulter 9-152, Parker 5-64, Dorsey 4-34, Bryant 5-19, Lee 1-14, Antrum 2-3.