

VT HOKIES

2019-20 Virginia Tech Men's Basketball Game Notes

Game Info

Tuesday, Jan. 7 | Game 15
The Dome | Syracuse, N.Y.

On the Call

Chris Cotter (PxP)
Chris Spatola (Analyst)



Schedule

INFORMATION

Virginia Tech
Hokies



Record.....10-4, 1-2 ACC
Starters R/L.....1/4
Head Coach.....Mike Young
Record at Tech (Years).....10-4 (1st)

Syracuse
Orange



Record.....8-6, 1-2 ACC
Starters R/L.....1/4
Head Coach.....Jim Boeheim
Record at 'Cuse (Years).....954-391 (44th)

NUMBERS TO KNOW

2

The Hokies have been able to play smart defense so far, rarely committing fouls on closeouts and when their opponent attacks the glass, ranking No. 2 in fouls per game (11.9).

3

Two of Tech's biggest strengths are sharing the rock and eliminating miscues on the offensive end. The Hokies rank third nationally in assist/turn-over ratio with a 1.60 clip.

5

Tech goes on the road five times in the month of January and only plays at home three times. The five games are the most of any month this season of Tech being on the road.

PROJECTED STARTERS

#	Name	P	R	A	B	S
2	Landers Nolley (G/F)	17.4	5.8	2.5	0.3	0.9
3	Wabissa Bede (G)	6.1	4.2	6.1	0.4	1.0
4	Nahiem Alleyne (G)	9.6	2.5	1.5	0.3	0.4
14	P.J. Horne (F)	8.3	4.6	0.6	0.5	0.6
23	Tyrece Radford (G)	7.9	5.6	1.3	0.3	1.0

AT THE RIM

- Going on the road for the second straight game, the Virginia Tech men's basketball team will play at Syracuse on Tuesday at 9 p.m. ET.
- Former BIG EAST foes, the two schools have faced each other the last six season in a row, while the Orange lead the all-time series 9-4. The first matchup was in '76. Last season was a fun one for Tech, setting records. (More on page 5)
- The contest will mark the first time 'Cuse's Jim Boeheim and Tech's Mike Young have faced each other.
- Tech looks to bounce back from its loss to in-state rival No. 18/18 Virginia and has done so once this year, following its loss to No. 2/2 Duke - something Coach Young has had a knack of stopping losing streaks. (More on page 16)

WHO TO WATCH



- Coming out the gate on fire, Landers Nolley put up 15 of his 18 points in the first half versus then-No. 19/19 Virginia.
- His 18 points marked the sixth-most by a UVA opponent's player and was 46 percent of Tech's total points.

- Getting to the charity stripe a game-high six times, Tyrece Radford converted four of those from the line on his way to eight points versus UVA.
- The guard's eight points were the second-most by a Hokie and he had three boards and two steals.



LAST TIME OUT

- Then-19/19 Virginia came out putting the clamps down defensively, holding Tech to 39 points on its way to a 26-point victory.
- The loss marked Tech's third straight to UVA and lost half a point in the Commonwealth Clash presented by Virginia529.

NOVEMBER

5	AT CLEMSON* (ESPNU)	W, 67-60
8	COPPIN STATE (ACCNX)	W, 74-42
13	USC UPSTATE (ACCNX)	W, 80-57
16	LEHIGH (ACCNX)	W, 79-53
20	DELAWARE STATE (ACCNX)	W, 100-64
25	(1) VS. NO. 3/3 MICHIGAN STATE (ESPN2)	W, 71-66
26	(1) VS. [RV/---] DAYTON (ESPN)	L, 89-62
27	(1) VS. BYU (ESPN2)	L, 90-77

DECEMBER

6	NO. 10/8 DUKE* (ACCN)	L, 77-63
11	CHATTANOOGA (ACCN)	W, 63-58
15	GARDNER-WEBB (ACCNX)	W, 73-46
21	VMI (ACCN)	W, 64-55
29	MARYLAND EASTERN SHORE (RSN)	W, 92-37

JANUARY

4	AT NO. 19/19 VIRGINIA* (RSN)	L, 65-39
7	AT SYRACUSE* (ACCN)	9 P.M.
11	NC STATE* (RSN)	2 P.M.
14	AT WAKE FOREST* (ACCN)	9 P.M.
18	SYRACUSE* (RSN)	NOON
22	NORTH CAROLINA* (ACCN)	8 P.M.
25	AT BOSTON COLLEGE* (ESPN2/ESPNU)	2 P.M.
28	AT MIAMI (FLA.)* (ACCN)	8 P.M.

FEBRUARY

1	NO. 10/10 FLORIDA STATE* (RSN)	4 P.M.
4	AT GEORGIA TECH* (ESPN/ESPN2/ESPNU/ACCN)	7 P.M.
8	BOSTON COLLEGE* (RSN)	NOON
15	PITT* (ACCN)	6/8 P.M.
19	MIAMI (FLA.)* (RSN)	9 P.M.
22	AT NO. 2/2 DUKE* (ESPN/ESPN2/ESPNU/ACCN)	4 P.M.
26	NO. 18/18 VIRGINIA* (ESPN/ESPN2/ESPNU/ACCN)	7 P.M.

MARCH

1	AT NO. 13/11 LOUISVILLE* (ACCN)	6 P.M.
4	CLEMSON* (ACCN)	7 P.M.
7	AT NOTRE DAME* (ACCN)	2/4 P.M.
10-14	(2) VS. TBA (ESPN/ESPN2/ACCN)	TBA

* ACC GAME | AP POLL RANKING/COACHES POLL RANKING

- 1 - MAUI JIM MAUI INVITATIONAL (MAUI, HAWAII')
- 2 - ACC TOURNAMENT (GREENSBORO, N.C.)

VIRGINIA TECH CONTACT INFO

Lance Dozier | Phone: (507) 993-1898 | Email: lance17@vt.edu
Assistant Director, Strategic Communications
Matt Johnson | Phone: (336) 692-2690 | Email: mattj3@vt.edu
Student Assistant, Strategic Communications

Social



@HokiesMBB



@HokiesMBB



/HokieSports



AP Top 25 Poll - Week 10

Jan. 6 | *Opponents in italics*

#	Team (1st place)	Record	Points
1	Gonzaga (63)	16-1	1607
2	Duke (9)	13-1	1545
3	Kansas (2)	11-2	1513
4	Baylor	11-1	1386
5	Auburn	13-0	1317
6	Butler	14-1	1181
7	San Diego State	15-0	1130
8	Michigan State	12-3	1129
9	Oregon	12-3	1075
10	Florida State	13-2	966
11	Ohio State	11-3	924
12	Maryland	12-2	863
13	Louisville	11-3	844
14	Kentucky	10-3	811
15	Dayton	13-2	614
16	Villanova	10-3	604
17	West Virginia	11-2	599
18	Virginia	11-2	556
19	Michigan	10-4	502
20	Penn State	12-2	456
21	Memphis	12-2	455
22	Texas Tech	10-3	287
23	Wichita State	13-1	252
24	Arizona	11-3	184
25	Colorado	12-3	81

Receiving Votes: Iowa 63, Seton Hall 48, Arkansas 38, Marquette 25, Xavier 18, Wisconsin 17, Houston 8, Creighton 6, Washington 6, VCU 5, Saint Mary's 3, Liberty 2, Northern Iowa 2, Purdue 1, BYU 1, Stephen F. Austin 1

Coaches Top 25 Poll - Week 10

Jan. 6 | *Opponents in italics*

#	Team (1st place)	Record	Points
1	Gonzaga (27)	16-1	788
2	Duke (4)	13-1	764
3	Kansas (1)	11-2	739
4	Baylor	11-1	670
5	Auburn	13-0	626
6	Butler	14-1	598
7	San Diego State	15-0	552
8	Michigan State	12-3	518
9	Oregon	12-3	506
10	Florida State	13-2	456
11	Louisville	11-3	436
12	Ohio State	11-3	435
13	Kentucky	10-3	425
14	Maryland	12-2	407
15	Dayton	13-2	370
16	Villanova	10-3	317
17	West Virginia	11-2	276
18	Virginia	11-2	271
19	Michigan	10-4	231
20	Penn State	12-2	205
21	Texas Tech	10-3	179
22	Memphis	12-2	145
23	Wichita State	13-1	127
24	Arizona	11-3	115
25	Seton Hall	10-4	53

Receiving Votes: Colorado 46, Iowa 43, Marquette 22, Xavier 20, Arkansas 16, Houston 15, Creighton 8, Washington 6, Wisconsin 5, Florida 5, LSU 2, Purdue 2, Georgia 1

GENERAL INFORMATION

University Name	Virginia Tech
Location	Blacksburg, Va.
Founded	1872
Enrollment	34,000
President	Dr. Timothy Sands
Director of Athletics	Whit Babcock
Nickname	Hokies
Mascot	Hokie Bird
Colors	Chicago Maroon and Burnt Orange
Affiliation	NCAA Division I
Conference	Atlantic Coast
Home Court	Cassell Coliseum
Capacity	9,275

INFORMATION

2018-19 Record	26-9
Conference Record/Finish	12-6 (5th in ACC)
Starters Returning/Lost	1/4
Letterwinners Returning/Lost	4/5
Newcomers	8 (4 freshmen, 2 redshirts, 1 transfer, 1 walk-on)

STAFF

Head Coach	Mike Young (Emery & Henry, 1986)
Virginia Tech Record/Years	10-4 / First season
Overall Record/Years	309-248 / 18 years
Associate Head Coach	Chester Frazier (Illinois, 2009)
Assistant Coach	Antwon Jackson (Pikeville, 1993)
Assistant Coach	Christian Webster (Harvard, 2013)
Chief of Staff	Stephanie Ballein (Virginia Tech, 1990, 1995)
Special Assistant to the Head Coach	Kevin Giltner (Wofford, 2012)
Special Assistant for Recruiting	Matt Olinger (Liberty, 2007)
Director of Player Personnel	Ryan Nadeau (Michigan State, 2016)
Director, Sports Medicine	Hisham Ziyout (Salisbury, 2015)
Coordinator of Basketball Relations	Ace Custis (Virginia Tech, 1997)
Senior Director, Strength & Conditioning	David Land (App State, 2011)
Assistant Director, Equipment Services	Bruce Garnes (Virginia Tech, 1994, 1996)
Graduate Assistant	Chakiris Moss (Greensboro, 2013)
Graduate Assistant	Will Stigall (Wofford, 2019)
Administrative Assistant	Isabelle Schneiderman (Virginia Tech, 2019)

ROSTER

No.	Name	Pos.	Ht.	Wt.	Cl.	Hometown	High School/Last School
0	Hunter Cattoor	G	6-3	205	Fr.	Orlando, Fla.	Bishop Moore
1	Isaiah Wilkins	G	6-4	225	So.	Winston-Salem, N.C.	Mount Tabor
2	Landers Nolley II	G/F	6-7	225	r-Fr.	Atlanta, Ga.	Langston Hughes
3	Wabissa Bede	G	6-0	200	Jr.	North Andover, Mass.	Cushing Academy
4	Nahiem Alleyne	G	6-3	195	Fr.	Buford, Ga.	Mountain View
10	Jonathan Kabongo	G	6-4	195	So.	Toronto, Canada	Thornlea Secondary
11	Brendan Palmer	G	6-4	195	So.	Winston-Salem, N.C.	Forsythe Country Day
13	Grant Yates	F	6-8	210	So.	Gainesville, Va.	Battlefield/Christopher Newport
14	P.J. Horne	F	6-6	225	Jr.	Tifton, Ga.	Tift County
15	Jalen Cone	G	5-10	170	Fr.	Walkertown, N.C.	Walkertown
21	John Ojiako	F	6-10	240	Fr.	Lagos, Nigeria	Admiral Farragut
22	Keve Aluma	F	6-9	240	Jr.	Berlin, Md.	Stephen Decatur/Wofford
23	Tyrece Radford	G	6-1	205	r-Fr.	Baton Rouge, La.	McKinley
24	Branden Johnson	F	6-8	230	Gr.	Garfield Heights, Ohio	Garfield Heights/Alabama St.
25	Ryan Payne	F	6-8	220	Jr.	Mechanicsville, Va.	Hanover

PRONUNCIATIONS

Nahiem Alleyne	na-HEEM ah-LEAN	Jonathan Kabongo	kuh-BONGO
Keve Aluma	Kev-aye	Landers Nolley II	NAH-lee
Wabissa Bede	wa-BEE-sah BEE-dee	John Ojiako	OH-gee-ah-co
Hunter Cattoor	cuh-TOUR	Tyrece Radford	TIE-reese





2019-20 ACC Standings

#	Team	Overall	ACC	Pct.
1.	No. 2/2 Duke	13-1	3-0	.929
	No. 18/18 Virginia	11-2	3-0	.846
3.	No. 10/10 Florida State	13-2	3-1	.867
4.	No. 13/11 Louisville	11-3	2-1	.786
	Boston College	8-6	2-1	.571
6.	Georgia Tech	7-7	2-2	.500
7.	NC State	10-4	1-2	.714
	Notre Dame	10-4	1-2	.714
	Pitt	10-4	1-2	.714
	Virginia Tech	10-4	1-2	.714
	Miami (Fla.)	9-4	1-2	.692
	Wake Forest	8-5	1-2	.615
	North Carolina	8-6	1-2	.571
	Syracuse	8-6	1-2	.571
15.	Clemson	7-7	1-3	.500

2019-20 Preseason ACC Coaches' Poll

#	Team (First-place votes)	Points
1.	Duke (51)	1564
2.	North Carolina (19)	1493
3.	Louisville (29)	1448
4.	Virginia (12)	1405
5.	Florida State	1157
6.	NC State	1038
7.	Notre Dame	915
8.	Syracuse	910
9.	Miami (Fla.)	768
10.	Pitt	577
11.	Clemson	564
12.	Georgia Tech	437
13.	Boston College	382
14.	Virginia Tech	334
15.	Wake Forest	328

Preseason All-ACC Team

First Team

Jordan Nwora, Louisville, 95
 Tre Jones, Duke, 89
 Cole Anthony, North Carolina, 81
 John Mooney, Notre Dame, 51
 Mamadi Diakite, Virginia, 49

Second Team

Markell Johnson, NC State, 39
 Vernon Carey Jr., Duke, 19
 Chris Lykes, Miami, 18
 Garrison Brooks, North Carolina, 11
 Trent Forrest, Florida State, 11

Preseason ACC Freshman of the Year

Cole Anthony, North Carolina, 89
 Vernon Carey Jr., Duke, 8
 Wendell Moore Jr., Duke, 5
 Casey Morsell, Virginia, 3
 Cassius Stanley, Duke, 3
 Matthew Hurt, Duke, 3

Preseason ACC Player of the Year

Jordan Nwora, Louisville, 55
 Cole Anthony, North Carolina, 31
 Tre Jones, Duke, 19
 John Mooney, Notre Dame, 3
 Mamadi Diakite, Virginia, 2
 Markell Johnson, NC State, 1

A WIN WOULD

- Be only Tech's second time winning at Syracuse and first since 1976, which was its first time playing at 'Cuse.
- Make coach Mike Young 1-0 versus Jim Boeheim and 1-0 against the Orange as well.
- Mark Tech's second straight win over Syracuse for just the second time in school history (1976, 1978).

RECAPPIN' VIRGINIA

- It was not how the Hokies drew it up in a 26-point loss this past Saturday, scoring a season-low 39 points to mark their fewest point tally since 1967.
- That game in 1967 was a loss to East Carolina, spanning 1,574 games of Tech scoring at least 40 points.
- Tech's 13 field goals made were its fewest in the ACC era, topping the previous low of 14 set three times, with most recently being ironically versus UVA in 2014.
- The Hokies' 27.1 percent from the field was their lowest since 2008 when they took on UNC (25.9%).

ONE OF THE BEST IN 2019

- Tech coach Mike Young fielded one of the better records in the 2019 calendar year, sitting tied for second in Division I versus Division I games.
- Young racked up 20 wins at Wofford, getting 16 in conference play, three in the SoCon tourney and one in the NCAA Tournament, while 10 Ws at Tech.

Coach	Team(s)	Record	WP
Mark Few	Gonzaga	33-3	.917
Mike Young	Virginia Tech/Wofford	30-4	.882
Ritchie McKay	Liberty	30-4	.882
Tony Bennett	Virginia	33-5	.868
Mike Krzyzewski	Duke	32-6	.842

HOME SWEET HOME

- Wrapping up nonconference play with a win over Maryland Eastern Shore, the Hokies extended their home nonconference winning streak to 32 games, which is a school record.
- Tech is in elite company among high-major schools, sitting with the fourth-best win streak.

Team	Conference	Home Noncon	Streak
Butler	BIG EAST		58
Texas Tech	Big 12		54
Florida State	ACC		37
Virginia Tech	ACC		32
Auburn	SEC		28

FIVE IS THE MAGIC NUMBER

- There aren't too many teams in Division I that boast four players that have had at least one game of making five 3-pointers, with the Hokies being one of only seven schools and the lone high-major.
- The schools are Buffalo, Davidson, Detroit Mercy, Georgia Southern, Northern Kentucky, Virginia Tech and Wofford. But Tech is the only school to have five players.
- Its five players are Landers Nolley (2 five 3-pointer games), Nahiem Alleyne (1), Jalen Cone (1), Isaiah Wilkins (1), and, thanks to five 3s in his last game versus Maryland Eastern Shore, Hunter Cattoor (1).

VERY FEW MISCUES

- Over the last 10 seasons in Division I, there have been 80 games when a team commits two or less turnovers, including Tech's most recent game against Maryland Eastern Shore. It's only happened four times this season.
- Tech played 35 minutes of turnover-free basketball before it coughed up its first miscue, as it was on pace to be just the second team in the last decade to complete a game with zero TOs (Wisconsin, 2015 vs. Iowa).

OFF THE HARDWOOD

- For the third straight semester, Tech's men's basketball team turned in over a 3.00 GPA.
- It earned a 3.22 in the fall 2018, a 3.48 in the spring 2019 and a 3.27 this past fall.

ANOTHER ONE

- Landers Nolley earned his fourth ACC Freshman of the Week, which is the most by a Tech freshman since the school joined the league in 2004.
- It hasn't been that long since an ACC freshman has won the award four times, with Duke's Zion Williamson and North Carolina's Coby White winning it five times last year.
- The record for most times winning it is 10, with North Carolina's Tyler Hansbrough (2005-06), Georgia Tech's Kenny Anderson (1989-90) and Duke's Jabari Parker (2013-14) all being tied with 10.

RECAPPIN' THE SHORE

- In Tech's 55-point win over Maryland Eastern Shore, a few season highs took place.
- The Hokies shot their best free-throw percentage with a 84.2 clip, making 16 of 19 from the line, and allowed a season-low 37 points.
- The 37 points mark the first time Tech has held an opponent to under 40 points since Nov. 24, 2018 versus Saint Francis (Pa.), a 75-37 win.

BENCH MAKING STRIDES

- After Tech's bench was essentially non-existent versus Chattanooga on Dec. 11 (season-low five points), it has woken up and ripped off three straight games of scoring 30 or more points.
- During this stretch, the Hokies' reserves are averaging 40.3 points per game after scoring a combined 121 points, including tying a season-high 49 vs. UMES.
- Tech's bench is made up of four players, with three of the four being freshmen.

FRESHMEN LEADING THE CHARGE

- Tech has had its freshmen carry the load this year, with the Hokies ranking fourth nationally in highest percentage of minutes played by freshmen (63.2%) and second among high-majors (No. 21/22 Memphis).
- The Hokies also rank third nationally in percentage of points scored by freshmen (72.4%), which is first among high-major conference teams.

FINDING HIS GROOVE

- After missing the Chattanooga game on Dec. 11 due to a minor ankle injury, freshman Hunter Cattoor has returned in style, scoring in double figures in all three games off the bench since his absence.
- During this three-game stretch, the Florida native is averaging 14.0 points per game, which is well above his average of 8.3 this season.



LAST TIME TEAM...

Tech scored 100 points and won: 103-79, vs. Washington, 11-17-17
 Tech scored 100 points and lost: 100-104 2OT vs. Maryland, 2-27-10
 Tech played in overtime: 63-65, OT, vs. Florida State (ACC Tournament), 3-14-19
 Tech played in consecutive overtime games: 82-77 vs. UAB, 11-28-15 & 79-81 vs. Northwestern, 12-1-15
 Tech played 2 OT: 80-78, 2OT, vs. Virginia, 2-12-17
 Tech played 3 OT: 86-90 at WVU, 2-2-83
 Tech scored 100+ points: 100-64 vs. Delaware State, 11-20-19
 Tech scored 90-99 points: 92-37 vs. Maryland Eastern Shore, 12-29-19
 Tech scored 80-89 points: 80-57 vs. USC Upstate, 11-13-19
 Tech scored 70-79 points: 73-46 vs. Gardner-Webb, 12-15-19
 Tech scored 60-69 points: 64-55 vs. VMI, 12-21-19
 Tech scored 50-59 points: 58-64 vs. Virginia, 2-18-19
 Tech scored 40-49 points: 47-24 at NC State, 2-2-19
 Tech scored 30-39 points: 39-65 at No. 19/19 Virginia, 1-4-20
 Tech scored 20-29 points: 27-40 at McGuire Hospital, 2-2-46
 Tech scored 10-19 points: 16-45 at Virginia, 1-30-39
 Tech scored less than 10 points: 9-29 vs. North Carolina, 1-12-35
 Tech allowed 100+ points: 82-103 at North Carolina, 1-21-19
 Tech allowed 90-99 points: 77-90 vs. BYU, 11-27-19
 Tech allowed 80-89 points: 62-89 vs. Dayton, 11-26-19
 Tech allowed 70-79 points: 63-77 vs. No. 10/8 Duke, 12-16-19
 Tech allowed 60-69 points: 39-65 at No. 19/19 Virginia, 1-4-20
 Tech allowed 50-59 points: 64-55 vs. VMI, 12-21-19
 Tech allowed 40-49 points: 73-46 vs. Gardner-Webb, 12-15-19
 Tech allowed 30-39 points: 92-37 vs. Maryland Eastern Shore, 12-29-19
 Tech allowed 20-29 points: 47-24 at NC State, 2-2-19
 Tech allowed 10-19 points: 60-19 vs. Lynchburg College, 1-9-46
 Tech allowed less than 10 points: 28-9 vs. Hampden-Sydney, 1-17-23
 Tech scored at least 60 points in a half: 66, 2nd half, vs. The Citadel, 11-12-17
 Largest margin of victory: 83 points vs. Randolph Macon Academy, 87-4, 1-10-1911
 Largest margin of victory in an ACC game: 29 points vs. Wake Forest, 94-65, 1-15-11
 Tech defeated a ranked opponent on the road: 47-24 at No. 23/22 NC State, 2-2-19
 Tech defeated a ranked opponent at home: 77-72 vs. No. 3/2 Duke, 2-26-19
 Tech defeated a ranked opponent on a neutral court: 71-66 vs. No. 3 Michigan State, 11-25-19, Maui
 Tech defeated a defending national champion: 80-69 vs. North Carolina, 1-22-18
 Tech held opponent without a double-figure scorer: 65-47 vs. Miami, ACC Tournament, 3-12-09
 No Tech player scored in double figures: 41-57 vs. Temple, 2-25-96
 Tech had six players score in double figures: at Boston College, 2-25-17
 Tech had seven players score in double figures: vs. The Citadel, 12-17-16
 Tech did not make a 3-point field goal: at Providence, 2-1-03
 Tech's opponent did not make a 3-point field goal: at NC State, 2-10-10
 Tech did not shoot a free throw in the first half: vs. Lehigh, 11-16-19
 Tech did not shoot a free throw in the second half: vs. Virginia, 12-5-10
 Tech's opponent did not shoot a free throw: vs. VMI, 12-21-19
 Tech held an opponent under 10 points in a half: 9 points, vs. Eastern Michigan, 12-22-11
 Tech held an opponent under 20 points in a half: 12 points, vs. Coppin State, 11-8-19
 Tech had double-figures in blocked shots: 13, 87-82, vs. West Virginia, 11-12-13
 Tech came back from a double-figure deficit to win: 12 pts. vs. No. 23 Purdue, 11-18-18
 Lost a double-digit lead: 12 points vs. No.10/8 Duke, 12-6-19
 Tech led by 20 or more points at half time of a game: 23 points vs. Maryland Eastern Shore, 12-29-19
 Tech had 20-29 assists in a game: 20 vs. Maryland Eastern Shore, 12-29-19
 Tech had 30 or more assists: 36 vs. The Citadel, 11-12-17
 Tech won a neutral-court game (no tourney): 73-61 vs. Washington (Atlantic City, N.J.), 12-15-18
 Tech held a team under 20 percent from the field: 16.7% at NC State, 2-2-19
 Tech won an NCAA Tournament game: 67-58 vs. Liberty (NCAA Tournament), 3-24-19

LAST TIME PLAYER...

A Tech player recorded a triple-double: Chris Clarke (13 pts./12 rebs./10 ast.) vs. The Citadel, 12-17-16
 Two Tech players recorded double-doubles in a game: Kerry Blackshear Jr. (22 pts./15 rebs.) & Chris Clarke (15 pts./10 rebs.) vs. The Citadel, 11-12-17
 Two Tech players recorded double-doubles in consecutive games: vs. UNC, ACC Tournament, 3-13-09 and vs. Duquesne, NIT, 3-18-09
 Tech player had five or more steals: Nickeil Alexander-Walker (6) vs. Miami (Fla.), 1-30-19
 Tech player had 10 or more assists in a game: Wabissa Bede (10) vs. Delaware State, 11-20-19
 Tech player had 20 or more rebounds in a game: Jeff Allen (21) vs. Longwood, 12-14-08
 Two Tech players had double figures in rebounds: Kerry Blackshear Jr. (15 rebs.) & Chris Clarke (10 rebs.) vs. The Citadel, 11-12-17
 Two Tech players had five or more assists: Wabissa Bede (6) & Tyrece Radford (5) vs. UMES 12-29-19
 Three Tech players had five or more assists: Chris Clarke (10) Justin Robinson (6), Seth Allen (6) vs. The Citadel, 12-17-16
 Four Tech players had five or more assists: Kerry Blackshear (8), Devin Wilson (7), Justin Robinson (7), Chris Clarke (5) vs. The Citadel, 11-12-17
 Three Tech players had five or more 3-pointers: Nahiem Alleyne (5), Jalen Cone (5), Isaiah Wilkins (5) vs. Delaware State, 11-20-19
 Two Tech players scored 20 or more points: Nickeil Alexander-Walker (25 points) & Kerry Blackshear Jr. (20 points) vs. Boston College, 1-5-19
 Three Tech players scored 20 or more points: Nickeil Alexander-Walker (25 points), Ahmed Hill (23 points) and Justin Robinson (23 points) vs. Purdue, 11-18-18
 Same two Tech players scored 20 or more points in consecutive games: Nickeil Alexander-Walker & Kerry Blackshear Jr., 11-10 & 11-12-17
 Tech freshman scored 20 or more points in a game: 22, Nahiem Alleyne, vs. Chattanooga, 12-11-19
 Two Tech freshmen scored in double figures in a game: Nahiem Alleyne (22 points) & Landers Nolley (19 points) vs. Chattanooga, 12-11-19
 Three Tech freshmen scored in double figures in a game: Landers Nolley (18 points), Hunter Cattoor (17), John Ojiako (15), Jalen Cone (11) vs. Maryland Eastern Shore, 12-29-19
 Tech player scored 30-39 points in a game: 30, Landers Nolley at Clemson, 11-5-19
 Tech player scored 40-49 points in a game: 41, Dorenzo Hudson vs. Seton Hall, 1-2-10
 Tech player scored 50+ points in a game: 51, Binbo Coles vs. Southern Miss., 2-6-88
 Tech player had consecutive double-doubles: Kerry Blackshear Jr., 2-18-19, 2-23-19 & 2-26-19
 Tech player had three consecutive double-doubles: Kerry Blackshear Jr., 2-18-19, 2-23-19 & 2-26-19
 Tech freshman had consecutive double-doubles: Kerry Blackshear Jr., 12-13-15 & 12-19-15
 Tech player had seven consecutive double-doubles: Jeff Allen, 1-25-11, 1-30-11, 2-2-11, 2-5-11, 2-13-11, 2-15-11 & 2-19-11
 Tech allowed a triple-double: Dennis Smith Jr. (27 pts., 11 rebs., 11 assists), at NCSU, 1-4-17
 Tech had a walk-on score in double figures: Christian Beyer, 13 pts., vs. Alabama A&M, 12-14-14

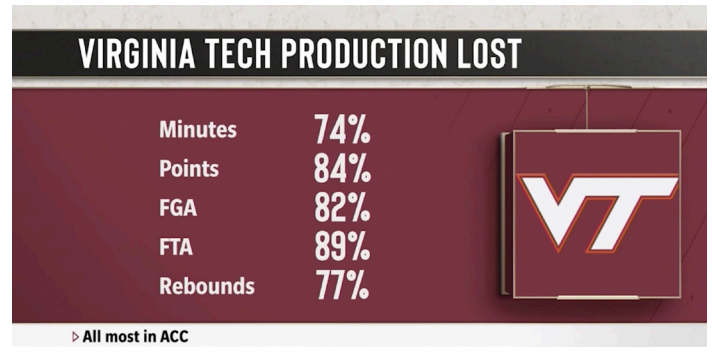
What's a Hokie?



The answer leads all the way back to 1896 when Virginia Agricultural and Mechanical College changed its name to Virginia Polytechnic Institute. With the change came the necessity for writing a new cheer and a contest for such a purpose was held by the student body.

Senior O.M. Stull won first prize for his "Hokie" yell which is still used today. Later, when asked if "Hokie" had any special meaning, Stull explained the word was solely the product of his imagination and was used only as an attention-getter for his yell. It soon became a nickname for all Tech teams and for those people loyal to Tech athletics.

The official university school colors - Chicago Maroon and Burnt Orange - also were introduced in 1896. The colors were chosen by a committee because they made a 'unique combination' not worn elsewhere at the time. The official definition of "hokie" is "a loyal Virginia Tech Fan".



'19 CLASS OF HIGH-MAJOR COACHES

- Out of the seven high-major conferences (ACC, American, BIG EAST, B1G, Big 12, Pac-12 and SEC), there are 14 new head coaches for the 2019-20 season.
- Virginia Tech coach Mike Young is just one of six coaches that were a mid-major coach to jump up to the big leagues, joining Alabama's Nate Oats (Buffalo), Arkansas' Eric Musselman (Nevada), Tulane's Ron Hunter (Georgia State) and Washington State's Kyle Smith (San Francisco).
- Of the 14 new coaches, Young was the longest-tenured coach to leave, following his 17-year stint as the head guy at Wofford.
- The NBA saw three of its coaches jump into the college ranks, with Michigan's Juwon Howard (Miami Heat), Nebraska's Fred Hoiberg (Chicago Bulls) and Vanderbilt's Jerry Stackhouse (Memphis Grizzlies).
- In this cycle, only one assistant coach was promoted from within and that was Temple's Aaron McKie, who served as an assistant under Fran Dunphy for five seasons in Philadelphia.
- While former Hokie coach Buzz Williams, who is now at Texas A&M, was one of just two coaches this offseason to jump ship and go high-major for high-major, with UCLA's Mick Cronin (Cincinnati) being the other.
- A full breakdown of the 14 coaches this cycle is below, with the SEC welcoming the most among the seven leagues with four. The Big 12 was the lone conference not to have a new head coach this offseason.

School	Name	Previous Team
Alabama	Nate Oats	Buffalo (HC)
Arkansas	Eric Musselman	Nevada (HC)
Cal	Mark Fox	*Georgia (HC)
Cincinnati	John Brannen	Northern Kentucky (HC)
Michigan	Juwon Howard	Miami Heat (NBA Assistant)
Nebraska	Fred Hoiberg	Chicago Bulls (NBA HC)
St. John's	Mike Anderson	Arkansas (HC)
Temple	Aaron McKie	Temple (Assistant)
Texas A&M	Buzz Williams	Virginia Tech (HC)
Tulane	Ron Hunter	Georgia State (HC)
UCLA	Mick Cronin	Cincinnati (HC)
Vanderbilt	Jerry Stackhouse	Memphis Grizzlies (NBA Assistant)
Virginia Tech	Mike Young	Wofford (HC)
Washington State	Kyle Smith	San Francisco (HC)

* Coach Mark Fox last coached Georgia in 2017-18.



RECORD WHEN...

Leading at the half:	9-2
Trailing at the half:	1-2
Tied at the half:	0-0
Playing Overtime:	0-0
Shooting 50% or better:	2-1
Shooting between 40-49.9%:	5-2
Shooting less than 40%:	3-1
Opponents shoot 50% or better:	0-2
Opponents shoot less than 50%:	10-2
VT outrebounds its opponent:	7-0
Opponent outrebounds VT:	3-4
Teams are tied in rebounds:	0-0
VT shoots 70% FT or better:	6-1
VT shoots less than 70% FT:	4-3
Scoring less than 50 points:	0-1
Scoring 50-59 points:	0-0
Scoring 60-69 points:	3-2
Scoring 70-79 points:	4-1
Scoring 80-89 points:	1-0
Scoring 90 or more points:	2-0
Allowing less than 30 points:	0-0
Allowing 30-39 points:	1-0
Allowing 40-49 points:	2-0
Allowing 50-59 points:	4-0
Allowing 60-69 points:	3-1
Allowing 70-79 points:	0-1
Allowing 80-89 points:	0-1
Allowing 90 or more points:	0-1
Game decided by 1-4 points or OT:	0-0
Game decided by 5-10 points:	4-0
Game decided by 11+ points:	6-4
Playing in the morning:	0-0
Playing at night:	6-2
Playing in the afternoon:	4-2
Playing on Monday:	1-0
Playing on Tuesday:	1-1
Playing on Wednesday:	3-1
Playing on Thursday:	0-0
Playing on Friday:	1-1
Playing on Saturday:	2-1
Playing on Sunday:	2-0
Playing in November:	6-2
Playing in December:	4-1
Playing in January:	0-1
Playing in February:	0-0
Playing in March:	0-0

LAST TIME OUT VS. THE SHORE



Official Basketball Box Score -- Game Totals -- Final Statistics
Syracuse vs Virginia Tech
01/26/19 8:00 pm at



Syracuse 56 • 14-6

##	Player	Total			3-Ptr			Rebounds			PF	TP	A	TO	Blk	Stl	Min
		FG-FGA	FG-FGA	FT-FTA	FG-FGA	FG-FGA	FT-FTA	Off	Def	Tot							
11	Oshae Brissett	f	6-13	1-2	3-5	2	5	7	3	16	1	2	1	1	36		
33	Elijah Hughes	f	2-13	2-9	0-0	1	3	4	2	6	0	4	0	1	29		
13	Paschal Chukwu	c	1-2	0-0	0-0	2	1	3	5	2	0	1	0	0	21		
23	Frank Howard	g	5-13	3-9	0-0	1	0	1	2	13	2	3	0	4	35		
25	Tyus Battle	g	3-10	2-6	2-3	1	1	2	2	10	2	3	1	1	36		
05	Jalen Carey		1-1	0-0	0-2	0	1	1	0	2	1	1	0	0	9		
20	Robert Braswell		0-0	0-0	2-2	0	0	0	0	2	1	0	0	1	4		
21	Marek Dolezaj		1-1	0-0	0-0	1	1	2	1	2	0	0	0	0	16		
34	Bourama Sidibe		0-0	0-0	0-2	0	2	2	2	0	0	0	0	0	10		
35	Buddy Boenheim		1-2	1-2	0-0	0	1	1	0	3	0	0	0	0	4		
Team						1	2	3									
Totals			20-55	9-28	7-14	9	17	26	17	56	7	14	2	8	200		

FG % 1st Half: 9-27 33.3% 2nd half: 11-28 39.3% Game: 20-55 36.4% Deadball Rebounds 5,1
3FG % 1st Half: 6-16 37.5% 2nd half: 3-12 25.0% Game: 9-28 32.1%
FT % 1st Half: 0-0 0.0% 2nd half: 7-14 50.0% Game: 7-14 50.0%

Virginia Tech 78 • 16-3

##	Player	Total			3-Ptr			Rebounds			PF	TP	A	TO	Blk	Stl	Min
		FG-FGA	FG-FGA	FT-FTA	FG-FGA	FG-FGA	FT-FTA	Off	Def	Tot							
24	Kerry Blackshear Jr.	f	3-8	0-0	0-2	1	4	5	3	6	3	1	0	0	26		
03	Wabissa Bede	g	0-1	0-1	0-0	0	2	2	1	0	0	1	0	2	18		
04	N. Alexander-Walker	g	0-6	0-5	4-4	2	2	4	4	4	8	5	0	1	32		
05	Justin Robinson	g	9-13	9-13	8-10	0	3	3	1	35	8	3	0	0	37		
13	Ahmed Hill	g	6-10	2-6	2-4	3	3	6	1	16	1	1	0	0	39		
01	Isaiah Wilkins		3-4	0-0	0-0	0	2	2	2	6	1	1	0	1	14		
10	Jonathan Kabongo		1-1	0-0	0-0	0	0	0	0	2	0	0	0	0	1		
42	Ty Outlaw		3-5	3-5	0-0	1	6	7	3	9	2	0	2	0	33		
Team						1	1	2									
Totals			25-48	14-30	14-20	8	23	31	15	78	23	13	2	4	200		

FG % 1st Half: 14-26 53.8% 2nd half: 11-22 50.0% Game: 25-48 52.1% Deadball Rebounds 3,5
3FG % 1st Half: 10-19 52.6% 2nd half: 4-11 36.4% Game: 14-30 46.7%
FT % 1st Half: 5-8 62.5% 2nd half: 9-12 75.0% Game: 14-20 70.0%

Officials: Mike Roberts, James Breeding, Lee Cassell
Technical fouls: Syracuse-Bourama Sidibe. Virginia Tech-Kerry Blackshear Jr..
Attendance: 9275
2018-19 Men's Basketball. Round: 0. Syracuse vs Virginia Tech. Played at .

Score by periods	1st	2nd	Total
Syracuse	24	32	56
Virginia Tech	43	35	78

	In	Off	2nd	Fast	Bench
Points	SU	Paint	T/O	Chance	Break
SU	22	8	10	1	9
VT	22	21	5	12	17

Last FG - SU 2nd-01:37, VT 2nd-00:45.
Largest lead - SU None, VT by 25 2nd-03:57.
SU led for 00:00. VT led for 37:05. Game was tied for 02:55.

Score tied - 1 time.
Lead changed - 0 times.

TEAM AVERAGES

- Numbers wise, it's a pretty even split between the two teams.
- Syracuse causes a little more havoc on defense, with having better blocks and steals per game stats, while tech can shoot it better from 3.
- Both allow defensively the same from the field.

	S	VT
KenPom Ranking	62	69
Points per game	74.4	71.7
Field-goal percentage	44.4	44.4
3-point percentage	36.4	39.4
Free-throw percentage	71.2	69.4
Rebounds per game	35.4	35.6
Assists per game	17.6	15.5
Blocks per game	4.6	2.9
Steals per game	7.6	5.9
Points allowed per game	66.9	61.4
Defensive field-goal percentage	38.8	39.7
Defensive 3-point percentage	31.1	31.0
Rebound margin	+1.2	+0.7
Assist/turnover ratio	1.4	1.6

LAST TIME OUT VS. ORANGE

- It was the Justin Robinson show the last time these two schools played against each other, as the point guard set two school records on Jan. 26. One being the most 3-pointers made in a game with nine and then the other being the all-time career assists leader.
- Nickeil Alexander-Walker also had a big night, getting the same amount of assists as Robinson (8) and pulled down four rebounds and had four points. Of the returners this year, Isaiah Wilkins had the best game, getting six points, two rebounds, one assist and a steal.
- Tech got out and scored a bit in transition, outscoring 'Cuse 12-1 and had a bigger game from its bench with a 19-7 advantage.

SCOUTING SYRACUSE

- The Orange are coming off a one-point heartbreaking loss versus Notre Dame (10-4, 1-2) at home, falling 88-87 despite two players having 20-point outings in Buddy Boenheim (23 points) and Joseph Girard III (20) this past Saturday. Both teams hit 15 3-pointers apiece.
- Jim Boenheim enters his 44th season as the head coach in Syracuse, starting all the way back in 1976. The Hall of Famer has led the Orange to five Final Four appearances and won it all in 2003.
- 'Cuse is paced by Elijah Hughes, who is playing like an All-ACC performer, owning the second-best points per game average (19.7) in the conference and ranks seventh in assists (4.7). Bud-dy Boenheim, the son of Jim, has racked up 53 3-pointers on the year, the most in the league.
- Sharing the basketball is one of the Orange's strengths, as they sit No. 10 in the nation in as-sists per game with 17.6, which ranks second in the ACC, and they rarely turn it over, with the eighth-best assist/turnover ratio nationally with 1.44.



FRESHIES BEYOND THE ARC

- There are only two schools that have three freshmen that have made at least 20 3s this season.
- The two programs are Elon and Virginia Tech, making the Hokies the lone high-major program (ACC, AAC, BIG EAST, Big 12, B1G, Pac-12, SEC).

Player	Team	Year	3s
Landers Nolley	Virginia Tech	r-Fr.	40
Hunter McIntosh	Elon	Fr.	36
Hunter Woods	Elon	Fr.	30
Hunter Cattoor	Virginia Tech	Fr.	25
Zac Irvin	Elon	Fr.	24
Nahiem Alleyne	Virginia Tech	Fr.	20

NOT CLOSE

- Junior Wabissa Bede is head and shoulders above the rest of the ACC's guards in assist/turnover ratio.
- From great decision making to knowing when to make the extra pass, the Massachusetts native's average is greater than one than the next best with those that have minimum 60 assists.

Player	A	TO	G	A/T R
Wabissa Bede (Virginia Tech)	85	22	14	3.9
Tre Jones (Duke)	86	38	12	2.3
Prentiss Hubb (Notre Dame)	72	32	14	2.3

DON'T MESS WITH 'EM

- Tech is one of just three teams in the ACC to boast two freshmen that have had a 20-point game, with Landers Nolley (5) and Nahiem Alleyne (2).
- The other two schools are Duke (Vernon Carey w/ 6, Tre Jones w/2, Matthew Hurt w/3, Joey Baker w/ 1, Cassius Stanley w/ 1.) and UNC (Cole Anthony w/ 4, Armando Bacot w/ 2, Garrison Brooks w/1).

CHECKING IN ON NET

- The NET rankings first came out on Monday, Dec. 16 and the Hokies were at No. 62. Tech is 1-3 against quadrant I teams this year and went 4-9 last year.
- Tech's best win of the 2019-20 season came against then-No. 3/3 Michigan State, which ranks 14 in NET.
- As of Saturday, Jan. 3, Tech sits at No. 52, improving 10 spots from its first ranking.
- Last season, the Hokies, after making a run to the Sweet 16, finished in the final NET rankings at 12.
- Ironically, Wofford, which was coached by Mike Young, came in two spots below at No. 14.

RECAPPIN' THE MSU WIN

- The win over then-No. 3/3 Michigan State in Maui marked coach Mike Young's first ranked win at Tech, his first win over coach Tom Izzo and the Hokies' first-ever victory over Michigan State.
- It was Tech's second straight win over a ranked Big Ten team, ironically, following its win over then-No. 23/22 Purdue last season at the Charleston Classic in the title game.
- Marked Tech's second straight game of coming up with a win against the AP's No. 3 team, which it hadn't done since 1962 (Kentucky) and 1964 (Vanderbilt).
- First win over a top-10 team during a nonconference game since Dec. 3, 1983 vs. No. 7 NC State and its first over a top-five team since Dec. 12, 1964 vs. No. 3 Vanderbilt.

ACC REPPIN' WELL

- When the Hokies took down then-No. 3/3 Michigan State in Maui, they joined two other ACC teams that have taken down a top-10 foe, joining then-No. 4/4 Duke over then-No. 3/3 Kansas and then-[RV/RV] Florida State over then-No. 6/6 Florida.
- However, Tech was the only team of the three to not be in either (AP, Coaches) Top 25 poll or receiving votes, thus the biggest upset.

Team	Opponent	Score	Location
Virginia Tech	#3/3 Michigan St.	71-66	Maui
#4/4 Duke	#3/3 Kansas	68-66	New York
[RV/RV] Florida St.	#6/6 Florida	63-51	Gainesville

LIVE & DIE BY THE 3

- Similar to Wabissa Bede and his relatively huge gap in assist/turnover ratio among his ACC peers, Tech has a wide gap too in 3s made per game.
- Tech is averaging over 10 makes from downtown per game, with the next best being one less at 9.
- And it's one thing to make a lot of 3s per game, but it's another to do it at a high rate, which Tech has by being tied for the best 3-point field-goal percentage in the league with Miami (Fla.)

Team	3FG	G	3PT%	AVG/G
Virginia Tech	144	14	37.9	10.29
Notre Dame	144	14	34.9	10.29
Syracuse	138	14	36.4	9.86

RAINING 3s

- To say the Hokies have been pretty good from downtown might be an understatement.
- On Nov. 20, they broke two records with their 21 triples against Delaware State in Blacksburg.
- The school record, which stood at 18 against Central Connecticut State on Dec. 1, 2018, fell, while the ACC record of 20 set by Florida State against Maine on Dec. 8, 2007, was broken too.
- And, to top it off, Tech did its feat of 21 with a longer way to go, with the new 3-point line distance put into play this season.

Team	3FG	ATT	%	3PT Line
Virginia Tech (2019-20)	21	37	56.8	22'1¼"
Florida State (2007-08)	20	35	57.1	19'9"
Virginia Tech (2018-19)	18	33	54.5	20'9"

CARRY THE LOAD

- When Tech had three players (Jalen Cone, Nahiem Alleyne, Isaiah Wilkins) hit five 3-pointers against Delaware State, it marked the first time that three players have hit at least four 3s in a game since Nov. 17, 2017, when Tech beat Washington 103-79 in Madison Square Garden.
- It also was the first time in at least a decade Tech had three players with five triples to their name.
- It marked the first time a high-major has had three players with five or more 3s in a game since March 4, 2019, when Virginia had Kyle Guy (8), De'Andre Hunter (5) and Ty Jerome (5) accomplished the feat against Syracuse in the Dome.

STARTERS GAME-BY-GAME

Opponent	Date	Guard	Guard	Guard	Guard	Forward	First off the Bench
Clemson (W, 67-60)	Nov. 5	Wabissa Bede	Hunter Cattoor	Isaiah Wilkins	Landers Nolley II	P.J. Horne	Tyrece Radford
Coppin State (W, 74-42)	Nov. 8	Wabissa Bede	Nahiem Alleyne	Isaiah Wilkins	Landers Nolley II	P.J. Horne	4 Players
USC Upstate (W, 80-57)	Nov. 13	Wabissa Bede	Nahiem Alleyne	Tyrece Radford	Landers Nolley II	P.J. Horne	2 Players
Lehigh (W, 79-53)	Nov. 16	Wabissa Bede	Nahiem Alleyne	Tyrece Radford	Landers Nolley II	P.J. Horne	3 Players
Delaware State (W, 100-64)	Nov. 20	Wabissa Bede	Nahiem Alleyne	Tyrece Radford	Landers Nolley II	P.J. Horne	Isaiah Wilkins
No. 3/3 Michigan St. (W, 71-66)	Nov. 25	Wabissa Bede	Nahiem Alleyne	Tyrece Radford	Landers Nolley II	P.J. Horne	2 players
Dayton (L, 89-62)	Nov. 26	Wabissa Bede	Nahiem Alleyne	Tyrece Radford	Landers Nolley II	P.J. Horne	2 players
BYU (L, 90-77)	Nov. 27	Wabissa Bede	Nahiem Alleyne	Tyrece Radford	Landers Nolley II	P.J. Horne	Hunter Cattoor
No. 10/8 Duke (L, 77-63)	Dec. 6	Wabissa Bede	Nahiem Alleyne	Tyrece Radford	Landers Nolley II	P.J. Horne	3 players
Chattanooga (W, 63-58)	Dec. 11	Wabissa Bede	Nahiem Alleyne	Tyrece Radford	Landers Nolley II	P.J. Horne	2 players
Gardner-Webb (W, 73-46)	Dec. 15	Wabissa Bede	Nahiem Alleyne	Tyrece Radford	Landers Nolley II	P.J. Horne	Hunter Cattoor
VMI (W, 64-55)	Dec. 21	Wabissa Bede	Nahiem Alleyne	Tyrece Radford	Landers Nolley II	P.J. Horne	Hunter Cattoor
UMES (W, 92-37)	Dec. 29	Wabissa Bede	Nahiem Alleyne	Tyrece Radford	Landers Nolley II	P.J. Horne	John Ojiako
No. 19/19 Virginia (L, 65-39)	Jan. 4	Wabissa Bede	Nahiem Alleyne	Tyrece Radford	Landers Nolley II	P.J. Horne	3 players



FLOOR GENERALS

- When you break down the best assist/turnover ratios in the country, the majority of the top marks are players with less than 60 assists through the first month of the season.
- Which makes Wabissa Bede's numbers even more impressive, with him sitting fourth nationally, as he is one of only three players nationally to own 60 or more assists and still have a greater average of 3.40 assist/turnover ratio.

Player	A	TO	G	A/T/R
Pierre Crockwell II (Pacific)	67	18	18	4.64
Wabissa Bede (Virginia Tech)	85	22	14	3.86
Jacob Gilyard (Richmond)	86	24	15	3.58
Malachi Flynn (San Diego St.)	76	24	15	3.30

CAN THEY OVERCOME IT?

- Tech lacks two things that can be pretty important in the game of basketball - a lack of experience and height.
- The Hokies rank near the bottom out of the 353 teams in Division I for those two categories, sitting with shortest roster out of the high-majors (333rd overall) and the second-youngest out of the high-majors (Utah) and No. 349 overall, according to KenPom.
- Be on the lookout for how Tech responds with composure in key situations and winning the boards and paint.

ON THE COVER OF LETHAL WEAPON

- With the Hokies starting 5-0 in back-to-back seasons, it marked the first time Tech has done that since the falls of 1981 and 1982.
- The starts for those teams were 9-0 ('81) and 7-0 ('82), while Tech began last season 5-0 before falling at Penn State in the ACC/B1G Challenge.
- Tech started this season 6-0 before losing to Dayton in the semifinals of the Maui Jim Maui Invitational in Hawai'i.

JUST HOLD ON

- When the Hokies went up double digits against then-No. 10/8 Duke, they let it slip away, which is something they haven't done in quite some time.
- The last time Tech blew a double-digit lead in a loss was on March 5, 2019 at Florida State. It held a 14-point lead, which was two more points than it owned versus the Blue Devils (12).
- Fourteen games had been played in the span.

ACC FRESHMAN OF THE WEEK - 4x

- Redshirt freshman Landers Nolley picked up his first award by the league office on Monday, Nov. 18, earning ACC Freshman of the Week.
- Nolley became just the fourth Tech player to win ACC Freshman/Rookie of the Week, joining AD Vassallo (2005-06), Jeff Allen (2007-08) and Kerry Blackshear Jr. (2015-16).
- During the week for his first award, he averaged 25 points per game and hit 11 3-pointers, including seven triples against Lehigh, which is the most 3s in a game by an ACC player this season.
- He would win it again after his time in Maui on Dec. 2, scoring two 20-point games against then-No. 3/3 Michigan State and BYU, scoring 22 in both.
- Then after averaging 18.5 points and 7.5 rebounds per game mid-December, he earned it again on Dec. 16 with big performances in Blacksburg.
- In his most recent award, he had a double-double with 18 points and 10 rebounds versus Maryland Eastern Shore to wrap up nonconference play, winning the award on Dec. 30.
- He is one honor away from tying the season high of five last year set by Duke's Zion Williamson and North Carolina's Coby White.

TEAM GAME-BY-GAME

Opponent	Date	Score	W/L	FG-FGA	PCT	3FG-FGA	PCT	FT-FTA	PCT	OFF	DEF	TOT	AVG	PF	A	T/O	BLK	STL	PTS	AVG
at Clemson	11/05/19	67-60	W	22-57	.386	9-27	.333	14-20	.700	9	35	44	44.0	15	11	13	1	4	67	67.0
Coppin St.	11/08/19	74-42	W	27-61	.443	11-33	.333	9-12	.750	5	44	49	46.5	13	17	15	5	7	74	70.5
USC Upstate	11/13/19	80-57	W	31-58	.534	13-27	.481	5-7	.714	6	25	31	41.3	11	19	8	6	6	80	73.7
Lehigh	11/16/19	79-53	W	31-65	.477	14-37	.378	3-4	.750	12	24	36	40.0	8	19	10	4	8	79	75.0
Delaware St.	11/20/19	100-64	W	35-62	.565	21-37	.568	9-14	.643	9	32	41	40.2	13	29	11	3	4	100	80.0
vs Michigan St.	11/25/19	71-66	W	23-52	.442	10-21	.476	15-22	.682	8	19	27	38.0	16	16	9	6	8	71	78.5
vs Dayton	11/26/19	62-89	L	22-51	.431	8-21	.381	10-18	.556	4	17	21	35.6	19	13	10	3	7	62	76.1
vs BYU	11/27/19	77-90	L	31-58	.534	11-22	.500	4-7	.571	4	24	28	34.6	13	14	8	2	1	77	76.3
Duke	12/06/19	63-77	L	27-56	.482	5-20	.250	4-6	.667	7	24	31	34.2	6	12	14	2	2	63	74.8
Chattanooga	12/11/19	63-58	W	23-59	.390	6-21	.286	11-14	.786	13	23	36	34.4	10	12	7	2	5	63	73.6
Gardner-Webb	12/15/19	73-46	W	25-57	.439	13-32	.406	10-15	.667	6	36	42	35.1	14	15	9	0	7	73	73.5
VMI	12/21/19	64-55	W	21-61	.344	7-26	.269	15-24	.625	13	22	35	35.1	8	14	7	3	9	64	72.8
UMES	12/29/19	92-37	W	32-72	.444	12-31	.387	16-19	.842	19	34	53	36.5	9	20	2	4	7	92	74.2
at Virginia	01/04/20	39-65	L	13-48	.271	4-25	.160	9-11	.818	5	20	25	35.6	12	6	13	0	7	39	71.7
Total		1004		363-817	.444	144-380	.379	134-193	.694	120	379	499	35.6	167	217	136	41	82	1004	71.7
Opponents		859		322-811	.397	118-381	.310	97-146	.664	127	361	488	34.9	198	184	180	35	56	859	61.4

Team Averages

Games Played	Points/game	FG Pct	3FG Pct	FT Pct	Rebounds/game	Assists/game	Turnovers/game	Assist/Turnover ratio	Steals/game	Blocks/game
14	71.7	44.4	37.9	69.4	35.6	15.5	9.7	1.6	5.9	2.9



DIAPER DANDIES

- The ACC has arguably the best two scorers in the nation among the freshman class, with Duke and Tech being in the mix.
- The Hokies' Landers Nolley and the Blue Devils' Vernon Carey Jr. are in the top five.

Player	Points/g	Points	G
Isaiah Stewart (Washington)	19.6	274	14
Anthony Edwards (UGA)	18.8	226	12
Onyeka Okongwu (USC)	18.4	239	13
Vernon Carey Jr. (Duke)	17.9	233	13
Landers Nolley (VT)	17.4	244	14

GET IT GOING FROM DOWNTOWN

- Tech is one of the better shooting teams from beyond the arc in the country and a big reason why is because multiple guys that can stroke it.
- Tech ranks 11th nationally in 3-point field goals made per game with 10.3 and is one of only three schools in a high-major conference to average 10 or more makes a game.

Team	3FG	3PG	G
Alabama	146	11.2	13
Virginia Tech	144	10.3	13
Notre Dame	144	10.3	14

20 LIKE IT'S NOTHIN'

- Only 32 players in high-major conferences have racked up five or more 20-point games this season, including Tech's Landers Nolley.
- Of the 25, five reside in the ACC.

Player	20+ G	PPG	GP
Jordan Nwora (Louisville)	8	20.2	13
Elijah Hughes (Syracuse)	6	19.8	13
Vernon Carey (Duke)	6	17.9	13
Michael Devoe (Georgia Tech)	5	17.9	13
Landers Nolley (Virginia Tech)	5	17.4	14

GUARDS ON THE GLASS

- Only 17 players in Division I are currently averaging at least six assists and four rebounds per game, including Tech's Wabissa Bede.
- Bede is the one of only two players in the ACC to do so and is one of only nine high-major players.

Player	G	R/G	A/G
Marcus Carr (Minnesota)	13	5.5	7.1
Tyrese Haliburton (Iowa State)	11	5.7	7.7
Markell Johnson (NC State)	12	5.1	6.8
Cameron Mack (Nebraska)	13	4.7	6.5
Kenric Davis (SMU)	8	4.6	7.5
Zavier Simpson (Michigan)	13	4.5	8.9
Payton Pritchard (Oregon)	14	4.4	6.0
Wabissa Bede (Virginia Tech)	13	4.2	6.1
Ashton Hagans (Kentucky)	12	4.0	7.3

EIGHT-HUNDID

- In November when the Hokies took down USC Upstate, it marked the 800th men's basketball contest in Cassell Coliseum.

DECADE PLUS

- It's been at least over a decade since the last time two Tech freshmen scored in double figures in the Hokies' first two games of the season.
- The two freshmen were Nahiem Alleyne, who had 11 points at Clemson (11/5) and 18 versus Coppin State (11/8), and Landers Nolley, who tallied 30 points at Clemson and 11 vs. Coppin State.

LET'S KEEP IT GOING

- Tech hasn't lost a home nonconference game since Dec. 30, 2015 against West Virginia (88-63), owning a 32-game streak.
- The previous best was 23, which was set twice from 1980-84 and 2005-09. The current streak began on Nov. 11, 2016, against Maine.

MAKE IT RAIN

- Tech was coming off quite the three-game stretch, racking up 47 3s before it went to Maui, with a multitude of players that made shots behind the arc.
- Tech had six guys hit a 3 against Coppin State (11/8) and USC Upstate (11/13), marking the first time that has happened in consecutive games since December 2018 versus Central Connecticut State (1st) and VMI (5th).
- Since 2010, the Hokies have had 26 games in which they have had at least six players make a 3. In those games, they are 23-3.
- The most they've had hit a 3 is eight players in a game, which has happened just once since 2010 (Houston Baptist on Nov. 21, 2017).

OPPONENT GAME-BY-GAME

Opponent	Date	Score	W/L	Total		3-Pointers		Free throws		Rebounds				PF	A	TO	BLK	STL	PTS	AVG
				FG-FGA	PCT	3FG-FGA	PCT	FT-FTA	PCT	OFF	DEF	TOT	AVG							
at Clemson	11/05/2019	67-60	W	22-64	.344	7-29	.241	9-15	.600	8	28	36	36.0	16	9	8	2	4	60	60.0
Coppin St.	11/08/2019	74-42	W	14-71	.197	6-39	.154	8-11	.727	15	30	45	40.5	14	6	16	1	8	42	51.0
USC Upstate	11/13/2019	80-57	W	20-53	.377	3-25	.120	14-18	.778	10	23	33	38.0	10	8	13	2	3	57	53.0
Lehigh	11/16/2019	79-53	W	21-53	.396	7-22	.318	4-5	.800	8	20	28	35.5	9	14	19	1	5	53	53.0
Delaware St.	11/20/2019	100-64	W	26-62	.419	9-27	.333	3-7	.429	7	19	26	33.6	12	15	12	1	5	64	55.2
vs Michigan St.	11/25/2019	71-66	W	24-59	.407	8-23	.348	10-14	.714	17	26	43	35.2	20	13	16	2	3	66	57.0
vs Dayton	11/26/2019	62-89	L	35-55	.636	11-24	.458	8-14	.571	8	30	38	35.6	21	22	14	1	2	89	61.6
vs BYU	11/27/2019	77-90	L	32-59	.542	17-34	.500	9-11	.818	4	25	29	34.8	16	22	6	2	3	90	65.1
Duke	12/06/2019	63-77	L	30-63	.476	7-26	.269	10-10	1.000	8	24	32	34.4	11	14	7	4	8	77	66.4
Chattanooga	12/11/2019	63-58	W	22-53	.415	9-27	.333	5-10	.500	9	24	33	34.3	14	12	10	2	1	58	65.6
Gardner-Webb	12/15/2019	73-46	W	16-55	.291	7-28	.250	7-16	.438	7	27	34	34.3	12	12	11	4	3	46	63.8
VMI	12/21/2019	64-55	W	21-51	.412	13-30	.433	0-0	.000	8	31	39	34.7	19	13	23	4	4	55	63.1
UMES	12/29/2019	92-37	W	14-59	.237	7-26	.269	2-5	.400	12	22	34	34.6	13	10	14	7	1	37	61.1
at Virginia	01/04/2020	39-65	L	25-54	.463	7-21	.333	8-10	.800	6	32	38	34.9	11	14	11	2	6	65	61.4
Total		859		322-811	.397	118-381	.310	97-146	.664	127	361	488	34.9	198	184	180	35	56	859	61.4
Virginia Tech		1004		363-817	.444	144-380	.379	134-193	.694	120	379	499	35.6	167	217	136	41	82	1004	71.7

Opponents Averages

Games Played	Points/game	FG Pct	3FG Pct	FT Pct	Rebounds/game	Assists/game	Turnovers/game	Assist/Turnover ratio	Steals/game	Blocks/game
14	61.4	39.7	31.0	66.4	34.9	13.1	12.9	1.0	4.0	2.5



SHARING THE ROCK

- According to KenPom, a Virginia Tech alum by the way, Wabissa Bede is one of the best in the nation in assist rate (assists divided by FGs made by player's teammates while he is on the court.)
- He ranks 22nd nationally through the first two months of the season and 11th among high-majors with a 37.8 assist rate.

SO, WHY ARE THEY PLAYING WELL?

- If you look at the first few games the Hokies have played in the Mike Young era, two things stick out - solid shot selection and very few turnovers.
- According to KenPom, Tech has the 26th-best effective field-goal percentage (54.8) and a turnover percentage of 15.1, good for fifth nationally.
- Tech gets a good amount of its points from the 3-point line, sitting No. 3 in the nation for averaging 44.0 percent of its points distribution from 3-land.

THE FEW, THE PROUD

- Eight weeks into the season, there are 74 instances that a player has scored 30 or more points in a Division I game on the road.
- Of the 74, just 11 are high-major players, including Tech's Landers Nolley.
- Of the 11 players, seven have done it against a high-major opponent.

Player	Opponent	Score
Luke Garza (Iowa)	Michigan	44
John Petty (Alabama)	Samford	39
Michael Devoe (Georgia Tech)	Georgia	34
Aaron Nesmith (Vanderbilt)	Richmond	34
Remy Martin (Arizona State)	Princeton	33
Mac Maclung (Georgetown)	Oklahoma State	33
Elijah Hughes (Syracuse)	Georgia Tech	33
Quentin Grimes (Houston)	Rice	32
Kamar Baldwin (Butler)	Ole Miss	31
Landers Nolley (Virginia Tech)	Clemson	30
Paul Scruggs (Xavier)	Wake Forest	30

HE'S MORE THAN A POINT GUARD

- Junior Wabissa Bede, who has only scored in double figures six times in his career out of 76 games, has gotten it done in other ways so far.
- Known as a stocky guy, weighing 200 pounds and being called a fire hydrant by Jay Bilas, Bede has been a force on the boards so far, as well as playing the distributor role, a role he played sparingly the last two years with the all-time assists leader, Justin Robinson, running the point.
- In his game against Coppin State, Bede almost did something that hasn't happened in three years, a double-double with just rebounds and assists, collecting 10 assists and nine rebounds. (Chris Clarke on Dec. 17, 2016, triple-double).
- And speaking of Robinson, the last time a player had 10 assists after Bede's night versus Coppin State was when Robinson tallied the single-game school record with 13 versus Central Connecticut State on Dec. 1, 2018. Bede dished out 10 again a few weeks later vs. Delaware State on Nov. 20.

ELITE COMPANY

- After scoring a little under half of the Hokies' points against Clemson, Landers Nolley found himself in elite company among league peers.
- The small forward scored the fourth-most points by an ACC freshman in a debut, joining preseason ACC Freshman of the Year Cole Anthony of North Carolina this week with each totaling at least 30.

Player	Opponent	Date	Points
Cole Anthony (UNC)	Notre Dame	Nov. 6, 2019	34
RJ Barrett (Duke)	Kentucky	Nov. 6, 2018	33
J.J. Hickson (NC State)	William & Mary	Nov. 15, 2007	31
Landers Nolley (VT)	Clemson	Nov. 5, 2019	30
Ishua Benjamin (NC State)	Prairie View	Nov. 26, 1994	29
Ivan Wagner (NC State)	VMI	Nov. 25, 1995	29
Zion Williamson (Duke)	Kentucky	Nov. 6, 2018	28
Sylvan Landesberg (UVA)	VMI	Nov. 16, 2008	28
Rashad McCants (UNC)	Penn State	Nov. 18, 2002	28

YOUNG & PRETTY GOOD

- Tech has had the luxury of having some solid first-year players since freshmen became eligible to play in 1974, and has no shortage this year.
- Landers Nolley's 30 points were tied for the third most by a freshman, trailing Jalen Hudson and Larry Cooke's 32 points.

Player	Opponent	Date	Points
Larry Cooke	Eastern Kentucky	Feb. 3, 1975	32
Jalen Hudson	Wake Forest	March 10, 2013	32
Landers Nolley	Clemson	Nov. 5, 2019	30
Russell Davis	Vermont	Dec. 31, 1974	30
Nickeil Alexander-Walker	The Citadel	Nov. 12, 2017	29

IT'S BEEN A MINUTE

- The last time the Hokies started the season with a conference game was on Nov. 30, 1963 versus Richmond, a 77-53 win, spanning 56 years and making Tech 2-0 its last two instances.
- With Landers Nolley's 30 points against Clemson, it marked the most points scored by a Tech freshman since March 10, 2013, when Jalen Hudson dropped 32 on Wake Forest.

547 AND COUNTING

- Tech has hit a 3-pointer in 547 straight games.
- Since the 3-point arc was added for the 1986-87 season, the Hokies have hit at least one 3 in all but three games.
- The last time Tech didn't record a 3-pointer in a game was at Providence on Feb. 1, 2003.

NBA & G-LEAGUE

NOT TOO SHABBY

- Nickeil Alexander-Walker has left his mark on Virginia Tech and has made a name for himself at the next level with the New Orleans Pelicans.
- A first-round draft pick this past summer, the Toronto native has played in 27 games for the Pels this NBA season.
- Now as a role player getting roughly 15 minutes off the bench, Alexander-Walker is finding his groove. He scored a career-high 27 points against the Miami Heat on Saturday, Nov. 16. He followed it up the next game on Sunday, Nov. 17 with 19 points, five rebounds and four assists versus the Warriors.
- The guard had a big summer with the team, starting on its NBA Summer League squad with having numerous 20-point performances in Las Vegas.



Season	G	P	R	A	B	S	FG%	M
2019-20	27	5.6	2.0	1.7	0.3	0.3	34.0	12.6

HANGIN' IN

- It's been a little bit of a whirlwind for Tech alums Justin Robinson and Ahmed Hill, with both each going up and down and all around on their quest to solidifying a roster spot in the NBA.
- Robinson, who signed as an undrafted free agent after the NBA Draft concluded with the Washington Wizards, has gone up and down on numerous occasions with the Wizards and Capital City Go-Go, but was waived on Jan. 4.
- Hill signed with the Hornets this summer on a two-way deal, but was released in early November. However, he has landed nicely on his feet, with now playing on the NAZ Suns, the G-League affiliate of the Phoenix Suns. On Wednesday, Dec. 4, he had a career-high 27 points (9-18 FG, 4-9 3PT, 3-3 FT) with 5 boards.



THE BIG THREE-HUNDO

- When Mike Young and Co. took down the Tigers in Clemson, he became just one of 71 active coaches in Division I to have 300 or more wins.
- Since the season opener, three coaches have joined the club in Richmond's Chris Mooney, Liberty's Ritchie McKay and Albany's Will Brown.

Coch	Record	Schools Coached At
68. James Jones (Yale)	320-277 (.536)	1
69. Jim Christian (Boston College)	312-260 (.545)	4
70. Tod Kowalczyk (Toledo)	311-246 (.558)	2
71. Mike Young (Virginia Tech)	309-248 (.555)	2

- Of the 74 active head coaches, Young is one of only 25 to win at least 300 games at just two schools or less during a coaching tenure.

Coch	Record	Schools Coached At
22. Fran O'Hanlon (Lafayette)	331-399 (.453)	1
23. James Jones (Yale)	320-277 (.536)	1
24. Tod Kowalczyk (Toledo)	311-246 (.558)	2
25. Mike Young (Virginia Tech)	309-248 (.555)	2

HOME IS WHERE THE HEART IS

- Mike Young grew up in Radford, Virginia, which is approximately 20 minutes away from Blacksburg, the home of the Hokies.
- Ironically enough, one of Young's first-ever college basketball game as a kid was a Virginia Tech game inside Cassell Coliseum, a place where Young now calls his home.

DYNAMIC TRIO

- Against Coppin State, the Hokies had three freshmen in double figures, marking the first time since Feb. 25, 2015, when they took on Duke.
- The three versus the Eagles were Nahiem Alleyne (18 points), Landers Nolley (11) and Tyrece Radford (10).
- The trio against Duke was Jalen Hudson (23 points), Ahmed Hill (10) and Justin Bibbs (10).

TIME TO STEP UP

- With the Hokies losing three players now playing in the NBA or G-League and the SEC Preseason Player of the Year, Tech returns just one starter from a year ago in guard Wabissa Bede.
- That means four role players or newcomers will have to step up and contribute big minutes right away for Mike Young.

FEW AND FAR BETWEEN

- Tech returns only 13.3 points per game from its team last year that average 73.5, which is made up of four letterwinners.
- That accounts for the Hokies bringing back just 18.1 percent of its scoring total, making them one of only six schools in the nation to return less than 20 percent of its scoring.

School	Points p/g	Percent of Scoring
Nebraska	2.9 PPG	1.9%
Tulane	10.8 PPG	12.2%
South Dakota St.	15.8 PPG	16.9%
Virginia Tech	13.3 PPG	18.1%
Washington	13.9 PPG	19.8%
UCF	14.5 PPG	20.0%

GAME-BY-GAME HIGHS

Opponent	Date	Points	Rebounds	Assists	Steals	Blocks
Clemson (W, 67-60)	Nov. 5	30 - Landers Nolley II	8 - Wabissa Bede	6 - Wabissa Bede	2 - Landers Nolley II	1 - Wabissa Bede
Coppin State (W, 74-42)	Nov. 8	18 - Nahiem Alleyne	9 - Wabissa Bede	10 - Wabissa Bede	2 - Wabissa Bede	2 - Tyrece Radford
USC Upstate (W, 80-57)	Nov. 13	23 - Landers Nolley II	6 - Landers Nolley II	8 - Wabissa Bede	2 - (2 players)	2 - John Ojiako
Lehigh (W, 79-53)	Nov. 16	27 - Landers Nolley II	11 - Tyrece Radford	6 - Wabissa Bede	3 - Wabissa Bede	1 - (4 players)
Delaware State (W, 100-64)	Nov. 20	20 - Nahiem Alleyne	8 - Tyrece Radford	10 - Wabissa Bede	1 - (4 players)	2 - Nahiem Alleyne
No. 3/3 Michigan St. (W, 71-66)	Nov. 25	22 - Landers Nolley II	7 - P.J. Horne	5 - (2 players)	3 - Landers Nolley II	2 - Landers Nolley II
Dayton (L, 89-62)	Nov. 26	15 - Landers Nolley II	6 - Landers Nolley II	6 - Wabissa Bede	3 - Wabissa Bede	2 - P.J. Horne
BYU (L, 90-77)	Nov. 27	22 - Landers Nolley II	7 - Landers Nolley II	7 - Wabissa Bede	1 - Landers Nolley II	1 - (2 players)
No. 10/8 Duke (L, 77-63)	Dec. 6	15 - P.J. Horne	8 - Landers Nolley II	5 - Wabissa Bede	1 - (2 players)	2 - P.J. Horne
Chattanooga (W, 63-58)	Dec. 11	22 - Nahiem Alleyne	8 - Wabissa Bede	7 - Wabissa Bede	2 - (2 players)	1 - (2 players)
Gardner-Webb (W, 73-46)	Dec. 15	18 - Landers Nolley II	10 - Tyrece Radford	5 - Wabissa Bede	3 - Hunter Cattoor	None
VMI (W, 64-55)	Dec. 21	14 - Hunter Cattoor	10 - Tyrece Radford	4 - Tyrece Radford	2 - (3 players)	2 - John Ojiako
UMES (W, 92-37)	Dec. 29	18 - Landers Nolley II	10 - Landers Nolley II	6 - Wabissa Bede	2 - Tyrece Radford	3 - John Ojiako
No. 19/19 Virginia (L, 65-39)	Jan. 4	18 Landers Nolley II	5 - (2 players)	2 - (2 players)	2 - (3 players)	None

SPECIALITY STATS

Opponent	Date	Second Chance Points	Points in the Paint	Fastbreak Points	Points off Turnovers	Bench Points
Clemson (W, 67-60)	Nov. 5	10	16	11	3	18
Coppin State (W, 74-42)	Nov. 8	7	22	9	18	26
USC Upstate (W, 80-57)	Nov. 13	4	26	5	18	26
Lehigh (W, 79-53)	Nov. 16	10	26	8	26	21
Delaware State (W, 100-64)	Nov. 20	15	22	15	16	49
No. 3/3 Michigan St. (W, 71-66)	Nov. 25	6	22	9	20	16
Dayton (L, 89-62)	Nov. 26	0	24	5	11	19
BYU (L, 90-77)	Nov. 27	4	30	2	11	10
No. 10/8 Duke (L, 77-63)	Dec. 6	6	40	3	11	11
Chattanooga (W, 63-58)	Dec. 11	18	26	7	7	5
Gardner-Webb (W, 73-46)	Dec. 15	8	16	11	12	34
VMI (W, 64-55)	Dec. 21	14	22	11	26	38
UMES (W, 92-37)	Dec. 29	20	30	22	19	49
No. 19/19 Virginia (L, 65-39)	Jan. 4	2	16	5	5	7

DOUBLE-DOUBLE TRACKER

Opponent	Date	Player	Points	Rebounds	Assists	Blocks	Steals
Gardner-Webb (W, 73-46)	Dec. 15	Tyrece Radford	10	10	0	0	1
UMES (W, 82-37)	Dec. 29	Landers Nolley II	18	10	3	0	0



2019-20 SUPERLATIVES

DOUBLE FIGURES SCORING

Landers Nolley	11
Nahiem Alleyne	6
Hunter Cattoor	6
P.J. Horne	4
Tyrece Radford	4
Wabissa Bede	3
Isaiah Wilkins	3
Jalen Cone	3
John Ojiako	1

20-POINT GAMES

Landers Nolley	4
Nahiem Alleyne	2

30-POINT GAMES

Landers Nolley	1
----------------	---

30-PLUS MINUTES

Landers Nolley	7
Nahiem Alleyne	6
Wabissa Bede	6
P.J. Horne	5
Hunter Cattoor	2
Tyrece Radford	1

WELL, THIS IS NEW

- A new staff is in place for Tech and there are also quite a few freshmen with six.
- The six freshies make Tech one of only 20 schools to have six or more, including one of 13 in high-major conferences.

THE BEST IS YET TO COME

- Coach Young, known as one of the better X's and O's coaches in the country, had his Terriers in some of the top categories nationally over his 17-year span.
- This past season, which was Wofford's best in school history, the Terriers were 16th in assist/turnover ratio (1.39), 11th in field-goal percentage (49.0), second in 3-point field-goal percentage (41.4) and second in scoring margin (16.7).
- So, expect quality shooting teams to come under his watch in Blacksburg and for that to translate to wins.

HISTORIC IT WAS

- Last year was arguably the best season in school history for the Hokies, notching many school records to their belt.
- To name a few, Tech earned a school-record 26 wins, program-best 12 ACC victories and made it to the Sweet 16 for the first time in program history since the tournament expanded to 64 teams.
- Tech also broke the record for most home non-conference victories in a row with 24 straight.
- The Hokies made the NCAA Tournament three consecutive years for the first time ever, and won two games in The Dance for the first time since 1967. They also earned a No. 4 seed, the highest in program history.

SELLING OUT CASSELL

- Virginia Tech ACC home games against Virginia, Wake Forest, Syracuse, Duke, Louisville, Georgia Tech and Miami (Fla.) sold out in 2018-19, as well as the Central Connecticut State game was a sell out, too.
- The Hokies sold out nine games in the 2017-18 season, including seven of the nine home ACC games, a mark that equaled 2018-19.
- The Hokies have sold out six games this season, including their home opener against Coppin State on Nov. 8 and their games versus Lehigh on Nov. 16, Duke on Dec. 6 and Chattanooga on Dec. 11, while North Carolina and Pitt are sold out too.

WHO TO LOOK UP TO

- Of the 26 teams that don't boast more than one senior, including six teams that don't have any seniors, Tech is one of just 13 high-majors.
- Of the 13, 10 return for their senior seasons, while three players, including Tech's Branden Johnson, will finish their last year at a new school.

School	Sr.	r-Sr.	Gr.	Previous School
Alabama	---	---	1	West Virginia
East Carolina	---	1	---	---
Houston	---	1	---	---
Kentucky	---	---	1	Bucknell
Memphis	1	---	---	---
Oklahoma	1	---	---	---
Ole Miss	1	---	---	---
Stanford	1	---	---	---
Syracuse	1	---	---	---
Texas	1	---	---	---
Virginia Tech	---	---	1	Alabama State
Wichita State	1	---	---	---
Wisconsin	---	---	1	---

WHAT ARE THEY DOING NOW

- The Hokies have three players that are playing in the NBA or G-League, including Nickeil Alexander-Walker, Justin Robinson and Ahmed Hill.
- Alexander-Walker, who was an All-ACC selection a year ago, was selected in the first round of the NBA Draft, becoming the second-ever in school history. He now stars with the Pelicans.
- Robinson, Tech's all-time assists career leader, plays with the Washington Wizards and their G-League affiliate (Capital City Go-Go) and has gone back and forth so far this season. But was waived on Jan. 4.
- Hill, who was vital in Tech's run to the Sweet 16 last season, signed a two-way deal with the Charlotte Hornets. He was waived by the Hornets and now the Phoenix Suns have acquired his rights, with Hill now playing for the NAZ Suns, who are located in Prescott Valley, Arizona. He had 16 points his first game.

ABOUT ATTENDANCE

- Last season, the Hokies saw increased attendance at Cassell, with Tech averaging 8,237 per game — up more than 1,500 fans per game from three years ago — and the largest attendance since the 2010-11 season.
- Eight games sold out, including seven ACCs.
- The Hokies averaged 8,882 for home ACC games, almost 400 fans per game ahead of the previous season.

610 IN CASSELL

- After the win over UMES on Dec. 29, the Hokies have a 610-197 overall record in Cassell Coliseum, for a .756 winning percentage.
- The win over Florida State in 2011 was the 500th victory in Cassell and the win over Georgia Tech in 2018-19 was the 600th victory in the building.
- Tech went 14-2 in 2018-19 on its home court, which is tied for the fourth-most wins in a season at Cassell.
- To the right are the most wins in Cassell Coliseum history in a season.

Record	Year	Coach
17-2	2009-10	Seth Greenberg



PROGRAM HISTORY

First Year	1908
All-Time Record	1,476-1,222 (.547)
Conference Record	453-627 (.419)
Televised Games	239-220 (.521)
Overtime Games	68-51 (.571)
VT Ranked	86-42 (.672)
NCAA Tournaments	9 (most recent 2018-19)
NIT Appearances	13 (most recent 2015-16)
Most wins	26 (2018-19)
Highest AP Ranking	No. 8 (1995)

CASELL COLISEUM

Capacity	9,275
Seasons in Use	59th season
Tech Record	610-197 (.756)
ACC Record	72-56 (.563)
vs. Nonconference	421-71 (.856)
vs. Ranked Teams	24-53 (.312)

2019-20 RECRUITING CLASS

- Coach Mike Young signed his first recruiting class in Blacksburg and it sure was a goodie, getting two ESPN top 100 players.
- The class, made up of two consensus four-star guards, ranks No. 35 in the country according to 247 Sports and No. 33 on Rivals.
- Darius Maddox (top) preps at Oak Hill Academy, a place heq will have a one-year stint at after scoring over 350 points at St. John's High School and leading them to a 27-12 record and top-10 ranking in the state.
- Joe Bamisile (bottom) plays at Monacan High School, where he averaged 28 points, seven rebounds and two assists last year, earning VHSL All-state honors and the Region 4B Co-Player of the Year.
- Maddox ranks No. 93 and Bamisile sits at No. 64 on ESPN's recruiting site.



PLAYER HIGHS & LOWS

Virginia Tech - INDIVIDUAL GAME HIGHS

POINTS		
30		Landers Nolley II - at Clemson (11/05/19)
27		Landers Nolley II - Lehigh (11/16/19)
23		Landers Nolley II - USC Upstate (11/13/19)
22		Nahiem Alleyne - Chattanooga (12/11/19)
22		Landers Nolley II - vs BYU (11/27/19)
22		Landers Nolley II - vs Michigan St. (11/25/19)
FIELD GOALS MADE		
12		Landers Nolley II - at Clemson (11/05/19)
10		Landers Nolley II - Lehigh (11/16/19)
FIELD GOAL ATTEMPTS		
23		Landers Nolley II - at Clemson (11/05/19)
20		Landers Nolley II - Chattanooga (12/11/19)
FIELD GOAL PERCENTAGE (min 5 made)		
.857 (6-7)		Tyrece Radford - Duke (12/06/19)
.833 (5-6)		P.J. Horne - vs BYU (11/27/19)
.833 (5-6)		P.J. Horne - vs Michigan St. (11/25/19)
3 PT FG MADE		
7		Landers Nolley II - Lehigh (11/16/19)
5		Hunter Cattoor - UMES (12/29/19)
5		Landers Nolley II - Gardner-Webb (12/15/19)
5		Jalen Cone - Delaware St. (11/20/19)
5		Isaiah Wilkins - Delaware St. (11/20/19)
5		Nahiem Alleyne - Delaware St. (11/20/19)
3 PT FG ATTEMPTS		
12		Landers Nolley II - Lehigh (11/16/19)
10		Landers Nolley II - Gardner-Webb (12/15/19)
3 PT FG PERCENTAGE (min 2 made)		
1.000 (3-3)		Jalen Cone - USC Upstate (11/13/19)
1.000 (2-2)		P.J. Horne - vs Michigan St. (11/25/19)
FREE THROWS MADE		
8		Landers Nolley II - vs Michigan St. (11/25/19)
5		John Ojiako - UMES (12/29/19)
5		Nahiem Alleyne - Chattanooga (12/11/19)
5		Wabissa Bede - vs Michigan St. (11/25/19)
5		Landers Nolley II - Coppin St. (11/08/19)
5		Nahiem Alleyne - at Clemson (11/05/19)
FREE THROW ATTEMPTS		
9		Wabissa Bede - vs Michigan St. (11/25/19)
8		Landers Nolley II - vs Michigan St. (11/25/19)
FREE THROW PERCENTAGE (min 3 made)		
1.000 (8-8)		Landers Nolley II - vs Michigan St. (11/25/19)
1.000 (5-5)		Nahiem Alleyne - Chattanooga (12/11/19)
1.000 (4-4)		Hunter Cattoor - at Virginia (01/04/20)
1.000 (3-3)		Nahiem Alleyne - UMES (12/29/19)
1.000 (3-3)		Jalen Cone - VMI (12/21/19)
1.000 (3-3)		Isaiah Wilkins - Gardner-Webb (12/15/19)
REBOUNDS		
11		Tyrece Radford - Lehigh (11/16/19)
10		Landers Nolley II - UMES (12/29/19)
10		Tyrece Radford - VMI (12/21/19)
10		Tyrece Radford - Gardner-Webb (12/15/19)
ASSISTS		
10		Wabissa Bede - Delaware St. (11/20/19)
10		Wabissa Bede - Coppin St. (11/08/19)
STEALS		
3		Hunter Cattoor - Gardner-Webb (12/15/19)
3		Wabissa Bede - vs Dayton (11/26/19)
3		Landers Nolley II - vs Michigan St. (11/25/19)
3		Wabissa Bede - Lehigh (11/16/19)
BLOCKED SHOTS		
3		John Ojiako - UMES (12/29/19)
2		John Ojiako - VMI (12/21/19)
2		P.J. Horne - Duke (12/06/19)
2		P.J. Horne - vs Dayton (11/26/19)
2		Landers Nolley II - vs Michigan St. (11/25/19)
TURNOVERS		
9		Landers Nolley II - Duke (12/06/19)
5		Landers Nolley II - at Virginia (01/04/20)
5		Landers Nolley II - Lehigh (11/16/19)
5		Landers Nolley II - at Clemson (11/05/19)
FOULS		
5		Isaiah Wilkins - at Clemson (11/05/19)
4		Branden Johnson - UMES (12/29/19)
4		P.J. Horne - Gardner-Webb (12/15/19)
4		Wabissa Bede - vs Michigan St. (11/25/19)
4		John Ojiako - Delaware St. (11/20/19)

Opponent - INDIVIDUAL GAME HIGHS

POINTS		
24		Obi Toppin - vs Dayton (11/26/19)
20		Travis Eevee - VMI (12/21/19)
20		TJ Haws - vs BYU (11/27/19)
19		John Crosby - Delaware St. (11/20/19)
18		Braxton Key - at Virginia (01/04/20)
18		Kihei Clark - at Virginia (01/04/20)
18		Aaron Henry - vs Michigan St. (11/25/19)
FIELD GOALS MADE		
10		Obi Toppin - vs Dayton (11/26/19)
8		Braxton Key - at Virginia (01/04/20)
FIELD GOAL ATTEMPTS		
21		John Crosby - Delaware St. (11/20/19)
17		Kamar McKnight - Coppin St. (11/08/19)
FIELD GOAL PERCENTAGE (min 5 made)		
1.000 (5-5)		Kolby Lee - vs BYU (11/27/19)
.857 (6-7)		Dalton Nixon - vs BYU (11/27/19)
3 PT FG MADE		
6		Travis Eevee - VMI (12/21/19)
5		Kamdyn Curfman - VMI (12/21/19)
3 PT FG ATTEMPTS		
12		Travis Eevee - VMI (12/21/19)
11		Andrew Robinson - Coppin St. (11/08/19)
3 PT FG PERCENTAGE (min 2 made)		
1.000 (2-2)		Jonathan Scott - Chattanooga (12/11/19)
1.000 (2-2)		Dalton Nixon - vs BYU (11/27/19)
1.000 (2-2)		Omari Peek-Green - Delaware St. (11/20/19)
FREE THROWS MADE		
7		Kihei Clark - at Virginia (01/04/20)
7		Everette Hammond - USC Upstate (11/13/19)
FREE THROW ATTEMPTS		
8		Kihei Clark - at Virginia (01/04/20)
7		Everette Hammond - USC Upstate (11/13/19)
FREE THROW PERCENTAGE (min 3 made)		
1.000 (7-7)		Everette Hammond - USC Upstate (11/13/19)
1.000 (4-4)		Wendell Moore - Duke (12/06/19)
1.000 (4-4)		Vernon Carey - Duke (12/06/19)
1.000 (4-4)		Zac Seljaas - vs BYU (11/27/19)
1.000 (4-4)		John Newman III - at Clemson (11/05/19)
REBOUNDS		
15		Aamir Simms - at Clemson (11/05/19)
14		Xavier Tillman - vs Michigan St. (11/25/19)
ASSISTS		
9		Jalen Crutcher - vs Dayton (11/26/19)
8		Christian Turner - Gardner-Webb (12/15/19)
8		Jake Toolson - vs BYU (11/27/19)
STEALS		
4		Dejuan Clayton - Coppin St. (11/08/19)
2		Braxton Key - at Virginia (01/04/20)
2		Travis Eevee - VMI (12/21/19)
2		Jordan Goldwire - Duke (12/06/19)
2		Gabe Brown - vs Michigan St. (11/25/19)
2		Jakob Alamudun - Lehigh (11/16/19)
2		Reggie James - Coppin St. (11/08/19)
BLOCKED SHOTS		
3		Ty Gibson - UMES (12/29/19)
3		Ludovic Duféal - Gardner-Webb (12/15/19)
TURNOVERS		
7		Travis Eevee - VMI (12/21/19)
5		Myles Lewis - VMI (12/21/19)
5		Jalen Crutcher - vs Dayton (11/26/19)
5		Xavier Tillman - vs Michigan St. (11/25/19)
5		Jeameril Wilson - Lehigh (11/16/19)
FOULS		
5		Tyler Creammer - VMI (12/21/19)
5		Malik Hall - vs Michigan St. (11/25/19)
5		Tevin Mack - at Clemson (11/05/19)



TEAM HIGHS & LOWS

Virginia Tech - GAME HIGHS

POINTS	100	Delaware St. (11/20/19)
	92	UMES (12/29/19)
	80	USC Upstate (11/13/19)
	79	Lehigh (11/16/19)
	77	vs BYU (11/27/19)
FIELD GOALS MADE	35	Delaware St. (11/20/19)
	32	UMES (12/29/19)
FIELD GOAL ATTEMPTS	72	UMES (12/29/19)
	65	Lehigh (11/16/19)
FIELD GOAL PERCENTAGE	.565 (35-62)	Delaware St. (11/20/19)
	.534 (31-58)	vs BYU (11/27/19)
	.534 (31-58)	USC Upstate (11/13/19)
3 PT FG MADE	21	Delaware St. (11/20/19)
	14	Lehigh (11/16/19)
3 PT FG ATTEMPTS	37	Delaware St. (11/20/19)
	37	Lehigh (11/16/19)
3 PT FG PERCENTAGE	.568 (21-37)	Delaware St. (11/20/19)
	.500 (11-22)	vs BYU (11/27/19)
FREE THROWS MADE	16	UMES (12/29/19)
	15	VMI (12/21/19)
	15	vs Michigan St. (11/25/19)
FREE THROW ATTEMPTS	24	VMI (12/21/19)
	22	vs Michigan St. (11/25/19)
FREE THROW PERCENTAGE	.842 (16-19)	UMES (12/29/19)
	.818 (9-11)	at Virginia (01/04/20)
REBOUNDS	53	UMES (12/29/19)
	49	Coppin St. (11/08/19)
ASSISTS	29	Delaware St. (11/20/19)
	20	UMES (12/29/19)
STEALS	9	VMI (12/21/19)
	8	vs Michigan St. (11/25/19)
	8	Lehigh (11/16/19)
BLOCKED SHOTS	6	vs Michigan St. (11/25/19)
	6	USC Upstate (11/13/19)
TURNOVERS	15	Coppin St. (11/08/19)
	14	Duke (12/06/19)
FOULS	19	vs Dayton (11/26/19)
	16	vs Michigan St. (11/25/19)

Opponent - GAME HIGHS

POINTS	90	vs BYU (11/27/19)
	89	vs Dayton (11/26/19)
	77	Duke (12/06/19)
	66	vs Michigan St. (11/25/19)
	65	at Virginia (01/04/20)
FIELD GOALS MADE	35	vs Dayton (11/26/19)
	32	vs BYU (11/27/19)
FIELD GOAL ATTEMPTS	71	Coppin St. (11/08/19)
	64	at Clemson (11/05/19)
FIELD GOAL PERCENTAGE	.636 (35-55)	vs Dayton (11/26/19)
	.542 (32-59)	vs BYU (11/27/19)
3 PT FG MADE	17	vs BYU (11/27/19)
	13	VMI (12/21/19)
3 PT FG ATTEMPTS	39	Coppin St. (11/08/19)
	34	vs BYU (11/27/19)
3 PT FG PERCENTAGE	.500 (17-34)	vs BYU (11/27/19)
	.458 (11-24)	vs Dayton (11/26/19)
FREE THROWS MADE	14	USC Upstate (11/13/19)
	10	Duke (12/06/19)
	10	vs Michigan St. (11/25/19)
FREE THROW ATTEMPTS	18	USC Upstate (11/13/19)
	16	Gardner-Webb (12/15/19)
FREE THROW PERCENTAGE	1.000 (10-10)	Duke (12/06/19)
	.818 (9-11)	vs BYU (11/27/19)
REBOUNDS	45	Coppin St. (11/08/19)
	43	vs Michigan St. (11/25/19)
ASSISTS	22	vs BYU (11/27/19)
	22	vs Dayton (11/26/19)
STEALS	8	Duke (12/06/19)
	8	Coppin St. (11/08/19)
BLOCKED SHOTS	7	UMES (12/29/19)
	4	VMI (12/21/19)
	4	Gardner-Webb (12/15/19)
	4	Duke (12/06/19)
TURNOVERS	23	VMI (12/21/19)
	19	Lehigh (11/16/19)
FOULS	21	vs Dayton (11/26/19)
	20	vs Michigan St. (11/25/19)

Virginia Tech - GAME LOWS

POINTS	39	at Virginia (01/04/20)
	62	vs Dayton (11/26/19)
	63	Chattanooga (12/11/19)
	63	Duke (12/06/19)
	64	VMI (12/21/19)
FIELD GOALS MADE	13	at Virginia (01/04/20)
	21	VMI (12/21/19)
FIELD GOAL ATTEMPTS	48	at Virginia (01/04/20)
	51	vs Dayton (11/26/19)
FIELD GOAL PERCENTAGE	.271 (13-48)	at Virginia (01/04/20)
	.344 (21-61)	VMI (12/21/19)
3 PT FG MADE	4	at Virginia (01/04/20)
	5	Duke (12/06/19)
3 PT FG ATTEMPTS	20	Duke (12/06/19)
	21	Chattanooga (12/11/19)
	21	vs Dayton (11/26/19)
	21	vs Michigan St. (11/25/19)
3 PT FG PERCENTAGE	.160 (4-25)	at Virginia (01/04/20)
	.250 (5-20)	Duke (12/06/19)
FREE THROWS MADE	3	Lehigh (11/16/19)
	4	Duke (12/06/19)
	4	vs BYU (11/27/19)
FREE THROW ATTEMPTS	4	Lehigh (11/16/19)
	6	Duke (12/06/19)
FREE THROW PERCENTAGE	.556 (10-18)	vs Dayton (11/26/19)
	.571 (4-7)	vs BYU (11/27/19)
REBOUNDS	21	vs Dayton (11/26/19)
	25	at Virginia (01/04/20)
ASSISTS	6	at Virginia (01/04/20)
	11	at Clemson (11/05/19)
STEALS	1	vs BYU (11/27/19)
	2	Duke (12/06/19)
BLOCKED SHOTS	0	at Virginia (01/04/20)
	0	Gardner-Webb (12/15/19)
TURNOVERS	2	UMES (12/29/19)
	7	VMI (12/21/19)
	7	Chattanooga (12/11/19)
FOULS	6	Duke (12/06/19)
	8	VMI (12/21/19)
	8	Lehigh (11/16/19)

Opponent - GAME LOWS

POINTS	37	UMES (12/29/19)
	42	Coppin St. (11/08/19)
	46	Gardner-Webb (12/15/19)
	53	Lehigh (11/16/19)
	55	VMI (12/21/19)
FIELD GOALS MADE	14	UMES (12/29/19)
	14	Coppin St. (11/08/19)
FIELD GOAL ATTEMPTS	51	VMI (12/21/19)
	53	Chattanooga (12/11/19)
	53	Lehigh (11/16/19)
	53	USC Upstate (11/13/19)
FIELD GOAL PERCENTAGE	.197 (14-71)	Coppin St. (11/08/19)
	.237 (14-59)	UMES (12/29/19)
3 PT FG MADE	3	USC Upstate (11/13/19)
	6	Coppin St. (11/08/19)
3 PT FG ATTEMPTS	21	at Virginia (01/04/20)
	22	Lehigh (11/16/19)
3 PT FG PERCENTAGE	.120 (3-25)	USC Upstate (11/13/19)
	.154 (6-39)	Coppin St. (11/08/19)
FREE THROWS MADE	0	VMI (12/21/19)
	2	UMES (12/29/19)
FREE THROW ATTEMPTS	0	VMI (12/21/19)
	5	UMES (12/29/19)
	5	Lehigh (11/16/19)
FREE THROW PERCENTAGE	.000 (0-0)	VMI (12/21/19)
	.400 (2-5)	UMES (12/29/19)
REBOUNDS	26	Delaware St. (11/20/19)
	28	Lehigh (11/16/19)
ASSISTS	6	Coppin St. (11/08/19)
	8	USC Upstate (11/13/19)
STEALS	1	UMES (12/29/19)
	1	Chattanooga (12/11/19)
BLOCKED SHOTS	1	vs Dayton (11/26/19)
	1	Delaware St. (11/20/19)
	1	Lehigh (11/16/19)
	1	Coppin St. (11/08/19)
TURNOVERS	6	vs BYU (11/27/19)
	7	Duke (12/06/19)
FOULS	9	Lehigh (11/16/19)
	10	USC Upstate (11/13/19)





Mike YOUNG

- First season at Virginia Tech
- 18th as a head coach in Division I
- Produced three AP All-America selections at Wofford
- Took Wofford to five NCAA Tournament appearances

The Young File

PERSONAL

BORN: May 1, 1963
 HOMETOWN: Radford, Virginia
 FAMILY: Wife (Margaret), Children (Cooper & Davis)
 COACHING RECORD AT VIRGINIA TECH: 10-4 (1st year)
 CAREER HEAD COACHING RECORD: 309-248 (.555)

EDUCATION

Emory & Henry (1986)
 JOINED TECH STAFF: April 7, 2019
 YEARS OF COLLEGIATE HEAD COACHING: 18
 YEARS OF COLLEGIATE COACHING: 33

COACHING CAREER

Year	School
1986-88	Assistant Coach, Emory & Henry
1988-89	Assistant Coach, Radford
1989-02	Assistant Coach, Wofford
2002-19	Head Coach, Wofford
2019-present	Head Coach, Virginia Tech

ACCOMPLISHMENTS

Five NCAA Tournaments

2019, 2015, 2014, 2011, 2010

Five SoCon Tournament Championships

2019, 2015, 2014, 2011, 2010

Four SoCon Regular-Season Titles

2019, 2015, 2011, 2010

Two-time National Coach of the Year

2019 (Sporting News), 2010 (Hugh Durham)

Three AP All-America Selections

Fletcher Magee (2018-19) Karl Cochran (2014-15) Noah Dahlman (2009-10)

Four SoCon Player of the Years

Fletcher Magee (2017-18, 2018-19) Karl Cochran (2014-15) & Noah Dahlman (2009-10)

All-SoCon

24 selections (Coaches) 34 selections (media)

Mike Young begins his first season as the head men's basketball coach at Virginia Tech. The veteran head coach comes home to the New River Valley with a wealth of experience and the desire and focus to lead this Hokies program in its quest to be among the best in the ACC and the nation.

Since arriving in Blacksburg, Young has worked diligently to assemble a top-level coaching staff. Along with that staff, Young has devoted countless hours toward putting together a competitive roster for the 2019-20 season and making a noticeable impact on the always evolving national recruiting community.

The Radford, Virginia native joins the Hokies after a record-setting 17-year tenure as the head coach at Wofford. The Terriers posted a 30-5 overall record in 2018-19, including a perfect 18-0 mark in Southern Conference play, and registered a convincing 84-68 win over Seton Hall in the first round of the 2019 NCAA Tournament.

The 2019 Sporting News Coach of the Year, Young finished third in last season's Associated Press Coach of the Year voting behind Texas Tech's Chris Beard and Houston's Kelvin Sampson. In his 17 seasons at the helm as head coach of Wofford College, Young built the Terriers into one of the Southern Conference's preeminent programs and a perennial NCAA Tournament participant. He guided Wofford to five NCAA Tournament berths over the past 10 seasons and five Southern Conference championships. In addition to the on-court success of his teams, 100 percent of Young's student-athletes at Wofford who completed their eligibility graduated.

In addition to owning numerous coaching accolades, Young currently serves as a member of the NCAA's Men's Basketball Ethics Committee.

Young compiled a 299-244 (.551) overall record at Wofford and earned Southern Conference Coach of the Year honors four times (2010, 2014, 2015 and 2019). Under his guidance, the Terriers registered an impressive list of nonconference wins, including ones over the likes of Auburn, Cincinnati, Clemson, Georgia, Georgia Tech, NC State, Purdue, Seton Hall, South Carolina, Virginia Tech, Xavier and Wake Forest. Arguably the most compelling nonconference victory of his tenure at Wofford came on Dec. 20, 2017 when the Terriers faced then-No. 5 North Carolina at the Dean Smith Center in Chapel Hill, North Carolina and registered a 79-75 victory over head coach Roy Williams and the Tar Heels.

Prior to assuming the head coaching reins for the Terriers in 2002-03, Young was an assistant coach to current Wofford Director of Athletics Richard Johnson. Young came to

Wofford after serving as a graduate assistant for one year under Oliver Purnell at Radford University.

A 1986 graduate of Emory & Henry College, he was a four-year letterman in basketball for coach Bob Johnson and the team captain his junior and senior seasons. He credits Johnson for having a major influence on his playing and coaching career.

Upon his graduation, Young became a full-time assistant coach for two years at Emory & Henry before moving on to Radford. Another of Young's mentors is Fletcher Arritt, longtime coach of Fork Union (Va.) Military Academy. Young played one season for him before attending Emory & Henry. In the summer of 2015, Young was inducted into the Emory & Henry College Sports Hall of Fame, as well as the Radford High School Hall of Fame.

Young and wife Margaret have a daughter, Cooper, a student at the University of the South, and a son, Davis, who is attending Blacksburg High School.

YEAR BY YEAR

Year	School	Rec.	Conf.	Postseason
2019-20	Virginia Tech	10-4	1-2	---
2018-19	Wofford	30-5	18-0	NCAA Round of 32
2017-18	Wofford	21-13	11-7	CIT
2016-17	Wofford	16-17	10-8	
2015-16	Wofford	15-17	11-7	
2014-15	Wofford	28-7	16-2	NCAA First Round
2013-14	Wofford	20-13	11-5	NCAA First Round
2012-13	Wofford	13-19	7-11	
2011-12	Wofford	19-14	12-6	CBI
2010-11	Wofford	21-13	14-4	NCAA First Round
2009-10	Wofford	26-9	15-3	NCAA First Round
2008-09	Wofford	16-14	12-8	
2007-08	Wofford	16-16	8-12	
2006-07	Wofford	10-20	5-13	
2005-06	Wofford	11-18	6-9	
2004-05	Wofford	14-14	7-9	
2003-04	Wofford	9-20	4-12	
2002-03	Wofford	14-15	8-8	



BOUNCE BACK TIME

- When Mike Young loses a basketball game, it rarely spills into the next game, with his teams bouncing back with a W, especially over the last five years with him being .661 by going 37-19.
- Young went 4-0 last year after a loss and 9-3 the year prior with the Terriers.

Season	G	W	L	Pct.
2002-03	14	7	7	.500
2003-04	19	7	12	.368
2004-05	13	5	8	.385
2005-06	17	8	9	.471
2006-07	19	6	13	.316
2007-08	15	7	8	.467
2008-09	13	8	5	.615
2009-10	8	5	3	.625
2010-11	12	9	3	.750
2011-12	13	8	5	.615
2012-13	18	9	9	.500
2013-14	12	7	5	.583
2014-15	6	5	1	.833
2015-16	16	9	7	.563
2016-17	16	10	6	.625
2017-18	12	9	3	.750
2018-19	4	4	0	1.000
2019-20	3	1	2	.333
Total	230	124	106	.539



WHEN IT COUNTS

- Mike Young brings a polished resume from his time at Wofford and you can see that in the numbers he carries regarding finishing a lead when his teams have had one over his years of coaching, with 18 seasons to be exact.
- Over the last six years when Young has had a lead with five minutes to go, he usually holds on to it to preserve the win, boasting a .922 winning percentage to his name.
- Since his arrival to Tech, the Hokies have carried the trend also, owning a perfect 9-0 record.

Year	G	W	L	Pct.
2014-15	25	23	2	.920
2015-16	17	14	3	.824
2016-17	17	15	2	.882
2017-18	21	19	2	.905
2018-19	27	27	0	1.000
2019-20	9	9	0	1.000
Total	116	107	9	.922

Opponent	G	W	L	Pct.
High-Major	6	5	1	.833
Mid-Major	110	102	8	.927
Conference	66	59	7	.894
Nonconference	50	48	2	.960
Postseason	9	7	2	.778

WHAT THEY'RE SAYING



Andy Katz
 @TheAndyKatz

So much for our No. 1 this week! That was quick. What a win for @HokiesMBB and first-year Virginia Tech coach Mike Young.



Jon Rothstein
 @JonRothstein

Today we saw why many NBA folks felt that Mike Young could be an offensive coordinator at the professional level. Guy is a genius offensively.



Gary Parrish
 @GaryParrishCBS

The best compliment I could give Mike Young is that when you talk to any coach from the Southern Conference, where he spent the previous 17 seasons, they all say the same thing: He's a GREAT basketball coach.

Ask @ForbesETSUhoops.

Scott Van Pelt @notthefakeSVP · Nov 25, 2019

Replying to @GaryParrishCBS
 I love watching his half court stuff. It's art.



Jeff Goodman
 @GoodmanHoops

Mike Young can coach, people.

On Coach Young VT

Mike Young is one of those 20-year overnight sensations. Those of us who know college basketball have always recognized what a great coach he is. The nation found out this season in the NCAA Tournament. He is a great fit for Virginia Tech.


-Fran Fraschilla
Former NCAA head coach & current ESPN college basketball analyst

On Coach Young VT

Mike Young has shown during his tenure at Wofford that not only is he an outstanding coach, but he's also a program builder. He develops players and men. He's an excellent communicator and teacher. His teams are always sound, tough, unselfish and fun to watch.

-Clark Kellogg
CBS Sports Men's Basketball Analyst





NAHIEM ALLEYNE (na-HEEM ah-LEAN)

Freshman | 6-3 | 195
G | Buford, Ga.

High School
Mountain View

Major: University Studies

4

AT THE RIM

- Has played in all 14 games, drawing 13 starts.
- Posted two points, two rebounds and a steal at No. 19/19 Virginia (1/4).
- Scored five points for the second straight game, making three free throws and one field goal, while collecting one rebound and two assists versus Maryland Eastern Shore (12/29).
- Turned in his best game yet, recording a career-high 22 points on 7-of-13 shooting, while going a perfect 5 for 5 from the charity stripe, and five rebounds vs. Chattanooga (12/11).
- Posted 10 points, three rebounds and a career-high two steals in the win over No. 3 Michigan State (11/25).
- Had 20 points, including 15 of those off of five 3s, four rebounds and two blocks vs. Delaware State (11/20).
- On his first two shots in college, buried two 3-pointers and would end up with 11 points, while collecting three rebounds, one assist and a steal at Clemson (11/5) in the season opener.
- Two-year letterwinner at Mountain View High School.
- GHSA All-State and All-Region.
- Averaged 17.2 points per game and made 63 three-pointers in the 2018-19 season.
- A three-star on 247 Sports.
- Ranked as the 21st-best player in the state of Georgia.

CAREER HIGHS

Statistic	Value
Points	22 vs Chattanooga 12/11/19
Rebounds	5 vs Chattanooga 12/11/19
Assists	4 vs USC Upstate 11/13/19, vs BYU 11/27/19
Steals	2 vs Michigan St. 11/25/19
Blocks	2 vs Delaware St. 11/20/19
FG Made	7 vs Delaware St. 11/20/19, vs Chattanooga 12/11/19
FG Attempts	13 vs Chattanooga 12/11/19
3FG Made	5 vs Delaware St. 11/20/19
3FG Attempts	9 vs Delaware St. 11/20/19
FT Made	5 at Clemson 11/05/19, vs Chattanooga 12/11/19
FT Attempts	6 at Clemson 11/05/19

GAME-BY-GAME STATS

Opponent	Date	GS	MIN	Total FG-FGA	PCT	3FG-3FGA	PCT	FT-FTA	PCT	OFF DEF TOT	AVG	PF	A	T/O	BLK	STL	PTS	AVG			
at Clemson	11/05/19	*	22:44	2-9	.222	2-6	.333	5-6	.833	0	3	3	3	0	1	1	1	11	11.0		
Coppin St.	11/08/19	*	23:28	6-8	.750	4-6	.667	2-2	1.000	0	2	2	2.5	0	0	1	0	18	14.5		
USC Upstate	11/13/19	*	25:13	3-6	.500	1-3	.333	2-3	.667	0	2	2	2.3	0	4	0	1	0	9	12.7	
Lehigh	11/16/19	*	20:43	1-7	.143	0-3	.000	3-4	.750	0	2	2	2.3	0	1	0	0	0	5	10.8	
Delaware St.	11/20/19	*	31:15	7-11	.636	5-9	.556	1-1	1.000	0	4	4	2.6	0	1	0	2	1	20	12.6	
vs Michigan St.	11/25/19	*	33:51	3-10	.300	2-4	.500	2-3	.667	0	3	3	2.7	2	1	0	0	2	10	12.2	
vs Dayton	11/26/19	*	30:57	3-8	.375	0-1	.000	3-5	.600	0	2	2	2.6	2	3	1	0	0	9	11.7	
vs BYU	11/27/19	*	36:28	5-8	.625	2-4	.500	0-0	.000	0	3	3	2.6	1	4	2	1	0	12	11.8	
Duke	12/06/19	*	32:25	2-6	.333	1-3	.333	1-2	.500	2	0	2	2.6	0	1	1	0	1	6	11.1	
Chattanooga	12/11/19	*	35:32	7-13	.538	3-7	.429	5-5	1.000	1	4	5	2.8	1	0	2	0	0	22	12.2	
Gardner-Webb	12/15/19	*	23:15	0-4	.000	0-2	.000	0-0	.000	0	2	2	2.7	1	1	1	0	0	0	11.1	
VMI	12/21/19	*	27:43	2-7	.286	0-2	.000	1-3	.333	0	2	2	2.7	0	2	1	0	0	5	10.6	
UMES	12/29/19	*	25:05	1-10	.100	0-5	.000	3-3	1.000	1	0	1	2.5	0	2	1	0	0	5	10.2	
at Virginia	01/04/20	*	22:14	1-9	.111	0-1	.000	0-0	.000	0	2	2	2.5	2	0	0	0	1	2	9.6	
Totals			13	390:53	43-116	.371	20-56	.357	28-37	.757	4	31	35	2.5	10	21	11	4	6	134	9.6

CAREER STATS

SEASON	TEAM	GP-GS	MIN	AVG	FG-FGA	FG%	3FG-3FGA	3FG%	FT-FTA	FT%	OFF DEF TOT	AVG	PF	FO	AST	TO	BLK	STL	PTS	AVG
2019-20	Hokies	14-13	391/27.9	43-116	.371	20-56	.357	28-37	.757	4	31	35	2.5	10-0	21	11	4	6	134	9.6
TOTAL		14-13	391/27.9	43-116	.371	20-56	.357	28-37	.757	4	31	35	2.5	10-0	21	11	4	6	134	9.6



JONATHAN KABONGO (kuh-BONGO)

Sophomore | 6-4 | 195
G | Toronto, Canada

High School
Thornlea Secondary

Major: Creative Writing

10

AT THE RIM

- Has yet to see action.
- Played in 21 games in 2018-19.
- Hit a 3-pointer, pulled down two rebounds and swatted a shot against Miami (Fla) in the second round of the ACC Tournament.
- Tied a career high and scored an ACC-high six points at Pitt, while collecting ACC highs in three categories—two rebounds, one assist and a steal in his second-most minutes of the season with 13.
- Scored his first points in ACC action, coming off the bench in the final minute and making a layup versus Syracuse.
- Played in his first league game against Wake Forest .
- Scored his first points as a Hokie against Central Connecticut State, nailing a 3-pointer.
- Played in the season opener against Gardner-Webb, earning his first assist.

CAREER HIGHS

Statistic	Value
Points	6 at Pittsburgh 02/16/19, vs UMES 12/28/18
Rebounds	2 at Pittsburgh 02/16/19, vs Northeastern 11/16/18, vs Miami (FL) 03/13/19
Assists	1 4 times
Steals	1 at Notre Dame 02/23/19, at Pittsburgh 02/16/19, vs South Carolina St. 12/09/18
Blocks	1 vs Miami (FL) 03/13/19
FG Made	2 at Pittsburgh 02/16/19, vs UMES 12/28/18
FG Attempts	5 vs UMES 12/28/18
3FG Made	2 at Pittsburgh 02/16/19
3FG Attempts	4 vs Central Conn. St. 12/01/18, vs UMES 12/28/18
FT Made	1 vs Virginia 02/18/19, vs UMES 12/28/18
FT Attempts	2 vs UMES 12/28/18

GAME-BY-GAME STATS

CAREER STATS

SEASON	TEAM	GP-GS	MIN	AVG	FG-FGA	FG%	3FG-3FGA	3FG%	FT-FTA	FT%	OFF DEF TOT	AVG	PF	FO	AST	TO	BLK	STL	PTS	AVG
2018-19	Hokies	21-0	102/4.8	11-28	.393	7-22	.318	2-4	.500	0	12	12	0.6	10-0	4	4	1	3	31	1.5
TOTAL		21-0	102/4.8	11-28	.393	7-22	.318	2-4	.500	0	12	12	0.6	10-0	4	4	1	3	31	1.5





BRENDAN PALMER

Sophomore | 6-4 | 195
G | Winston-Salem, N.C.

11

High School
Forsyth Country Day

Major: Public Health

2018-19 ACC Academic Honor Roll

AT THE RIM

- Has played in two games.
- Scored the first basket of his career versus Maryland Eastern Shore (12/29), making a contested layup and finishing with a career-high three rebounds.
- Came in off the bench in the final two minutes against Coppin State (11/8) in the home opener, earning his first career rebound and a steal.
- Appeared in four games in the 2018-19 season.
- Played in his first ACC game against Miami (Fla.).
- Appeared versus Central Connecticut State.
- Came in against St. Francis (Pa.).
- College debut was versus Northeastern.
- Member of the National Honor Society.
- Lettered previous season at Calvary Day School, where he also ran track.

CAREER HIGHS

Table with 2 columns: Statistic, Value. Rows include Points, Rebounds, Steals, FG Made, FG Attempts, 3FG Attempts.

GAME-BY-GAME STATS

Table with 18 columns: Opponent, Date, GS, MIN, Total (FG-FGA, PCT, 3FG-3FGA, PCT, FT-FTA, PCT), Rebounds (OFF, DEF, TOT, AVG), PF, A, T/O, BLK, STL, PTS, AVG.

CAREER STATS

Table with 15 columns: SEASON, TEAM, GP-GS, MIN, AVG, Field Goals (FG-FGA, FG%, 3FG-FGA, 3FG%), F-Throws (FT-FTA, FT%), Rebounds (OFF, DEF, TOT, AVG), PF, FO, AST, TO, BLK, STL, PTS, AVG.



P.J. HORNE

Junior | 6-6 | 225
F | Tifton, Ga.

14

High School
Tift County

Major: Sociology

2018-19 ACC Academic Honor Roll

AT THE RIM

- Has played in all 14 games, starting each contest.
- Recorded four points and five rebounds at No. 19/19 Virginia (1/4).
- Collected seven points, five rebounds and a steal versus Maryland Eastern Shore (12/29).
- Tallied six points, four rebounds and tied a career-high two steals against VMI (12/21).
- After only making one 3-pointer last year in 29 games, had his nine-game streak of making at least one this season snapped versus Chattanooga (12/11), with going 0 for 3 from downtown, but had five rebounds and a career-high two steals.
- Filled up the stat sheet against No. 10/8 Duke (12/6), tallying a season-high 15 points, six rebounds and two blocks.
- Tied his season high of seven rebounds against then-No. 3 Michigan State (11/25) and went on to post 12 points.
- Posted eight points, seven rebounds and, arguably the most important play of the game, a game-changing dunk to put Tech up three with a minute to go at Clemson (11/5).
- Played in 29 games last season, starting four contests.

CAREER HIGHS

Table with 2 columns: Statistic, Value. Rows include Points, Rebounds, Assists, Steals, Blocks, FG Made, FG Attempts, 3FG Made, 3FG Attempts, FT Made, FT Attempts.

GAME-BY-GAME STATS

Table with 18 columns: Opponent, Date, GS, MIN, Total (FG-FGA, PCT, 3FG-3FGA, PCT, FT-FTA, PCT), Rebounds (OFF, DEF, TOT, AVG), PF, A, T/O, BLK, STL, PTS, AVG.

CAREER STATS

Table with 15 columns: SEASON, TEAM, GP-GS, MIN, AVG, Field Goals (FG-FGA, FG%, 3FG-FGA, 3FG%), F-Throws (FT-FTA, FT%), Rebounds (OFF, DEF, TOT, AVG), PF, FO, AST, TO, BLK, STL, PTS, AVG.





GRANT YATES

Sophomore | 6-8 | 210
F | Gainesville, Va.

High School / Last School
Battlefield / Christopher Newport

Major: Business

13

AT THE RIM

- Due to NCAA transfer rules, will have to sit out this season.
- Walk-on after transferring from Christopher Newport University.
- At Christopher Newport, he appeared in 19 games as a freshman in the 2018-19 season.
- Scored 17 points and grabbed 11 rebounds on the season.

CAREER HIGHS

GAME-BY-GAME STATS



RYAN PAYNE

Junior | 6-8 | 220
F | Mechansville, Va.

High School
Hanover

Major: Finance

25

AT THE RIM

- Team manager.
- Three-year letterwinner at Hanover High School under head coach Darren Thornton.
- VHSL 4A first-team all-state.
- Conference 20 Player of the Year.
- Three-time all-academic team.

CAREER HIGHS

GAME-BY-GAME STATS



KEVE ALUMA ((Kev-aye))

Junior | 6-9 | 240
F | Berlin, Md.

High School/Last School
Stephen Dcatur / Wofford

Major: Human Development

22

AT THE RIM

- Due to NCAA transfer rules, will have to sit out this season.
- Played in 68 games, including starting 34 contests his sophomore season at Wofford.
- Averaged seven points and seven rebounds per game in 2018-19.
- Racked up the second-most rebounds on the team with 239.
- Scored in double figures eight times and recorded two double-doubles
- Had a knack on the offensive glass, ranking fifth in the SoCon with 2.8 offensive rebounds per game in league action.
- In his free time, he enjoys playing soccer.

CAREER HIGHS

Statistic	Value
Points	14 vs Mars Hill 11/23/18, vs The Citadel 01/03/19
Rebounds	12 vs Samford 01/24/19
Assists	4 at Oklahoma 11/18/18
Steals	3 vs Samford 01/24/19
Blocks	3 at Furman 02/23/19, at ETSU 02/07/19, vs VMI 03/09/19
FG Made	6 vs Chattanooga 01/26/19, vs Samford 01/24/19
FG Attempts	9 vs Samford 01/24/19
3FG Attempts	1 at High Point 11/10/18
FT Made	6 vs Mars Hill 11/23/18, at Mercer 01/31/19, vs Seton Hall 03/21/19
FT Attempts	9 at Mercer 01/31/19

CAREER STATS

SEASON	TEAM	GP-GS	MIN	Field Goals		3-Point		F-Throws		Rebounds			Scoring								
				FG-FGA	FG%	3FG-FGA	3FG%	FT-FTA	FT%	OFF	DEF	TOT	AVG	PF-FO	AST	TO	BLK	STL	PTS	AVG	
2017-18	WOF	33-2	439	13.3	30-53	.566	0-0	.000	24-42	.571	45	68	113	3.4	63-2	18	20	13	6	84	2.5
2018-19	WOF	35-34	930	26.6	94-141	.667	0-1	.000	54-94	.574	92	147	239	6.8	81-3	34	36	31	23	242	6.9
TOTAL FOR Hokies		0-0	0/0.0	0-0	.000	0-0	.000	0-0	.000	0	0	0	0.0	0-0	0	0	0	0	0	0	0.0
TOTAL		68-36	1369	20.1	124-194	.639	0-1	.000	78-136	.574	137	215	352	5.2	144-5	52	56	44	29	326	4.8



NCAA STATS

Statistic	National Conference		Value National Leader		Value Conference Leader		Value
	Rank	Rank	Value	Team	Value	Team	
3-pt Field Goal Attempts (350 ranked)	52	2	380	North Florida	556	Notre Dame	413
Assist Turnover Ratio (350 ranked)	3	2	1.60	Notre Dame	1.96	Notre Dame	1.96
Assists Per Game (350 ranked)	52	4	15.5	Michigan St.	19.7	Notre Dame	18.8
Blocked Shots Per Game (350 ranked)	207	12	2.9	FIU	7.1	Duke	6.6
Defensive Rebounds per Game (350 ranked)	111	6	27.07	Belmont	31.33	Notre Dame	29.71
Fewest Fouls (350 ranked)	4	3	167	Virginia	156	Virginia	156
Fewest Turnovers (350 ranked)	2	2	136	Notre Dame	134	Notre Dame	134
Field-Goal Percentage (350 ranked)	148	7	44.4	Dayton	52.5	Duke	48.4
Field-Goal Percentage Defense (350 ranked)	70	7	39.7	Virginia	34.0	Virginia	34.0
Free Throw Attempts (350 ranked)	332	14	193	New Mexico	410	Wake Forest	318
Free Throws Made (350 ranked)	327	14	134	Utah St.	299	Wake Forest	239
Free-Throw Percentage (350 ranked)	191	12	69.4	Pepperdine	84.4	Florida St.	76.0
Offensive Rebounds Per Game (350 ranked)	286	12	8.57	Portland St.	15.38	North Carolina	14.71
Personal Fouls Per Game (350 ranked)	2	2	11.9	Notre Dame	11.6	Notre Dame	11.6
Rebound Margin (350 ranked)	181	7	0.8	Illinois	11.7	Duke	10.5
Scoring Defense (350 ranked)	31	4	61.4	Virginia	46.7	Virginia	46.7
Scoring Margin (350 ranked)	64	5	10.4	Duke	21.7	Duke	21.7
Scoring Offense (350 ranked)	188	9	71.7	Gonzaga	87.5	Duke	84.1
Steals Per Game (350 ranked)	249	11	5.9	Eastern Mich.	11.4	Florida St.	9.5
Three Pt FG Defense (350 ranked)	101	4	31.0	Arkansas	22.3	Virginia	26.6
Three-Point Field Goals Per Game (350 ranked)	11	1	10.3	North Florida	12.4	Notre Dame	10.3
Three-Point Field-Goal Percentage (350 ranked)	30	2	37.9	Saint Mary's (CA)	42.9	Miami (FL)	37.9
Total 3-point FGM (350 ranked)	21	1	144	North Florida	211	Notre Dame	144
Total Assists (350 ranked)	92	4	217	Gonzaga	304	Notre Dame	263
Total Blocks (350 ranked)	217	12	41	FIU	107	Duke	92
Total Rebounds (350 ranked)	229	10	499	South Dakota St.	714	North Carolina	617
Total Rebounds Per Game (350 ranked)	194	9	35.64	North Carolina	44.07	North Carolina	44.07
Total Steals (350 ranked)	259	11	82	Nicholls St.	163	Florida St.	142
Turnover Margin (348 ranked)	39	5	3.1	UNC Asheville	7.6	Florida St.	5.3
Turnovers Forced (350 ranked)	258	12	12.86	SFA	23.20	Florida St.	18.47
Turnovers Per Game (350 ranked)	2	2	9.7	Notre Dame	9.6	Notre Dame	9.6
Won-Lost Percentage (350 ranked)	69	5	71.4	San Diego St.	100.0	Duke	92.9
				Auburn	100.0		

Statistic	Player	National Conference		Value National Leader		Value Conference Leader		Value
		Rank	Rank	Value	Team	Value	Team	
3-pt Field Goal Attempts (250 ranked)	Landers Nolley II	126	4	93	Antoine Davis, Detroit Mercy	163	Buddy Boeheim, Syracuse	129
Assist Turnover Ratio (250 ranked)	Wabissa Bede	5	1	3.86	Cam Spencer, Loyola Maryland	6.13	Wabissa Bede, Virginia Tech	3.86
Assists Per Game (250 ranked)	Wabissa Bede	20	3	6.1	Josh Sharkey, Samford	9.2	Tre Jones, Duke	7.2
Blocked Shots Per Game (234 ranked)					Osasumwen Osaghae, FIU	4.47	Manny Bates, NC State	3.21
Defensive Rebounds per Game (245 ranked)	Landers Nolley II	156	8	5.29	John Mooney, Notre Dame	10.15	John Mooney, Notre Dame	10.15
Double Doubles (234 ranked)					Nathan Knight, William & Mary	12	John Mooney, Notre Dame	11
Field-Goal Percentage (250 ranked)	Landers Nolley II	237	12	43.4	Udoka Azubuike, Kansas	81.1	Vernon Carey, Duke	62.8
Free Throw Attempts (249 ranked)					Jayden Gardner, East Carolina	123	Vernon Carey, Duke	92
Free Throws Made (242 ranked)					Markus Howard, Marquette	95	Vernon Carey, Duke	57
Free-Throw Percentage (250 ranked)					Bryson Robinson, New Orleans	96.5	Joseph Girard III, Syracuse	95.1
Minutes Per Game (250 ranked)					George Tinsley, Binghamton	39:22	Elijah Hughes, Syracuse	37:27
Offensive Rebounds Per Game (247 ranked)	Tyrece Radford	148	9	2.50	Kevin Marfo, Quinnipiac	4.64	Steffon Mitchell, Boston College	3.57
Points Per Game (250 ranked)	Landers Nolley II	88	4	17.4	Markus Howard, Marquette	25.8	Jordan Nwora, Louisville	21.0
Rebounds Per Game (246 ranked)					Kevin Marfo, Quinnipiac	13.5	John Mooney, Notre Dame	13.5
Steals Per Game (249 ranked)					Josh Sharkey, Samford	3.46	Steffon Mitchell, Boston College	2.43
Three-Point Field Goals Per Game (247 ranked)	Landers Nolley II	49	3	2.86	Dru Kuxhausen, McNeese	4.36	Buddy Boeheim, Syracuse	3.79
Three-Point Field-Goal Percentage (107 ranked)	Landers Nolley II	25	2	43.0	Storm Murphy, Wofford	52.9	DJ Vasiljevic, Miami (FL)	46.2
Total 3-point FGM (243 ranked)	Landers Nolley II	59	3	40	Dru Kuxhausen, McNeese	61	Buddy Boeheim, Syracuse	53
Total Assists (249 ranked)	Wabissa Bede	24	3	85	Cameron Parker, Sacred Heart	124	Markell Johnson, NC State	89
					Zavier Simpson, Michigan	124		
Total Blocks (238 ranked)					Osasumwen Osaghae, FIU	67	Manny Bates, NC State	45
Total Field Goal Attempts (244 ranked)	Landers Nolley II	90	2	198	Jhivvan Jackson, UTSA	322	Jordan Nwora, Louisville	212
Total Field Goals Made (242 ranked)	Landers Nolley II	112	4	86	Terry Taylor, Austin Peay	144	Jordan Nwora, Louisville	103
Total Minutes (250 ranked)					Jordan Ford, Saint Mary's (CA)	626:15	Elijah Hughes, Syracuse	524:24
Total Points (244 ranked)	Landers Nolley II	109	4	244	Jhivvan Jackson, UTSA	379	Jordan Nwora, Louisville	294
Total Rebounds (247 ranked)					James Butler, Drexel	190	John Mooney, Notre Dame	176
Total Steals (226 ranked)					Jacob Gilyard, Richmond	50	Steffon Mitchell, Boston College	34
Triple Doubles (1 ranked)					15 players tied	1	Markell Johnson, NC State	1



LAST FOUR BOX SCORES



Official Basketball Box Score - Final
Chattanooga at Virginia Tech
12/19/19 Cassell Coliseum, Blacksburg, VA
2019-20 Men's Basketball

Game Time: 1:30 AM
Game Duration: 1:52
Attendance: 8,348

Officials: Ted Valentine, Lamar Simpson, Scott Arbagost

Chattanooga - 58
Record: 6-5
Player stats: NO. Name, Min, FG, 3P, FT, Rebounds, Fouls, TP, AS, TO, ST, Blocks, +/-

Shooting By Period
1st FG%: 11/24 45.8%
2nd FG%: 11/29 37.9%
3P%: 5/17 29.4%
FT%: 9/27 33.3%

Virginia Tech - 63
Record: 7-3
Player stats: NO. Name, Min, FG, 3P, FT, Rebounds, Fouls, TP, AS, TO, ST, Blocks, +/-

Shooting By Period
1st FG%: 13/34 38.2%
2nd FG%: 10/25 40.0%
3P%: 3/8 37.5%
FT%: 8/9 88.9%

Technical Fouls: NONE
Mocs, Hokies
Points from Turnovers, Mocs, Hokies
Period by Period Scoring
1st 2nd TOT



Official Basketball Box Score - Final
Gardner-Webb at Virginia Tech
12/19/19 Cassell Coliseum, Blacksburg, VA
2019-20 Men's Basketball

Game Time: 6:30 PM
Game Duration: 1:49
Attendance: 9,275

Officials: Jamie Luckie, Ron Groover, Tommy Morrissey

Gardner-Webb - 46
Record: 3-8
Player stats: NO. Name, Min, FG, 3P, FT, Rebounds, Fouls, TP, AS, TO, ST, Blocks, +/-

Shooting By Period
1st FG%: 9/27 33.3%
2nd FG%: 7/28 25.0%
3P%: 4/16 25.0%
FT%: 4/10 40.0%

Virginia Tech - 73
Record: 9-3
Player stats: NO. Name, Min, FG, 3P, FT, Rebounds, Fouls, TP, AS, TO, ST, Blocks, +/-

Shooting By Period
1st FG%: 12/25 48.0%
2nd FG%: 13/32 40.6%
3P%: 8/18 44.4%
FT%: 5/7 71.4%

Technical Fouls: NONE
GWU, Hokies
Points from Turnovers, GWU, Hokies
Period by Period Scoring
1st 2nd TOT



Official Basketball Box Score - Final
VMI at Virginia Tech
12/19/19 Cassell Coliseum, Blacksburg, VA
2019-20 Men's Basketball

Game Time: 9:00 PM
Game Duration: 1:57
Attendance: 7,446

Officials: Bill Covington, Jr., Tony Henderson, Trey Shyns

VMI - 55
Record: 5-8
Player stats: NO. Name, Min, FG, 3P, FT, Rebounds, Fouls, TP, AS, TO, ST, Blocks, +/-

Shooting By Period
1st FG%: 7/26 26.9%
2nd FG%: 14/25 56.0%
3P%: 9/15 60.0%
FT%: 0/0 0.0%

Virginia Tech - 64
Record: 9-3
Player stats: NO. Name, Min, FG, 3P, FT, Rebounds, Fouls, TP, AS, TO, ST, Blocks, +/-

Shooting By Period
1st FG%: 10/31 32.3%
2nd FG%: 11/30 36.7%
3P%: 4/13 30.8%
FT%: 12/18 66.7%

Technical Fouls: NONE
VMI, Hokies
Points from Turnovers, VMI, Hokies
Period by Period Scoring
1st 2nd TOT



Official Basketball Box Score - Final
Maryland-Eastern Shore at Virginia Tech
12/20/19 Cassell Coliseum, Blacksburg, VA
2019-20 Men's Basketball

Game Time: 11:00 PM
Game Duration: 1:43
Attendance: 7,642

Officials: Roger Ayers, Mark Schurr, Tony Chiazza

Maryland-Eastern Shore - 37
Record: 1-14
Player stats: NO. Name, Min, FG, 3P, FT, Rebounds, Fouls, TP, AS, TO, ST, Blocks, +/-

Shooting By Period
1st FG%: 9/27 33.3%
2nd FG%: 5/32 15.6%
3P%: 3/13 23.1%
FT%: 2/5 40.0%

Virginia Tech - 92
Record: 10-3
Player stats: NO. Name, Min, FG, 3P, FT, Rebounds, Fouls, TP, AS, TO, ST, Blocks, +/-

Shooting By Period
1st FG%: 18/36 50.0%
2nd FG%: 14/36 38.9%
3P%: 6/13 46.2%
FT%: 16/19 84.2%

Technical Fouls: NONE
Hawks, Hokies
Points from Turnovers, Hawks, Hokies
Period by Period Scoring
1st 2nd TOT

COMBINED SEASON STATS

Game Records

Record	Overall	Home	Away	Neutral
ALL GAMES	10-4	8-1	1-1	1-2
CONFERENCE	1-2	0-1	1-1	0-0
NON-CONFERENCE	9-2	8-0	0-0	1-2

Score by Periods

Team	1st	2nd	OT	TOT
Virginia Tech	484	520	0	1004
Opponents	404	455	0	859

Team Box Score

No.	Player	Total					3-Point		F-Throw		Rebounds				Other				PTS	AVG		
		GP-GS	MIN	AVG	FG-FGA	FG%	3FG-FGA	3FG%	FT-FTA	FT%	OFF	DEF	TOT	AVG	PF	DQ	A	TO			BLK	STL
2	NOLLEY II, Landers	14-14	409:30	29.3	86-198	.434	40-93	.430	32-42	.762	7	74	81	5.8	21	0	35	44	4	12	244	17.4
4	ALLEYNE, Nahiem	14-13	390:53	27.9	43-116	.371	20-56	.357	28-37	.757	4	31	35	2.5	10	0	21	11	4	6	134	9.6
14	HORNE, P.J.	14-14	375:50	26.8	48-95	.505	19-53	.358	1-2	.500	16	49	65	4.6	24	0	8	16	8	8	116	8.3
0	CATTOOR, Hunter	13-1	303:16	23.3	35-74	.473	25-57	.439	9-16	.563	3	34	37	2.9	17	0	18	6	3	13	104	8.0
23	RADFORD, Tyrece	14-12	306:47	21.9	45-70	.643	1-8	.125	19-29	.655	35	44	79	5.6	17	0	18	5	4	14	110	7.9
3	BEDE, Wabissa	14-14	406:17	29.0	33-88	.375	6-30	.200	13-23	.565	4	55	59	4.2	22	0	85	22	5	14	85	6.1
15	CONE, Jalen	14-0	175:52	12.6	26-60	.433	19-36	.528	8-9	.889	1	14	15	1.1	20	0	7	14	0	1	79	5.6
1	WILKINS, Isaiah	14-2	231:29	16.5	26-72	.361	14-44	.318	12-16	.750	13	34	47	3.4	15	1	24	6	2	9	78	5.6
21	OJIAKO, John	14-0	165:16	11.8	20-37	.541	0-0	.000	12-19	.632	17	22	39	2.8	16	0	1	5	10	4	52	3.7
11	PALMER, Brendan	2-0	08:28	4.2	1-4	.250	0-3	.000	0-0	.000	1	3	4	2.0	0	0	0	1	0	1	2	1.0
24	JOHNSON, Branden	6-0	26:21	4.4	0-3	.000	0-0	.000	0-0	.000	2	3	5	0.8	5	0	0	0	1	0	0	0.0
Team											17	16	33				6					
Total		14			363-817	.444	144-380	.379	134-193	.694	120	379	499	35.6	167	1	217	136	41	82	1004	71.7
Opponents		14			322-811	.397	118-381	.310	97-146	.664	127	361	488	34.9	198	-	184	180	35	56	859	61.4

Team Statistics

	Hokies	OPP
Scoring	1004	859
Points per game	71.7	61.4
Scoring margin	+10.3	-
Field goals-att	363-817	322-811
Field goal pct	.444	.397
3 point fg-att	144-380	118-381
3-point FG pct	.379	.310
3-pt FG made per game	10.3	8.4
Free throws-att	134-193	97-146
Free throw pct	.694	.664
F-Throws made per game	9.6	6.9
Rebounds	499	488
Rebounds per game	35.6	34.9
Rebounding margin	+0.7	-
Assists	217	184
Assists per game	15.5	13.1
Turnovers	136	180
Turnovers per game	9.7	12.9
Turnover margin	+3.2	-
Assist/turnover ratio	1.6	1.0
Steals	82	56
Steals per game	5.9	4.0
Blocks	41	35
Blocks per game	2.9	2.5
Winning streak	0	-
Home win streak	4	-
Attendance	77493	22129
Home games-Avg/Game	9-8610	2-11065
Neutral site-Avg/Game	-	3-2400

Team Results

Date	Opponent		Score	Att.
11/05/19	at Clemson	W	67-60	7500
11/08/19	Coppin St.	W	74-42	9275
11/13/19	USC Upstate	W	80-57	8536
11/16/19	Lehigh	W	79-53	9275
11/20/19	Delaware St.	W	100-64	8421
11/25/19	vs Michigan St.	W	71-66	2400
11/26/19	vs Dayton	L	62-89	2400
11/27/19	vs BYU	L	77-90	2400
12/06/19	Duke	L	63-77	9275
12/11/19	Chattanooga	W	63-58	8348
12/15/19	Gardner-Webb	W	73-46	9275
12/21/19	VMI	W	64-55	7446
12/29/19	UMES	W	92-37	7642
01/04/20	at Virginia	L	39-65	14629



CONFERENCE SEASON STATS

Game Records

Record	Overall	Home	Away	Neutral
ALL GAMES	1-2	0-1	1-1	0-0
CONFERENCE	1-2	0-1	1-1	0-0
NON-CONFERENCE	0-0	0-0	0-0	0-0

Score by Periods

Team	1st	2nd	OT	TOT
Virginia Tech	92	77	0	169
Opponents	105	97	0	202

Team Box Score

No.	Player	Total					3-Point		F-Throw		Rebounds				Other Stats							
		GP-GS	MIN	AVG	FG-FGA	FG%	3FG-FGA	3FG%	FT-FTA	FT%	OFF	DEF	TOT	AVG	PF	DQ	A	TO	BLK	STL	PTS	AVG
2	NOLLEY II, Landers	3-3	99:18	33.1	22-46	.478	7-18	.389	4-7	.571	2	16	18	6.0	8	0	6	19	0	2	55	18.3
14	HORNE, P.J.	3-3	101:20	33.8	11-32	.344	4-21	.190	1-1	1.000	1	17	18	6.0	5	0	2	3	2	0	27	9.0
23	RADFORD, Tyrece	3-2	63:42	21.2	9-11	.818	0-0	.000	6-8	.750	5	9	14	4.7	2	0	0	1	0	2	24	8.0
3	BEDE, Wabissa	3-3	97:10	32.4	8-16	.500	0-3	.000	3-4	.750	0	16	16	5.3	6	0	13	7	1	2	19	6.3
4	ALLEYNE, Nahiem	3-2	77:23	25.8	5-24	.208	3-10	.300	6-8	.750	2	5	7	2.3	3	0	2	2	0	3	19	6.3
1	WILKINS, Isaiah	3-1	52:18	17.4	4-16	.250	3-12	.250	3-5	.600	6	4	10	3.3	5	1	5	2	0	2	14	4.7
15	CONE, Jalen	3-0	22:43	7.6	2-8	.250	1-3	.333	0-0	.000	0	2	2	0.7	2	0	0	2	0	0	5	1.7
0	CATTOOR, Hunter	3-1	67:26	22.5	0-6	.000	0-5	.000	4-4	1.000	0	5	5	1.7	2	0	1	2	0	2	4	1.3
21	OJIAKO, John	3-0	18:40	6.2	1-2	.500	0-0	.000	0-0	.000	0	2	2	0.7	0	0	0	0	0	0	2	0.7
Team											5	3	8				2					
Total		3	600		62-161	.385	18-72	.250	27-37	.730	21	79	100	33.3	33	1	29	40	3	13	169	56.3
Opponents		3	600		77-181	.425	21-76	.276	27-35	.771	22	84	106	35.3	38	1	37	26	8	18	202	67.3

Team Statistics

	HOKIES	OPP
Scoring	169	202
Points per game	56.3	67.3
Scoring margin	-11.0	-
Field goals-att	62-161	77-181
Field goal pct	.385	.425
3 point fg-att	18-72	21-76
3-point FG pct	.250	.276
3-pt FG made per game	6.0	7.0
Free throws-att	27-37	27-35
Free throw pct	.730	.771
F-Throws made per game	9.0	9.0
Rebounds	100	106
Rebounds per game	33.3	35.3
Rebounding margin	-2.0	-
Assists	29	37
Assists per game	9.7	12.3
Turnovers	40	26
Turnovers per game	13.3	8.7
Turnover margin	-4.7	-
Assist/turnover ratio	0.7	1.4
Steals	13	18
Steals per game	4.3	6.0
Blocks	3	8
Blocks per game	1.0	2.7
Winning streak	0	-
Home win streak	0	-
Attendance	9275	22129
Home games-Avg/Game	1-9275	2-11065
Neutral site-Avg/Game	-	0-0

Team Results

Date	Opponent		Score	Att.
11/05/2019	at Clemson	W	67-60	7500
12/06/2019	Duke	L	63-77	9275
01/04/2020	at Virginia	L	39-65	14629





0
Hunter CATTOOR
G | 6-3 | 205 | Fr.
Orlando, Fla.
(cuh-TOUR)



1
Isaiah WILKINS
G | 6-4 | 225 | So.
Winston-Salem, N.C.



2
Landers NOLLEY II
G/F | 6-7 | 225 | r-Fr.
Atlanta, Ga.
(NAH-lee)



3
Wabissa BEDE
G | 6-0 | 200 | Jr.
North Andover, Mass.
(wa-BEE-sah BEE-dee)




4
Nahiem ALLEYNE
G | 6-3 | 195 | Fr.
Buford, Ga.
(na-HEEM ah-LEAN)



10
Jonathan KABONGO
G | 6-4 | 195 | So.
Toronto, Canada
(kuh-BONGO)



11
Brendan PALMER
G | 6-4 | 195 | So.
Winston-Salem, N.C.



13
Grant YATES
F | 6-8 | 210 | So.
Gainesville, Va.



14
P.J. HORNE
F | 6-6 | 225 | Jr.
Tifton, Ga.



15
Jalen CONE
G | 5-10 | 170 | Fr.
Walkertown, N.C.



21
John OJIAKO
F | 6-10 | 240 | Fr.
Lagos, Nigera
(OH-gee-ah-co)



22
Keve ALUMA
F | 6-9 | 240 | Jr.
Berlin, Md.
(Kev-aye)



23
Tyrece RADFORD
G | 6-1 | 205 | r-Fr.
Baton Rouge, La.
(TIE-reese)



24
Branden JOHNSON
F | 6-8 | 230 | Gr.
Garfield Heights, Ohio



25
Ryan PAYNE
F | 6-8 | 220 | Jr.
Mechanicsville, Va.



Mike YOUNG
Head Coach
Emory & Henry, 1986
First season



Chester FRAZIER
Associate Head Coach
Illinois, 2009
First season



Christian WEBSTER
Assistant Coach
Harvard, 2013
Fourth season



Antwon JACKSON
Assistant Coach
Pikeville, 1993
First season

