


VT HOKIES

2019-20 Virginia Tech Men's Basketball Game Notes

Game Info

Tuesday, Nov. 26 | Game 7
Lahaina Civic Center | Maui, Hawai'i

On the Call

Dan Shulman (PXP) 
Jay Bilas (Analyst)

Schedule

INFORMATION

Virginia Tech
Hokies



Record..... 6-0, 1-0 ACC
Starters R/L..... 1/4
Head Coach..... Mike Young
Record at Tech (Years)..... 6-0 (1st)

[RV/--] Dayton



Flyers

Record..... 4-0, 0-0 A-10
Starters R/L..... 4/1
Head Coach..... Anthony Grant
Record at MSU (Years)..... 38-29 (3rd)

NUMBERS TO KNOW

5

• When the pressure was on yesterday, Tech dug deep and delivered some big shots down the stretch against Sparty, going five of its last seven shots from the field.

10

• For the first time this season, the Hokies had five players in double figures scoring. Of the five players, three were freshmen and two were juniors.

20

• Tech capitalized when it forced Michigan State into miscues, scoring 20 points off of turnovers compared to the Spartans' four points off turnovers on Monday.

PROJECTED STARTERS

#	Name	P	R	A	B	S
2	Landers Nolley (G/F)	20.5	4.7	2.7	0.7	1.5
3	Wabissa Bede (G)	6.2	5.0	7.5	0.5	1.2
4	Nahiem Alleyne (G)	12.2	2.7	1.3	0.5	0.7
14	P.J. Horne (F)	9.8	4.7	1.0	0.7	0.2
23	Tyrece Radford (G)	6.2	6.0	1.0	0.5	0.8

AT THE RIM

- The Virginia Tech men's basketball team will play in the Maui Jim Maui Invitational this week, marking its second time in the tourney and first since 1985 when it went 1-1.
- Tech is coming off its biggest win of the season, taking down No. 3/3 Michigan State on Monday in the first round of the tourney.
- The win marked a lot of things for the Hokies, including their second trip to the semis of a noncon tournament (Charleston Classic) for the second straight year.
- It also was coach Mike Young's highest ranked win yet, topping the time he beat No. 5 North Carolina in '17, while his first as a Hokie.
- Tech leads the all-time series against Dayton 8-5 and haven't played each other since 2000.

WHO TO WATCH



- Having ice in his veins down the stretch, Landers Nolley came up with two huge buckets in the final two minutes against Sparty to preserve the win.
- A runner and a clutch 3-pointer sparked the upset, as he had 22 points.

- Though he didn't start, Hunter Cattoor played a career-high 30 minutes off the bench and tallied double figures in scoring (10).
- The freshman also chipped in two boards, three assists, a block and a steal, while banging in two shots from downtown.



LAST TIME OUT

- Tech earned its second straight victory over the AP's No. 3 team in the nation, defeating the Spartans by five points on Monday and the Blue Devils last February by five in Blacksburg.
- It also marked the Hokies starting 6-0 for the first time since 2012.

NOVEMBER

5	AT CLEMSON* (ESPNU)	W, 67-60
8	COPPIN STATE (ACCNX)	W, 74-42
13	USC UPSTATE (ACCNX)	W, 80-57
16	LEHIGH (ACCNX)	W, 79-53
20	DELAWARE STATE (ACCNX)	W, 100-64
25	(1) VS. NO. 3/3 MICHIGAN STATE (ESPN2)	W, 71-66
26	(1) VS. [RV] DAYTON (ESPN)	8 P.M.
27	(1) VS. TBA (ESPN/ESPN2/ESPNU)	TBA

DECEMBER

6	No. 1/1 DUKE* (ACCN)	7 P.M.
11	CHATTANOOGA (ACCN)	8:30 P.M.
15	GARDNER-WEBB (ACCNX)	1:30 P.M.
21	VMI (ACCNX)	4 P.M.
29	MARYLAND EASTERN SHORE (ACCNX)	6 P.M.

JANUARY

4	AT No. 7/6 VIRGINIA* (RSN)	2 P.M.
7	AT [--/RV] SYRACUSE* (ACCN)	9 P.M.
11	NC STATE* (RSN)	2 P.M.
14	AT WAKE FOREST* (ACCN)	9 P.M.
18	[--/RV] SYRACUSE* (RSN)	NOON
22	No. 5/4 NORTH CAROLINA* (ACCN)	8 P.M.
25	AT BOSTON COLLEGE* (ESPN2/ESPNU)	2 P.M.
28	AT MIAMI (FLA.)* (ACCN)	8 P.M.

FEBRUARY

1	[RV/RV] FLORIDA STATE* (RSN)	4 P.M.
4	AT GEORGIA TECH* (ESPN/ESPN2/ESPNU/ACCN)	7 P.M.
8	BOSTON COLLEGE* (RSN)	NOON
15	PITT* (ACCN)	6/8 P.M.
19	MIAMI (FLA.)* (RSN)	9 P.M.
22	AT No. 1/1 DUKE* (ESPN/ESPN2/ESPNU/ACCN)	4 P.M.
26	No. 7/6 VIRGINIA* (ESPN/ESPN2/ESPNU/ACCN)	7 P.M.

MARCH

1	AT No. 2/2 LOUISVILLE* (ACCN)	6 P.M.
4	CLEMSON* (ACCN)	7 P.M.
7	AT NOTRE DAME* (ACCN)	2/4 P.M.
10-14	(2) VS. TBA (ESPN/ESPN2/ACCN)	TBA

* ACC GAME | AP POLL RANKING/COACHES POLL RANKING

- 1 - MAUI INVITATIONAL (MAUI, HAWAII)
- 2 - ACC TOURNAMENT (GREENSBORO, N.C.)

VIRGINIA TECH CONTACT INFO

Lance Dozier | Phone: (507) 993-1898 | Email: lance17@vt.edu
Assistant Director, Strategic Communications
Matt Johnson | Phone: (336) 692-2690 | Email: mattj3@vt.edu
Student Assistant, Strategic Communications

Social



@HokiesMBB



@HokiesMBB



/HokieSports



AP Top 25 Poll - Week 4

Nov. 25 | *Opponents in italics*

#	Team (1st place)	Record	Points
1	Duke (53)	4-0	1608
2	Louisville (6)	4-0	1512
3	Michigan State (4)	2-1	1500
4	Kansas	2-1	1383
5	Maryland	5-0	1262
6	North Carolina	4-0	1280
7	Virginia (1)	3-0	1232
8	Gonzaga	6-0	1222
9	Kentucky	5-1	1090
10	Ohio State	3-0	1033
11	Oregon	5-0	1006
12	Texas Tech	5-0	933
13	Seton Hall	3-1	837
14	Arizona	6-0	716
15	Utah State	7-0	702
16	Memphis	5-1	587
17	Tennessee	4-0	490
18	Auburn	5-0	488
19	Baylor	5-1	450
20	VCU	5-0	426
21	Colorado	4-0	290
22	Villanova	4-2	247
23	Washington	5-1	228
24	Florida	5-2	148
25	Xavier	6-1	139

Receiving Votes: Florida State 137, Oklahoma 22, Saint Mary's 22, Butler 21, LSU 19, Texas 16, Arkansas 13, Michigan 12, Penn State 10, Purdue 10, Liberty 6, Wisconsin 4, Cincinnati 3, Missouri 3, San Diego State 2, Vermont 2, Mississippi State 1, Dayton 1, Georgetown 1

Coaches Top 25 Poll - Week 4

Nov. 25 | *Opponents in italics*

#	Team (1st place)	Record	Points
1	Duke (27)	6-0	766
2	Louisville (1)	6-0	728
3	Michigan State (1)	3-1	689
4	North Carolina	4-0	640
5	Kansas	3-1	637
6	Virginia	6-0	628
7	Gonzaga	6-0	576
8	Maryland (1)	5-0	572
9	Ohio State (1)	5-0	524
10	Oregon	5-0	471
11	Kentucky	5-1	454
12	Texas Tech	5-0	430
13	Seton Hall	4-1	378
14	Arizona	6-0	365
15	Utah State	7-0	296
16	Tennessee	4-0	276
17	Auburn	5-0	255
18	Baylor	5-1	223
19	VCU	5-0	213
20	Memphis	5-1	163
21	Villanova	4-2	147
22	Washington	5-1	108
23	Xavier	6-1	96
24	Colorado	4-0	76
25	Florida	5-2	71

Receiving Votes: Oklahoma 53, Purdue 42, Texas 32, Florida State 30, Michigan 24, Saint Mary's 16, Penn State 15, Kansas State 15, Butler 14, Arkansas 12, LSU 10, Creighton 9, Dayton 7, Wisconsin 6, Cincinnati 2, Wichita State 2, Tulane 1, West Virginia 1, DePaul 1, Indiana 1

GENERAL INFORMATION

University Name	Virginia Tech
Location	Blacksburg, Va.
Founded	1872
Enrollment	34,000
President	Dr. Timothy Sands
Director of Athletics	Whit Babcock
Nickname	Hokies
Mascot	Hokie Bird
Colors	Chicago Maroon and Burnt Orange
Affiliation	NCAA Division I
Conference	Atlantic Coast
Home Court	Cassell Coliseum
Capacity	9,275

INFORMATION

2018-19 Record	26-9
Conference Record/Finish	12-6 (5th in ACC)
Starters Returning/Lost	1/4
Letterwinners Returning/Lost	4/5
Newcomers	8 (4 freshmen, 2 redshirts, 1 transfer, 1 walk-on)

STAFF

Head Coach	Mike Young (Emery & Henry, 1986)
Virginia Tech Record/Years	0-0 / first season
Overall Record/Years	299-244 / 17 years
Associate Head Coach	Chester Frazier (Illinois, 2009)
Assistant Coach	Antwon Jackson (Pikeville, 1993)
Assistant Coach	Christian Webster (Harvard, 2013)
Chief of Staff	Stephanie Ballein (Virginia Tech, 1990, 1995)
Special Assistant to the Head Coach	Kevin Giltner (Wofford, 2012)
Special Assistant for Recruiting	Matt Olinger (Liberty, 2007)
Director of Player Personnel	Ryan Nadeau (Michigan State, 2016)
Director, Sports Medicine	Hisham Ziyout (Salisbury, 2015)
Coordinator of Basketball Relations	Ace Custis (Virginia Tech, 1997)
Senior Director, Strength & Conditioning	David Land (App State, 2011)
Assistant Director, Equipment Services	Bruce Garnes (Virginia Tech, 1994, 1996)
Graduate Assistant	Chakiris Moss (Greensboro, 2013)
Graduate Assistant	Will Stigall (Wofford, 2019)
Administrative Assistant	Isabelle Schneiderman (Virginia Tech, 2019)

ROSTER

No.	Name	Pos.	Ht.	Wt.	Cl.	Hometown	High School/Last School
0	Hunter Cattoor	G	6-3	205	Fr.	Orlando, Fla.	Bishop Moore
1	Isaiah Wilkins	G	6-4	225	So.	Winston-Salem, N.C.	Mount Tabor
2	Landers Nolley II	G/F	6-7	225	r-Fr.	Atlanta, Ga.	Langston Hughes
3	Wabissa Bede	G	6-0	200	Jr.	North Andover, Mass.	Cushing Academy
4	Nahiem Alleyne	G	6-3	195	Fr.	Buford, Ga.	Mountain View
10	Jonathan Kabongo	G	6-4	195	So.	Toronto, Canada	Thornlea Secondary
11	Brendan Palmer	G	6-4	195	So.	Winston-Salem, N.C.	Forsythe Country Day
13	Grant Yates	F	6-8	210	So.	Gainesville, Va.	Battlefield/Christopher Newport
14	P.J. Horne	F	6-6	225	Jr.	Tifton, Ga.	Tift County
15	Jalen Cone	G	5-10	170	Fr.	Walkertown, N.C.	Walkertown
21	John Ojiako	F	6-10	240	Fr.	Lagos, Nigeria	Admiral Farragut
22	Keve Aluma	F	6-9	240	Jr.	Berlin, Md.	Stephen Decatur/Wofford
23	Tyrece Radford	G	6-1	205	r-Fr.	Baton Rouge, La.	McKinley
24	Branden Johnson	F	6-8	230	r-Sr.	Garfield Heights, Ohio	Garfield Heights/Alabama St.
25	Ryan Payne	F	6-8	220	Jr.	Mechanicsville, Va.	Hanover

PRONUNCIATIONS

Nahiem Alleyne	na-HEEM ah-LEAN	Jonathan Kabongo	kuh-BONGO
Keve Aluma	Kev-aye	Landers Nolley II	NAH-lee
Wabissa Bede	wa-BEE-sah BEE-dee	John Ojiako	OH-gee-ah-co
Hunter Cattoor	cuh-TOUR	Tyrece Radford	TIE-reese





2019-20 ACC Standings

#	Team	Overall	ACC	Pct.
1.	No. 2/2 Louisville	6-0	1-0	1.000
	No. 6/4 North Carolina	4-0	1-0	1.000
	No. 7/6 Virginia	6-0	1-0	1.000
	Virginia Tech	6-0	1-0	1.000
	Boston College	4-2	1-0	.667
	Georgia Tech	2-2	1-0	.500
	Pitt	5-2	1-0	.714
8.	No. 1/1 Duke	6-0	0-0	1.000
9.	Notre Dame	5-1	0-1	.833
	Clemson	5-1	0-1	.833
	NC State	5-1	0-1	.833
	[RV/RV] Florida State	5-1	0-1	.833
	Syracuse	4-1	0-1	.800
	Miami (Fla.)	4-3	0-1	.571
	Wake Forest	3-2	0-1	.600

2019-20 Preseason ACC Coaches' Poll

#	Team (First-place votes)	Points
1.	Duke (51)	1564
2.	North Carolina (19)	1493
3.	Louisville (29)	1448
4.	Virginia (12)	1405
5.	Florida State	1157
6.	NC State	1038
7.	Notre Dame	915
8.	Syracuse	910
9.	Miami (Fla.)	768
10.	Pitt	577
11.	Clemson	564
12.	Georgia Tech	437
13.	Boston College	382
14.	Virginia Tech	334
15.	Wake Forest	328

Preseason All-ACC Team

First Team

Jordan Nwora, Louisville, 95
 Tre Jones, Duke, 89
 Cole Anthony, North Carolina, 81
 John Mooney, Notre Dame, 51
 Mamadi Diakite, Virginia, 49

Second Team

Markell Johnson, NC State, 39
 Vernon Carey Jr., Duke, 19
 Chris Lykes, Miami, 18
 Garrison Brooks, North Carolina, 11
 Trent Forrest, Florida State, 11

Preseason ACC Freshman of the Year

Cole Anthony, North Carolina, 89
 Vernon Carey Jr., Duke, 8
 Wendell Moore Jr., Duke, 5
 Casey Morsell, Virginia, 3
 Cassius Stanley, Duke, 3
 Matthew Hurt, Duke, 3

Preseason ACC Player of the Year

Jordan Nwora, Louisville, 55
 Cole Anthony, North Carolina, 31
 Tre Jones, Duke, 19
 John Mooney, Notre Dame, 3
 Mamadi Diakite, Virginia, 2
 Markell Johnson, NC State, 1

RECAPPIN' THE MSU WIN

- Coach Mike Young's first ranked win at Tech, his first win over coach Tom Izzo and the Hokies' first-ever victory over Michigan State.
- Tech's second straight win over a ranked Big Ten team, following its win over then-No. 23/22 Purdue last season at the Charleston Classic.
- Tech's second straight game of coming up with a win against the AP's No. 3 team, which it hasn't done since 1962 (Kentucky) and 1964 (Vanderbilt).
- Gives Tech a 2-1 all-time record at the Maui Invitational.

A WIN WOULD

- Get Tech to its second straight nonconference tournament title game, playing in Charleston in '18.
- Tie coach Mike Young with James Johnson for the best start in a Tech coach's first season in the ACC era (Hokies joined in 2004-05) with a 7-0 mark.
- Improve coach Mike Young to 1-2 against Dayton.

RAINING 3s

- To say the Hokies have been pretty good from downtown as of late might be an understatement.
- In their most recent game, they broke two records with their 21 triples against Delaware State.
- The school record, which stood at 18 against Central Connecticut State on Dec. 1, 2018, fell, while the ACC record of 20 set by Florida State against Maine on Dec. 8, 2007, was broken too.
- And, to top it off, Tech did its feat of 21 with a longer way to go, with the new 3-point line distance put into play this season.

Team	3FG	ATT	%	3PT Line
Virginia Tech (2019-20)	21	37	56.8	22'1¼"
Florida State (2007-08)	20	35	57.1	19'9"
Virginia Tech (2018-19)	18	33	54.5	20'9"

CARRY THE LOAD

- When Tech had three players (Jalen Cone, Nahiem Alleyne, Isaiah Wilkins) hit five 3-pointers against Delaware State, it marked the first time that three players have hit at least four 3s in a game since Nov. 17, 2017, when Tech beat Washington 103-79 in Madison Square Garden. It also was the first time in at least a decade Tech has had three players with five triples to their name.
- It marked the first time a high-major has had three players with five or more 3s in a game since March 4, 2019, when Virginia had Kyle Guy (8), De'Andre Hunter (5) and Ty Jerome (5) accomplish the feat against Syracuse in the Dome.

FLOOR GENERALS

- When you break down the best assist/turnover ratios in the country, majority of the top marks are players with less than 25 assists through four games, averaging fewer than six assists per game.
- Which makes Wabissa Bede's numbers even more impressive, as he is one of only three players nationally to own 25 or more assists and still have a greater average of 5.00 assist/turnover ratio.

Player	A	TO	G	A/T R
Tyrese Haliburton (Iowa State)	41	7	4	5.86
Wabissa Bede (Virginia Tech)	40	8	5	5.00
Luwane Pipkins (Providence)	30	6	5	5.00

CAN THEY OVERCOME IT?

- Tech has relatively skated by its first five games of the season, winning by an average margin of 24.8. But two things will likely be exposed against the third-ranked Spartans - a lack of experience and height.
- The Hokies rank near the bottom out of the 353 teams in Division I for those two categories, sitting with shortest roster out of the high-majors (333rd overall) and the second-youngest out of the high-majors (Utah) and No. 349 overall, according to KenPom.
- Now, being well off in those categories doesn't necessarily equate to wins, but when you're facing a mighty opponent in Sparty, those things can translate to composure in key situations and winning the boards and paint.

DON'T MESS WITH 'EM

- The Hokies are one of only three teams in the ACC to boast two freshman that have had a 20-point game.
- Tech's Landers Nolley has had three and Nahiem Alleyne has one, which he did in Tech's last game.
- The other two schools in the league are Duke (Vernon Carey, Cassius Stanley) and North Carolina (Cole Anthony, Armando Bacot).

ON THE COVER OF LETHAL WEAPON

- With the Hokies starting 5-0 in back-to-back seasons, it marks the first time Tech has done that since the falls of 1981 and 1982.
- The starts for those teams were 9-0 ('81) and 7-0 ('82), while Tech began last season 5-0 before falling at Penn State in the ACC/B1G Challenge.

SOME TIES

- Tech Director of Player Personnel Ryan Nadeau (pronounced NAY-do) has ties to Michigan State, working as a student manager for three seasons under coach Tom Izzo and earning an economics degree in 2016.
- With the Spartans, Nadeau worked closely with video breakdown and assisted the coaching staff.
- He was a part of the team's trip to the 2015 NCAA Final Four, as well as a Big Ten championship.
- Izzo and Nadeau are still close to this day.

AGAINST RANKED FOES

- The Hokies are 42-189 all-time versus ranked opponents, owning a .182 winning percentage.
- Specifically against the AP's No. 3 team, Tech is 3-18 (.143) but won its last time out versus a third-ranked squad, winning over Duke on Feb. 26, 2019 by five.
- Tech is 0-6 vs. the AP's No. 3 team on a neutral court.

FIRST ONE IS THE SWEETEST

- Redshirt freshman Landers Nolley picked up his first award by the league office on Monday, Nov. 18, earning ACC Freshman of the Week.
- During the week, he averaged 25 points per game and hit 11 3-pointers, including seven triples against Lehigh, which is the most 3s in a game by an ACC player this season.
- The Atlanta native posted 23 points, six rebounds, three assists and a steal versus USC Upstate and 27 points, thanks to hitting 10 shots, five rebounds, four assists, two steals and a block against Lehigh.
- Nolley became just the fourth Tech player to win ACC Freshman/Rookie of the Week, joining AD Vassallo (2005-06), Jeff Allen (2007-08) and Kerry Blackshear Jr. (2015-16).



LAST TIME TEAM...

Tech scored 100 points and won: 103-79, vs. Washington, 11-17-17
 Tech scored 100 points and lost: 100-104 2OT vs. Maryland, 2-27-10
 Tech played in overtime: 63-65, OT, vs. Florida State (ACC Tournament), 3-14-19
 Tech played in consecutive overtime games: 82-77 vs. UAB, 11-28-15 & 79-81 vs. Northwestern, 12-1-15
 Tech played 2 OT: 80-78, 2OT, vs. Virginia, 2-12-17
 Tech played 3 OT: 86-90 at WVU, 2-2-83
 Tech scored 100+ points: 100-64 vs. Delaware State, 11-20-19
 Tech scored 90-99 points: 94-40 vs. Central Connecticut State, 12-1-18
 Tech scored 80-89 points: 80-57 vs. USC Upstate, 11-13-19
 Tech scored 70-79 points: 71-66 vs. No. 3 Michigan State, 11-25-19
 Tech scored 60-69 points: 67-60 at Clemson, 11-5-19
 Tech scored 50-59 points: 58-64 vs. Virginia, 2-18-19
 Tech scored 40-49 points: 47-24 at NC State, 2-2-19
 Tech scored 30-39 points: 33-43 at East Carolina, 2-18-67
 Tech scored 20-29 points: 27-40 at McGuire Hospital, 2-2-46
 Tech scored 10-19 points: 16-45 at Virginia, 1-30-39
 Tech scored less than 10 points: 9-29 vs. North Carolina, 1-12-35
 Tech allowed 100+ points: 82-103 at North Carolina, 1-21-19
 Tech allowed 90-99 points: 82-91 vs. Florida State, 1-20-18
 Tech allowed 80-89 points: 59-81 at Virginia, 1-15-19
 Tech allowed 70-79 points: 73-75 vs. Duke (NCAA Tournament), 3-29-19
 Tech allowed 60-69 points: 71-66 vs. No. 3 Michigan State, 11-25-19
 Tech allowed 50-59 points: 79-53 vs. Lehigh, 11-16-19
 Tech allowed 40-49 points: 74-42 vs. Coppin State 11-8-19
 Tech allowed 30-39 points: 75-37 vs. Saint Francis, 11-24-18
 Tech allowed 20-29 points: 47-24 at NC State, 2-2-19
 Tech allowed 10-19 points: 60-19 vs. Lynchburg College, 1-9-46
 Tech allowed less than 10 points: 28-9 vs. Hampden-Sydney, 1-17-23
 Tech scored at least 60 points in a half: 66, 2nd half, vs. The Citadel, 11-12-17
 Largest margin of victory: 83 points vs. Randolph Macon Academy, 87-4, 1-10-1911
 Largest margin of victory in an ACC game: 29 points vs. Wake Forest, 94-65, 1-15-11
 Tech defeated a ranked opponent on the road: 47-24 at No. 23/22 NC State, 2-2-19
 Tech defeated a ranked opponent at home: 77-72 vs. No. 3/2 Duke, 2-26-19
 Tech defeated a ranked opponent on a neutral court: 71-66 vs. No. 3 Michigan State, 11-25-19, Maui
 Tech defeated a defending national champion: 80-69 vs. North Carolina, 1-22-18
 Tech held opponent without a double-figure scorer: 65-47 vs. Miami, ACC Tournament, 3-12-09
 No Tech player scored in double figures: 41-57 vs. Temple, 2-25-96
 Tech had six players score in double figures: at Boston College, 2-25-17
 Tech had seven players score in double figures: vs. The Citadel, 12-17-16
 Tech did not make a three-point field goal: at Providence, 2-1-03
 Tech's opponent did not make a 3-point field goal: at NC State, 2-10-10
 Tech did not shoot a free throw in the first half: vs. Lehigh, 11-16-19
 Tech did not shoot a free throw in the second half: vs. Virginia, 12-5-10
 Tech held an opponent under 10 points in a half: 9 points, vs. Eastern Michigan, 12-22-11
 Tech held an opponent under 20 points in a half: 12 points, vs. Coppin State, 11-8-19
 Tech had double-figures in blocked shots: 13, 87-82, vs. West Virginia, 11-12-13
 Tech came back from a double-figure deficit to win: 12 pts. vs. No. 23 Purdue, 11-18-18
 Lost a double-digit lead: 14 points at Florida State, 3-7-18
 Tech led by 20-or-more points at half time of a game: 23 points, vs. Coppin State, 11-8-19
 Tech had 20-29 assists in a game: 29, vs. Delaware State, 11-20-19
 Tech had 30-or-more assists: 36, vs. The Citadel, 11-12-17
 Tech won a neutral court single game: 73-61 vs. Washington (Atlantic City, NJ), 12-15-18
 Tech held a team under 20 percent from the field: 16.7%, at NC State, 2-2-19
 Tech won an NCAA Tournament game: 67-58, vs. Liberty (NCAA Tournament), 3-24-19

LAST TIME PLAYER...

A Tech player recorded a triple-double: Chris Clarke (13 pts./12 rebs./10 ast.) vs. The Citadel, 12-17-16
 Two Tech players recorded double-doubles in a game: Kerry Blackshear Jr. (22 pts./15 rebs.) & Chris Clarke (15 pts./10 rebs.) vs. The Citadel, 11-12-17
 Two Tech players recorded double-doubles in consecutive games: vs. UNC, ACC Tournament, 3-13-09 and vs. Duquesne, NIT, 3-18-09
 Tech player had five or more steals: Nickeil Alexander-Walker (6) vs. Miami (Fla.), 1-30-19
 Tech player had 10 or more assists in a game: Wabissa Bede (10) vs. Coppin State, 11-8-19
 Tech player had 20 or more rebounds in a game: Jeff Allen (21) vs. Longwood, 12-14-08
 Two Tech players had double figures in rebounds: Kerry Blackshear Jr. (15 rebs.) & Chris Clarke (10 rebs.) vs. The Citadel, 11-12-17
 Two Tech players had five or more assists: Nickeil Alexander-Walker (6) & Wabissa Bede (5) vs. Miami (ACC Tournament), 3-13-19
 Three Tech players had five or more assists: Chris Clarke (10) Justin Robinson (6), Seth Allen (6) vs. The Citadel, 12-17-16
 Four Tech players had five or more assists: Kerry Blackshear (8), Devin Wilson (7), Justin Robinson (7), Chris Clarke (5) vs. The Citadel, 11-12-17
 Three Tech players had five or more 3-pointers: Nahiem Alleyne (5), Jalen Cone (5), Isaiah Wilkins (5) vs. Delaware State, 11-20-19
 Two Tech players scored 20 or more points: Nickeil Alexander-Walker (25 points) & Kerry Blackshear Jr. (20 points) vs. Boston College, 1-5-19
 Three Tech players scored 20 or more points: Nickeil Alexander-Walker (25 points), Ahmed Hill (23 points) and Justin Robinson (23 points) vs. Purdue, 11-18-18
 Same two Tech players scored 20 or more points in consecutive games: Nickeil Alexander-Walker & Kerry Blackshear Jr., 11-10 & 11-12-17
 Tech freshman scored 20 or more points in a game: 20, Bahiem Alleyne, vs. Delaware State, 11-20-19
 Two Tech freshmen scored in double figures in a game: Landers Nolley (23 points) & Jalen Cone (11 points) vs. USC Upstate, 11-13-19
 Three Tech freshmen scored in double figures in a game: Nahiem Alleyne (20 points), Jalen Cone (17) and Landers Nolley (10), vs. Delaware State, 11-20-10
 Tech player scored 30-39 points in a game: 30, Landers Nolley at Clemson, 11-5-19
 Tech player scored 40-49 points in a game: 41, Dorenzo Hudson vs. Seton Hall, 1-2-10
 Tech player scored 50+ points in a game: 51, Bimbo Coles vs. Southern Miss., 2-6-88
 Tech player had consecutive double-doubles: Kerry Blackshear Jr., 2-18-19, 2-23-19 & 2-26-19
 Tech player had three consecutive double-doubles: Kerry Blackshear Jr., 2-18-19, 2-23-19 & 2-26-19
 Tech freshman had consecutive double-doubles: Kerry Blackshear Jr., 12-13-15 & 12-19-15
 Tech player had seven consecutive double-doubles: Jeff Allen, 1-25-11, 1-30-11, 2-2-11, 2-5-11, 2-13-11, 2-15-11 & 2-19-11
 Tech allowed a triple-double: Dennis Smith Jr. (27 pts., 11 rebs., 11 assists), at NCSU, 1-4-17
 Tech had a walk-on score in double figures: Christian Beyer, 13 pts., vs. Alabama A&M, 12-14-14

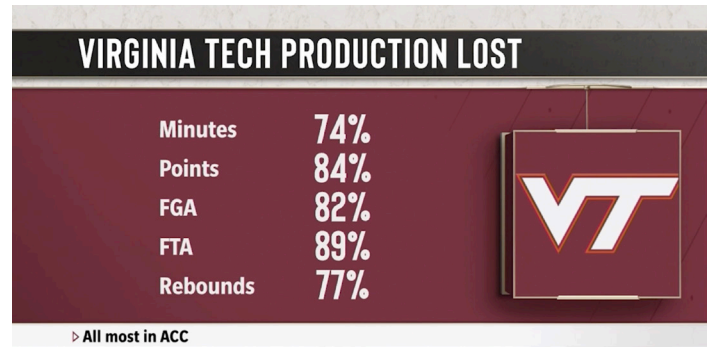
What's a Hokie?



The answer leads all the way back to 1896 when Virginia Agricultural and Mechanical College changed its name to Virginia Polytechnic Institute. With the change came the necessity for writing a new cheer and a contest for such a purpose was held by the student body.

Senior O.M. Stull won first prize for his "Hokie" yell which is still used today. Later, when asked if "Hokie" had any special meaning, Stull explained the word was solely the product of his imagination and was used only as an attention-getter for his yell. It soon became a nickname for all Tech teams and for those people loyal to Tech athletics.

The official university school colors - Chicago Maroon and Burnt Orange - also were introduced in 1896. The colors were chosen by a committee because they made a 'unique combination' not worn elsewhere at the time. The official definition of "hokie" is "a loyal Virginia Tech Fan".



'19 CLASS OF HIGH-MAJOR COACHES

- Out of the seven high-major conferences (ACC, American, BIG EAST, B1G, Big 12, Pac-12 and SEC), there are 14 new head coaches for the 2019-20 season.
- Virginia Tech coach Mike Young is just one of six coaches that were a mid-major coach to jump up to the big leagues, joining Alabama's Nate Oats (Buffalo), Arkansas' Eric Musselman (Nevada), Tulane's Ron Hunter (Georgia State) and Washington State's Kyle Smith (San Francisco).
- Of the 14 new coaches, Young was the longest-tenured coach to leave, following his 17-year stint as the head guy at Wofford.
- The NBA saw three of its coaches jump into the college ranks, with Michigan's Juwon Howard (Miami Heat), Nebraska's Fred Hoiberg (Chicago Bulls) and Vanderbilt's Jerry Stackhouse (Memphis Grizzlies).
- In this cycle, only one assistant coach was promoted from within and that was Temple's Aaron McKie, who served as an assistant under Fran Dunphy for five seasons in Philadelphia.
- While former Hokie coach Buzz Williams, who is now at Texas A&M, was one of just two coaches this offseason to jump ship and go high-major for high-major, with UCLA's Mick Cronin (Cincinnati) being the other.
- A full breakdown of the 14 coaches this cycle is below, with the SEC welcoming the most among the seven leagues with four. The Big 12 was the lone conference not to have a new head coach this offseason.

School	Name	Previous Team
Alabama	Nate Oats	Buffalo (HC)
Arkansas	Eric Musselman	Nevada (HC)
Cal	Mark Fox	*Georgia (HC)
Cincinnati	John Brannen	Northern Kentucky (HC)
Michigan	Juwon Howard	Miami Heat (NBA Assistant)
Nebraska	Fred Hoiberg	Chicago Bulls (NBA HC)
St. John's	Mike Anderson	Arkansas (HC)
Temple	Aaron McKie	Temple (Assistant)
Texas A&M	Buzz Williams	Virginia Tech (HC)
Tulane	Ron Hunter	Georgia State (HC)
UCLA	Mick Cronin	Cincinnati (HC)
Vanderbilt	Jerry Stackhouse	Memphis Grizzlies (NBA Assistant)
Virginia Tech	Mike Young	Wofford (HC)
Washington State	Kyle Smith	San Francisco (HC)

* Coach Mark Fox last coached Georgia in 2017-18.



RECORD WHEN...

Leading at the half:	5-0
Trailing at the half:	1-0
Tied at the half:	0-0
Playing Overtime:	0-0
Shooting 50% or better:	2-0
Shooting between 40-49.9%:	3-0
Shooting less than 40%:	1-0
Opponents shoot 50% or better:	0-0
Opponents shoot less than 50%:	6-0
VT outrebounds its opponent:	4-0
Opponent outrebounds VT:	2-0
Teams are tied in rebounds:	0-0
VT shoots 70% FT or better:	4-0
VT shoots less than 70% FT:	2-0
Scoring less than 50 points:	0-0
Scoring 50-59 points:	0-0
Scoring 60-69 points:	1-0
Scoring 70-79 points:	3-0
Scoring 80-89 points:	1-0
Scoring 90 or points:	1-0
Allowing less than 30 points:	0-0
Allowing 30-39 points:	0-0
Allowing 40-49 points:	1-0
Allowing 50-59 points:	2-0
Allowing 60-69 points:	3-0
Allowing 70-79 points:	0-0
Allowing 80-89 points:	0-0
Allowing 90 or more points:	0-0
Game decided by 1-4 points or OT:	0-0
Game decided by 5-10 points:	2-0
Game decided by 11+ points:	4-0
Playing in the morning:	0-0
Playing at night:	4-0
Playing in the afternoon:	2-0
Playing on Monday:	1-0
Playing on Tuesday:	1-0
Playing on Wednesday:	2-0
Playing on Thursday:	0-0
Playing on Friday:	1-0
Playing on Saturday:	1-0
Playing on Sunday:	0-0
Playing in November:	6-0
Playing in December:	0-0
Playing in January:	0-0
Playing in February:	0-0
Playing in March:	0-0

LAST TIME OUT

Virginia Tech (6-0,1-0 ACC) -vs- Michigan St. (3-2,0-0 Big Ten)
11/25/19 at Lahaina Civic Center, Lahaina, HI

Date: 11/25/19
Time: 12:00 pm
Attendance: 2400
Site: Lahaina Civic Center, Lahaina, HI
Referees: Patrick Evans, Joe Lindsay, Chris Rastatter

Score By Period	1	2	Total
Virginia Tech	32	39	71
Michigan St.	28	38	66

Virginia Tech 71

#	Player	GS	MIN	FG	3PT	FT	ORB-DRB	REB	PF	A	TO	BLK	STL	PTS	
2	Nolley II, Landers	*	37	5-12	4-6	8-8	0-4	4	0	5	3	2	3	22	
14	Horne, P.J.	*	30	5-6	2-2	0-1	4-3	7	3	1	1	1	0	12	
3	Bede, Wabissa	*	31	3-10	0-3	5-9	0-3	3	4	5	2	1	0	11	
4	Alleyne, Nahiem	*	33	3-10	2-4	2-3	0-3	3	2	1	0	0	2	10	
23	Radford, Tyrece	*	10	0-0	0-0	0-0	1-0	1	1	0	0	0	1	0	
0	Cattoor, Hunter		30	4-8	2-5	0-0	0-2	2	3	3	0	1	1	10	
1	Wilkins, Isaiah		10	1-4	0-1	0-0	1-0	1	0	1	0	0	1	2	
21	Ojiako, John		10	1-1	0-0	0-0	1-1	2	0	0	0	1	0	2	
15	Cone, Jalen		9	1-1	0-0	0-1	0-2	2	3	0	2	0	0	2	
TM	TEAM		0	0-0	0-0	0-0	1-1	2	0	0	1	0	0	0	
Totals			-	200	23-52	10-21	15-22	8-19	27	16	16	9	6	8	71

Team Summary	FG	3PT	FT
First Half	11-25 44.00 %	5-12 41.67 %	5-7 71.43 %
Second Half	12-27 44.44 %	5-9 55.56 %	10-15 66.67 %
Total	23-52 44.2 %	10-21 47.6 %	15-22 68.2 %

Technical Fouls: none Second Chance Points: 6 Scores Tied: 9 times(s) Points In the Paint: 22 Fast Break Points: 9
Lead Changed: 19 times(s) Points off Turnovers: 20 Bench Points: 16 Largest Lead: 0 0

Michigan St. 66



#	Player	GS	MIN	FG	3PT	FT	ORB-DRB	REB	PF	A	TO	BLK	STL	PTS	
11	Henry, Aaron	*	35	7-12	2-4	2-4	2-3	5	0	3	3	2	0	18	
23	Tillman, Xavier	*	35	4-10	1-4	0-0	2-12	14	3	3	5	0	0	9	
15	Kithier, Thomas	*	21	3-6	0-0	2-2	3-2	5	2	1	0	0	0	8	
5	Winston, Cassius	*	25	2-8	1-5	2-2	0-1	1	4	2	3	0	0	7	
2	Watts, Rocket	*	19	2-7	2-4	0-0	1-1	2	2	1	4	0	1	6	
44	Brown, Gabe		26	3-7	2-3	1-2	2-1	3	2	1	0	0	2	9	
0	Ahrens, Kyle		11	2-3	0-1	0-0	0-1	1	2	0	0	0	0	4	
34	Marble, Julius		7	1-1	0-0	1-2	1-3	4	0	0	0	0	0	3	
30	Bingham Jr., Marcus		3	0-2	0-0	2-2	1-0	1	0	0	0	0	0	2	
3	Loyer, Foster		10	0-2	0-1	0-0	0-1	1	0	1	0	0	0	0	
25	Hall, Malik		8	0-1	0-1	0-0	1-1	2	5	1	1	0	0	0	
TM	TEAM		0	0-0	0-0	0-0	4-0	4	0	0	0	0	0	0	
Totals			-	200	24-59	8-23	10-14	17-26	43	20	13	16	2	3	66

Team Summary	FG	3PT	FT
First Half	10-25 40.00 %	4-8 50.00 %	4-6 66.67 %
Second Half	14-34 41.18 %	4-15 26.67 %	6-8 75.00 %
Total	24-59 40.7 %	8-23 34.8 %	10-14 71.4 %

Technical Fouls: none Second Chance Points: 17 Scores Tied: 9 times(s) Points In the Paint: 30 Fast Break Points: 8
Lead Changed: 19 times(s) Points off Turnovers: 4 Bench Points: 18 Largest Lead: 0 0

TEAM AVERAGES

- Tech's biggest advantage when comparing averages to Dayton is found on the defensive end, with the Hokies having better numbers regarding rebounds, steals and points allowed.
- But the offensive end looks to be a little bit more on the Flyer side with nine more ppg.

		
KenPom Ranking	37	29
Points per game	87.3	78.5
Field goal percentage	54.2	47.6
3-point percentage	34.3	42.9
Free throw percentage	72.6	69.6
Rebounds per game	33.3	38.0
Assists per game	19.0	18.5
Blocks per game	4.8	4.2
Steals per game	6.0	6.2
Points allowed per game	67.8	57.0
Defensive field goal percentage	45.6	35.1
Defensive 3-point percentage	38.5	24.2
Rebound margin	2.5	2.8
Assist/turnover ratio	1.5	1.7

LAST TIME OUT

- The Hokies pulled off one of the bigger upsets of the 2019-20 season on Monday, getting past No. 3/3 Michigan State by five points in the first round of the Maui Jim Maui Invitational.
- A big reason why was winning the turnover battle, owning a 9-16 difference, including just three Tech miscues in the season half, as well as the Hokies making five of their last seven shots from the field in the closing minutes at LLC.
- Landers Nolley once again proved to be the best player on the court, as he has done all season, tallying a game-high 22 points, four rebounds and a career-high five assists, while setting two career bests on the defensive end with three steals and two blocks.

SCOUTING DAYTON

- The Flyers are coming off quite the convincing performance, cruising by then-undefeated Georgia (4-1) 80-61 thanks to an 18-point halftime lead. One of the better players in the country, Obi Toppin went off with a game-high 25 points and four rebounds to his name.
- Head coach Anthony Grant enters his third season in Dayton, following his time in the NBA with the Oklahoma City Thunder. He previously has been a head coach at Alabama and VCU.
- The Flyers are paced by Toppin, who is averaging 24 points and eight rebounds per game this season. The redshirt sophomore has scored at least 20 points in every game this year, including a season-high 29 against Indiana State in the season opener.
- One of the better offensive teams in all of college basketball, Dayton ranks first in the country in assists per game, sharing the rock on average of 22 assists per game. It also doesn't make mistakes, ranking second nationally in fewest turnovers committed with just 37 over a four-game span.



DIAPER DANDIES

- The ACC has arguably the best two scorers in the nation among the freshman class, with North Carolina and Tech being the one-two punch.
- The Tar Heels' Cole Anthony and the Hokies' Landers Nolley lead the way, while Georgia's Anthony Edwards, who is also in Maui, ranks third nationally among freshmen in scoring.

Player	Points/g	Points	G
Cole Anthony (UNC)	22.8	91	4
Landers Nolley (VT)	20.2	101	5
Anthony Edwards (UGA)	19.3	77	4

DEFENSE ON POINT

- There are only nine teams among the high-major conferences to hold their opponents to under 65 points through five or more games played this year.
- The list includes Florida (6 games), Stanford (6), Arkansas (5), Butler (5), Missouri (5), Notre Dame (5), Ohio State (5), Xavier (5) and Virginia Tech (5).

GET IT GOING FROM DOWNTOWN

- Tech is one of the better shooting teams from beyond the arc in the country and a big reason why is because multiple guys that can stroke it.
- Tech is one of just three teams (North Florida, Richmond) to have at least three players that are shooting higher than 40 percent from 3-point land and have made 12 or more 3-pointers.
- Both North Florida and Richmond have three players. Tech's three are Jalen Cone (12 3s, 63.2%), Nahiem Alleyne (12 3s, 44.4%) and Landers Nolley (17 3s, 45.9%).

20 LIKE IT'S NOTHIN'

- Only 15 players in high-major conferences have racked up three or more 20-point games this season, including Tech's Landers Nolley.
- Of the 15, five reside in the ACC and three of the five are freshmen.

Player	20+ G	PPG	GP
Jordan Nwora (Louisville)	4	22.0	5
Cole Anthony (North Carolina)	3	22.8	4
Michael Devoe (Georgia Tech)	3	26.0	3
Landers Nolley (Virginia Tech)	3	20.2	5
Vernon Carey (Duke)	3	18.3	6

GUARDS ON THE GLASS

- Only four players in Division I are currently averaging at least seven assists and five rebounds per game, including Tech's Wabissa Bede.
- Bede is the only player in the ACC to do so and is the only high-major player.

Player	G	REB/pg	AST/pg
Jason Preston (Ohio)	6	5.8	7.3
Thomas Funk (Army)	4	5.5	7.3
Wabissa Bede (Virginia Tech)	5	5.4	8.0
Javon Levi (UTRGV)	3	5.3	7.3

EIGHT-HUNDID

- Three games ago when the Hokies took down USC Upstate, it marked the 800th men's basketball contest in Cassell Coliseum. And it's been a very successful 800-plus games for the Hokies.
- In those games inside Cassell, Tech is 606-196 for a .756 winning percentage.

MAKE IT RAIN

- Tech is coming off quite the three-game stretch, racking up 47 3-pointers.
- A big reason for that has been the multitude of players that can make shots behind the arc.
- Tech had six guys hit a 3 against Coppin State (11/8) and USC Upstate (11/13), marking the first time that has happened in consecutive games since December 2018 versus Central Connecticut State (1st) and VMI (5th).
- Since 2010, the Hokies have had 25 games in which they have had at least six players make a 3. In those games, they are 23-2.
- The most they've had hit a 3 is eight players in a game, which has happened just once since 2010 (Houston Baptist on Nov. 21, 2017).

DECADE PLUS

- It's been at least over a decade since the last time two Tech freshmen scored in double figures in the Hokies' first two games of the season.
- The two freshmen were Nahiem Alleyne, who had 11 points at Clemson (11/5) and 18 versus Coppin State (11/8), and Landers Nolley, who tallied 30 points at Clemson and 11 vs. Coppin State.

SHARING THE ROCK

- According to KenPom, a Virginia Tech alum by the way, Wabissa Bede is one of the best in the nation in assist rate (assists divided by FGs made by player's teammates while he is on the court.)
- He ranks third nationally through the first three weeks and second among high-major players.

Player	A-Rate	Assists	G
Cartier Diarra (Kansas State)	48.2	15	4
Roman Penn (Drake)	48.0	37	5
Wabissa Bede (Virginia Tech)	46.7	40	5

SO, WHY ARE THEY PLAYING WELL?

- If you look at the first five games the Hokies have played in the Mike Young era, two things stick out - solid shot selection and a defense that puts in the work.
- According to KenPom, Tech has the 41st-best adjusted defense metric (number of points allowed per 100 possessions) nationally with an 90.2 average and ranks 11th in defense effective field-goal percentage (similar to regular field goal percentage except that it gives 50% more credit for made 3-pointers) with 39.3.
- Tech gets a good amount of its points from the 3-point line, sitting No. 2 in the nation for averaging 51 percent of its points distribution from 3-land.

THE FEW, THE PROUD

- Three weeks into the season, there are 29 players that have scored 30 or more points in Division I game on the road or at a neutral site.
- Of the 29, just six are high-major players (ACC, American, BIG EAST, Big 12, B1G, SEC, Pac-12), including Tech's Landers Nolley.
- Of the six players, only three have done it against a high-major opponent in Georgia Tech's Michael Devoe against Georgia, Duke's Vernon Carey versus Cal and Nolley at Clemson.

Player	Opponent	Score
Michael Devoe (Georgia Tech)	Georgia	34
Quentin Grimes (Houston)	Rice	32
Aaron Nesmith (Vanderbilt)	Richmond	34
Landers Nolley (Virginia Tech)	Clemson	30
Skylar Mays (LSU)	Utah State	30
Vernon Carey Jr. (Duke)	Cal	31

STARTERS GAME-BY-GAME

Opponent	Date	Guard	Guard	Guard	Guard	Forward	First off the Bench
Clemson (W, 67-60)	Nov. 5	Wabissa Bede	Hunter Cattoor	Isaiah Wilkins	Landers Nolley	P.J. Horne	Tyrece Radford
Coppin State (W, 74-42)	Nov. 8	Wabissa Bede	Nahiem Alleyne	Isaiah Wilkins	Landers Nolley	P.J. Horne	4 Players
USC Upstate (W, 80-57)	Nov. 13	Wabissa Bede	Nahiem Alleyne	Tyrece Radford	Landers Nolley	P.J. Horne	2 Players
Lehigh (W, 79-53)	Nov. 16	Wabissa Bede	Nahiem Alleyne	Tyrece Radford	Landers Nolley	P.J. Horne	3 Players
Delaware State (W, 100-64)	Nov. 20	Wabissa Bede	Nahiem Alleyne	Tyrece Radford	Landers Nolley	P.J. Horne	Isaiah Wilkins
No. 3 Michigan State (W, 71-66)	Nov. 25	Wabissa Bede	Nahiem Alleyne	Tyrece Radford	Landers Nolley	P.J. Horne	2 players



LET'S KEEP IT GOING

- Tech hasn't lost a home nonconference game since Dec. 30, 2015 against West Virginia (88-63), owning a 28-game streak.
- The previous best was 23, which was set twice from 1980-84 and 2005-09. The current streak began on Nov. 11, 2016, against Maine.

HE'S MORE THAN A POINT GUARD

- Junior Wabissa Bede, who has only scored in double figures three times in his career out of 67 games, has gotten it done in other ways so far this season with the Hokies.
- Known as a stocky guy, weighing 200 pounds, Bede has been a force on the boards so far, as well as playing the distributor role, a role he played sparingly the last two years with the all-time assists leader, Justin Robinson, running the point.
- In his game against Coppin State, Bede almost did something that hasn't happened in three years, a double-double with just rebounds and assists, collecting 10 assists and nine rebounds. (Chris Clarke on Dec. 17, 2016 with a triple-double).
- And speaking of Robinson, the last time a player had 10 assists after Bede's night versus Coppin State was when Robinson tallied the single-game school record with 13 versus Central Connecticut State on Dec. 1, 2018.
- Bede joked afterward that once he cracked 10 midway through the second half that he was going to break J-Rob's record.

ELITE COMPANY

- After scoring a little under half of the Hokies' points against Clemson, Landers Nolley found himself in elite company among league peers.
- The small forward scored the fourth-most points by an ACC freshman in a debut, joining preseason ACC Freshman of the Year Cole Anthony of North Carolina this week with each totaling at least 30.

Player	Opponent	Date	Points
Cole Anthony (UNC)	Notre Dame	Nov. 6, 2019	34
RJ Barrett (Duke)	Kentucky	Nov. 6, 2018	33
J.J. Hickson (NC State)	William & Mary	Nov. 15, 2007	31
Landers Nolley (VT)	Clemson	Nov. 5, 2019	30
Ishua Benjamin (NC State)	Prairie View	Nov. 26, 1994	29
Ivan Wagner (NC State)	VMI	Nov. 25, 1995	29
Zion Williamson (Duke)	Kentucky	Nov. 6, 2018	28
Sylen Landesberg (UVA)	VMI	Nov. 16, 2008	28
Rashad McCants (UNC)	Penn State	Nov. 18, 2002	28

YOUNG & PRETTY GOOD

- Tech has had the luxury of having some solid first-year players since freshmen became eligible to play in 1974, and has no shortage this year.
- Landers Nolley's 30 points were tied for the third most by a freshman, trailing Jalen Hudson and Larry Cooke's 32 points.

Player	Opponent	Date	Points
Larry Cooke	Eastern Kentucky	Feb. 3, 1975	32
Jalen Hudson	Wake Forest	March 10, 2013	32
Landers Nolley	Clemson	Nov. 5, 2019	30
Russell Davis	Vermont	Dec. 31, 1974	30
Nickel Alexander-Walker	The Citadel	Nov. 12, 2017	29

IT'S BEEN A MINUTE

- The last time the Hokies started the season with a conference game was on Nov. 30, 1963 versus Richmond, a 77-53 win, spanning 56 years and making Tech 2-0 its last two instances.
- With Landers Nolley's 30 points against Clemson, it marked the most points scored by a Tech freshman since March 10, 2013, when Jalen Hudson dropped 32 on Wake Forest.

537 AND COUNTING

- Tech has hit a three-point field goal in 537 consecutive games.
- Since the 3-point arc was added for the 1986-87 season, the Hokies have hit at least one three in all but three game.
- The last time Tech didn't record a 3-pointer in a game was at Providence on Feb. 1, 2003.

THE BIG THREE-HUNDO

- When Mike Young and Co. took down the Tigers in Clemson, he became just one of 71 active coaches in Division I to have 300 or more wins.

Coach	Record	Schools Coached At
68. James Jones (Yale)	313-275 (.532)	1
69. Jim Christian (Boston College)	308-256 (.546)	4
70. Tod Kowalczyk (Toledo)	306-243 (.557)	2
71. Mike Young (Virginia Tech)	304-244 (.555)	2

- Of the 71 active head coaches, Young is one of only 25 to win at least 300 games at just two schools or less during a coaching tenure.

Coach	Record	Schools Coached At
22. Fran O'Hanlon (Lafayette)	326-397 (.451)	1
23. James Jones (Yale)	313-275 (.532)	1
24. Tod Kowalczyk (Toledo)	306-243 (.557)	2
25. Mike Young (Virginia Tech)	304-244 (.555)	2

HOME IS WHERE THE HEART IS

- Mike Young grew up in Radford, Virginia, which is approximately 20 minutes away from Blacksburg, the home of the Hokies.
- Ironically enough, Young's first-ever college basketball game as a kid was a Virginia Tech game inside Cassell Coliseum, a place where Young now calls his home.

TIME TO STEP UP

- With the Hokies losing three players now playing in the NBA or G-League and the SEC Preseason Player of the Year, Tech returns just one starter from a year ago in guard Wabissa Bede.
- That means four role players or newcomers will have to step up and contribute big minutes right away for Mike Young.

TEAM GAME-BY-GAME

Opponent	Date	Score		FG-FGA	PCT	3FG-FGA	PCT	FT-FTA	PCT	OFF	DEF	TOT	AVG	PF	A	T/O	BLK	STL	PTS	AVG
at Clemson	11/05/19	67-60	W	22-57	.386	9-27	.333	14-20	.700	9	35	44	44.0	15	11	13	1	4	67	67.0
Coppin St.	11/08/19	74-42	W	27-61	.443	11-33	.333	9-12	.750	5	44	49	46.5	13	17	15	5	7	74	70.5
USC Upstate	11/13/19	80-57	W	31-58	.534	13-27	.481	5-7	.714	6	25	31	41.3	11	19	8	6	6	80	73.7
Lehigh	11/16/19	79-53	W	31-65	.477	14-37	.378	3-4	.750	12	24	36	40.0	8	19	10	4	8	79	75.0
Delaware St.	11/20/19	100-64	W	35-62	.565	21-37	.568	9-14	.643	9	32	41	40.2	13	29	11	3	4	100	80.0
vs Michigan St.	11/25/19	71-66	W	23-52	.442	10-21	.476	15-22	.682	8	19	27	38.0	16	16	9	6	8	71	78.5
Total		471		169-355	.476	78-182	.429	55-79	.696	49	179	228	38.0	76	111	66	25	37	471	78.5
Opponents		342		127-362	.351	40-165	.242	48-70	.686	65	146	211	35.2	81	65	84	9	28	342	57.0

Team Averages

Games Played	Points/game	FG Pct	3FG Pct	FT Pct	Rebounds/game	Assists/game	Turnovers/game	Assist/Turnover ratio	Steals/game	Blocks/game
6	78.5	47.6	42.9	69.6	38.0	18.5	11.0	1.7	6.2	4.2



DYNAMIC TRIO

- Against Coppin State, the Hokies had three freshmen in double figures, marking the first time since Feb. 25, 2015, when they took on Duke.
- The three versus the Eagles were Nahiem Alleyne (18 points), Landers Nolley (11) and Tyrece Radford (10).
- The trio against the Blue Devils was Jalen Hudson (23 points), Ahmed Hill (10) and Justin Bibbs (10).

FEW AND FAR BETWEEN

- Tech returns only 13.3 points per game from its team last year that average 73.5, which is made up of four letterwinners.
- That accounts for the Hokies bringing back just 18.1 percent of its scoring total, making them one of only six schools in the nation to return less than 20 percent of its scoring.

School	Points p/g	Percent of Scoring
Nebraska	2.9 PPG	1.9%
Tulane	10.8 PPG	12.2%
South Dakota St.	15.8 PPG	16.9%
Virginia Tech	13.3 PPG	18.1%
Washington	13.9 PPG	19.8%
UCF	14.5 PPG	20.0%

THE BEST IS YET TO COME

- Coach Young, known as one of the better X's and O's coaches in the country, had his Terriers in some of the top categories nationally over his 17-year span.
- This past season, which was Wofford's best in school history, the Terriers were 16th in assist-to-turnover ratio (1.39), 11th in field-goal percentage (49.0), second in 3-point field-goal percentage (41.4) and second in scoring margin (16.7).
- So, expect quality shooting teams to come under his watch in Blacksburg and for that to translate to wins.

HISTORIC IT WAS

- Last year was arguably the best season in school history for the Hokies, notching many school records to their belt.
- To name a few, Tech earned a school-record 26 wins, program-best 12 ACC victories and made it to the Sweet 16 for the first time in program history since the tournament expanded to 64 teams.
- Tech also broke the record for most home non-conference victories in a row with 24 straight.
- The Hokies made the NCAA Tournament three consecutive years for the first time ever, and won two games in The Dance for the first time since 1967. They also earned a No. 4 seed, the highest in program history.

WELL, THIS IS NEW

- A new staff is in place for Tech and there are also quite a few freshmen with six.
- The six freshies make Tech one of only 20 schools to have six or more, including one of 13 in high-major conferences.

School	Freshmen
Navy	11
TCU	11
Utah	11
Air Force	10
Georgia	9
Louisville	9
Memphis	9
Auburn	7
Austin Peay	7
Central Conn. St.	7
Kentucky	7
Loyola Marymount	7
Nebraska	7
Oklahoma	7
Bradley	6
Cal	6
Florida	6
Long Beach State	6
Southern Miss	6
Virginia Tech	6

WHO TO LOOK UP TO

- Of the 26 teams that don't boast more than one senior on their roster, including six teams in the land that don't have any seniors, Tech is one of just 13 high-major schools.
- Of the 13, 10 return for their senior seasons, while three players, including the Hokies' Branden Johnson, will finish their last season at a new school.

School	Sr.	r-Sr.	Gr.	Previous School
Alabama	---	---	1	West Virginia
East Carolina	---	1	---	---
Houston	---	1	---	---
Kentucky	---	---	1	Bucknell
Memphis	1	---	---	---
Oklahoma	1	---	---	---
Ole Miss	1	---	---	---
Stanford	1	---	---	---
Syracuse	1	---	---	---
Texas	1	---	---	---
Virginia Tech	---	---	1	Alabama State
Wichita State	1	---	---	---
Wisconsin	---	---	1	---

OPPONENT GAME-BY-GAME

Opponent	Date	Score	Total		3-Pointers		Free throws		Rebounds				PF	A	TO	BLK	STL	PTS	AVG
			FG-FGA	PCT	3FG-FGA	PCT	FT-FTA	PCT	OFF	DEF	TOT	AVG							
at Clemson	11/05/2019	67-60 W	22-64	.344	7-29	.241	9-15	.600	8	28	36	36.0	16	9	8	2	4	60	60.0
Coppin St.	11/08/2019	74-42 W	14-71	.197	6-39	.154	8-11	.727	15	30	45	40.5	14	6	16	1	8	42	51.0
USC Upstate	11/13/2019	80-57 W	20-53	.377	3-25	.120	14-18	.778	10	23	33	38.0	10	8	13	2	3	57	53.0
Lehigh	11/16/2019	79-53 W	21-53	.396	7-22	.318	4-5	.800	8	20	28	35.5	9	14	19	1	5	53	53.0
Delaware St.	11/20/2019	100-64 W	26-62	.419	9-27	.333	3-7	.429	7	19	26	33.6	12	15	12	1	5	64	55.2
vs Michigan St.	11/25/2019	71-66 W	24-59	.407	8-23	.348	10-14	.714	17	26	43	35.2	20	13	16	2	3	66	57.0
Total		342	127-362	.351	40-165	.242	48-70	.686	65	146	211	35.2	81	65	84	9	28	342	57.0
Virginia Tech		471	169-355	.476	78-182	.429	55-79	.696	49	179	228	38.0	76	111	66	25	37	471	78.5

Opponents Averages

Games Played	Points/game	FG Pct	3FG Pct	FT Pct	Rebounds/game	Assists/game	Turnovers/game	Assist/Turnover ratio	Steals/game	Blocks/game
6	57.0	35.1	24.2	68.6	35.2	10.8	14.0	0.8	4.7	1.5



WHEN IT COUNTS

- Mike Young brings a polished resume from his time at Wofford and you can see that in the numbers he carries.
- Over the last five years when Young has had a lead with five minutes to go, he usually holds on to it to preserve the win, boasting a .916 winning percentage to his name.

Year	G	W	L	Pct.
2014-15	25	23	2	.920
2015-16	17	14	3	.824
2016-17	17	15	2	.882
2017-18	21	19	2	.905
2018-19	27	27	0	1.000
2019-20	5	5	0	1.000
Total	112	103	9	.920

Opponent	G	W	L	Pct.
High-Major	5	4	1	.800
Mid-Major	107	99	8	.925
Conference	66	59	7	.894
Nonconference	45	44	2	.957
Postseason	9	7	2	.778

WHAT ARE THEY DOING NOW

- As mentioned earlier in the notes, the Hokies had three players that are playing in the NBA or G-League, including Nickeil Alexander-Walker, Justin Robinson and Ahmed Hill.
- Alexander-Walker, who was an All-ACC selection a year ago, was selected in the first round of the NBA Draft, becoming the second-ever in school history. He now stars with the New Orleans Pelicans. Justin Robinson, Tech's all-time assists career leader, plays with the Washington Wizards and their G-League affiliate (Capital City Go-Go) and has gone back and forth so far this season.
- Hill, who was vital in Tech's run to the Sweet 16 last season, signed a two-way deal with the Charlotte Hornets and their G-League affiliate (Greensboro Swarm) this summer. But has recently been waived by the Hornets and now the Phoenix Suns have acquired his rights, with Hill now playing for the NAZ Suns, who are located in Prescott Valley, Arizona. He had 16 points his first game.

BOUNCE BACK TIME

- When Mike Young loses a basketball game, it rarely spills into the next game, with his teams bouncing back with a W, especially over the last five years with him owning a .685 winning clip by going 37-17.
- Young went 4-0 last year after a loss and 9-3 the year prior with the Terriers.
- With a young Hokie roster, this will be critical.

Season	G	W	L	Pct.
2002-03	14	7	7	.500
2003-04	19	7	12	.368
2004-05	13	5	8	.385
2005-06	17	8	9	.471
2006-07	19	6	13	.316
2007-08	15	7	8	.467
2008-09	13	8	5	.615
2009-10	8	5	3	.625
2010-11	12	9	3	.750
2011-12	13	8	5	.615
2012-13	18	9	9	.500
2013-14	12	7	5	.583
2014-15	6	5	1	.833
2015-16	16	9	7	.563
2016-17	16	10	6	.625
2017-18	12	9	3	.750
2018-19	4	4	0	1.000
Total	227	123	104	.542

SELLING OUT CASSELL

- Virginia Tech ACC home games against Virginia, Wake Forest, Syracuse, Duke, Louisville, Georgia Tech and Miami (Fla.) sold out in 2018-19, as well as the Central Connecticut State game was a sell out, too.
- The Hokies sold out nine games in the 2017-18 season, including seven of the nine home ACC games, a mark that equaled 2018-19.
- The Hokies have sold out two games this season, including their home opener against Coppin State on Nov. 8 and their game versus Lehigh on Nov. 16.

ABOUT ATTENDANCE

- Last season, the Hokies saw increased attendance at Cassell, with Tech averaging 8,237 per game — up more than 1,500 fans per game from three years ago — and the largest attendance since the 2010-11 season.
- Eight games sold out, including seven ACCs.
- The Hokies averaged 8,882 for home ACC games, almost 400 fans per game ahead of the previous season.

604 IN CASSELL

- After the win over Miami (Fla.) on Senior Night to close its 2018-19 homestand, the Hokies have a 604-196 overall record in Cassell Coliseum, for a .755 winning percentage.
- The win over Florida State in 2011 was the 500th victory in Cassell and the win over Georgia Tech in 2018-19 was the 600th victory in the building.
- Tech went 14-2 in 2018-19 on its home court, which is tied for the fourth-most wins in a season at Cassell.
- Below are the most wins in Cassell Coliseum history in a season.

Record	Year	Coach
17-2	2009-10	Seth Greenberg
16-1	1982-83	Charles Moir
15-2	2016-17	Buzz Williams
14-0	1975-76	Don DeVoe
14-1	1994-95	Bill Foster
14-2	2018-19	Buzz Williams
14-3	2007-08	Seth Greenberg
14-4	2017-18	Buzz Williams
14-5	2015-16	Buzz Williams

NBA & G-LEAGUE

NOT TOO SHABBY

- Nickeil Alexander-Walker has left his mark on Virginia Tech and has made a name for himself at the next level with the New Orleans Pelicans.
- A first-round draft pick this past summer, the Toronto native has played in 15 games for the Pels this NBA season.
- Now as a role player getting roughly 15 minutes off the bench, Alexander-Walker is finding his groove as his numbers have seen an uptick as of late, scoring a career-high 27 points against the Miami Heat on Saturday, Nov. 16. He followed it up the next game on Sunday, Nov. 17 with 19 points, five rebounds and four assists versus the Warriors.
- The guard had a big summer with the team, starring on its NBA Summer League squad with having numerous 20-point performance in Las Vegas.



Season	G	P	R	A	B	S	FG%	M
2019-20	15	6.7	2.3	2.3	0.1	0.3	32.7	15.1

HANGIN' IN

- It's been a little bit of a whirlwind for Tech alums Justin Robinson and Ahmed Hill, with both each going up and down and all around on their quest to solidifying a roster spot in the NBA.
- Robinson, who signed as an undrafted free agent after the NBA Draft concluded in the early morning with the Washington Wizards, has gone up and down on numerous occasions the last couple weeks with the Wizards and Capital City Go-Go.
- Hill signed with the Hornets this summer on a two-way deal, but was released last month. However, he has landed nicely on his feet, with now playing on the NAZ Suns, the G-League affiliate of the Phoenix Suns.



PROGRAM HISTORY

First Year	1908
All-Time Record	1,474-1,215 (.548)
Conference Record	453-626 (.420)
Televised Games	234-216 (.520)
Overtime Games	68-51 (.571)
VT Ranked	86-42 (.672)
NCAA Tournaments	9 (most recent 2018-19)
NIT Appearances	13 (most recent 2015-16)
Most wins	2018-19 (26-9)
Highest AP Ranking	No. 8 (1995)

CASELL COLISEUM

Capacity	9,275
Seasons in Use	59th season
Tech Record	606-196 (.756)
ACC Record	72-55 (.567)
vs. Nonconference	417-71 (.855)
vs. Ranked Teams	24-52 (.316)

'19 RECRUITING CLASS

- Coach Mike Young signed his first recruiting class in Blacksburg and it sure was a goodie, getting two ESPN top 100 players.
- The class, made up of two consensus four-star guards, ranks No. 35 in the country according to 247 Sports and No. 33 on Rivals.
- Darius Maddox (top) preps at Oak Hill Academy, a place heq will have a one-year stint at after scoring over 350 points at St. John's High School and leading them to a 27-12 record and top-10 ranking in the state.
- Joe Bamisile (bottom) plays at Monacan High School, where he averaged 28 points, seven rebounds and two assists last year, earning VHSL All-state honors and the Region 4B Co-Player of the Year.
- Maddox ranks No. 93 and Bamisile sits at No. 64 on ESPN's recruiting site.



PLAYER HIGHS & LOWS

Virginia Tech - INDIVIDUAL GAME HIGHS

POINTS	30	Landers Nolley II - at Clemson (11/05/19)
	27	Landers Nolley II - Lehigh (11/16/19)
	23	Landers Nolley II - USC Upstate (11/13/19)
	22	Landers Nolley II - vs Michigan St. (11/25/19)
	20	Nahiem Alleyne - Delaware St. (11/20/19)
FIELD GOALS MADE	12	Landers Nolley II - at Clemson (11/05/19)
	10	Landers Nolley II - Lehigh (11/16/19)
FIELD GOAL ATTEMPTS	23	Landers Nolley II - at Clemson (11/05/19)
	19	Landers Nolley II - Lehigh (11/16/19)
FIELD GOAL PERCENTAGE (min 5 made)	.833 (5-6)	P.J. Horne - vs Michigan St. (11/25/19)
	.750 (6-8)	P.J. Horne - Lehigh (11/16/19)
	.750 (6-8)	Nahiem Alleyne - Coppin St. (11/08/19)
3 PT FG MADE	7	Landers Nolley II - Lehigh (11/16/19)
	5	Jalen Cone - Delaware St. (11/20/19)
	5	Nahiem Alleyne - Delaware St. (11/20/19)
	5	Isaiah Wilkins - Delaware St. (11/20/19)
3 PT FG ATTEMPTS	12	Landers Nolley II - Lehigh (11/16/19)
	9	Nahiem Alleyne - Delaware St. (11/20/19)
3 PT FG PERCENTAGE (min 2 made)	1.000 (3-3)	Jalen Cone - USC Upstate (11/13/19)
	1.000 (2-2)	P.J. Horne - vs Michigan St. (11/25/19)
FREE THROWS MADE	8	Landers Nolley II - vs Michigan St. (11/25/19)
	5	Wabissa Bede - vs Michigan St. (11/25/19)
	5	Landers Nolley II - Coppin St. (11/08/19)
	5	Nahiem Alleyne - at Clemson (11/05/19)
FREE THROW ATTEMPTS	9	Wabissa Bede - vs Michigan St. (11/25/19)
	8	Landers Nolley II - vs Michigan St. (11/25/19)
FREE THROW PERCENTAGE (min 3 made)	1.000 (8-8)	Landers Nolley II - vs Michigan St. (11/25/19)
	.833 (5-6)	Nahiem Alleyne - at Clemson (11/05/19)
REBOUNDS	11	Tyrece Radford - Lehigh (11/16/19)
	9	Wabissa Bede - Coppin St. (11/08/19)
ASSISTS	10	Wabissa Bede - Delaware St. (11/20/19)
	10	Wabissa Bede - Coppin St. (11/08/19)
STEALS	3	Landers Nolley II - vs Michigan St. (11/25/19)
	3	Wabissa Bede - Lehigh (11/16/19)
BLOCKED SHOTS	2	Landers Nolley II - vs Michigan St. (11/25/19)
	2	Nahiem Alleyne - Delaware St. (11/20/19)
	2	John Ojiako - USC Upstate (11/13/19)
	2	Tyrece Radford - Coppin St. (11/08/19)
TURNOVERS	5	Landers Nolley II - Lehigh (11/16/19)
	5	Landers Nolley II - at Clemson (11/05/19)
FOULS	5	Isaiah Wilkins - at Clemson (11/05/19)
	4	Wabissa Bede - vs Michigan St. (11/25/19)
	4	John Ojiako - Delaware St. (11/20/19)

Opponent - INDIVIDUAL GAME HIGHS

POINTS	19	John Crosby - Delaware St. (11/20/19)
	18	Aaron Henry - vs Michigan St. (11/25/19)
	15	Everette Hammond - USC Upstate (11/13/19)
	15	Andrew Robinson - Coppin St. (11/08/19)
	15	John Newman III - at Clemson (11/05/19)
FIELD GOALS MADE	7	Aaron Henry - vs Michigan St. (11/25/19)
	7	John Crosby - Delaware St. (11/20/19)
FIELD GOAL ATTEMPTS	21	John Crosby - Delaware St. (11/20/19)
	17	Kamar McKnight - Coppin St. (11/08/19)
FIELD GOAL PERCENTAGE (min 5 made)	.625 (5-8)	Jeameril Wilson - Lehigh (11/16/19)
	.600 (6-10)	Ameer Bennett - Delaware St. (11/20/19)
3 PT FG MADE	3	John Crosby - Delaware St. (11/20/19)
	3	Andrew Robinson - Coppin St. (11/08/19)
3 PT FG ATTEMPTS	11	Andrew Robinson - Coppin St. (11/08/19)
	10	John Crosby - Delaware St. (11/20/19)
	10	Kamar McKnight - Coppin St. (11/08/19)
3 PT FG PERCENTAGE (min 2 made)	1.000 (2-2)	Omari Peek-Green - Delaware St. (11/20/19)
	.667 (2-3)	Gabe Brown - vs Michigan St. (11/25/19)
FREE THROWS MADE	7	Everette Hammond - USC Upstate (11/13/19)
	4	Jordan Cohen - Lehigh (11/16/19)
	4	John Newman III - at Clemson (11/05/19)
FREE THROW ATTEMPTS	7	Everette Hammond - USC Upstate (11/13/19)
	5	Jordan Cohen - Lehigh (11/16/19)
	5	Cartier Jernigan - USC Upstate (11/13/19)
	5	Chase Hunter - at Clemson (11/05/19)
FREE THROW PERCENTAGE (min 3 made)	1.000 (7-7)	Everette Hammond - USC Upstate (11/13/19)
	1.000 (4-4)	John Newman III - at Clemson (11/05/19)
REBOUNDS	15	Aamir Simms - at Clemson (11/05/19)
	14	Xavier Tillman - vs Michigan St. (11/25/19)
ASSISTS	4	John Crosby - Delaware St. (11/20/19)
	4	John Stansbury - Delaware St. (11/20/19)
	4	Dalvin White - USC Upstate (11/13/19)
STEALS	4	Dejuan Clayton - Coppin St. (11/08/19)
	2	Gabe Brown - vs Michigan St. (11/25/19)
	2	Jakob Alamudun - Lehigh (11/16/19)
	2	Reggie James - Coppin St. (11/08/19)
BLOCKED SHOTS	2	Aaron Henry - vs Michigan St. (11/25/19)
	1	Omari Peek-Green - Delaware St. (11/20/19)
	1	Evan Taylor - Lehigh (11/16/19)
	1	Bryson Mozone - USC Upstate (11/13/19)
	1	Everette Hammond - USC Upstate (11/13/19)
	1	Brendan Medley-Bacon - Coppin St. (11/08/19)
	1	Tevin Mack - at Clemson (11/05/19)
	1	Khavon Moore - at Clemson (11/05/19)
TURNOVERS	5	Xavier Tillman - vs Michigan St. (11/25/19)
	5	Jeameril Wilson - Lehigh (11/16/19)
FOULS	5	Malik Hall - vs Michigan St. (11/25/19)
	5	Tevin Mack - at Clemson (11/05/19)

SPECIALITY STATS

Opponent	Date	Second Chance Points	Points in the Paint	Fastbreak Points	Points off Turnovers	Bench Points
Clemson (W, 67-60)	Nov. 5	10	16	11	3	18
Coppin State (W, 74-42)	Nov. 8	7	22	9	18	26
USC Upstate (W, 80-57)	Nov. 13	4	26	5	18	26
Lehigh (W, 79-53)	Nov. 16	10	26	8	26	21
Delaware State (W, 100-64)	Nov. 20	15	22	15	16	49
No. 3 Michigan State (W, 71-66)	Nov. 25	6	22	9	20	16



CATEGORY LEADERS

Points				
##	Player	G	Pts	Pts/G
2	Nolley II, Landers	6	123	20.5
4	Alleyne, Nahiem	6	73	12.2
14	Horne, P.J.	6	59	9.8
15	Cone, Jalen	6	46	7.7
0	Cattoor, Hunter	6	43	7.2
3	Bede, Wabissa	6	37	6.2
23	Radford, Tyrece	6	37	6.2
1	Wilkins, Isaiah	6	32	5.3
21	Ojiako, John	6	21	3.5

Scoring Average				
##	Player	G	Pts	Pts/G
2	Nolley II, Landers	6	123	20.5
4	Alleyne, Nahiem	6	73	12.2
14	Horne, P.J.	6	59	9.8
15	Cone, Jalen	6	46	7.7
0	Cattoor, Hunter	6	43	7.2
3	Bede, Wabissa	6	37	6.2
23	Radford, Tyrece	6	37	6.2
1	Wilkins, Isaiah	6	32	5.3
21	Ojiako, John	6	21	3.5

Free Throw Percentage				
##	Player	Made	Att	Pct
4	Alleyne, Nahiem	15	19	.789
2	Nolley II, Landers	18	23	.783
23	Radford, Tyrece	5	7	.714
21	Ojiako, John	5	7	.714
15	Cone, Jalen	2	3	.667
3	Bede, Wabissa	8	15	.533
14	Horne, P.J.	1	2	.500
1	Wilkins, Isaiah	1	3	.333

Free Throw Attempts				
##	Player	G	Att	Att/G
2	Nolley II, Landers	6	23	3.8
4	Alleyne, Nahiem	6	19	3.2
3	Bede, Wabissa	6	15	2.5
23	Radford, Tyrece	6	7	1.2
21	Ojiako, John	6	7	1.2

Field Goal Percentage				
##	Player	FG	Att	Pct
23	Radford, Tyrece	16	23	.696
14	Horne, P.J.	24	39	.615
15	Cone, Jalen	16	28	.571
21	Ojiako, John	8	14	.571
2	Nolley II, Landers	42	86	.488
4	Alleyne, Nahiem	22	51	.431
0	Cattoor, Hunter	16	38	.421
3	Bede, Wabissa	13	35	.371
1	Wilkins, Isaiah	12	39	.308

Field Goal Attempts				
##	Player	G	Att	Att/G
2	Nolley II, Landers	6	86	14.3
4	Alleyne, Nahiem	6	51	8.5
14	Horne, P.J.	6	39	6.5
1	Wilkins, Isaiah	6	39	6.5
0	Cattoor, Hunter	6	38	6.3

Rebounds				
##	Player	G	Reb	Reb/G
23	Radford, Tyrece	6	36	6.0
3	Bede, Wabissa	6	30	5.0
2	Nolley II, Landers	6	28	4.7
1	Wilkins, Isaiah	6	28	4.7
14	Horne, P.J.	6	28	4.7

Free Throws Made				
##	Player	G	Made	Made/G
2	Nolley II, Landers	6	18	3.0
4	Alleyne, Nahiem	6	15	2.5
3	Bede, Wabissa	6	8	1.3
23	Radford, Tyrece	6	5	0.8
21	Ojiako, John	6	5	0.8

3-Point FG Percentage				
##	Player	3FG	Att	Pct
15	Cone, Jalen	12	19	.632
14	Horne, P.J.	10	19	.526
2	Nolley II, Landers	21	43	.488
4	Alleyne, Nahiem	14	31	.452
0	Cattoor, Hunter	11	29	.379
1	Wilkins, Isaiah	7	23	.304
3	Bede, Wabissa	3	13	.231

Field Goals Made				
##	Player	G	Made	Made/G
2	Nolley II, Landers	6	42	7.0
14	Horne, P.J.	6	24	4.0
4	Alleyne, Nahiem	6	22	3.7
0	Cattoor, Hunter	6	16	2.7
15	Cone, Jalen	6	16	2.7

Assists				
##	Player	G	Ast	Ast/G
3	Bede, Wabissa	6	45	7.5
2	Nolley II, Landers	6	16	2.7
0	Cattoor, Hunter	6	13	2.2
1	Wilkins, Isaiah	6	12	2.0
4	Alleyne, Nahiem	6	8	1.3

Rebounds Average				
##	Player	G	Reb	Reb/G
23	Radford, Tyrece	6	36	6.0
3	Bede, Wabissa	6	30	5.0
2	Nolley II, Landers	6	28	4.7
1	Wilkins, Isaiah	6	28	4.7
14	Horne, P.J.	6	28	4.7

Steals				
##	Player	G	Stl	Stl/G
2	Nolley II, Landers	6	9	1.5
3	Bede, Wabissa	6	7	1.2
23	Radford, Tyrece	6	5	0.8
0	Cattoor, Hunter	6	4	0.7
4	Alleyne, Nahiem	6	4	0.7

Offensive Rebounds				
##	Player	G	OReb	OReb/G
23	Radford, Tyrece	6	14	2.3
14	Horne, P.J.	6	10	1.7
21	Ojiako, John	6	9	1.5
1	Wilkins, Isaiah	6	7	1.2
2	Nolley II, Landers	6	1	0.2

Blocked Shots				
##	Player	G	Blk	Blk/G
21	Ojiako, John	6	5	0.8
2	Nolley II, Landers	6	4	0.7
3	Bede, Wabissa	6	3	0.5
23	Radford, Tyrece	6	3	0.5
0	Cattoor, Hunter	6	3	0.5

Defensive Rebounds				
##	Player	G	DReb	DReb/G
3	Bede, Wabissa	6	30	5.0
2	Nolley II, Landers	6	27	4.5
23	Radford, Tyrece	6	22	3.7
1	Wilkins, Isaiah	6	21	3.5
0	Cattoor, Hunter	6	20	3.3

Minutes				
##	Player	G	Min	Min/G
2	Nolley II, Landers	6	182	30:15
3	Bede, Wabissa	6	161	26:49
4	Alleyne, Nahiem	6	157	26:12
14	Horne, P.J.	6	154	25:41
0	Cattoor, Hunter	6	147	24:31

Fouls				
##	Player	G	PF	PF/G
3	Bede, Wabissa	6	12	2.0
14	Horne, P.J.	6	11	1.8
15	Cone, Jalen	6	11	1.8
1	Wilkins, Isaiah	6	10	1.7
23	Radford, Tyrece	6	8	1.3

Turnovers				
##	Player	G	TO	TO/G
2	Nolley II, Landers	6	20	3.3
3	Bede, Wabissa	6	10	1.7
14	Horne, P.J.	6	9	1.5
15	Cone, Jalen	6	9	1.5
1	Wilkins, Isaiah	6	5	0.8

Foul Outs		
##	Player	FO
1	Wilkins, Isaiah	1

POINTS, REBOUNDS & ASSISTS GAME-BY-GAME

Opponent	Date	Score	0 CATTOOR,HU	1 WILKINS,IS	2 NOLLEY II,	3 BEDE,WABIS	4 ALLEYNE,NA	11 PALMER,BRE
at Clemson	11/05/19	67-60 W	0-4-0	4-6-2	30-5-0	7-8-6	11-3-1	DNP
Coppin St.	11/08/19	74-42 W	5-8-3	7-7-0	11-7-1	3-9-10	18-2-0	0-1-0
USC Upstate	11/13/19	80-57 W	9-0-1	2-4-2	23-6-3	7-2-8	9-2-4	DNP
Lehigh	11/16/19	79-53 W	11-1-2	2-4-0	27-5-4	4-3-6	5-2-1	DNP
Delaware St.	11/20/19	100-64 W	8-6-4	15-6-7	10-1-3	5-5-10	20-4-1	DNP
vs Michigan St.	11/25/19	71-66 W	10-2-3	2-1-1	22-4-5	11-3-5	10-3-1	DNP
Opponent	Date	Score	14 HORNE,P.J.	15 CONE,JALEN	21 OJIAKO,JOH	23 RADFORD,TY	24 JOHNSON,BR	
at Clemson	11/05/19	67-60 W	8-7-2	3-1-0	0-1-0	4-4-0	DNP	
Coppin St.	11/08/19	74-42 W	9-3-2	5-1-0	6-2-0	10-8-1	0-1-0	
USC Upstate	11/13/19	80-57 W	9-4-0	11-1-0	4-3-0	6-4-1	DNP	
Lehigh	11/16/19	79-53 W	14-5-0	8-1-4	0-2-0	8-11-2	0-1-0	
Delaware St.	11/20/19	100-64 W	7-2-1	17-1-1	9-7-0	9-8-2	0-0-0	
vs Michigan St.	11/25/19	71-66 W	12-7-1	2-2-0	2-2-0	0-1-0	DNP	



TEAM HIGHS & LOWS

Virginia Tech - GAME HIGHS

POINTS	100	Delaware St. (11/20/19)
	80	USC Upstate (11/13/19)
	79	Lehigh (11/16/19)
	74	Coppin St. (11/08/19)
	71	vs Michigan St. (11/25/19)
FIELD GOALS MADE	35	Delaware St. (11/20/19)
	31	Lehigh (11/16/19)
	31	USC Upstate (11/13/19)
FIELD GOAL ATTEMPTS	65	Lehigh (11/16/19)
	62	Delaware St. (11/20/19)
FIELD GOAL PERCENTAGE	.565 (35-62)	Delaware St. (11/20/19)
	.534 (31-58)	USC Upstate (11/13/19)
3 PT FG MADE	21	Delaware St. (11/20/19)
	14	Lehigh (11/16/19)
3 PT FG ATTEMPTS	37	Delaware St. (11/20/19)
	37	Lehigh (11/16/19)
3 PT FG PERCENTAGE	.568 (21-37)	Delaware St. (11/20/19)
	.481 (13-27)	USC Upstate (11/13/19)
FREE THROWS MADE	15	vs Michigan St. (11/25/19)
	14	at Clemson (11/05/19)
FREE THROW ATTEMPTS	22	vs Michigan St. (11/25/19)
	20	at Clemson (11/05/19)
FREE THROW PERCENTAGE	.750 (9-12)	Coppin St. (11/08/19)
	.750 (3-4)	Lehigh (11/16/19)
REBOUNDS	49	Coppin St. (11/08/19)
	44	at Clemson (11/05/19)
ASSISTS	29	Delaware St. (11/20/19)
	19	Lehigh (11/16/19)
	19	USC Upstate (11/13/19)
STEALS	8	vs Michigan St. (11/25/19)
	8	Lehigh (11/16/19)
BLOCKED SHOTS	6	vs Michigan St. (11/25/19)
	6	USC Upstate (11/13/19)
TURNOVERS	15	Coppin St. (11/08/19)
	13	at Clemson (11/05/19)
FOULS	16	vs Michigan St. (11/25/19)
	15	at Clemson (11/05/19)

Opponent - GAME HIGHS

POINTS	66	vs Michigan St. (11/25/19)
	64	Delaware St. (11/20/19)
	60	at Clemson (11/05/19)
	57	USC Upstate (11/13/19)
	53	Lehigh (11/16/19)
FIELD GOALS MADE	26	Delaware St. (11/20/19)
	24	vs Michigan St. (11/25/19)
FIELD GOAL ATTEMPTS	71	Coppin St. (11/08/19)
	64	at Clemson (11/05/19)
FIELD GOAL PERCENTAGE	.419 (26-62)	Delaware St. (11/20/19)
	.407 (24-59)	vs Michigan St. (11/25/19)
3 PT FG MADE	9	Delaware St. (11/20/19)
	8	vs Michigan St. (11/25/19)
3 PT FG ATTEMPTS	39	Coppin St. (11/08/19)
	29	at Clemson (11/05/19)
3 PT FG PERCENTAGE	.348 (8-23)	vs Michigan St. (11/25/19)
	.333 (9-27)	Delaware St. (11/20/19)
FREE THROWS MADE	14	USC Upstate (11/13/19)
	10	vs Michigan St. (11/25/19)
FREE THROW ATTEMPTS	18	USC Upstate (11/13/19)
	15	at Clemson (11/05/19)
FREE THROW PERCENTAGE	.800 (4-5)	Lehigh (11/16/19)
	.778 (14-18)	USC Upstate (11/13/19)
REBOUNDS	45	Coppin St. (11/08/19)
	43	vs Michigan St. (11/25/19)
ASSISTS	15	Delaware St. (11/20/19)
	14	Lehigh (11/16/19)
STEALS	8	Coppin St. (11/08/19)
	5	Delaware St. (11/20/19)
	5	Lehigh (11/16/19)
BLOCKED SHOTS	2	vs Michigan St. (11/25/19)
	2	USC Upstate (11/13/19)
	2	at Clemson (11/05/19)
TURNOVERS	19	Lehigh (11/16/19)
	16	vs Michigan St. (11/25/19)
	16	Coppin St. (11/08/19)
FOULS	20	vs Michigan St. (11/25/19)
	16	at Clemson (11/05/19)

Virginia Tech - GAME LOWS

POINTS	67	at Clemson (11/05/19)
	71	vs Michigan St. (11/25/19)
	74	Coppin St. (11/08/19)
	79	Lehigh (11/16/19)
	80	USC Upstate (11/13/19)
FIELD GOALS MADE	22	at Clemson (11/05/19)
	23	vs Michigan St. (11/25/19)
FIELD GOAL ATTEMPTS	52	vs Michigan St. (11/25/19)
	57	at Clemson (11/05/19)
FIELD GOAL PERCENTAGE	.386 (22-57)	at Clemson (11/05/19)
	.442 (23-52)	vs Michigan St. (11/25/19)
3 PT FG MADE	9	at Clemson (11/05/19)
	10	vs Michigan St. (11/25/19)
3 PT FG ATTEMPTS	21	vs Michigan St. (11/25/19)
	27	USC Upstate (11/13/19)
	27	at Clemson (11/05/19)
3 PT FG PERCENTAGE	.333 (11-33)	Coppin St. (11/08/19)
	.333 (9-27)	at Clemson (11/05/19)
FREE THROWS MADE	3	Lehigh (11/16/19)
	5	USC Upstate (11/13/19)
FREE THROW ATTEMPTS	4	Lehigh (11/16/19)
	7	USC Upstate (11/13/19)
FREE THROW PERCENTAGE	.643 (9-14)	Delaware St. (11/20/19)
	.682 (15-22)	vs Michigan St. (11/25/19)
REBOUNDS	27	vs Michigan St. (11/25/19)
	31	USC Upstate (11/13/19)
ASSISTS	11	at Clemson (11/05/19)
	16	vs Michigan St. (11/25/19)
STEALS	4	Delaware St. (11/20/19)
	4	at Clemson (11/05/19)
BLOCKED SHOTS	1	at Clemson (11/05/19)
	3	Delaware St. (11/20/19)
TURNOVERS	8	USC Upstate (11/13/19)
	9	vs Michigan St. (11/25/19)
FOULS	8	Lehigh (11/16/19)
	11	USC Upstate (11/13/19)

Opponent - GAME LOWS

POINTS	42	Coppin St. (11/08/19)
	53	Lehigh (11/16/19)
	57	USC Upstate (11/13/19)
	60	at Clemson (11/05/19)
	64	Delaware St. (11/20/19)
FIELD GOALS MADE	14	Coppin St. (11/08/19)
	20	USC Upstate (11/13/19)
FIELD GOAL ATTEMPTS	53	Lehigh (11/16/19)
	53	USC Upstate (11/13/19)
FIELD GOAL PERCENTAGE	.197 (14-71)	Coppin St. (11/08/19)
	.344 (22-64)	at Clemson (11/05/19)
3 PT FG MADE	3	USC Upstate (11/13/19)
	6	Coppin St. (11/08/19)
3 PT FG ATTEMPTS	22	Lehigh (11/16/19)
	23	vs Michigan St. (11/25/19)
3 PT FG PERCENTAGE	.120 (3-25)	USC Upstate (11/13/19)
	.154 (6-39)	Coppin St. (11/08/19)
FREE THROWS MADE	3	Delaware St. (11/20/19)
	4	Lehigh (11/16/19)
FREE THROW ATTEMPTS	5	Lehigh (11/16/19)
	7	Delaware St. (11/20/19)
FREE THROW PERCENTAGE	.429 (3-7)	Delaware St. (11/20/19)
	.600 (9-15)	at Clemson (11/05/19)
REBOUNDS	26	Delaware St. (11/20/19)
	28	Lehigh (11/16/19)
ASSISTS	6	Coppin St. (11/08/19)
	8	USC Upstate (11/13/19)
STEALS	3	vs Michigan St. (11/25/19)
	3	USC Upstate (11/13/19)
BLOCKED SHOTS	1	Delaware St. (11/20/19)
	1	Lehigh (11/16/19)
	1	Coppin St. (11/08/19)
TURNOVERS	8	at Clemson (11/05/19)
	12	Delaware St. (11/20/19)
FOULS	9	Lehigh (11/16/19)
	10	USC Upstate (11/13/19)





Mike YOUNG

- First season at Virginia Tech
- 18th as a head coach in Division I
- Produced three AP All-America selections at Wofford
- Took Wofford to five NCAA Tournament appearances

The Young File

PERSONAL

BORN: May 1, 1963
 HOMETOWN: Radford, Virginia
 FAMILY: Wife (Margaret), Children (Cooper & Davis)
 COACHING RECORD AT VIRGINIA TECH: 6-0 (1st year)
 CAREER HEAD COACHING RECORD: 305-244 (.556)

EDUCATION

Emory & Henry (1986)
 JOINED TECH STAFF: April 7, 2019
 YEARS OF COLLEGIATE HEAD COACHING: 18
 YEARS OF COLLEGIATE COACHING: 33

COACHING CAREER

Year	School
1986-88	Assistant Coach, Emory & Henry
1988-89	Assistant Coach, Radford
1989-02	Assistant Coach, Wofford
2002-19	Head Coach, Wofford
2019-present	Head Coach, Virginia Tech

ACCOMPLISHMENTS

Five NCAA Tournaments

2019, 2015, 2014, 2011, 2010

Five SoCon Tournament Championships

2019, 2015, 2014, 2011, 2010

Four SoCon Regular-Season Titles

2019, 2015, 2011, 2010

Two-time National Coach of the Year

2019 (Sporting News), 2010 (Hugh Durham)

Three AP All-America Selections

Fletcher Magee (2018-19) Karl Cochran (2014-15) Noah Dahlman (2009-10)

Four SoCon Player of the Years

Fletcher Magee (2017-18, 2018-19) Karl Cochran (2014-15) & Noah Dahlman (2009-10)

All-SoCon

24 selections (Coaches) 34 selections (media)

Mike Young begins his first season as the head men's basketball coach at Virginia Tech. The veteran head coach comes home to the New River Valley with a wealth of experience and the desire and focus to lead this Hokies program in its quest to be among the best in the ACC and the nation.

Since arriving in Blacksburg, Young has worked diligently to assemble a top-level coaching staff. Along with that staff, Young has devoted countless hours toward putting together a competitive roster for the 2019-20 season and making a noticeable impact on the always evolving national recruiting community.

The Radford, Virginia native joins the Hokies after a record-setting 17-year tenure as the head coach at Wofford. The Terriers posted a 30-5 overall record in 2018-19, including a perfect 18-0 mark in Southern Conference play, and registered a convincing 84-68 win over Seton Hall in the first round of the 2019 NCAA Tournament.

The 2019 Sporting News Coach of the Year, Young finished third in last season's Associated Press Coach of the Year voting behind Texas Tech's Chris Beard and Houston's Kelvin Sampson. In his 17 seasons at the helm as head coach of Wofford College, Young built the Terriers into one of the Southern Conference's preeminent programs and a perennial NCAA Tournament participant. He guided Wofford to five NCAA Tournament berths over the past 10 seasons and five Southern Conference championships. In addition to the on-court success of his teams, 100 percent of Young's student-athletes at Wofford who completed their eligibility graduated.

In addition to owning numerous coaching accolades, Young currently serves as a member of the NCAA's Men's Basketball Ethics Committee.

Young compiled a 299-244 (.551) overall record at Wofford and earned Southern Conference Coach of the Year honors four times (2010, 2014, 2015 and 2019). Under his guidance, the Terriers registered an impressive list of nonconference wins, including ones over the likes of Auburn, Cincinnati, Clemson, Georgia, Georgia Tech, NC State, Purdue, Seton Hall, South Carolina, Virginia Tech, Xavier and Wake Forest. Arguably the most compelling nonconference victory of his tenure at Wofford came on Dec. 20, 2017 when the Terriers faced then-No. 5 North Carolina at the Dean Smith Center in Chapel Hill, North Carolina and registered a 79-75 victory over head coach Roy Williams and the Tar Heels.

Prior to assuming the head coaching reins for the Terriers in 2002-03, Young was an assistant coach to current Wofford Director of Athletics Richard Johnson. Young came to Wofford after serving as a graduate assistant for one year under Oliver Purnell at Radford University.

A 1986 graduate of Emory & Henry College, he was a four-year letterman in basketball for coach Bob Johnson and the team captain his junior and senior seasons. He credits Johnson for having a major influence on his playing and coaching career.

Upon his graduation, Young became a full-time assistant coach for two years at Emory & Henry before moving on to Radford. Another of Young's mentors is Fletcher Arritt, longtime coach of Fork Union (Va.) Military Academy. Young played one season for him before attending Emory & Henry. In the summer of 2015, Young was inducted into the Emory & Henry College Sports Hall of Fame, as well as the Radford High School Hall of Fame.

Young and wife Margaret have a daughter, Cooper, a student at the University of the South, and a son, Davis, who is attending Blacksburg High School.





HUNTER CATTOOR (cuh-TOUR)

Freshman | 6-3 | 205
G | Orlando, Fla.

High School
Bishop Moore

Major: Business

0

AT THE RIM

- Has played in all six games, drawing one start.
- Played a career-high 30 minutes against No. 3 Michigan State, getting 10 points, two rebounds and three assists.
- Tallied eight points, six rebounds and a career-high four assists against Delaware State (11/20).
- Hit three 3-pointers for the second game in a row, racking up a career-high 11 points with one rebound, two assists, one block and a career-high two steals versus Lehigh (11/16).
- Hit a career-high three 3-pointers on his way to nine points against USC Upstate (11/13).
- Scored his first collegiate points against Coppin State (11/8) in the home opener, ending up with five points, while collecting a career-high eight rebounds, three assists and a steal.
- Started his first game at Tech, earning it at Clemson (11/5) in the opener, playing 27 minutes and recording four rebounds.
- Originally committed to Wofford, but signed with the Hokies after Virginia Tech's hiring of Mike Young.
- Four-year letterwinner at Bishop Moore High School under head coach Jim Yarbrough.
- FHSAA 6A first-team All-State and District Player of the Year.
- Averaged 18.9 points, 5.7 rebounds, 2.8 assists and 3.2 steals per game as a senior.
- Scored 1,420 career points in high school.
- A three-star on 247 Sports.
- Rated as the 42nd-best player in the state of Florida.
- Four-year team captain.
- Also played quarterback on Bishop Moore's football team for one season.

CAREER HIGHS

Statistic	Value
Points	11 vs Lehigh 11/16/19
Rebounds	8 vs Coppin St. 11/08/19
Assists	4 vs Delaware St. 11/20/19
Steals	2 vs Lehigh 11/16/19
Blocks	1 vs Coppin St. 11/08/19, vs Lehigh 11/16/19, vs Michigan St. 11/25/19
FG Made	4 vs Lehigh 11/16/19, vs Michigan St. 11/25/19
FG Attempts	8 vs Lehigh 11/16/19, vs Michigan St. 11/25/19
3FG Made	3 vs USC Upstate 11/13/19, vs Lehigh 11/16/19
3FG Attempts	7 vs Lehigh 11/16/19

GAME-BY-GAME STATS

Opponent	Date	GS	MIN	Total			3-Pointers			Free throws			Rebounds			PF	A	T/O	BLK	STL	PTS	AVG
				FG	FGA	PCT	3FG	3FGA	PCT	FT	FTA	PCT	OFF	DEF	TOT							
at Clemson	11/05/19	*	27:13	0-3	0.00	0-2	0.00	0-0	0.00	0	4	4	4.0	1	0	1	0	0	0	0	0.0	
Coppin St.	11/08/19	*	22:03	2-6	.333	1-5	.200	0-0	0.00	1	7	8	6.0	3	1	1	0	1	1	5	2.5	
USC Upstate	11/13/19		22:36	3-7	.429	3-6	.500	0-0	0.00	0	0	4	4.0	1	1	0	0	0	0	9	4.7	
Lehigh	11/16/19		21:54	4-8	.500	3-7	.429	0-0	0.00	0	1	1	3.3	0	2	0	1	2	11	6.3		
Delaware St.	11/20/19		23:07	3-6	.500	2-4	.500	0-0	0.00	0	6	6	3.8	1	4	0	0	0	0	8	6.6	
vs Michigan St.	11/25/19		30:13	4-8	.500	2-5	.400	0-0	0.00	0	2	2	3.5	3	3	0	1	1	10	7.2		
Totals			1 147:06	16-38	.421	11-29	.379	0-0	.000	1	20	21	3.5	6	13	3	3	4	43	7.2		

CAREER HIGHS

SEASON	TEAM	Field Goals			3-Point			F-Throws			Rebounds			Scoring										
		GP	GS	MIN	AVG	FG	FGA	FG%	3FG	3FGA	3FG%	FT	FTA	FT%	OFF	DEF	TOT	AVG	PF	FO	AST	TO	BLK	STL
2019-20	Hokies	6-1	147	24.5	16-38	.421	11-29	.379	0-0	.000	1	20	21	3.5	6-0	13	3	3	4	43	7.2			
TOTAL		6-1	147/24.5	16-38	.421	11-29	.379	0-0	.000	1	20	21	3.5	6-0	13	3	3	4	43	7.2				



ISAIAH WILKINS

Sophomore | 6-4 | 225
G | Winston-Salem, N.C.

High School
Mount Tabor

Major: Communications

1

AT THE RIM

- Has played in all six games, starting two contests.
- Turned in two points, one assist, one rebound and a steal in the win over No. 3 Michigan State (11/25).
- Turned in a season-high 15 points thanks to five 3-pointers, while collecting six rebounds and a career-high seven assists against Delaware State (11/20).
- Chipped in four rebounds, one block and two points versus Lehigh (11/16).
- Posted two points, four rebounds and two assists against USC Upstate (11/13).
- Tallied seven points, seven rebounds and a steal versus Coppin State (11/8) in the home opener.
- Recorded four points, six rebounds, two assists and a steal at Clemson (11/5) in the season opener.
- Played in 34 games, starting one of those (Central Connecticut State on Dec 1) in 2018-19.
- Registered two points, one rebound, two assists and a steal versus Duke in the Sweet 16.
- Scored in double figures for the second straight game for the first time of his career, posting 10 points and three rebounds vs. Miami (Fla) in the second round of the ACC Tournament.
- Dropped the second-most points of his career versus VMI, pouring in 13 while chipping in two rebounds and a steal.
- Opened the season with a career-high 21 points on 7-of-10 shooting with five triples, as well as three rebounds, one assist and one steal against Gardner-Webb.

CAREER HIGHS

Statistic	Value
Points	21 vs Gardner-Webb 11/09/18
Rebounds	8 vs Saint Francis (PA) 11/24/18
Assists	7 vs Delaware St. 11/20/19
Steals	2 vs South Carolina St. 12/09/18, vs Wake Forest 01/19/19
Blocks	2 vs Northeastern 11/16/18
FG Made	7 vs Gardner-Webb 11/09/18
FG Attempts	10 vs Gardner-Webb 11/09/18, vs Delaware St. 11/20/19
3FG Made	5 vs Gardner-Webb 11/09/18, vs Delaware St. 11/20/19
3FG Attempts	7 vs Gardner-Webb 11/09/18, vs Delaware St. 11/20/19
FT Made	3 at Notre Dame 02/23/19, vs Saint Francis (PA) 11/24/18, vs UMES 12/28/18
FT Attempts	4 4 times

GAME-BY-GAME STATS

Opponent	Date	GS	MIN	Total			3-Pointers			Free throws			Rebounds			PF	A	T/O	BLK	STL	PTS	AVG
				FG	FGA	PCT	3FG	3FGA	PCT	FT	FTA	PCT	OFF	DEF	TOT							
at Clemson	11/05/19	*	20:35	1-7	.143	1-5	.200	1-3	.333	4	2	6	6.0	5	2	2	0	1	4	4.0		
Coppin St.	11/08/19	*	23:15	3-8	.375	1-3	.333	0-0	0.00	1	6	7	6.5	2	0	3	0	1	7	5.5		
USC Upstate	11/13/19		19:37	1-5	.200	0-4	.000	0-0	0.00	0	4	4	5.7	1	2	0	0	0	2	4.3		
Lehigh	11/16/19		15:13	1-5	.200	0-3	.000	0-0	0.00	0	4	4	5.3	1	0	0	0	1	0	2	3.8	
Delaware St.	11/20/19		25:47	5-10	.500	5-7	.714	0-0	0.00	1	5	6	5.4	1	7	0	0	0	15	6.0		
vs Michigan St.	11/25/19		09:53	1-4	.250	0-1	.000	0-0	0.00	1	0	1	4.7	0	1	0	0	1	2	5.3		
Totals			2 114:20	12-39	.308	7-23	.304	1-3	.333	7	21	28	4.7	10	12	5	1	3	32	5.3		

CAREER STATS

SEASON	TEAM	Field Goals			3-Point			F-Throws			Rebounds			Scoring										
		GP	GS	MIN	AVG	FG	FGA	FG%	3FG	3FGA	3FG%	FT	FTA	FT%	OFF	DEF	TOT	AVG	PF	FO	AST	TO	BLK	STL
2018-19	Hokies	34-1	486	14.3	57-117	.487	22-54	.407	23-31	.742	31	47	7.8	2.3	37-0	20	20	2	18	15.9	4.7			
2019-20	Hokies	6-2	114/19.1	12-39	.308	7-23	.304	1-3	.333	7	21	28	4.7	10-1	12	5	1	3	32	5.3				
TOTAL		40-3	600/15.0	69-156	.442	29-77	.377	24-34	.706	38	68	106	2.7	47-1	32	25	3	21	191	4.8				



LANDERS NOLLEY II (NAH-lee)

Redshirt Freshman | 6-7 | 225
G/F | Atlanta, Ga.

High School
Langston Hughes

Major: Public Health

2

ACC Freshman of the Week (11/18/19)
2018-19 ACC Academic Honor Roll

AT THE RIM

- Has played in all six games, starting each contest.
- Has scored in double figures in all games this season.
- Had ice in his veins against No. 3 Michigan State, scoring five points the final 1:30 of the game to put Sparty away.
- Finished the MSU game with a game-high 22 points off of four 3s and a career-high eight free throws, going 8-for-8, while getting it done defensively as well, setting new career highs with three steals and two blocks.
- Hit the most 3-pointers by an ACC player this season, making seven triples on his way to 27 points, while collecting five rebounds, four assists and two steals versus Lehigh (11/16).
- Turned in the best debut by a freshman in Tech history, breaking the school record of most points in a debut with a career-high 30 points, while posting five boards and two steals.
- His 30 points were the fourth-most by an ACC freshman in a debut and were the most since Duke's R.J. Barrett (33) last year.
- Attended Langston Hughes High School in Fairburn, Georgia.
- Had 26 points and six rebounds in the 2017 state 6A title game, leading Langston Hughes to the first of two state titles.
- Won a 4A state championship with Curie High School in Chicago, Illinois as a sophomore, therefore leading his high school team to three consecutive state titles in two different states.
- His father, Landers Nolley Sr., played for Dale Brown at LSU.

CAREER HIGHS

Statistic	Value
Points	30 at Clemson 11/05/19
Rebounds	7 vs Coppin St. 11/08/19
Assists	5 vs Michigan St. 11/25/19
Steals	3 vs Michigan St. 11/25/19
Blocks	2 vs Michigan St. 11/25/19
FG Made	12 at Clemson 11/05/19
FG Attempts	23 at Clemson 11/05/19
3FG Made	7 vs Lehigh 11/16/19
3FG Attempts	12 vs Lehigh 11/16/19
FT Made	8 vs Michigan St. 11/25/19
FT Attempts	8 vs Michigan St. 11/25/19

GAME-BY-GAME STATS

Opponent	Date	GS	MIN	Total			3-Pointers			Free throws			Rebounds			PF	A	T/O	BLK	STL	PTS	AVG
				FG-FGA	PCT	3FG-3FGA	PCT	FT-FTA	PCT	OFF	DEF	TOT	AVG	PF	AST							
at Clemson	11/05/19	*	36:57	12-23	.522	4-8	.500	2-4	.500	1	4	5	5	0	3	0	5	0	2	30	30.0	
Coppin St.	11/08/19	*	26:20	3-10	.300	0-5	.000	5-7	.714	0	7	7	6	0	1	3	1	1	11	20.5		
USC Upstate	11/13/19	*	33:35	8-14	.571	4-7	.571	3-4	.750	0	6	6	6	0	3	2	0	1	23	21.3		
Lehigh	11/16/19	*	29:46	10-19	.526	7-12	.583	0-0	.000	0	5	5	5	8	2	4	5	1	2	27	22.8	
Delaware St.	11/20/19	*	18:25	4-8	.500	2-5	.400	0-0	.000	0	1	1	4	8	1	3	2	0	10	20.2		
vs Michigan St.	11/25/19	*	36:30	5-12	.417	4-6	.667	8-8	1.000	0	4	4	4	7	0	5	3	2	3	22	20.5	
Totals			6	181:33	42-86	.488	21-43	.488	18-23	.783	1	27	28	4.7	7	16	20	4	9	123	20.5	

CAREER STATS

SEASON	TEAM	GP-GS	MIN	AVG	FG-FGA	FG%	3FG-3FGA	3FG%	FT-FTA	FT%	OFF	DEF	TOT	AVG	PF	FO	AST	TO	BLK	STL	PTS	AVG
2019-20	Hokies	6-6	182:30.3	42-86	.488	21-43	.488	18-23	.783	1	27	28	4.7	7-0	16	20	4	9	123	20.5		
TOTAL		6-6	182:30.3	42-86	.488	21-43	.488	18-23	.783	1	27	28	4.7	7-0	16	20	4	9	123	20.5		



WABISSA BEDE (wa-BEE-sah BEE-dee)

Junior | 6-0 | 200
G | North Andover, Mass.

High School
Cushing Academy

Major: Communications

3

2018-19 ACC Academic Honor Roll

AT THE RIM

- Has played in all six games, starting each contest.
- Played his best offensive game yet this season, recording a season-high 11 points, three rebounds and five assists versus No. 3 Michigan State.
- Tied his career high of 10 assists against Delaware State (11/20), while tallying five rebounds and five points.
- Posted four points, three rebounds, six assists and a season-high three steals versus Lehigh (11/16).
- Tallied seven points, two rebounds, eight assists, one block and a steal versus USC Upstate (11/13).
- Had a near double-double against Coppin State (11/8) in the home opener, collecting two career highs with nine rebounds and 10 assists, while hitting a 3-pointer.
- Filled up the stat sheet at Clemson (11/5) in the season opener, recording seven points, eight rebounds, six assists and a block.
- Played in 35 games, starting 28 of those in 2018-19.
- Recorded 10 points, two rebounds and an assist against Duke in the Sweet 16.
- Posted back-to-back ACC best in scoring, turning in nine points, three rebounds, two assists and tied a career-high four steals at No 23/22 NC State.

CAREER HIGHS

Statistic	Value
Points	14 vs UMES 12/28/18
Rebounds	9 vs Coppin St. 11/08/19
Assists	10 vs Coppin St. 11/08/19, vs Delaware St. 11/20/19
Steals	4 vs Gardner-Webb 11/09/18, at Clemson 02/09/19, at NC State 02/02/19
Blocks	2 vs The Citadel 11/12/17
FG Made	5 vs UMES 12/28/18
FG Attempts	10 vs Michigan St. 11/25/19
3FG Made	4 vs UMES 12/28/18
3FG Attempts	5 vs Duke 02/26/19
FT Made	6 vs Houston Baptist 11/21/17
FT Attempts	9 vs Michigan St. 11/25/19


GAME-BY-GAME STATS

Opponent	Date	GS	MIN	Total			3-Pointers			Free throws			Rebounds			PF	A	T/O	BLK	STL	PTS	AVG
				FG-FGA	PCT	3FG-3FGA	PCT	FT-FTA	PCT	OFF	DEF	TOT	AVG	PF	AST							
at Clemson	11/05/19	*	31:44	2-4	.500	0-1	.000	3-4	.750	0	8	8	8.0	3	6	3	1	0	7	7.0		
Coppin St.	11/08/19	*	24:15	1-4	.250	1-3	.333	0-0	.000	0	9	9	8.5	2	10	2	0	2	3	5.0		
USC Upstate	11/13/19	*	25:44	3-8	.375	1-2	.500	0-0	.000	0	2	2	6.3	2	8	2	1	1	7	5.7		
Lehigh	11/16/19	*	25:14	2-6	.333	0-2	.000	0-0	.000	0	3	3	5.5	1	6	1	0	3	4	5.3		
Delaware St.	11/20/19	*	23:15	2-3	.667	1-2	.500	0-2	.000	0	5	5	5.4	0	10	0	0	1	5	5.2		
vs Michigan St.	11/25/19	*	30:43	3-10	.300	0-3	.000	5-9	.556	0	3	3	5.0	4	5	2	1	0	11	6.2		
Totals			6	160:55	13-35	.371	3-13	.231	8-15	.533	0	30	30	5.0	12	45	10	3	7	37	6.2	

CAREER STATS

SEASON	TEAM	GP-GS	MIN	AVG	FG-FGA	FG%	3FG-3FGA	3FG%	FT-FTA	FT%	OFF	DEF	TOT	AVG	PF	FO	AST	TO	BLK	STL	PTS	AVG
2017-18	Hokies	28-0	233:8.3	25-51	.490	9-17	.529	11-18	.611	4	20	24	0.9	27-1	23	9	3	7	70	2.5		
2018-19	Hokies	35-26	886:25.3	51-127	.402	23-65	.354	7-13	.538	8	78	86	2.5	58-0	82	37	3	38	132	3.8		
2019-20	Hokies	6-6	161:26.8	13-35	.371	3-13	.231	8-15	.533	0	30	30	5.0	12-0	45	10	3	7	37	6.2		
TOTAL		69-32	1280:18.6	89-213	.418	35-95	.368	26-46	.565	12	128	140	2.0	97-1	150	56	9	52	239	3.5		





NAHIEM ALLEYNE (na-HEEM ah-LEAN)

Freshman | 6-3 | 195
G | Buford, Ga.

High School
Mountain View

Major: University Studies

4

AT THE RIM

- Has played in all six games, drawing five starts.
- Posted 10 points, three rebounds and a career-high two steals in the win over No. 3 Michigan State (11/25).
- Registered a career-high 20 points, including 15 of those off of five triples, four rebounds, one assist, two blocks and a steal against Delaware State (11/20).
- Had five points and two rebounds versus Lehigh (11/16).
- Played more of a distributor role against USC Upstate (11/13), dishing out a career-high four assists while collecting nine points, two rebounds and a block.
- In his first career start, dropped a career-high 18 points thanks to four 3-pointers, while getting two rebounds against Coppin State (11/8) in the home opener.
- On his first two shots in college, buried two 3-pointers and would end up with 11 points, while collecting three rebounds, one assist and a steal at Clemson (11/5) in the season opener.
- Two-year letterwinner at Mountain View High School under head coach BJ Roy.
- GHSA All-State.
- All-Region.
- Averaged 17.2 points per game and made 63 three-pointers in the 2018-19 season.
- A three-star on 247 Sports.
- Ranked as the 21st-best player in the state of Georgia.

CAREER HIGHS

Statistic	Value
Points	20 vs Delaware St. 11/20/19
Rebounds	4 vs Delaware St. 11/20/19
Assists	4 vs USC Upstate 11/13/19
Steals	2 vs Michigan St. 11/25/19
Blocks	2 vs Delaware St. 11/20/19
FG Made	7 vs Delaware St. 11/20/19
FG Attempts	11 vs Delaware St. 11/20/19
3FG Made	5 vs Delaware St. 11/20/19
3FG Attempts	9 vs Delaware St. 11/20/19
FT Made	5 at Clemson 11/05/19
FT Attempts	6 at Clemson 11/05/19

GAME-BY-GAME STATS

Opponent	Date	GS	MIN	Total	3-Pointers	Free throws	Rebounds	Scoring												
				FG-FGA	PCT	3FG-3FGA	PCT	FT-FTA	FT%	OFF	DEF	TOT	AVG	PF	A	T/O	BLK	STL	PTS	AVG
at Clemson	11/05/19		22:44	2-9	.222	2-6	.333	5-6	.833	0	3	3	3.0	1	1	1	0	1	11	11.0
Coppin St.	11/08/19	*	23:28	6-8	.750	4-6	.667	2-2	1.000	0	2	2	2.5	0	0	1	0	0	18	14.5
USC Upstate	11/13/19	*	25:13	3-6	.500	1-3	.333	2-3	.667	0	2	2	2.3	0	4	0	1	0	9	12.7
Lehigh	11/16/19	*	20:43	1-7	.143	0-3	.000	3-4	.750	0	2	2	2.3	0	1	0	0	0	5	10.8
Delaware St.	11/20/19	*	31:15	7-11	.636	5-9	.556	1-1	1.000	0	4	4	2.6	0	1	0	2	1	20	12.6
vs Michigan St.	11/25/19	*	33:51	3-10	.300	2-4	.500	2-3	.667	0	3	3	2.7	2	1	0	0	2	10	12.2
Totals		5	157:14	22-51	.431	14-31	.452	15-19	.789	0	16	16	2.7	3	8	2	3	4	73	12.2

CAREER STATS

SEASON	TEAM	GP-GS	MIN	AVG	Field Goals	3-Point	F-Throws	Rebounds	Scoring												
					FG-FGA	FG%	3FG-FGA	3FG%	FT-FTA	FT%	OFF	DEF	TOT	AVG	PF	FO	AST	BLK	STL	PTS	AVG
2019-20	Hokies	6-5	157:26.2	22-51	.431	14-31	.452	15-19	.789	0	16	16	2.7	3-0	8	2	3	4	73	12.2	
TOTAL		6-5	157:26.2	22-51	.431	14-31	.452	15-19	.789	0	16	16	2.7	3-0	8	2	3	4	73	12.2	



JONATHAN KABONGO (kuh-BONGO)

Sophomore | 6-4 | 195
G | Toronto, Canada

High School
Thornlea Secondary

Major: Creative Writing

10

AT THE RIM

- Has yet to see action.
- Played in 21 games in 2018-19.
- Hit a 3-pointer, pulled down two rebounds and swatted a shot against Miami (Fla) in the second round of the ACC Tournament.
- Tied a career high and scored an ACC-high six points at Pitt, while collecting ACC highs in three categories—two rebounds, one assist and a steal in his second-most minutes of the season with 13.
- Scored his first points in ACC action, coming off the bench in the final minute and making a layup versus Syracuse.
- Played in his first league game against Wake Forest .
- Scored his first points as a Hokie against Central Connecticut State, nailing a 3-pointer.
- Played in the season opener against Gardner-Webb, earning his first assist.

CAREER HIGHS

Statistic	Value
Points	6 at Pittsburgh 02/16/19, vs UMES 12/28/18
Rebounds	2 at Pittsburgh 02/16/19, vs Northeastern 11/16/18, vs Miami (FL) 03/13/19
Assists	1 4 times
Steals	1 at Notre Dame 02/23/19, at Pittsburgh 02/16/19, vs South Carolina St. 12/09/18
Blocks	1 vs Miami (FL) 03/13/19
FG Made	2 at Pittsburgh 02/16/19, vs UMES 12/28/18
FG Attempts	5 vs UMES 12/28/18
3FG Made	2 at Pittsburgh 02/16/19
3FG Attempts	4 vs Central Conn. St. 12/01/18, vs UMES 12/28/18
FT Made	1 vs Virginia 02/18/19, vs UMES 12/28/18
FT Attempts	2 vs UMES 12/28/18

GAME-BY-GAME STATS

CAREER STATS

SEASON	TEAM	GP-GS	MIN	AVG	Field Goals	3-Point	F-Throws	Rebounds	Scoring												
					FG-FGA	FG%	3FG-FGA	3FG%	FT-FTA	FT%	OFF	DEF	TOT	AVG	PF	FO	AST	BLK	STL	PTS	AVG
2018-19	Hokies	21-0	102:4.8	11-28	.393	7-22	.318	2-4	.500	0	12	12	0.6	10-0	4	4	1	3	31	1.5	
TOTAL		21-0	102:4.8	11-28	.393	7-22	.318	2-4	.500	0	12	12	0.6	10-0	4	4	1	3	31	1.5	





BRENDAN PALMER

Sophomore | 6-4 | 195
G | Winston-Salem, N.C.

High School
Forsyth Country Day

Major: Public Health

11

2018-19 ACC Academic Honor Roll

AT THE RIM

- Has played in one game.
- Came in off the bench in the final two minutes against Coppin State (11/8) in the home opener, earning his first career rebound and a steal.
- Appeared in four games in the 2018-19 season.
- Played in his first ACC game against Miami (Fl.).
- Appeared versus Central Connecticut State.
- Came in against St. Francis (Pa.).
- College debut was versus Northeastern.
- Member of the National Honor Society.
- Lettered previous season at Calvary Day School, where he also ran track.

CAREER HIGHS


Statistic	Value
Rebounds	1 vs Coppin St. 11/08/19
Steals	1 vs Coppin St. 11/08/19
FG Attempts	2 vs Coppin St. 11/08/19
3FG Attempts	2 vs Coppin St. 11/08/19

GAME-BY-GAME STATS

Opponent	Date	GS	MIN	Total		3-Pointers		Free throws		Rebounds			PF	A	T/O	BLK	STL	PTS	AVG	
				FG-FGA	PCT	3FG-FGA	PCT	FT-FTA	PCT	OFF	DEF	TOT								AVG
Coppin St.	11/08/19		02:09	0-2	.000	0-2	.000	0-0	.000	0	1	1	1.0	0	0	0	0	1	0	0.0
Totals		0	02:09	0-2	.000	0-2	.000	0-0	.000	0	1	1	1.0	0	0	0	0	1	0	0.0

CAREER STATS

SEASON	TEAM	GP-GS	MIN	Field Goals		3-Point		F-Throws		Rebounds			Scoring							
				FG-FGA	FG%	3FG-FGA	3FG%	FT-FTA	FT%	OFF	DEF	TOT	AVG	PF	AST	T/O	BLK	STL	PTS	AVG
2018-19	Hokies	4-0	3/0.7	0-0	.000	0-0	.000	0-0	.000	0	0	0	0.0	0-0	0	0	0	0	0	0.0
2019-20	Hokies	1-0	2/2.2	0-2	.000	0-2	.000	0-0	.000	0	1	1	1.0	0-0	0	0	0	1	0	0.0
TOTAL		5-0	5/1.0	0-2	.000	0-2	.000	0-0	.000	0	1	1	0.2	0-0	0	0	0	1	0	0.0



P.J. HORNE

Junior | 6-6 | 225
F | Tifton, Ga.

High School
Tift County

Major: Sociology

14

2018-19 ACC Academic Honor Roll

AT THE RIM

- Has played in all six games, starting each contest.
- Has hit at least one 3-pointer in every game this year after only making one last year in 29 games.
- Posted 12 points, including half of those off two 3s, and seven rebounds in the win over No. 3 Michigan State (11/25).
- Played a season-low 15 minutes against Delaware State (11/20), recording seven points, two rebounds and an assist.
- Racked up the second-most points of his career with 14 against Lehigh (11/16), a season high, while collecting five rebounds.
- Tallied nine points for the second straight game, four rebounds and a block versus USC Upstate (11/13).
- Registered nine points – all off 3-pointers – three rebounds, two assists and a steal versus Coppin State (11/8) in the home opener.
- Posted eight points, seven rebounds, two assists and, arguably the most important play of the game, a game-changing dunk to put Tech up three with a minute to go.
- Played in 29 games last season, starting four contests. Posted a season-high 13 points against North Carolina A&T on 5-of-6 shooting with three free throws.

CAREER HIGHS

Statistic	Value
Points	16 vs Iowa 11/28/17
Rebounds	7 vs Miami (FL) 02/03/18, at Clemson 11/05/19, vs Michigan St. 11/25/19
Assists	3 vs Saint Francis (PA) 11/24/18
Steals	1 10 times
Blocks	2 vs South Carolina St. 12/09/18, vs Houston Baptist 11/21/17
FG Made	6 vs VMI 12/05/18, vs Iowa 11/28/17, vs Lehigh 11/16/19
FG Attempts	10 vs Detroit Mercy 11/10/17
3FG Made	3 vs Coppin St. 11/08/19
3FG Attempts	4 at Clemson 11/05/19, vs Coppin St. 11/08/19, vs Lehigh 11/16/19
FT Made	4 vs Iowa 11/28/17, vs N.C. A&T 12/28/17, vs Clemson 02/21/18
FT Attempts	7 vs Miami (FL) 02/03/18

GAME-BY-GAME STATS

Opponent	Date	GS	MIN	Total		3-Pointers		Free throws		Rebounds			PF	A	T/O	BLK	STL	PTS	AVG	
				FG-FGA	PCT	3FG-FGA	PCT	FT-FTA	PCT	OFF	DEF	TOT								AVG
at Clemson	11/05/19	*	35:41	3-7	.429	1-4	.250	1-1	1.000	0	7	7	7.0	1	2	1	0	0	8	8.0
Coppin St.	11/08/19	*	22:36	3-5	.600	3-4	.750	0-0	.000	1	2	3	5.0	1	2	1	0	1	9	8.5
USC Upstate	11/13/19	*	25:00	4-7	.571	1-2	.500	0-0	.000	0	4	4	4.7	3	0	1	1	0	9	8.7
Lehigh	11/16/19	*	25:50	6-8	.750	2-4	.500	0-0	.000	4	1	5	4.8	1	0	2	0	0	14	10.0
Delaware St.	11/20/19	*	15:21	3-6	.500	1-3	.333	0-0	.000	1	1	2	4.2	2	1	3	0	0	7	9.4
vs Michigan St.	11/25/19	*	29:40	5-6	.833	2-2	1.000	0-1	.000	4	3	7	4.7	3	1	1	0	12	9.8	
Totals		6	154:08	24-39	.615	10-19	.526	1-2	.500	10	18	28	4.7	11	6	9	2	1	59	9.8

CAREER STATS

SEASON	TEAM	GP-GS	MIN	Field Goals		3-Point		F-Throws		Rebounds			Scoring							
				FG-FGA	FG%	3FG-FGA	3FG%	FT-FTA	FT%	OFF	DEF	TOT	AVG	PF	AST	T/O	BLK	STL	PTS	AVG
2017-18	Hokies	28-1	327/11.7	49-83	.590	2-6	.333	28-42	.667	31	36	67	2.4	40-2	2	18	7	4	128	4.6
2018-19	Hokies	29-4	379/13.1	42-74	.568	1-8	.125	12-16	.750	32	33	65	2.2	49-0	10	26	8	5	97	3.3
2019-20	Hokies	6-6	154/25.7	24-39	.615	10-19	.526	1-2	.500	10	18	28	4.7	11-0	6	9	2	1	59	9.8
TOTAL		63-11	860/13.6	115-196	.587	13-33	.394	41-60	.683	73	87	160	2.5	100-2	18	53	17	10	284	4.5





JALEN CONE

Freshman | 5-10 | 170
G | Walkertown, N.C.

High School
Walkertown

Major: Undecided

15

AT THE RIM

- Has played in all six games.
- His streak of hitting at least one 3-pointer in every game this season came to an end versus No. 3 Michigan State, getting one layup to fall and two rebounds.
- Turned in a career-high 17 points vs. Delaware State (11/20), hitting five 3-pointers and doing it in just 18 minutes of action.
- Dished out a career-high four assists with eight points and a rebound versus Lehigh (11/16).
- Was hot from downtown against USC Upstate (11/13), making three 3-pointers on his way to his first game scoring in double figures with 11 points.
- Posted three points and one rebound in eight minutes of action at Clemson (11/5) in the season opener.
- Four-year letterwinner at Walkertown High School under head coach Kevin Thompson.
- Averaged 25.7 points and 6.6 assists per game in the 2018-19 season and 35.5 ppg in the 2017-18 season.
- Won the Frank Spencer Award (top player) in Northwest N.C.
- Top 100 prospect, ranked as the No. 8 point guard in the nation and a four-star prospect by 247Sports.com.
- Reclassified from the 2020 class and graduated from high school this summer a year early.
- Ranked 53rd in the ESPN 100 rankings for the Class of 2020.
- Second-team All-State selection as a junior by USA Today and the North Carolina Basketball Coaches Association.
- Has a daughter named Ivy Faithe Cone.

CAREER HIGHS

Statistic	Value	
Points	17	vs Delaware St. 11/20/19
Rebounds	2	vs Michigan St. 11/25/19
Assists	4	vs Lehigh 11/16/19
Steals	1	vs Delaware St. 11/20/19
FG Made	5	vs Delaware St. 11/20/19
FG Attempts	8	vs Delaware St. 11/20/19
3FG Made	5	vs Delaware St. 11/20/19
3FG Attempts	7	vs Delaware St. 11/20/19
FT Made	2	vs Delaware St. 11/20/19
FT Attempts	2	vs Delaware St. 11/20/19

GAME-BY-GAME STATS

Opponent	Date	GS	MIN	Total			3-Pointers			Free throws			Rebounds			PF	A	T/O	BLK	STL	PTS	AVG
				FG	FGA	PCT	3FG	3FGA	PCT	FT	FTA	PCT	OFF	DEF	TOT							
at Clemson	11/05/19		08:16	1-2	.500	1-1	1.000	0-0	.000	0	1	1	1.0	0	0	0	0	0	0	3	3.0	
Coppin St.	11/08/19		15:45	2-7	.286	1-4	.250	0-0	.000	0	1	1	1.0	2	0	3	0	0	5	4.0		
USC Upstate	11/13/19		14:16	4-5	.800	3-3	1.000	0-0	.000	0	1	1	1.0	3	0	1	0	0	11	6.3		
Lehigh	11/16/19		14:46	3-5	.600	2-4	.500	0-0	.000	0	1	1	1.0	2	4	1	0	0	8	6.8		
Delaware St.	11/20/19		17:55	5-8	.625	5-7	.714	2-2	1.000	1	0	1	1.0	1	1	2	0	1	17	8.8		
vs Michigan St.	11/25/19		09:17	1-1	1.000	0-0	.000	0-1	.000	0	2	2	1.2	3	0	2	0	0	2	7.7		
Totals			0 80:15	16-28	.571	12-19	.632	2-3	.667	1	6	7	1.2	11	5	9	0	1	46	7.7		

CAREER STATS

SEASON	TEAM	GP	GS	MIN	Field Goals			3-Point			F-Throws			Rebounds			Scoring				
					FG	FGA	FG%	3FG	3FGA	3FG%	FT	FTA	FT%	OFF	DEF	TOT	AVG	PF	FO	AST	T/O
2019-20	Hokies	6-0		80/13.4	16-28	.571	12-19	.632	2-3	.667	1	6	7	1.2	11-0	5	9	0	1	46	7.7
TOTAL		6-0		80/13.4	16-28	.571	12-19	.632	2-3	.667	1	6	7	1.2	11-0	5	9	0	1	46	7.7



JOHN OJIAKO (OH-gee-ah-co)

Freshman | 6-10 | 240
F | Lagos, Nigeria

High School
Admiral Farragut

Major: Undecided

21

AT THE RIM

- Has played in all six games.
- Pulled down a rebound and made a six-foot fadeaway against No. 3 Michigan State (11/25).
- Had a near double-double against Delaware State (11/20), recording nine points and seven rebounds, with both being career highs.
- Grabbed two rebounds, both offensive, vs. Lehigh (11/16).
- Tallied four points, a career-high three rebounds, including two offensive, two steals and two blocks against USC Upstate (11/13).
- Posted six points, two rebounds and a block against Coppin State (11/8) in the home opener.
- Grabbed his first career rebound at Clemson (11/5) in the season opener.
- Came in off the bench for four minutes and pulled down a rebound at Clemson (11/5).
- Played at Admiral Farragut High School.
- Originally from Nigeria, played his high school basketball first in Kentucky and last year in St. Petersburg, Florida.
- Rated as No. 25 center in the nation and No. 10 player in Florida by ESPN.
- Three-star prospect on 247 Sports and Rivals.com.
- No. 21 player in Florida by 247 Sports.
- Hopes to become a medical doctor.

CAREER HIGHS

Statistic	Value	
Points	9	vs Delaware St. 11/20/19
Rebounds	7	vs Michigan St. 11/20/19
Steals	2	vs USC Upstate 11/13/19
Blocks	2	vs USC Upstate 11/13/19
FG Made	3	vs Delaware St. 11/20/19
FG Attempts	6	vs Delaware St. 11/20/19
FT Made	3	vs Delaware St. 11/20/19
FT Attempts	5	vs Delaware St. 11/20/19

GAME-BY-GAME STATS

Opponent	Date	GS	MIN	Total			3-Pointers			Free throws			Rebounds			PF	A	T/O	BLK	STL	PTS	AVG
				FG	FGA	PCT	3FG	3FGA	PCT	FT	FTA	PCT	OFF	DEF	TOT							
at Clemson	11/05/19		08:16	1-2	.500	1-1	1.000	0-0	.000	0	1	1	1.0	0	0	0	0	0	0	3	3.0	
Coppin St.	11/08/19		15:45	2-7	.286	1-4	.250	0-0	.000	0	1	1	1.0	2	0	3	0	0	5	4.0		
USC Upstate	11/13/19		14:16	4-5	.800	3-3	1.000	0-0	.000	0	1	1	1.0	3	0	1	0	0	11	6.3		
Lehigh	11/16/19		14:46	3-5	.600	2-4	.500	0-0	.000	0	1	1	1.0	2	4	1	0	0	8	6.8		
Delaware St.	11/20/19		17:55	5-8	.625	5-7	.714	2-2	1.000	1	0	1	1.0	1	1	2	0	1	17	8.8		
vs Michigan St.	11/25/19		09:17	1-1	1.000	0-0	.000	0-1	.000	0	2	2	1.2	3	0	2	0	0	2	7.7		
Totals			0 80:15	16-28	.571	12-19	.632	2-3	.667	1	6	7	1.2	11	5	9	0	1	46	7.7		

CAREER STATS

SEASON	TEAM	GP	GS	MIN	Field Goals			3-Point			F-Throws			Rebounds			Scoring				
					FG	FGA	FG%	3FG	3FGA	3FG%	FT	FTA	FT%	OFF	DEF	TOT	AVG	PF	FO	AST	T/O
2019-20	Hokies	6-0		77/12.9	8-14	.571	0-0	.000	5-7	.714	9	8	17	2.8	7-0	0	4	5	2	21	3.5
TOTAL		6-0		77/12.9	8-14	.571	0-0	.000	5-7	.714	9	8	17	2.8	7-0	0	4	5	2	21	3.5





TYRECE RADFORD (TIE-reese)

Redshirt Freshman | 6-1 | 205
Baton Rouge, La.

High School
Cushing Academy

Major: University Studies

23

AT THE RIM

- Has played in all six games, drawing four starts.
- Tallied one rebound and a steal vs. No. 3 Michigan State (11/25).
- Had another near double-double, registering nine points and eight rebounds against Delaware State (11/20).
- Pulled down a career-high 11 rebounds, while collecting eight points, two assists and a steal versus Lehigh (11/16).
- In his first career start, tallied four points, three rebounds, two blocks and two steals versus USC Upstate (11/13).
- Scored in double figures against Coppin State (11/8) in the home opener, collecting 10 points, eight rebounds, one assist and two blocks.
- Recorded four points and four rebounds at Clemson (11/5) in the season opener.
- Redshirted last year after being a four-year starter in the state of Louisiana during prep days.
- All-Metro performer at McKinley as a senior.
- Averaged 22.0 points, 6.0 rebounds and 4.0 assists as a senior, leading Panthers to state semifinals.
- Second team All-State as a senior.
- First team all-district and All-Metro and second-team Class 5A all-state performer, averaging 17.8 points, 4.5 rebounds and 4.2 assists as a junior.

CAREER HIGHS

Statistic	Value
Points	10 vs Coppin St. 11/08/19
Rebounds	11 vs Lehigh 11/16/19
Assists	2 vs Lehigh 11/16/19, vs Delaware St. 11/20/19
Steals	2 vs USC Upstate 11/13/19
Blocks	2 vs Coppin St. 11/08/19
FG Made	5 vs Coppin St. 11/08/19
FG Attempts	7 vs Coppin St. 11/08/19
3FG Attempts	2 vs Lehigh 11/16/19
FT Made	3 vs Delaware St. 11/20/19
FT Attempts	4 vs Delaware St. 11/20/19

GAME-BY-GAME STATS

Opponent	Date	GS	MIN	Total			3-Pointers			Free throws			Rebounds			PF	A	T/O	BLK	STL	PTS	AVG
				FG-FGA	PCT	3FG-3FGA	PCT	FT-FTA	PCT	OFF	DEF	TOT	AVG									
at Clemson	11/05/19		12:31	1-2	.500	0-0	.000	2-2	1.000	1	3	4	4.0	1	0	0	0	4	4.0			
Coppin St.	11/08/19		20:36	5-7	.714	0-1	.000	0-1	.000	1	7	8	6.0	2	1	0	2	10	7.0			
USC Upstate	11/13/19	*	18:59	3-4	.750	0-0	.000	0-0	.000	2	2	4	5.3	1	1	1	2	6	6.7			
Lehigh	11/16/19	*	29:03	4-6	.667	0-2	.000	0-0	.000	6	5	11	6.8	1	2	0	0	1	8	7.0		
Delaware St.	11/20/19	*	20:04	3-4	.750	0-0	.000	3-4	.750	3	5	8	7.0	2	2	1	0	1	9	7.4		
vs Michigan St.	11/25/19	*	09:47	0-0	.000	0-0	.000	0-0	.000	1	0	1	6.0	1	0	0	1	0	6.2			
Totals			4	111:00	16-23	.696	0-3	.000	5-7	.714	14	22	36	6.0	8	6	2	3	5	37	6.2	

CAREER STATS

SEASON	TEAM	GP-GS	MIN	Field Goals			3-Point			F-Throws			Rebounds			Scoring				
				FG-FGA	FG%	3FG-FGA	3FG%	FT-FTA	FT%	OFF	DEF	TOT	AVG	PF-FO	AST	T/O	BLK	STL	PTS	AVG
2019-20	Hokies	6-4	111:18.5	16-23	.696	0-3	.000	5-7	.714	14	22	36	6.0	8-0	6	2	3	5	37	6.2
TOTAL		6-4	111:18.5	16-23	.696	0-3	.000	5-7	.714	14	22	36	6.0	8-0	6	2	3	5	37	6.2



BRANDEN JOHNSON

Graduate Student | 6-8 | 230
F | Garfield Heighs, Ohio

High School / Last School
Garfield Heights / Alabama State

Major: Curriculum and Instruction

24

AT THE RIM

- Has played in three games.
- Played five minutes off the bench against Delaware State (11/20).
- Earned his first block as a Hokie versus Lehigh (11/16).
- Came in off the bench and played five minutes against Coppin State (11/8) in the home opener, grabbing a rebound.
- A grad transfer from Alabama State that played in 66 games with 46 starts.
- Averaged four points and four rebounds per game in 2018-19.
- Scored in double-figures in three games last season, including a double-double (11 points, 13 rebounds) against Birmingham-Southern.
- 2018-19 Preseason All-SWAC second team pick.

CAREER HIGHS

Statistic	Value
Points	16 at Prairie View 02/24/18
Rebounds	17 at Prairie View 02/24/18
Assists	1 11 times
Steals	2 at Iowa 11/12/17, at South Dakota St. 11/14/17, at Jacksonville St. 11/30/17
Blocks	6 vs Jackson St. 03/01/18
FG Made	7 at Prairie View 02/24/18
FG Attempts	9 at Texas Southern 02/26/18
3FG Attempts	1 at Ark.-Pine Bluff 02/05/18, vs Fort Valley St. 12/29/16
FT Made	6 at Alabama A&M 02/10/18
FT Attempts	12 vs Birmingham-So. 11/14/18

GAME-BY-GAME STATS

Opponent	Date	GS	MIN	Total			3-Pointers			Free throws			Rebounds			PF	A	T/O	BLK	STL	PTS	AVG
				FG-FGA	PCT	3FG-3FGA	PCT	FT-FTA	PCT	OFF	DEF	TOT	AVG									
Coppin St.	11/08/19		04:51	0-0	.000	0-0	.000	0-0	.000	0	1	1	1.0	0	0	0	0	0	0	0.0		
Lehigh	11/16/19		04:29	0-0	.000	0-0	.000	0-0	.000	0	1	1	1.0	0	0	0	1	0	0	0.0		
Delaware St.	11/20/19		04:42	0-0	.000	0-0	.000	0-0	.000	0	0	0	0.7	1	0	0	0	0	0	0.0		
Totals			0	14:02	0-0	.000	0-0	.000	0-0	.000	0	2	2	0.7	1	0	0	1	0	0	0.0	

CAREER STATS

SEASON	TEAM	GP-GS	MIN	AVG	Field Goals			3-Point			F-Throws			Rebounds			Scoring			
					FG-FGA	FG%	3FG-FGA	3FG%	FT-FTA	FT%	OFF	DEF	TOT	AVG	PF-FO	AST	T/O	BLK	STL	PTS
2016-17	ALST	4-0	8/2.0	0-3	.000	0-1	.000	0-0	.000	1	0	1	0.3	1-0	0	1	0	0	0	0.0
2017-18	ALST	31-31	752/24.3	99-154	.643	0-1	.000	40-108	.370	79	133	212	6.8	74-1	8	37	48	18	238	7.7
2018-19	ALST	31-15	525/16.9	53-85	.624	0-0	.000	27-70	.386	46	68	114	3.7	46-0	3	20	19	7	133	4.3
2019-20	Hokies	3-0	14/4.7	0-0	.000	0-0	.000	0-0	.000	0	2	2	0.7	1-0	0	0	1	0	0	0.0
TOTAL FOR Hokies		3-0	14/4.7	0-0	.000	0-0	.000	0-0	.000	0	2	2	0.7	1-0	0	0	1	0	0	0.0
TOTAL		69-46	1299/18.8	152-242	.628	0-2	.000	67-178	.376	126	203	329	4.8	122-1	11	58	68	25	371	5.4





GRANT YATES

Sophomore | 6-8 | 210
F | Gainesville, Va.

High School / Last School
Battlefield / Christopher Newport

Major: Business

13

AT THE RIM

- Due to NCAA transfer rules, will have to sit out this season.
- Walk-on at after transferring from Christopher Newport University.
- At Christopher Newport, he appeared in 19 games as a freshman in the 2018-19 season.
- Scored 17 points and grabbed 11 rebounds on the season.

CAREER HIGHS

GAME-BY-GAME STATS



RYAN PAYNE

Senior | 6-8 | 220
F | Mechansville, Va.

High School
Hanover

Major: Finance

25

AT THE RIM

- Team manager.
- Three-year letterwinner at Hanover High School under head coach Darren Thornton.
- VHSL 4A first-team all-state.
- Conference 20 Player of the Year.
- Three-time all-academic team.

CAREER HIGHS

GAME-BY-GAME STATS



KEVE ALUMA ((Kev-aye))

Junior | 6-9 | 240
F | Berline, Md.

High School/Last School
Stephen Dcatur / Wofford

Major: Human Development

22

AT THE RIM

- Due to NCAA transfer rules, will have to sit out this season.
- Played in 68 games, including starting 34 contests his sophomore season at Wofford.
- Averaged seven points and seven rebounds per game in 2018-19.
- Racked up the second-most rebounds on the team with 239.
- Scored in double figures eight times and recorded two double-doubles
- Had a knack on the offensive glass, ranking fifth in the SoCon with 2.8 offensive rebounds per game in league action.
- In his free time, he enjoys playing soccer.

CAREER HIGHS

Statistic	Value
Points	14 vs Mars Hill 11/23/18, vs The Citadel 01/03/19
Rebounds	12 vs Samford 01/24/19
Assists	4 at Oklahoma 11/18/18
Steals	3 vs Samford 01/24/19
Blocks	3 at Furman 02/23/19, at ETSU 02/07/19, vs VMI 03/09/19
FG Made	6 vs Chattanooga 01/26/19, vs Samford 01/24/19
FG Attempts	9 vs Samford 01/24/19
3FG Attempts	1 at High Point 11/10/18
FT Made	6 vs Mars Hill 11/23/18, at Mercer 01/31/19, vs Seton Hall 03/21/19
FT Attempts	9 at Mercer 01/31/19

CAREER STATS

ALUMA, Keve

SEASON	TEAM	GP-GS	MIN/AVG	Field Goals		3-Point		F-Throws		Rebounds			Scoring							
				FG-FGA	FG%	3FG-FGA	3FG%	FT-FTA	FT%	OFF	DEF	TOT	PF	FO	AST	TO	BLK	STL	PTS	AVG
2017-18	WOF	33-2	439/13.3	30-53	.566	0-0	.000	24-42	.571	45	68	113	3.4	63-2	18	20	13	6	84	2.5
2018-19	WOF	35-34	930/26.6	94-141	.667	0-1	.000	54-94	.574	92	147	239	6.8	81-3	34	36	31	23	242	6.9
TOTAL FOR Hokies		0-0	0/0.0	0-0	.000	0-0	.000	0-0	.000	0	0	0	0.0	0-0	0	0	0	0	0	0.0



NCAA STATS

Statistic	National Conference		Value	National Leader	Value	Conference Leader		Value
	Rank	Rank				Value	Value	
3-pt Field Goal Attempts (350 ranked)	49	3	161	Rice	248	Clemson	173	
Assist Turnover Ratio (350 ranked)	14	1	1.67	Iowa St.	2.11	Virginia Tech	1.67	
Assists Per Game (350 ranked)	8	1	19.0	Texas Tech Dayton	22.0	Virginia Tech	19.0	
Blocked Shots Per Game (350 ranked)	120	9	3.8	Georgia Tech	10.0	Georgia Tech	10.0	
Defensive Rebounds per Game (350 ranked)	12	3	32.00	North Carolina	36.25	North Carolina	36.25	
Fewest Fouls (350 ranked)	14	1	60	Weber St.	37	North Carolina Virginia Tech	60	60
Fewest Turnovers (350 ranked)	51	3	57	Washington St.	29	Georgia Tech	50	
Field-Goal Percentage (350 ranked)	47	2	48.2	Dayton	55.7	Louisville	53.0	
Field-Goal Percentage Defense (350 ranked)	7	4	34.0	Virginia	30.2	Virginia	30.2	
Free Throw Attempts (350 ranked)	339	15	57	Central Ark.	194	Pittsburgh	149	
Free Throws Made (350 ranked)	332	15	40	Western Mich.	137	Pittsburgh	103	
Free-Throw Percentage (350 ranked)	159	5	70.2	Pepperdine	85.6	Florida St.	80.0	
Offensive Rebounds Per Game (350 ranked)	305	14	8.20	Duke	17.17	Duke	17.17	
Personal Fouls Per Game (350 ranked)	4	3	12.0	Virginia	10.8	Virginia	10.8	
Rebound Margin (350 ranked)	63	6	6.6	North Carolina	19.5	North Carolina	19.5	
Scoring Defense (350 ranked)	14	3	55.2	Virginia	42.7	Virginia	42.7	
Scoring Margin (350 ranked)	9	1	24.8	Arizona	30.3	Virginia Tech	24.8	
Scoring Offense (350 ranked)	65	4	80.0	Central Mich.	99.7	NC State	84.5	
Steals Per Game (350 ranked)	259	12	5.8	Eastern Mich.	14.2	Duke	10.0	
Three Pt FG Defense (350 ranked)	5	1	22.5	Arkansas	13.6	Virginia Tech	22.5	
Three-Point Field Goals Per Game (349 ranked)	1	1	13.6	Virginia Tech	13.6	Virginia Tech	13.6	
Three-Point Field-Goal Percentage (350 ranked)	11	2	42.2	South Dakota	48.1	Louisville	42.4	
Total 3-point FGM (349 ranked)	7	1	68	North Florida	90	Virginia Tech	68	
Total Assists (350 ranked)	58	3	95	VMI	136	Louisville	105	
Total Blocks (350 ranked)	157	10	19	Central Ark. FIU	48	Duke	32	
Total Rebounds (350 ranked)	201	12	201	Rice	343	Duke	270	
Total Rebounds Per Game (350 ranked)	82	6	40.20	North Carolina	51.25	North Carolina	51.25	
Total Steals (350 ranked)	271	11	29	Eastern Mich.	85	Duke	60	
Turnover Margin (344 ranked)	110	10	2.2	Central Mich.	11.5	Notre Dame	6.7	
Turnovers Forced (350 ranked)	207	9	13.60	SFA	25.80	Duke	20.50	
Turnovers Per Game (350 ranked)	46	3	11.4	Washington St.	7.3	Notre Dame	9.8	
Won-Lost Percentage (333 ranked)	1	1	100.0	43 teams tied	100.0	05 teams tied	100.0	

Statistic	Player	National Conference		Value	National Leader	Value	Conference Leader		Value
		Rank	Rank				Value	Value	
3-pt Field Goal Attempts (231 ranked)	Landers Nolley II	157	5	37	Jhivvan Jackson, UTSA	67	Buddy Boenheim, Syracuse DJ Vasiljevic, Miami (FL)	41	41
Assist Turnover Ratio (249 ranked)	Wabissa Bede	10	1	5.00	Jemarl Baker Jr., Arizona	11.00	Wabissa Bede, Virginia Tech	5.00	
Assists Per Game (248 ranked)	Wabissa Bede	4	1	8.0	Tyrese Haliburton, Iowa St.	10.3	Wabissa Bede, Virginia Tech	8.0	
Blocked Shots Per Game (245 ranked)					James Banks III, Georgia Tech	5.67	James Banks III, Georgia Tech	5.67	
Defensive Rebounds per Game (237 ranked)	Wabissa Bede	172	14	5.40	Tyrn Flowers, LIU	10.00	John Mooney, Notre Dame	9.80	
Double Doubles (152 ranked)					4 players tied	5	Vernon Carey, Duke	4	
Field-Goal Percentage (250 ranked)	Landers Nolley II	182	8	50.0	Zeke Nnaji, Arizona	80.7	C.J. Bryce, NC State Vernon Carey, Duke	60.9	60.9
Free Throw Attempts (231 ranked)					K.J. Riley, Evansville	57	Vernon Carey, Duke	39	
Free Throws Made (230 ranked)					K.J. Riley, Evansville	46	Derryck Thornton, Boston College	26	
Free-Throw Percentage (245 ranked)	Nahiem Alleyne	200	10	81.3	12 players tied	100.0	Patrick Williams, Florida St.	100.0	
Minutes Per Game (250 ranked)					Marquis Moore, Detroit Mercy	42.40	Elijah Hughes, Syracuse	35.59	
Offensive Rebounds Per Game (232 ranked)	Tyrece Radford	173	8	2.60	Kofi Cockburn, Illinois Omer Yurtseven, Georgetown	4.83	Justin Pierce, North Carolina	3.50	
Points Per Game (247 ranked)	Landers Nolley II	39	4	20.2	Jordan Roland, Northeastern	30.4	Michael Devoe, Georgia Tech	26.0	
Rebounds Per Game (243 ranked)	Tyrece Radford	243	20	7.0	Kevin Marfo, Quinnipiac	13.2	John Mooney, Notre Dame	13.0	
Steals Per Game (241 ranked)					Laquincy Rideau, South Fla.	4.67	Khalid Moore, Georgia Tech	3.00	
Three-Point Field Goals Per Game (238 ranked)	Landers Nolley II Nahiem Alleyne Jalen Cone	18 166 166	2 10 10	3.40 2.40 2.40	Aaron Nesmith, Vanderbilt Nick Sherod, Richmond	5.00 5.00	Michael Devoe, Georgia Tech	3.67	
Three-Point Field-Goal Percentage (158 ranked)	Landers Nolley II	44	4	45.9	Tyler Hagedorn, South Dakota	76.2	Michael Devoe, Georgia Tech	73.3	
Total 3-point FGM (228 ranked)	Landers Nolley II Nahiem Alleyne Jalen Cone	62 228 228	3 12 12	17 12 12	Dru Kuxhausen, McNeese	29	Ryan McMahan, Louisville	20	
Total Assists (227 ranked)	Wabissa Bede	9	1	40	Jason Preston, Ohio	53	Wabissa Bede, Virginia Tech	40	
Total Blocks (220 ranked)					Hayden Koval, Central Ark.	28	Manny Bates, NC State	22	
Total Field Goal Attempts (248 ranked)	Landers Nolley II	159	7	74	Jhivvan Jackson, UTSA	133	Jordan Nwora, Louisville	90	
Total Field Goals Made (215 ranked)	Landers Nolley II	91	5	37	Terrell Brown, Seattle U Jordan Ford, Saint Mary's (CA) Jordan Roland, Northeastern	54 54 54	Jordan Nwora, Louisville	45	
Total Minutes (250 ranked)					Drew Peterson, Rice	285.56	DJ Vasiljevic, Miami (FL)	222:18	
Total Points (245 ranked)	Landers Nolley II	113	4	101	Zach Cooks, NJIT	153	Jordan Nwora, Louisville	128	
Total Rebounds (242 ranked)					Patrick Harding, Bryant	89	John Mooney, Notre Dame	65	
Total Steals (243 ranked)					Justin Thomas, Morehead St.	22	Steffon Mitchell, Boston College	14	
					Jason Wade, Old Dominion	22			



LAST FOUR BOX SCORES

Date: 11/13/19		Score By Period		1	2	Total
Time: 7:00 pm		USC Upstate		24	33	57
Attendance: 8536		Virginia Tech		38	42	80
Site: Cassell Coliseum, Blacksburg, VA						
Referees: Brent Hampton, Jeb Hartness, Mike Eades						

#	Player	GS	MIN	FG	3PT	FT	ORB-DRB	REB	PF	A	TO	BLK	STL	PTS
35	Zink,Nevin	*	28	4-5	0-0	2-2	1-4	5	1	0	2	0	0	10
34	Aldrich,Josh	*	22	3-5	1-3	2-2	1-2	3	3	0	1	0	1	9
5	Mozone,Bryson	*	35	3-12	2-9	0-0	1-7	8	0	1	1	1	0	8
10	Bruner,Tommy	*	11	1-2	0-1	0-0	0-0	0	2	0	2	0	0	2
1	White,Dalvin	*	29	0-4	0-4	0-0	0-2	2	1	4	2	0	1	0
12	Hammond,Everette	*	34	4-10	0-3	7-7	0-4	4	0	2	3	1	1	15
3	Goodloe,Mysta	*	14	3-7	0-2	0-0	3-2	5	1	0	1	0	0	6
2	Jernigan,Carter	*	11	1-5	0-3	3-5	0-1	1	0	1	0	0	0	5
0	Martin,Brandon	*	8	1-3	0-0	0-0	0-1	1	2	0	1	0	0	2
4	Smith,Khydarious	*	4	0-0	0-0	0-2	1-0	1	0	0	0	0	0	0
23	Booker,Thomas	*	4	0-0	0-0	0-0	0-0	0	0	0	0	0	0	0
TM	TEAM		0	0-0	0-0	0-0	3-0	3	0	0	0	0	0	0
Totals		-	200	20-53	3-25	14-18	10-23	33	10	8	13	2	3	57

Team Summary		FG		3PT		FT	
First Half	12-34	35.29%	0-15	0.00%	0-2	0.00%	
Second Half	8-19	42.11%	3-10	30.00%	14-16	87.50%	
Total	20-53	37.7%	3-25	12.0%	14-18	77.8%	

Technical Fouls: none **Second Chance Points:** 10 **Scores Tied:** 2 times(s) **Points in the Paint:** 26 **Fast Break Points:** 2
Lead Changed: 6 times(s) **Points off Turnovers:** 5 **Bench Points:** 28 **Largest Lead:** 0 0

#	Player	GS	MIN	FG	3PT	FT	ORB-DRB	REB	PF	A	TO	BLK	STL	PTS
2	Nolley II,Landers	*	34	8-14	4-7	3-4	0-6	6	0	3	2	0	1	23
4	Alleyn,Nahiem	*	25	3-6	1-3	2-3	0-2	2	0	4	0	1	0	9
14	Horne,P.J.	*	25	4-7	1-2	0-0	0-4	4	3	0	1	1	0	9
3	Bede,Wabissa	*	26	3-8	1-2	0-0	0-2	2	2	8	2	1	1	7
23	Radford,Tyrece	*	19	3-4	0-0	0-0	2-2	4	1	1	1	1	2	6
15	Cone,Jalen	*	14	4-5	3-3	0-0	0-1	1	3	0	1	0	0	11
0	Cattoor,Hunter	*	23	3-7	3-6	0-0	0-0	0	0	1	1	0	0	9
21	Ojako,John	*	15	2-2	0-0	0-0	2-1	3	1	0	0	2	2	4
1	Wilkins,Isaiah	*	19	1-5	0-4	0-0	0-4	4	1	2	0	0	0	2
TM	TEAM		0	0-0	0-0	0-0	2-3	5	0	0	0	0	0	0
Totals		-	200	31-58	13-27	5-7	6-25	31	11	19	8	6	6	80

Team Summary		FG		3PT		FT	
First Half	14-27	51.85%	7-10	70.00%	3-5	60.00%	
Second Half	17-31	54.84%	6-17	35.29%	2-2	100.00%	
Total	31-58	53.4%	13-27	48.1%	5-7	71.4%	

Technical Fouls: none **Second Chance Points:** 4 **Scores Tied:** 2 times(s) **Points in the Paint:** 26 **Fast Break Points:** 5
Lead Changed: 6 times(s) **Points off Turnovers:** 18 **Bench Points:** 26 **Largest Lead:** 0 0

Date: 11/16/19		Score By Period		1	2	Total
Time: 1:30 pm		Lehigh		32	21	53
Attendance: 9275		Virginia Tech		37	42	79
Site: Cassell Coliseum, Blacksburg, VA						
Referees: Pat Adams, Jeff Pon, Jeffrey Anderson						

#	Player	GS	MIN	FG	3PT	FT	ORB-DRB	REB	PF	A	TO	BLK	STL	PTS
11	Cohen,Jordan	*	27	3-8	1-4	4-5	0-4	4	1	3	2	0	1	11
1	Wilson,Jeameril	*	21	5-8	1-3	0-0	2-3	5	2	5	0	1	1	11
15	Fenton,Reed	*	24	2-5	2-4	0-0	0-0	0	2	2	1	0	0	6
5	Taylor,Evan	*	24	2-6	1-2	0-0	0-2	2	1	0	4	1	0	5
13	Karnik,James	*	27	2-6	0-1	0-0	0-2	2	1	1	2	0	1	4
25	Porter,Ed	*	13	3-3	0-0	0-0	2-1	3	0	0	0	0	0	6
20	Wilson,Marques	*	24	2-8	1-3	0-0	0-2	2	1	2	1	0	0	5
0	Alamudun,Jakob	*	18	2-6	1-2	0-0	2-2	4	0	0	2	0	2	5
2	Betlow,Jack	*	14	0-2	0-2	0-0	0-1	1	0	1	1	0	0	0
55	Arion,Andrei	*	7	0-0	0-0	0-0	0-2	2	1	3	0	0	0	0
10	Roelke,David	*	1	0-1	0-1	0-0	0-0	0	0	0	0	0	0	0
TM	TEAM		0	0-0	0-0	0-0	2-1	3	0	0	1	0	0	0
Totals		-	200	21-53	7-22	4-5	8-20	28	9	14	19	1	5	53

Team Summary		FG		3PT		FT	
First Half	12-25	48.00%	5-12	41.67%	3-3	100.00%	
Second Half	9-28	32.14%	2-10	20.00%	1-2	50.00%	
Total	21-53	39.6%	7-22	31.8%	4-5	80.0%	

Technical Fouls: none **Second Chance Points:** 8 **Scores Tied:** 4 times(s) **Points in the Paint:** 18 **Fast Break Points:** 2
Lead Changed: 7 times(s) **Points off Turnovers:** 16 **Bench Points:** 16 **Largest Lead:** 0 0

#	Player	GS	MIN	FG	3PT	FT	ORB-DRB	REB	PF	A	TO	BLK	STL	PTS
2	Nolley II,Landers	*	30	10-19	7-12	0-0	0-5	5	2	4	5	1	2	27
14	Horne,P.J.	*	25	6-8	2-4	0-0	4-1	5	1	0	2	0	0	14
23	Radford,Tyrece	*	29	4-6	0-2	0-0	6-5	11	1	2	0	0	1	8
4	Alleyn,Nahiem	*	21	1-7	0-3	3-4	0-2	2	0	1	0	0	0	5
3	Bede,Wabissa	*	26	2-6	0-2	0-0	0-3	3	1	6	1	0	3	4
0	Cattoor,Hunter	*	22	4-8	3-7	0-0	0-1	1	0	2	0	1	2	11
15	Cone,Jalen	*	14	3-5	2-4	0-0	0-1	1	2	4	1	0	0	8
1	Wilkins,Isaiah	*	15	1-5	0-3	0-0	0-4	4	1	0	0	1	0	2
21	Ojako,John	*	14	0-1	0-0	0-0	2-0	2	0	0	1	0	0	0
24	Johnson,Brandon	*	4	0-0	0-0	0-0	0-1	1	0	0	0	1	0	0
TM	TEAM		0	0-0	0-0	0-0	0-1	1	0	0	0	0	0	0
Totals		-	200	31-65	14-37	3-4	12-24	36	8	19	10	4	8	79

Team Summary		FG		3PT		FT	
First Half	16-36	44.44%	5-19	26.32%	0-0	NaN	
Second Half	15-29	51.72%	9-18	50.00%	3-4	75.00%	
Total	31-65	47.7%	14-37	37.8%	3-4	75.0%	

Technical Fouls: none **Second Chance Points:** 10 **Scores Tied:** 4 times(s) **Points in the Paint:** 26 **Fast Break Points:** 8
Lead Changed: 7 times(s) **Points off Turnovers:** 26 **Bench Points:** 21 **Largest Lead:** 0 0

Date: 11/20/19		Score By Period		1	2	Total
Time: 7:00 pm		Delaware St.		27	37	64
Attendance: 8421		Virginia Tech		45	55	100
Site: Cassell Coliseum, Blacksburg, VA						
Referees: Scott Arbogast, Tom Clougherty, Clarence Armstrong						

#	Player	GS	MIN	FG	3PT	FT	ORB-DRB	REB	PF	A	TO	BLK	STL	PTS
24	Crosby,John	*	36	7-21	3-10	2-2	2-2	4	0	4	3	0	0	19
15	Bennett,Ameer	*	32	6-10	0-1	1-2	0-4	4	3	2	1	0	1	13
2	Peek-Green,Omari	*	22	4-6	2-2	0-2	1-4	5	1	0	3	1	0	10
4	Wiley,Pinky	*	28	3-8	2-6	0-0	0-1	1	2	3	0	0	1	8
5	Stansbury,John	*	34	3-8	1-4	0-1	1-5	6	2	4	2	0	1	7
32	Carter,Myles	*	21	2-4	0-1	0-0	0-1	1	2	2	1	0	1	4
3	Singh,Lance	*	19	1-5	1-3	0-0	1-1	2	2	0	1	0	1	3
10	Lucas,Ronald	*	8	0-0	0-0	0-0	0-0	0	0	0	0	0	0	0
TM	TEAM		0	0-0	0-0	0-0	2-1	3	0	0	1	0	0	0
Totals		-	200	26-62	9-27	3-7	7-19	26	12	15	12	1	5	64

Team Summary		FG		3PT		FT	
First Half	11-30	36.67%	5-12	41.67%	0-1	0.00%	
Second Half	15-32	46.88%	4-15	26.67%	3-6	50.00%	
Total	26-62	41.9%	9-27	33.3%	3-7	42.9%	

Technical Fouls: none **Second Chance Points:** 3 **Scores Tied:** 0 times(s) **Points in the Paint:** 22 **Fast Break Points:** 2
Lead Changed: 1 times(s) **Points off Turnovers:** 11 **Bench Points:** 7 **Largest Lead:** 0 0

#	Player	GS	MIN	FG	3PT	FT	ORB-DRB	REB	PF	A	TO	BLK	STL	PTS
4	Alleyn,Nahiem	*	31	7-11	5-9	1-1	0-4	4	0	1	0	2	1	20
2	Nolley II,Landers	*	19	4-8	2-5	0-0	0-1	1	1	3	2	0	0	10
23	Radford,Tyrece	*	20	3-4	0-0	3-4	3-5	8	2	2	1	0	1	9
14	Horne,P.J.	*	15	3-6	1-3	0-0	1-1	2	1	2	1	3	0	7
3	Bede,Wabissa	*	23	2-3	1-2	0-2	0-5	5	0	10	0	0	1	5
15	Cone,Jalen	*	18	5-8	5-7	2-2	1-0	1	1	1	2	0	1	17
1	Wilkins,Isaiah	*	25	5-10	5-7	0-0	1-5	6	1	7	0	0	0	15
21	Ojako,John	*	21	3-6	0-0	3-5	3-4	7	4	0	2	1	0	9
0	Cattoor,Hunter	*	23	3-6	2-4	0-0	0-6	6	1	4	0	0	0	8
24	Johnson,Brandon	*	5	0-0	0-0	0-0	0-0	0	1	0	0	0	0	0
TM	TEAM		0	0-0	0-0	0-0	0-1	1	0	0	1			

COMBINED SEASON STATS

Game Records

Record	Overall	Home	Away	Neutral
ALL GAMES	6-0	4-0	1-0	1-0
CONFERENCE	1-0	0-0	1-0	0-0
NON-CONFERENCE	5-0	4-0	0-0	1-0

Score by Periods

Team	1st	2nd	OT	TOT
Virginia Tech	221	250	0	471
Opponents	160	182	0	342

Team Box Score

No.	Player	Total			3-Point		F-Throw		Rebounds				Other									
		GP-GS	MIN	AVG	FG-FGA	FG%	3FG-FGA	3FG%	FT-FTA	FT%	OFF	DEF	TOT	AVG	PF	DQ	A	TO	BLK	STL	PTS	AVG
2	NOLLEY II, Landers	6-6	181:33	30.3	42-86	.488	21-43	.488	18-23	.783	1	27	28	4.7	7	0	16	20	4	9	123	20.5
4	ALLEYNE, Nahiem	6-5	157:14	26.2	22-51	.431	14-31	.452	15-19	.789	0	16	16	2.7	3	0	8	2	3	4	73	12.2
14	HORNE, P.J.	6-6	154:08	25.7	24-39	.615	10-19	.526	1-2	.500	10	18	28	4.7	11	0	6	9	2	1	59	9.8
15	CONE, Jalen	6-0	80:15	13.4	16-28	.571	12-19	.632	2-3	.667	1	6	7	1.2	11	0	5	9	0	1	46	7.7
0	CATTOOR, Hunter	6-1	147:06	24.5	16-38	.421	11-29	.379	0-0	.000	1	20	21	3.5	6	0	13	3	3	4	43	7.2
3	BEDE, Wabissa	6-6	160:55	26.8	13-35	.371	3-13	.231	8-15	.533	0	30	30	5.0	12	0	45	10	3	7	37	6.2
23	RADFORD, Tyrece	6-4	111:00	18.5	16-23	.696	0-3	.000	5-7	.714	14	22	36	6.0	8	0	6	2	3	5	37	6.2
1	WILKINS, Isaiah	6-2	114:20	19.1	12-39	.308	7-23	.304	1-3	.333	7	21	28	4.7	10	1	12	5	1	3	32	5.3
21	OJIAKO, John	6-0	77:18	12.9	8-14	.571	0-0	.000	5-7	.714	9	8	17	2.8	7	0	0	4	5	2	21	3.5
24	JOHNSON, Branden	3-0	14:02	4.7	0-0	.000	0-0	.000	0-0	.000	0	2	2	0.7	1	0	0	0	1	0	0	0.0
11	PALMER, Brendan	1-0	02:09	2.2	0-2	.000	0-2	.000	0-0	.000	0	1	1	1.0	0	0	0	0	0	1	0	0.0
Team											6	8	14									
Total		6			169-355	.476	78-182	.429	55-79	.696	49	179	228	38.0	76	1	111	66	25	37	471	78.5
Opponents		6			127-362	.351	40-165	.242	48-70	.686	65	146	211	35.2	81	-	65	84	9	28	342	57.0

Team Statistics

	Hokies	OPP
Scoring	471	342
Points per game	78.5	57.0
Scoring margin	+21.5	-
Field goals-att	169-355	127-362
Field goal pct	.476	.351
3 point fg-att	78-182	40-165
3-point FG pct	.429	.242
3-pt FG made per game	13.0	6.7
Free throws-att	55-79	48-70
Free throw pct	.696	.686
F-Throws made per game	9.2	8.0
Rebounds	228	211
Rebounds per game	38.0	35.2
Rebounding margin	+2.8	-
Assists	111	65
Assists per game	18.5	10.8
Turnovers	66	84
Turnovers per game	11.0	14.0
Turnover margin	+3.0	-
Assist/turnover ratio	1.7	0.8
Steals	37	28
Steals per game	6.2	4.7
Blocks	25	9
Blocks per game	4.2	1.5
Winning streak	6	-
Home win streak	4	-
Attendance	35507	7500
Home games-Avg/Game	4-8877	1-7500
Neutral site-Avg/Game	-	1-2400

Team Results

Date	Opponent	W/L	Score	Att.
11/05/19	at Clemson	W	67-60	7500
11/08/19	Coppin St.	W	74-42	9275
11/13/19	USC Upstate	W	80-57	8536
11/16/19	Lehigh	W	79-53	9275
11/20/19	Delaware St.	W	100-64	8421
11/25/19	vs Michigan St.	W	71-66	2400



CONFERENCE SEASON STATS

Player	Overall Statistics										Conference Statistics									
	GP-GS	MIN/G	FG%	3FG%	FT%	R/G	A/G	STL	BLK	PTS/G	GP-GS	MIN/G	FG%	3FG%	FT%	R/G	A/G	STL	BLK	PTS/G
NOLLEY II, Landers	6-6	30.3	.488	.488	.783	4.7	2.7	9	4	20.5	1-1	37.0	.522	.500	.500	5.0	0.0	2	0	30.0
ALLEYNE, Nahiem	6-5	26.2	.431	.452	.789	2.7	1.3	4	3	12.2	1-0	22.7	.222	.333	.833	3.0	1.0	1	0	11.0
HORNE, P.J.	6-6	25.7	.615	.526	.500	4.7	1.0	1	2	9.8	1-1	35.7	.429	.250	1.000	7.0	2.0	0	0	8.0
CONE, Jalen	6-0	13.4	.571	.632	.667	1.2	0.8	1	0	7.7	1-0	8.3	.500	1.000	.000	1.0	0.0	0	0	3.0
CATTOOR, Hunter	6-1	24.5	.421	.379	.000	3.5	2.2	4	3	7.2	1-1	27.2	.000	.000	.000	4.0	0.0	0	0	0.0
BEDE, Wabissa	6-6	26.8	.371	.231	.533	5.0	7.5	7	3	6.2	1-1	31.7	.500	.000	.750	8.0	6.0	0	1	7.0
RADFORD, Tyrece	6-4	18.5	.696	.000	.714	6.0	1.0	5	3	6.2	1-0	12.5	.500	.000	1.000	4.0	0.0	0	0	4.0
WILKINS, Isaiah	6-2	19.1	.308	.304	.333	4.7	2.0	3	1	5.3	1-1	20.6	.143	.200	.333	6.0	2.0	1	0	4.0
OJIAKO, John	6-0	12.9	.571	.000	.714	2.8	0.0	2	5	3.5	1-0	4.3	.000	.000	.000	1.0	0.0	0	0	0.0
JOHNSON, Branden	3-0	4.7	.000	.000	.000	0.7	0.0	0	1	0.0	0-0	0.0	.000	.000	.000	0.0	0.0	0	0	0.0
PALMER, Brendan	1-0	2.2	.000	.000	.000	1.0	0.0	1	0	0.0	1-0	0.6	.000	.000	.000	0.0	0.0	0	0	0.0
Totals	6		.476	.429	.696	38.0	18.5	37	25	78.5	18		.449	.367	.782	31.3	13.8	109	34	69.8
Opponent	6		.351	.242	.686	35.2	10.8	28	9	57.0	1		.344	.241	.600	36.0	9.0	4	2	60.0

Scoring

Player	Overall Statistics								Conference Statistics							
	FG-FGA	FG%	3FG-3FGA	3FG%	FT-FTA	FT%	PTS	PTS/G	FG-FGA	FG%	3FG-3FGA	3FG%	FT-FTA	FT%	PTS	PTS/G
NOLLEY II, Landers	42-86	.488	21-43	.488	18-23	.783	123	20.5	12-23	.522	4-8	.500	2-4	.500	30	30.0
ALLEYNE, Nahiem	22-51	.431	14-31	.452	15-19	.789	73	12.2	2-9	.222	2-6	.333	5-6	.833	11	11.0
HORNE, P.J.	24-39	.615	10-19	.526	1-2	.500	59	9.8	3-7	.429	1-4	.250	1-1	1.000	8	8.0
CONE, Jalen	16-28	.571	12-19	.632	2-3	.667	46	7.7	1-2	.500	1-1	1.000	0-0	.000	3	3.0
CATTOOR, Hunter	16-38	.421	11-29	.379	0-0	.000	43	7.2	0-3	.000	0-2	.000	0-0	.000	0	0.0
BEDE, Wabissa	13-35	.371	3-13	.231	8-15	.533	37	6.2	2-4	.500	0-1	.000	3-4	.750	7	7.0
RADFORD, Tyrece	16-23	.696	0-3	.000	5-7	.714	37	6.2	1-2	.500	0-0	.000	2-2	1.000	4	4.0
WILKINS, Isaiah	12-39	.308	7-23	.304	1-3	.333	32	5.3	1-7	.143	1-5	.200	1-3	.333	4	4.0
OJIAKO, John	8-14	.571	0-0	.000	5-7	.714	21	3.5	0-0	.000	0-0	.000	0-0	.000	0	0.0
JOHNSON, Branden	0-0	.000	0-0	.000	0-0	.000	0	0.0	0-0	.000	0-0	.000	0-0	.000	0	0.0
PALMER, Brendan	0-2	.000	0-2	.000	0-0	.000	0	0.0	0-0	.000	0-0	.000	0-0	.000	0	0.0
Totals	169-355	.476	78-182	.429	55-79	.696	471	78.5	418-930	.449	158-431	.367	262-335	.782	1256	69.8
Opponent	127-362	.351	40-165	.242	48-70	.686	342	57.0	22-64	.344	7-29	.241	9-15	.600	60	60.0

Totals

Player	Overall Statistics										Conference Statistics								
	O-REB	D-REB	TOTAL	PF	FO	A	TO	A/TO	HI	PTS	O-REB	D-REB	TOTAL	PF	FO	A	TO	A/TO	HI
NOLLEY II, Landers	1	27	28	7	0	16	20	0.8	30	1	4	5	3	0	0	5	0.0	30	
ALLEYNE, Nahiem	0	16	16	3	0	8	2	4.0	20	0	3	3	1	0	1	1	1.0	11	
HORNE, P.J.	10	18	28	11	0	6	9	0.7	14	0	7	7	1	0	2	1	2.0	8	
CONE, Jalen	1	6	7	11	0	5	9	0.6	17	0	1	1	0	0	0	0	0.0	3	
CATTOOR, Hunter	1	20	21	6	0	13	3	4.3	11	0	4	4	1	0	0	1	0.0	0	
BEDE, Wabissa	0	30	30	12	0	45	10	4.5	11	0	8	8	3	0	6	3	2.0	7	
RADFORD, Tyrece	14	22	36	8	0	6	2	3.0	10	1	3	4	1	0	0	0	0.0	4	
WILKINS, Isaiah	7	21	28	10	1	12	5	2.4	15	4	2	6	5	1	2	2	1.0	4	
OJIAKO, John	9	8	17	7	0	0	4	0.0	9	0	1	1	0	0	0	0	0.0	0	
JOHNSON, Branden	0	2	2	1	0	0	0	0.0	0	0	0	0	0	0	0	0	0.0	0	
PALMER, Brendan	0	1	1	0	0	0	0	0.0	0	0	0	0	0	0	0	0	0.0	0	
Totals	49	179	228	76	1	111	66	1.7	100	151	413	564	288	1	248	202	1.2	67	
Opponent	65	146	211	81	-	65	84	0.8	66	8	28	36	16	-	9	8	1.1	60	





0
Hunter CATTOOR
G | 6-3 | 205 | Fr.
Orlando, Fla.
(cuh-TOUR)



1
Isaiah WILKINS
G | 6-4 | 225 | So.
Winston-Salem, N.C.



2
Landers NOLLEY II
G/F | 6-7 | 225 | r-Fr.
Atlanta, Ga.
(NAH-lee)



3
Wabissa BEDE
G | 6-0 | 200 | Jr.
North Andover, Mass.
(wa-BEE-sah BEE-dee)




4
Nahiem ALLEYNE
G | 6-3 | 195 | Fr.
Buford, Ga.
(na-HEEM ah-LEAN)



10
Jonathan KABONGO
G | 6-4 | 195 | So.
Toronto, Canada
(kuh-BONGO)



11
Brendan PALMER
G | 6-4 | 195 | So.
Winston-Salem, N.C.



13
Grant YATES
F | 6-8 | 210 | So.
Gainesville, Va.



14
P.J. HORNE
F | 6-6 | 225 | Jr.
Tifton, Ga.



15
Jalen CONE
G | 5-10 | 170 | Fr.
Walkertown, N.C.



21
John Ojiako
F | 6-10 | 240 | Fr.
Lagos, Nigeria
(OH-gee-ah-co)




22
Keve ALUMA
F | 6-9 | 240 | Jr.
Berlin, Md.
(Kev-aye)



23
Tyrece RADFORD
G | 6-1 | 205 | r-Fr.
Baton Rouge, La.
(TIE-reese)



24
Branden JOHNSON
F | 6-8 | 230 | r-Sr.
Garfield Heights, Ohio



25
Ryan PAYNE
F | 6-8 | 220 | Jr.
Mechanicsville, Va.



Mike YOUNG
Head Coach
Emory & Henry, 1986
First season



Chester FRAZIER
Associate Head Coach
Illinois, 2009
First season



Christian WEBSTER
Assistant Coach
Harvard, 2013
Fourth season



Antwon JACKSON
Assistant Coach
Pikeville, 1993
First season

