



VIRGINIA TECH

2022-23 MEN'S BASKETBALL



13 NCAA APPEARANCES / 13 NIT APPEARANCES (2 CHAMPIONSHIPS) /
18 ALL-ACC SELECTIONS / 10 ALL-AMERICANS / 20 NBA DRAFT PICKS

GAME 15

THE MATCHUP

VIRGINIA TECH HOKIES

11-3, 1-2 ACC

Head Coach: Mike Young (Emory & Henry, 1986)
Record at Virginia Tech: 65-39 (4th Season)
Career Record: 364-283 (21st Season)
vs. Clemson: 4-8 (4-1 at VT)

VS

CLEMSON TIGERS

11-3, 3-0 ACC

Head Coach: Brad Brownell (DePauw, 1991)
Record at Clemson: 229-169 (13th Season)
Career Record: 396-254 (21st Season)
vs. Virginia Tech: 7-11

GAME 15 | VIRGINIA TECH vs. CLEMSON - JAN. 4, 2023 | 9PM | ESPN2 | BLACKSBURG, VA. | CASSELL COLISEUM (8,925)

BROADCAST INFORMATION

TV | ESPN2

Anish Shroff, PxP
Chris Spatola, Analyst

RADIO | VT Sports Network

Zach Mackey, PxP
Mike Burnop, Analyst

VIDEO STREAM

ESPN.com and ESPN app

LIVE STATS

stats.hokiesports.com



@HokiesMBB

@ClemsonMBB

PROJECTED STARTERS

Virginia Tech	Ht.	Wt.	Yr.	Hometown	PPG	RPG	Other
G 3 Sean Pedulla	6-1	195	So.	Edmond, Okla.	17.4	3.4	Scored 10+ in every game this year
G 0 Hunter Cattoor	6-3	200	Sr.	Orlando, Fla.	9.6	4.1	40.3 3FG% (27-67)
G 13 Darius Maddox	6-5	180	Jr.	Bowie, Md.	9.0	3.5	7 games of 10+ points this season
F 25 Justyn Mutts	6-7	220	Sr.	Millville, N.J.	13.6	8.2	5 double-doubles
F 21 Grant Basile	6-9	235	Gr.	Pewaukee, Wis.	13.6	5.4	40.0 3FG% (28-70)



KEY STORYLINES

THE SERIES

- The Hokies have a 23-17 advantage in the all-time series with Clemson.
- The two sides split the season series last year. Clemson defeated Tech, 63-59, in Clemson. Four days later, they squared off in the second round of the ACC Tournament in Brooklyn, N.Y. where Darius Maddox's drilled a 3-pointer as time expired in overtime to propel the Hokies to the 76-75 win.
- Over the last 10 games in the Clemson series, Tech has posted an 8-2 record.
- The Hokies are 13-12 against the Tigers as ACC foes.
- Tech is 14-5 all-time against Clemson inside Cassell

Coliseum and have won five in a row in Blacksburg vs. the Tigers.

- Mike Young earned his 300th career win as a head coach on Nov. 5, 2019 - a 67-60 victory at Clemson.

HOKIE HEADLINES

- Tech returns home where it's 8-0 on the season.
- The Hokies will look to snap their two-game skid against Clemson, which is second in the ACC standings at 3-0 in league play.
- In ACC-only games, Justyn Mutts is the lone player in the league to rank in the top three in scoring (21.0 - 2nd) and rebounding (10.0 - 2nd). He's also 2nd in FG% at 64.4%.

CLIMBING THE LADDER

- Hunter Cattoor is currently ninth all-time in career 3-pointers made in VT history. He became the ninth Hokie to reach 200 for his career at Boston College.

Seasons	Name	3FG
2005-09	A.D. Vassallo	267
2007-11	Malcolm Delaney	264
1986-89	Wally Lancaster	257
2014-18	Justin Bibbs	254
1999-2003	Brian Chase	239
2014-19	Ahmed Hill	230
2000-05	Carlos Dixon	215
2003-07	Zabian Dowdell	210
2019-pr.	Hunter Cattoor	200
2010-14	Jarell Eddie	192

2022-23 SCHEDULE

RECORD	11-3
ACC	1-2
NON-CONFERENCE	10-1
HOME	8-0
AWAY	0-3
NEUTRAL	3-0

Date	Opponent	TV	Time/Result
11/7	Delaware State	ACGN	W, 95-57
11/10	Lehigh	ACCN	W, 78-52
11/13	William & Mary	RSN	W, 94-77
11/17	Old Dominion ¹	ESPN2	W, 75-71
11/18	Penn State ¹	ESPN2	W, 61-59
11/20	at College of Charleston ¹	ESPN2	L, 75-77
11/25	Charleston Southern	ACCN	W, 69-64
11/28	Minnesota ²	ESPN2	W, 67-57

12/4	#18 North Carolina [*]	ACCN	W, 80-72
12/7	Dayton	ACCN	W, 77-49
12/11	Oklahoma State ³	ESPN2	W, 70-65
12/17	Grambling State	RSN	W, 74-48
12/21	at Boston College [*]	ACCN	L, 65-70 (OT)
12/31	at Wake Forest	RSN	L, 75-77

1/4	Clemson [*]	ESPN2	9 PM
1/7	NC State [*]	RSN	7:30 PM
1/11	at Syracuse [*]	RSN	7:30 PM
1/18	at Virginia [*]	TBD	7 PM
1/21	at Clemson [*]	TBD	6 PM
1/23	Duke [*]	ESPN	7 PM
1/28	Syracuse [*]	ACCN	7 PM
1/31	at Miami [*]	ESPN2	7 PM

2/4	Virginia [*]	TBD	12 PM
2/8	Boston College [*]	ACCN	7 PM
2/11	at Notre Dame [*]	RSN	2 PM
2/15	at Georgia Tech [*]	ACCN	7 PM
2/18	Pitt [*]	ACCN	5 PM
2/21	Miami [*]	TBD	7 PM
2/25	at Duke [*]	ESPN	6/8 PM
2/28	at Louisville [*]	ACCN	9 PM

3/4	Florida State [*]	ESPN/2	TBD
3/7-11	ACC Tournament ⁴	ESPN	-

All Times Eastern

* - ACC Game

1 - Shriners Children's Charleston Classic (Charleston, S.C.)

2 - ACC/Big Ten Challenge (Blacksburg, Va.)

3 - Basketball Hall of Fame Invitational (Brooklyn, N.Y.)

4 - New York Life ACC Tournament (Greensboro, N.C.)



CONTACT INFO

Brian Cox | Phone: (540) 250-0624
Email: bcox90@vt.edu
Associate AD, Creative Communications

Will Copeland | Phone: (757) 814-0930
Email: cwill99@vt.edu
Assistant Director, Creative Communications

QUICK FACTS

THE BASICS

University Name: Virginia Tech
 Location: Blacksburg, Va.
 Founded: 1872
 Enrollment: 37,000
 President: Dr. Tim Sands
 Director of Athletics: Whit Babcock
 Nickname: Hokies
 Mascot: Hokie Bird
 Colors: Chicago Maroon and Burnt Orange
 Affiliation: NCAA Division I
 Conference: Atlantic Coast (18th Season)

FACILITY FACTS

CASSELL COLISEUM
 Capacity: 8,925
 Record in Arena: 643-208 (.756)
 Largest Crowd: 11,500 (vs. Purdue, Dec. 3, 1966)

TEAM INFORMATION

2021-22 Record: 23-13
 Home/Away/Neutral: 11-4/7-6/5-3
 Conference Record: 11-9
 Home/Away: 6-4/5-5
 Conference Finish: 7th
 Conference Tournament: Champion
 Starters Returning/Lost: 2/3
 Letterwinners Returning/Lost: 6/6
 Newcomers: 9

Total seasons: 115
 First season: 1908-09
 All-Time Record: 1,529-1,259
 All-Time ACC Record: 139-171
 All-Time ACC Tournament Record: 14-17
 ACC Championship Game Appearances (Titles): 1 (1 - 2022)
 NCAA Tournament Appearances (Last): 13 (2022)
 All-Time NCAA Record: 8-13



MEDIA INFORMATION

CREDENTIALS

Outlets interested in obtaining credentials to cover Virginia Tech basketball home games must apply for credentials via: media.hokiesports.com/credentials.

You may also email: bcox90@vt.edu.

All credentials for Virginia Tech home games this season will be issued on a single-game basis, and media seating is extremely limited.

INTERVIEW POLICY

During ACC play, Mike Young conducts weekly media press conferences, via Zoom. To request the Zoom link for a particular week, please email Brian Cox (bcox90@vt.edu).

Gamedays: Coach Mike Young and select players will be available to the media following a 10-minute cooling off period after the game. For home games, interviews of Coach Young and players will be conducted in-person in the Cassell Coliseum media center.

Non-Gamedays: All coach and player interview requests need to be arranged through the Virginia Tech Creative Communications Office - contact Brian Cox (c. 540-250-0624; e. bcox90@vt.edu). Players and coaches should not be contacted directly under any circumstances.



2022-23 VIRGINIA TECH NUMERICAL ROSTER

No.	Name	Cl.	Pos.	Ht.	Wt.	Hometown	Previous School
0	Hunter Cattoor	Sr.	G	6-3	200	Orlando, Fla.	Bishop Moore
1	Rodney Rice	Fr.	G	6-4	195	Clinton, Md.	DeMatha Catholic
2	MJ Collins	Fr.	G	6-4	190	Clover, S.C.	Combine Academy
3	Sean Pedulla	So.	G	6-1	195	Edmond, Okla.	Edmond Memorial
4	Darren Buchanan Jr.	Fr.	F	6-7	235	Washington, D.C.	Woodrow Wilson
5	Patrick Wessler	Fr.	C	7-0	245	Matthews, N.C.	Combine Academy
10	Camden Johnson	So.	G	6-1	185	Waxhaw, N.C.	Metrolina Christian Academy
11	John Camden	r-Fr.	F	6-8	215	Downingtown, Pa.	Memphis
13	Darius Maddox	Jr.	G	6-5	180	Bowie, Md.	Oak Hill Academy
14	Owyn Dawyot	Fr.	G	6-2	190	Roanoke, Va.	Cave Spring
15	Lynn Kidd	Jr.	C	6-10	235	Gainesville, Fla.	Clemson
21	Grant Basile	Gr.	F	6-9	235	Pewaukee, Wis.	Wright State
25	Justyn Mutts	Sr.	F	6-7	220	Millville, N.J.	Delaware
33	Michael Ward	Fr.	G	6-2	175	Bethesda, Md.	Walt Whitman
34	Mylyjael Poteat	Jr.	F	6-9	265	Reidsville, N.C.	Rice

COACHING & SUPPORT STAFF

Head Coach: Mike Young (Emory & Henry, 1986)
Record at VT: 65-39 (4th Year)
Overall Record: 364-283 (21st Year)
Associate Head Coach: Mike Jones (2nd Year)
Assistant Coach: Christian Webster (7th Year)
Assistant Coach: Kevin Giltner (4th Year)
Chief of Staff: Stephanie Ballein (4th Year)
Special Assistant for Recruiting: Matt Olinger (4th Year)
Director of Player Personnel: Ryan Nadeu (5th Year)
Special Assistant to the Head Coach: Ace Custis (4th Year)
Strength & Conditioning: David Jackson (15th Year)
Athletic Trainer: Hisham Ziyout (4th Year)

PRONUNCIATION GUIDE

Hunter Cattoor	cuh-TOUR
Sean Pedulla	puh-DOOL-uh
Darren Buchanan Jr.	DARE-in BUH-can-in
Patrick Wessler	WES-lerr
Darius Maddox	Mad-DOCKS
Owyn Dawyot	Doy-YACHT
Grant Basile	buh-ZILLY
Justyn Mutts	JUST-in
Mylyjael Poteat	Muh-LIE-juh! POH-teet

ROSTER BY CLASS

Freshmen (7)	Sophomores (2)	Juniors (3)	Seniors (3)
Darren Buchanan Jr.	Camden Johnson	Lynn Kidd	Grant Basile [^]
John Camden*	Sean Pedulla	Darius Maddox	Hunter Cattoor
MJ Collins		Mylyjael Poteat	Justyn Mutts
Owyn Dawyot			
Rodney Rice			
Michael Ward			
Patrick Wessler			

* = Redshirt
[^] = Graduate Student

SOCIAL



BY THE NUMBERS

5

Justyn Mutts recorded his **fifth double-double** of the season at Wake Forest. He is tied for 33rd among **active career leaders** with **21 double-doubles**.

8

The Hokies are **8-0 at home** this season and have **won nine straight** inside Cassell, dating back to last season. Their **last loss at home** was vs. North Carolina on Feb. 19, 2022 (65-57).

0

In Tech's three losses, **Justyn Mutts did not attempt a free throw**. His last free-throw attempt came against Grambling State on Dec. 17. He went 1 for 3 that game.

NOTEWORTHY

'DULLA TURNING HEADS

- Sean Pedulla has reached double-figure scoring in each of his first 14 games of the season. Pedulla is the first Hokie to do that since Erick Green scored double figures in all 32 games of the 2012-13 season.
- Below is a chart of the sophomores in the country who have increased their points per game from a season ago by double digits. Pedulla is tied for eighth overall and the only Power 5 player.

Player	School	21-22	22-23	Change
Brandin Podziemski	Santa Clara	1.4	18.4	+17.0
Zhuric Phelps	SMU	3.8	19.5	+15.7
Ty Johnson	UC Davis	0.9	15.7	+14.8
Javon Small	East Carolina	2.0	16.4	+14.4
Abdoulaye Thiam	High Point	0.8	14.9	+14.1
Bryce Hopkins	Providence	2.1	15.9	+13.8
Davon Barnes	Texas Southern	2.1	14.6	+12.5
Curtis Jones	Buffalo	2.5	14.5	+12.0
Sean Pedulla	Virginia Tech	5.4	17.4	+12.0
Noah Reynolds	Wyoming	2.9	14.3	+11.4
Javian McCollum	Siena	6.7	17.9	+11.2
Emoni Bates	Eastern Michigan	9.7	20.8	+11.1

WEARING OUT THE WHISTLE IN W-S

- Tech and Wake Forest combined for 41 fouls on Saturday. The Hokies' 24 fouls tied for the most in the Mike Young era (at Wake Forest, Jan. 14, 2020; vs. Florida, March 19, 2021).
- Despite Tech holding the Deacs to 36.5% shooting, Wake converted 20 points from the charity stripe.
- Over half (40) of Wake's 77 points came from the charity stripe (20) and second-chance points (20).

ROAD WINS HARD TO COME BY

- The Hokies are 0-3 in road games for the 2022-23 season. They went 7-6 last season.
- "Winning on the road's really hard, I don't care what league you're in" Young said after the Wake game. "Beating Wake Forest on the road, it's hard. And those are real feathers in the cap [when you win road

games], and we've lost, we've squandered two opportunities, at BC and at Wake Forest."

HUNT INJURED AT BOSTON COLLEGE

- Hunter Cattoor is game to game after suffering a left arm injury in the second half at Boston College on Dec. 21.
- He is probable for Wednesday's game vs. Clemson and continues to be evaluated by the program's medical team. Early evaluations are encouraging.
- "He's really close," Mike Young said following Tech's 77-75 loss at Wake Forest. "We had a shot to play him today but he's very close. I think he'll play on Wednesday. He's feeling good. I thought it was just in his best interest and our team's best interest to hold onto him for a night here. He's still a little tender, he's still got some bruising on that elbow. But we caught a break, it could've been a lot worse."

BASILE AMONG ACTIVE SCORING LEADERS

- Grant Basile eclipsed the 1,400 career point mark at Boston College. He ranks 89th in the country among active career scoring leaders.
- Below is a chart of active career scoring leaders in the ACC.

Player	School	Points
Jayden Gardner	Virginia	2,143
Tyree Appleby	Wake Forest	1,810
Jarkel Joiner	NC State	1,706
Ben Vander Plas	Virginia	1,659
Nike Sibande	Pitt	1,643
Armando Bacot	UNC	1,540
Isaiah Wong	Miami	1,507
Dane Goodwin	Notre Dame	1,501
Marcus Hammond	Notre Dame	1,472
Jordan Miller	Miami	1,462
Daivien Williamson	Wake Forest	1,454
Grant Basile	Virginia Tech	1,418

- Twelve players in the ACC have at least 1,400 career points.

VALUE THE BALL

- An emphasis in Coach Young's system is valuing the basketball, thus limiting turnovers.
- Through 14 games, the Hokies are averaging 9.8 turnovers per game, which ranks seventh in the country.
- Tech ranks 20th nationally in assist/turnover ratio (1.48).

- In the Hokies' three losses, they are averaging 13.7 turnovers per game.
- Since recording a season-low-tying five miscues vs. Dayton, Tech has logged double-digit turnovers in its last four games.

FIVE STRAIGHT TICKETS PUNCHED

- The Hokies are among the nation's leaders in active NCAA Tournament appearances. With their program record fifth straight appearance locked up in 2022, they own the eighth-longest active streak. It's the second-longest among ACC programs.

School	Streak	Conference
Kansas	32	Big 12
Michigan State	24	Big Ten
Gonzaga	23	WCC
North Carolina	11	ACC
Villanova	9	BIG EAST
Purdue	7	Big Ten
Michigan	6	Big Ten
Virginia Tech	5	ACC

- A pretty remarkable turnaround for a program that prior to 2017 had only gone to the NCAA Tournament once (2007) in 20 years.

TRACKING THE TREY

- Coach Young's last four teams at Wofford all finished inside the top 10, nationally, in 3-point field-goal percentage.
- With three Hokies shooting over 40% from three, Tech made a big jump in this category in 2021-22.

Season	School	3FG%	Rank
2022-23	Virginia Tech	34.7	139th
2021-22	Virginia Tech	39.2	3rd
2020-21	Virginia Tech	35.4	95th
2019-20	Virginia Tech	35.2	81st
2018-19	Wofford	41.4	2nd
2017-18	Wofford	41.3	5th
2016-17	Wofford	40.3	7th
2015-16	Wofford	40.8	8th

TRIO OF TRANSFERS

- Tech landed Grant Basile (Wright State), John Camden (Memphis) and Mylyjael Poteat (Rice) out of the transfer portal in the offseason.
- Basile is the favorite to replace two-time All-ACC honoree Keve Aluma at the five position for the Hokies. The 6-foot-9 forward is versatile and has 3-point range, which will once again provide VT the opportunity to space the floor with all five

starters having the green light from three.

- Camden will add depth at the wing, playing the three and the four positions for Tech. At 6-foot-8, Camden gives VT the option to play big when he slides over to the three position. He will be another sharpshooter to add to the Hokies' already potent outside attack.
- Poteat has perhaps been the biggest surprise among the transfers. His footwork and hands have drawn praise from Coach Young over the summer. He will primarily play at the five position for Tech.

DEPTH ON THE FRONT LINE

- As opposed to last year, the Hokies should have significant depth in the frontcourt this season.
- "We're deeper on the front line than we've ever been," Young said at ACC Tipoff in Charlotte. "We were thin as nickel soup last year in the frontcourt after Mutts and Aluma. But I am comfortable with Darren Buchanan, John Camden. ... And ... Mylyjael and Lynn Kidd ... are going to help our team — big, strong, athletic people. Lynn Kidd's an amazing athlete. Mylyjael Poteat is just a physical person that can run. He's got exceptional hands."

SIZING US UP

- Entering the 2022-23 season, Tech will feature seven scholarship players at 6-foot-7 or taller.
- That figure ties for the second-most since the start of the Seth Greenberg era. ~ h/t David Cunningham

Season	# of players 6-7 or taller	Players
2003-04	5	Calloway, Matthews, McCandies, Dixon, Collins
2004-05	7	Witherspoon, Washington, Krabbendam, Calloway, Dixon, Collins, Tucker
2005-06	8	Witherspoon, Washington, Krabbendam, Vinson, Calloway, Collins, Diakite, Tucker
2006-07	7	Washington, Krabbendam, Vinson, Witcher, Collins, Diakite, Tucker
2007-08	5	Allen, Washington, Vinson, Witcher, Diakite
2008-09	6	Allen, Davila, Vinson, Witcher, Diakite, Swindle
2009-10	6	Allen, Raines, Davila, Witcher, Atkins, Swindle
2010-11	6	Allen, Chaney, Raines, Davila, Atkins, Eddie
2011-12	6	Van Zegeren, Raines, Davila, Finney-Smith, Eddie, Barksdale
2012-13	5	Van Zegeren, Raines, Eddie, Wood, Barksdale
2013-14	7	Van Zegeren, Raines, Kirby, Eddie, Thompson, Wood, Barksdale
2014-15	3	Henry, Van Zegeren, Pierce
2015-16	5	Henry, Pierce, Hamilton, Blackshear Jr., LeDay
2016-17	2	Sy, LeDay
2017-18	2	Fullard, Blackshear Jr.
2018-19	1	Blackshear Jr.
2019-20	3	Nolley, Ojiako, Johnson
2020-21	5	Ojiako, Aluma, N'Guessan, Pems, Mutts
2021-22	6	N'Guessan, Haynes, Kidd, Ojiako, Aluma, Mutts
2022-23	7	Kidd, Basile, Poteat, Camden, Buchanan Jr., Wessler, Mutts

BASILE THE PERFECT FIT

- More than 50 schools reached out to Grant Basile when he went into the transfer portal last spring. After his latest outing - a 23-point, 10-rebound performance against Dayton, Basile continues to deliver at a high rate for the Hokies.
- "He's just the perfect fit to go along with the other four starters that we have and the rest of the team," Sean Pedulla said. "Just a completely unselfish guy, a very team-oriented guy. And like the rest of us, he gets excited when other people play well and we're all excited when he plays well. Just a great overall fit."

JUSTYN MUTTS: A MAN OF THE PEOPLE

- Mutts has a special place in his heart for mentoring the youth. Recently, the senior forward has been involved with the West End Center for Youth in Roanoke, Virginia, hosting clinics and mentoring young people.
- "Being a basketball player at a big-time program like Virginia Tech, I can use my platform to my advantage," Mutts pointed out. "When I talk, the kids listen intently and give me their full attention when I offer advice or words of wisdom. I know I had a mentor when I was around the middle school age, and this person was an extremely influential person in my life that helped guide me down the right path. That's exactly who I want to be for these kids."



STANDINGS

TEAM	OVERALL	ACC	PCT
1. Miami	13-1	4-0	.929
2. Clemson	11-3	3-0	.786
3. Pitt	10-4	3-0	.714
4. Virginia	10-2	2-1	.833
5. Duke	11-3	2-1	.786
6. Wake Forest	10-4	2-1	.714
7. Syracuse	9-5	2-1	.643
8. Florida State	4-11	2-2	.267
9. Virginia Tech	11-3	1-2	.786
10. North Carolina	9-5	1-2	.643
11. Boston College	7-7	1-2	.500
12. NC State	11-4	1-3	.733
13. Notre Dame	8-6	0-3	.571
14. Georgia Tech	7-6	0-3	.538
15. Louisville	2-12	0-3	.143

PREDICTED ORDER OF FINISH

TEAM (FIRST-PLACE VOTES)	POINTS
1. North Carolina (90)	1504
2. Duke (2)	1339
3. Virginia (6)	1310
4. Miami (2)	1138
5. Florida State	1064
6. Notre Dame	971
7. Virginia Tech (1)	921
8. Syracuse	700
9. Wake Forest	672
10. NC State	548
11. Clemson	528
12. Louisville	477
13. Boston College	368
14. Pitt	320
15. Georgia Tech	260

PRESEASON ALL-ACC TEAM

First Team

Armando Bacot, North Carolina
Isaiah Wong, Miami
Caleb Love, North Carolina
Terquavion Smith, NC State
Jeremy Roach, Duke

Second Team

Jayden Gardner, Virginia
Derek Lively II, Duke
Justyn Mutts, Virginia Tech
PJ Hall, Clemson
RJ Davis, North Carolina

PRESEASON ACC PLAYER OF THE YEAR

Armando Bacot, North Carolina

PRESEASON ACC FRESHMAN OF THE YEAR

Derek Lively II, Duke



TEAM COMPARISON

VT	Stat	CU
75.4	Points Per Game	75.9
63.9	Opponents Points Per Game	66.3
+11.5	Scoring Margin	+9.6
36.4	Rebounds Per Game	34.6
+2.5	Rebounding Margin	+2.2
.480	FG Percentage	.472
.405	FG Percentage Defense	.400
.347	3FG Percentage	.388
.306	3FG Percentage Defense	.320
7.9	3FG Made Per Game	8.4
.735	FT Percentage	.783
14.5	Assists Per Game	15.9
9.8	Turnovers Per Game	11.0

ELITE COMPANY

- Tech's Mike Young joined an elite group of head coaches who have won an ACC tournament title within the first three seasons at their respective school.

Coach	School	Year (#)
Vic Bubas	Duke	1960 (1)
Jim Valvano	NC State	1983 (3)
Press Maravich	NC State	1965 (1)
Terry Holland	Virginia	1976 (2)
Bill Guthridge	North Carolina	1998 (1)
Jim Larrañaga	Miami	2013 (2)
Mike Young	Virginia Tech	2022 (3)

- With the win against Duke, Young improved to 6-0 in conference tournament championship games. His six titles are as many as Michigan State's Tom Izzo and one more than Syracuse's Jim Boeheim.

RAVE REVIEWS FOR POTEAT

- Junior forward Mylyjael Poteat has been a pleasant surprise for Coach Young.
- "He's got unbelievable hands," Young said of Poteat. "Much, much better feet. I liked him coming out of high school and I called him three or four times. ... He's gonna help us win. He's big and he's physical and he's not afraid of contact. He knows who he is as a player, and I think that's a benefit of playing college basketball for two years."

NO CEILING

- Although the Hokies feature nine new faces in 2022-23, Justyn Mutts believes this group can be even better than last year.
- "There is no ceiling. I think our team is so diverse and so talented and so dynamic that if we really start to click the way I feel we can, it'll be scary. Just the way we defend, the way we can make shots, the way we can get to the basket or space it out or our pace of offense. I think once we really start clicking on all cylinders with the relationships that we have as people off the court, it'll be a lot of fun."

1-800-TRIFECTA

- Tech's trio of Hunter Cattoor, Darius Maddox and Sean Pedulla all shot above 40% from three last season (min. 30 makes).

Player	3FGM - 3FGA	3FG%
Hunter Cattoor	83-199	41.7
Darius Maddox	40-79	50.6
Sean Pedulla	34-76	44.7

- Cattoor's 83 makes led all Hokies and were tied for the fourth-most threes made in a single season in program history.
- Cattoor also ranks ninth all-time in career 3-pointers made at VT with 200. The record is held by A.D. Vassallo at 267.
- As a team, the Hokies buried 319 treys in 2021-22 - the second-most in a single season in Tech history.
- Two of the Hokies' three best single-season marks have come under Coach Young.

Season	3FG	3FG%
2018-19	327	39.4
2021-22	319	39.2
2019-20	315	35.2

J-MUTTY: THE ULTIMATE SCHOLAR

- Justyn Mutts, the ACC's Skip Prosser Award winner last season, embarks on his 11th semester in college - having already earned a bachelor's degree and two master's degrees.
- He's currently enrolled in human development - his second undergraduate program.

DO IT FOR THE CITY

- Justyn Mutts has his sights set on a third consecutive trip to the Big Dance in March. However, getting there isn't the end goal.
- "I've never won a game in March Madness," Mutts said. "That's definitely a huge thing for me this year. We need multiple wins [in the NCAAs], just for the city. Blacksburg, they deserve it [for] the love that they show us."

DEPENDABLE DEFENDERS

- Hunter Cattoor almost always draws the assignment of guarding the opposing team's best guard or wing.
- He's come a long way in that department, as Coach Young has gone on record of saying "he couldn't guard me" when Cattoor first arrived in Blacksburg.
- Combined with Justyn Mutts, who is as good of a defender as Young has ever coached, the Hokies have two elite leaders on the defensive side of the ball.

MEMORABLE YEAR

- Saturday's game vs. Grambling State was Virginia Tech's final home game of 2022. Tech posted a 14-3 record inside of Cassell Coliseum in the calendar year.
- The Hokies are 8-0 at home this season and riding a nine-game win streak in their home quarters dating back to last season.



The 2022-23 season marks the 21st for Mike Young as a head coach.

SPECIALTY STAT TRACKER

Opponent	Off TOs	Paint	2nd Chance	FB	Bench
Delaware State	18	28	16	8	19
Lehigh	16	40	4	2	17
William & Mary	14	24	14	6	21
Old Dominion	6	28	8	2	19
Penn State	8	40	11	2	10
at College of Charleston	15	44	9	7	5
Charleston Southern	14	40	8	8	11
Minnesota	13	40	13	2	15
North Carolina	10	42	8	10	12
Dayton	10	36	7	2	14
Oklahoma State	19	24	10	7	12
Grambling State	23	24	9	3	15
at Boston College	6	42	7	6	1
at Wake Forest	7	34	15	4	18
Clemson					
NC State					
at Syracuse					
at Virginia					
at Clemson					
Duke					
Syracuse					
at Miami					
Virginia					
Boston College					
at Notre Dame					
at Georgia Tech					
Pitt					
Miami					
at Duke					
at Louisville					
Florida State					
Total +/-	+21	+92	-23	-12	-127
Season Highs	23	44	16	10	21

FAST BREAK

Tech has registered **two** wins over Top-5 programs under head coach Mike Young - most recently an 81-73 win over No. 3 Villanova on Nov. 28, 2020.

SCHOOL RECORDS

INDIVIDUAL

Games Played (Season)	36, by 5 players
Games Started (Season)	36, by 5 players
Games Played (Career)	136, Malcolm Delaney (2007-11)
Games Started (Career)	126, Dell Curry (1982-86); Bobby Beecher (1982-86)
Consecutive Starts	123, Ace Custis (1993-97)
Minutes Played (Game)	55, by 3 players
Minutes Played (Season)	1,300, Malcolm Delaney (2010-11), 34 games
Minutes Played (Highest Season Average)	38.6, Jay Purcell (1991-92), 28 games
Minutes Played (Career)	4,688, Malcolm Delaney (2007-11)
Minutes Played (Highest Career Average)	35.1, Dale Solomon, 1978-82
Points (Overall Game)	52, Allan Bristow vs. George Washington (2-21-73)
Points (ACC Game)	37, Malcolm Delaney vs. Clemson (1-29-09)
Points (ACC Tournament Game)	32, Jalen Hudson vs. Wake Forest (3-10-15)
Points (NCAA Tournament)	29, Glen Combs vs. Indiana (3-17-67)
Points (NIT)	33, A.D. Vasallo vs. Duquesne (3-18-09)
Points (Season)	801, Erick Green (2012-13), 32 games
Points (ACC Season)	469, Erick Green (2012-13), 18 games
Points (Season Average)	26.6, Bimbo Coles (1988-89), 27 games
Points (Double-Figure Games, Season)	34, Dell Curry (1983-84), 35 games
Points (Career)	2,484, Bimbo Coles (1986-90)
Points (Career Average)	23.1, Allan Bristow (1970-73)
Points (Double-Figure Games, Career)	115, Dell Curry (1982-86)
Field Goals Made (Game)	22, Allan Bristow vs. George Washington (2-21-73)
3-Pointers Made (Game)	9, Hunter Cattoor at Florida State (1-29-22); Justin Robinson vs. Syracuse (1-26-19)
Field Goals Made (Season)	305, Dell Curry (1985-86), 30 games
3-Pointers Made (Season)	106, Wally Lancaster (1987-88), 29 games
Field Goals Made (Career)	1,021, Dell Curry (1982-86)
3-Pointers Made (Career)	267, A.D. Vasallo (2005-09)
Free Throws Made (Game)	20, by 3 players
Free Throws Made (Season)	230, Malcolm Delaney (2009-10), 33 games
Free Throws Made (Career)	721, Malcolm Delaney (2007-11)
Rebounds (Game)	36, Chris Smith vs. Washington & Lee (1-9-59)
Rebounds (Season)	495, Chris Smith (1959-60), 26 games
Rebounds (Career)	1,508, Chris Smith (1957-61)
Assists (Game)	12, by 3 players
Assists (Season)	192, Dave Sensibaugh (1975-76), 28 games
Assists (Career)	547, Bimbo Coles (1986-90)
Steals (Game)	8, by 3 players
Steals (Season)	94, Jamon Gordon (2006-07), 34 games
Steals (Career)	295, Dell Curry (1982-86)
Blocks (Game)	9, Roy Brow vs. James Madison (12-6-86); vs. Baptist College (12-12-87)
Blocks (Season)	100, Roy Brow (1987-88), 28 games
Blocks (Career)	251, Roy Brow (1984-88)
TEAM	
Points (Game)	141, vs. Southern Miss (2-6-88)
Points (Season)	2,646, 1987-88, 29 games
Field Goals Made (Game)	52, vs. VMI (2-20-59)
Field Goals Made (Season)	1,058, 1983-84, 35 games
FG Percentage (Game)	.722 (39-54), vs. Syracuse (1-28-76)
FG Percentage (Season)	.517 (1,030-1,993), 1981-82
3-Pointers Made (Game)	21, vs. Delaware State (11-20-19)
3-Pointers Made (Season)	327, 2018-19, 35 games
3FG Percentage (Game)	.720 (18-25), at Florida State (1-29-22)
3FG Percentage (Season)	.403 (290-720), 2016-17
Rebounds (Game)	83, vs. VMI (2-19-61)
Assists (Game)	36, vs. The Citadel (11-12-17)
Steals (Game)	21, at Clemson (2-8-06)
Blocks (Game)	15 (2x), last vs. VMI (12-9-09)

2022-23 HONORS WATCH



Justyn Mutts

- ACC Preseason Voting*
- Second-Team All-ACC

Naismith Memorial Basketball Hall of Fame

- Karl Malone Award Watch List

Shriners Children's Charleston Classic

- All-Tournament Team

ACC Player of the Week

- Dec. 5 (21.5 ppg, 10.0 rpg, 65.5 FG%)

Sean Pedulla

Basketball Hall of Fame Invitational

- MVP vs. Oklahoma State (16p, 5r, 4a)



GLUE GUY

- Jon Rothstein voted Justyn Mutts as one of his top-10 "glue guys" heading into the 2022-23 season.



WINNINGEST STRETCH IN PROGRAM HISTORY

- Tech has racked up 143 wins over the last seven seasons, which is tied for the winningest stretch in program history.



- Between 1979 and 1986, VT also recorded 143 wins.
- The Hokies will need 23 wins or more in 2022-23 to break the best eight-season stretch in program history.

Season	Head Coach	Record
2015-16	Buzz Williams	20-15
2016-17	Buzz Williams	22-11
2017-18	Buzz Williams	21-12
2018-19	Buzz Williams	26-9
2019-20	Mike Young	16-16
2020-21	Mike Young	15-7
2021-22	Mike Young	23-12
2022-23	Mike Young	11-3

- Five of those seven seasons have resulted in an NCAA tournament appearance.

LEADING AT THE BREAK

- Over the last three seasons, Tech is 42-7 when leading at halftime.
- The Hokies are 55-11 in the Mike Young era when up at half.

NATIONAL POLLS

ASSOCIATED PRESS POLL

Updated: January 2

Rank	School	Record	Points
1	Purdue (60)	13-0	1524
2	Houston	14-1	1417
3	Kansas	12-1	1351
4	UConn (1)	14-1	1342
5	Arizona	13-1	1334
6	Texas	12-1	1185
7	Alabama	11-2	1132
8	Tennessee	11-2	1114
9	Gonzaga	12-3	1003
10	UCLA	13-2	993
11	Virginia	10-2	926
12	Miami	13-1	814
13	Arkansas	11-2	717
14	Wisconsin	10-2	639
15	Indiana	10-3	558
16	Duke	11-3	554
17	TCU	12-1	545
18	Xavier	12-3	531
19	Baylor	10-3	520
20	Missouri	12-1	329
21	New Mexico	14-0	290
22	Auburn	11-2	287
23	Charleston	14-1	116
24	Ohio State	10-3	114
25	Iowa State	10-2	94

Receiving Votes: LSU 83, San Diego State 72, Mississippi State 62, Kentucky 53, Kansas State 41, Illinois 21, Marquette 20, Providence 14, **Virginia Tech 7**, Memphis 6, West Virginia 5, Michigan State 5, Saint Mary's 3, Florida Atlantic 3, Creighton 1

Dropped from Rankings: Kentucky 19, Mississippi State 21, West Virginia 24, North Carolina 25

USA TODAY COACHES' POLL

Updated: January 2

Rank	School	Record	Points
1	Purdue (30)	13-0	798
2	Houston (2)	14-1	740
3	Kansas	12-1	720
4	Arizona	13-1	693
5	UConn	14-1	659
6	Texas	12-1	652
7	Alabama	11-2	560
8	UCLA	13-2	559
9	Tennessee	11-2	556
10	Gonzaga	12-3	510
11	Virginia	10-2	494
12	Miami	13-1	380
13	Arkansas	11-2	377
14	Duke	11-3	370
15	Wisconsin	10-2	326
16	Baylor	10-3	290
17	TCU	12-1	273
18	Xavier	12-3	246
19	Indiana	10-3	226
20	Auburn	11-2	131
21	Missouri	12-1	130
22	New Mexico	14-0	118
23	Ohio State	10-3	112
24	Illinois	9-4	65
25	Kentucky	9-4	62
	Iowa State	10-2	62

Receiving Votes: Mississippi State 47, Kansas State 38, LSU 35, Providence 30, West Virginia 28, Charleston 24, San Diego State 17, Marquette 14, Michigan State 14, Saint Mary's 12, Penn State 11, Maryland 9, Virginia Tech 6, Florida Atlantic 3, UAB 2, Texas Tech 1

Dropped from Rankings: Mississippi State 20, Maryland 21, West Virginia 24

TRACKING TECH

	AP	Coaches
Preseason	RV	RV
11/14	RV	RV
11/21	RV	RV
11/28	RV	-
12/5	RV	RV
12/12	24	T23
12/19	21	20
12/26	RV	RV
1/2	RV	RV
1/9	-	-
1/16	-	-
1/23	-	-
1/30	-	-
2/6	-	-
2/13	-	-
2/20	-	-
2/27	-	-
3/6	-	-
3/13	-	-
Final	-	-

Ratings Tracker (through January 2)

ESPN.com BPI	38
KenPom.com	30
Massey	41
NCAA NET Rankings	38
Sagarin	42

Virginia Tech's "Best" NET Wins:

North Carolina	29
Oklahoma State	40
Penn State	59



NOTEWORTHY

WHERE ARE THEY NOW?

- The Hokies lost 54.5% of their scoring from a year ago.
- Below is a rundown of where the letterwinners lost are now.

Name	Points	Current Team
Keve Aluma	567	Niigata (Japan)
Nahiem Alleyne	346	UConn
Storm Murphy	288	Medipolis SC Jena (Germany)
David N'Guessan	132	Kansas State
John Ojiako	47	George Mason
Jalen Haynes	7	ETSU
Ben Varga	3	No longer playing basketball

MUTTS DISHING IT OUT WITH THE BEST OF THEM

- Justyn Mutts was among the nation's leaders in assists from the forward position last season.
- He tied for fourth in the country with 124 assists. Ironically, the person he tied was the No. 1 pick in the 2022 NBA Draft.

Name	Assists	Team
Tosan Evbuomwan	142	Princeton
Kyle Rode	140	Liberty
Jalen Slawson	125	Furman
Justyn Mutts	124	Virginia Tech
Paolo Banchemo	124	Duke

50TH ANNIVERSARY OF '73 NIT CHAMPIONSHIP TEAM

- The 2022-23 season marks the 50th anniversary of the 1973 NIT championship team.
- It was the first postseason championship in program history.
- The Hokies captured the tournament by winning four games by a combined five points at Madison Square Garden in New York City.

Opponent	Score	Date
New Mexico	W, 65-63	3/18/73
Fairfield	W, 77-76	3/22/73
Alabama	W, 74-73	3/24/73
Notre Dame	W, 92-91 (OT)	3/25/73

- Bobby Stevens drained the game-winning basket as time expired to lift the Hokies over Notre Dame in the final.

DANCIN' IN BACK-TO-BACK SEASONS

- In previous seasons in Virginia Tech history, the fastest head coach to make the NCAA Tournament was in Year Three. Those Hokies were Howie Shannon, Charlie Moir and Buzz Williams.
- Therefore, with Mike Young doing so in Year Two, he became the fastest Tech coach to make The Dance.
- The Hokies have also never had a head coach lead them to the NCAA Tournament in two of their first three seasons.
- Mike Young becomes just the third head coach in program history to register multiple trips to the NCAA Tournament, joining Charlie Moir and Buzz Williams.
- Here's a rundown of the head coaches who have guided Tech to the NCAA Tournament.

Head Coach	NCAAT Years	# of App.
Charlie Moir	1979, 1980, 1985, 1986	4
Buzz Williams	2017, 2018, 2019	3
Mike Young	2021, 2022	2
Don DeVoe	1976	1
Bill Foster	1996	1
Seth Greenberg	2007	1
Howie Shannon	1967	1

HOKIE CENSUS

- Tech has 15 players on the squad who represent nine states and Washington, D.C.
- Maryland and North Carolina lead the way

with three players apiece, followed by Florida (two).

50 SPOT

- Tech shot over 50 percent in a game five times during the 2020-21 season - going 5-0.
- Since Young got to Blacksburg, the Hokies are 28-3 in contests shooting 50 percent or greater - only losses: vs. BYU (11/27/19), vs. Miami (1/26/22), at College of Charleston (11/20/22).
- Since the 2010-11 season, Tech is 99-14 when shooting 50 percent or better.

RANKED WINS BECOMIN' COMMON

- Tech had four ranked wins in 2020-21, tying the most-ever in school history (set 2017-18).
- The Hokies notched their first two of the 2021-22 season in Brooklyn against No. 25 North Carolina in the ACC semifinals and No. 7 Duke in the championship game.
- Tech's 80-72 win over No. 18 North Carolina on Dec. 4 was the Hokies' first ranked win of the 2022-23 season.

ONE BIG FAMILY

- The camaraderie between the VT men's and women's basketball teams as described by Hunter Cattoor:
- "I'd say it's like a whole big family there. We play and practice in the same facility, so we see them every day, whether that's working out on our own time or during lift and practice. We see them all around. We're saying hey to them. I know Coach Brooks is doing a great job over there with that team. But I look at them as family. ... I think it's great for both programs to be together and support each other and want each other to do well."



CASSELL COLISEUM - RENDERING OF PROPOSED \$75 MILLION-PLUS RENOVATION OF VIRGINIA TECH'S HOME VENUE

REACH FOR EXCELLENCE


- Virginia Tech announced on April 20, 2021 a \$400 million fundraising campaign to propel Hokie sports to the forefront of the Atlantic Coast Conference, prepare generations of student-athletes for success in life, and raise the university's profile nationwide.
- The campaign will leverage the momentum of recent successes on the field and in fundraising, such as adding about 10,000 more Hokie Club members in the past five years and opening the Student-Athlete Performance Center, thanks to a record gift. Still, leaders acknowledged that the athletics enterprise needs an infusion of revenue in order to compete at the top of the ACC.
- The budget increase will support athletics in three primary areas: facilities, coaching, and the student-athlete experience.



- The Reach for Excellence campaign has five main pillars, which are:
 - A football enhancement fund to build a program that consistently competes at the top of the ACC, by allotting \$30 million over time for recruiting, assistant coaches' salaries, quality-control coaches, player development, and capital needs.
 - Renovations to improve Cassell Coliseum, with at least \$50 million to be raised privately.
 - The Drive for 25 initiative to increase Hokie Club membership to 25,000 and raise \$20 million annually for student-

athlete scholarships.

- Striving for comprehensive excellence for all sports by providing operating expenses, facility improvements, nutritional and strength and conditioning programs, and more.
- Increasing the number of student-athlete scholarship endowments to expand capacity to support students and broaden reach in recruiting.
- When it's filled with nearly 10,000 fans cheering the Hokies to victory in the last seconds of a basketball game, Cassell Coliseum is an amazing sight. But when it's empty, the home of Virginia Tech basketball, volleyball, and wrestling shows its age. Built in the early 1960s, the Coliseum is due for an extensive renovation.
- Plans call for a completely redesigned experience, including:
 - A new glass entrance along Washington Street
 - Extended concourse areas along both sides to allow fans easier access to different sections of the coliseum
 - The addition of high-end premium seating areas, including club seating and luxury suites on both sides
- This much-needed \$75 million-plus project, helped by at least \$50 million in private support, would create one of the best home venues in the ACC.



“HOKIE TRACKS”

COMMENTS THAT LEFT AN IMPRESSION

“I think we have always had that standard. I think coming into the year, we wanted to be the best team that we could possibly be and achieve the most that we could achieve. I think throughout the year, we hit ups and downs, but at the end of the day, we never wavered from what our goal was. So, once we won the ACC championship, obviously, it may have been a big shock for everyone else, but for us, it wasn't a shock of that we couldn't have won it. I felt like since Day 1 we felt like we could have won it. I think the standard is trying to win each day, and whatever happens past that happens.”

- Hunter Cattoor on last year's success raising the standard

“I think we've got a really good culture. We've got good guys on the team that when things start going south, I can look to my left and my right and see guys that I trust, guys I believe in. If it's a big shot, I've got guys that I trust with those big shots”

- Justyn Mutts on the Hokies' composure when the game gets tight

“That guy came back for a reason. He didn't come back to sit on his laurels and piddle-piddle around. He came back to win.”

- Mike Young on Justyn Mutts

2022-23 RANKING SUMMARY

Statistic	National Rank	Conference Rank	Value	National Leader	Value	Conference Leader	Value
Assist/Turnover Ratio (352 ranked)	20	2	1.48	Penn St.	1.78	Virginia	1.62
Assists Per Game (351 ranked)	116	8	14.5	Xavier	21.0	Clemson	15.9
Bench Points per game (352 ranked)	328	11	13.50	Sam Houston	38.71	Georgia Tech	23.92
Blocks Per Game (352 ranked)	127	11	3.7	Auburn	6.8	Syracuse	5.9
Effective FG pct (352 ranked)	51	2	0.546	Colgate	0.593	Clemson	0.546
Fastbreak Points (352 ranked)	344	14	4.93	TCU	21.77	NC State	16.93
Field Goal Percentage (352 ranked)	45	2	48.0	Gonzaga	52.6	Miami (FL)	48.3
Field Goal Percentage Defense (352 ranked)	71	4	40.5	Tennessee	33.2	Virginia	39.8
Fouls Per Game (352 ranked)	58	5	15.1	Notre Dame	11.9	Notre Dame	11.9
Free Throw Attempts Per Game (352 ranked)	321	14	14.3	UTRGV	27.0	North Carolina	26.0
Free Throw Percentage (352 ranked)	89	10	73.5	Villanova	84.2	Notre Dame	79.9
Free Throws Made Per Game (352 ranked)	300	14	10.5	Texas A&M	19.5	North Carolina	19.2
Rebound Margin (352 ranked)	146	5	2.5	Purdue	12.7	Duke	9.4
Rebounds (Defensive) Per Game (352 ranked)	74	3	27.14	Alabama	32.77	North Carolina	29.57
Rebounds (Offensive) Per Game (352 ranked)	253	9	9.29	Marshall	15.20	Duke	13.43
Rebounds Per Game (352 ranked)	148	6	36.43	Alabama	47.08	North Carolina	40.21
Scoring Defense (352 ranked)	63	3	63.9	Houston	50.9	Virginia	58.3
Scoring Margin (352 ranked)	53	3	11.4	James Madison	24.5	Duke	13.0
Scoring Offense (352 ranked)	120	8	75.4	James Madison	89.7	North Carolina	80.9
Steals Per Game (352 ranked)	321	14	5.0	Missouri	12.5	NC State	8.9
Three Point Attempts Per Game (352 ranked)	159	5	22.6	Cornell	31.8	NC State	25.9
Three Point Percentage (352 ranked)	139	6	34.7	Utah St.	43.1	Clemson	38.8
Three Point Percentage Defense (352 ranked)	83	4	30.6	Tennessee	21.2	Duke	27.8
Three Pointers Per Game (352 ranked)	147	6	7.9	Chattanooga	12.3	NC State	9.1
Turnover Margin (352 ranked)	96	5	1.9	UNLV	8.0	NC State	3.5
Turnovers Forced Per Game (352 ranked)	293	14	11.64	Morgan St.	20.92	NC State	14.60
Turnovers Per Game (352 ranked)	7	3	9.8	Penn St.	8.8	Notre Dame	9.6
Winning Percentage (351 ranked)	37	3	78.6	New Mexico Purdue	100.0 100.0	Miami (FL)	92.9

GAMES STARTED

	Streak	22-23	Career	ACC
Hunter Cattoor	-	13	54	25
Rodney Rice	-	-	-	-
MJ Collins	-	-	-	-
Sean Pedulla	14	14	14	3
Darren Buchanan Jr.	-	-	-	-
Patrick Wessler	-	-	-	-
Camden Johnson	-	-	-	-
John Camden	-	-	-	-
Darius Maddox	14	14	14	3
Owyn Dawyot	-	-	-	-
Lynn Kidd	1	3	3	1
Grant Basile	10	13	69	3
Justyn Mutts	13	13	120	36
Michael Ward	-	-	-	-
Mylyjael Poteat	-	-	3	-




NON-CONFERENCE BREAKDOWN

Team	NET	Result
Delaware State	352	W, 95-57
Lehigh	317	W, 78-52
William & Mary	279	W, 94-77
Old Dominion	130	W, 75-71
Penn State	41	W, 61-59
College of Charleston	53	L, 75-77
Charleston Southern	298	W, 69-64
Minnesota	240	W, 67-57
Dayton	112	W, 77-49
Oklahoma State	46	W, 70-65
Grambling State	128	W, 74-48

Tech returned to the site of its 2022 ACC tournament championship on Dec. 11 vs. Oklahoma State.



Hunter Cattoor is ninth all-time at VT in career 3-pointers made with 200.



SEASON BREAKDOWN

TECH'S RECORD WHEN...

	2022-23
Overall	11-3
ACC	1-2
At home	8-0
On the road	0-3
At neutral sites	3-0
After a win	9-2
After a loss	1-1
In overtime	0-1
vs. ranked opponents	1-0
Winning the opening tip	7-2
Losing the opening tip	4-1
Decided by 1-4 points or OT	2-3
Decided by 5-10 points	4-0
Decided by 11-20 points	1-0
Decided by 21+ points	4-0
Leading at half	11-1
Tied at half	0-1
Trailing at half	0-1
VT shoots 50% or better	5-1
VT shoots 40-49.9%	5-2
VT shoots less than 40%	1-0
VT out-shoots opponent	9-2
Opp. out-shoots VT	2-1
Opp. shoots 40% or better	6-2
Opp. shoots less than 40%	5-1
VT out-rebounds opponent	5-2
Opp. out-rebounds VT	4-0
Rebounds are tied	2-1
VT has more FT attempts	7-0
Opp. has more FT attempts	3-3
VT makes more 3-pointers	6-1
Opp. makes more 3-pointers	3-2
VT wins turnover battle	9-1
Opp. wins turnover battle	1-2
Turnovers are tied	1-0
VT scores 100+	0-0
VT scores 90-99 points	2-0
VT scores 80-89 points	1-0
VT scores 70-79 points	5-2
VT scores 60-69 points	3-1
VT scores 50-59 points	0-0
VT scores < 50 points	0-0
Opp. scores > 99 points	0-0
Opp. scores 90-99 points	0-0
Opp. scores 80-89 points	0-0
Opp. scores 70-79 points	3-3
Opp. scores 60-69 points	2-0
Opp. scores 50-59 points	4-0
Opp. scores < 50 points	2-0
Playing on Monday	2-0
Playing on Tuesday	0-0
Playing on Wednesday	1-1
Playing on Thursday	2-0
Playing on Friday	2-0
Playing on Saturday	1-1
Playing on Sunday	3-1
In November	7-1
In December	4-2
In January	0-0
In February	0-0
In March	0-0
Playing during the day	5-1
Playing at night	6-2
Wearing White	8-0
Wearing Maroon	0-1
Wearing Orange	2-1
Wearing Black	1-1

STARTING LINEUPS

W/L

1-0	Sean Pedulla, Hunter Cattoor, Darius Maddox, Grant Basile, Lynn Kidd
9-2	Sean Pedulla, Hunter Cattoor, Darius Maddox, Justyn Mutts, Grant Basile
1-0	Sean Pedulla, Hunter Cattoor, Darius Maddox, Justyn Mutts, Lynn Kidd
0-1	Sean Pedulla, Darius Maddox, Justyn Mutts, Grant Basile, Lynn Kidd

Margin of Victory/Defeat

	1	2	3	4	5	6	7	8	9	10	11-19	20+
Wins	-	1	-	1	2	-	-	1	-	1	1	4
Losses	-	2	-	-	1	-	-	-	-	-	-	-

Most First Half Points

Virginia Tech	57 vs. William & Mary (11/13/22)
Opponents	38 by Wake Forest (12/31/22)

Most Second Half Points

Virginia Tech	45 at CofC (11/20/22)
Opponents	46 by Old Dominion (11/17/22)

Fewest First Half Points

Virginia Tech	30 (2x) last at BC (12/21/22)
Opponents	21 by Dayton (12/7/22)

Fewest Second Half Points

Virginia Tech	24 vs. Penn State (11/18/22)
Opponents	23 by Grambling State (12/17/22)

Largest Halftime Lead

Virginia Tech	25 vs. Delaware State (11/7/22)
Opponents	5 by CofC (11/20/22)

Largest Margin of Victory

Virginia Tech	38 vs. Delaware State (11/7/22)
Opponents	5 by BC (12/21/22)

MISCELLANEOUS

How 1st Points Were Scored

Layup	5
3FG	5
Jumper	2
Dunk	1
Free Throw	1
Tip-in	-

Rebounds Leader

Grant Basile	3
Lynn Kidd	2
Darius Maddox	1
Justyn Mutts	10
Sean Pedulla	2
Mylyjael Poteat	2

Blocks Leader

Grant Basile	9
Hunter Cattoor	1
Lynn Kidd	1
Justyn Mutts	3
Sean Pedulla	1
Mylyjael Poteat	1

15+ Rebounds

-	-
---	---

20+ Rebounds

-	-
---	---

5+ Assists

Justyn Mutts	5
Sean Pedulla	5

Scored VT's 1st Points

Grant Basile	4
Hunter Cattoor	3
Lynn Kidd	1
Darius Maddox	1
Justyn Mutts	3
Sean Pedulla	2

Assists Leader

Grant Basile	3
MJ Collins	1
Darius Maddox	1
Justyn Mutts	6
Sean Pedulla	7
Mylyjael Poteat	2

10+ Points

Grant Basile	10
Hunter Cattoor	5
Lynn Kidd	1
Darius Maddox	7
Justyn Mutts	11
Sean Pedulla	14

10+ Assists

-	-
---	---

5+ Steals

Justyn Mutts	1
--------------	---

First Off VT Bench

Grant Basile	1
MJ Collins	10
Lynn Kidd	6
Mylyjael Poteat	6

Steals Leader

Grant Basile	3
Hunter Cattoor	2
MJ Collins	1
Darius Maddox	2
Justyn Mutts	9
Sean Pedulla	6
Mylyjael Poteat	2

20+ Points

Grant Basile	2
Hunter Cattoor	1
Justyn Mutts	1
Sean Pedulla	3

5+ Blocks

-	-
---	---

Double-Doubles

Grant Basile	2
Justyn Mutts	5

Points Leader

Grant Basile	3
Hunter Cattoor	2
Justyn Mutts	4
Sean Pedulla	9

30+ Points

Grant Basile	1
--------------	---

Triple-Doubles

-	-
---	---

10+ Rebounds

Grant Basile	2
Lynn Kidd	1
Justyn Mutts	5

THE LAST TIME

LAST TIME VIRGINIA TECH...

Scored 100+ points and won	100-64, vs. Delaware State, 11/20/19
Scored 100+ points and lost	100-104 (2OT), vs. Maryland, 2/27/10
Played in OT	65-70 (OT), at Boston College, 12/21/22
Played in consecutive OTs	82-77 (OT), vs. UAB, 11/28/15; 79-81 (OT), vs. Northwestern, 12/1/15
Played in 2OT	79-77 (2OT), vs. North Carolina, 1/22/20
Played in 3OT	95-102 (3OT), vs. Miami (Fla.), 2/19/20
Scored 100+ points	100-64, vs. Delaware State, 11/20/19
Scored 90-99 points	94-77, vs. William & Mary, 11/13/22
Scored 80-89 points	80-72, vs. #18 North Carolina, 12/4/22
Scored 70-79 points	75-77, at Wake Forest, 12/31/22
Scored 60-69 points	65-70 (OT), at Boston College, 12/21/22
Scored 50-59 points	59-63, at Clemson, 3/5/22
Scored 40-49 points	47-24, at #23 NC State, 2/2/19
Scored 30-39 points	39-65, at #19 Virginia, 1/4/20
Scored 20-29 points	27-40, at McGuire Hospital, 2/2/46
Scored 10-19 points	16-45, at Virginia, 1/30/39
Scored less than 10 points	9-29, vs. North Carolina, 1/12/35
Allowed 100+ points	95-102 (3OT), vs. Miami (Fla.), 1/19/20
Allowed 90-99 points	77-90, vs. BYU, 11/27/19
Allowed 80-89 points	73-81, vs. #25 Texas, 3/18/22
Allowed 70-79 points	75-77, at Wake Forest, 12/31/22
Allowed 60-69 points	70-65, vs. Oklahoma State, 12/11/22
Allowed 50-59 points	67-57, vs. Minnesota, 11/28/22
Allowed 40-49 points	74-48, vs. Grambling State, 12/17/22
Allowed 30-39 points	65-39, vs. Radford, 11/15/21
Allowed 20-29 points	47-24, at #23 NC State, 2/2/19
Allowed 10-19 points	60-19, vs. Lynchburg, 1/9/46
Allowed less than 10 points	28-9, vs. Hampden-Sydney, 1/17/1923
Scored at least 60 points in a half	66, 2nd Half, vs. The Citadel, 11/12/17
Largest margin of victory	83 points, vs. Randolph-Macon (87-4), 1/10/1911
Largest margin of victory in ACC	38 points, vs. Wake Forest (84-46), 2/27/21
Defeated a ranked opponent on the road	47-24, at #23 NC State, 2/2/19
Defeated a ranked opponent at home	80-72, vs. #18 North Carolina, 12/4/22
Defeated a ranked opponent on a neutral court	82-67, vs. #7 Duke, 3/12/22
Defeated a defending national champion	65-51, vs. #8 Virginia, 1/30/21
Held opponent without a double-figure scorer	65-39, vs. Radford, 11/15/21
Failed to have a double-figure scorer	41-57, vs. Temple, 2/25/96
Had 6 or more players score in double figures	vs. Cornell, 12/8/21
Had 7 or more players score in double figures	vs. Cornell, 12/8/21
Did not make a 3FG	at Providence, 2/1/03
Opponent did not make a 3FG	vs. Virginia, 2/14/22
Did not shoot a FT in the first half	vs. #3 Villanova, 11/28/20
Did not shoot a FT in the second half	vs. Minnesota, 11/28/22
Opponent did not shoot a FT	vs. Merrimack, 11/21/21
Held an opponent under 10 points in a half	9 points, vs. Eastern Michigan (1H), 12/22/11
Held an opponent under 20 points in a half	17 points, vs. Pitt (1H), 2/7/22
Had double-figure blocked shots	10, 84-46, vs. Wake Forest, 2/27/21
Came back from a double-figure deficit to win	10 points, vs. Grambling State, 12/17/22
Lost a double-digit lead	11 points, at Boston College, 1/22/22
Led by 20 or more points at halftime	21 points, vs. Dayton, 12/7/22
Had 20-29 assists in a game	21, at Miami, 2/26/22
Had 30 or more assists	36, vs. The Citadel, 11/12/17
Held a team under 20 percent from the floor	16.7%, at No. 23/22 NC State, 2/2/19
Held a team under three made FGs in a half	2 FG, vs. Notre Dame, 1/10/21
Won an ACC Tournament Championship	82-67, vs. #7 Duke, 3/12/22
Won an NCAA Tournament game	67-58, vs. Liberty, 3/24/19

WHAT'S A HOKIE?

The answer leads all the way back to 1896 when Virginia Agricultural and Mechanical College changed its name to Virginia Polytechnic Institute. With the change came the necessity for writing a new cheer and a contest for such a purpose was held by the student body.



Senior O.M. Stull won first prize for his "Hokie" yell which is still used today. Later, when asked if "Hokie" had any special meaning, Stull explained the word was solely the product of his imagination and was used only as an attention-getter for his yell. It soon became a nickname for all Tech teams and for those people loyal to Tech athletics.

The official university school colors - Chicago Maroon and Burnt Orange - also were introduced in 1896. The colors were chosen by a committee because they made a 'unique combination' not worn elsewhere at the time. The official definition of "Hokie" is "a loyal Virginia Tech Fan."



OUR NAME

When referring to our name, we ask that you use Virginia Tech, Hokies or Tech - and not 'Vah Tech.' Thank you!

THE LAST TIME

LAST TIME A VIRGINIA TECH PLAYER...

Recorded a double-double	Justyn Mutts (18 pts./11 rebs.), at Wake Forest, 12/31/22
Recorded a triple-double	Justyn Mutts (12 pts./14 rebs./11 ast.), vs. Syracuse, 2/12/22
Two Tech players recorded double-doubles in same game	Keve Aluma (14 pts./12 rebs.) & Justyn Mutts (14 pts./11 rebs.), at Notre Dame, 1/27/21
Two Tech players recorded double-doubles in consecutive games	vs. North Carolina (ACC Tournament), 3/13/09; vs. Duquesne (NIT), 3/18/09
Had five or more steals	Justyn Mutts (6), vs. Oklahoma State, 12/11/22
Had 10 or more assists in a game	Justyn Mutts (11), vs. Syracuse, 2/12/22
Had 20 or more rebounds in a game	Jeff Allen (21), vs. Longwood, 12/14/08
Two Tech players with double-figure rebounds	Grant Basile (10) and Lynn Kidd (10), vs. Delaware State, 11/7/22
Two Tech players had five or more assists	Sean Pedulla (7) & Justyn Mutts (5), at Wake Forest, 12/31/22
Three Tech players had five or more assists	Chris Clarke (10), Justin Robinson (6) & Seth Allen (6), vs. The Citadel, 12/17/16
Four Tech players had five or more assists	Kerry Blackshear Jr. (8), Devin Wilson (7), Justin Robinson (7) & Chris Clarke (5), vs. The Citadel, 1/30/21
Three Tech players made five or more 3FG	Nahiem Alleyne (5), Jalen Cone (5) & Isaiah Wilkins (5), vs. Delaware State, 11/20/19
Eight or more Tech players made a 3FG	8 players, at Pitt, 2/5/22
Two Tech players scored 20 or more points	Hunter Cattoor (22) & Sean Pedulla (22), vs. William & Mary, 11/13/22
Three Tech players scored 20 or more points	Nickeil Alexander-Walker (25), Ahmed Hill (23) & Justin Robinson (23), vs. #23 Purdue, 11/18/18
Two Tech players scored 20 or more points in consecutive games	Nickeil Alexander-Walker & Kerry Blackshear Jr., 11/10/17 & 11/12/17
Tech freshman scored 20 or more points in a game	Sean Pedulla (20), at Florida State, 1/29/22
Three Tech freshmen scored in double figures in a game	Hunter Cattoor (14), Jalen Cone (11) & Lander Nolley II (10), vs. North Carolina, 3/10/20
Four Tech freshmen scored in double figures in a game	Landers Nolley II (21), Tyrece Radford (21), Jalen Cone (15) & Nahiem Alleyne (10), at Wake Forest, 1/14/20
Tech player scored 30-39 points in a game	Grant Basile (30), vs. Delaware State, 11/7/22
Tech player scored 40-49 points in a game	Dorenzo Hudson (41), vs. Seton Hall, 1/2/10
Tech player scored 50+ points in a game	Bimbo Coles (51), vs. Southern Miss, 2/6/88
Tech player had consecutive double-doubles	Justyn Mutts, 11/17/22, 11/18/22
Tech player had three consecutive double-doubles	Keve Aluma, 1/27/21, 1/30/21, 2/3/21
Tech freshman had consecutive double-doubles	Kerry Blackshear Jr., 12/13/15, 12/19/15
Tech allowed a triple-double	Dennis Smith Jr. (27 pts./11 rebs./11 ast.), at NC State, 1/4/17
Tech had a walk-on score double figures	Christian Beyer (13), vs. Alabama A&M, 12/14/14






THEME NIGHTS

11/7 vs.  ACC TITLE CELEBRATION <small>2-1-1</small>	11/10 vs.  MILITARY APPRECIATION	11/13 vs.  ACC TITLE CELEBRATION <small>2-1-1</small>	12/4 vs.  ORANGE OUT
12/7 vs.  THE FINALS COUNTDOWN <small>60'S NIGHT</small>	12/17 vs.  THE KIDS' TAKEOVER DAY	1/23 vs.  BLACK OUT	1/28 vs.  COACHES VS. CANCER
2/4 vs.  SMITTYFIELD MAROON OUT	2/18 vs.  #LOVE GAME	2/21 vs.  THINK OF BEER WILDONE OUT	3/4 vs.  SENIOR DAY



MIKE YOUNG

Head Coach | Fourth Season at Virginia Tech

2020-21 ACC Coach of the Year

CAREER RECORDS

Overall Record	364-283
Conference Games	203-152
Non-Conference Games	157-130
Conference Tournament	24-14
NCAA Tournament	1-7
Overtime Games	20-17
One-Point Games	12-14
vs. AP Top 25	8-25

VS. CURRENT ACC HEAD COACHES

Coach	All	VT	Wofford
Earl Grant	0-2	0-2	-
Brad Brownell	4-3	4-1	0-2
Jon Scheyer	-	-	-
Leonard Hamilton	1-1	1-1	-
Josh Pastner	3-3	2-2	1-1
Kenny Payne	-	-	-
Jim Larrañaga	4-4	3-3	1-1
Kevin Keatts	2-1	2-1	-
Hubert Davis	2-2	2-2	-
Mike Brey	4-2	4-1	0-1
Jeff Capel III	3-1	3-1	-
Jim Boeheim	2-2	2-2	-
Tony Bennett	2-4	2-3	0-1
Steve Forbes	8-5	2-2	6-3
Total	35-30	27-21	8-9

vs. Coach Young

Earl Grant	2-0 at BC
Brad Brownell	3-4 at Clemson
Jon Scheyer	0-0 at Duke
Leonard Hamilton	1-1 at Florida State
Josh Pastner	3-3 at Georgia Tech
Kenny Payne	0-0 at Louisville
Jim Larrañaga	0-1 at GMU; 4-3 at Miami
Kevin Keatts	1-2 at NC State
Hubert Davis	2-2 at UNC
Mike Brey	2-4 at Notre Dame
Jeff Capel III	1-3 at Pitt
Jim Boeheim	2-2 at Syracuse
Tony Bennett	4-2 at UVA
Steve Forbes	3-6 at ETSU; 2-2 at Wake

▶ COACH YOUNG: CAREER BREAKDOWN

Season	School	Overall	Conference	Finish	Postseason	Ranking	RPI/NET
2002-03	Wofford	14-15 .483	8-8 .500	T6th	-	-/-	219
2003-04	Wofford	9-20 .310	4-12 .250	T10th	-	-/-	273
2004-05	Wofford	14-14 .500	7-9 .438	8th	-	-/-	225
2005-06	Wofford	11-18 .379	6-9 .400	9th	-	-/-	287
2006-07	Wofford	10-20 .333	5-13 .278	T9th	-	-/-	295
2007-08	Wofford	16-16 .500	8-12 .400	8th	-	-/-	191
2008-09	Wofford	16-14 .533	12-8 .600	4th	-	-/-	177
2009-10	Wofford	26-9 .743	15-3 .833	1st	NCAA First Round	-/-	73
2010-11	Wofford	21-13 .618	14-4 .778	T1st	NCAA First Round	-/-	105
2011-12	Wofford	19-14 .576	12-6 .667	T2nd	CBI	-/-	178
2012-13	Wofford	13-19 .406	7-11 .389	T8th	-	-/-	253
2013-14	Wofford	20-13 .606	11-5 .688	T3rd	NCAA First Round	-/-	152
2014-15	Wofford	28-7 .800	16-2 .889	1st	NCAA First Round	RV/-	49
2015-16	Wofford	15-17 .469	11-7 .611	T3rd	-	-/-	202
2016-17	Wofford	16-17 .485	10-8 .556	T4th	-	-/-	189
2017-18	Wofford	21-13 .618	11-7 .611	T4th	CIT	-/-	141
2018-19	Wofford	30-5 .857	18-0 1.000	1st	NCAA Second Round	19/18	14
Totals	17 Seasons	299-244 .551	175-124 .585				
2019-20	Virginia Tech	16-16 .500	7-13 .350	T10th	-	-/-	92
2020-21	Virginia Tech	15-7 .682	9-4 .692	3rd	NCAA First Round	25/RV	51
2021-22	Virginia Tech	23-13 .639	11-9 .550	7th	NCAA Tournament	RV/RV	27
2022-23	Virginia Tech	11-3 .786	1-2 .333	-	-	RV/RV	38
Totals	4 Seasons	65-39 .625	28-28 .500				
Overall	21 Seasons	364-283 .563	203-152 .572				

▶ THE YOUNG FILE

Born	5/1/1963
Hometown	Radford, Virginia
Wife	Margaret
Children	Cooper, Davis
Education	Emory & Henry, 1986
Joined Tech Staff	4/7/2019
Years as College Head Coach	20
Years as College Coach	35

Coaching Career

1986-88	Assistant Coach, Emory & Henry
1988-89	Assistant Coach, Radford
1989-02	Assistant Coach, Wofford
2002-19	Head Coach, Wofford
2019-pr.	Head Coach, Virginia Tech

▶ ACCOMPLISHMENTS

Seven NCAA Tournaments

2022, 2021, 2019, 2015, 2014, 2011, 2010

One ACC Tournament Championship

2022

Five SoCon Tournament Championships

2019, 2015, 2014, 2011, 2010

Four SoCon Regular-Season Titles

2019, 2015, 2011, 2010

Two-time National Coach of the Year

2019 (Sporting News), 2010 (Hugh Durham)

Three AP All-America Selections

Fletcher Magee (2018-19), Karl Cochran (2014-15), Noah Dahlman (2009-10)

O HUNTER CATTOOR

SENIOR Guard | 6-3 | 200 | M.A. in Education, Liberal Arts and Human Sciences
Orlando, Florida | Bishop Moore



SEASON/CAREER BESTS

POINTS

Season 22 vs. William & Mary (11/13/22)
Career 31 vs. Duke (3/12/22)

REBOUNDS

Season 7 vs. CSU (11/25/22)
Career 9 vs. Radford (11/15/21)

ASSISTS

Season 4 (2x), last vs. CSU (11/25/22)
Career 6 at Miami (2/26/22)

BLOCKS

Season 2 vs. Delaware State (11/7/22)
Career 3 vs. Wake Forest (2/27/21)

STEALS

Season 4 vs. Penn State (11/18/22)
Career 4 vs. Penn State (11/18/22)

MINUTES

Season 38 (2x), last at CofC (11/20/22)
Career 39 at Virginia (1/12/22)

FIELD GOALS MADE

Season 7 (2x), last at CofC (11/20/22)
Career 11 vs. Duke (3/12/22)

FIELD GOALS ATTEMPTED

Season 13 at CofC (11/20/22)
Career 16 vs. Duke (3/12/22)

3-PT. FIELD GOALS MADE

Season 6 vs. William & Mary (11/13/22)
Career 9 at Florida State (1/29/22)

3-PT. FIELD GOALS ATTEMPTED

Season 10 vs. William & Mary (11/13/22)
Career 11 at Florida State (1/29/22)

FREE THROWS MADE

Season 7 vs. Oklahoma State (12/11/22)
Career 7 vs. Oklahoma State (12/11/22)

FREE THROWS ATTEMPTED

Season 8 vs. Oklahoma State (12/11/22)
Career 8 (2x), last vs. Oklahoma St. (12/11/22)

CAREER STATS

	GP-GS	MIN	AVG	FG-FGA	FG%	3FG-FGA	3FG%	FT-FTA	FT%	OFF-DEF-TOT	AVG	PF-FO	AST	TO	BLK	STL	PTS	AVG
2019-20	31-3	629	20.3	69-165	.418	51-127	.402	14-22	.636	4-73-77	2.5	44-0	35	16	4	31	203	6.5
2020-21	22-2	489	22.2	57-125	.456	39-90	.433	34-43	.791	2-39-41	1.9	34-1	30	26	11	20	187	8.5
2021-22	36-36	1183	32.9	121-278	.435	83-199	.417	36-50	.720	12-131-143	4.0	80-0	73	36	6	39	361	10.0
2022-23	13-13	408	31.4	41-96	.427	27-67	.403	16-23	.696	3-50-53	4.1	21-0	20	9	2	11	125	9.6
TOTAL	102-54	2709	26.6	288-664	.434	200-483	.414	100-138	.725	21-293-314	3.1	179-1	158	87	23	101	876	8.6

- 2022 ACC Tournament MVP; 31 points vs. Duke in title game. *Last name pronounced: cuh-TOUR*
- MVP of Basketball Hall of Fame Shootout vs. St. Bonaventure.
- One of Tech's top threats from three.
- Had 12 games of hitting three or more 3FGs in back-to-back seasons (2020-22).
- Reached double-figure scoring 17 times as a junior.
- Erupted for nine 3-pointers (tied single-game program record) at Florida State, which was the turning point in the Hokies' 2021-22 season.
- Originally committed to Wofford, but signed with the Hokies after Virginia Tech's hiring of Mike Young.
- Four-year letterwinner at Bishop Moore High School.
- Scored 1,420 points in high school. Was a 3-star recruit (247 Sports).
- Also played quarterback on Bishop Moore's football team.
- Wants to coach basketball when playing career is over.

2022-23 GAME-BY-GAME STATS

OPPONENT	DATE	ST	MIN	FG-FGA	PCT	3FG-FGA	PCT	FT-FTA	PCT	OFF	DEF	TOT	PF	A	T/O	BLK	STL	PTS
Delaware State	11/7/22	*	26	2-6	.333	1-4	.250	1-2	.500	1	2	3	0	2	0	2	0	6
Lehigh	11/10/22	*	29	2-4	.500	1-3	.333	1-2	.500	0	1	1	1	4	1	0	0	6
William & Mary	11/13/22	*	30	7-11	.636	6-10	.600	2-2	1.000	0	3	3	1	3	0	0	0	22
vs. Old Dominion	11/17/22	*	30	3-7	.429	2-4	.500	2-2	1.000	0	3	3	3	0	0	0	0	10
vs. Penn State	11/18/22	*	38	1-6	.167	1-5	.200	0-0	.000	0	4	4	1	1	0	0	4	3
at College of Charleston	11/20/22	*	38	7-13	.538	3-7	.429	0-2	.000	0	5	5	1	1	2	0	2	17
Charleston Southern	11/25/22	*	33	2-10	.200	2-6	.333	2-2	1.000	2	5	7	3	4	1	0	0	8
Minnesota	11/28/22	*	32	2-6	.333	2-4	.500	0-0	.000	0	6	6	1	1	2	0	0	6
North Carolina	12/4/22	*	29	5-7	.714	3-4	.750	0-1	.000	0	3	3	3	1	0	0	0	13
Dayton	12/7/22	*	33	3-8	.375	1-6	.167	0-0	.000	0	3	3	1	0	0	0	1	7
vs. Oklahoma State	12/11/22	*	35	1-5	.200	0-3	.000	7-8	.875	0	6	6	1	1	1	0	3	9
Grambling State	12/17/22	*	26	4-8	.500	4-8	.500	1-2	.500	0	4	4	2	1	0	0	0	13
at Boston College	12/21/22	*	30	2-5	.400	1-3	.333	0-0	.000	0	5	5	3	1	2	0	1	5
at Wake Forest	12/31/22								DNP									
Clemson	1/4/23																	
NC State	1/7/23																	
at Syracuse	1/11/23																	
at Virginia	1/18/23																	
at Clemson	1/21/23																	
Duke	1/23/23																	
Syracuse	1/28/23																	
at Miami	1/31/23																	
Virginia	2/4/23																	
Boston College	2/8/23																	
at Notre Dame	2/11/23																	
at Georgia Tech	2/15/23																	
Pitt	2/18/23																	
Miami	2/21/23																	
at Duke	2/25/23																	
at Louisville	2/28/23																	
Florida State	3/4/23																	

PRODUCTION TRACKER

	This Season	Career
Scored 10+ Points	5	43
Scored 20+ Points	1	4
Led Tech in Scoring	2	10
Made 3+ 3FGs	4	28
Led Tech in 3FGM	8	34
Shot over 40% from 3	6	53
Had a Double-Double	-	-
Had Multiple Assists	4	43
Had Multiple Steals	3	29



1 RODNEY RICE

FRESHMAN Guard | 6-4 | 195 | Communication
Clinton, Maryland | DeMatha Catholic



SEASON/CAREER BESTS

POINTS

Season -
Career -

REBOUNDS

Season -
Career -

ASSISTS

Season -
Career -

BLOCKS

Season -
Career -

STEALS

Season -
Career -

MINUTES

Season -
Career -

FIELD GOALS MADE

Season -
Career -

FIELD GOALS ATTEMPTED

Season -
Career -

3-PT. FIELD GOALS MADE

Season -
Career -

3-PT. FIELD GOALS ATTEMPTED

Season -
Career -

FREE THROWS MADE

Season -
Career -

FREE THROWS ATTEMPTED

Season -
Career -

CAREER STATS

	GP-GS	MIN	AVG	FG-FGA	FG%	3FG-FGA	3FG%	FT-FTA	FT%	OFF-DEF-TOT	AVG	PF-FO	AST	TO	BLK	STL	PTS	AVG	
2022-23																			
TOTAL																			

- Three-year letterwinner at DeMatha where he played one season under the direction of current Tech associate head coach Mike Jones.
- All-Met First Team selection in 2021-22 after leading the Stags in scoring.
- Averaged 18.5 points per game across a three-year career at DeMatha.
- Four-star recruit ranked 45th overall, third in Maryland and eighth at his position by ESPN.
- Chose the Hokies over Louisville, Alabama, Notre Dame, Georgetown and Maryland.
- Father, Rodney Rice Sr., played basketball at Richmond and led the Spiders to the Sweet 16 of the 1988 NCAA Tournament.

2022-23 GAME-BY-GAME STATS

OPPONENT	DATE	ST	MIN	FG-FGA	PCT	3FG-FGA	PCT	FT-FTA	PCT	OFF	DEF	TOT	PF	A	T/O	BLK	STL	PTS	
Delaware State	11/7/22																		DNP
Lehigh	11/10/22																		DNP
William & Mary	11/13/22																		DNP
vs. Old Dominion	11/17/22																		DNP
vs. Penn State	11/18/22																		DNP
at College of Charleston	11/20/22																		DNP
Charleston Southern	11/25/22																		DNP
Minnesota	11/28/22																		DNP
North Carolina	12/4/22																		DNP
Dayton	12/7/22																		DNP
vs. Oklahoma State	12/11/22																		DNP
Grambling State	12/17/22																		DNP
at Boston College	12/21/22																		DNP
at Wake Forest	12/31/22																		DNP
Clemson	1/4/23																		
NC State	1/7/23																		
at Syracuse	1/11/23																		
at Virginia	1/18/23																		
at Clemson	1/21/23																		
Duke	1/23/23																		
Syracuse	1/28/23																		
at Miami	1/31/23																		
Virginia	2/4/23																		
Boston College	2/8/23																		
at Notre Dame	2/11/23																		
at Georgia Tech	2/15/23																		
Pitt	2/18/23																		
Miami	2/21/23																		
at Duke	2/25/23																		
at Louisville	2/28/23																		
Florida State	3/4/23																		

PRODUCTION TRACKER

	This Season
Scored 10+ Points	-
Scored 20+ Points	-
Led Tech in Scoring	-
Made multiple 3FGs	-
Led Tech in 3FGM	-
Shot over 40% from 3	-
Had a Double-Double	-
Had Multiple Assists	-
Had Multiple Steals	-



2 MJ COLLINS

FRESHMAN Guard | 6-4 | 190 | Communication
Clover, South Carolina | Combine Academy



SEASON/CAREER BESTS

POINTS

Season 8 vs. UNC (12/4/22)
Career 8 vs. UNC (12/4/22)

REBOUNDS

Season 8 vs. UNC (12/4/22)
Career 8 vs. UNC (12/4/22)

ASSISTS

Season 3 (2x), last vs. Grambling (12/17/22)
Career 3 (2x), last vs. Grambling (12/17/22)

BLOCKS

Season -
Career -

STEALS

Season 1 (3x), last vs. Grambling (12/17/22)
Career 1 (3x), last vs. Grambling (12/17/22)

MINUTES

Season 28 at Wake Forest (12/31/22)
Career 28 at Wake Forest (12/31/22)

FIELD GOALS MADE

Season 2 (6x), last vs. Grambling (12/17/22)
Career 2 (6x), last vs. Grambling (12/17/22)

FIELD GOALS ATTEMPTED

Season 7 (3x), last vs. UNC (12/4/22)
Career 7 (3x), last vs. UNC (12/4/22)

3-PT. FIELD GOALS MADE

Season 1 (5x), last at Wake (12/31/22)
Career 1 (5x), last at Wake (12/31/22)

3-PT. FIELD GOALS ATTEMPTED

Season 4 vs. UNC (12/4/22)
Career 4 vs. UNC (12/4/22)

FREE THROWS MADE

Season 3 vs. UNC (12/4/22)
Career 3 vs. UNC (12/4/22)

FREE THROWS ATTEMPTED

Season 4 vs. UNC (12/4/22)
Career 4 vs. UNC (12/4/22)

CAREER STATS

	GP-GS	MIN	AVG	FG-FGA	FG%	3FG-FGA	3FG%	FT-FTA	FT%	OFF-DEF-TOT	AVG	PF-FO	AST	TO	BLK	STL	PTS	AVG
2022-23	14-0	288	20.6	17-56	.304	5-28	.179	8-10	.800	7-29-36	2.6	20-0	19	6	0	3	47	3.4
TOTAL	14-0	288	20.6	17-56	.304	5-28	.179	8-10	.800	7-29-36	2.6	20-0	19	6	0	3	47	3.4

- A two-year letterwinner at Westminster Catawba before transferring to Combine Academy for his senior season.
- Combine ended the season ranked No. 20 in the country with a 25-5 record and a state championship in 2021-22.
- All-state, all-conference and the Male Athlete of the Year after averaging 23 points per game as a junior.
- Coached by Sim Frazier while playing for Team Curry in the summer of 2021.
- Rated the 181st-best prospect in the 2022 class on 247Sports.
- Tabbed the second-best player in the state of South Carolina and the 27th-best combo guard nationally, according to 247Sports.
- Four-star recruit and ranked 22nd at his position by ESPN.
- Chose the Hokies over Clemson, Oklahoma, Providence, South Florida and East Tennessee State.
- His sister, Reneazia, won three state championships in track.

2022-23 GAME-BY-GAME STATS

OPPONENT	DATE	ST	MIN	FG-FGA	PCT	3FG-FGA	PCT	FT-FTA	PCT	OFF	DEF	TOT	PF	A	T/O	BLK	STL	PTS
Delaware State	11/7/22		23	2-7	.286	0-2	.000	0-0	.000	0	2	2	0	2	1	0	1	4
Lehigh	11/10/22		24	2-5	.400	1-3	.333	0-0	.000	0	0	0	1	1	0	0	1	5
William & Mary	11/13/22		16	2-7	.286	1-3	.333	2-2	1.000	0	0	0	4	0	0	0	0	7
vs. Old Dominion	11/17/22		19	1-2	.500	0-0	.000	0-0	.000	0	1	1	1	2	0	0	0	2
vs. Penn State	11/18/22		16	0-2	.000	0-2	.000	2-2	1.000	1	3	4	2	1	0	0	0	2
at College of Charleston	11/20/22		25	2-6	.333	0-3	.000	1-1	1.000	1	3	4	3	2	1	0	0	5
Charleston Southern	11/25/22		16	0-2	.000	0-1	.000	0-0	.000	0	1	1	0	0	0	0	0	0
Minnesota	11/28/22		21	1-2	.500	1-2	.500	0-0	.000	0	3	3	1	2	0	0	0	3
North Carolina	12/4/22		21	2-7	.286	1-4	.250	3-4	.750	5	3	8	3	1	0	0	0	8
Dayton	12/7/22		22	1-4	.250	0-2	.000	0-0	.000	0	2	2	0	3	0	0	0	2
vs. Oklahoma State	12/11/22		14	1-3	.333	0-2	.000	0-0	.000	0	1	1	0	0	0	0	0	2
Grambling State	12/17/22		22	2-3	.667	0-1	.000	0-1	.000	0	2	2	1	3	2	0	1	4
at Boston College	12/21/22		21	0-2	.000	0-1	.000	0-0	.000	0	5	5	0	1	1	0	0	0
at Wake Forest	12/31/22		28	1-4	.250	1-2	.500	0-0	.000	0	3	3	4	1	1	0	0	3
Clemson	1/4/23																	
NC State	1/7/23																	
at Syracuse	1/11/23																	
at Virginia	1/18/23																	
at Clemson	1/21/23																	
Duke	1/23/23																	
Syracuse	1/28/23																	
at Miami	1/31/23																	
Virginia	2/4/23																	
Boston College	2/8/23																	
at Notre Dame	2/11/23																	
at Georgia Tech	2/15/23																	
Pitt	2/18/23																	
Miami	2/21/23																	
at Duke	2/25/23																	
at Louisville	2/28/23																	
Florida State	3/4/23																	

PRODUCTION TRACKER

	This Season
Scored 10+ Points	-
Scored 20+ Points	-
Led Tech in Scoring	-
Made multiple 3FGs	-
Led Tech in 3FGM	1
Shot over 40% from 3	2
Had a Double-Double	-
Had Multiple Assists	6
Had Multiple Steals	-



3 SEAN PEDULLA

SOPHOMORE Guard | 6-1 | 195 | Sports Media and Analytics
Edmond, Oklahoma | Edmond Memorial



SEASON/CAREER BESTS

POINTS

Season 22 vs. William & Mary (11/13/22)
Career 22 vs. William & Mary (11/13/22)

REBOUNDS

Season 5 (2x), last vs. Grambling (12/17/22)
Career 5 (2x), last vs. Grambling (12/17/22)

ASSISTS

Season 8 vs. Delaware State (11/7/22)
Career 8 vs. Delaware State (11/7/22)

BLOCKS

Season 1 (2x), last vs. William & Mary (11/13/22)
Career 1 (3x), last vs. William & Mary (11/13/22)

STEALS

Season 3 (2x), last at Wake (12/31/22)
Career 3 (2x), last at Wake (12/31/22)

MINUTES

Season 44 at Boston College (12/21/22)
Career 44 at Boston College (12/21/22)

FIELD GOALS MADE

Season 9 vs. Lehigh (11/10/22)
Career 9 vs. Lehigh (11/10/22)

FIELD GOALS ATTEMPTED

Season 18 at Wake Forest (12/31/22)
Career 18 at Wake Forest (12/31/22)

3-PT. FIELD GOALS MADE

Season 5 vs. Delaware State (11/7/22)
Career 6 at Florida State (1/29/22)

3-PT. FIELD GOALS ATTEMPTED

Season 9 at Wake Forest (12/31/22)
Career 9 at Wake Forest (12/31/22)

FREE THROWS MADE

Season 7 vs. Grambling (12/17/22)
Career 10 vs. Texas (3/18/22)

FREE THROWS ATTEMPTED

Season 9 vs. Grambling (12/17/22)
Career 10 vs. Texas (3/18/22)

CAREER STATS

	GP-GS	MIN	AVG	FG-FGA	FG%	3FG-FGA	3FG%	FT-FTA	FT%	OFF-DEF-TOT	AVG	PF-FO	AST	TO	BLK	STL	PTS	AVG
2021-22	36-0	467	13.0	62-145	.428	34-76	.447	36-40	.900	6-36-42	1.2	54-2	47	31	1	21	194	5.4
2022-23	14-14	492	35.1	91-195	.467	26-77	.338	35-44	.795	6-42-48	3.4	34-2	60	25	2	15	243	17.4
TOTAL	50-14	959	19.2	153-340	.450	60-153	.392	71-84	.845	12-78-90	1.8	88-4	107	56	3	36	437	8.7

- Will take over the reins at point guard following the graduation of Storm Murphy. *Last name pronounced: puh-DOOL-uh*
- Solid sharpshooter from downtown – shot over 40% from three 18 times as a freshman.
- Posted a career-high 20 points at Florida State, which was the turning point in the Hokies' 2021-22 season. He drilled 6 of 7 from long range in that game.
- Guided Edmond Memorial to three state tournaments.
- Two-time all-state selection and COAC Offensive Player of the Year that averaged 17.6 points a game as a senior.
- Rated the 165th-best prospect in the 2021 class on 247Sports.
- Tabbed the second-best player in the state of Oklahoma and the 25th-best point guard nationally, according to 247Sports.
- Chose the Hokies over Minnesota and Oklahoma State.
- One of Dominic and Bernadette Pedulla's nine children. His siblings JJ, Edmund and Claire won state championships in high school basketball, while Brendan won a state championship in rugby.

2022-23 GAME-BY-GAME STATS

OPPONENT	DATE	ST	MIN	FG-FGA	PCT	3FG-FGA	PCT	FT-FTA	PCT	OFF	DEF	TOT	PF	A	T/O	BLK	STL	PTS
Delaware State	11/7/22	*	29	5-12	.417	5-8	.625	3-4	.750	0	4	4	1	8	2	0	1	18
Lehigh	11/10/22	*	33	9-17	.529	1-5	.200	1-1	1.000	0	3	3	0	2	0	1	0	20
William & Mary	11/13/22	*	36	7-11	.636	4-7	.571	4-4	1.000	1	3	4	2	4	1	1	1	22
vs. Old Dominion	11/17/22	*	34	7-15	.467	2-5	.400	2-5	.400	0	4	4	2	7	1	0	0	18
vs. Penn State	11/18/22	*	38	5-13	.385	0-6	.000	0-0	.000	0	1	1	1	3	1	0	3	10
at College of Charleston	11/20/22	*	34	7-15	.467	1-5	.200	2-2	1.000	0	3	3	3	3	4	0	2	17
Charleston Southern	11/25/22	*	37	6-10	.600	1-2	.500	2-3	.667	0	4	4	1	3	1	0	0	15
Minnesota	11/28/22	*	35	8-13	.615	1-3	.333	0-0	.000	1	3	4	2	2	1	0	0	17
North Carolina	12/4/22	*	36	5-14	.357	1-5	.200	3-4	.750	0	4	4	4	4	2	0	0	14
Dayton	12/7/22	*	27	8-13	.615	2-5	.400	1-1	1.000	0	1	1	5	2	1	0	2	19
vs. Oklahoma State	12/11/22	*	39	6-16	.375	2-4	.500	2-3	.667	1	4	5	3	4	1	0	1	16
Grambling State	12/17/22	*	33	5-12	.417	4-8	.500	7-9	.778	1	4	5	1	6	3	0	2	21
at Boston College	12/21/22	*	44	7-16	.438	1-5	.200	3-3	1.000	1	1	2	5	5	4	0	0	18
at Wake Forest	12/31/22	*	38	6-18	.333	1-9	.111	5-5	1.000	1	3	4	4	7	3	0	3	18
Clemson	1/4/23																	
NC State	1/7/23																	
at Syracuse	1/11/23																	
at Virginia	1/18/23																	
at Clemson	1/21/23																	
Duke	1/23/23																	
Syracuse	1/28/23																	
at Miami	1/31/23																	
Virginia	2/4/23																	
Boston College	2/8/23																	
at Notre Dame	2/11/23																	
at Georgia Tech	2/15/23																	
Pitt	2/18/23																	
Miami	2/21/23																	
at Duke	2/25/23																	
at Louisville	2/28/23																	
Florida State	3/4/23																	

PRODUCTION TRACKER

	This Season	Career
Scored 10+ Points	14	19
Scored 20+ Points	3	4
Led Tech in Scoring	9	10
Made 3+ 3FGs	3	7
Led Tech in 3FGM	3	7
Shot over 40% from 3	7	25
Had a Double-Double	-	-
Had Multiple Assists	14	27
Had Multiple Steals	5	8



4 DARREN BUCHANAN JR.

FRESHMAN Forward | 6-7 | 235 | Communication
Washington, D.C. | Woodrow Wilson



SEASON/CAREER BESTS

POINTS

Season -
Career -

REBOUNDS

Season -
Career -

ASSISTS

Season -
Career -

BLOCKS

Season -
Career -

STEALS

Season -
Career -

MINUTES

Season -
Career -

FIELD GOALS MADE

Season -
Career -

FIELD GOALS ATTEMPTED

Season -
Career -

3-PT. FIELD GOALS MADE

Season -
Career -

3-PT. FIELD GOALS ATTEMPTED

Season -
Career -

FREE THROWS MADE

Season -
Career -

FREE THROWS ATTEMPTED

Season -
Career -

CAREER STATS

	GP-GS	MIN	AVG	FG-FGA	FG%	3FG-FGA	3FG%	FT-FTA	FT%	OFF-DEF-TOT	AVG	PF-FO	AST	TO	BLK	STL	PTS	AVG	
2022-23																			
TOTAL																			

- Will redshirt the 2022-23 season. *Name pronounced: DARE-in BUH-can-in*
- A four-year letterwinner at Woodrow Wilson in Washington, D.C.
- 2022 D.C. Gatorade Player of the Year and All-Met Player of the Year.
- Two-time DCIAA Player of the Year and two-time DCIAA champion.
- Two-time all-state first team selection, All-Met first team as a senior (joining teammate Rodney Rice) and two-time DCIAA first team.
- Averaged 17 points, 10 rebounds, four assists and three steals during his four-year career at Woodrow Wilson.
- Coached by Osman Bangura and Angelo Hernandez while playing for Team Durant on the Nike EYBL circuit for three years.
- Tabbed the second-best player in Washington, D.C., and the 47th-best small forward nationally, according to 247Sports; Three-star recruit according to multiple outlets.
- Chose the Hokies over Georgetown, Rutgers, George Mason and George Washington.
- Related to former NFL tight end Vernon Davis.

2022-23 GAME-BY-GAME STATS

OPPONENT	DATE	ST	MIN	FG-FGA	PCT	3FG-FGA	PCT	FT-FTA	PCT	OFF	DEF	TOT	PF	A	T/O	BLK	STL	PTS	
Delaware State	11/7/22																		DNP
Lehigh	11/10/22																		DNP
William & Mary	11/13/22																		DNP
vs. Old Dominion	11/17/22																		DNP
vs. Penn State	11/18/22																		DNP
at College of Charleston	11/20/22																		DNP
Charleston Southern	11/25/22																		DNP
Minnesota	11/28/22																		DNP
North Carolina	12/4/22																		DNP
Dayton	12/7/22																		DNP
vs. Oklahoma State	12/11/22																		DNP
Grambling State	12/17/22																		DNP
at Boston College	12/21/22																		DNP
at Wake Forest	12/31/22																		DNP
Clemson	1/4/23																		DNP
NC State	1/7/23																		DNP
at Syracuse	1/11/23																		DNP
at Virginia	1/18/23																		DNP
at Clemson	1/21/23																		DNP
Duke	1/23/23																		DNP
Syracuse	1/28/23																		DNP
at Miami	1/31/23																		DNP
Virginia	2/4/23																		DNP
Boston College	2/8/23																		DNP
at Notre Dame	2/11/23																		DNP
at Georgia Tech	2/15/23																		DNP
Pitt	2/18/23																		DNP
Miami	2/21/23																		DNP
at Duke	2/25/23																		DNP
at Louisville	2/28/23																		DNP
Florida State	3/4/23																		DNP

PRODUCTION TRACKER

	This Season
Scored 10+ Points	-
Had 5+ Rebounds	-
Had Multiple Blocks	-
Led Tech in Blocks	-
Had Multiple Steals	-
Shot over 50% from the floor	-
Played 10+ Minutes	-
Shot 5+ Free Throws	-
Had Multiple Dunks	-



5 PATRICK WESSLER

FRESHMAN Center | 7-0 | 245 | Business Marketing
 Matthews, North Carolina | Combine Academy



Last name pronounced: WES-ler

- Will redshirt the 2022-23 season.
- Invited to the Allen Iverson 24K Showcase game in Memphis.
- Played his final two seasons at Combine Academy where he guided the program to a state championship in 2021-22.
- Averaged 18 points, 14 rebounds and 2.3 blocks as a senior, while Combine ended the season ranked No. 20 in the country with a 25-5 record.
- Named 2020-21 HoopState Network Sixth Man of the Year.
- Played his freshman and sophomore seasons at David W. Butler High School in Matthews, N.C.
- Southwestern 4A Conference Player of the Year.
- Completed for CC Elite on the AAU circuit.
- Rated the 148th-best prospect in the 2022 class by 247Sports; Tabbed the third-best player in the state of North Carolina and the 24th-best center nationally, according to 247Sports.
- Chose the Hokies over Providence, Southern Cal, NC State and Ole Miss.

SEASON/CAREER BESTS

POINTS

Season -
 Career -

REBOUNDS

Season -
 Career -

ASSISTS

Season -
 Career -

BLOCKS

Season -
 Career -

STEALS

Season -
 Career -

MINUTES

Season -
 Career -

FIELD GOALS MADE

Season -
 Career -

FIELD GOALS ATTEMPTED

Season -
 Career -

3-PT. FIELD GOALS MADE

Season -
 Career -

3-PT. FIELD GOALS ATTEMPTED

Season -
 Career -

FREE THROWS MADE

Season -
 Career -

FREE THROWS ATTEMPTED

Season -
 Career -


CAREER STATS

2022-23 GAME-BY-GAME STATS

OPPONENT	DATE	ST	MIN	FG-FGA	PCT	3FG-FGA	PCT	FT-FTA	PCT	OFF	DEF	TOT	PF	A	T/O	BLK	STL	PTS	
Delaware State	11/7/22																		DNP
Lehigh	11/10/22																		DNP
William & Mary	11/13/22																		DNP
vs. Old Dominion	11/17/22																		DNP
vs. Penn State	11/18/22																		DNP
at College of Charleston	11/20/22																		DNP
Charleston Southern	11/25/22																		DNP
Minnesota	11/28/22																		DNP
North Carolina	12/4/22																		DNP
Dayton	12/7/22																		DNP
vs. Oklahoma State	12/11/22																		DNP
Grambling State	12/17/22																		DNP
at Boston College	12/21/22																		DNP
at Wake Forest	12/31/22																		DNP
Clemson	1/4/23																		
NC State	1/7/23																		
at Syracuse	1/11/23																		
at Virginia	1/18/23																		
at Clemson	1/21/23																		
Duke	1/23/23																		
Syracuse	1/28/23																		
at Miami	1/31/23																		
Virginia	2/4/23																		
Boston College	2/8/23																		
at Notre Dame	2/11/23																		
at Georgia Tech	2/15/23																		
Pitt	2/18/23																		
Miami	2/21/23																		
at Duke	2/25/23																		
at Louisville	2/28/23																		
Florida State	3/4/23																		

PRODUCTION TRACKER

	This Season
Scored 10+ Points	-
Had 5+ Rebounds	-
Had Multiple Blocks	-
Led Tech in Blocks	-
Had Multiple Steals	-
Shot over 50% from the floor	-
Played 10+ Minutes	-
Shot 5+ Free Throws	-
Had Multiple Dunks	-



	GP-GS	MIN	AVG	FG-FGA	FG%	3FG-FGA	3FG%	FT-FTA	FT%	OFF-DEF-TOT	AVG	PF-FO	AST	TO	BLK	STL	PTS	AVG	
2022-23																			
TOTAL																			

10 CAMDEN JOHNSON

SOPHOMORE Guard | 6-1 | 185 | Business Finance
Waxhaw, North Carolina | Metrolina Christian Academy



SEASON/CAREER BESTS

POINTS

Season -
Career 3 vs. Merrimack (11/21/21)

REBOUNDS

Season 1 (3x), last vs. Dayton (12/7/22)
Career 1 (4x), last vs. Dayton (12/7/22)

ASSISTS

Season 1 (4x), last vs. Grambling (12/17/22)
Career 1 (5x), last vs. Grambling (12/17/22)

BLOCKS

Season -
Career -

STEALS

Season -
Career 1 (2x), last vs. Louisville (3/1/22)

MINUTES

Season 8 vs. Delaware State (11/7/22)
Career 8 vs. Delaware State (11/7/22)

FIELD GOALS MADE

Season -
Career 1 vs. Merrimack (11/21/21)

FIELD GOALS ATTEMPTED

Season 1 vs. Minnesota (11/28/22)
Career 1 (4x), last vs. Minnesota (11/28/22)

3-PT. FIELD GOALS MADE

Season -
Career 1 vs. Merrimack (11/21/21)

3-PT. FIELD GOALS ATTEMPTED

Season -
Career 1 (2x), last vs. St. Bona. (12/17/21)

FREE THROWS MADE

Season -
Career -

FREE THROWS ATTEMPTED

Season -
Career -

CAREER STATS

	GP-GS	MIN	AVG	FG-FGA	FG%	3FG-FGA	3FG%	FT-FTA	FT%	OFF-DEF-TOT	AVG	PF-FO	AST	TO	BLK	STL	PTS	AVG
2021-22	10-0	17	1.7	1-3	.333	1-2	.500	0-0	.000	0-2-2	0.2	1-0	1	0	0	2	3	0.3
2022-23	6-0	20	3.3	0-1	.000	0-0	.000	0-0	.000	1-2-3	0.5	2-0	4	1	0	0	0	0.0
TOTAL	16-0	37	2.3	1-4	.250	1-2	.500	0-0	.000	1-4-5	0.3	3-0	5	1	0	2	3	0.2

- Recruited as a preferred walk-on.
- Averaged 14 points, 6.6 rebounds, 3.2 assists and 2.3 steals per game his senior season at Metrolina.
- Parents, Joey and Cindy Johnson, both attended Virginia Tech.

2022-23 GAME-BY-GAME STATS

OPPONENT	DATE	ST	MIN	FG-FGA	PCT	3FG-FGA	PCT	FT-FTA	PCT	OFF	DEF	TOT	PF	A	T/O	BLK	STL	PTS
Delaware State	11/7/22		8	0-0	.000	0-0	.000	0-0	.000	1	0	1	1	1	0	0	0	0
Lehigh	11/10/22		2	0-0	.000	0-0	.000	0-0	.000	0	1	1	0	0	0	0	0	0
William & Mary	11/13/22		2	0-0	.000	0-0	.000	0-0	.000	0	0	0	0	1	0	0	0	0
vs. Old Dominion	11/17/22								DNP									
vs. Penn State	11/18/22								DNP									
at College of Charleston	11/20/22								DNP									
Charleston Southern	11/25/22								DNP									
Minnesota	11/28/22		2	0-1	.000	0-0	.000	0-0	.000	0	0	0	0	0	0	0	0	0
North Carolina	12/4/22								DNP									
Dayton	12/7/22		2	0-0	.000	0-0	.000	0-0	.000	0	1	1	0	1	1	0	0	0
vs. Oklahoma State	12/11/22								DNP									
Grambling State	12/17/22		4	0-0	.000	0-0	.000	0-0	.000	0	0	0	1	1	0	0	0	0
at Boston College	12/21/22								DNP									
at Wake Forest	12/31/22								DNP									
Clemson	1/4/23																	
NC State	1/7/23																	
at Syracuse	1/11/23																	
at Virginia	1/18/23																	
at Clemson	1/21/23																	
Duke	1/23/23																	
Syracuse	1/28/23																	
at Miami	1/31/23																	
Virginia	2/4/23																	
Boston College	2/8/23																	
at Notre Dame	2/11/23																	
at Georgia Tech	2/15/23																	
Pitt	2/18/23																	
Miami	2/21/23																	
at Duke	2/25/23																	
at Louisville	2/28/23																	
Florida State	3/4/23																	

PRODUCTION TRACKER

	This Season	Career
Scored 5+ Points	-	-
Scored 10+ Points	-	-
Made Multiple 3FGs	-	-
Made 3+ 3FGs	-	-
Led Tech in 3FGM	-	-
Shot over 40% from 3	-	1
Played 5+ Minutes	1	1
Had Multiple Assists	-	-
Had Multiple Steals	-	-



11 JOHN CAMDEN

R-FRESHMAN Forward | 6-8 | 215 | Business Management
 Downingtown, Pennsylvania | Memphis



SEASON/CAREER BESTS

POINTS

Season 6 (2x), last at Wake (12/31/22)
 Career 6 (2x), last at Wake (12/31/22)

REBOUNDS

Season 2 vs. Delaware State (11/7/22)
 Career 2 vs. Delaware State (11/7/22)

ASSISTS

Season -
 Career -

BLOCKS

Season 1 at Wake Forest (12/31/22)
 Career 1 at Wake Forest (12/31/22)

STEALS

Season -
 Career -

MINUTES

Season 19 vs. Delaware State (11/7/22)
 Career 19 vs. Delaware State (11/7/22)

FIELD GOALS MADE

Season 2 vs. Delaware State (11/7/22)
 Career 2 vs. Delaware State (11/7/22)

FIELD GOALS ATTEMPTED

Season 4 (2x), last vs. William & Mary (11/13/22)
 Career 4 (2x), last vs. William & Mary (11/13/22)

3-PT. FIELD GOALS MADE

Season 2 vs. Delaware State (11/7/22)
 Career 2 vs. Delaware State (11/7/22)

3-PT. FIELD GOALS ATTEMPTED

Season 4 vs. Delaware State (11/7/22)
 Career 4 vs. Delaware State (11/7/22)

FREE THROWS MADE

Season 3 at Wake Forest (12/31/22)
 Career 3 at Wake Forest (12/31/22)

FREE THROWS ATTEMPTED

Season 5 at Wake Forest (12/31/22)
 Career 5 at Wake Forest (12/31/22)

- Will be a versatile wing for Coach Young, who can play the 3 and the 4.
- Transferred from Memphis; battled a right foot injury most of freshman season.
- Chose the Hokies over LSU during the transfer process.
- Played senior season at Brewster Academy in Wolfeboro, N.H.
- Was rated a four-star recruit and the 90th-ranked player in the nation by Rivals.
- Averaged 15.8 points per game as a junior at Archbishop Carroll (Pa.) in 2019-20.
- Father, Tex, graduated from Virginia Tech in 1993.
- Sisters, Meg and Heather, played lacrosse at Ohio State and Drexel, respectively.
- Other older sister, Anna, plays basketball at Penn State.

2022-23 GAME-BY-GAME STATS

OPPONENT	DATE	ST	MIN	FG-FGA	PCT	3FG-FGA	PCT	FT-FTA	PCT	OFF	DEF	TOT	PF	A	T/O	BLK	STL	PTS
Delaware State	11/7/22		19	2-4	.500	2-4	.500	0-0	.000	0	2	2	3	0	0	0	0	6
Lehigh	11/10/22		8	0-0	.000	0-0	.000	0-0	.000	0	1	1	2	0	0	0	0	0
William & Mary	11/13/22		9	1-4	.250	0-3	.000	0-0	.000	1	0	1	2	0	1	0	0	2
vs. Old Dominion	11/17/22		2	0-0	.000	0-0	.000	0-0	.000	0	1	1	0	0	0	0	0	0
vs. Penn State	11/18/22								DNP									
at College of Charleston	11/20/22		1	0-0	.000	0-0	.000	0-0	.000	0	0	0	0	0	0	0	0	0
Charleston Southern	11/25/22								DNP									
Minnesota	11/28/22								DNP									
North Carolina	12/4/22								DNP									
Dayton	12/7/22		3	0-1	.000	0-1	.000	0-0	.000	0	0	0	0	0	0	0	0	0
vs. Oklahoma State	12/11/22								DNP									
Grambling State	12/17/22		5	0-1	.000	0-1	.000	0-0	.000	0	1	1	0	0	0	0	0	0
at Boston College	12/21/22		0	0-0	.000	0-0	.000	0-0	.000	0	0	0	0	0	0	0	0	0
at Wake Forest	12/31/22		15	1-3	.333	1-3	.333	3-5	.600	0	1	1	1	0	0	1	0	6
Clemson	1/4/23																	
NC State	1/7/23																	
at Syracuse	1/11/23																	
at Virginia	1/18/23																	
at Clemson	1/21/23																	
Duke	1/23/23																	
Syracuse	1/28/23																	
at Miami	1/31/23																	
Virginia	2/4/23																	
Boston College	2/8/23																	
at Notre Dame	2/11/23																	
at Georgia Tech	2/15/23																	
Pitt	2/18/23																	
Miami	2/21/23																	
at Duke	2/25/23																	
at Louisville	2/28/23																	
Florida State	3/4/23																	

PRODUCTION TRACKER

	This Season	Career
Scored 5+ Points	2	2
Scored 10+ Points	-	-
Made Multiple 3FGs	1	1
Made 3+ 3FGs	-	-
Led Tech in 3FGM	-	-
Shot over 40% from 3	1	1
Played 5+ Minutes	4	4
Had Multiple Assists	-	-
Had Multiple Steals	-	-



CAREER STATS

	GP-GS	MIN	AVG	FG-FGA	FG%	3FG-FGA	3FG%	FT-FTA	FT%	OFF-DEF-TOT	AVG	PF-FO	AST	TO	BLK	STL	PTS	AVG
2021-22	1-0	1	1.0	0-0	.000	0-0	.000	0-0	.000	0-1-1	1.0	0-0	0	0	0	0	0	0.0
2022-23	9-0	62	6.9	4-13	.308	3-12	.250	3-5	.600	1-6-7	0.8	8-0	0	1	1	0	14	1.6
TOTAL	10-0	63	6.3	4-13	.308	3-12	.250	3-5	.600	1-7-8	0.8	8-0	0	1	1	0	14	1.4

13 DARIUS MADDOX

JUNIOR Guard | 6-5 | 180 | Sports Media and Analytics
Bowie, Maryland | Oak Hill Academy



SEASON/CAREER BESTS

POINTS

Season 14 (2x), last vs. William & Mary (11/13/22)
Career 20 vs. North Carolina (3/11/22)

REBOUNDS

Season 8 at Boston College (12/21/22)
Career 8 at Boston College (12/21/22)

ASSISTS

Season 3 (2x), last vs. Dayton (12/7/22)
Career 4 vs. Miami (1/26/22)

BLOCKS

Season 1 (3x), last vs. Grambling (12/17/22)
Career 2 (2x), last vs. Miami (1/26/22)

STEALS

Season 2 at Wake Forest (12/31/22)
Career 3 at Florida State (1/29/22)

MINUTES

Season 40 at Boston College (12/21/22)
Career 40 at Boston College (12/21/22)

FIELD GOALS MADE

Season 5 (5x), last vs. Dayton (12/7/22)
Career 7 vs. North Carolina (3/11/22)

FIELD GOALS ATTEMPTED

Season 15 at Boston College (12/21/22)
Career 15 at Boston College (12/21/22)

3-PT. FIELD GOALS MADE

Season 2 (4x), last at Boston College (12/21/22)
Career 4 vs. North Carolina (3/11/22)

3-PT. FIELD GOALS ATTEMPTED

Season 6 at Boston College (12/21/22)
Career 6 at Boston College (12/21/22)

FREE THROWS MADE

Season 4 vs. Delaware State (11/7/22)
Career 4 (3x), last vs. Delaware St. (11/7/22)

FREE THROWS ATTEMPTED

Season 5 vs. Delaware State (11/7/22)
Career 5 vs. Delaware State (11/7/22)

CAREER STATS

	GP-GS	MIN	AVG	FG-FGA	FG%	3FG-FGA	3FG%	FT-FTA	FT%	OFF-DEF-TOT	AVG	PF-FO	AST	TO	BLK	STL	PTS	AVG
2020-21	11-0	35	3.2	3-11	.273	3-7	.429	0-0	.000	2-0-2	0.2	3-0	3	1	1	0	9	0.8
2021-22	36-0	612	17.0	82-160	.513	40-79	.506	26-33	.788	17-52-69	1.9	42-0	19	20	8	11	230	6.4
2022-23	14-14	435	31.1	50-130	.385	12-44	.273	14-16	.875	21-28-49	3.5	24-0	15	10	3	8	126	9.0
TOTAL	61-14	1082	17.7	135-301	.449	55-130	.423	40-49	.816	40-80-120	2.0	69-0	37	31	12	19	365	6.0

- Potential to have a breakout season.
- 2022 ACC All-Tournament Second Team; dropped career-high 20 points vs. UNC in semis.
- Two game-winning 3-pointers in four games: at Miami and vs. Clemson.
- Dropped in a career-high 14 points on 4-of-8 shooting vs. Cornell; also set or tied career highs in rebounds (four), minutes played (23), field goals made (four) and free throws made (four).
- Appeared in 11 games in 2020-21, recording a season-high nine points vs. Coppin State (12/19/20).
- Rated 84th overall and the 14th-best shooting guard on 247 Sports.
- Chose the Hokies over Cincinnati, Creighton, Georgetown and Seton Hall.

2022-23 GAME-BY-GAME STATS

OPPONENT	DATE	ST	MIN	FG-FGA	PCT	3FG-FGA	PCT	FT-FTA	PCT	OFF	DEF	TOT	PF	A	T/O	BLK	STL	PTS
Delaware State	11/7/22	*	27	5-8	.625	0-1	.000	4-5	.800	0	3	3	0	0	0	0	1	14
Lehigh	11/10/22	*	24	3-7	.429	0-3	.000	2-2	1.000	0	4	4	0	0	0	0	0	8
William & Mary	11/13/22	*	31	5-9	.556	2-2	1.000	2-2	1.000	1	1	2	1	3	0	0	1	14
vs. Old Dominion	11/17/22	*	35	4-11	.364	2-5	.400	2-2	1.000	0	2	2	2	2	0	0	0	12
vs. Penn State	11/18/22	*	33	5-8	.625	1-2	.500	0-0	.000	3	2	5	1	1	1	0	0	11
at College of Charleston	11/20/22	*	22	4-9	.444	0-4	.000	0-0	.000	1	1	2	4	0	1	0	1	8
Charleston Southern	11/25/22	*	34	5-13	.385	1-4	.250	1-2	.500	2	0	2	3	0	2	0	0	12
Minnesota	11/28/22	*	30	1-7	.143	0-2	.000	2-2	1.000	3	1	4	1	2	1	1	0	4
North Carolina	12/4/22	*	37	1-6	.167	0-2	.000	0-0	.000	0	4	4	4	2	1	0	1	2
Dayton	12/7/22	*	31	5-13	.385	2-5	.400	0-0	.000	1	4	5	1	3	1	0	1	12
vs. Oklahoma State	12/11/22	*	33	3-9	.333	1-3	.333	0-0	.000	3	0	3	2	0	2	1	0	7
Grambling State	12/17/22	*	34	3-9	.333	1-4	.250	0-0	.000	2	1	3	1	1	0	1	1	7
at Boston College	12/21/22	*	40	4-15	.267	2-6	.333	0-0	.000	5	3	8	2	0	1	0	0	10
at Wake Forest	12/31/22	*	25	2-6	.333	0-1	.000	1-1	1.000	0	2	2	2	1	0	0	2	5
Clemson	1/4/23																	
NC State	1/7/23																	
at Syracuse	1/11/23																	
at Virginia	1/18/23																	
at Clemson	1/21/23																	
Duke	1/23/23																	
Syracuse	1/28/23																	
at Miami	1/31/23																	
Virginia	2/4/23																	
Boston College	2/8/23																	
at Notre Dame	2/11/23																	
at Georgia Tech	2/15/23																	
Pitt	2/18/23																	
Miami	2/21/23																	
at Duke	2/25/23																	
at Louisville	2/28/23																	
Florida State	3/4/23																	

PRODUCTION TRACKER

	This Season	Career
Scored 10+ Points	7	15
Scored 20+ Points	-	1
Led Tech in Scoring	-	2
Made 3+ 3FGs	-	6
Led Tech in 3FGM	2	7
Shot over 40% from 3	4	27
Had a Double-Double	-	-
Had Multiple Assists	5	9
Had Multiple Steals	1	2



14 OWYN DAWYOT

FRESHMAN Guard | 6-2 | 190 | Sports Media and Analytics
Roanoke, Virginia | Cave Spring



SEASON/CAREER BESTS

POINTS

Season 2 vs. Dayton (12/7/22)
Career 2 vs. Dayton (12/7/22)

REBOUNDS

Season 1 vs. William & Mary (11/13/22)
Career 1 vs. William & Mary (11/13/22)

ASSISTS

Season -
Career -

BLOCKS

Season -
Career -

STEALS

Season -
Career -

MINUTES

Season 2 vs. Dayton (12/7/22)
Career 2 vs. Dayton (12/7/22)

FIELD GOALS MADE

Season 1 vs. Dayton (12/7/22)
Career 1 vs. Dayton (12/7/22)

FIELD GOALS ATTEMPTED

Season 1 (2x), last vs. Dayton (12/7/22)
Career 1 (2x), last vs. Dayton (12/7/22)

3-PT. FIELD GOALS MADE

Season -
Career -

3-PT. FIELD GOALS ATTEMPTED

Season 1 vs. William & Mary (11/13/22)
Career 1 vs. William & Mary (11/13/22)

FREE THROWS MADE

Season -
Career -

FREE THROWS ATTEMPTED

Season -
Career -

CAREER STATS

	GP-GS	MIN	AVG	FG-FGA	FG%	3FG-FGA	3FG%	FT-FTA	FT%	OFF-DEF-TOT	AVG	PF-FO	AST	TO	BLK	STL	PTS	AVG
2022-23	4-0	5	1.3	1-2	.500	0-1	.000	0-0	.000	0-1-1	0.3	1-0	0	0	0	0	2	0.5
TOTAL	4-0	5	1.3	1-2	.500	0-1	.000	0-0	.000	0-1-1	0.3	1-0	0	0	0	0	2	0.5

- Recruited as a preferred walk-on.
- VHSCA Class 3 State Co-Player of the Year as a senior.
- Led Cave Spring to the 2022 VHSL Class 3 state title, knocking down the game-winning free throw for a 76-75 victory over Petersburg.
- Scored a game-high 29 points in that state final.
- Averaged 16.2 points, 4.5 rebounds, 2.1 assists, and 2.3 steals per game in 2021-22.
- Earned First-Team All-District, First-Team All-Region and First-Team All-State as a senior.
- Transferred from Salem to Cave Spring for his senior season.
- Set the Cave Spring record for wins in a season with 29 during the 2021-22 campaign.
- Grandfather, Peter Dawyot, played football at Virginia Tech.

Name pronounced: OWE-in DOY-yacht

2022-23 GAME-BY-GAME STATS

OPPONENT	DATE	ST	MIN	FG-FGA	PCT	3FG-FGA	PCT	FT-FTA	PCT	OFF	DEF	TOT	PF	A	T/O	BLK	STL	PTS
Delaware State	11/7/22		1	0-0	.000	0-0	.000	0-0	.000	0	0	0	0	0	0	0	0	0
Lehigh	11/10/22								DNP									
William & Mary	11/13/22	1		0-1	.000	0-1	.000	0-0	.000	0	1	1	0	0	0	0	0	0
vs. Old Dominion	11/17/22								DNP									
vs. Penn State	11/18/22								DNP									
at College of Charleston	11/20/22								DNP									
Charleston Southern	11/25/22								DNP									
Minnesota	11/28/22								DNP									
North Carolina	12/4/22								DNP									
Dayton	12/7/22	2		1-1	1.000	0-0	.000	0-0	.000	0	0	0	1	0	0	0	0	2
vs. Oklahoma State	12/11/22								DNP									
Grambling State	12/17/22	1		0-0	.000	0-0	.000	0-0	.000	0	0	0	0	0	0	0	0	0
at Boston College	12/21/22								DNP									
at Wake Forest	12/31/22								DNP									
Clemson	1/4/23																	
NC State	1/7/23																	
at Syracuse	1/11/23																	
at Virginia	1/18/23																	
at Clemson	1/21/23																	
Duke	1/23/23																	
Syracuse	1/28/23																	
at Miami	1/31/23																	
Virginia	2/4/23																	
Boston College	2/8/23																	
at Notre Dame	2/11/23																	
at Georgia Tech	2/15/23																	
Pitt	2/18/23																	
Miami	2/21/23																	
at Duke	2/25/23																	
at Louisville	2/28/23																	
Florida State	3/4/23																	

PRODUCTION TRACKER

	This Season
Scored 5+ Points	-
Scored 10+ Points	-
Made Multiple 3FGs	-
Made 3+ 3FGs	-
Led Tech in 3FGM	-
Shot over 40% from 3	-
Played 5+ Minutes	-
Had Multiple Assists	-
Had Multiple Steals	-



15 LYNN KIDD

JUNIOR Center | 6-10 | 235 | Sociology
Gainesville, Florida | Clemson



SEASON/CAREER BESTS

POINTS

Season 11 vs. CSU (11/25/22)
Career 11 vs. CSU (11/25/22)

REBOUNDS

Season 10 vs. Delaware State (11/7/22)
Career 10 vs. Delaware State (11/7/22)

ASSISTS

Season 3 vs. Delaware State (11/7/22)
Career 3 vs. Delaware State (11/7/22)

BLOCKS

Season 2 (2x), last vs. Grambling (12/17/22)
Career 2 (3x), last vs. Grambling (12/17/22)

STEALS

Season 1 (2x), last vs. Grambling (12/17/22)
Career 1 (2x), last vs. Grambling (12/17/22)

MINUTES

Season 24 vs. Delaware State (11/7/22)
Career 24 vs. Delaware State (11/7/22)

FIELD GOALS MADE

Season 5 vs. CSU (11/25/22)
Career 5 vs. CSU (11/25/22)

FIELD GOALS ATTEMPTED

Season 9 vs. CSU (11/25/22)
Career 9 vs. CSU (11/25/22)

3-PT. FIELD GOALS MADE

Season -
Career -

3-PT. FIELD GOALS ATTEMPTED

Season -
Career -

FREE THROWS MADE

Season 3 at Wake Forest (12/31/22)
Career 3 at Wake Forest (12/31/22)

FREE THROWS ATTEMPTED

Season 5 at Wake Forest (12/31/22)
Career 5 at Wake Forest (12/31/22)

CAREER STATS

	GP-GS	MIN	AVG	FG-FGA	FG%	3FG-FGA	3FG%	FT-FTA	FT%	OFF-DEF-TOT	AVG	PF-FO	AST	TO	BLK	STL	PTS	AVG
2020-21	7-0	33	4.7	2-6	.333	0-0	.000	4-4	1.000	4-3-7	1.0	6-0	1	2	2	0	8	1.1
2021-22	10-0	25	2.5	3-8	.375	0-0	.000	1-1	1.000	6-5-11	1.1	0-0	0	3	2	0	7	0.7
2022-23	14-3	177	12.6	29-47	.617	0-0	.000	10-15	.667	16-33-49	3.5	21-0	10	9	6	2	68	4.9
TOTAL	31-3	235	7.6	34-61	.557	0-0	.000	15-20	.750	26-41-67	2.2	27-0	11	14	10	2	83	2.7

- Look for increased production in his second season as a Hokie.
- Played in seven games, totaling eight points in 33 minutes of action as a freshman at Clemson.
- Reclassified from the 2021 recruiting class to 2020.
- No. 77 overall prospect on ESPN's Top-100 list of high school juniors; four-star recruit.
- Chose Clemson over Virginia Tech, Miami, Wake Forest, Auburn and Florida during his initial recruitment.

2022-23 GAME-BY-GAME STATS

OPPONENT	DATE	ST	MIN	FG-FGA	PCT	3FG-FGA	PCT	FT-FTA	PCT	OFF	DEF	TOT	PF	A	T/O	BLK	STL	PTS
Delaware State	11/7/22	*	24	3-4	.750	0-0	.000	2-2	1.000	4	6	10	1	3	2	0	0	8
Lehigh	11/10/22		12	3-5	.600	0-0	.000	0-0	.000	0	2	2	1	1	1	0	0	6
William & Mary	11/13/22		17	2-2	1.000	0-0	.000	2-2	1.000	2	2	4	1	0	0	0	0	6
vs. Old Dominion	11/17/22	*	12	2-5	.400	0-0	.000	1-2	.500	0	1	1	2	0	0	0	0	5
vs. Penn State	11/18/22		3	1-1	1.000	0-0	.000	0-0	.000	0	0	0	2	0	1	0	0	2
at College of Charleston	11/20/22		3	0-0	.000	0-0	.000	0-0	.000	0	1	1	1	0	1	0	0	0
Charleston Southern	11/25/22		15	5-9	.556	0-0	.000	1-1	1.000	5	3	8	1	1	0	1	0	11
Minnesota	11/28/22		16	2-3	.667	0-0	.000	0-0	.000	0	3	3	1	0	0	0	0	4
North Carolina	12/4/22		6	2-2	1.000	0-0	.000	0-0	.000	1	0	1	1	0	0	0	0	4
Dayton	12/7/22		13	3-5	.600	0-0	.000	0-0	.000	0	2	2	4	2	0	2	1	6
vs. Oklahoma State	12/11/22		10	1-2	.500	0-0	.000	0-0	.000	1	1	2	2	0	2	0	0	2
Grambling State	12/17/22		18	3-3	1.000	0-0	.000	1-3	.333	1	2	3	1	2	1	2	1	7
at Boston College	12/21/22		11	0-1	.000	0-0	.000	0-0	.000	0	4	4	1	1	1	1	0	0
at Wake Forest	12/31/22	*	18	2-5	.400	0-0	.000	3-5	.600	2	6	8	2	0	0	0	0	7
Clemson	1/4/23																	
NC State	1/7/23																	
at Syracuse	1/11/23																	
at Virginia	1/18/23																	
at Clemson	1/21/23																	
Duke	1/23/23																	
Syracuse	1/28/23																	
at Miami	1/31/23																	
Virginia	2/4/23																	
Boston College	2/8/23																	
at Notre Dame	2/11/23																	
at Georgia Tech	2/15/23																	
Pitt	2/18/23																	
Miami	2/21/23																	
at Duke	2/25/23																	
at Louisville	2/28/23																	
Florida State	3/4/23																	

PRODUCTION TRACKER

	This Season	Career
Scored 10+ Points	1	1
Had 10+ Rebounds	1	1
Had Multiple Blocks	2	3
Led Tech in Blocks	1	1
Had Multiple Steals	-	-
Shot over 50% from the floor	10	13
Played 10+ Minutes	11	12
Shot 5+ Free Throws	1	1
Had Multiple Dunks	2	2



21 GRANT BASILE

GRADUATE STUDENT Forward | 6-9 | 235 | Agricultural and Life Sciences
Pewaukee, Wisconsin | Wright State



SEASON/CAREER BESTS

POINTS

Season 30 vs. Delaware State (11/7/22)
Career 37 at Marshall (11/12/21)

REBOUNDS

Season 10 (2x), last vs. Dayton (12/7/22)
Career 16 at NC State (12/21/21)

ASSISTS

Season 4 (2x), last vs. UNC (12/4/22)
Career 4 (3x), last vs. UNC (12/4/22)

BLOCKS

Season 4 (2x), last vs. Dayton (12/7/22)
Career 4 (6x), last vs. Dayton (12/7/22)

STEALS

Season 2 vs. UNC (12/4/22)
Career 5 vs. Cleveland State (1/28/22)

MINUTES

Season 31 vs. Dayton (12/7/22)
Career 40 at Robert Morris (1/13/22)

FIELD GOALS MADE

Season 12 vs. Delaware State (11/7/22)
Career 13 vs. Robert Morris (1/29/21)

FIELD GOALS ATTEMPTED

Season 17 vs. Dayton (12/7/22)
Career 25 vs. Youngstown St. (2/24/22)

3-PT. FIELD GOALS MADE

Season 6 vs. Delaware State (11/7/22)
Career 6 vs. Delaware State (11/7/22)

3-PT. FIELD GOALS ATTEMPTED

Season 9 (2x), last vs. Dayton (12/7/22)
Career 9 (3x), last vs. Dayton (12/7/22)

FREE THROWS MADE

Season 4 (2x), last vs. ODU (11/17/22)
Career 12 (2x), last at Marshall (11/12/21)

FREE THROWS ATTEMPTED

Season 4 (2x), last vs. ODU (11/17/22)
Career 15 vs. Milwaukee (3/2/21)

CAREER STATS

	GP-GS	MIN	AVG	FG-FGA	FG%	3FG-FGA	3FG%	FT-FTA	FT%	OFF-DEF-TOT	AVG	PF-FO	AST	TO	BLK	STL	PTS	AVG
2018-19	3-0	18	6.0	1-2	.500	0-0	.000	2-6	.333	1-2-3	1.0	5-0	0	2	0	1	4	1.3
2019-20	32-5	458	14.3	74-151	.490	3-21	.143	48-69	.696	44-93-137	4.3	63-1	25	48	29	11	199	6.2
2020-21	24-15	649	27.0	137-222	.617	20-42	.476	67-101	.663	52-117-169	7.0	52-1	41	43	39	13	361	15.0
2021-22	36-36	1172	32.6	247-496	.498	39-138	.283	131-167	.784	93-214-307	8.5	101-4	72	107	59	34	664	18.4
2022-23	14-13	368	26.3	69-135	.511	28-70	.400	24-34	.706	15-60-75	5.4	24-0	25	25	23	7	190	13.6
TOTAL	109-69	2633	24.2	528-1006	.525	90-271	.332	272-377	.721	205-486-691	6.3	245-6	163	225	150	66	1418	13.0

- Versatile forward who will play the 4 and the 5.
- Two-time All-Horizon League second team selection.
- Tallied 1,228 career points and 616 career rebounds.
- Averaged 12.9 points and 6.5 rebounds per game for his career as a Raider.
- Recorded 16 career double-doubles, including 11 in his final season at Wright State.
- Tallied 18.4 points per game in 2021-22.
- Connected on 47.6% of his 3-point attempts in 2020-21.
- Earned his bachelor's degree in accounting in December 2021.
- Chose the Hokies over Notre Dame, Wisconsin and Iowa State.
- Currently working on his master's degree from Virginia Tech's OMALS program.

Last name pronounced: buh-ZILLY

2022-23 GAME-BY-GAME STATS

OPPONENT	DATE	ST	MIN	FG-FGA	PCT	3FG-FGA	PCT	FT-FTA	PCT	OFF	DEF	TOT	PF	A	T/O	BLK	STL	PTS
Delaware State	11/7/22	*	25	12-16	.750	6-9	.667	0-0	.000	2	8	10	1	1	4	1	1	30
Lehigh	11/10/22	*	25	3-7	.429	1-3	.333	4-4	1.000	1	7	8	1	2	3	1	0	11
William & Mary	11/13/22	*	20	5-8	.625	3-6	.500	0-0	.000	0	2	2	2	1	1	3	1	13
vs. Old Dominion	11/17/22		26	4-9	.444	3-7	.429	4-6	.667	2	2	4	1	0	1	2	0	15
vs. Penn State	11/18/22	*	26	7-11	.636	1-3	.333	2-3	.667	0	4	4	2	3	1	3	1	17
at College of Charleston	11/20/22	*	30	5-12	.417	2-7	.286	0-0	.000	1	4	5	0	4	3	1	0	12
Charleston Southern	11/25/22	*	24	2-6	.333	2-6	.333	0-0	.000	0	2	2	0	1	2	2	0	6
Minnesota	11/28/22	*	29	3-7	.429	1-3	.333	2-2	1.000	0	8	8	4	3	3	4	0	9
North Carolina	12/4/22	*	29	4-9	.444	1-3	.333	3-4	.750	0	4	4	2	4	1	0	2	12
Dayton	12/7/22	*	31	9-17	.529	4-9	.444	1-2	.500	2	8	10	2	1	1	4	0	23
vs. Oklahoma State	12/11/22	*	28	4-12	.333	2-5	.400	3-5	.600	1	4	5	3	2	0	2	1	13
Grambling State	12/17/22	*	22	3-5	.600	0-2	.000	1-2	.500	2	3	5	1	3	1	0	0	7
at Boston College	12/21/22	*	29	5-9	.556	1-4	.250	2-4	.500	3	3	6	1	0	1	0	1	13
at Wake Forest	12/31/22	*	19	3-7	.429	1-3	.333	2-2	1.000	1	1	2	4	0	3	0	0	9
Clemson	1/4/23																	
NC State	1/7/23																	
at Syracuse	1/11/23																	
at Virginia	1/18/23																	
at Clemson	1/21/23																	
Duke	1/23/23																	
Syracuse	1/28/23																	
at Miami	1/31/23																	
Virginia	2/4/23																	
Boston College	2/8/23																	
at Notre Dame	2/11/23																	
at Georgia Tech	2/15/23																	
Pitt	2/18/23																	
Miami	2/21/23																	
at Duke	2/25/23																	
at Louisville	2/28/23																	
Florida State	3/4/23																	

PRODUCTION TRACKER

	This Season	Career
Scored 10+ Points	10	68
Scored 20+ Points	2	25
Led Tech in Scoring	3	3
Had 10+ Rebounds	2	21
Led Tech in Rebounding	3	3
Had a Double-Double	2	18
Shot over 50% from the floor	6	64
Made 3+ 3FGs	4	9
Shot 5+ Free Throws	2	29



25 JUSTYN MUTTS

SENIOR Forward | 6-7 | 220 | Human Development (2nd undergrad degree)
Millville, New Jersey | Delaware



SEASON/CAREER BESTS

POINTS

Season 27 vs. UNC (12/4/22)
Career 30 at Hofstra (1/23/20)

REBOUNDS

Season 12 vs. Penn State (11/18/22)
Career 16 vs. UMEs (11/29/19)

ASSISTS

Season 6 vs. William & Mary (11/13/22)
Career 11 vs. Syracuse (2/12/22)

BLOCKS

Season 3 (2x), last at Wake (12/31/22)
Career 4 (4x), last at Miami (2/26/22)

STEALS

Season 6 vs. Oklahoma State (12/11/22)
Career 6 vs. Oklahoma State (12/11/22)

MINUTES

Season 41 at Boston College (12/21/22)
Career 41 at Boston College (12/21/22)

FIELD GOALS MADE

Season 12 vs. UNC (12/4/22)
Career 14 at Hofstra (1/23/20)

FIELD GOALS ATTEMPTED

Season 17 at Boston College (12/21/22)
Career 17 (2x), last at BC (12/21/22)

3-PT. FIELD GOALS MADE

Season 2 (3x), last at Wake (12/31/22)
Career 3 (2x), last vs. North Carolina (3/11/21)

3-PT. FIELD GOALS ATTEMPTED

Season 3 (3x), last at Wake (12/31/22)
Career 5 (3x), last vs. North Carolina (3/11/21)

FREE THROWS MADE

Season 5 vs. CSU (11/25/22)
Career 8 vs. UMEs (11/29/19)

FREE THROWS ATTEMPTED

Season 7 (2x), last vs. CSU (11/25/22)
Career 8 (3x), last vs. Columbia (12/2/19)

CAREER STATS

	GP-GS	MIN	AVG	FG-FGA	FG%	3FG-FGA	3FG%	FT-FTA	FT%	OFF-DEF-TOT	AVG	PF-FO	AST	TO	BLK	STL	PTS	AVG
2017-18	28-18	568	20.3	71-132	.538	0-1	.000	26-47	.553	38-74-112	4.0	86-2	39	42	32	30	168	6.0
2019-20	33-32	1046	31.7	162-301	.538	2-18	.111	75-102	.735	66-210-276	8.4	110-7	72	82	34	44	401	12.2
2020-21	22-21	651	29.6	83-162	.512	15-45	.333	27-53	.509	37-104-141	6.4	62-2	49	51	17	13	208	9.5
2021-22	36-36	1075	29.9	146-272	.537	16-48	.333	56-83	.675	83-181-264	7.3	96-0	123	97	34	43	364	10.1
2022-23	13-13	417	32.1	75-123	.610	9-18	.500	18-31	.581	19-87-106	8.2	31-0	46	39	12	21	177	13.6
TOTAL	132-120	3757	28.5	537-990	.542	42-130	.323	202-316	.639	243-656-899	6.8	385-11	329	311	129	151	1318	10.0

First name pronounced: JUST-in

- Preseason All-ACC Second Team.
- 2021-22 Skip Prosser Award winner.
- Started all 36 games he played in last season.
- Reached double-figure scoring 17 times in his second season as a Hokie.
- ACC All-Academic Team member in 2020-21.
- At Delaware, led the Blue Hens in rebounding and was fifth in the CAA in rebounds per game with 8.4 in 2019-20.
- Second on the team in points per game (12.2) and turned in 11 double-doubles - the third most in the CAA.
- Had 19 double-digit scoring outings and 13 double-figure rebounding efforts in 2019-20.
- Sat out the 2018-19 season due to NCAA transfer policy.
- As a freshman at High Point, Big South All-Freshman Team honoree.
- Chose the Hokies over Mississippi State and Houston.
- Earned his master's degree from Virginia Tech's OMALS program in May 2021 and his second graduate degree in educational psychology in May 2022.

2022-23 GAME-BY-GAME STATS

OPPONENT	DATE	ST	MIN	FG-FGA	PCT	3FG-FGA	PCT	FT-FTA	PCT	OFF	DEF	TOT	PF	A	T/O	BLK	STL	PTS	
Delaware State	11/7/22							DNP											
Lehigh	11/10/22	*	31	6-7	.857	1-1	1.000	3-7	.429	1	10	11	1	5	0	1	2	16	
William & Mary	11/13/22	*	24	1-2	.500	0-0	.000	0-0	.000	1	3	4	4	6	4	1	1	2	
vs. Old Dominion	11/17/22	*	36	4-7	.571	1-2	.500	2-2	1.000	1	9	10	1	2	3	1	1	11	
vs. Penn State	11/18/22	*	38	5-12	.417	0-1	.000	0-2	.000	2	10	12	2	5	4	0	1	10	
at College of Charleston	11/20/22	*	39	8-11	.727	0-1	.000	0-0	.000	2	7	9	0	2	1	0	2	16	
Charleston Southern	11/25/22	*	36	6-11	.545	0-2	.000	5-7	.714	3	6	9	3	5	1	1	1	17	
Minnesota	11/28/22	*	24	7-13	.538	0-0	.000	2-4	.500	3	6	9	3	2	5	3	2	16	
North Carolina	12/4/22	*	38	12-16	.750	1-1	1.000	2-2	1.000	2	9	11	2	4	5	0	1	27	
Dayton	12/7/22	*	22	0-0	.000	0-0	.000	2-2	1.000	0	5	5	2	1	0	0	0	2	
vs. Oklahoma State	12/11/22	*	26	5-8	.625	2-3	.667	1-2	.500	1	3	4	4	4	4	0	6	13	
Grambling State	12/17/22	*	23	4-7	.571	2-3	.667	1-3	.333	0	3	3	3	2	2	0	2	11	
at Boston College	12/21/22	*	41	9-17	.529	0-1	.000	0-0	.000	2	6	8	2	3	5	2	2	18	
at Wake Forest	12/31/22	*	39	8-12	.667	2-3	.667	0-0	.000	1	10	11	4	5	5	3	0	18	
Clemson	1/4/23																		
NC State	1/7/23																		
at Syracuse	1/11/23																		
at Virginia	1/18/23																		
at Clemson	1/21/23																		
Duke	1/23/23																		
Syracuse	1/28/23																		
at Miami	1/31/23																		
Virginia	2/4/23																		
Boston College	2/8/23																		
at Notre Dame	2/11/23																		
at Georgia Tech	2/15/23																		
Pitt	2/18/23																		
Miami	2/21/23																		
at Duke	2/25/23																		
at Louisville	2/28/23																		
Florida State	3/4/23																		

PRODUCTION TRACKER

	This Season	Career
Scored 10+ Points	11	61
Scored 20+ Points	1	10
Led Tech in Scoring	4	10
Had 10+ Rebounds	5	29
Led Tech in Rebounding	10	35
Had a Double-Double	5	21
Shot over 50% from the floor	11	84
Made 3+ 3FGs	-	2
Shot 5+ Free Throws	2	23



33 MICHAEL WARD

FRESHMAN Guard | 6-2 | 175 | Business
Bethesda, Maryland | Walt Whitman



SEASON/CAREER BESTS

POINTS

Season -
Career -

REBOUNDS

Season -
Career -

ASSISTS

Season -
Career -

BLOCKS

Season -
Career -

STEALS

Season -
Career -

MINUTES

Season 2 vs. Dayton (12/7/22)
Career 2 vs. Dayton (12/7/22)

FIELD GOALS MADE

Season -
Career -

FIELD GOALS ATTEMPTED

Season -
Career -

3-PT. FIELD GOALS MADE

Season -
Career -

3-PT. FIELD GOALS ATTEMPTED

Season -
Career -

FREE THROWS MADE

Season -
Career -

FREE THROWS ATTEMPTED

Season -
Career -

CAREER STATS

	GP-GS	MIN	AVG	FG-FGA	FG%	3FG-FGA	3FG%	FT-FTA	FT%	OFF-DEF-TOT	AVG	PF-FO	AST	TO	BLK	STL	PTS	AVG
2022-23	4-0	5	1.3	0-0	.000	0-0	.000	0-0	.000	0-0-0	0.0	0-0	0	1	0	0	0	0.0
TOTAL	4-0	5	1.3	0-0	.000	0-0	.000	0-0	.000	0-0-0	0.0	0-0	0	1	0	0	0	0.0

- Recruited as a preferred walk-on.
- Averaged 15.1 points, 5.7 rebounds, 1.9 assists, and 1.4 steals per game for Whitman in 2021-22.
- Shot 38% from 3-point range (57-149) and helped lead the Vikings to a 13-9 overall record and a berth in the 4A West Regional semifinals.
- Named First-Team 4A South Division and to the Montgomery County 4A South All-Division Team.

2022-23 GAME-BY-GAME STATS

OPPONENT	DATE	ST	MIN	FG-FGA	PCT	3FG-FGA	PCT	FT-FTA	PCT	OFF	DEF	TOT	PF	A	T/O	BLK	STL	PTS
Delaware State	11/7/22		1	0-0	.000	0-0	.000	0-0	.000	0	0	0	0	0	0	0	0	0
Lehigh	11/10/22								DNP									
William & Mary	11/13/22	1		0-0	.000	0-0	.000	0-0	.000	0	0	0	0	0	0	0	0	0
vs. Old Dominion	11/17/22								DNP									
vs. Penn State	11/18/22								DNP									
at College of Charleston	11/20/22								DNP									
Charleston Southern	11/25/22								DNP									
Minnesota	11/28/22								DNP									
North Carolina	12/4/22								DNP									
Dayton	12/7/22	2		0-0	.000	0-0	.000	0-0	.000	0	0	0	0	0	0	0	0	0
vs. Oklahoma State	12/11/22								DNP									
Grambling State	12/17/22	1		0-0	.000	0-0	.000	0-0	.000	0	0	0	0	0	1	0	0	0
at Boston College	12/21/22								DNP									
at Wake Forest	12/31/22								DNP									
Clemson	1/4/23																	
NC State	1/7/23																	
at Syracuse	1/11/23																	
at Virginia	1/18/23																	
at Clemson	1/21/23																	
Duke	1/23/23																	
Syracuse	1/28/23																	
at Miami	1/31/23																	
Virginia	2/4/23																	
Boston College	2/8/23																	
at Notre Dame	2/11/23																	
at Georgia Tech	2/15/23																	
Pitt	2/18/23																	
Miami	2/21/23																	
at Duke	2/25/23																	
at Louisville	2/28/23																	
Florida State	3/4/23																	

PRODUCTION TRACKER

	This Season
Scored 5+ Points	-
Scored 10+ Points	-
Made Multiple 3FGs	-
Made 3+ 3FGs	-
Led Tech in 3FGM	-
Shot over 40% from 3	-
Played 5+ Minutes	-
Had Multiple Assists	-
Had Multiple Steals	-



34 MYLYJAE POTEA

JUNIOR Forward | 6-9 | 265 | Sociology
Reidsville, North Carolina | Rice



SEASON/CAREER BESTS

POINTS
Season 9 (2x), last at Wake (12/31/22)
Career 18 vs. UAB (1/8/22)

REBOUNDS
Season 6 vs. Oklahoma State (12/11/22)
Career 11 vs. Ohio (3/19/22)

ASSISTS
Season 1 (4x), last at Boston College (12/21/22)
Career 3 vs. Jarvis Christian (2/8/22)

BLOCKS
Season 1 (3x), last vs. Penn State (11/18/22)
Career 1 (14x), last vs. Penn State (11/18/22)

STEALS
Season 1 (3x), last vs. Grambling (12/17/22)
Career 2 at Western Kentucky (2/13/21)

MINUTES
Season 18 at Wake Forest (12/31/22)
Career 24 (2x), last vs. UAB (2/17/22)

FIELD GOALS MADE
Season 4 (2x), last at Wake (12/31/22)
Career 7 at Western Kentucky (1/13/22)

FIELD GOALS ATTEMPTED
Season 6 vs. Lehigh (11/10/22)
Career 10 at Western Kentucky (1/13/22)

3-PT. FIELD GOALS MADE
Season -
Career -

3-PT. FIELD GOALS ATTEMPTED
Season -
Career 1 at UAB (1/23/21)

FREE THROWS MADE
Season 6 vs. Oklahoma State (12/11/22)
Career 9 at Louisiana Tech (1/27/22)

FREE THROWS ATTEMPTED
Season 7 vs. Delaware State (11/7/22)
Career 10 at Louisiana Tech (1/27/22)

CAREER STATS

	GP-GS	MIN	AVG	FG-FGA	FG%	3FG-FGA	3FG%	FT-FTA	FT%	OFF-DEF-TOT	AVG	PF-FO	AST	TO	BLK	STL	PTS	AVG
2020-21	13-0	131	10.1	19-29	.655	0-1	.000	20-25	.800	11-24-35	2.7	25-0	6	15	4	3	58	4.5
2021-22	33-3	456	13.8	93-150	.620	0-0	.000	67-99	.677	58-79-137	4.2	67-1	12	40	8	4	253	7.7
2022-23	14-0	148	10.6	22-34	.647	0-0	.000	19-22	.864	16-19-35	2.5	25-0	4	8	3	3	63	4.5
TOTAL	60-3	709	11.8	134-213	.629	0-1	.000	106-146	.726	85-122-207	3.5	117-1	22	63	15	10	374	6.2

- Has drawn high praise from Coach Young since arriving in Blacksburg – credits his footwork and hands. *Name pronounced: muh-LIE-juhl POH-teet*
- Tallied 311 career points and 172 career rebounds.
- Averaged 6.8 points and 3.7 rebounds per game for his career as an Owl.
- Recorded a pair of double-doubles in 2021-22.
- Connected on 70.2% (87-124) of his attempts from the floor in two seasons at Rice.
- One of five players to play all 33 games for the Owls in 2021-22.
- His 62.0 field-goal percentage was the seventh-highest in a season in program history in 2021-22.
- Reached double-figure scoring 14 times in 2021-22, leading the Owls in scoring and rebounding five times.

2022-23 GAME-BY-GAME STATS

OPPONENT	DATE	ST	MIN	FG-FGA	PCT	3FG-FGA	PCT	FT-FTA	PCT	OFF	DEF	TOT	PF	A	T/O	BLK	STL	PTS
Delaware State	11/7/22		17	2-3	.667	0-0	.000	5-7	.714	3	1	4	3	1	1	1	1	9
Lehigh	11/10/22		12	3-6	.500	0-0	.000	0-0	.000	2	1	3	0	0	1	0	0	6
William & Mary	11/13/22		13	3-4	.750	0-0	.000	0-0	.000	2	2	4	1	1	0	0	0	6
vs. Old Dominion	11/17/22		6	0-0	.000	0-0	.000	2-2	1.000	1	1	2	3	0	0	0	1	2
vs. Penn State	11/18/22		8	2-5	.400	0-0	.000	2-2	1.000	0	1	1	1	0	1	1	0	6
at College of Charleston	11/20/22		8	0-0	.000	0-0	.000	0-0	.000	0	0	0	3	0	0	0	0	0
Charleston Southern	11/25/22		5	0-0	.000	0-0	.000	0-0	.000	0	1	1	0	0	0	0	0	0
Minnesota	11/28/22		11	4-5	.800	0-0	.000	0-0	.000	1	0	1	4	0	1	0	0	8
North Carolina	12/4/22		4	0-0	.000	0-0	.000	0-0	.000	0	1	1	2	0	0	0	0	0
Dayton	12/7/22		12	1-1	1.000	0-0	.000	2-2	1.000	0	1	1	2	0	1	0	0	4
vs. Oklahoma State	12/11/22		15	1-2	.500	0-0	.000	6-6	1.000	2	4	6	3	1	0	0	0	8
Grambling State	12/17/22		11	2-3	.667	0-0	.000	0-0	.000	1	2	3	0	0	3	0	1	4
at Boston College	12/21/22		9	0-1	.000	0-0	.000	1-2	.500	2	1	3	0	1	0	0	0	1
at Wake Forest	12/31/22		18	4-4	1.000	0-0	.000	1-1	1.000	2	3	5	3	0	1	0	0	9
Clemson	1/4/23																	
NC State	1/7/23																	
at Syracuse	1/11/23																	
at Virginia	1/18/23																	
at Clemson	1/21/23																	
Duke	1/23/23																	
Syracuse	1/28/23																	
at Miami	1/31/23																	
Virginia	2/4/23																	
Boston College	2/8/23																	
at Notre Dame	2/11/23																	
at Georgia Tech	2/15/23																	
Pitt	2/18/23																	
Miami	2/21/23																	
at Duke	2/25/23																	
at Louisville	2/28/23																	
Florida State	3/4/23																	

PRODUCTION TRACKER

	This Season	Career
Scored 10+ Points	-	16
Had 10+ Rebounds	-	2
Had Multiple Blocks	-	-
Led Tech in Blocks	-	-
Had Multiple Steals	-	1
Shot over 50% from the floor	8	36
Played 10+ Minutes	8	42
Shot 5+ Free Throws	2	7
Had Multiple Dunks	1	1



VIRGINIA TECH MEN'S BASKETBALL

COMBINED TEAM STATS

Game Records

Record	Overall	Home	Away	Neutral
ALL GAMES	11-3	8-0	0-3	3-0
CONFERENCE	1-2	1-0	0-2	0-0
NON-CONFERENCE	10-1	7-0	0-1	3-0

Score by Periods

Team	1st	2nd	OT	TOT
Virginia Tech	553	496	6	1055
Opponents	401	483	11	895

Team Box Score

No.	Player	Total			3-Point			F-Throw		Rebounds				Other				PTS	AVG			
		GP-GS	MIN	AVG	FG-FGA	FG%	3FG-3FGA	3FG%	FT-FTA	FT%	OFF	DEF	TOT	AVG	PF	DQ	A			TO	BLK	STL
3	PEDULLA, Sean	14-14	490:24	35.0	91-195	.467	26-77	.338	35-44	.795	6	42	48	3.4	34	2	60	25	2	15	243	17.4
25	MUTTS, Justyn	13-13	416:24	32.0	75-123	.610	9-18	.500	18-31	.581	19	87	106	8.2	31	0	46	39	12	21	177	13.6
21	BASILE, Grant	14-13	367:02	26.2	69-135	.511	28-70	.400	24-34	.706	15	60	75	5.4	24	0	25	25	23	7	190	13.6
0	CATTOOR, Hunter	13-13	406:60	31.3	41-96	.427	27-67	.403	16-23	.696	3	50	53	4.1	21	0	20	9	2	11	125	9.6
13	MADDOX, Darius	14-14	435:27	31.1	50-130	.385	12-44	.273	14-16	.875	21	28	49	3.5	24	0	15	10	3	8	126	9.0
15	KIDD, Lynn	14-3	176:40	12.6	29-47	.617	0-0	.000	10-15	.667	16	33	49	3.5	21	0	10	9	6	2	68	4.9
34	POTEAT, Mylyjael	14-0	152:01	10.9	22-34	.647	0-0	.000	19-22	.864	16	19	35	2.5	25	0	4	8	3	3	63	4.5
2	COLLINS, MJ	14-0	287:48	20.6	17-56	.304	5-28	.179	8-10	.800	7	29	36	2.6	20	0	19	6	0	3	47	3.4
11	CAMDEN, John	9-0	61:19	6.8	4-13	.308	3-12	.250	3-5	.600	1	6	7	0.8	8	0	0	1	1	0	14	1.6
14	DAWYOT, Owyn	4-0	05:10	1.3	1-2	.500	0-1	.000	0-0	.000	0	1	1	0.3	1	0	0	0	0	0	2	0.5
10	JOHNSON, Camden	6-0	20:36	3.4	0-1	.000	0-0	.000	0-0	.000	1	2	3	0.5	2	0	4	1	0	0	0	0.0
33	WARD, Michael	4-0	05:10	1.3	0-0	.000	0-0	.000	0-0	.000	0	0	0	0.0	0	0	0	1	0	0	0	0.0
Team											25	23	48				3					
Total		14	2825		399-832	.480	110-317	.347	147-200	.735	130	380	510	36.4	211	2	203	137	52	70	1055	75.4
Opponents		14	2825		341-842	.405	91-297	.306	122-180	.678	150	325	475	33.9	216	1	153	163	43	71	895	63.9

Team Statistics

	VT	OPP
Scoring	1055	895
Points per game	75.4	63.9
Scoring margin	+11.4	-
Field goals-att	399-832	341-842
Field goal pct	.480	.405
3 point fg-att	110-317	91-297
3-point FG pct	.347	.306
3-pt FG made per game	7.9	6.5
Free throws-att	147-200	122-180
Free throw pct	.735	.678
F-Throws made per game	10.5	8.7
Rebounds	510	475
Rebounds per game	36.4	33.9
Rebounding margin	+2.5	-
Assists	203	153
Assists per game	14.5	10.9
Turnovers	137	163
Turnovers per game	9.8	11.6
Turnover margin	+1.9	-
Assist/turnover ratio	1.5	0.9
Steals	70	71
Steals per game	5.0	5.1
Blocks	52	43
Blocks per game	3.7	3.1
Winning streak	0	-
Home win streak	8	-
Attendance	64385	18126
Home games-Avg/Game	8-8048	3-6042
Neutral site-Avg/Game	-	3-1395

Team Results

Date	Opponent		Score	Att.
11/07/2022	Delaware St.	W	95-57	7899
11/10/2022	Lehigh	W	78-52	7541
11/13/2022	William & Mary	W	94-77	7936
11/17/2022	vs Old Dominion	W	75-71	2155
11/18/2022	vs Penn St.	W	61-59	2030
11/20/2022	at Col. of Charleston	L	75-77	5405
11/25/2022	Charleston So.	W	69-64	8925
11/28/2022	Minnesota	W	67-57	7870
12/04/2022	North Carolina	W	80-72	8925
12/07/2022	Dayton	W	77-49	7702
12/11/2022	vs Oklahoma St.	W	70-65	0
12/17/2022	Grambling	W	74-48	7587
12/21/2022	at Boston College	Lot	65-70	4012
12/31/2022	at Wake Forest	L	75-77	8709

VIRGINIA TECH MEN'S BASKETBALL

COMBINED TEAM STATS (ACC-ONLY)

Game Records

Record	Overall	Home	Away	Neutral
ALL GAMES	1-2	1-0	0-2	0-0
CONFERENCE	1-2	1-0	0-2	0-0
NON-CONFERENCE	0-0	0-0	0-0	0-0

Score by Periods

Team	1st	2nd	OT	TOT
Virginia Tech	105	109	6	220
Opponents	90	118	11	219

Team Box Score

No.	Player				Total		3-Point		F-Throw		Rebounds											
		GP-GS	MIN	AVG	FG-FGA	FG%	3FG-3FGA	3FG%	FT-FTA	FT%	OFF	DEF	TOT	AVG	PF	DQ	A	TO	BLK	STL	PTS	AVG
25	MUTTS, Justyn	3-3	118:28	39.5	29-45	.644	3-5	.600	2-2	1.000	5	25	30	10.0	8	0	12	15	5	3	63	21.0
3	PEDULLA, Sean	3-3	116:55	39.0	18-48	.375	3-19	.158	11-12	.917	2	8	10	3.3	13	1	16	9	0	3	50	16.7
21	BASILE, Grant	3-3	77:09	25.7	12-25	.480	3-10	.300	7-10	.700	4	8	12	4.0	7	0	4	5	0	3	34	11.3
0	CATTOOR, Hunter	2-2	59:06	29.6	7-12	.583	4-7	.571	0-1	.000	0	8	8	4.0	6	0	2	2	0	1	18	9.0
13	MADDOX, Darius	3-3	101:55	34.0	7-27	.259	2-9	.222	1-1	1.000	5	9	14	4.7	8	0	3	2	0	3	17	5.7
15	KIDD, Lynn	3-1	34:59	11.7	4-8	.500	0-0	.000	3-5	.600	3	10	13	4.3	4	0	1	1	1	0	11	3.7
2	COLLINS, MJ	3-0	70:21	23.5	3-13	.231	2-7	.286	3-4	.750	5	11	16	5.3	7	0	3	2	0	0	11	3.7
34	POTEAT, Mylyjael	3-0	31:08	10.4	4-5	.800	0-0	.000	2-3	.667	4	5	9	3.0	5	0	1	1	0	0	10	3.3
11	CAMDEN, John	2-0	14:59	7.5	1-3	.333	1-3	.333	3-5	.600	0	1	1	0.5	1	0	0	0	1	0	6	3.0
Team											7	3	10				1					
Total		3	625		85-186	.457	18-60	.300	32-43	.744	35	88	123	41.0	59	1	42	38	7	13	220	73.3
Opponents		3	625		76-186	.409	17-64	.266	50-65	.769	35	68	103	34.3	47	0	30	26	10	17	219	73.0

Team Statistics

	VT	OPP
Scoring	220	219
Points per game	73.3	73.0
Scoring margin	+0.3	-
Field goals-att	85-186	76-186
Field goal pct	.457	.409
3 point fg-att	18-60	17-64
3-point FG pct	.300	.266
3-pt FG made per game	6.0	5.7
Free throws-att	32-43	50-65
Free throw pct	.744	.769
F-Throws made per game	10.7	16.7
Rebounds	123	103
Rebounds per game	41.0	34.3
Rebounding margin	+6.7	-
Assists	42	30
Assists per game	14.0	10.0
Turnovers	38	26
Turnovers per game	12.7	8.7
Turnover margin	-4.0	-
Assist/turnover ratio	1.1	1.2
Steals	13	17
Steals per game	4.3	5.7
Blocks	7	10
Blocks per game	2.3	3.3
Winning streak	0	-
Home win streak	1	-
Attendance	8925	12721
Home games-Avg/Game	1-8925	2-6361
Neutral site-Avg/Game	-	0-0

Team Results

Date	Opponent		Score	Att.
12/04/2022	North Carolina	W	80-72	8925
12/21/2022	at Boston College	Lot	65-70	4012
12/31/2022	at Wake Forest	L	75-77	8709

VIRGINIA TECH MEN'S BASKETBALL

TEAM GAME-BY-GAME

Opponent	Date	Score	W	Total		3-Pointers		Free throws		Rebounds				PF	A	TO	BLK	STL	PTS	AVG
				FG-FGA	PCT	3FG-3FGA	PCT	FT-FTA	PCT	OFF	DEF	TOT	AVG							
Delaware St.	11/07/2022	95-57	W	33-60	.550	14-28	.500	15-20	.750	11	31	42	42.0	10	18	10	4	5	95	95.0
Lehigh	11/10/2022	78-52	W	31-58	.534	5-18	.278	11-16	.688	5	31	36	39.0	7	15	5	4	3	78	86.5
William & Mary	11/13/2022	94-77	W	33-59	.559	16-32	.500	12-12	1.000	9	19	28	35.3	18	19	7	5	4	94	89.0
vs Old Dominion	11/17/2022	75-71	W	25-56	.446	10-23	.435	15-21	.714	6	26	32	34.5	15	13	6	3	2	75	85.5
vs Penn St.	11/18/2022	61-59	W	26-58	.448	3-19	.158	6-9	.667	8	26	34	34.4	12	14	9	4	9	61	80.6
at Col. of Charleston	11/20/2022	75-77	L	33-66	.500	6-27	.222	3-5	.600	8	25	33	34.2	15	12	13	1	7	75	79.7
Charleston So.	11/25/2022	69-64	W	26-61	.426	6-21	.286	11-15	.733	14	23	37	34.6	11	14	7	4	1	69	78.1
Minnesota	11/28/2022	67-57	W	28-57	.491	5-14	.357	6-8	.750	11	31	42	35.5	17	12	14	8	2	67	76.8
North Carolina	12/04/2022	80-72	W	31-61	.508	7-19	.368	11-15	.733	10	29	39	35.9	21	16	10	0	4	80	77.1
Dayton	12/07/2022	77-49	W	31-63	.492	9-28	.321	6-7	.857	5	30	35	35.8	18	13	5	6	5	77	77.1
vs Oklahoma St.	12/11/2022	70-65	W	22-57	.386	7-20	.350	19-24	.792	11	26	37	35.9	18	12	10	3	11	70	76.5
Grambling	12/17/2022	74-48	W	26-51	.510	11-27	.407	11-20	.550	7	24	31	35.5	11	19	13	3	8	74	76.3
at Boston College	12/21/2022	65-70	Lot	27-66	.409	5-20	.250	6-9	.667	16	29	45	36.2	14	12	15	3	4	65	75.4
at Wake Forest	12/31/2022	75-77	L	27-59	.458	6-21	.286	15-19	.789	9	30	39	36.4	24	14	13	4	5	75	75.4
Total		1055		399-832	.480	110-317	.347	147-200	.735	130	380	510	36.4	211	203	137	52	70	1055	75.4
Opponents		895		341-842	.405	91-297	.306	122-180	.678	150	325	475	33.9	216	153	163	43	71	895	63.9

Virginia Tech Averages

Games Played	Points/game	FG Pct	3FG Pct	FT Pct	Rebounds/game	Assists/game	Turnovers/game	Assist/Turnover ratio	Steals/game	Blocks/game
14	75.4	48.0	34.7	73.5	36.4	14.5	9.8	1.5	5.0	3.7

OPPONENTS GAME-BY-GAME

Opponent	Date	Score	W	Total		3-Pointers		Free throws		Rebounds				PF	A	TO	BLK	STL	PTS	AVG
				FG-FGA	PCT	3FG-3FGA	PCT	FT-FTA	PCT	OFF	DEF	TOT	AVG							
Delaware St.	11/07/2022	95-57	W	24-62	.387	4-16	.250	5-7	.714	7	17	24	24.0	18	9	12	2	5	57	57.0
Lehigh	11/10/2022	78-52	W	23-63	.365	5-21	.238	1-2	.500	9	23	32	28.0	17	12	11	1	4	52	54.5
William & Mary	11/13/2022	94-77	W	29-58	.500	11-22	.500	8-12	.667	10	17	27	27.7	15	12	12	2	3	77	62.0
vs Old Dominion	11/17/2022	75-71	W	29-71	.408	6-19	.316	7-12	.583	18	28	46	32.3	16	10	7	6	4	71	64.3
vs Penn St.	11/18/2022	61-59	W	23-56	.411	11-30	.367	2-4	.500	8	26	34	32.6	12	15	14	0	6	59	63.2
at Col. of Charleston	11/20/2022	75-77	L	30-59	.508	8-23	.348	9-12	.750	6	27	33	32.7	14	11	14	3	9	77	65.5
Charleston So.	11/25/2022	69-64	W	26-60	.433	8-22	.364	4-8	.500	14	24	38	33.4	14	12	10	2	2	64	65.3
Minnesota	11/28/2022	67-57	W	22-60	.367	6-23	.261	7-14	.500	8	19	27	32.6	14	11	9	6	7	57	64.3
North Carolina	12/04/2022	80-72	W	24-51	.471	3-17	.176	21-27	.778	4	21	25	31.8	17	6	10	5	5	72	65.1
Dayton	12/07/2022	77-49	W	18-60	.300	3-15	.200	10-17	.588	15	27	42	32.8	11	7	12	3	1	49	63.5
vs Oklahoma St.	12/11/2022	70-65	W	22-55	.400	7-24	.292	14-19	.737	11	27	38	33.3	21	14	17	7	6	65	63.6
Grambling	12/17/2022	74-48	W	19-52	.365	5-18	.278	5-8	.625	9	22	31	33.1	17	10	19	1	7	48	62.3
at Boston College	12/21/2022	65-70	Lot	29-72	.403	3-19	.158	9-12	.750	17	23	40	33.6	14	12	9	3	7	70	62.9
at Wake Forest	12/31/2022	75-77	L	23-63	.365	11-28	.393	20-26	.769	14	24	38	33.9	16	12	7	2	5	77	63.9
Total		895		341-842	.405	91-297	.306	122-180	.678	150	325	475	33.9	216	153	163	43	71	895	63.9
Virginia Tech		1055		399-832	.480	110-317	.347	147-200	.735	130	380	510	36.4	211	203	137	52	70	1055	75.4

Opponents Averages

Games Played	Points/game	FG Pct	3FG Pct	FT Pct	Rebounds/game	Assists/game	Turnovers/game	Assist/Turnover ratio	Steals/game	Blocks/game
14	63.9	40.5	30.6	67.8	33.9	10.9	11.6	0.9	5.1	3.1

TEAM CATEGORY LEADERS

Points

##	Player	G	Pts	Pts/G
3	Pedulla, Sean	14	243	17.4
21	Basile, Grant	14	190	13.6
25	Mutts, Justyn	13	177	13.6
13	Maddox, Darius	14	126	9.0
0	Cattoor, Hunter	13	125	9.6
15	Kidd, Lynn	14	68	4.9
34	Poteat, Mylyjael	14	63	4.5
2	Collins, MJ	14	47	3.4
11	Camden, John	9	14	1.6
14	Dawyot, Owyn	4	2	0.5

Scoring Average

##	Player	G	Pts	Pts/G
3	Pedulla, Sean	14	243	17.4
25	Mutts, Justyn	13	177	13.6
21	Basile, Grant	14	190	13.6
0	Cattoor, Hunter	13	125	9.6
13	Maddox, Darius	14	126	9.0
15	Kidd, Lynn	14	68	4.9
34	Poteat, Mylyjael	14	63	4.5
2	Collins, MJ	14	47	3.4
11	Camden, John	9	14	1.6
14	Dawyot, Owyn	4	2	0.5

Field Goal Percentage

##	Player	FG	Att	Pct
34	Poteat, Mylyjael	22	34	.647
15	Kidd, Lynn	29	47	.617
25	Mutts, Justyn	75	123	.610
21	Basile, Grant	69	135	.511
14	Dawyot, Owyn	1	2	.500
3	Pedulla, Sean	91	195	.467
0	Cattoor, Hunter	41	96	.427
13	Maddox, Darius	50	130	.385
11	Camden, John	4	13	.308
2	Collins, MJ	17	56	.304

Field Goal Attempts

##	Player	G	Att	Att/G
3	Pedulla, Sean	14	195	13.9
21	Basile, Grant	14	135	9.6
13	Maddox, Darius	14	130	9.3
25	Mutts, Justyn	13	123	9.5
0	Cattoor, Hunter	13	96	7.4

Field Goals Made

##	Player	G	Made	Made/G
3	Pedulla, Sean	14	91	6.5
25	Mutts, Justyn	13	75	5.8
21	Basile, Grant	14	69	4.9
13	Maddox, Darius	14	50	3.6
0	Cattoor, Hunter	13	41	3.2

3-Point FG Percentage

##	Player	3FG	Att	Pct
25	Mutts, Justyn	9	18	.500
0	Cattoor, Hunter	27	67	.403
21	Basile, Grant	28	70	.400
3	Pedulla, Sean	26	77	.338
13	Maddox, Darius	12	44	.273
11	Camden, John	3	12	.250
2	Collins, MJ	5	28	.179

3-Point FG Attempts

##	Player	G	Att	Att/G
3	Pedulla, Sean	14	77	5.5
21	Basile, Grant	14	70	5.0
0	Cattoor, Hunter	13	67	5.2
13	Maddox, Darius	14	44	3.1
2	Collins, MJ	14	28	2.0

3-Point FG Made

##	Player	G	Made	Made/G
21	Basile, Grant	14	28	2.0
0	Cattoor, Hunter	13	27	2.1
3	Pedulla, Sean	14	26	1.9
13	Maddox, Darius	14	12	0.9
25	Mutts, Justyn	13	9	0.7

TEAM CATEGORY LEADERS

Free Throw Percentage

##	Player	Made	Att	Pct
13	Maddox, Darius	14	16	.875
34	Poteat, Mylyjael	19	22	.864
2	Collins, MJ	8	10	.800
3	Pedulla, Sean	35	44	.795
21	Basile, Grant	24	34	.706
0	Cattoor, Hunter	16	23	.696
15	Kidd, Lynn	10	15	.667
11	Camden, John	3	5	.600
25	Mutts, Justyn	18	31	.581

Free Throw Attempts

##	Player	G	Att	Att/G
3	Pedulla, Sean	14	44	3.1
21	Basile, Grant	14	34	2.4
25	Mutts, Justyn	13	31	2.4
0	Cattoor, Hunter	13	23	1.8
34	Poteat, Mylyjael	14	22	1.6

Free Throws Made

##	Player	G	Made	Made/G
3	Pedulla, Sean	14	35	2.5
21	Basile, Grant	14	24	1.7
34	Poteat, Mylyjael	14	19	1.4
25	Mutts, Justyn	13	18	1.4
0	Cattoor, Hunter	13	16	1.2

Rebounds

##	Player	G	Reb	Reb/G
25	Mutts, Justyn	13	106	8.2
21	Basile, Grant	14	75	5.4
0	Cattoor, Hunter	13	53	4.1
13	Maddox, Darius	14	49	3.5
15	Kidd, Lynn	14	49	3.5

Assists

##	Player	G	Ast	Ast/G
3	Pedulla, Sean	14	60	4.3
25	Mutts, Justyn	13	46	3.5
21	Basile, Grant	14	25	1.8
0	Cattoor, Hunter	13	20	1.5
2	Collins, MJ	14	19	1.4

Rebounds Average

##	Player	G	Reb	Reb/G
25	Mutts, Justyn	13	106	8.2
21	Basile, Grant	14	75	5.4
0	Cattoor, Hunter	13	53	4.1
13	Maddox, Darius	14	49	3.5
15	Kidd, Lynn	14	49	3.5

Steals

##	Player	G	Stl	Stl/G
25	Mutts, Justyn	13	21	1.6
3	Pedulla, Sean	14	15	1.1
0	Cattoor, Hunter	13	11	0.8
13	Maddox, Darius	14	8	0.6
21	Basile, Grant	14	7	0.5

Offensive Rebounds

##	Player	G	OReb	OReb/G
13	Maddox, Darius	14	21	1.5
25	Mutts, Justyn	13	19	1.5
15	Kidd, Lynn	14	16	1.1
34	Poteat, Mylyjael	14	16	1.1
21	Basile, Grant	14	15	1.1

Blocked Shots

##	Player	G	Blk	Blk/G
21	Basile, Grant	14	23	1.6
25	Mutts, Justyn	13	12	0.9
15	Kidd, Lynn	14	6	0.4
13	Maddox, Darius	14	3	0.2
34	Poteat, Mylyjael	14	3	0.2

Defensive Rebounds

##	Player	G	DReb	DReb/G
25	Mutts, Justyn	13	87	6.7
21	Basile, Grant	14	60	4.3
0	Cattoor, Hunter	13	50	3.8
3	Pedulla, Sean	14	42	3.0
15	Kidd, Lynn	14	33	2.4

Minutes

##	Player	G	Min	Min/G
3	Pedulla, Sean	14	490	35:02
13	Maddox, Darius	14	435	31:06
25	Mutts, Justyn	13	416	32:02
0	Cattoor, Hunter	13	407	31:18
21	Basile, Grant	14	367	26:13

TEAM CATEGORY LEADERS

Fouls

##	Player	G	PF	PF/G
3	Pedulla, Sean	14	34	2.4
25	Mutts, Justyn	13	31	2.4
34	Poteat, Mylyjael	14	25	1.8
21	Basile, Grant	14	24	1.7
13	Maddox, Darius	14	24	1.7

Turnovers

##	Player	G	TO	TO/G
25	Mutts, Justyn	13	39	3.0
3	Pedulla, Sean	14	25	1.8
21	Basile, Grant	14	25	1.8
13	Maddox, Darius	14	10	0.7
0	Cattoor, Hunter	13	9	0.7

Foul Outs

##	Player	G	FO
3	Pedulla, Sean	14	2

TEAM GAME HIGHS

Virginia Tech - Game Highs

POINTS	95		Delaware St. (11/07/2022)
	94		William & Mary (11/13/2022)
	80		North Carolina (12/04/2022)
	78		Lehigh (11/10/2022)
	77		Dayton (12/07/2022)
FIELD GOALS MADE	33		at Col. of Charleston (11/20/2022)
	33		William & Mary (11/13/2022)
	33		Delaware St. (11/07/2022)
FIELD GOAL ATTEMPTS	66		at Boston College (12/21/2022)
	66		at Col. of Charleston (11/20/2022)
FIELD GOAL PERCENTAGE	.559	(33-59)	William & Mary (11/13/2022)
	.550	(33-60)	Delaware St. (11/07/2022)
3 PT FG MADE	16		William & Mary (11/13/2022)
	14		Delaware St. (11/07/2022)
3 PT FG ATTEMPTS	32		William & Mary (11/13/2022)
	28		Dayton (12/07/2022)
	28		Delaware St. (11/07/2022)
3 PT FG PERCENTAGE	.500	(16-32)	William & Mary (11/13/2022)
	.500	(14-28)	Delaware St. (11/07/2022)
FREE THROWS MADE	19		vs Oklahoma St. (N) (12/11/2022)
	15		at Wake Forest (12/31/2022)
	15		vs Old Dominion (N) (11/17/2022)
	15		Delaware St. (11/07/2022)
FREE THROW ATTEMPTS	24		vs Oklahoma St. (N) (12/11/2022)
	21		vs Old Dominion (N) (11/17/2022)
FREE THROW PERCENTAGE	1.000	(12-12)	William & Mary (11/13/2022)
	.857	(6-7)	Dayton (12/07/2022)
REBOUNDS	45		at Boston College (12/21/2022)
	42		Minnesota (11/28/2022)
	42		Delaware St. (11/07/2022)
ASSISTS	19		Grambling (12/17/2022)
	19		William & Mary (11/13/2022)
STEALS	11		vs Oklahoma St. (N) (12/11/2022)
	9		vs Penn St. (N) (11/18/2022)
BLOCKED SHOTS	8		Minnesota (11/28/2022)
	6		Dayton (12/07/2022)
TURNOVERS	15		at Boston College (12/21/2022)
	14		Minnesota (11/28/2022)
FOULS	24		at Wake Forest (12/31/2022)
	21		North Carolina (12/04/2022)

OPPONENT GAME HIGHS

Opponent - Game Highs

POINTS	77		at Wake Forest (12/31/2022)
	77		at Col. of Charleston (11/20/2022)
	77		William & Mary (11/13/2022)
	72		North Carolina (12/04/2022)
	71		vs Old Dominion (N) (11/17/2022)
FIELD GOALS MADE	30		at Col. of Charleston (11/20/2022)
	29		at Boston College (12/21/2022)
	29		vs Old Dominion (N) (11/17/2022)
	29		William & Mary (11/13/2022)
FIELD GOAL ATTEMPTS	72		at Boston College (12/21/2022)
	71		vs Old Dominion (N) (11/17/2022)
FIELD GOAL PERCENTAGE	.508	(30-59)	at Col. of Charleston (11/20/2022)
	.500	(29-58)	William & Mary (11/13/2022)
3 PT FG MADE	11		at Wake Forest (12/31/2022)
	11		vs Penn St. (N) (11/18/2022)
	11		William & Mary (11/13/2022)
3 PT FG ATTEMPTS	30		vs Penn St. (N) (11/18/2022)
	28		at Wake Forest (12/31/2022)
3 PT FG PERCENTAGE	.500	(11-22)	William & Mary (11/13/2022)
	.393	(11-28)	at Wake Forest (12/31/2022)
FREE THROWS MADE	21		North Carolina (12/04/2022)
	20		at Wake Forest (12/31/2022)
FREE THROW ATTEMPTS	27		North Carolina (12/04/2022)
	26		at Wake Forest (12/31/2022)
FREE THROW PERCENTAGE	.778	(21-27)	North Carolina (12/04/2022)
	.769	(20-26)	at Wake Forest (12/31/2022)
REBOUNDS	46		vs Old Dominion (N) (11/17/2022)
	42		Dayton (12/07/2022)
ASSISTS	15		vs Penn St. (N) (11/18/2022)
	14		vs Oklahoma St. (N) (12/11/2022)
STEALS	9		at Col. of Charleston (11/20/2022)
	7		at Boston College (12/21/2022)
	7		Grambling (12/17/2022)
	7		Minnesota (11/28/2022)
BLOCKED SHOTS	7		vs Oklahoma St. (N) (12/11/2022)
	6		Minnesota (11/28/2022)
	6		vs Old Dominion (N) (11/17/2022)
TURNOVERS	19		Grambling (12/17/2022)
	17		vs Oklahoma St. (N) (12/11/2022)
FOULS	21		vs Oklahoma St. (N) (12/11/2022)
	18		Delaware St. (11/07/2022)

TEAM GAME LOWS

Virginia Tech - Game Lows

POINTS	61		vs Penn St. (N) (11/18/2022)
	65		at Boston College (12/21/2022)
	67		Minnesota (11/28/2022)
	69		Charleston So. (11/25/2022)
	70		vs Oklahoma St. (N) (12/11/2022)
FIELD GOALS MADE	22		vs Oklahoma St. (N) (12/11/2022)
	25		vs Old Dominion (N) (11/17/2022)
FIELD GOAL ATTEMPTS	51		Grambling (12/17/2022)
	56		vs Old Dominion (N) (11/17/2022)
FIELD GOAL PERCENTAGE	.386	(22-57)	vs Oklahoma St. (N) (12/11/2022)
	.409	(27-66)	at Boston College (12/21/2022)
3 PT FG MADE	3		vs Penn St. (N) (11/18/2022)
	5		at Boston College (12/21/2022)
	5		Minnesota (11/28/2022)
	5		Lehigh (11/10/2022)
3 PT FG ATTEMPTS	14		Minnesota (11/28/2022)
	18		Lehigh (11/10/2022)
3 PT FG PERCENTAGE	.158	(3-19)	vs Penn St. (N) (11/18/2022)
	.222	(6-27)	at Col. of Charleston (11/20/2022)
FREE THROWS MADE	3		at Col. of Charleston (11/20/2022)
	6		at Boston College (12/21/2022)
	6		Dayton (12/07/2022)
	6		Minnesota (11/28/2022)
	6		vs Penn St. (N) (11/18/2022)
FREE THROW ATTEMPTS	5		at Col. of Charleston (11/20/2022)
	7		Dayton (12/07/2022)
FREE THROW PERCENTAGE	.550	(11-20)	Grambling (12/17/2022)
	.600	(3-5)	at Col. of Charleston (11/20/2022)
REBOUNDS	28		William & Mary (11/13/2022)
	31		Grambling (12/17/2022)
ASSISTS	12		at Boston College (12/21/2022)
	12		vs Oklahoma St. (N) (12/11/2022)
	12		Minnesota (11/28/2022)
	12		at Col. of Charleston (11/20/2022)
STEALS	1		Charleston So. (11/25/2022)
	2		Minnesota (11/28/2022)
	2		vs Old Dominion (N) (11/17/2022)
BLOCKED SHOTS	0		North Carolina (12/04/2022)
	1		at Col. of Charleston (11/20/2022)
TURNOVERS	5		Dayton (12/07/2022)
	5		Lehigh (11/10/2022)
FOULS	7		Lehigh (11/10/2022)
	10		Delaware St. (11/07/2022)

OPPONENT GAME LOWS

Opponent - Game Lows

POINTS	48		Grambling (12/17/2022)
	49		Dayton (12/07/2022)
	52		Lehigh (11/10/2022)
	57		Minnesota (11/28/2022)
	57		Delaware St. (11/07/2022)
FIELD GOALS MADE	18		Dayton (12/07/2022)
	19		Grambling (12/17/2022)
FIELD GOAL ATTEMPTS	51		North Carolina (12/04/2022)
	52		Grambling (12/17/2022)
FIELD GOAL PERCENTAGE	.300	(18-60)	Dayton (12/07/2022)
	.365	(23-63)	at Wake Forest (12/31/2022)
	.365	(23-63)	Lehigh (11/10/2022)
	.365	(19-52)	Grambling (12/17/2022)
3 PT FG MADE	3		at Boston College (12/21/2022)
	3		Dayton (12/07/2022)
	3		North Carolina (12/04/2022)
3 PT FG ATTEMPTS	15		Dayton (12/07/2022)
	16		Delaware St. (11/07/2022)
3 PT FG PERCENTAGE	.158	(3-19)	at Boston College (12/21/2022)
	.176	(3-17)	North Carolina (12/04/2022)
FREE THROWS MADE	1		Lehigh (11/10/2022)
	2		vs Penn St. (N) (11/18/2022)
FREE THROW ATTEMPTS	2		Lehigh (11/10/2022)
	4		vs Penn St. (N) (11/18/2022)
FREE THROW PERCENTAGE	.500	(7-14)	Minnesota (11/28/2022)
	.500	(4-8)	Charleston So. (11/25/2022)
	.500	(2-4)	vs Penn St. (N) (11/18/2022)
	.500	(1-2)	Lehigh (11/10/2022)
REBOUNDS	24		Delaware St. (11/07/2022)
	25		North Carolina (12/04/2022)
ASSISTS	6		North Carolina (12/04/2022)
	7		Dayton (12/07/2022)
STEALS	1		Dayton (12/07/2022)
	2		Charleston So. (11/25/2022)
BLOCKED SHOTS	0		vs Penn St. (N) (11/18/2022)
	1		Grambling (12/17/2022)
	1		Lehigh (11/10/2022)
TURNOVERS	7		at Wake Forest (12/31/2022)
	7		vs Old Dominion (N) (11/17/2022)
FOULS	11		Dayton (12/07/2022)
	12		vs Penn St. (N) (11/18/2022)



0 HUNTER CATTOOR

SR. • G • 6-3 • 200
ORLANDO, FLA.
BISHOP MOORE



1 RODNEY RICE

FR. • G • 6-4 • 195
CLINTON, MD.
DEMATHA CATHOLIC



2 MJ COLLINS

FR. • G • 6-4 • 190
CLOVER, S.C.
COMBINE ACADEMY



3 SEAN PEDULLA

SO. • G • 6-1 • 195
EDMOND, OKLA.
EDMOND MEMORIAL



4 DARREN BUCHANAN JR.

FR. • F • 6-7 • 235
WASHINGTON, D.C.
WOODROW WILSON



5 PATRICK WESSLER

FR. • C • 7-0 • 245
MATTHEWS, N.C.
COMBINE ACADEMY



10 CAMDEN JOHNSON

SO. • G • 6-1 • 185
WAXHAW, N.C.
METROLINA CHRISTIAN ACADEMY



11 JOHN CAMDEN

R-FR. • F • 6-8 • 215
DOWNINGTOWN, PA.
BREWSTER ACADEMY



13 DARIUS MADDOX

JR. • G • 6-5 • 180
BOWIE, MD.
OAK HILL ACADEMY



14 OWYN DAWYOT

FR. • G • 6-2 • 190
ROANOKE, VA.
CAVE SPRING



15 LYNN KIDD

JR. • C • 6-10 • 235
GAINESVILLE, FLA.
CLEMSON



21 GRANT BASILE

GR. • F • 6-9 • 235
PEWAUKEE, WIS.
WRIGHT STATE



25 JUSTYN MUTTS

SR. • F • 6-7 • 220
MILLVILLE, N.J.
DELAWARE



33 MICHAEL WARD

FR. • G • 6-2 • 175
BETHESDA, MD.
WALT WHITMAN



34 MYLYJAEEL POTEAT

JR. • F • 6-9 • 265
REIDSVILLE, N.C.
RICE



MIKE YOUNG
HEAD COACH
4TH SEASON



MIKE JONES
ASSOCIATE HEAD COACH
2ND SEASON



CHRISTIAN WEBSTER
ASSISTANT COACH
7TH SEASON



KEVIN GILTNER
ASSISTANT COACH
4TH SEASON