

Pitt

BASKETBALL

2021-22 SCHEDULE

Date	Opponent (TV)	Time
N. 9	THE CITADEL (ACCN Extra)	L, 78-63
N. 12	at West Virginia (ESPNU)	L, 74-59
N. 16	UNC WILMINGTON (ACCN Extra)	W, 59-51
N. 19	TOWSON (ACCN)	W, 63-59
N. 24	VANDERBILT (ACCN)	L, 68-52
N. 27	UMBC (ACCN Extra)	L, 87-77
Big Ten / ACC Challenge		
N. 30	MINNESOTA (ESPNU)	L, 54-53
D. 3	at Virginia * (ACCN)	L, 57-56
Gotham Classic		
D. 9	COLGATE (ACCN)	W, 71-68
D. 12	MONMOUTH (ACCN)	L, 56-52
D. 18	+ at St. John's (FS1)	W, 59-57
D. 21	JACKSONVILLE (ACCN)	W, 64-55
D. 28	NOTRE DAME * (ACCN)	L, 68-67
J. 5	at Louisville * (ESPNU)	L, 75-72
J. 8	BOSTON COLLEGE * (ACCN)	W, 69-67
J. 11	at Syracuse * (ESPNU)	L, 77-61
J. 15	LOUISVILLE * (ACCN)	W, 65-53
J. 19	VIRGINIA * (ACCN)	L, 66-61
J. 22	at Clemson * (ACCN)	L, 75-48
J. 25	SYRACUSE * (ACCN)	W, 64-53
J. 30	at Boston College * (ACCNX)	L, 69-56
F. 2	at Wake Forest * (ESPN2)	L, 91-75
F. 5	VIRGINIA TECH * (ACCN)	L, 76-71
F. 7	at Virginia Tech * (ACCN)	7 pm
F. 9	at Florida State * (ACCN)	9 pm
F. 12	NC STATE * (ACCN)	3 PM
F. 16	at North Carolina * (ACCN)	8 pm
F. 19	GEORGIA TECH * (ACCN)	7 PM
F. 22	MIAMI * (ACCN)	8 PM
M. 1	DUKE * (ACCN)	8 PM
M. 5	at Notre Dame * (ACCN/ESPNU/ESPN2)	TBD

ACC Tournament

M. 8-12 < ACC Tournament TBD

[-/-] Pitt / Opponent AP Rank

* ACC Contest

• Overtime

+ Madison Square Garden (New York, N.Y.)

< Barclays Center (Brooklyn, N.Y.)

All Game Times are Eastern Time Zone

HOME GAMES IN BOLD CAPS

MEDIA RELATIONS

Matt Plizga, Assistant AD (MBB)

mplizga@athletics.pitt.edu (email)
(412) 648-8240 (office)
(919) 812-0882 (cell)

Nick Macdonald, Assistant Director (MSOC, 2MBB, SB)

nmacdonald@athletics.pitt.edu (email)
(412) 523-4199 (cell)

Website PittsburghPanthers.com

Stats bit.ly/3nyppzR

Twitter / Instagram @Pitt_MBB / @pitt_mbb

Hashtags #ZooEra, #H2P

Pitt (8-15, 3-9 ACC) at Virginia Tech (13-10, 5-7 ACC)

Monday, Feb. 7, 2022 • 7:00 PM

Blacksburg, Va. • Cassell Coliseum

ACC Network • 93.7 The Fan

THE MATCHUP

Pitt Panthers



2021-22 Record (ACC) 8-15 (3-9)
AP / Coaches Polls nr / nr
Last Game L, 76-71 vs. Virginia Tech (2/5)

Head Coach Jeff Capel (Duke, '97)
Pitt Record 48-63 (Fourth Season)
Career Record 210-173 (13th Season)

Virginia Tech Hokies



2021-22 Record (ACC) 13-10 (5-7)
AP / Coaches Polls nr / nr
Last Game W, 76-71 at Pittsburgh (2/5)

Head Coach Mike Young (Emory & Henry '86)
Virginia Tech Record 44-33 (Third Season)
Career Record 343-277 (20th Season)

BROADCAST INFORMATION

ACC Network

Jay Alter (pxp)

Malcolm Huckaby (analyst)

WatchESPN <https://es.pn/3Ld4dMu>

Pitt Radio Network (93.7 The Fan)

Bill Hillgrove (pxp)

Curtis Aiken (analyst)

Sirius / XM (SXM App) na / 381 (971)

SERIES HISTORY

All-Time Series	Pitt trails 10-8
Under Jeff Capel	Pitt trails 3-1
In Blacksburg	Pitt trails 6-1
At Cassell Coliseum	Pitt trails 4-0
Last Meeting	Virginia Tech 76, Pitt 71 (2/5/22)
Current Streak	Pitt L, 1
As Members of the ACC	Pitt trails 7-3
Last 10 Meetings	Pitt trails 7-3

THE OPENING TIP

- Pitt travels to Blacksburg, Va., to face Virginia Tech Monday, Feb. 7 at Cassell Coliseum. Tipoff is set for 7 p.m. with Jay Alter and Malcolm Huckaby calling the game on the ACC Network.
- Monday's game is the fourth game in a nine-day span for the Panthers. Pitt will also play at Florida State on Wednesday in its fourth road game in a five-game stretch.
- The Panthers have dropped 11 consecutive ACC road contests dating back to last season.
- Pitt leads the ACC and ranks 12th nationally in free throw attempts (502). The Panthers have shot more free throws than their opponent in 17 of 23 games played this season. Pitt also leads the ACC (22nd NCAA) in made free throws (348).

- Femi Odukale has scored 20 or more points in each of the past two games. He is averaging 24.0 points per game, while going 18-of-25 (.720) from the field, including 7-of-10 (.700) from three-point range.
- Jamarius Burton has scored in double figures in each of the past 16 games, the third longest active streak in the ACC. He has scored in double figures in all 12 league games and is averaging a team-high 15.3 points per game in ACC play.
- John Hugley has scored in double figures nine times and is averaging 14.8 points and 8.2 rebounds per game in ACC play. He is attempting 7.8 free throws per game, while going 72-of-94 (.766) from the foul line in conference action.

2021-22 PITT PANTHERS AVERAGES

No.	Name (Ht., Wt., Yr.)	Pos.	PPG	RPG	APG	Notables
1	Chris Payton (6-7, 220, Jr.)	F	0.8	0.8	0.1	4-of-6 from the field
2	Femi Odukale (6-5, 205, So.)	G	12.6	3.5	3.1	back-to-back 20+ point games
3	Noah Collier (6-8, 220, So.)	F	1.5	1.7	0.1	career-high 6 rebs vs. Colgate (12/9)
4	Dan Oladapo (6-7, 220, Sr.)	F	3.3	1.9	0.3	20-of-25 (.800) from the field
5	Nate Santos (6-7, 215, Fr.)	G	3.3	2.3	0.6	2 double-figure scoring games
11	Jamarius Burton (6-4, 200, Sr.)	G	13.5	3.8	2.5	16 consecutive double-figure scoring games
12	Ithiel Horton (6-5, 200, R-Jr.)	G	7.0	2.5	1.0	6-of-14 (.429) from 3pt range
13	Aidan Fisch (6-5, 185, Sr.)	F	0.0	0.0	0.0	has appeared in 4 career games
14	Curtis Aiken, Jr. (6-1, 200, R-Jr.)	G	-	-	-	has played in 7 career games
15	Mouhamadou Gueye (6-10, 200, Gr.)	F	8.8	6.0	1.2	team-high 43 blocked shots
21	Noah Jackson (6-0, 185, Fr.)	G	-	-	-	walk-on joined the program in late Oct.
22	Nike Sibande (6-4, 185, Sr.)	G	-	-	-	suffered season-ending injury Nov. 1
23	John Hugley (6-9, 280, So.)	F	14.7	8.3	1.3	team-high 7 double-doubles
24	William Jefferson (6-7, 205, So.)	G/F	3.8	3.7	0.8	9 games with 5+ rebounds
31	Onyebuchi Ezeakudo (6-1, 200, Sr.)	G	2.7	1.9	1.4	.447 (17-of-38) 3pt field goal percentage
35	Max Amadasun (6-10, 250, So.)	C	0.4	0.2	0.0	1-of-1 from the field
42	Chayce Smith (6-3, 185, Jr.)	G	-	-	-	has played in four career games

• - projected starter

BY THE NUMBERS

- **Jamarius Burton** has scored in double figures in a career-best 16 consecutive games, the third longest active streak in the ACC. He has topped the 20-point mark five times and scored 15 or more points eight times in that span.
- **John Hugley** has scored in double figures 16 times, including a team-high six games with 20 or more points. He leads Pitt in scoring (14.7 ppg.), rebounds (8.3 rpg.), offensive rebounds (62), field goals (106), free throws made (122), free throw attempts (168) and double-doubles (7).
- **Onyebuchi Ezeakudo** is 7-of-11 (.636) from three-point range over the past four contests. He is averaging 6.8 points and 3.0 rebounds per game in that span.
- **Mouhamadou Gueye** leads the Panthers in three-point field goals (27) and blocked shots (43). He is the only player in the ACC to lead his team in both categories and is attempting to become the first Pitt player to lead the team in both categories in a season.
- **John Hugley** ranks 13th in the NCAA in free throw rate (70.3 pct.) and is tied for 16th in fouls drawn per 40 minutes (6.9). Saturday's game against Virginia Tech was the first time all season Hugley did not attempt a free throw.
- **John Hugley** (168) and **Femi Odukale** (126) have combined for 294 of the team's 502 free throw attempts (58.6 pct.). The tandem has combined to shoot 15 or more free throws in a game 10 times.
- **Mouhamadou Gueye** is averaging 10.5 points, 6.5 rebounds and 2.3 blocks in 18 games when playing 25 minutes or more. He has scored in double figures 11 times and blocked two or more shots in 12 of those games.
- **Femi Odukale** is averaging 16.0 points per game when he makes at least one three-point field goal. He has scored in double figures in 12 of the 13 games this season when he has made a three.

- **John Hugley** leads the league in free throw attempts (7.3 ftagg.) and free throws made (5.3 ftagg.), while shooting 72.6 percent (133-of-168) from the charity stripe. He has shot eight or more free throws in eight of 12 ACC games and is 72-of-94 (.766) from the line in league play.
- **Femi Odukale** has recorded at least one assist in 29 consecutive games dating back to last season. He has recorded three or more assists in a game 17 times this season
- **Jamarius Burton** is averaging 15.7 points, 4.6 rebounds and 1.4 steals per game, while going 62-of-127 (.488) from the field, including 12-of-301 (.387) from three-point range, over the past 11 contests.
- **Mouhamadou Gueye** is averaging 2.68 blocks per game over the past six contests. He has blocked two or more shots in eight of Pitt's 12 league games.
- Pitt is averaging 23.6 points in the paint and 15.1 points from the foul line per game. Interior scoring and foul shots have accounted for 62.2 percent (894-of-1437) of the team's points.
- The Panthers rank second in the NCAA in free throw rate (43.1 percent) and fourth in points distribution from the foul line (24.2 percent). Pitt is tied for 14th in the NCAA in free throw attempts per game (21.8 ftagg.) and have outscored the opposition by 81 points from the free throw line.
- Pitt has held the opposition to 28.6 percent (55-of-192) shooting from three-point range in its eight wins. By contrast, the opposition has shot 38.7 percent (138-of-357) from beyond the arc in wins over the Panthers.
- Pitt is averaging 50.0 points per game, while shooting 66.7 percent (38-of-57) from the field in the second half of the past two games. **Femi Odukale** and **Jamarius Burton** have combined for 28.0 points per game on 22-of-30 (.733) shooting from the field in that span.

PANTHER SPOTLIGHTS



- **Jamarius Burton** has scored in double figures in all eight road games and is averaging a team-high 14.4 points per game in away contests.



- **Femi Odukale** has led the Panthers in scoring in each of the past three games and is averaging 21.3 points per game on 22-of-36 (.611) shooting from the field.

2021-22 STATS COMPARISON

	Pitt	VT
Points	62.5	70.8
Opp. Points	66.7	62.7
Rebounds	35.0	31.5
Opp. Rebounds	31.1	30.5
Off. Rebounds	10.4	8.3
Opp. Off. Rebounds	9.0	9.1
Field Goal Pct.	.416	.477
Opp. Field Goal Pct.	.427	.427
Three-Point Pct.	.313	.417
Opp. Three-Point Pct.	.352	.317
Three-Point FGs	5.2	9.2
Opp. Three-Point FGs	8.4	6.7
Free Throw Pct.	.693	.739
Opp. Free Throw Pct.	.694	.749
Free Throws Made	15.1	9.3
Opp. Free Throws Made	11.6	10.1
Personal Fouls	15.5	14.7
Opp. Personal Fouls	17.8	14.5
Assists	10.9	14.2
Opp. Assists	14.1	11.3
Turnovers	13.6	11.3
Opp. Turnovers	10.5	12.3
Blocked Shots	3.6	3.2
Opp. Blocked Shots	3.1	3.0
Steals	5.7	5.0
Opp. Steals	6.5	6.6

LAST TIME OUT

- Pitt mounted a big second half comeback that came up short in a 76-71 loss to Virginia Tech Saturday evening at the Petersen Events Center. The Panthers shot 70 percent from the field and outscored the Hokies 49-27 in the second half.
- **Femi Odukale** scored a game-high 25 points and added a career-high six steals to lead the Panthers. He was 8-of-11 from the field, including 5-of-7 from three-point range. Odukale went 7-of-8 from the field and 4-of-4 from the foul line en route to scoring 22 points in the second half of play.
- **Jamarius Burton** extended his double-figure scoring streak to 16 games, finishing with a career-high matching 21 points on 9-of-13 shooting from the field. He also paced Pitt with six rebounds and four assists.
- **Mouhamadou Gueye** knocked down a pair of three-point field goals and finished with 13 points and five rebounds.
- Virginia Tech made 13 consecutive shots, including six threes, while shooting 75 percent from the field in the first half. The Hokies built a 49-22 lead after 20-minutes.
- The Panthers made nine consecutive field goals and 12-of-13 shots to open the second of of play.

HONORS & AWARDS

John Hugley	Pitt Student-Athlete of the Week (Jan. 10)
Jamarius Burton	Pitt Student-Athlete of the Week (Dec. 20)
Femi Odukale	ACC Co-Player of the Week (Dec. 27)

HOME COURT ADVANTAGE

- Pitt has compiled a 276-80 (.775) record, including a 163-16 (.911) ledger in non-conference play, at the Petersen Events Center.
- Pitt is 25-26 (.490) versus teams ranked in the top 25 of the AP Poll at the Petersen Events Center, with a 14-8 (.636) mark against top-10 teams and a 9-3 (.750) ledger versus teams ranked in the top-5.

NCAA • Homecourt Wins since 2002-03 Season

Rk	Team	Wins
1.	Kansas	306
2.	Memphis	297
3.	Duke	293
4.	Kentucky	290
	Syracuse	290
6.	Creighton	279
	Wisconsin	279
8.	Pitt	276
9.	Michigan State	273
10.	Gonzaga	271

through Feb. 5

GETTING TO THE LINE

- Pitt has shot 20 or more free throws in a game 14 times and leads the ACC (T-14th in NCAA) with 21.8 free throw attempts per game.
- The Panthers also lead the ACC with 15.1 made free throws per game and have made 15 or more shots from the charity stripe 14 times.
- **John Hugley** and **Femi Odukale** both rank among the league leaders in free throws made and free throw attempts. The duo has combined for 10 or more made free throws in a game nine times.
- Hugley and Odukale rank first and third, respectively, in the ACC in free throw attempts per game. The tandem combines for 13.0 free throw attempts per contest.

NCAA • Free Throw Attempts Per Game

Rk	Team	FTA
1.	Long Beach State	24.5
2.	Iona	24.1
3.	New Orleans	23.7
4.	Texas A&M-CC	23.4
5.	Memphis	23.2
6.	Arkansas	22.7
	Texas Rio Grande Valley	22.7
8.	Manhattan	22.5
9.	Abilene Christian	22.3
	Weber State	22.3
11.	Temple	22.1
12.	Arizona	22.0
13.	Southern Utah	21.9
14.	Pitt	21.8
	Seton Hall	21.8

ACC • Free Throw Attempts Per Game

Rk	Team	FTA
1.	Pitt	21.8
2.	Wake Forest	19.5
3.	Syracuse	19.0
4.	North Carolina	18.9
5.	Florida State	18.4

ACC • Free Throws Made Per Game

Rk	Team	FTM
1.	Pitt	15.1
2.	Wake Forest	14.4
3.	North Carolina	14.3
4.	Miami	13.8
5.	Syracuse	13.4

ACC • Free Throw Attempts Per Game

Rk	Team	FTA
1.	John Hugley, Pitt	7.3
2.	Dereon Seabron, NC State	5.9
3.	Femi Odukale, Pitt	5.7
4.	Alondes Williams, Wake Forest	5.4
5.	Armando Bacot, North Carolina	5.1

ACC • Free Throws Made Per Game

Rk	Player, Team	FTM
1.	John Hugley, Pitt	5.3
2.	Kameron McGusty, Miami	4.2
	Dereon Seabron, NC State	4.2
4.	Alondes Williams, Wake Forest	3.9
5.	Femi Odukale, Pitt	3.6
	Jake LaRavia, Wake Forest	3.6
	Paolo Banchemo, Duke	3.6

BOARD WORK

- Pitt has only been outrebounded four times this season. The Panthers rank among the ACC leaders in rebound margin (3rd - +3.83), rebounds allowed (3rd - 31.13) and offensive rebound percentage (2nd - .320).

ACC • Offensive Rebound Pct.

Rk	Team	PCT
1.	Florida State	.323
2.	Pitt	.320
3.	NC State	.316
4.	Duke	.314
5.	Boston College	.313

ACC • Rebound Margin

Rk	Team	Margin
1.	North Carolina	+7.61
2.	Duke	+4.18
3.	Pitt	+3.83
4.	Clemson	+3.45
5.	Boston College	+2.86

BIG LIFT INSIDE FROM BIG JOHN

- **John Hugley** ranks among the league leaders in scoring (15th - 14.7 ppg.), rebounds (T-4th - 8.4 rpg.), offensive rebounds (4th - 2.70 orgp.), defensive rebounds (8th - 5.65 drpg.) and double-double (3rd - 7).
- Hugley has scored in double figures nine times in league play and is averaging 14.8 points and 8.2 rebounds per game against ACC opponents.
- Hugley ranks second in the NCAA in free throw attempts (168) and fifth in made free throws (122). He has shot eight or more free throws in a game 12 times, including seven times in ACC play.
- Hugley scored in double figures in five consecutive games from Nov. 27 thru Dec. 12, averaging 18.8 points per game in that span. He also posted three of his team-leading four 20+ point games during this stretch.
- Hugley has grabbed three or more offensive rebounds in a game 11 times, including a season-high eight offensive boards in a home win over Syracuse.
- Hugley became the third Pitt player since the 1986-87 season to post 25 or more points and 10 or more rebounds in the season opener. He recorded his first career double-double with 27 points and 10 rebounds against The Citadel. Hugley set then career highs for points (27), rebounds (10), offensive rebounds (5), field goals (10), field goal attempts (20), free throws (7), free throw attempts (13) and minutes played (35) in the contest.

PITT SEASON & CAREER TOTALS

	2021-22	Career
Double-Figure Scoring Games		
Nike Sibande	-	79 (36-43)
Jamarius Burton	17 (7-10)	44 (27-17)
Dan Oladapo	1 (1-0)	36 (21-15)
Ithiel Horton	2 (0-2)	34 (18-16)
Mouhamadou Gueye	11 (5-6)	29 (10-19)
Femi Odukale	15 (4-1)	19 (5-14)
John Hugley	16 (6-10)	16 (6-10)
Nate Santos	2 (1-1)	2 (1-1)
Onyebuchi Ezeakudo	1 (1-0)	1 (1-0)

30+ Point Games		
John Hugley	1 (1-0)	1 (1-0)
Nike Sibande	-	1 (1-0)
Ithiel Horton	-	1 (1-0)

20+ Point Games		
Nike Sibande	-	28 (12-16)
Ithiel Horton	-	8 (5-3)
John Hugley	6 (2-4)	6 (2-4)
Dan Oladapo	-	5 (2-3)
Jamarius Burton	5 (3-2)	5 (3-2)
Femi Odukale	4 (1-3)	5 (1-4)

20+ Rebound Games		
Dan Oladapo	-	1 (0-1)

10+ Rebound Games		
Dan Oladapo	-	15 (9-6)
Mouhamadou Gueye	4 (2-2)	13 (4-9)
Nike Sibande	-	9 (4-5)
John Hugley	7 (3-4)	7 (3-4)

10+ Assist Games		
Jamarius Burton	-	2 (2-0)

Double-Doubles		
Dan Oladapo	-	13 (8-5)
Nike Sibande	-	9 (4-5)
Mouhamadou Gueye	3 (2-1)	7 (2-5)
John Hugley	7 (3-4)	7 (3-4)

3+ Three-Point FG Games		
Nike Sibande	-	37 (16-21)
Ithiel Horton	2 (0-2)	25 (13-12)
Jamarius Burton	1 (1-0)	4 (3-1)
Mouhamadou Gueye	3 (0-3)	4 (0-4)
Femi Odukale	2 (1-1)	2 (1-1)
Nate Santos	1 (1-0)	1 (1-0)
Onyebuchi Ezeakudo	1 (1-0)	1 (1-0)
William Jeffress	1 (0-1)	1 (0-1)

3+ Block Games		
Mouhamadou Gueye	7 (4-3)	31 (16-15)

Scoring Leaders		
Nike Sibande	-	52 (20-32)
Ithiel Horton	-	15 (8-7)
John Hugley	10 (2-8)	10 (2-8)
Jamarius Burton	6 (3-3)	9 (5-4)
Femi Odukale	6 (2-4)	9 (2-7)
Dan Oladapo	-	8 (3-5)
Mouhamadou Gueye	1 (0-1)	3 (0-3)
Nate Santos	2 (1-1)	2 (1-1)

Rebounding Leaders		
Nike Sibande	-	23 (12-11)
Mouhamadou Gueye	6 (2-4)	23 (8-15)
Dan Oladapo	-	21 (8-13)
John Hugley	13 (5-8)	15 (5-10)
Jamarius Burton	2 (1-1)	7 (4-3)
William Jeffress	3 (0-3)	3 (0-3)
Nate Santos	2 (1-1)	2 (1-1)

Assists Leaders		
Jamarius Burton	8 (3-5)	37 (23-14)
Femi Odukale	16 (6-10)	23 (7-16)
Nike Sibande	-	11 (2-9)
Mouhamadou Gueye	3 (1-2)	11 (4-7)
John Hugley	5 (1-4)	5 (1-4)
Ithiel Horton	-	4 (0-4)
Dan Oladapo	-	1 (1-0)
William Jeffress	1 (1-0)	1 (1-0)

Record in such games in ()

STREAKS

Overall	Lost 3
Unranked teams anywhere	Lost 3
Ranked teams anywhere	Lost 2
Home	Lost 1
Home ACC	Lost 1
Home non-conference	Won 1
Home unranked non-conference	Won 1
Home ranked teams	Lost 1
Home unranked teams	Lost 1
Road	Lost 5
Road ACC	Lost 11
Road ranked teams	Lost 22
Road unranked teams	Lost 5
Neutral	Lost 2
Neutral ranked teams	Lost 5
Neutral unranked teams	Lost 2

Consecutive Made Free Throws (active streak)

Femi Odukale	4
Mouhamadou Gueye	2
John Hugley	2
Jamarius Burton	2
Ithiel Horton	2
Onyebuchi Ezeakudo	1
Noah Collier	1
Curtis Aiken, Jr.	1

Consecutive Games (Played) with a Three-Point Field Goal

+ Nike Sibande	6
Mouhamadou Gueye	5
Femi Odukale	3
Onyebuchi Ezeakudo	2

Games Played	2021-22	Career
+ Nike Sibande	-	111 (48-63)
Jamarius Burton	21 (8-13)	111 (67-44)
Dan Oladapo	15 (5-10)	78 (31-47)
Mouhamadou Gueye	23 (8-15)	77 (36-41)
Ithiel Horton	4 (0-4)	59 (26-34)
Onyebuchi Ezeakudo	23 (8-15)	48 (23-25)
Femi Odukale	22 (8-14)	44 (18-26)
William Jeffress	22 (8-14)	38 (16-22)
Noah Collier	23 (8-15)	35 (15-20)
John Hugley	23 (8-15)	30 (13-17)
Nate Santos	19 (7-12)	19 (7-12)
Chris Payton	12 (5-7)	12 (5-7)
Max Amadasun	5 (2-3)	9 (4-5)
Curtis Aiken, Jr.	-	7 (3-4)
Aidan Fisch	1 (1-0)	5 (4-1)
Chayce Smith	-	4 (4-0)

Starts	Consecutive	Career
+ Nike Sibande	-	103 (45-58)
Jamarius Burton	17 (6-11)	73 (43-30)
Dan Oladapo	-	58 (26-32)
Mouhamadou Gueye	17 (6-11)	43 (16-27)
Ithiel Horton	-	41 (18-23)
Femi Odukale	13 (5-8)	25 (9-16)
John Hugley	23 (8-15)	24 (8-16)
William Jeffress	-	20 (8-12)
Onyebuchi Ezeakudo	7 (2-5)	11 (3-8)
Nate Santos	-	6 (2-4)
Noah Collier	-	1 (0-1)

Record in such games at Pitt in ()

+ Sibande will miss the 2021-22 season due to injury

- Hugley posted 17 points, six rebounds and two assists at West Virginia. He was 7-of-10 from the field and scored all 17 points in the second half of play.

- Hugley posted his second career double-double with 13 points and 11 rebounds in a win over UNC Wilmington. He was 5-of-5 from the foul line and added a career-best three assists against the Seahawks.

- Hugley went 8-of-10 from the field en route to a 21-point, seven-rebound effort versus UMBC.

- Hugley scored 25 points and added 14 rebounds (5 offensive boards) in the Big Ten/ACC Challenge against Minnesota. He scored 16 consecutive points for the Panthers over a 10-minute span and finished the game 9-of-16 from the field.

- Hugley went 7-of-8 from the foul line and finished with a team-high 12 points at Virginia.

- Hugley recorded his fourth 20+ point game in a win over Colgate. He finished with 22 points on 8-of-13 shooting from the field and 6-of-8 from the foul line. Hugley also had career-bests in steals (2) and blocked shots (2).

- Hugley scored 14 points and grabbed 13 rebounds for his fourth double-double of the season against Monmouth.

- Hugley posted 18 points, six rebounds, three assists and a career-high three steals against Notre Dame. He also made a career-best eight free throws, going 8-of-9 from the charity stripe.

- Hugley finished with 11 points and seven rebounds despite being limited to 19 minutes of play against Louisville.

- Hugley became the fourth player since the 2008-09 season to post a 30/10 game, finishing with 32 points and 13 rebounds in a home win over Boston College. He became the 14th Pitt player (29 times) to record a 30/10 game.

- Hugley set a Petersen Events Center record with 20 free throw attempts against the Eagles, while his 15 makes are the second most at the venue. Both the 15 made free throws and 20 attempts rank among the most in a game all-time at Pitt as well.

- Hugley's 32-point effort was one-point shy of the Pitt Petersen Events Center scoring record shared by Trey McGowens (2018-19) and Sam Young (2008-09).

- Hugley delivered 19 points, seven rebounds and two steals in a win over Louisville. He had 14 points and six rebounds in the second half of play as Pitt posted its largest win of the season.

- Hugley recorded his sixth 20+ point scoring game at home against Virginia. He finished with 23 points on 7-of-14 shooting from the field and 8-of-9 from the foul line.

- Hugley went 7-of-8 from the foul line and finished with 15 points and eight rebounds at Clemson.

- Hugley grabbed a career-best 18 rebounds, including eight offensive boards, and added 11 points for his sixth double-double in a win over Syracuse.

- Hugley posted a double-double with 17 points and 12 rebounds at Wake Forest. He scored 15 of his 17 points in the second half of play and was 7-of-12 from the field overall.

Pitt • 30/10 Games Since 2008-09

Date	Opponent	Player (Pts/Reb)
1/8/22	Boston College	John Hugley (32/13)
1/19/21	Duke	Justin Champagne (31/14)
3/7/09	Connecticut	Sam Young (31/10)
2/7/09	at DePaul	DeJuan Blair (32/14)

Pitt • Free Throws Made

Rk	Player, Opponent, Date	FTM
1.	Trey McGowens, Florida State, 1/14/19	18
	Charles Smith, at Boston College, 1/21/85	18
3.	John Riser, vs. Kentucky, 3/15/57	16
	Don Hennon, vs. Western Kentucky, 12/28/56	16
	Chevon Troutman, at Syracuse, 2/14/05	16
6.	6x; last John Hugley, Boston College, 1/8/22	15

Pitt • Free Throw Attempts

Rk	Player, Opponent, Date	FTA
1.	Brian Shorter, at West Virginia, 12/9/89	23
	Clarence Burch, NYU, 2/6/54	23
3.	Charles Smith, at Boston College, 1/21/85	21
4.	John Hugley, Boston College, 1/8/22	20
	Chevon Troutman, at Syracuse, 2/14/05	20

Season Opening 25+ Pt & 10+ Reb Efforts Since 1986-87

Date	Opponent	Player (Pts/Reb)
11/9/21	The Citadel	John Hugley (27/10)
11/11/16	Eastern Michigan	Michael Young (26/10)
11/28/89	Siena	Brian Shorter (29/11)

ACC • Scoring Leaders

Rk	Player, Team	PPG
1.	Alondes Williams, Wake Forest	19.8
2.	Buddy Boeheim, Syracuse	19.3
3.	Michael Devoe, Georgia Tech	18.6
4.	Dereon Seabron, NC State	18.0
5.	Paolo Banchemo, Duke	17.6
	Kameron McGusty, Miami	17.6
7.	Armando Bacot, North Carolina	16.3
8.	Terquavion Smith, NC State	15.8
9.	Isaiah Wong, Miami	15.7
10.	Keve Aluma, Virginia Tech	15.2
11.	Jake LaRavia, Wake Forest	15.1
12.	Caleb Love, North Carolina	15.0
	Jordan Usher, Georgia Tech	15.0
14.	PJ Hall, Clemson	14.9
15.	John Hugley, Pitt	14.7

ACC • Rebounding Leaders

Rk	Player, Team	RPG
1.	Armando Bacot, North Carolina	12.3
2.	Dereon Seabron, NC State	9.0
3.	Malik Williams, Louisville	8.7
4.	John Hugley, Pitt	8.4
	Paolo Banchemo, Duke	8.4

ACC • Offensive Rebounding Leaders

Rk	Player, Team	ORPG
1.	Armando Bacot, North Carolina	3.70
2.	Dereon Seabron, NC State	3.08
3.	T.J. Bickerstaff, Boston College	2.76
4.	John Hugley, Pitt	2.70
5.	Jesse Edwards, Syracuse	2.61

NCAA • Free Throw Attempts

Rk	Player, Team	FTA
1.	Tanner Holden, Wright State	174
2.	John Hugley, Pitt	168
3.	Koby McEwen Weber State	160
4.	Scotty Pippen, Jr., Vanderbilt	158
5.	Isaac Mushila, Texas A&M CC	155

NCAA • Free Throws Made

Rk	Player, Team	FTM
1.	Tanner Holden, Wright State	141
2.	Koby McEwen Weber State	130
3.	Aljami Durham, Providence	126
4.	Mikey Dixon, Idaho	124
5.	John Hugley, Pitt	122

BURTON ON A TEAR

• Senior guard **Jamarius Burton** has scored in double figures a team-high 17 times and is second on the team in scoring at 13.5 points per game.

• Burton has elevated his play in the ACC averaging 15.4 points and 4.5 rebounds per game, while shooting 47.5 percent (66-of-139) from the field, 39.4 percent (13-of-33) from three-point range and 86.6 percent (39-of-44) from the foul line.

• Burton has scored 10 or more points in each of the past 16 games and is averaging a team-high 15.2 points per game, while shooting 89.7 percent (52-of-58) from the foul line in that span.

• Burton's 16-game double-figure scoring streak in the third longest active streak in the ACC. Paolo Banchemo (Duke) has scored 10 or more points in 22 consecutive games to lead the league.

• Burton made 31 consecutive free throws from Dec. 18 thru Jan. 19, tied for the fifth longest streak in program history. He ranks fourth in the ACC in free throw percentage (.870).

• Burton made his Pitt debut Nov. 16 against UNC Wilmington after missing the previous five weeks due to a knee injury. The Charlotte, N.C., native had a successful procedure on his left knee in early October. He scored seven points in 25 minutes against the Seahawks.

• Burton posted his first double-figure scoring game in a win over Towson. He finished with 11 points (all in the second half), four rebounds and four assists.

• Burton scored 11 points and added three rebounds and four assists in a career-high 39 minutes of action at Virginia.

• Burton scored 13 points and added five rebounds in a win over Colgate.

• Burton posted 15 points on 7-of-12 shooting from the field against Monmouth.

• Burton scored 20 points, including the game-winning bucket with 0.4 seconds remaining, in a road win over St. John's. He scored eight of Pitt's final nine points of the game.

• Burton knocked down a pair of three-point field goals and finished with 12 points, six rebounds, two assists and two steals in a win over Jacksonville.

• Burton went 7-of-12 from the field and finished with 15 points, four rebounds and two steals against Notre Dame.

• Burton went 9-of-9 from the foul line to extend his consecutive made free throws streak to 18 and finished with a career-high 21 points to go along with six rebounds at Louisville.

• Burton knocked down a pair of three-point field goals and went 6-of-6 from the line in a 14-point, five-rebound, three-assist effort in a win over Boston College.

• Burton made two three-point field goals and finished with 14 points at Syracuse. He has made a three-pointer in nine consecutive games.

• Burton scored 20 points to go along with a career-high matching eight rebounds, four assists and two steals in a win over Louisville. He went 8-of-13 from the field, setting a new career high for made field goals.

• Burton matched a career-high with 21 points in a home win over Syracuse. He added six rebounds and five assists to become the fourth player (10th time) under Jeff Capel to record a 20-point, 5-rebound, 5-assist game.

• Burton scored 17 of his team-high 21 points in the second half as Pitt overcame a four-point halftime deficit in its double-digit win over the Orange. He was 5-of-8 from the field, including 3-of-5 from three-point range, after intermission.

• Burton went 7-of-15 from the field and scored 15 points at Boston College. It marked the seventh time he has scored 15 or more points in a game.

• Burton matched a career high with 21 points on 9-of-13 shooting from the field at home against Virginia Tech. He also led the Panthers in rebounds (6) and assists (4) in the game.

NCAA • Consecutive Made Free Throws 2021-22

Rk	Player, Dates	TOTAL
1.	Joe Bryant, Norfolk State, 11/9/21-12/4/21	41
2.	Marquis Eaton, Arkansas State, 11/27/21-1/20/22	40
3.	Umoja Gibson, Oklahoma, 11/19/21-1/18/22	37
4.	Alfonso Plummer, Illinois, 11/9/21-12/22/21	35
5.	Daryl Banks III, Saint Peter's, 11/30/21-1/26/22	34
6.	Xavier Castaneda, Akron, 12/12/21-1/18/22	33
7.	Jamarius Burton, Pitt, 12/18/21-1/19/22	31
8.	Mark Sears, Ohio, 12/4/21-1/1/22	30

Pitt • Consecutive Made Free Throws

Rk	Player, Dates	TOTAL
1.	Ashton Gibbs, 11/24/09-1/4/10	46
2.	Sean Miller, 1/11/88-2/29/88	34
	Jason Matthews, 11/30/88-12/22/88	34
	Don Hennon, 1/4/58-1/30/58	34
6.	Jamarius Burton, 12/18/21-1/19/22	31
	Ashton Gibbs, 1/13/10-2/3/10	31

ACC • Active Consecutive Double-Figure Scoring Games

Rk	Player, School	TOTAL
1.	Paolo Banchemo, Duke	22
2.	P.J. Hall, Clemson	21
3.	Jamarius Burton, Pitt	16

ODUKALE ON POINT

• **Femi Odukale** is averaging to 12.6 points, 3.5 rebounds and 3.1 assists in 32.9 minutes per game this season. He has scored in double figures 15 times, including eight of the past nine contests.

• Odukale opened the 2021-22 campaign with a 20-point, four-rebound, four-assist, three-steal effort against The Citadel. He was 8-of-14 from the field and made his only three-point attempt versus the Bulldogs.

• Odukale scored a game-high 15 points, while adding seven rebounds, three assists and a blocked shot in a win over UNC Wilmington.

• Odukale went 3-of-5 from the field and a career-best 7-of-7 from the foul line in a 14-point outing against Vanderbilt.

• Odukale posted 19 points, seven rebounds and four assists versus UMBC. He knocked down a pair of three-point field goals and was 7-of-8 from the foul line.

• Odukale missed the ACC opener at Virginia with an ankle injury.

• Odukale came off the bench to score 14 points and grab five rebounds against Monmouth. He went 7-of-8 from the foul line for his third game of the season with seven made free throws.

• Odukale matched a career high with 28 points on 9-of-13 shooting from the field in a win over Jacksonville. He went a career-best 5-of-7 from three-point range and got to the free throw line 10 times against the Dolphins.

CAREER DOUBLE-DOUBLES

Player	Opponent, Date	Pts/Rebs
John Hugley	at Wake Forest, 2/2/22	17/12
John Hugley	Syracuse, 1/25/22	11/18
Mouhamadou Gueye	Syracuse, 1/25/22	19/10
Mouhamadou Gueye	at Syracuse, 1/11/22	14/10
John Hugley	Boston College, 1/8/22	32/13
Mouhamadou Gueye	Jacksonville, 12/21/21	15/12
John Hugley	Monmouth, 12/12/21	14/13
John Hugley	Minnesota, 11/30/21	25/14
John Hugley	UNC Wilmington, 11/16/21	13/11
John Hugley	The Citadel, 11/9/21	27/10
= Dan Oladapo	Youngstown State, 3/2/21	17/10
= Dan Oladapo	at Milwaukee, 2/20/21	24/12
= Dan Oladapo	at Milwaukee, 2/19/21	17/11
= Dan Oladapo	at Robert Morris, 2/12/21	25/20
+ Mouhamadou Gueye	UMBC, 2/8/21	16/11
+ Mouhamadou Gueye	at NJIT, 1/23/21	10/11
= Dan Oladapo	Youngstown State, 1/15/21	11/10
= Dan Oladapo	at Green Bay, 1/8/21	20/18
= Dan Oladapo	at Detroit, 12/26/20	16/13
= Dan Oladapo	at UIC, 12/20/20	19/18
= Dan Oladapo	at UIC, 12/19/21	15/18
+ Mouhamadou Gueye	at Hofstra, 12/9/20	12/10
*Nike Sibande	Bowling Green, 2/29/20	24/11
= Dan Oladapo	Green Bay, 2/23/20	17/17
*Nike Sibande	at Akron, 2/22/20	14/11
= Dan Oladapo	Milwaukee, 2/21/20	12/11
+ Mouhamadou Gueye	Binghamton, 1/22/20	16/10
*Nike Sibande	at Ball State, 1/18/20	16/10
*Nike Sibande	Kent State, 1/14/20	25/10
*Nike Sibande	Bradley, 12/21/19	18/11
*Nike Sibande	vs. Drake, 11/25/19	16/11
= Dan Oladapo	Hartford, 11/18/19	12/12
= Dan Oladapo	Goshen, 11/5/19	21/12
*Nike Sibande	at Akron, 3/11/19	25/10
*Nike Sibande	Kent State, 3/5/19	21/10
*Nike Sibande	at Ohio, 2/17/18	22/10

* at Miami [Ohio]

+ at Stony Brook

= at Oakland

- Odukale converted three and-ones and finished with 13 points, five rebounds and three assists against Notre Dame. He scored a driving layup with 33 seconds remaining to give the Panthers a 67-66 lead.
- Odukale knocked down a pair of three-point field goals and finished with 14 points at Syracuse.
- Odukale had 10 points, four rebounds, four assists and two steals in a win over Louisville.
- Odukale knocked down two threes and finished with 10 points at Clemson to extend his double-figure scoring streak to a career-best five games.
- Odukale scored a team-high 16 points and added five rebounds at Boston College. He went 7-of-9 from the foul line in the contest.
- Odukale went 10-of-14 from the field and finished with a game-high 23 points at Wake Forest.
- Odukale matched a career high with five three-point field goals, while going 8-of-11 overall from the field in a 25-point effort against Virginia Tech. He added a career-high six steals at home versus the Hokies.
- Odukale scored 22 of his 25 points in the second half against Virginia Tech, tied for ninth most points in a half by a Panther.

Pitt • Points in a Half (since 1970-71)

Rk	Player, Opponent, Date	Pts
1.	Jamel Artis, at Louisville, 1/11/17	32
2.	Jason Maile, Villanova, 2/12/97	28
	Demetreus Gore, vs. Wisconsin, 12/30/86	28
4.	Larry Harris, Syracuse, 12/6/75	27
5.	Carl Krauser, vs. Pacific, 3/17/05	25
	C. Troutman, at Connecticut, 1/22/05	25
	Larry Harris, at Maryland, 2/15/77	25
8.	Kent Scott, at West Virginia, 3/3/70	23
9.	Femi Odukale, Virginia Tech, 2/5/22	22
	Jamel Artis, Bryant, 2/2/15	22
	Brian Shorter, vs. Oklahoma, 1/15/89	22
	Larry Harris, Syracuse, 1/14/78	22
	Billy Knight, Notre Dame, 1/17/73	22

GUEYE FILLING THE STAT SHEET

- **Mouhamadou Gueye** is averaging 8.8 points and 6.0 rebounds in 28.2 minutes per game. He leads the team in blocks (43) and three-point field goals (27).
- Gueye is the only player in the ACC to lead his team in blocks and three-point field goals. He is attempting to become the first Pitt player to lead the team in both categories.
- Gueye ranks fourth in the ACC in blocks per game (1.87 bpg.) and is attempting to become the first Panther since Steven Adams (2013-14) to average 2.0 blocks per game or better.
- Gueye has recorded two or more blocks in 48 of 77 career games. He posted a season-high five blocks in Pitt's outing at Clemson.
- Gueye has grabbed five or more rebounds in 58 of 77 career games. He is averaging 6.5 rebounds per game for his career.
- Gueye grew 10 inches over the course of his high school career and has grown an additional three inches in college to now stand at 6-10 with an 87 inch wing span.
- Gueye recorded his first double-figure scoring game as a Panther and the 19th of his career at West Virginia. He finished with 10 points, four rebounds, two assists, one steal and three blocks against the Mountaineers.

- Gueye made a career-best four three-point field goals and finished with 14 points to go along with six rebounds and a blocked shot against UMBC.
- Gueye grabbed 11 rebounds, including three offensive boards, versus Minnesota.
- Gueye finished with 10 points, six rebounds and two blocks in a win over Colgate. He converted a three-point play in the closing minute of play to tie the game.
- Gueye scored a season-high 15 points and added six rebounds and three blocks in a win at St. John's. He went 6-of-6 from the free throw line to extend his streak to 12 consecutive made free throws.
- Gueye recorded his first double-double as a Panther against Jacksonville. He finished the game with season highs in points (15), rebounds (12), assists (4) and blocks (4).
- Gueye knocked down three three-point field goals and finished with 14 points, five rebounds, three assists and two blocks against Notre Dame.
- Gueye matched a season high with 15 points on 6-of-12 shooting at Louisville. He added three blocks in the contest.
- Gueye averaged 14.8 points, 6.0 rebounds and 3.0 blocks per game over a four-game stretch from Dec. 21 - Jan. 5. He was 21-of-42 (.500) from the field, including 8-of-19 (.421) from three-point range, and 9-of-11 (.818) from the foul line in that span.
- Gueye posted a double-double with 14 points and 10 rebounds to go along with four assists and two steals at Syracuse.
- Gueye recorded 10 points, eight rebounds, two assists, two steals and four blocks in a win over Louisville.
- Gueye scored a career-high 19 points and added 10 rebounds, two assists and three blocks in a home win over Syracuse.
- Gueye knocked down a pair of threes and finished with 13 points and five rebounds at home against Virginia Tech. It was his seventh multi-three game of the season.

ACC • Blocks Per Game Leaders

Rk	Player, Team	BPG
1.	Mark Williams, Duke	3.14
2.	Jesse Edwards, Syracuse	2.87
3.	Kadin Shedrick, Virginia	2.39
4.	Mouhamadou Gueye, Pitt	1.87
5.	Ebenezer Dowuona, NC State	1.78

HORTON RETURNS

- **Ithiel Horton**, one of the top returning three-point threats in the ACC, averaged 8.9 points and making 43 three-point field goals last season.
- Horton has scored 660 points (11.2 ppg.) and made 128 three-point field goals in 59 career games at the Division I level. He is shooting 39.6 percent (128-of-323) from beyond the arc in his career.
- Horton was suspended following an off campus incident Nov. 6. Due to the nature of the incident involving Horton, he was suspended automatically from practice and competition privileges until the legal process has been completed to the satisfaction of the University.
- Horton was reinstated to the team Dec. 30 and began practicing the following day.
- Horton scored 13 points and added four rebounds in his season debut at Louisville. He was 5-of-9 from the field, including 3-of-5 from three-point range.

- Horton missed six games from Jan. 8-25 after charges were refiled after his case was dismissed by a judge Dec. 30.
- Horton's case was resolved Jan. 26 and he was reinstated to the program immediately.
- Horton knocked down three three-point field goals and finished with 11 points, three rebounds and two steals at Boston College.

EZ [EAKUDO] DOES IT

- Former walk-on guard **Onyebuchi Ezeakudo** has worked his way into the starting lineup and was placed on scholarship for the Panthers. He has started each of the past seven games and 10 games overall.
- Ezeakudo is averaging 2.7 points, 1.9 rebounds and 1.4 assists in 21.0 minutes per game, while shooting a team-high 44.7 percent (17-of-38) from three-point range.
- Ezeakudo made his first start of the season at Virginia. He knocked down a pair of three-point field goals and finished with eight points and three rebounds.
- Ezeakudo scored a career-high 11 points in a home win over Syracuse. He went 4-of-6 from the field, including 3-of-4 from three-point range, and added three rebounds and three steals.
- Ezeakudo knocked down a pair of three-point field goals and finished with eight points, a career-high four assists and two steals at Wake Forest.
- Ezeakudo scored eight points and went 2-of-3 from three-point range at home against Virginia Tech.

JEFFRESS ACTIVE ON THE BOARDS

- Sophomore **William Jeffress** has been active on the boards in 2021-22, collecting five or more rebounds in a game eight times. He has also grabbed at least two offensive rebounds six times.
- Jeffress recorded eight points and seven rebounds at West Virginia while also limiting Taz Sherman to just 6-of-20 shooting from the field.
- Jeffress posted a career-best nine rebounds to go along with seven points and three steals in a win over UNC Wilmington.
- Jeffress delivered seven points, six rebounds and a career-high four assists with no turnovers in a win over Towson.
- Jeffress made a career-high three three-point field goals and finished with nine points and eight rebounds against UMBC.
- Jeffress matched a career high with nine points to go along with three rebounds and two blocks in a win over Colgate.
- Jeffress grabbed six rebounds, including three offensive rebounds, at Clemson.

EFFICIENCY FROM OLADAPO

- **Dan Oladapo** is averaging 3.3 points per game, while going 20-of-25 (.800) from the field in 10.7 minutes per game.
- Oladapo went 4-of-4 from the field to finish with eight points at West Virginia. He grabbed three rebounds, including a pair of offensive boards in the contest.
- Oladapo had nine points against UNC Wilmington in his first start as a Panther. He added five rebounds, including four offensive boards, in the win.

- Oladapo scored 11 points and added four rebounds and two assists in a win over Towson. He went 4-of-4 from the field and 3-of-4 from the foul line against the Tigers.
- Oladapo missed Pitt's game at Louisville due to health and safety protocols.

SANTOS MAKES EARLY START

- **Nate Santos** became the 22nd freshman in program history to start the season opener. The Panthers have started at least one freshman in the season opener in each of Jeff Capel's four seasons.
- Santos set season highs in points (14), rebounds (8), three-point field goals (4) and steals (2) in a win over Towson. His four three-point field goals against the Tigers is tied for the eighth most in a game by a Pitt freshman.
- Santos finished with 11 points and a team-high six rebounds against Vanderbilt.

TRANSFER PORTAL ADDITIONS

- Pitt used the transfer portal to add three impact players who have produced at the Division I level. **Jamarius Burton** (Wichita State/Texas Tech), **Mouhamadou Gueye** (Stony Brook) and **Dan Oladapo** (Oakland) have now combined for 2,291 points, 1,347 rebounds and 516 assists over 267 career games.
- Burton averaged 7.0 points, 3.0 rebounds and 2.8 assists per game over 90 career contests (56 starts) over three seasons at Wichita State and Texas Tech. As a sophomore, he averaged 10.3 points, 3.5 rebounds and 3.4 assists, while shooting 38 percent from three-point range for the Shockers.
- Gueye averaged 9.7 points, 7.1 rebounds and 3.1 blocks per game and was named America East Defensive Player of the Year last season at Stony Brook. He set school records for blocks per game in a season and career blocks per game (2.38 bpg.).
- Oladapo posted 12.9 points, 8.8 rebounds, 1.7 assists and 1.1 steals per game, while shooting 56.9 percent from the field a year ago at Oakland. He finished the season ninth in the NCAA in offensive rebound (3.8 orpg.) and was a Second Team All-Horizon League selection.

Division I Career Totals

Player	GP/GS	Pts	Rebs	Asts	Stls	Blks
Mouhamadou Gueye	77/43	649	498	120	43	173
Jamarius Burton	111/73	914	350	309	84	13
Dan Oladapo	79/58	738	499	97	57	15
Totals	267/174	2291	1347	516	184	201

SIBANDE TO MISS SEASON

- **Nike Sibande** will miss the 2021-22 season after suffering a torn ACL in the first half of Pitt's exhibition win over Gannon Nov. 1.
- Sibande will seek a medical redshirt to receive an additional season of eligibility. He underwent successful surgery his knee Nov. 19.
- Sibande has totaled 1,570 points, 532 rebounds, 155 assists and 96 steals in 111 career games (103) at Miami [Ohio] and Pitt. Last season, he averaged 6.9 points and 3.0 rebounds in 19.6 minutes per game after missing the first seven games of the season while waiting on NCAA eligibility ruling.

- Sibande closed the 2020-21 season on a high note averaging 15.0 points, 6.2 rebounds and 2.6 assists over the final five games of the season. He posted a season-best 24 points with five three-point field goals in the opening round of the ACC Tournament against Miami.

ONE POSSESSION GAMES

- Pitt has played 21 games decided by three points or fewer under **Jeff Capel**. The Panthers are 9-12 in those contests, including a 1-7 mark in one-point games.
- The Panthers have played five or more games decided by three points or fewer in three of the past four seasons.

One Possession Games under Jeff Capel

Season	Total
2021-22	7
	Boston College (1/8/22) - W, 69-67
	at Louisville (1/5/22) - L, 75-72
	Notre Dame (12/28/21) - L, 68-67
	at St. John's (12/18/21) - W, 59-57
	Colgate (12/9/21) - W, 71-68
	at Virginia (12/3/21) - L, 54-56
	Minnesota (11/30/21) - L, 54-53
2020-21	5
	at Northwestern (12/9/20) - W, 71-70
	at Syracuse (1/6/21) - W, 63-60
	at Wake Forest (1/23/21) - L, 76-75
	NC State (2/17/21) - L, 74-73
	at NC State (2/28/21) - L, 65-62
2019-20	3
	Florida State (11/6/19) - W, 63-61
	Boston College (1/22/20) - W, 74-72
	Virginia (2/22/20) - L, 59-56
2018-19	6
	vs. Saint Louis (11/21/18) - W, 75-73
	at Iowa (11/27/18) - L, 69-68
	Niagara (12/3/18) - L, 71-70
	Louisville (1/9/19) - W, 89-86 OT
	at Wake Forest (2/5/19) - L, 78-76
	NC State (2/9/19) - L, 79-76

ONE-POINT GAMES

- Pitt has played three one-point games on the season, tied for sixth most in a season. The Panthers are 0-3 in one-point games, marking just the fifth time in program history the team has dropped three one-point games in a season. Pitt also dropped three one-point games in the 1991-92, 1988-89, 1979-80 and 1932-33 seasons.

One-Point Games in a Season

Rk	Season	Total
1.	1926-27	5
	Syracuse (1/8/27) - W, 29-28 OT	
	at Washington & Jefferson (1/11/27) - W, 27-26	
	Carnegie Tech (1/14/27) - L, 25-24	
	at Allegheny (3/9/27) - W, 25-24	
	at Penn State (3/12/27) - L, 35-34	
2.	2007-08	4
	at Washington (12/8/07) - W, 75-74	
	vs. Duke (12/20/07) - W, 65-64	
	at Villanova (1/6/08) - L, 64-63	
	West Virginia (2/7/08) - W, 55-54	
	1997-98	4
	Lafayette (12/22/97) - W, 67-66	
	Rutgers (1/17/98) - W, 86-85	
	at Georgetown (2/17/98) - W, 80-79	
	Providence (2/21/98) - W, 73-72	

1979-80	4
	St. Bonaventure (12/15/79) - W, 71-70
	at Cincinnati (12/19/79) - L, 61-60
	at Duquesne (2/10/80) - L, 67-66
	West Virginia (2/16/80) - L, 67-66
1975-76	4
	Duquesne (12/5/75) - L, 75-74
	Ohio (12/13/75) - W, 72-71
	Evansville (12/23/75) - L, 62-61
	at George Washington (1/10/76) - L, 74-73 3OT
6. 2021-22	3
	Notre Dame (12/28/21) - L, 68-67
	at Virginia (12/3/21) - L, 57-56
	Minnesota (11/30/21) - L, 54-53
2020-21	3
	at Northwestern (12/9/20) - W, 71-70
	at Wake Forest (1/23/21) - L, 76-75
	NC State (2/17/21) - L, 74-73
2000-01	3
	Nebraska (12/2/00) - W, 52-51
	at Duquesne (12/21/00) - L, 71-70
	at West Virginia (2/8/01) - L, 69-68
1998-99	3
	Connecticut (12/12/98) - L, 70-69
	at Boston College (2/21/98) - W, 67-66
	Seton Hall (2/27/98) - W, 59-58
1995-96	3
	at West Virginia (1/5/96) - W, 84-83 OT
	at Rutgers (1/17/96) - L, 78-77
	Rutgers (2/20/96) - L, 71-70
1991-92	
	vs. NC State (12/2/91) - L, 78-77
	at West Virginia (12/14/91) - L, 86-85
	at New Orleans (12/28/91) - L, 78-77 OT
1989-90	3
	vs. Georgia Tech (12/4/89) - L, 93-92
	at St. John's (1/13/90) - L, 71-70
	St. John's (2/26/90) - L, 76-75
1988-89	3
	Siena (11/28/88) - L, 80-79
	at Villanova (1/28/89) - L, 79-78
	Villanova (2/20/89) - W, 73-72
1987-88	3
	vs. Florida State (12/28/87) - W, 72-71
	at Providence (2/16/88) - W, 87-86
	at Syracuse (3/6/88) - W, 85-84
1985-86	3
	Providence (1/14/86) - W, 71-70
	St. John's (1/25/86) - L, 68-67
	vs. Georgetown (3/6/86) - L, 57-56
1982-83	3
	at Florida State (12/22/82) - W, 75-74
	St. John's (2/1/83) - W, 72-71
	at Connecticut (2/5/83) - W, 72-71 OT
1981-82	3
	vs. Tennessee (12/29/81) - W, 55-54
	at Temple (1/4/82) - W, 60-59
	at Duquesne (2/14/82) - W, 69-68
1976-77	3
	Virginia (12/4/76) - L, 62-61
	Duquesne (12/11/76) - L, 79-78
	Cincinnati (2/2/77) - W, 65-64
1962-63	3
	at Miami (12/28/62) - L, 86-85
	West Virginia (2/2/63) - L, 68-67
	at West Virginia (2/13/63) - W, 69-68
1942-43	3
	Bethany (12/17/42) - W, 44-43
	Penn State (1/16/43) - W, 38-37
	at Army (2/10/43) - W, 31-30
1936-37	3
	Westminster (2/3/37) - W, 32-31
	Duquesne (2/10/37) - W, 51-50
	at Duquesne (2/24/37) - L, 32-31

1934-35	3
Carnegie Tech (1/8/35) - W, 38-37	
West Virginia (1/26/35) - W, 35-34	
Duquesne (2/8/35) - W, 35-34	
1932-33	3
Duquesne (1/13/33) - L, 26-25	
Duquesne (2/17/33) - L, 25-24	
at Georgetown (2/24/33) - L, 28-27	
1923-24	3
Grove City (1/25/24) - L, 29-28	
at Lafayette (2/8/24) - W, 18-17	
Penn State (2/15/24) - W, 31-30	

NARROWEST OF DEFEATS

• Pitt dropped a pair of one-point decisions in consecutive games on baskets following an offensive rebound in the closing seconds of play against Minnesota (54-53) and at Virginia (57-56). The Panthers have dropped consecutive games each by one point just two times in program history.

Back-to-Back One-Point Defeats

Season	Game 1	Game 2
1932-33	Duquesne, 25-24	at Georgetown, 28-27
2021-22	Minnesota, 54-53	at Virginia, 57-56

20-POINT TANDEM IN THE OPENER

• **John Hugley** (27) and **Femi Odukale** (20) each topped the 20-point mark in the season opener, becoming the ninth Pitt tandem in the past 36 seasons to accomplish that feat.

Season Opening 20+Pt Tandems Since 1986-87

Date	Opponent	Players
11/9/21	The Citadel	Hugley (27), Odukale (20)
11/11/16	Eastern Mich.	Artis (27), Young (26)
11/11/11	Albany	Woodall (25), Gibbs (21)
11/8/10	Rhode Island	Wanamaker (24), Gibbs (22)
11/9/07	Houston Bap.	Young (22), Blair (20)
11/17/97	Bucknell	Greer (21), Cummings (20)
11/28/89	Siena	Shorter (29), Martin (21), Porter (21)
11/28/87	Robert Morris	Smith (23), Gore (21)
11/29/86	Indiana [Pa.]	Aiken (27), Smith (22)

ARMS LENGTH AWAY

• Pitt has the opportunity to be a disruptive defensive unit with several players possessing plus wingspans. Average wingspan is typically equal to a person's height.

Pitt • Top Wingspans (in inches)

Player	Height	Wingspan	Dif
Chris Payton	79	86	+7
William Jeffress	79	86	+7
Femi Odukale	77	83	+7
Mouhamadou Gueye	82	87	+5
Max Amadasun	82	86	+4

NEWCOMER ELIGIBILITY

• Pitt has added five newcomers to the 2021-22 roster, including four transfers. Listed below are the Panthers' transfers along with years of eligibility remaining.

• **Mouhamadou Gueye** is the lone scholarship player who will exhaust his eligibility this season.

Player	Year	Seasons of Eligibility Remaining
Mouhamadou Gueye	Grad	1
Jamarius Burton	Sr.	2
Dan Oladapo	Sr.	2
Chris Payton	Jr.	3

ODUKALE RECEIVES PRESEASON BUMP FROM SI.COM

• Sophomore **Femi Odukale** was named one of the top breakout player candidates by SI.com heading into the 2021-22 season.

• Odukale was joined on the list by Efe Abogidi (Washington State), Andre Curbelo (Illinois), Davonte Davis (Arkansas), Jaden Ivey (Purdue), Colby Jones (Xavier), Keegan Murray (Iowa), Jabari Walker (Colorado) and Mark Williams (Duke).

PRESEASON ACC PROJECTIONS

• Pitt was picked to finish 14th in the Atlantic Coast Conference as voted upon by the league's media in October.

2021-22 ACC Predicted Order of Finish

Rk	School	Points
1.	Duke	1132 (47)
2.	Florida State	1034 (14)
3.	North Carolina	1001 (5)
4.	Virginia	949 (9)
5.	Virginia Tech	857 (5)
6.	Louisville	791 (1)
7.	Syracuse	781
8.	Notre Dame	599
9.	NC State	555
10.	Georgia Tech	524
11.	Clemson	430
12.	Miami	428
13.	Wake Forest	274
14.	Pitt	253
15.	Boston College	112

First-place votes in parentheses; 81 total voters

FATHER-SON COACH COMBOS

• **Jeff Capel** is one of 18 sons of former Division I head coaches serving in the same capacity in the NCAA this season.

Father-Son Division I Head Coach Combos

Father	Son (School)
Jeff Capel II	Jeff Capel III (Pitt)
Dick Bennett	Tony Bennett (Virginia)
Kermit Davis, Sr.	Kermit Davis, Jr. (Mississippi)
Tony Barone, Sr.	Brian Barone (SIUE)
Homer Drew	Scott Drew (Baylor)
	Bryce Drew (Grand Canyon)
Kermit Davis, Sr.	Kermit Davis, Jr. (Ole Miss)
Mike Dunleavy, Sr.	Baker Dunleavy (Quinnipiac)
Jim Dutcher	Brian Dutcher (San Diego State)
Joe Gottfried	Mike Gottfried (Cal State Northridge)
Lon Kruger	Kevin Kruger (UNLV)
Don Monson	Dan Monson (Long Beach State)
Rick Pitino	Richard Pitino (New Mexico)
Ralph Willard	Kevin Willard (Seton Hall)
Dave Odom	Ryan Odom (Utah State)
Bill Musselman	Eric Musselman (Arkansas)
Skip Prosser	Mark Prosser (Winthrop)
Bo Ryan	Will Ryan (Green Bay)

FATHER-SON PITT COMBOS

• Redshirt junior guard **Curtis Aiken, Jr.**, is the son of former Panther standout and current member of the Pitt radio broadcast team Curtis Aiken. The elder Aiken scored 1,200 career points for the Panthers from 1983-1987.

• Senior guard **Chayce Smith** joined the program as a walk-on prior to the 2019-20 season. He is the son of Pitt all-time leading scorer and 1988 NBA First Round Draft selection Charles Smith (third overall).

Father-Son Pitt Combos

Father (Years)	Son (Years)
Samuel David (1945-49)	Joey David (1983-86)
Brian Generalovich (1961-64)	Brock Generalovich (1989-93)
Gilbert Johnson (1988-90)	Cameron Johnson (2014-17)
Curtis Aiken (1983-87)	Curtis Aiken, Jr. (2018-p.)
Charles Smith (1984-88)	Chayce Smith (2019-p.)

CAPEL'S CORNER

Through the generous support of the Vartabedian Family, Capel's Corner has been established in section 113 of the Petersen Events Center. Capel's Corner is an outreach effort to provide underserved youth and their families the opportunity to attend Pitt Basketball games. Tickets are being distributed through Pitt Athletics' relationship with the Ammon Community Recreation Center in the Hill District. Former Pitt standout Darelle Porter serves as one of the community leaders and as an executive director at the Ammons Center. Contact the Panthers Ticket Office via email (tickets@athletics.pitt.edu) if you are interested in supporting the Capel's Corner initiative.

2021-22 PITT MEN'S BASKETBALL ROSTER

Alphabetical

NO	NAME	POS	HT	WT	CL-EXP	HOMETOWN (HIGH SCHOOL / PREVIOUS COLLEGE)
14	Curtis Aiken, Jr.	G	6-1	200	R-JR-2L	Pittsburgh, Pa. (North Allegheny)
35	Max Amadasun	C	6-10	250	SO-1L	Dublin, Ireland (Christ Our Saviour Lutheran)
11	Jamarius Burton	G	6-4	200	SR-TR	Charlotte, N.C. (Independence / Wichita State / Texas Tech)
3	Noah Collier	F	6-8	220	SO-1L	Mullica Hill, N.J. (Westtown School [Pa.])
31	Onyebuchi Ezeakudo	G	6-1	200	SR-3L	Fort Wayne, Ind. (Homestead)
13	Aidan Fisch	F	6-5	185	SR-1L	Murrysville, Pa. (Franklin Regional)
15	Mouhamadou Gueye	F	6-10	200	GR-TR	Staten Island, N.Y. (Curtis / Stony Brook)
12	Ithiel Horton	G	6-5	200	R-JR-2L	Vauxhall, N.J. (Roselle Catholic / Delaware)
23	John Hugley	F	6-9	280	SO-1L	Cleveland, Ohio (Brush)
21	Noah Jackson	G	6-0	185	FR-HS	Pittsburgh, Pa. (Central Catholic)
24	William Jeffress	G/F	6-7	205	SO-1L	Erie, Pa. (McDowell)
2	Femi Odukale	G	6-5	205	SO-1L	Brooklyn, N.Y. (Springfield Commonwealth Academy [Mass.])
4	Dan Oladapo	F	6-7	220	SR-TR	Bladensburg, Md. (Bladensburg / Oakland)
1	Chris Payton	F	6-7	220	JR-TR	Bloomington, Ill. (Bloomington / Indian Hills CC)
5	Nate Santos	F	6-7	215	FR-HS	Geneva, Ill. (Loomis Chaffee School [Conn.])
22	Nike Sibande	G	6-4	185	SR-1L	Indianapolis, Ind. (Crispus Attucks / Miami [Ohio])
42	Chayce Smith	G	6-3	185	SR-2L	Mount Laurel, N.J. (The Kiski School [Pa.])

Numerical

NO	NAME	POS	HT	WT	CL-EXP	HOMETOWN (HIGH SCHOOL / PREVIOUS COLLEGE)
1	Chris Payton	F	6-7	220	JR-TR	Bloomington, Ill. (Bloomington / Indian Hills CC)
2	Femi Odukale	G	6-5	205	SO-1L	Brooklyn, N.Y. (Springfield Commonwealth Academy [Mass.])
3	Noah Collier	F	6-8	220	SO-1L	Mullica Hill, N.J. (Westtown School [Pa.])
4	Dan Oladapo	F	6-7	220	SR-TR	Bladensburg, Md. (Bladensburg / Oakland)
5	Nate Santos	F	6-7	215	FR-HS	Geneva, Ill. (Loomis Chaffee School [Conn.])
11	Jamarius Burton	G	6-4	200	SR-TR	Charlotte, N.C. (Independence / Wichita State / Texas Tech)
12	Ithiel Horton	G	6-5	200	R-JR-2L	Vauxhall, N.J. (Roselle Catholic / Delaware)
13	Aidan Fisch	F	6-5	185	SR-1L	Murrysville, Pa. (Franklin Regional)
14	Curtis Aiken, Jr.	G	6-1	200	R-JR-2L	Pittsburgh, Pa. (North Allegheny)
15	Mouhamadou Gueye	F	6-10	200	GR-TR	Staten Island, N.Y. (Curtis / Stony Brook)
21	Noah Jackson	G	6-0	185	FR-HS	Pittsburgh, Pa. (Central Catholic)
22	Nike Sibande	G	6-4	185	SR-1L	Indianapolis, Ind. (Crispus Attucks / Miami [Ohio])
23	John Hugley	F	6-9	280	SO-1L	Cleveland, Ohio (Brush)
24	William Jeffress	G/F	6-7	205	SO-1L	Erie, Pa. (McDowell)
31	Onyebuchi Ezeakudo	G	6-1	200	SR-3L	Fort Wayne, Ind. (Homestead)
35	Max Amadasun	C	6-10	250	SO-1L	Dublin, Ireland (Christ Our Saviour Lutheran)
42	Chayce Smith	G	6-3	185	SR-2L	Mount Laurel, N.J. (The Kiski School [Pa.])

Pitt Staff

Head Coach: Jeff Capel (Duke, '97)

Associate Head Coach: Tim O'Toole (Fairfield, '87)

Associate Head Coach: Milan Brown (Howard, '93)

Assistant Coach: Jason Capel (North Carolina, '02)

Chief of Staff: Kyle Cieplicki (Vermont, '08)

Assistant AD of Scouting: Jake Presutti (Syracuse '08)

Director of Basketball Operations: Brian Regan (St. Vincent College, '88)

Strength & Conditioning Coach: Garry Christopher (Baylor, '08)


Trainer: Daniel Anthony (Missouri State, '11)

Graduate Manager: Robert Blose (Pitt, '21)

Pronunciations

Max AMADASUN	Ah-mad-a-sun
JAMARIUS Burton	Ja-Mar-e-us
ONYEBUCHI EZEAKUDO	O-nee-boochee Ez-e-ah-kooduh
MOUHAMADOU GUEYE	MO-hahm-a-do Ghee
ITHIEL Horton	ith-E-all
John HUGLEY	Hugh-glee
William JEFFRESS	Jeff-ress
FEMI ODUKALE	Femmie O-due-callie
Dan OLADAPO	O-la-dap-O
NIKE SIBANDE	Nikee Sii-BAN-dee
CHAYCE Smith	Chase

TV / RADIO HEAD SHOT ROSTER



1
Chris Payton
 F • JR-TR • 6-7 • 220
 Bloomington, Ill.



2
Femi Odukale
 G • SO-1L • 6-5 • 205
 Brooklyn, N.Y.



3
Noah Collier
 F • SO-1L • 6-8 • 220
 Mullica Hill, N.J.




4
Dan Oladapo
 F • SR-TR • 6-7 • 220
 Bladensburg, Md.



5
Nate Santos
 G • FR-HS • 6-7 • 215
 Geneva, Ill.



11
Jamarius Burton
 G • SR-TR • 6-4 • 200
 Charlotte, N.C.



12
Ithiel Horton
 G • R-JR-2L • 6-5 • 200
 Vauxhall, N.J.




13
Aidan Fisch
 F • SR-1L • 6-5 • 185
 Murrysville, Pa.



14
Curtis Aiken, Jr.
 G • R-JR-2L • 6-1 • 200
 Pittsburgh, Pa.



15
Mouhamdou Gueye
 F • GR-TR • 6-10 • 200
 Staten Island, N.Y.



21
Noah Jackson
 G • FR-HS • 6-0 • 185
 Pittsburgh, Pa.



22
Nike Sibande
 G • SR-1L • 6-4 • 185
 Indianapolis, Ind.



23
John Hugley
 F • SO-1L • 6-9 • 280
 Cleveland, Ohio



24
William Jeffress
 G/F • SO-1L • 6-7 • 205
 Erie, Pa.



31
Onyebuchi Ezeakudo
 G • SR-3L • 6-1 • 200
 Fort Wayne, Ind.



35
Max Amadasun
 C • SO-1L • 6-10 • 250
 Dublin, Ireland



42
Chayce Smith
 G • SR-1L • 6-3 • 185
 Mount Laurel, N.J.



Jeff Capel
 Head Coach



Tim O'Toole
 Associate Head Coach



Milan Brown
 Associate Head Coach



Jason Capel
 Assistant Coach



CHRIS PAYTON | #1

JR-TR • F • 6-7 • 210

Bloomington, Ind. • Bloomington / Indian Hills CC



Opponent	Date	GS	MIN	Total		3-Pointers		Free throws		Rebounds				PF	A	TO	BLK	STL	PTS	AVG
				FG-FGA	PCT	3FG-3FGA	PCT	FT-FTA	PCT	OFF	DEF	TOT	AVG							
The Citadel	11/09/2021		03:12	0-0	.000	0-0	.000	0-0	.000	0	1	1	1.0	1	0	0	0	0	0	0.0
at West Virginia	11/12/2021		01:59	0-0	.000	0-0	.000	0-0	.000	0	1	1	1.0	1	0	1	0	1	0	0.0
UNCW	11/16/2021		06:02	0-0	.000	0-0	.000	1-2	.500	1	0	1	1.0	0	0	1	1	0	1	0.3
Towson	11/19/2021		05:10	1-1	1.000	0-0	.000	0-0	.000	0	1	1	1.0	1	0	1	0	0	2	0.8
Vanderbilt	11/24/2021		01:34	0-0	.000	0-0	.000	0-0	.000	0	0	0	0.8	1	1	0	0	0	0	0.6
Monmouth	12/12/2021		05:44	1-1	1.000	0-0	.000	0-0	.000	1	1	2	1.0	0	0	1	0	0	2	0.8
Jacksonville	12/21/2021		00:57	0-0	.000	0-0	.000	0-0	.000	0	0	0	0.9	0	0	0	0	0	0	0.7
at Syracuse	01/11/2022		01:21	1-1	1.000	0-0	.000	0-0	.000	0	0	0	0.8	0	0	0	0	0	2	0.9
Louisville	01/15/2022		01:14	0-0	.000	0-0	.000	0-0	.000	0	0	0	0.7	0	0	0	0	0	0	0.8
at Clemson	01/22/2022		06:07	1-2	.500	1-1	1.000	0-1	.000	1	0	1	0.7	0	1	1	0	0	3	1.0
Syracuse	01/25/2022		02:15	0-0	.000	0-0	.000	0-0	.000	0	2	2	0.8	1	0	0	0	0	0	0.9
at Boston College	01/30/2022		04:28	0-1	.000	0-0	.000	0-0	.000	1	0	1	0.8	1	0	0	0	0	0	0.8
Totals		0	40:02	4-6	.667	1-1	1.000	1-3	.333	4	6	10	0.8	6	2	5	1	1	10	0.8

		Field Goals		3-Point		F-Throws		Rebounds				Scoring									
SEASON	TEAM	GP-GS	MIN/AVG	FG-FGA	FG%	3FG-3FGA	3FG%	FT-FTA	FT%	OFF	DEF	TOT	AVG	PF	FO	A	TO	BLK	STL	PTS	AVG
2021-22	Pitt	12-0	40/3.3	4-6	.667	1-1	1.000	1-3	.333	4	6	10	0.8	6-0	2	5	1	1	1	10	0.8
TOTAL		12-0	40/3.3	4-6	.667	1-1	1.000	1-3	.333	4	6	10	0.8	6-0	2	5	1	1	1	10	0.8

CAREER HIGHS

Points	3, at Clemson, 1/22/22	2021-22	Career
FG	1, 4x; last at Clemson, 1/22/22	-	-
FGA	2, at Clemson, 1/22/22	-	-
3FG	1, at Clemson, 1/22/22	-	-
3FGA	1, at Clemson, 1/22/22	-	-
FT	1, vs. UNC Wilmington 11/16/21	-	-
FTA	2, vs. UNC Wilmington 11/16/21	-	-
Rebounds	2, 2x; last vs. Syracuse, 1/25/22	-	-
Off. Rebounds	1, 4x; last at Boston College, 1/30/22	-	-
Def. Rebounds	1, 4x; vs. Monmouth, 12/12/21	-	-
Assists	1, 2x; last at Clemson, 1/22/22	-	-
Steals	1, at West Virginia 11/12/21	-	-
Blocks	1, vs. UNC Wilmington 11/16/21	-	-
Minutes	6, 2x; last at Clemson, 1/22/22	2	2
Double-Figure Points		-	-
Double-Figure Rebounds		-	-
5 or more Rebounds		-	-
2 or more Blocks		-	-
2 or more Steals		-	-
20+ Minutes		-	-
30+ Minutes		-	-
Dunks		2	2



FEMI ODUKALE | #2

SO-1L • G • 6-5 • 185

Brooklyn, N.Y. • Springfield Commonwealth Academy [Mass.]



Opponent	Date	GS	MIN	Total		3-Pointers		Free throws		Rebounds				PF	A	TO	BLK	STL	PTS	AVG
				FG-FGA	PCT	3FG-3FGA	PCT	FT-FTA	PCT	OFF	DEF	TOT	AVG							
The Citadel	11/09/2021	*	36:02	8-14	.571	1-1	1.000	3-9	.333	2	2	4	4.0	4	4	3	0	3	20	20.0
at West Virginia	11/12/2021	*	31:38	2-7	.286	0-0	.000	3-5	.600	1	1	2	3.0	2	4	8	1	2	7	13.5
UNCW	11/16/2021	*	34:47	5-12	.417	0-1	.000	5-9	.556	2	5	7	4.3	1	3	2	1	0	15	14.0
Towson	11/19/2021	*	19:12	1-6	.167	1-3	.333	1-4	.250	0	2	2	3.8	0	4	3	1	0	4	11.5
Vanderbilt	11/24/2021	*	31:51	3-5	.600	1-1	1.000	7-7	1.000	0	1	1	3.2	2	2	1	1	0	14	12.0
UMBC	11/27/2021	*	32:10	5-12	.417	2-5	.400	7-8	.875	2	5	7	3.8	5	4	3	0	0	19	13.2
Minnesota	11/30/2021	*	30:12	2-8	.250	0-3	.000	2-2	1.000	1	4	5	4.0	2	5	4	1	2	6	12.1
Colgate	12/09/2021		22:07	0-4	.000	0-3	.000	3-8	.375	0	1	1	3.6	1	3	0	1	0	3	11.0
Monmouth	12/12/2021		28:21	3-9	.333	1-3	.333	7-8	.875	1	4	5	3.8	4	2	3	0	1	14	11.3
at St. John's (NY)	12/18/2021	*	37:30	1-12	.083	0-3	.000	4-6	.667	1	5	6	4.0	3	3	5	0	0	6	10.8
Jacksonville	12/21/2021	*	36:02	9-13	.692	5-7	.714	5-10	.500	0	2	2	3.8	1	3	1	1	0	28	12.4
Notre Dame	12/28/2021	*	39:01	4-10	.400	0-1	.000	5-7	.714	1	4	5	3.9	3	3	0	0	0	13	12.4
at Louisville	01/05/2022	*	36:33	2-8	.250	0-4	.000	3-5	.600	2	2	4	3.9	5	3	3	0	1	7	12.0
Boston College	01/08/2022	*	32:37	4-10	.400	1-3	.333	2-2	1.000	0	3	3	3.9	5	4	4	0	1	11	11.9
at Syracuse	01/11/2022	*	40:00	4-9	.444	2-4	.500	4-8	.500	0	2	2	3.7	3	3	1	0	2	14	12.1
Louisville	01/15/2022	*	38:50	4-13	.308	1-5	.200	1-4	.250	1	3	4	3.8	1	4	2	0	2	10	11.9
Virginia	01/19/2022	*	31:07	3-7	.429	0-0	.000	4-5	.800	1	2	3	3.7	3	3	3	0	0	10	11.8
at Clemson	01/22/2022	*	30:37	3-9	.333	2-7	.286	2-2	1.000	0	3	3	3.7	4	3	3	0	0	10	11.7
Syracuse	01/25/2022	*	32:20	1-8	.125	0-5	.000	0-1	.000	1	1	2	3.6	3	2	4	1	0	2	11.2
at Boston College	01/30/2022	*	31:28	4-11	.364	1-2	.500	7-9	.778	4	1	5	3.7	3	2	1	1	1	16	11.5
at Wake Forest	02/02/2022	*	35:23	10-14	.714	2-3	.667	1-3	.333	1	2	3	3.6	5	2	2	0	2	23	12.0
Virginia Tech	02/05/2022	*	36:27	8-11	.727	5-7	.714	4-4	1.000	0	0	0	3.5	3	3	3	0	6	25	12.6
Totals			20 724:16	86-212	.406	25-71	.352	80-126	.635	21	55	76	3.5	63	69	59	9	23	277	12.6

SEASON	TEAM	GP-GS	MIN/AVG	Field Goals		3-Point		F-Throws		Rebounds				Scoring						
				FG-FGA	FG%	3FG-3FGA	3FG%	FT-FTA	FT%	OFF	DEF	TOT	AVG	PF-FO	A	TO	BLK	STL	PTS	AVG
2020-21	Pitt	22-5	449/20.4	51-110	.464	8-24	.333	36-73	.493	10	46	56	2.5	33-0	49	34	5	19	146	6.6
2021-22	Pitt	22-20	724/32.9	86-212	.406	25-71	.352	80-126	.635	21	55	76	3.5	63-4	69	59	9	23	277	12.6
TOTAL		44-25	1173/26.7	137-322	.425	33-95	.347	116-199	.583	31	101	132	3.0	96-4	118	93	14	42	423	9.6

CAREER HIGHS

Points	28, 2x; last vs. Jacksonville, 12/21/21	2021-22	Career
FG	11, vs. Miami, 3/9/21	20+	5
FGA	16, vs. Miami, 3/9/21	Double-Figure Points	19
3FG	5, 2x; last vs. Virginia Tech, 2/5/22	5 or more Rebounds	8
3FGA	7, 2x; last vs. Virginia Tech, 2/5/22	4 or more Assists	10
FT	7, 4x; last at Boston College, 1/30/22	2 or more 3PT FG	9
FTA	10, vs. Jacksonville, 12/21/21	2 or more Steals	11
Rebounds	7, 3x; last vs. UMBC, 11/27/21	20+ Minutes	34
Off. Rebounds	4, at Boston College, 1/30/22	30+ Minutes	24
Def. Rebounds	5, 4x; last vs. St. John's, 12/18/21	Dunks	8
Assists	8, vs. Syracuse, 1/16/21	Offensive Fouls Drawn	13
Steals	6, vs. Virginia Tech, 2/5/22		
Blocks	1, 1x; last at Boston College, 1/30/22		
Minutes	40, at Syracuse, 1/11/22		



NOAH COLLIER | #3

SO-1L • F • 6-8 • 210

Mullica Hills, N.J. • Westtown School [Pa.]



Opponent	Date	GS	MIN	Total		3-Pointers		Free throws		Rebounds				PF	A	TO	BLK	STL	PTS	AVG
				FG-FGA	PCT	3FG-3FGA	PCT	FT-FTA	PCT	OFF	DEF	TOT	AVG							
The Citadel	11/09/2021		14:53	1-2	.500	0-0	.000	1-4	.250	2	1	3	3.0	2	0	0	1	0	3	3.0
at West Virginia	11/12/2021		06:10	0-0	.000	0-0	.000	0-0	.000	0	1	1	2.0	2	1	0	0	0	0	1.5
UNCW	11/16/2021		05:40	0-1	.000	0-0	.000	0-0	.000	0	1	1	1.7	0	0	0	0	0	1.0	1.0
Towson	11/19/2021		20:34	3-3	1.000	0-0	.000	1-3	.333	1	1	2	1.8	3	0	0	1	1	7	2.5
Vanderbilt	11/24/2021		17:03	0-0	.000	0-0	.000	0-0	.000	1	2	3	2.0	3	0	1	0	0	0	2.0
UMBC	11/27/2021		10:09	1-1	1.000	0-0	.000	0-0	.000	1	2	3	2.2	1	0	0	0	0	2	2.0
Minnesota	11/30/2021		05:02	1-1	1.000	0-0	.000	0-0	.000	0	1	1	2.0	0	0	0	0	0	2	2.0
at Virginia	12/03/2021		04:36	1-1	1.000	0-0	.000	0-2	.000	0	0	0	1.8	0	0	0	0	0	2	2.0
Colgate	12/09/2021		18:49	0-2	.000	0-0	.000	0-0	.000	4	2	6	2.2	3	1	1	0	0	0	1.8
Monmouth	12/12/2021		02:40	0-0	.000	0-0	.000	0-0	.000	0	0	0	2.0	0	0	0	0	0	0	1.6
at St. John's (NY)	12/18/2021		14:59	2-5	.400	0-0	.000	0-0	.000	2	0	2	2.0	0	0	1	1	0	4	1.8
Jacksonville	12/21/2021		08:26	0-1	.000	0-0	.000	0-0	.000	0	1	1	1.9	1	0	0	1	0	0	1.7
Notre Dame	12/28/2021		05:12	1-1	1.000	0-0	.000	0-0	.000	1	0	1	1.8	1	0	1	0	0	2	1.7
at Louisville	01/05/2022		20:34	1-2	.500	0-0	.000	2-5	.400	2	2	4	2.0	1	0	0	0	0	4	1.9
Boston College	01/08/2022		02:54	0-1	.000	0-0	.000	0-0	.000	0	1	1	1.9	0	0	0	0	0	0	1.7
at Syracuse	01/11/2022		02:42	0-0	.000	0-0	.000	0-0	.000	0	0	0	1.8	1	0	0	0	0	0	1.6
Louisville	01/15/2022		13:52	1-1	1.000	0-0	.000	0-0	.000	0	3	3	1.9	1	0	0	0	0	2	1.6
Virginia	01/19/2022		04:58	1-2	.500	0-0	.000	0-0	.000	0	2	2	1.9	1	0	1	0	0	2	1.7
at Clemson	01/22/2022		06:59	1-1	1.000	0-0	.000	0-0	.000	0	0	0	1.8	3	0	2	0	0	2	1.7
Syracuse	01/25/2022		04:40	0-0	.000	0-0	.000	0-0	.000	1	0	1	1.8	1	1	0	0	0	0	1.6
at Boston College	01/30/2022		11:28	0-0	.000	0-0	.000	0-0	.000	0	0	0	1.7	1	0	0	0	1	0	1.5
at Wake Forest	02/02/2022		04:34	0-1	.000	0-0	.000	1-2	.500	1	1	2	1.7	3	0	1	0	0	1	1.5
Virginia Tech	02/05/2022		13:41	1-1	1.000	0-0	.000	0-0	.000	0	2	2	1.7	2	0	0	0	0	2	1.5
Totals		0	220:34	15-27	.556	0-0	.000	5-16	.313	16	23	39	1.7	30	3	8	4	2	35	1.5

				Field Goals		3-Point		F-Throws		Rebounds				Scoring							
SEASON	TEAM	GP-GS	MIN/AVG	FG-FGA	FG%	3FG-3FGA	3FG%	FT-FTA	FT%	OFF	DEF	TOT	AVG	PF	FO	A	TO	BLK	STL	PTS	AVG
2020-21	Pitt	12-1	104/8.7	2-7	.286	0-0	.000	5-10	.500	5	10	15	1.3	11	0	4	3	2	2	9	0.8
2021-22	Pitt	23-0	221/9.6	15-27	.556	0-0	.000	5-16	.313	16	23	39	1.7	30	0	3	8	4	2	35	1.5
TOTAL		35-1	324/9.3	17-34	.500	0-0	.000	10-26	.385	21	33	54	1.5	41	0	7	11	6	4	44	1.3

CAREER HIGHS

Points	7, vs. Towson 11/19/21	2021-22	Career
FG	3, vs. Towson 11/19/21	-	-
FGA	5, vs. St. John's, 12/18/21	-	-
3FG	-	-	-
3FGA	-	-	-
FT	2, 2x; last at Louisville, 1/5/22	-	-
FTA	5, at Louisville, 1/5/22	-	-
Rebounds	6, vs. Colgate, 12/9/21	-	-
Off. Rebounds	4, vs. Colgate, 12/9/21	-	-
Def. Rebounds	4, at Miami, 12/16/20	-	-
Assists	2, vs. Northern Illinois, 12/5/20	-	-
Steals	1, 4x; last at Boston College, 1/30/22	-	-
Blocks	2, vs. Northern Illinois, 12/5/20	-	-
Minutes	27, vs. Louisville, 12/22/20	-	-
Double-Figure Points	-	-	-
5 or more Rebounds	1	-	1
3 or more Assists	-	-	-
2 or more Steals	-	-	-
10+ Minutes	9	-	13
20+ Minutes	2	-	3
Dunks	6	-	6
Offensive Fouls Drawn	1	-	1



DAN OLADAPO | #4

SR-TR • F • 6-7 • 220

Bladensburg, Md. • Bladensburg / Oakland



Opponent	Date	GS	MIN	Total		3-Pointers		Free throws		Rebounds				PF	A	TO	BLK	STL	PTS	AVG
				FG-FGA	PCT	3FG-3FGA	PCT	FT-FTA	PCT	OFF	DEF	TOT	AVG							
The Citadel	11/09/2021		06:11	1-1	1.000	0-0	.000	0-0	.000	0	0	0	0.0	0	0	1	0	1	2	2.0
at West Virginia	11/12/2021		15:33	4-4	1.000	0-0	.000	0-2	.000	2	1	3	1.5	0	0	2	0	0	8	5.0
UNCW	11/16/2021	*	28:29	3-5	.600	0-0	.000	3-4	.750	4	1	5	2.7	0	1	3	0	1	9	6.3
Towson	11/19/2021	*	24:09	4-4	1.000	0-0	.000	3-4	.750	0	4	4	3.0	3	2	3	0	0	11	7.5
Vanderbilt	11/24/2021	*	22:40	2-5	.400	0-0	.000	1-2	.500	2	1	3	3.0	0	0	1	0	0	5	7.0
UMBC	11/27/2021	*	05:14	0-0	.000	0-0	.000	0-0	.000	0	0	0	2.5	0	0	1	0	0	0	5.8
Minnesota	11/30/2021		02:18	1-1	1.000	0-0	.000	0-0	.000	0	0	0	2.1	0	0	1	0	0	2	5.3
at Virginia	12/03/2021		14:19	3-3	1.000	0-0	.000	0-0	.000	2	2	4	2.4	1	0	1	0	0	6	5.4
Colgate	12/09/2021		11:15	0-0	.000	0-0	.000	2-2	1.000	0	2	2	2.3	2	1	2	1	0	2	5.0
Monmouth	12/12/2021		05:56	0-0	.000	0-0	.000	1-2	.500	0	3	3	2.4	1	0	0	0	0	1	4.6
at St. John's (NY)	12/18/2021		03:22	0-0	.000	0-0	.000	0-0	.000	1	0	1	2.3	1	0	2	0	0	0	4.2
Jacksonville	12/21/2021		02:44	0-0	.000	0-0	.000	0-0	.000	1	1	2	2.3	1	0	0	0	0	0	3.8
Virginia	01/19/2022		10:14	2-2	1.000	0-0	.000	0-0	.000	2	0	2	2.2	0	0	1	0	1	4	3.8
at Clemson	01/22/2022		06:47	0-0	.000	0-0	.000	0-2	.000	0	0	0	2.1	1	0	1	0	0	0	3.6
Virginia Tech	02/05/2022		00:39	0-0	.000	0-0	.000	0-0	.000	0	0	0	1.9	0	0	0	0	0	0	3.3
Totals		4	159:50	20-25	.800	0-0	.000	10-18	.556	14	15	29	1.9	10	4	19	1	3	50	3.3

SEASON	TEAM	GP-GS	MIN/AVG	Field Goals		3-Point		F-Throws		Rebounds				Scoring						
				FG-FGA	FG%	3FG-3FGA	3FG%	FT-FTA	FT%	OFF	DEF	TOT	AVG	PF-FO	A	TO	BLK	STL	PTS	AVG
2019-20	Oak	33-24	871/26.4	113-206	.549	0-3	.000	78-131	.595	83	124	207	6.3	59-1	42	63	7	22	304	9.2
2020-21	Oak	30-30	1015/33.8	160-281	.569	0-1	.000	66-124	.532	114	149	263	8.8	58-1	51	73	7	32	386	12.9
2021-22	Pitt	15-4	160/10.7	20-25	.800	0-0	.000	10-18	.556	14	15	29	1.9	10-0	4	19	1	3	50	3.3
TOTAL FOR Pitt		15-4	160/10.7	20-25	.800	0-0	.000	10-18	.556	14	15	29	1.9	10-0	4	19	1	3	50	3.3
TOTAL		78-58	2046/26.2	293-512	.572	0-4	.000	154-273	.564	211	288	499	6.4	127-2	97	155	15	57	740	9.5

CAREER HIGHS

Points	25, at Robert Morris, 2/12/21
FG	11, at Milwaukee, 2/20/21
FGA	20, at Youngstown St., 3/2/21
3FG	-
3FGA	1, 4x; last at Michigan, 11/29/21
FT	9, 2x; last at Robert Morris, 2/12/21
FTA	14, vs. Goshen, 11/5/19
Rebounds	20, at Robert Morris, 2/12/21
Off. Rebounds	9, at UIC, 12/19/20
Def. Rebounds	14, at Robert Morris, 2/12/21
Assists	5, vs. Goshen, 11/5/19
Steals	4, at UIC, 12/19/20
Blocks	2, 2x; last at Milwaukee, 2/20/21
Minutes	48, vs. Green Bay, 2/23/20

	2021-22	Career
Double-Figure Points	1	6
Double-Figure Rebounds	-	15
5 or more Rebounds	1	49
4 or more Assists	2	4
2 or more Steals	9	12
20+ Minutes	3	59
30+ Minutes	-	34



NATE SANTOS | #5

FR-HS • F • 6-7 • 190

Geneva, Ill. • Loomis Chaffee School [Conn.]



Opponent	Date	GS	MIN	Total		3-Pointers		Free throws		Rebounds				PF	A	TO	BLK	STL	PTS	AVG
				FG-FGA	PCT	3FG-3FGA	PCT	FT-FTA	PCT	OFF	DEF	TOT	AVG							
The Citadel	11/09/2021	*	27:37	2-8	.250	1-6	.167	0-0	.000	1	1	2	2.0	2	3	0	0	0	5	5.0
at West Virginia	11/12/2021	*	33:09	2-5	.400	1-3	.333	0-0	.000	1	5	6	4.0	2	1	4	0	2	5	5.0
UNCW	11/16/2021	*	19:06	3-3	1.000	0-0	.000	0-0	.000	0	3	3	3.7	2	1	1	0	0	6	5.3
Towson	11/19/2021	*	37:12	4-9	.444	4-8	.500	2-2	1.000	2	6	8	4.8	2	1	1	1	2	14	7.5
Vanderbilt	11/24/2021	*	33:27	5-14	.357	1-8	.125	0-1	.000	2	4	6	5.0	1	1	1	0	1	11	8.2
UMBC	11/27/2021	*	18:52	0-3	.000	0-2	.000	2-3	.667	0	1	1	4.3	1	2	1	0	1	2	7.2
Minnesota	11/30/2021		05:47	0-1	.000	0-1	.000	0-0	.000	1	0	1	3.9	0	0	0	0	0	0	6.1
at Virginia	12/03/2021		17:22	1-4	.250	1-1	1.000	0-0	.000	0	1	1	3.5	0	0	0	0	1	3	5.8
Colgate	12/09/2021		11:50	3-5	.600	0-1	.000	0-0	.000	1	2	3	3.4	0	0	0	0	0	6	5.8
Monmouth	12/12/2021		08:39	0-5	.000	0-2	.000	0-0	.000	0	2	2	3.3	1	0	0	0	1	0	5.2
at St. John's (NY)	12/18/2021		03:37	0-0	.000	0-0	.000	0-0	.000	0	2	2	3.2	1	0	1	0	0	0	4.7
Jacksonville	12/21/2021		05:10	0-2	.000	0-1	.000	0-0	.000	1	0	1	3.0	0	0	0	0	0	0	4.3
at Syracuse	01/11/2022		08:53	2-3	.667	2-3	.667	0-0	.000	1	2	3	3.0	0	0	2	0	0	6	4.5
Louisville	01/15/2022		08:40	0-1	.000	0-1	.000	0-0	.000	0	1	1	2.9	0	0	0	0	0	0	4.1
Virginia	01/19/2022		08:36	1-3	.333	0-1	.000	0-0	.000	0	0	0	2.7	1	0	0	0	0	2	4.0
at Clemson	01/22/2022		06:26	0-0	.000	0-0	.000	0-0	.000	0	0	0	2.5	0	0	0	0	0	0	3.8
Syracuse	01/25/2022		05:36	0-2	.000	0-2	.000	0-0	.000	0	1	1	2.4	0	1	0	0	0	0	3.5
at Boston College	01/30/2022		01:23	0-0	.000	0-0	.000	0-0	.000	0	0	0	2.3	0	0	0	0	0	0	3.3
at Wake Forest	02/02/2022		06:18	1-4	.250	0-1	.000	1-2	.500	2	1	3	2.3	0	0	0	0	0	3	3.3
Totals		6	267:39	24-72	.333	10-41	.244	5-8	.625	12	32	44	2.3	13	10	11	1	8	63	3.3

		Field Goals		3-Point		F-Throws		Rebounds				Scoring									
SEASON	TEAM	GP-GS	MIN/AVG	FG-FGA	FG%	3FG-3FGA	3FG%	FT-FTA	FT%	OFF	DEF	TOT	AVG	PF	FO	A	TO	BLK	STL	PTS	AVG
2021-22	Pitt	19-6	268/14.1	24-72	.333	10-41	.244	5-8	.625	12	32	44	2.3	13-0	10	11	1	8	63	3.3	
TOTAL		19-6	268/14.1	24-72	.333	10-41	.244	5-8	.625	12	32	44	2.3	13-0	10	11	1	8	63	3.3	

CAREER HIGHS

Points	14, vs. Towson, 11/19/21
FG	5, vs. Vanderbilt, 11/24/21
FGA	14, vs. Vanderbilt, 11/24/21
3FG	4, vs. Towson, 11/19/21
3FGA	8, 2x; last vs. Vanderbilt, 11/24/21
FT	2, 2x; last vs. UMBC, 11/27/21
FTA	3, vs. UMBC, 11/27/21
Rebounds	8, vs. Towson, 11/19/21
Off. Rebounds	2, 3x; last at Wake Forest, 2/2/22
Def. Rebounds	6, vs. Towson, 11/19/21
Assists	3, vs. The Citadel, 11/9/21
Steals	2, 2x; last vs. Towson, 11/19/21
Blocks	1, vs. Towson, 11/19/21
Minutes	37, vs. Towson, 11/19/21

	2021-22	Career
Double-Figure Points	2	2
Double-Figure Rebounds	-	-
5 or more Rebounds	3	3
2 or more 3PT FG	2	2
2 or more Blocks	-	-
2 or more Steals	2	2
20+ Minutes	4	4
30+ Minutes	3	3
Dunks	1	1



JAMRIUS BURTON | #11

SR-TR • G • 6-4 • 205

Charlotte, N.C. • Independence / Wichita State / Texas Tech



Opponent	Date	GS	MIN	Total		3-Pointers		Free throws		Rebounds				PF	A	TO	BLK	STL	PTS	AVG
				FG-FGA	PCT	3FG-3FGA	PCT	FT-FTA	PCT	OFF	DEF	TOT	AVG							
UNCW	11/16/2021		25:10	3-9	.333	1-1	1.000	0-0	.000	0	1	1	1.0	4	0	0	0	0	7	7.0
Towson	11/19/2021		28:41	4-12	.333	0-2	.000	3-4	.750	0	4	4	2.5	1	4	0	0	0	11	9.0
Vanderbilt	11/24/2021		27:56	4-9	.444	0-2	.000	1-3	.333	0	2	2	2.3	1	2	1	0	1	9	9.0
UMBC	11/27/2021		29:50	2-11	.182	1-4	.250	2-2	1.000	0	1	1	2.0	4	6	2	0	1	7	8.5
Minnesota	11/30/2021	*	29:55	2-11	.182	0-3	.000	2-2	1.000	0	1	1	1.8	2	3	1	0	0	6	8.0
at Virginia	12/03/2021	*	38:59	4-12	.333	1-2	.500	2-2	1.000	0	3	3	2.0	1	4	1	0	0	11	8.5
Colgate	12/09/2021	*	36:59	5-13	.385	1-3	.333	2-2	1.000	2	3	5	2.4	1	1	2	1	0	13	9.1
Monmouth	12/12/2021	*	34:34	7-12	.583	1-2	.500	0-0	.000	0	1	1	2.3	2	1	3	0	2	15	9.9
at St. John's (NY)	12/18/2021	*	37:07	5-13	.385	1-2	.500	9-10	.900	0	4	4	2.4	1	0	5	0	1	20	11.0
Jacksonville	12/21/2021	*	39:11	4-14	.286	2-9	.222	2-2	1.000	1	5	6	2.8	0	2	2	0	2	12	11.1
Notre Dame	12/28/2021	*	34:53	7-12	.583	1-1	1.000	0-0	.000	0	4	4	2.9	2	2	2	0	2	15	11.5
at Louisville	01/05/2022	*	37:22	5-14	.357	2-3	.667	9-9	1.000	2	4	6	3.2	1	2	1	0	1	21	12.3
Boston College	01/08/2022	*	40:00	3-10	.300	2-5	.400	6-6	1.000	1	4	5	3.3	2	3	1	1	1	14	12.4
at Syracuse	01/11/2022	*	38:32	5-10	.500	2-6	.333	2-2	1.000	0	0	0	3.1	4	2	2	0	1	14	12.5
Louisville	01/15/2022	*	39:45	8-13	.615	0-1	.000	4-4	1.000	1	7	8	3.4	2	4	2	0	1	20	13.0
Virginia	01/19/2022	*	40:00	4-7	.571	0-0	.000	4-6	.667	0	4	4	3.4	2	1	1	1	0	12	12.9
at Clemson	01/22/2022	*	31:37	4-8	.500	2-3	.667	0-0	.000	2	5	7	3.6	5	2	2	0	2	10	12.8
Syracuse	01/25/2022	*	39:31	6-14	.429	3-9	.333	6-6	1.000	0	6	6	3.8	1	5	1	1	2	21	13.2
at Boston College	01/30/2022	*	33:33	7-15	.467	0-2	.000	1-3	.333	1	3	4	3.8	2	0	1	0	2	15	13.3
at Wake Forest	02/02/2022	*	34:30	4-11	.364	0-1	.000	2-2	1.000	1	0	1	3.7	4	5	4	0	3	10	13.2
Virginia Tech	02/05/2022	*	39:07	9-13	.692	0-0	.000	3-4	.750	1	5	6	3.8	1	4	2	0	0	21	13.5
Totals		17	737:12	102-243	.420	20-61	.328	60-69	.870	12	67	79	3.8	43	53	36	4	22	284	13.5

SEASON	TEAM	GP-GS	MIN/AVG	Field Goals		3-Point		F-Throws		Rebounds				Scoring						
				FG-FGA	FG%	3FG-3FGA	3FG%	FT-FTA	FT%	OFF	DEF	TOT	AVG	PF-FO	A	TO	BLK	STL	PTS	AVG
2018-19	WSU	37-28	891/24.1	78-200	.390	10-38	.263	55-77	.714	42	84	126	3.4	72-0	126	68	3	19	221	6.0
2019-20	WSU	30-24	816/27.2	113-257	.440	24-63	.381	59-90	.656	40	64	104	3.5	51-0	102	66	4	24	309	10.3
2020-21	TTU	23-4	433/18.8	38-94	.404	10-30	.333	14-19	.737	16	25	41	1.8	29-1	28	26	2	19	100	4.3
2021-22	Pitt	21-17	737/35.1	102-243	.420	20-61	.328	60-69	.870	12	67	79	3.8	43-1	53	36	4	22	284	13.5
TOTAL FOR Pitt		21-17	737/35.1	102-243	.420	20-61	.328	60-69	.870	12	67	79	3.8	43-1	53	36	4	22	284	13.5
TOTAL		111-73	2877/25.9	331-794	.417	64-192	.333	188-255	.737	110	240	350	3.2	195-2	309	196	13	84	914	8.2

CAREER HIGHS

Points	21, 3x; last vs. Virginia Tech, 2/5/22
FG	9, vs. Virginia Tech, 2/5/22
FGA	15, at Boston College, 1/30/22
3FG	4, vs. UT Martin, 11/16/19
3FGA	9, 2x; last vs. Syracuse, 1/25/22
FT	9, 2x; last at Louisville, 1/5/22
FTA	10, 2x; last vs. St. John's, 12/18/21
Rebounds	8, 6x; last vs. Louisville, 1/15/22
Off. Rebounds	5, vs. Oral Roberts, 12/19/18
Def. Rebounds	7, 2x; last vs. Louisville, 1/15/22
Assists	11, at Oklahoma St., 12/8/19
Steals	3, 4x; last at Wake Forest, 2/2/22
Blocks	1, 13x; last vs. Syracuse, 1/25/22
Minutes	40, 3x; last vs. Virginia, 1/19/22

	2021-22	Career
Double-Figure Points	17	44
20 + point games	3	3
3 or more 3PT Field Goals	1	4
5 or more Rebounds	8	26
4 or more Assists	7	38
2 or more Steals	6	22
20+ Minutes	20	85
30+ Minutes	17	41
40+ Minutes	3	3



ITHIEL HORTON | #12

R-JR-2L • G • 6-3 • 200

Vauxhall, N.J. • Roselle Catholic / Delaware



Opponent	Date	GS	MIN	Total		3-Pointers		Free throws		Rebounds				PF	A	TO	BLK	STL	PTS	AVG
				FG-FGA	PCT	3FG-3FGA	PCT	FT-FTA	PCT	OFF	DEF	TOT	AVG							
at Louisville	01/05/2022		27:38	5-9	.556	3-5	.600	0-0	.000	1	3	4	4.0	2	1	2	0	1	13	13.0
at Boston College	01/30/2022		22:46	4-12	.333	3-7	.429	0-0	.000	1	2	3	3.5	1	1	2	0	2	11	12.0
at Wake Forest	02/02/2022		18:19	1-5	.200	0-1	.000	2-2	1.000	0	2	2	3.0	0	1	3	0	3	4	9.3
Virginia Tech	02/05/2022		20:14	0-3	.000	0-1	.000	0-0	.000	0	1	1	2.5	1	1	1	0	2	0	7.0
Totals		0	88:57	10-29	.345	6-14	.429	2-2	1.000	2	8	10	2.5	4	4	8	0	8	28	7.0

SEASON	TEAM	GP-GS	MIN/AVG	Field Goals		3-Point		F-Throws		Rebounds				Scoring						
				FG-FGA	FG%	3FG-3FGA	3FG%	FT-FTA	FT%	OFF	DEF	TOT	AVG	PF	FO	A	TO	BLK	STL	PTS
2018-19	UD	33-23	1076/32.6	151-349	.433	79-193	.409	55-70	.786	14	89	103	3.1	71-0	52	47	4	33	436	13.2
2020-21	Pitt	22-18	589/26.8	72-189	.381	43-116	.371	9-12	.750	8	43	51	2.3	34-0	35	24	3	12	196	8.9
2021-22	Pitt	4-0	89/22.2	10-29	.345	6-14	.429	2-2	1.000	2	8	10	2.5	4-0	4	8	0	8	28	7.0
TOTAL FOR Pitt		26-18	678/26.1	82-218	.376	49-130	.377	11-14	.786	10	51	61	2.3	38-0	39	32	3	20	224	8.6
TOTAL		59-41	1754/29.7	233-567	.411	128-323	.396	66-84	.786	24	140	164	2.8	109-0	91	79	7	53	660	11.2

CAREER HIGHS

Points	31, at UNCW, 1/10/19	2021-22	Career
FG	10, at UNCW, 1/10/19	30+ Point Games	-
FGA	17, 2x; last vs. Navy, 12/5/18	20+ Point Games	-
3FG	9, at UNCW, 1/10/19	Double-Figure Points	2
3FGA	13, at UNCW, 1/10/19	3 or more 3pt FG	2
FT	7, vs. Louisiana Tech, 11/26/18	5 or more Rebounds	-
FTA	7, 2x; last vs. William & Mary, 1/3/19	4 or more Assists	-
Rebounds	6, 3x; last vs. Syracuse, 1/16/21	2 or more Steals	3
Off. Rebounds	2, 3x; last at Northwestern, 2/9/20	20+ Minutes	3
Def. Rebounds	6, 3x; last vs. Syracuse, 1/16/21	30+ Minutes	-
Assists	6, vs. Delaware State, 12/19/18	40+ Minutes	-
Steals	4, at William & Mary, 2/2/19	Charges Drawn	-
Blocks	1, 6x; last vs. Louisville, 12/22/20		
Minutes	50, at Columbia, 12/2/18		



MOUHAMADOU GUEYE | #15



GR-TR • F • 6-9 • 210

Staten Island, N.Y. • Curtis / Stony Brook

Opponent	Date	GS	MIN	Total		3-Pointers		Free throws		Rebounds				PF	A	TO	BLK	STL	PTS	AVG	
				FG-FGA	PCT	3FG-3FGA	PCT	FT-FTA	PCT	OFF	DEF	TOT	AVG								
The Citadel	11/09/2021	*	21:51	0-5	.000	0-2	.000	2-3	.667	1	7	8	8.0	3	0	1	0	0	2	2.0	
at West Virginia	11/12/2021	*	32:12	5-9	.556	0-1	.000	0-0	.000	0	4	4	6.0	3	2	6	3	1	10	6.0	
UNCW	11/16/2021		07:02	0-1	.000	0-0	.000	1-2	.500	1	3	4	5.3	1	0	1	2	0	1	4.3	
Towson	11/19/2021		05:52	0-1	.000	0-1	.000	0-0	.000	0	2	2	4.5	4	1	1	1	0	0	3.3	
Vanderbilt	11/24/2021		15:46	3-4	.750	0-0	.000	0-0	.000	2	4	6	4.8	0	0	3	0	1	6	3.8	
UMBC	11/27/2021		30:31	5-9	.556	4-8	.500	0-0	.000	1	5	6	5.0	3	1	2	1	0	14	5.5	
Minnesota	11/30/2021	*	34:13	1-5	.200	0-2	.000	0-0	.000	3	8	11	5.9	2	2	1	1	0	2	5.0	
at Virginia	12/03/2021	*	25:41	2-6	.333	1-2	.500	3-4	.750	2	4	6	5.9	3	1	1	2	0	8	5.4	
Colgate	12/09/2021	*	27:37	3-9	.333	1-3	.333	3-3	1.000	1	5	6	5.9	2	0	1	2	0	10	5.9	
Monmouth	12/12/2021	*	12:45	1-3	.333	0-1	.000	2-2	1.000	0	2	2	5.5	2	0	1	1	0	4	5.7	
at St. John's (NY)	12/18/2021	*	34:33	4-8	.500	1-3	.333	6-6	1.000	3	3	6	5.5	3	1	1	3	0	15	6.5	
Jacksonville	12/21/2021	*	36:19	6-10	.600	2-3	.667	1-2	.500	4	8	12	6.1	1	4	0	4	0	15	7.3	
Notre Dame	12/28/2021	*	33:48	5-12	.417	3-6	.500	1-2	.500	2	3	5	6.0	3	3	1	2	0	14	7.8	
at Louisville	01/05/2022	*	31:17	6-12	.500	2-7	.286	1-1	1.000	0	1	1	5.6	5	0	0	3	0	15	8.3	
Boston College	01/08/2022	*	33:44	2-5	.400	2-3	.667	0-0	.000	1	4	5	5.6	4	2	2	0	0	6	8.1	
at Syracuse	01/11/2022	*	36:53	5-12	.417	1-4	.250	3-4	.750	4	6	10	5.9	4	4	3	0	2	14	8.5	
Louisville	01/15/2022	*	38:46	4-12	.333	2-7	.286	0-0	.000	1	7	8	6.0	3	2	3	4	2	10	8.6	
Virginia	01/19/2022	*	24:46	3-6	.500	0-2	.000	2-2	1.000	1	5	6	6.0	4	1	0	1	1	8	8.6	
at Clemson	01/22/2022	*	27:06	1-6	.167	1-3	.333	0-0	.000	1	2	3	5.8	4	0	3	5	2	3	8.3	
Syracuse	01/25/2022	*	37:45	6-16	.375	1-5	.200	6-6	1.000	2	8	10	6.1	3	2	0	3	0	19	8.8	
at Boston College	01/30/2022	*	34:32	2-5	.400	1-3	.333	0-0	.000	3	6	9	6.2	2	0	0	2	0	5	8.6	
at Wake Forest	02/02/2022	*	29:36	3-9	.333	3-6	.500	0-0	.000	3	0	3	6.0	4	1	1	2	1	9	8.6	
Virginia Tech	02/05/2022	*	34:57	3-8	.375	2-6	.333	5-6	.833	0	5	5	6.0	4	1	4	1	2	13	8.8	
Totals			19	647:33	70-173	.405	27-78	.346	36-43	.837	36	102	138	6.0	67	28	36	43	12	203	8.8

SEASON	TEAM	GP-GS	MIN/AVG	Field Goals		3-Point		F-Throws		Rebounds				Scoring						
				FG-FGA	FG%	3FG-3FGA	3FG%	FT-FTA	FT%	OFF	DEF	TOT	AVG	PF-FO	A	TO	BLK	STL	PTS	AVG
2019-20	SBU	33-8	817/24.7	85-191	.445	13-43	.302	49-69	.710	39	171	210	6.4	84-1	49	50	65	14	232	7.0
2020-21	SBU	21-16	555/26.4	72-168	.429	10-29	.345	50-69	.725	34	116	150	7.1	52-0	43	53	65	17	204	9.7
2021-22	Pitt	23-19	648/28.2	70-173	.405	27-78	.346	36-43	.837	36	102	138	6.0	67-1	28	36	43	12	203	8.8
TOTAL FOR Pitt		23-19	648/28.2	70-173	.405	27-78	.346	36-43	.837	36	102	138	6.0	67-1	28	36	43	12	203	8.8
TOTAL		77-43	2019/26.2	227-532	.427	50-150	.333	135-181	.746	109	389	498	6.5	203-2	120	139	173	43	639	8.3

CAREER HIGHS

Points	19, vs. Syracuse, 1/25/22	2021-22	Career
FG	7, at St. John's, 12/6/20	11	28
FGA	16, 2x; last vs. Syracuse, 1/25/22	4	13
3FG	4, vs. UMBC, 11/27/21	15	57
3FGA	8, vs. UMBC, 11/27/21	13	48
FT	7, 2x; last at Vermont, 2/14/21	4	11
FTA	8, at Vermont, 2/14/21	2	8
Rebounds	14, 2x; last vs. Hartford, 1/30/21	19	63
Off. Rebounds	6, vs. UMass Lowell, 2/27/21	12	31
Def. Rebounds	11, at NJIT, 1/24/21		
Assists	7, 2x; last vs. Point Park, 12/15/20		
Steals	4, vs. Point Park, 12/15/20		
Blocks	8, vs. UMBC, 2/7/21		
Minutes	39, vs. Louisville, 1/15/22		



JOHN HUGLEY | #23

SO-HS • F • 6-9 • 240
Cleveland, Ohio • Brush



Opponent	Date	GS	MIN	Total		3-Pointers		Free throws		Rebounds				PF	A	TO	BLK	STL	PTS	AVG	
				FG-FGA	PCT	3FG-3FGA	PCT	FT-FTA	PCT	OFF	DEF	TOT	AVG								
The Citadel	11/09/2021	*	34:41	10-20	.500	0-3	.000	7-13	.538	5	5	10	10.0	2	2	2	1	1	27	27.0	
at West Virginia	11/12/2021	*	24:06	7-10	.700	1-1	1.000	2-2	1.000	2	4	6	8.0	3	2	3	0	0	17	22.0	
UNCW	11/16/2021	*	34:20	4-11	.364	0-2	.000	5-5	1.000	4	7	11	9.0	1	3	2	0	1	13	19.0	
Towson	11/19/2021	*	19:13	2-6	.333	0-1	.000	3-5	.600	3	2	5	8.0	2	0	2	0	0	7	16.0	
Vanderbilt	11/24/2021	*	21:23	0-6	.000	0-2	.000	1-2	.500	1	3	4	7.2	3	2	2	0	0	1	13.0	
UMBC	11/27/2021	*	29:51	8-10	.800	0-0	.000	5-7	.714	2	5	7	7.2	4	1	4	0	0	21	14.3	
Minnesota	11/30/2021	*	34:58	9-16	.563	1-1	1.000	6-11	.545	5	9	14	8.1	3	0	3	1	1	25	15.9	
at Virginia	12/03/2021	*	35:24	2-11	.182	1-5	.200	7-8	.875	1	2	3	7.5	4	1	2	0	0	12	15.4	
Colgate	12/09/2021	*	21:11	8-13	.615	0-2	.000	6-8	.750	3	4	7	7.4	4	1	2	2	2	22	16.1	
Monmouth	12/12/2021	*	37:13	4-12	.333	0-0	.000	6-9	.667	5	8	13	8.0	1	2	3	1	0	14	15.9	
at St. John's (NY)	12/18/2021	*	25:01	2-7	.286	0-1	.000	3-4	.750	3	5	8	8.0	3	2	3	2	0	7	15.1	
Jacksonville	12/21/2021	*	30:37	1-8	.125	0-2	.000	6-8	.750	2	7	9	8.1	3	2	1	0	1	8	14.5	
Notre Dame	12/28/2021	*	34:17	5-10	.500	0-0	.000	8-9	.889	0	6	6	7.9	3	3	1	0	3	18	14.8	
at Louisville	01/05/2022	*	19:24	4-7	.571	0-2	.000	3-5	.600	1	6	7	7.9	4	1	4	0	1	11	14.5	
Boston College	01/08/2022	*	37:06	8-13	.615	1-1	1.000	15-20	.750	6	7	13	8.2	4	1	7	1	2	32	15.7	
at Syracuse	01/11/2022	*	28:05	1-6	.167	0-0	.000	6-8	.750	3	5	8	8.2	4	0	3	0	0	8	15.2	
Louisville	01/15/2022	*	25:55	6-10	.600	0-0	.000	7-9	.778	0	7	7	8.1	2	1	2	1	2	19	15.4	
Virginia	01/19/2022	*	35:02	7-14	.500	1-2	.500	8-9	.889	1	6	7	8.1	3	0	7	0	0	23	15.8	
at Clemson	01/22/2022	*	31:29	4-12	.333	0-3	.000	7-8	.875	3	5	8	8.1	0	0	4	0	1	15	15.8	
Syracuse	01/25/2022	*	35:20	3-11	.273	0-0	.000	5-7	.714	8	10	18	8.6	1	2	3	1	0	11	15.6	
at Boston College	01/30/2022	*	28:32	3-10	.300	0-2	.000	3-7	.429	1	4	5	8.4	1	2	8	0	3	9	15.2	
at Wake Forest	02/02/2022	*	33:21	7-12	.583	0-1	.000	3-4	.750	2	10	12	8.5	3	0	1	0	1	17	15.3	
Virginia Tech	02/05/2022	*	28:38	1-4	.250	0-1	.000	0-0	.000	1	3	4	8.3	1	1	4	0	0	2	14.7	
Totals			23	685:09	106-239	.444	5-32	.156	122-168	.726	62	130	192	8.3	59	29	73	10	19	339	14.7

SEASON	TEAM	GP-GS	MIN/AVG	Field Goals		3-Point		F-Throws		Rebounds				Scoring						
				FG-FGA	FG%	3FG-3FGA	3FG%	FT-FTA	FT%	OFF	DEF	TOT	AVG	PF-FO	A	TO	BLK	STL	PTS	AVG
2020-21	Pitt	7-1	103/14.8	15-38	.395	0-2	.000	6-10	.600	12	18	30	4.3	17-0	3	8	1	2	36	5.1
2021-22	Pitt	23-23	685/29.8	106-239	.444	5-32	.156	122-168	.726	62	130	192	8.3	59-0	29	73	10	19	339	14.7
TOTAL		30-24	788/26.3	121-277	.437	5-34	.147	128-178	.719	74	148	222	7.4	76-0	32	81	11	21	375	12.5

CAREER HIGHS

Points	32, vs. Boston College, 1/8/22	2021-22	Career
FG	10, vs. The Citadel, 11/9/21	16	16
FGA	20, vs. The Citadel, 11/9/21	7	7
3FG	1, 5x; last vs. Virginia, 1/19/22	20	24
3FGA	5, at Virginia, 12/3/21	2	2
FT	15, vs. Boston College, 1/8/22	5	5
FTA	20, vs. Boston College, 1/8/22	2	2
Rebounds	18, vs. Syracuse, 1/25/22	21	23
Off. Rebounds	8, vs. Syracuse, 1/25/22	13	13
Def. Rebounds	10, 2x; last at Wake Forest, 2/2/22	8	9
Assists	3, 2x; last vs. Notre Dame, 12/28/21	1	1
Steals	3, 2x; last at Boston College, 1/30/22		
Blocks	2, 2x; last vs. St. John's, 12/18/21		
Minutes	37, 2x; last vs. Boston College, 1/8/22		
Double-Figure Points		16	16
Double-Figure Rebounds		7	7
5 or more Rebounds		20	24
3 or more Assists		2	2
2 or more Steals		5	5
2 or more Blocks		2	2
20+ Minutes		21	23
30+ Minutes		13	13
Dunks		8	9
Offensive Fouls Drawn		1	1



WILLIAM JEFFRESS | #24

S0-1L • G/F • 6-7 • 205
Erie, Pa. • McDowell



Opponent	Date	GS	MIN	Total		3-Pointers		Free throws		Rebounds				PF	A	TO	BLK	STL	PTS	AVG
				FG-FGA	PCT	3FG-3FGA	PCT	FT-FTA	PCT	OFF	DEF	TOT	AVG							
The Citadel	11/09/2021	*	32:54	1-10	.100	0-5	.000	2-2	1.000	4	3	7	7.0	1	2	0	0	0	4	4.0
at West Virginia	11/12/2021	*	34:25	2-4	.500	0-0	.000	4-6	.667	2	5	7	7.0	3	2	3	0	1	8	6.0
UNCW	11/16/2021	*	26:08	3-6	.500	0-0	.000	1-5	.200	3	6	9	7.7	4	0	5	0	3	7	6.3
Towson	11/19/2021	*	38:31	2-5	.400	0-3	.000	3-4	.750	2	4	6	7.3	0	4	0	1	0	7	6.5
Vanderbilt	11/24/2021	*	23:50	0-6	.000	0-2	.000	4-4	1.000	1	0	1	6.0	0	0	2	2	1	4	6.0
UMBC	11/27/2021	*	34:07	3-7	.429	3-6	.500	0-2	.000	1	7	8	6.3	2	1	0	0	1	9	6.5
Minnesota	11/30/2021	*	37:42	2-4	.500	1-2	.500	0-0	.000	0	5	5	6.1	1	0	1	0	1	5	6.3
at Virginia	12/03/2021	*	34:45	2-3	.667	2-2	1.000	0-0	.000	2	4	6	6.1	1	2	1	1	1	6	6.3
Colgate	12/09/2021	*	23:23	3-6	.500	0-1	.000	3-4	.750	1	2	3	5.8	4	2	0	0	2	9	6.6
Monmouth	12/12/2021	*	33:30	1-5	.200	0-2	.000	0-0	.000	2	2	4	5.6	2	1	1	0	0	2	6.1
at St. John's (NY)	12/18/2021	*	25:59	1-3	.333	1-1	1.000	1-2	.500	0	2	2	5.3	2	0	0	0	0	4	5.9
Jacksonville	12/21/2021	*	18:22	0-3	.000	0-3	.000	0-0	.000	0	1	1	4.9	1	0	1	2	2	0	5.4
Notre Dame	12/28/2021	*	37:23	1-6	.167	1-6	.167	2-4	.500	0	2	2	4.7	3	0	0	0	1	5	5.4
at Louisville	01/05/2022	*	19:42	0-0	.000	0-0	.000	1-2	.500	0	5	5	4.7	3	0	1	0	0	1	5.1
Boston College	01/08/2022	*	26:46	3-5	.600	0-2	.000	0-0	.000	0	4	4	4.7	1	1	2	1	1	6	5.1
at Syracuse	01/11/2022	*	23:47	0-5	.000	0-4	.000	3-4	.750	1	0	1	4.4	1	1	1	0	0	3	5.0
Louisville	01/15/2022		08:53	0-1	.000	0-1	.000	1-2	.500	1	1	2	4.3	0	1	0	0	0	1	4.8
Virginia	01/19/2022		13:47	0-1	.000	0-1	.000	0-0	.000	1	1	2	4.2	2	0	1	1	0	0	4.5
at Clemson	01/22/2022		19:31	1-3	.333	0-1	.000	0-0	.000	3	3	6	4.3	2	0	1	0	0	2	4.4
Syracuse	01/25/2022		08:42	0-1	.000	0-1	.000	0-0	.000	1	0	1	4.1	1	1	1	1	0	0	4.2
at Boston College	01/30/2022		05:40	0-2	.000	0-1	.000	0-0	.000	0	0	0	3.9	0	0	1	0	1	0	4.0
at Wake Forest	02/02/2022		06:22	0-0	.000	0-0	.000	0-0	.000	0	0	0	3.7	2	0	1	0	0	0	3.8
Totals		16	534:09	25-86	.291	8-44	.182	25-41	.610	25	57	82	3.7	36	18	23	9	15	83	3.8

SEASON	TEAM	GP-GS	MIN/AVG	Field Goals		3-Point		F-Throws		Rebounds				PF-FO		A				Scoring	
				FG-FGA	FG%	3FG-3FGA	3FG%	FT-FTA	FT%	OFF	DEF	TOT	AVG	PF	FO	TO	BLK	STL	PTS	AVG	
2020-21	Pitt	16-4	273/17.1	13-57	.228	3-20	.150	10-16	.625	14	21	35	2.2	22-0	11	7	4	6	39	2.4	
2021-22	Pitt	22-16	534/24.3	25-86	.291	8-44	.182	25-41	.610	25	57	82	3.7	36-0	18	23	9	15	83	3.8	
TOTAL		38-20	807/21.2	38-143	.266	11-64	.172	35-57	.614	39	78	117	3.1	58-0	29	30	13	21	122	3.2	

CAREER HIGHS

Points	9, 2x; last vs. Colgate, 12/9/21
FG	3, 7x; last vs. Boston College, 1/8/22
FGA	11, at Northwestern, 2/9/20
3FG	3, vs. UMBC, 11/27/21
3FGA	6, 2x; last vs. Notre Dame, 12/28/21
FT	4, 3x; last vs. Vanderbilt, 11/24/21
FTA	6, at West Virginia, 11/12/21
Rebounds	9, vs. UNC Wilmington, 11/16/21
Off. Rebounds	4, 2x; last vs. The Citadel, 11/9/21
Def. Rebounds	7, vs. UMBC, 11/27/21
Assists	4, vs. Towson, 11/19/21
Steals	3, vs. UNC Wilmington, 11/16/21
Blocks	2, 3x; vs. Jacksonville, 12/21/21
Minutes	39, vs. Towson, 11/19/21

	2020-21	Career
Double-Figure Points	-	-
5 or more Rebounds	9	11
3 or more Assists	1	1
2 or more 3PT FG	2	2
2 or more Steals	3	4
2 or more Blocks	2	3
20+ Minutes	14	19
30+ Minutes	8	10
Dunks	1	3
Offensive Fouls Drawn	5	9



ONYEBUCHI EZEAKUDO | #31



SR-2L • G • 6-0 • 180
Fort Wayne, Ind. • Homestead

Opponent	Date	GS	MIN	Total		3-Pointers		Free throws		Rebounds				PF	A	TO	BLK	STL	PTS	AVG
				FG-FGA	PCT	3FG-3FGA	PCT	FT-FTA	PCT	OFF	DEF	TOT	AVG							
The Citadel	11/09/2021		22:39	0-0	.000	0-0	.000	0-0	.000	0	3	3	3.0	1	3	0	0	1	0	0.0
at West Virginia	11/12/2021		20:48	1-1	1.000	1-1	1.000	1-2	.500	0	1	1	2.0	1	3	4	0	0	4	2.0
UNCW	11/16/2021		13:16	0-1	.000	0-0	.000	0-2	.000	0	0	0	1.3	1	0	2	0	1	0	1.3
Towson	11/19/2021		01:26	0-0	.000	0-0	.000	0-0	.000	0	0	0	1.0	0	0	0	0	0	0	1.0
Vanderbilt	11/24/2021		02:56	0-0	.000	0-0	.000	0-0	.000	0	0	0	0.8	0	1	0	0	0	0	0.8
UMBC	11/27/2021		09:16	1-1	1.000	1-1	1.000	0-0	.000	0	0	0	0.7	0	0	0	0	0	3	1.2
Minnesota	11/30/2021		19:53	2-5	.400	1-3	.333	0-0	.000	0	0	0	0.6	1	3	0	0	0	5	1.7
at Virginia	12/03/2021	*	28:54	3-6	.500	2-4	.500	0-0	.000	1	2	3	0.9	2	1	2	0	0	8	2.5
Colgate	12/09/2021	*	26:49	2-3	.667	2-2	1.000	0-0	.000	0	2	2	1.0	3	1	1	1	1	6	2.9
Monmouth	12/12/2021	*	30:38	0-3	.000	0-3	.000	0-2	.000	1	1	2	1.1	2	0	3	0	2	0	2.6
at St. John's (NY)	12/18/2021		17:52	1-2	.500	1-2	.500	0-0	.000	1	2	3	1.3	2	2	0	0	1	3	2.6
Jacksonville	12/21/2021		21:15	0-2	.000	0-2	.000	1-2	.500	1	1	2	1.3	1	2	0	0	2	1	2.5
Notre Dame	12/28/2021		15:26	0-0	.000	0-0	.000	0-0	.000	0	2	2	1.4	1	1	1	0	0	0	2.3
at Louisville	01/05/2022		07:31	0-0	.000	0-0	.000	0-0	.000	1	1	2	1.4	0	1	0	0	0	0	2.1
Boston College	01/08/2022		26:53	0-1	.000	0-0	.000	0-0	.000	0	4	4	1.6	2	2	0	0	1	0	2.0
at Syracuse	01/11/2022		19:47	0-1	.000	0-1	.000	0-0	.000	0	1	1	1.6	2	0	0	0	0	0	1.9
Louisville	01/15/2022	*	23:39	1-4	.250	1-3	.333	0-0	.000	2	3	5	1.8	2	0	2	0	0	3	1.9
Virginia	01/19/2022	*	31:30	0-0	.000	0-0	.000	0-0	.000	0	0	0	1.7	1	3	1	0	1	0	1.8
at Clemson	01/22/2022	*	31:49	1-7	.143	1-5	.200	0-0	.000	1	0	1	1.6	0	1	2	0	0	3	1.9
Syracuse	01/25/2022	*	33:51	4-6	.667	3-4	.750	0-0	.000	0	3	3	1.7	1	1	1	0	3	11	2.4
at Boston College	01/30/2022	*	26:10	0-1	.000	0-1	.000	0-0	.000	2	4	6	1.9	0	1	0	0	0	0	2.2
at Wake Forest	02/02/2022	*	30:38	3-4	.750	2-3	.667	0-0	.000	0	3	3	2.0	1	4	0	0	2	8	2.5
Virginia Tech	02/05/2022	*	26:17	3-4	.750	2-3	.667	0-0	.000	0	0	0	1.9	2	1	1	0	1	8	2.7
Totals		10	489:12	22-52	.423	17-38	.447	2-8	.250	10	33	43	1.9	26	31	20	1	16	63	2.7

				Field Goals		3-Point		F-Throws		Rebounds				Scoring						
SEASON	TEAM	GP-GS	MIN/AVG	FG-FGA	FG%	3FG-3FGA	3FG%	FT-FTA	FT%	OFF	DEF	TOT	AVG	PF-FO	A	TO	BLK	STL	PTS	AVG
2018-19	Pitt	2-0	5/2.4	0-1	.000	0-1	.000	0-0	.000	1	0	1	0.5	0-0	3	0	0	1	0	0.0
2019-20	Pitt	13-0	39/3.0	1-4	.250	0-2	.000	0-0	.000	2	4	6	0.5	1-0	3	3	0	4	2	0.2
2020-21	Pitt	9-1	44/4.8	4-5	.800	3-3	1.000	0-0	.000	0	3	3	0.3	5-0	5	4	0	3	11	1.2
2021-22	Pitt	23-10	489/21.3	22-52	.423	17-38	.447	2-8	.250	10	33	43	1.9	26-0	31	20	1	16	63	2.7
TOTAL		47-11	577/12.3	27-62	.435	20-44	.455	2-8	.250	13	40	53	1.1	32-0	42	27	1	24	76	1.6

CAREER HIGHS

Points	11, vs. Syracuse, 1/25/22
FG	4, vs. Syracuse, 1/25/22
FGA	7, at Clemson, 1/22/22
3FG	3, vs. Syracuse, 1/25/22
3FGA	5, at Clemson, 1/22/22
FT	1, 2x; last vs. Jacksonville, 12/21/21
FTA	2, 4x; last vs. Jacksonville, 12/21/21
Rebounds	6, at Boston College, 1/30/22
Off. Rebounds	2, 2x; last at Boston College, 1/30/22
Def. Rebounds	4, 2x; last at Boston College, 1/30/22
Assists	4, at Wake Forest, 2/2/22
Steals	3, vs. Syracuse, 1/25/22
Blocks	1, vs. Colgate, 12/9/21
Minutes	34, vs. Syracuse, 1/25/22

	2021-22	Career
5 or more Points	6	6
3 or more Rebounds	8	8
2 or more Steals	4	5
3 or more Assists	5	5
10+ Minutes	19	21
20+ Minutes	16	16
30+ Minutes	5	5



MAX AMADASUN | #35

SO-1L • C • 6-10 • 230

Dublin, Ireland • Our Saviour Lutheran [N.Y.]



Opponent	Date	GS	MIN	Total		3-Pointers		Free throws		Rebounds				PF	A	TO	BLK	STL	PTS	AVG
				FG-FGA	PCT	3FG-3FGA	PCT	FT-FTA	PCT	OFF	DEF	TOT	AVG							
Vanderbilt	11/24/2021		01:34	1-1	1.000	0-0	.000	0-0	.000	0	0	0	0.0	0	0	0	0	1	2	2.0
Jacksonville	12/21/2021		00:57	0-0	.000	0-0	.000	0-0	.000	0	0	0	0.0	0	0	0	0	0	0	1.0
Louisville	01/15/2022		00:13	0-0	.000	0-0	.000	0-0	.000	0	0	0	0.0	0	0	0	0	0	0	0.7
at Clemson	01/22/2022		01:32	0-0	.000	0-0	.000	0-0	.000	0	1	1	0.3	0	0	0	0	0	0	0.5
at Wake Forest	02/02/2022		00:59	0-0	.000	0-0	.000	0-0	.000	0	0	0	0.2	0	0	0	0	0	0	0.4
Totals		0	05:14	1-1	1.000	0-0	.000	0-0	.000	0	1	1	0.2	0	0	0	0	1	2	0.4

		Field Goals		3-Point		F-Throws		Rebounds				Scoring								
SEASON	TEAM	GP-GS	MIN/AVG	FG-FGA	FG%	3FG-FGA	3FG%	FT-FTA	FT%	OFF	DEF	TOT	AVG	PF-FO	AST	TO	BLK	STL	PTS	AVG
2020-21	Pitt	4-0	12/3.0	1-5	.200	0-0	.000	0-0	.000	1	2	3	0.8	2-0	0	0	0	0	2	0.5
TOTAL		4-0	12/3.0	1-5	.200	0-0	.000	0-0	.000	1	2	3	0.8	2-0	0	0	0	0	2	0.5

CAREER HIGHS

Points	2, 2x; last vs. Vanderbilt, 11/24/21	2021-22	Career
FG	1, 2x; last vs. Vanderbilt, 11/24/21	Double-Figure Points	-
FGA	4, vs. Notre Dame, 1/30/21	5 or more Rebounds	-
3FG	-	2 or more Blocks	-
3FGA	-	2 or more Steals	-
FT	-	10+ Minutes	-
FTA	-	20+ Minutes	-
Rebounds	3, vs. Notre Dame, 1/30/21	Dunks	-
Off. Rebounds	1, vs. Notre Dame, 1/30/21	Offensive Fouls Drawn	-
Def. Rebounds	2, vs. Notre Dame, 1/30/21		
Assists	-		
Steals	1, vs. Vanderbilt, 11/24/21		
Blocks	-		
Minutes	5, vs. Notre Dame, 1/30/21		



JEFF CAPEL | DUKE '97

Head Coach • Fourth Season at Pitt (13th overall)

Overall Record: 210-173 (.548)

Conference Record: 101-113 (.472)

CAPEL RECORD WHEN

	2021-22	at Pitt	Total
Overall	8-15	48-63	210-173
Home	7-8	36-28	137-56
Road	1-7	6-32	46-93
Neutral	-	6-3	27-25
Conf. Regular Season	3-9	18-48	101-113
Home	2-3	14-19	65-41
Road	0-6	3-29	35-72
Conference Tournament	-	2-3	12-11
NCAA Tournament	-	-	4-3
NIT	-	-	0-1
Regular Season Non-Con	5-6	28-12	93-45
Home	4-5	21-9	66-14
Road	1-1	3-3	11-19
Neutral	-	4-0	16-12
Leading at the half	3-1	30-9	161-31
Trailing at the half	5-13	15-53	43-139
Tied at the half	0-1	3-1	6-3
Shoots 60% or better	-	2-0	8-0
Shoots 50% or better	0-3	11-5	83-13
Shoots under 30%	-	0-4	0-7
Holds Opp. to less than 50%	8-10	46-46	204-121
Holds Opp. to less than 40%	7-2	33-8	125-18
Holds Opp. to less than 30%	1-0	3-0	18-0
Outrebounds Opp.	7-8	29-23	140-49
20 or more assists	-	5-0	24-0
10 or more 3FG	0-1	3-5	30-17
More made FTs than Opp.	8-9	39-31	152-50
Overtime Games	-	1-2	14-5
Double-overtime games	-	-	2-1
vs. Ranked Opponents (AP)	-	2-13	10-47
vs. Unranked Opponents	8-15	45-49	202-125
In November	2-5	16-9	39-24
In December	3-3	14-7	51-23
In January	3-5	11-19	59-45
In February	0-2	3-21	38-56
In March	-	4-7	23-25
Scores 59 points or less	2-7	4-25	13-68
Scores 60+ points	6-7	43-36	196-103
Scores 70+ points	1-4	29-16	147-39
Scores 80+ points	-	11-1	68-5
Scores 90+ points	-	4-0	27-1
Scores 100+ points	-	-	3-0

BY THE NUMBERS

Team Accomplishments

Overall record	210-173 (.548)
30-win seasons	1
25-win seasons	1
20-win seasons	3
20-win/10-league win seasons	2
10-win league seasons	4

National Achievements

NCAA Tournament appearances	3
NCAA Tournament record	4-3
Sweet Sixteen appearances	1
Earned a high seed (1-4)	1
Total postseason appearances (NIT & NCAA)	4

Conference Achievements

Total conference titles	2
Tournament	1
Regular Season	1
Regular season W-L	101-113 (.472)
ACC	18-48
Big 12	33-43
Colonial Athletic Conference	50-22
Conference Tournament W-L	12-11
ACC	2-3
Big 12	3-5
Colonial Athletic Conference	7-3
Tournament title game appearances	2

In The Associated Press Poll

Weeks ranked	22
Highest ranking	2 (3x)
Highest final ranking	7 (2009)
Weeks in the AP Top 10	16
Record when ranked	33-9

Honors & Awards

National Player of the Year	1 (Blake Griffin)
All-America selections	1
Conference Player of the Year	2
Conference Rookie of the Year	2
All-Conference selections	12
Conference All-Defensive Team selections	1
Conference All-Freshman Team selections	5
Academic All-Conference	16

In The NBA Draft

First round draft picks (as a head coach)	2
Highest draft pick	No. 1 (Blake Griffin)
Lottery picks	1
Total draft picks	6
First round draft picks (as a head coach & ast. coach)	18
Highest draft pick	No. 1 (Blake Griffin)
Lottery picks	10
Total draft picks	27

On the Recruiting Trail

McDonald's All-Americans signed (as a head coach)	4
McDonald's All-Americans signed (as a head coach & ast. coach)	23
Top 10 recruiting classes (as a head coach & ast. coach)	6

YEAR-BY-YEAR RECORDS

Year	Overall		Conference		Con. Tourn.		NCAA		NIT		RS Non-Conf.		Home		Road		Neutral		vs. Top-25	
	W-L	Pct.	W-L	Pct.	W-L	Pct.	W-L	Pct.	W-L	Pct.	W-L	Pct.	W-L	Pct.	W-L	Pct.	W-L	Pct.	W-L	Pct.
VCU																				
2002-03	18-10	.643	12-6	.667	1-1	.500	0-0	.000	0-0	.000	5-3	.625	12-3	.800	5-6	.455	1-1	.500	0-0	.000
2003-04	23-8	.742	14-4	.778	3-0	1.000	0-1	.000	0-0	.000	6-3	.667	12-3	.800	8-4	.667	3-1	.750	0-2	.000
2004-05	19-13	.594	13-5	.722	2-1	.667	0-0	.000	0-1	.000	4-6	.444	11-4	.733	6-8	.429	2-1	.677	0-1	.000
2005-06	19-10	.655	11-7	.611	1-1	.500	0-0	.000	0-0	.000	7-2	.778	12-2	.857	6-7	.462	1-1	.500	0-0	.000
Oklahoma																				
2006-07	16-15	.516	6-10	.375	1-1	.500	0-0	.000	0-0	.000	9-4	.692	12-4	.750	1-8	.111	3-3	.500	1-8	.111
2007-08	23-12	.657	9-7	.563	1-1	.500	1-1	.500	0-0	.000	12-3	.800	14-3	.824	5-6	.455	4-3	.571	3-8	.273
2008-09	30-6	.833	13-3	.813	0-1	.000	3-1	.750	0-0	.000	14-1	.933	16-1	.941	8-3	.727	6-2	.750	4-3	.571
*2009-10	13-18	.419	4-12	.250	0-1	.000	0-0	.000	0-0	.000	9-5	.643	11-4	.733	1-10	.091	1-4	.200	1-4	.200
2010-11	14-18	.438	5-11	.313	1-1	.500	0-0	.000	0-0	.000	8-6	.571	12-4	.750	1-9	.100	1-5	.167	0-8	.000
Pitt																				
2018-19	14-19	.424	3-15	.167	1-1	.500	-	-	-	-	10-3	.769	11-7	.611	0-11	.000	3-1	.750	1-7	.125
2019-20	16-17	.485	6-14	.300	1-1	.500	-	-	-	-	9-2	.818	11-7	.611	2-9	.182	3-1	.750	0-4	.000
2020-21	10-12	.455	6-10	.375	0-1	.000	-	-	-	-	4-1	.800	7-6	.539	3-5	.375	0-1	.000	1-2	.333
2021-22	8-15	.348	3-9	.250	-	-	-	-	-	-	5-6	.455	7-8	.467	1-7	.125	-	-	-	-
Career	210-173	.548	101-113	.472	12-11	.522	4-3	.571	0-1	.000	95-46	.674	137-56	.710	46-93	.331	27-25	.519	10-47	.175

* Oklahoma vacated 13 regular season wins, including four conference wins, due to use of an ineligible player during the 2009-10 season; vacated wins not included in career totals

2021-22 PITT BASKETBALL CHART

Overall Record: 8-15 (Home: 7-8; Road: 1-7; Neutral: 0-0)

ACC Record: 3-9 (Home: 3-3; Road: 0-6)

Date	Opponent	Time/ Result	Pitt High Scorer	Opponent High Scorer	Pitt High Rebounder	Opponent High Rebounder	Pitt High Assists	Att.
N. 9	THE CITADEL	L, 78-63	HUGLEY (27)	ROCHE (27)	HUGLEY (10)	BROWN (7)	ODUKALE (4)	7,585
Backyard Brawl								
N. 12	at West Virginia	L, 74-59	Hugley (17)	Bridges (18)	Jeffress (7)	Bridges (6)	Odukale (4)	14,100#
N. 16	UNC WILMINGTON	W, 59-51	ODUKALE (15)	WHITE (14)	HUGLEY (11)	BAKER (8)	ODUKALE & HUGLEY (3)	7,261
N. 19	TOWSON	W, 63-59	SANTOS (14)	HOLDEN (25)	SANTOS (8)	PAAR & HOLDEN (7)	THREE WITH (4)	7,612
N. 24	VANDERBILT	L, 68-52	ODUKALE (14)	THOMAS (14)	SANTOS & GUEYE (6)	WRIGHT (7)	THREE WITH (2)	7,460
N. 27	UMBC	L, 87-77	HUGLEY (21)	KENNEDY (19)	JEFFRESS (8)	WOJCIK (5)	BURTON (6)	7,400
ACC / Big Ten Challenge								
N. 30	MINNESOTA	L, 54-53	HUGLEY (25)	BATTLE (16)	HUGLEY (14)	BATTLE (7)	ODUKALE (5)	7,736
D. 3	at Virginia *	L, 57-56	Hugley (12)	Gardner (15)	Gueye & Jeffress (6)	Gardner & Clark (5)	Burton (4)	14,257
Gotham Classic								
D. 9	COLGATE	W, 71-68	HUGLEY (22)	CUMMINGS (17)	HUGLEY (7)	MOFFATT (6)	ODUKALE (3)	7,328
D. 12	MONMOUTH	L, 56-52	BURTON (15)	PAPAS (17)	HUGLEY (13)	PAPAS & FOSTER (6)	HUGLEY & ODUKALE (2)	7,579
D. 18	+ at St. John's	W, 59-57	Burton (20)	Addae=Wusu (12)	Hugley (8)	Soriano (9)	Odukale (3)	5,177
D. 21	JACKSONVILLE	W, 64-55	ODUKALE (28)	NOLAN (22)	GUEYE (12)	THREE WITH (6)	GUEYE (4)	7,392
D. 28	NOTRE DAME *	L, 68-67	HUGLEY (18)	ATKINSON, JR. (16)	HUGLEY (6)	ATKINSON, JR. (8)	THREE WITH (3)	8,656
J. 5	at Louisville *	L, 75-72	Burton (21)	Ellis (18)	Hugley (7)	Curry (8)	Odukale (3)	11,973
J. 8	BOSTON COLLEGE *	W, 69-67	HUGLEY (32)	ASHTON-LANGFORD (23)	HUGLEY (13)	BICKERSTAFF (8)	ODUKALE (8)	7,876
J. 11	at Syracuse *	L, 77-61	Three with (14)	B. Boeheim (24)	Gueye (10)	Edwards (8)	Gueye (4)	15,214
J. 15	LOUISVILLE *	W, 65-53	BURTON (20)	WILLIAMS (12)	BURTON & GUEYE (8)	WILLIAMS (13)	ODUKALE & BURTON (4)	8,431
J. 19	VIRGINIA *	L, 66-61	HUGLEY (23)	BEEKMAN (19)	HUGLEY (7)	CAFFARO (5)	ODUKALE & EZEAKUDO (3)	7,595
J. 22	at Clemson *	L, 75-48	Hugley (15)	Dawes (19)	Hugley (8)	Collins (7)	Odukale (3)	7,406
J. 25	SYRACUSE *	W, 64-53	BURTON (21)	B. BOEHEIM (25)	HUGLEY (18)	EDWARDS (9)	BURTON (5)	8,066
J. 30	at Boston College *	L, 69-56	Odukale (16)	Ashton-Langford (21)	Gueye (9)	Post (10)	Odukale & Hugley (2)	4,507
F. 2	at Wake Forest *	L, 91-75	Odukale (23)	LaRavia (18)	Hugley (12)	Williams (10)	Burton (5)	5,328
F. 5	VIRGINIA TECH *	L, 76-71	ODUKALE (25)	MURPHY (20)	BURTON (6)	MUTTS (5)	BURTON (4)	8,533
F. 7	at Virginia Tech *	7 pm						
F. 9	at Florida State *	9 pm						
F. 12	NC STATE *	3 PM						
F. 16	at North Carolina *	8 pm						
F. 19	GEORGIA TECH *	7 PM						
F. 22	MIAMI *	8 PM						
M. 1	DUKE *	8 PM						
M. 5	at Notre Dame *	TBD						

ACC Tournament

M. 8-12 < ACC Tournament

[-/-] Pitt / Opponent AP Poll rank

+ - Madison Square Garden (New York)

* ACC contest

< Barclays Center (Brooklyn, N.Y.)

All Game times are Eastern Time Zone

HOME GAMES IN BOLD CAPS

denotes sellout

2021-22 ATTENDANCE FIGURES

Site	Games	Total	Average
Home	15	116,510	7,767
Away	8	77,904	9,738
Neutral	-	-	-
Total	23	194,414	8,453

PITT BY THE NUMBERS

Seasons of Men's Basketball	115th
Total Games	2,869
All-time record	1,655-1,214
All-time ACC record (regular season only)	50-106 (9th season)
NCAA Tournament Appearances	26 (last in 2016)
NIT Appearances	9 (last in 2015)
20+ Win Seasons	22 (last in 2016)
30+ Win Seasons	2 (last in 2004)
Overtime Games	110 (60-50)
Pitt 100-Point Games	43 (43-0)
Consecutive games holding opponents under .500 shooting	0
Consecutive games holding opponents under 100 points	151
Consecutive games scoring at least 70 points	2

TEAM GAME HIGHS & LOWS

		PITT	OPPONENT
Points 1st Half	High Low	44 vs. UMBC (11/27/21) 19 vs. Monmouth (12/12/21)	55 by UMBC (11/27/21) 21 by UNC Wilmington (11/16/21)
Points 2nd Half	High Low	51 at Wake Forest (2/2/22) 21 at Clemson (1/22/22)	45 by Wake Forest (2/2/22) 20 by Monmouth (12/12/21)
Total Points	High Low	77 vs. UMBC (11/27/21) 48 at Clemson (1/22/22)	91 by Wake Forest (2/2/22) 51 by UNC Wilmington (11/16/21)
FG Made	High Low	29 at Wake Forest (2/2/22) 16, 2x; last at Clemson (1/22/22)	30 by West Virginia (11/12/21) 17 by UNC Wilmington (11/16/21)
FG Attempted	High Low	60, 2x; last at Wake Forest (2/2/22) 40 at West Virginia (11/12/21)	63, 2x; last by St. John's (12/18/21) 45 by Virginia Tech (2/5/22)
FG Percentage	High Low	.575 [23-of-40] at West Virginia (11/12/21) .320 [16-of-50] at St. John's (12/18/21)	.578 [26-of-45] by Virginia Tech (2/5/22) .288 [17-of-59] by UNC Wilmington (11/16/21)
3-Pt. FG Made	High Low	11 vs. UMBC (11/27/21) 1, 2x; last vs. Virginia (1/19/22)	15 by Wake Forest (2/2/22) 4, 2x; last by Virginia (1/19/22)
3-Pt. FG Att.	High Low	27 vs. Jacksonville (12/21/21) 4 vs. UNC Wilmington (11/16/21)	36 by The Citadel (11/9/21) 17 by Virginia (1/19/22)
3-Pt. FG Pct.	High Low	.500, 3x; last [9-of-18] vs. Virginia Tech (2/5/22) .118 [2-of-17] vs. The Citadel (11/9/21)	.538 [14-of-26] by Virginia Tech (2/5/22) .190 [4-of-21] by Virginia (12/3/21)
FT Made	High Low	23, 2x; last vs. Boston College (1/8/22) 9 at Clemson (1/22/22)	23 by UMBC (11/27/21) 3 by Minnesota (11/30/21)
FT Attempted	High Low	31 vs. The Citadel (11/9/21) 13 at Clemson (1/22/22)	31 by Syracuse (1/11/22) 5 by Minnesota (11/30/21)
FT Percentage	High Low	.857 [12-of-14], vs. Virginia Tech (2/5/22) .484 [15-of-31] vs. The Citadel (11/9/21)	.941 [16-of-17] by Notre Dame (12/28/21) .455 [5-of-11] by West Virginia (11/12/21)
Off. Rebounds	High Low	16 vs. The Citadel (11/9/21) 2 vs. Virginia Tech (2/5/22)	15 by St. John's (12/18/21) 3 by UMBC (11/27/21)
Def. Rebounds	High Low	34 vs. Louisville (11/15/22) 16 vs. Virginia Tech (2/5/22)	30 by The Citadel (11/9/21) 11 by West Virginia (11/12/21)
Total Rebounds	High Low	47 vs. UNC Wilmington (11/16/21) 18 vs. Virginia Tech (2/5/22)	39 by The Citadel (11/9/21) 20 by West Virginia (11/12/21)
Assists	High Low	16 vs. Towson (11/19/21) 6, 2x; last at Boston College (1/30/22)	20, 2x; last by Wake Forest (2/2/22) 8 by UNC Wilmington (11/16/21)
Blocked Shots	High Low	8, 2x; last vs. Jacksonville (12/21/21) 0 at Syracuse (1/11/22)	11 by West Virginia (11/12/21) 0 by UMBC (11/27/21)
Steals	High Low	12 at Wake Forest (2/2/22) 2, 2x; last at St. John's (12/18/21)	17 by West Virginia (11/12/21) 1 by Notre Dame (12/28/21)
Turnovers	High Low	32 at West Virginia (11/12/21) 6, 2x; last vs. Notre Dame (12/28/21)	16 by Virginia Tech (2/5/22) 6 by Virginia (12/3/21)
Personal Fouls	High Low	23 at Louisville (1/5/22) 9 vs. Jacksonville (12/21/21)	24 by UNC Wilmington (11/16/21) 11 by Boston College (1/30/22)

INDIVIDUAL GAME HIGHS & LOWS

	PITT	OPPONENT
Points	32, John Hugley vs. Boston College (1/8/22)	27, Jason Roche, The Citadel (11/9/21)
FG Made	10, 2x; last Femi Odukale at Wake Forest (2/2/22)	9, 2x; last Buddy Boeheim, Syracuse (1/25/22)
FG Attempted	20, John Hugley vs. The Citadel (11/9/21)	23, Buddy Boeheim, Syracuse (1/25/22)
3-Pt. FG Made	5, 2x; last Femi Odukale vs. Virginia Tech (2/5/22)	8, Jason Roche, The Citadel (11/9/21)
3-Pt. FG Attempted	9, Jamarius Burton vs. Syracuse (1/25/22)	15, Buddy Boeheim, Syracuse (1/25/22)
FT Made	15, John Hugley vs. Boston College (1/8/22)	8, Paul Atkinson, Jr., Notre Dame (12/28/21)
FT Attempted	20, John Hugley vs. Boston College (1/8/22)	10, 2x; last Alondes William, Wake Forest (2/2/22)
Rebounds	18, John Hugley vs. Syracuse (1/25/22)	13, Malik Williams, Louisville (1/15/22)
Offensive Rebounds	8, John Hugley vs. Syracuse (1/25/22)	6, Jesse Edwards, Syracuse (1/11/22)
Defensive Rebounds	10, 2x; last John Hugley at Wake Forest (2/2/22)	11, Malik Williams, Louisville (1/15/22)
Assists	6, Jamarius Burton vs. UMBC (11/27/21)	9, Alondes Williams, Wake Forest (2/2/22)
Turnovers	8, 2x; last John Hugley at Boston College (1/30/22)	8, Justyn Mutts, Virginia Tech (2/5/22)
Blocked Shots	5, Mouhamadou Gueye at Clemson (1/22/22)	5, Jalen Bridges, West Virginia (11/12/21)
Steals	3, 6x; last Ithiel Horton at Wake Forest (2/2/22)	7, Kedrian Johnson, West Virginia (11/12/21)
Minutes	40:00, 3x; last Jamarius Burton vs. Virginia (1/19/22)	40:00, Buddy Boeheim, Syracuse (1/25/22)

GAME-BY-GAME COMPARISON

Opponent	1st Half	2nd Half	Final	FG	FG PCT	3FG	3FG PCT	FT	FT PCT	REB	ASTS	TO	BLKS	STLS	FOULS
The Citadel	31-43	32-36	63-78	23-60/29-63	.383/.460	2-17/13-36	.118/.361	15-31/7-11	.484/.636	43/39	14/18	8/10	2/2	6/5	16/23
at West Virginia	24-36	35-38	74-59	23-40/30-59	.565/.508	3-6/9-22	.500/.409	10-17/5-11	.588/.455	36/20	15/15	32/14	4/11	7/17	17/17
UNC Wilmington	34-21	25-30	59-51	21-49/17-59	.429/.288	1-4/6-23	.250/.261	16-29/11-17	.562/.647	47/33	8/8	17/10	4/3	6/9	14/24
Towson	26-29	37-30	63-59	21-47/21-56	.447/.362	5-18/7-27	.278/.259	16-26/10-18	.615/.556	36/36	16/14	11/8	5/2	3/7	16/21
Vanderbilt	23-24	29-44	52-66	18-50/25-52	.360/.481	2-15/10-25	.133/.400	14-19/8-11	.737/.727	30/30	9/13	13/10	3/2	5/8	11/15
UMBC	44-55	33-32	77-87	25-54/25-32	.463/.481	11-26/14-31	.423/.452	16-22/23-27	.727/.852	34/26	15/20	14/8	1/0	3/6	20/16
Minnesota	24-23	29-32	53-54	20-52/22-59	.385/.373	3-15/7-19	.200/.366	10-15/3-5	.667/.600	40/33	13/11	12/7	3/1	4/2	11/16
at Virginia	26-30	30-27	56-57	18-46/24-52	.391/.462	8-16/4-21	.500/.190	12-16/5-7	.750/.714	30/27	18/9	10/6	3/4	2/4	12/13
Colgate	31-33	40-25	71-68	24-55/22-53	.436/.415	4-15/6-23	.267/.261	19-27/18-23	.704/.783	35/28	10/13	11/12	8/1	5/5	20/21
Monmouth	19-36	33-20	52-56	17-50/21-53	.340/.396	2-13/6-25	.154/.240	16-23/8-12	.696/.667	38/31	6/9	15/13	2/3	6/6	15/16
at St. John's	31-35	28-22	59-57	16-50/22-63	.320/.349	4-12/6-18	.333/.333	23-28/7-14	.821/.500	38/37	8-15	18/14	6/9	2/11	16/20
Jacksonville	26-24	38-31	64-55	20-53/20-55	.377/.364	9-27/8-19	.333/.421	15-24/7-13	.625/.538	37/35	13/12	6/12	9/1	7/3	9/15
Notre Dame	30-30	37-38	67-68	23-51/21-50	.451/.420	5-14/10-22	.357/.455	16-22/16-17	.727/.941	26/32	12/15	6/11	2/1	6/1	16/18
at Louisville	32-35	40-40	72-75	23-52/24-50	.442/.480	7-21/7-21	.333/.333	19-27/20-30	.667/.704	34/34	8/14	11/12	3/2	4/5	23/23
Boston College	32-36	37-31	69-67	20-45/22-57	.444/.386	6-14/9-23	.420/.391	23-28/14-19	.821/.737	38/27	13/12	16/10	3/6	6/8	18/22
at Syracuse	34-35	27-42	61-77	18-47/25-49	.383/.510	7-22/6-18	.318/.353	18-26/21-31	.692/.677	29/30	10/13	13/9	0/5	5/11	19/20
Louisville	28-24	37-29	65-53	24-55/19-57	.436/.333	4-18/7-28	.222/.250	13-19/8-11	.684/.727	41/32	12/9	11/9	5/1	7/4	11/16
Virginia	25-29	36-37	61-66	21-42/27-54	.500/.500	1-6/4-17	.167/.235	18-22/8-12	.818/.667	29/25	8/19	15/9	3/4	3/3	17/19
at Clemson	27-38	21-37	48-75	16-48/22-46	.333/.478	7-23/12-25	.304/.480	9-13/19-26	.692/.731	33/28	7/19	20/9	5/3	5/7	20/14
Syracuse	24-28	40-25	64-53	20-56/19-63	.345/.302	7-26/6-31	.269/.194	17-20/9-16	.850/.563	45/39	15/9	13/10	7/3	5/4	12/15
at Boston College	22-31	34-36	56-69	20-57/26-56	.351/.448	5-18/7-21	.276/.333	11-19/10-12	.579/.833	36/37	6/13	13/10	3/4	10/7	15/11
at Wake Forest	24-46	51-45	75-91	29-60/28-51	.483/.549	7-16/15-29	.438/.517	10-15/20-26	.667/.769	31/31	13/20	13/13	2/2	12/5	22/16
Virginia Tech	22-49	49-27	71-76	25-44/26-45	.568/.578	9-18/14-26	.500/.538	12-14/10-16	.857/.625	18/26	11/15	15/16	1/1	11/12	14/13

GAME-BY-GAME SPECIALTY STATS

Opponent	Points in the Paint		Points Off Turnovers		2nd Chance Points		Fast Break Points		Bench Scoring	
	Pitt	Opp	Pitt	Opp	Pitt	Opp	Pitt	Opp	Pitt	Opp
The Citadel	34	28	9	8	4	16	4	8	5	10
at West Virginia	34	34	13	34	13	8	11	21	12	20
UNC Wilmington	34	20	9	12	18	4	8	12	9	20
Towson	20	24	9	13	11	10	11	10	20	7
Vanderbil	26	28	10	14	11	8	2	14	17	23
UMBC	26	12	5	17	6	7	10	7	26	33
Minnesota	28	20	8	16	10	6	6	3	9	6
at Virginia	18	30	7	8	13	13	2	2	11	17
Colgate	22	24	13	10	12	8	7	4	11	19
Monmouth	26	24	17	7	9	5	4	9	17	8
at St. John's	20	18	9	9	10	6	10	4	7	24
Jacksonville	10	18	15	11	10	7	4	6	1	17
Notre Dame	28	16	12	8	4	6	2	0	2	9
at Louisville	20	28	13	11	11	13	0	4	17	35
Boston College	18	22	8	8	11	9	8	15	0	19
at Syracuse	16	32	13	13	12	14	9	7	8	5
Louisville	34	16	12	6	8	3	5	2	3	9
Virginia	30	36	11	21	13	13	6	0	8	16
at Clemson	8	12	9	23	11	4	0	6	7	11
Syracuse	22	16	15	8	13	15	15	8	0	0
at Boston College	28	28	9	10	11	19	11	15	11	17
at Wake Forest	26	20	7	18	10	16	6	15	8	16
Virginia Tech	18	20	26	17	2	9	15	2	2	17

GAME-BY-GAME CHART

Opponent	Jersey	Tip	Largest		No. of Ties	No. of Lead Changes	Pitt Led For	Opp Led For	Game Tied For	Pitt's First Sub
			Pitt Lead	Pitt Deficit						
The Citadel	White	Cit	2	18	0	1	0:26	39:00	0:34	Collier
at West Virginia	Blue	Pitt	4	21	2	3	3:56	34:10	1:54	Ezeakudo
UNC Wilmington	White	Pitt	-	-	1	-	39:13	0:00	0:47	Ezeakudo, Burton
Towson	White	Towson	4	7	8	9	10:46	23:59	5:15	Collier, Burton, Gueye
Vanderbilt	White	Vandy	9	20	3	4	11:09	26:22	2:29	Collier, Burton
UMBC	White	Pitt	5	15	2	1	6:17	30:13	3:30	Collier, Burton, Gueye
Minnesota	White	Minnesota	8	6	8	12	21:57	10:36	7:27	Ezeakudo
at Virginia	Blue	Virginia	4	10	4	14	6:12	29:42	2:06	Collier, Santos
Colgate	Gold	Pitt	11	4	3	4	28:12	9:45	2:07	Odukale
Monmouth	Gold	Pitt	2	19	0	1	1:02	38:10	0:48	Odukale
at St. John's	White	Pitt	3	10	7	7	4:22	32:13	3:25	Oladapo
Jacksonville	Gold	Jax	17	4	1	4	35:15	4:11	0:34	Collier
Notre Dame	White	Pitt	8	5	6	6	17:49	15:53	6:18	Collier, Ezeakudo
at Louisville	Blue	Pitt	5	8	6	16	7:39	29:22	2:59	Collier
Boston College	White	BC	8	11	7	7	13:39	22:11	4:10	Ezeakudo
at Syracuse	Gold	Pitt	7	20	3	2	5:56	31:48	2:16	Collier
Louisville	White	Pitt	16	5	4	4	29:24	8:22	2:14	Jeffress
Virginia	White	Virginia	5	10	6	10	8:00	28:52	3:08	Jeffress
at Clemson	Blue	Clemson	0	32	0	0	0:00	39:42	0:18	Oladapo
Syracuse	White	Pitt	12	10	2	1	12:53	24:14	2:53	Jeffress
at Boston College	Black	BC	8	22	5	4	8:08	29:00	2:52	Horton
at Wake Forest	Blue	Wake	0	24	0	0	0:00	39:44	0:00	Horton
Virginia Tech	White	Pitt	0	28	0	0	0:00	37:39	2:21	Horton

PLAYER SEASON & CAREER HIGHS

	2021-22	CAREER
1 - Chris Payton		
Pts	3 at Clemson (1/22/22)	same
Rebs	2, 2x; last vs. Syracuse (1/25/22)	same
Asts	1, 2x; last at Clemson (1/22/22)	same
Blks	1 vs. UNC Wilmington (11/16/21)	same
Stls	1 at West Virginia (11/12/21)	same
Mins	6, 2x; last at Clemson (1/22/22)	same

2 - Femi Odukale		
Pts	28 vs. Jacksonville (12/21/21)	28, 2x; last vs. Jacksonville (12/21/21)
Rebs	7, 2x; last vs. UMBC (11/27/21)	7, 3x; last vs. UMBC (11/27/21)
Asts	5 vs. Minnesota (11/30/21)	8 vs. Syracuse (1/16/21)
Blks	1, 7x; last at Boston College (1/30/22)	1, 12x; last at Boston College (1/30/22)
Stls	6 vs. Virginia Tech (2/5/22)	same
Mins	40 at Syracuse (1/11/22)	same

3 - Noah Collier		
Pts	7 vs. Towson (11/19/21)	same
Rebs	6 vs. Colgate (12/9/21)	same
Asts	1, 3x; last vs. Syracuse (1/25/22)	2 vs. Northern Illinois (12/5/20)
Blks	1, 4x; last vs. Jacksonville (12/21/21)	2 vs. Northern Illinois (12/5/20)
Stls	1, 2x; last at Boston College (1/30/22)	1, 4x; last at Boston College (1/30/22)
Mins	21, 2x; last at Louisville (1/5/22)	27 vs. Louisville (12/22/20)

4 - Dan Oladapo		
Pts	11 vs. Towson (11/19/21)	25 at Robert Morris (2/12/21)
Rebs	5 vs. UNC Wilmington (11/16/21)	20 at Robert Morris (2/12/21)
Asts	2 vs. Towson (11/19/21)	5 vs. Goshen (11/5/19)
Blks	1 vs. Colgate (12/9/21)	2, 2x; last at Milwaukee (2/20/21)
Stls	1, 3x; last vs. Virginia (1/19/22)	4 at UIC (12/20/20)
Mins	28 vs. UNC Wilmington (11/16/21)	48 vs. Green Bay (2/23/20)

5 - Nate Santos		
Pts	14 vs. Towson (11/19/21)	same
Rebs	8 vs. Towson (11/19/21)	same
Asts	3 vs. The Citadel (11/9/21)	same
Blks	-	-
Stls	2, 2x; last vs. Towson (11/19/21)	-
Mins	37 vs. Towson (11/19/21)	same

11 - Jamarius Burton		
Pts	21, 3x; last vs. Virginia Tech (2/5/22)	same
Rebs	8 vs. Louisville (1/15/22)	8, 6x; last vs. Louisville (1/15/22)
Asts	6 vs. UMBC (11/27/21)	11 at Oklahoma State (12/8/19)
Blks	1, 4x; last vs. Syracuse (1/25/22)	1, 13x; last vs. Syracuse (1/25/22)
Stls	3, at Wake Forest (2/2/22)	3, 4x; last at Wake Forest (2/2/22)
Mins	40, 3x; last vs. Syracuse (1/25/22)	same

12 - Ithiel Horton		
Pts	13 at Louisville (1/5/22)	31 vs. UNC Wilmington (1/10/19)
Rebs	4 at Louisville (1/5/22)	6, 3x; last vs. Syracuse (1/16/21)
Asts	1, 3x; last vs. Virginia Tech (2/5/22)	6 vs. Delaware State (12/19/18)
Blks	-	1, 7x; last vs. Louisville (12/22/20)
Stls	3 at Wake Forest (2/2/22)	4 at William & Mary (2/2/19)
Mins	28 at Louisville (1/5/22)	50 at Columbia (12/2/18)

13 - Aidan Fisch		
Pts	-	-
Rebs	-	1, 2x; last vs. Syracuse (1/16/21)
Asts	-	-
Blks	-	-
Stls	-	-
Mins	1 vs. Louisville (1/15/22)	3 vs. Northern Illinois (12/5/20)

	2021-22	CAREER
14 - Curtis Aiken, Jr.		
Pts	-	2 vs. NC State (3/11/20)
Rebs	-	1, 2x; last at Georgia Tech (3/4/20)
Asts	-	1, at Florida State (2/18/20)
Blks	-	-
Stls	-	1 vs. NC State (3/11/20)
Mins	-	3 vs. Northern Illinois (12/5/20)

15 - Mouhamadou Gueye		
Pts	19 vs. Syracuse (1/25/22)	same
Rebs	12 vs. Jacksonville (12/21/21)	14, 2x; last vs. Hartford (1/30/21)
Asts	4, 2x; last at Syracuse (1/11/22)	7, 2x; last vs. Point Park (12/15/20)
Blks	5 at Clemson (1/22/22)	8 vs. UMBC (2/7/21)
Stls	2, 4x; last vs. Virginia Tech (2/5/22)	4 vs. Point Park (12/15/20)
Mins	39 vs. Louisville (1/15/22)	same

22 - Nike Sibande		
Pts	-	31 vs. Buffalo (3/9/20)
Rebs	-	11, 4x; last at Campbell (3/14/18)
Asts	-	6 vs. Wilberforce (12/30/19)
Blks	-	2, 5x; last vs. Central Michigan (2/27/20)
Stls	-	6 at Eastern Michigan (2/13/18)
Mins	-	41 at Western Illinois (12/2/17)

23 - John Hugley		
Pts	32 vs. Boston College (1/8/22)	same
Rebs	18 vs. Syracuse (1/25/22)	same
Asts	3, 2x; last vs. Notre Dame (12/28/21)	same
Blks	2, 2x; last at St. John's (12/18/21)	same
Stls	3, 2x; last at Boston College (1/30/22)	same
Mins	37, 2x; last vs. Boston College (1/8/22)	same

24 - William Jeffress		
Pts	9, 2x; last vs. Colgate (12/9/21)	same
Rebs	9 vs. UNC Wilmington (11/16/21)	same
Asts	4 vs. Towson (11/19/21)	same
Blks	2, 2x; last vs. Jacksonville (12/21/21)	2, 3x; last vs. Jacksonville (12/21/21)
Stls	3 vs. UNC Wilmington (11/16/21)	same
Mins	39 vs. Towson (11/19/21)	37 vs. Wake Forest (3/2/21)

31 - Onyebuchi Ezeakudo		
Pts	11 vs. Syracuse (1/25/22)	same
Rebs	6 at Boston College (1/30/22)	same
Asts	4 at Wake Forest (2/2/22)	same
Blks	1 vs. Colgate (12/9/21)	same
Stls	3 vs. Syracuse (1/25/22)	same
Mins	34 vs. Syracuse (1/25/22)	same

35 - Max Amadasun		
Pts	2 vs. Vanderbilt (11/24/21)	2, 2x; last vs. Vanderbilt (11/24/21)
Rebs	1 at Clemson (1/22/22)	3 vs. Notre Dame (1/30/21)
Asts	-	-
Blks	-	-
Stls	1 vs. Vanderbilt (11/24/21)	same
Mins	2 vs. Vanderbilt (11/24/21)	5 vs. Notre Dame (1/30/21)

42 - Chayce Smith		
Pts	-	-
Rebs	-	2 vs. Northern Illinois (12/5/20)
Asts	-	-
Blks	-	-
Stls	-	-
Mins	-	2, 2x; last vs. Northern Illinois (12/5/20)

THE LAST TIME IT HAPPENED ...

TEAM

Pitt Was Ranked (AP Poll)

No. 1	Feb. 23, 2009
Top 5 (2-5)	No. 4 on March 14, 2011
Top 10 (6-10)	No. 6 on Dec. 27, 2010
Top 25 (11-25)	No. 20 on Jan. 11, 2016

Pitt Played a Ranked Opponent (AP Poll)

No. 1	at Louisville on Dec. 6, 2019
Top 5	at No. 1 Louisville on Dec. 6, 2019
Top 10	at No. 9 Duke on Jan. 28, 2020
Top 25	vs. No. 16 Florida State on Feb. 20, 2021

Pitt Defeated a Ranked Opponent (AP Poll)

No. 1	vs. Connecticut (70-60) on March 7, 2009
Top 5	vs. No. 3 Syracuse (74-66) on Jan. 17, 2011
Top 10	vs. No. 8 Notre Dame (76-72) on Jan. 31, 2015
Top 25	vs. No. 16 Virginia Tech (83-72) on Feb. 3, 2021

Pitt Lost To a Ranked Opponent (AP Poll)

No. 1	at Louisville (64-46) on Dec. 6, 2019
Top 5	at No. 1 Louisville (64-46) on Dec. 6, 2019
Top 10	at No. 8 Florida State on Feb. 18, 2020
Top 25	vs. No. 16 Florida State (79-72) on Feb. 20, 2021

Pitt Faced No. 1 (AP Poll)

Home	vs. Virginia (L, 66-37) on Feb. 24, 2018
Road	at Louisville (64-46) on Dec. 6, 2019
Neutral	vs. Florida (L, 61-45) on March 22, 2014

100 Points by a Team

By Pitt	112, vs. Marshall (12/28/16)
By Opponent	106, Louisville (1/24/17)

40+ Point Win

By Pitt	42 [99-57], vs. New Orleans (12/20/18)
By Opponent	55 [106-51], vs. Louisville (1/24/17)

30-39 Point Win

By Pitt	30 [89-59], vs. Northern Illinois (12/5/20)
By Opponent	34 [94-60], vs. Louisville (2/11/18)

20-29 Point Win

By Pitt	20 [96-76], vs. Syracuse (1/16/21)
By Opponent	26 [84-58], vs. Notre Dame (1/30/21)

Overtime Game

Pitt Win	89-86, vs. Louisville (1/9/19)
Pitt Loss	73-68, vs. Louisville (1/14/20)

Double Overtime Game

Pitt Win	93-90, vs. Eastern Michigan (11/11/16)
Pitt Loss	95-89, vs. Oklahoma State (12/21/06)

Triple Overtime Game

Pitt Win	98-95, vs. West Virginia (2/12/10)
Pitt Loss	74-73, at George Washington (1/10/76)

Won The Game In The Final Seconds

By Pitt	Jamarius Burton baseline pull-up from 6 feet with 0.4 seconds left to beat St. John's 59-57
By Opponent	Prentiss Hubb turnaround jumper with 5.4 seconds remaining give Notre Dame 68-67 win

Five or More Players in Double-Digit Scoring

By Pitt	5, vs. Wake Forest (3/10/20)
By Opponent	5, Wake Forest (2/2/22)

Made 40-49 Field Goals

By Pitt	41, vs. Maryland-Eastern Shore (12/18/10)
By Opponent	41, UCLA (2/2/91)

Made Fewer Than 20 Field Goals

By Pitt	16 at Clemson (1/22/22)
By Opponent	19, Syracuse (1/25/22)

Had 70-79 Field Goal Attempts

By Pitt	73, vs. Notre Dame (1/30/21)
By Opponent	70, Duke (1/19/21)

Had 80-89 Field Goal Attempts

By Pitt	83, vs. Wake Forest (2/16/16)
By Opponent	89, Villanova (3/4/98)

Had 90-99 Field Goal Attempts

By Pitt	92, vs. Houston Baptist (11/9/07)
By Opponent	95, West Virginia (1/18/67)

Had Fewer Than 35 Field Goal Attempts

By Pitt	35, vs. Cincinnati (12/17/13)
By Opponent	34, Notre Dame (3/11/10)

Shot Over 60 Percent From The Field

By Pitt	.620 [31-of-50], vs. Drexel (11/28/20)
By Opponent	.630 [34-of-54], Louisville (2/11/18)

Shot Over 70 Percent From The Field

By Pitt	.717 [33-of-46], at DePaul (3/9/13)
By Opponent	.700 [42-of-60], Syracuse (2/4/89)

Shot Less Than 30 Percent From The Field

By Pitt	.291 [16-of-55], vs. Syracuse (2/26/20)
By Opponent	.288 [17-of-59], UNC Wilmington (11/16/21)

Made 10+ Three-Point Field Goals

By Pitt	11, vs. UMBC (11/27/21)
By Opponent	14, Virginia Tech (2/5/22)

Made 15+ Three-Point Field Goals

By Pitt	16, vs. Notre Dame (1/29/97)
By Opponent	15, Wake Forest (2/2/22)

Made 0 Three-Point Field Goals

By Pitt	at Georgia Tech (3/5/16)
By Opponent	Louisville (2/11/15)

Had 30+ Three-Point Field Goal Attempts

By Pitt	37, at Boston College (2/12/19)
By Opponent	31, Syracuse (1/25/22)

Shot Over 60 Percent From The Three-Point Line

By Pitt	.619 [13-of-21], vs. Virginia (1/4/17)
By Opponent	.632 [12-of-19], Syracuse (3/14/13)

Shot Over 70 Percent From The Three-Point Line

By Pitt	.727 [8-of-11], vs. Connecticut (3/10/11)
By Opponent	.700 [7-of-10], Georgetown (1/20/10)

Shot Over 80 Percent From The Three-Point Line

By Pitt	.833 [5-of-6], vs. Providence (2/11/90)
By Opponent	-

Shot Less Than 20 Percent From Three-Point Line

By Pitt	.167 [1-of-6], vs. Virginia (1/19/22)
By Opponent	.194 [6-of-31], Virginia (12/3/21)

Made 30-39 Free Throws

By Pitt	38, vs. Florida State (1/14/19)
By Opponent	33, Wichita State (3/21/13)

Made 40+ Free Throws

By Pitt	42, vs. Oklahoma (1/15/89)
By Opponent	42, St. John's (3/9/95)

Made 5 Or Fewer Free Throws

By Pitt	5, vs. Miami (3/9/21)
By Opponent	5, Virginia (12/3/21)

Had 40-49 Free Throw Attempts

By Pitt	46, vs. Florida State (1/14/19)
By Opponent	40, Florida State (2/18/18)

Had 50+ Free Throw Attempts

By Pitt	50, vs. Seton Hall (2/8/97)
By Opponent	-

Shot Over 90 Percent From The Foul Line

By Pitt	.957 [22-of-23], vs. New Orleans (12/20/18)
By Opponent	.941 [16-of-17], Notre Dame (12/28/21)

Shot 100 Percent From The Foul Line

By Pitt	3-of-3, at Miami (1/31/18)
By Opponent	6-of-6, Robert Morris (11/12/19)

Had 50-59 Rebounds

By Pitt	58, Gardner-Webb (12/12/20)
By Opponent	51, West Virginia (11/15/19)

Had 60+ Rebounds

By Pitt	60, vs. VMI (12/6/11)
By Opponent	74, West Virginia (2/12/64)

Five Players Fouled Out

By Pitt	vs. Villanova (2/7/86)
By Opponent	Seton Hall (2/9/85)

Had 20-29 Assists

By Pitt	21, vs. Duke (1/19/21)
By Opponent	20, Wake Forest (2/2/22)

Had 30+ Assists

By Pitt	30, vs. Virginia Tech (1/31/16)
By Opponent	31, UCLA (2/2/91)

Had 10+ Blocked Shots

By Pitt	13, vs. Colgate (12/29/18)
By Opponent	11, West Virginia (11/12/21)

Had 15+ Steals

By Pitt	15, Binghamton (12/20/19)
By Opponent	17, West Virginia (11/12/21)

Had 20+ Turnovers

By Pitt	32, at West Virginia (11/12/21)
By Opponent	22, Georgia Tech (2/8/20)

Had 30+ Turnovers

By Pitt	32, at West Virginia (11/12/21)
By Opponent	31, Carnegie Mellon (12/16/96)

Committed 10 Or Fewer Turnovers

By Pitt	6, vs. Notre Dame (12/28/21)
By Opponent	10, Boston College (1/30/22)

THE LAST TIME IT HAPPENED ...

INDIVIDUAL

30-39 Points by a Player

By Pitt 32, John Hugley vs. Boston College (1/8/22)
By Opp. 30, Keve Aluma, Virginia Tech (2/3/21)

40+ Points by a Player

By Pitt 43, Jamel Artis at Louisville (1/11/17)
By Opp. 41, T.J. Warren, NC State (3/3/14)

Two Players Scored 30 or More Points

By Pitt Jamel Artis (30) and Michael Young (30)
vs. Marshall (12/28/16)
By Opp. Kenny Anderson (32) and Dennis Scott (30),
Georgia Tech (12/28/89)

Two Players Scored 20 or More Points

By Pitt Femi Oduake (25) and Jamarius Burton (21)
vs. Virginia Tech (2/5/22)
By Opp. RJ Barrett (26) and Zion Williamson (25),
Duke (1/22/19)

Three Players Scored 20 or More Points

By Pitt Justin Champagnie (24), Xavier Johnson (23) and
Ithiel Horton (20) vs. Syracuse (1/16/21)
By Opp. CJ Burks (25), Stevie Browning (22) and
Ryan Taylor (22), Marshall (12/28/16)

10+ Field Goals Made by a Player

By Pitt 10, Femi Oduka at Wake Forest (2/2/22)
By Opp. 10, Keve Aluma, Virginia Tech (2/3/21)

15+ Field Goals Made by a Player

By Pitt 15, Jamel Artis at Louisville (1/11/17)
By Opp. 16, T.J. Warren, NC State (3/3/14)

20-29 Field Goal Attempts by a Player

By Pitt 20, John Hugley vs. The Citadel (11/9/21)
By Opp. 23, Buddy Boeheim, Syracuse (1/25/22)

Player Shot 1.000 With 5+ Field Goal Attempts

By Pitt 5-of-5, Khameron Davis vs. Mount St. Mary's (12/5/17)
By Opp. 6-of-6, Dallas Walton, Wake Forest (2/2/22)

Player Shot .800 With 10+ Field Goal Attempts

By Pitt 8-of-10 [.800], John Hugley vs. UMBG (11/27/21)
By Opp. 8-of-10 [.800] Amando Bacot, UNC (1/26/21)

Player Shot .900 With 10+ Field Goal Attempts

By Pitt 9-of-10 [.900], Talib Zanna at Clemson (1/21/14)
By Opp. 9-of-10 [.900] Wendall Carter, Jr., Duke (1/20/18)

5+ 3pt Field Goals Made by a Player

By Pitt 5, Femi Oduka vs. Virginia Tech (2/5/22)
By Opp. 5, Al-Amir Dawes, Clemson (1/22/22)

10+ 3pt Field Goal Attempts by a Player

By Pitt 10, Ithiel Horton vs. Syracuse (1/16/21)
By Opp. 11, Kevion Nolan, Jacksonville (12/21/21)

Player Shot .800 With 5+ 3pt Field Goal Attempts

By Pitt .800 [4-of-5], Justin Champagnie vs. UNC (1/26/21)
By Opp. .800 [8-of-10], Ismael Massoud, Wake Forest (1/23/21)

10+ Free Throws Made by a Player

By Pitt 15, John Hugley vs. Boston College (1/8/22)
By Opp. 10, RayQuan Gray, Florida State (2/20/21)

15+ Free Throws Made by a Player

By Pitt 15, John Hugley vs. Boston College (1/8/22)
By Opp. 16, Michael Sweetney, Georgetown (1/19/02)

10+ Free Throws Attempted by a Player

By Pitt 20, John Hugley vs. Boston College (1/8/22)
By Opp. 10, Alondes Williams, Wake Forest (2/2/22)

15+ Free Throws Attempted by a Player

By Pitt 20, John Hugley vs. Boston College (1/8/22)
By Opp. 20, Ovie Soko, Duquesne (11/30/13)

Player Shot 1.000 With 10+ Free Throw Attempts

By Pitt 13-of-13, Xavier Johnson vs. Syracuse (1/16/21)
By Opp. 14-of-14, Anthony Barber, NC State (1/19/16)

10+ Rebounds by a Player

By Pitt 12, John Hugley at Wake Forest (2/2/22)
By Opp. 10, Alondes Williams, Wake Forest (2/2/22)

15+ Rebounds by a Player

By Pitt 18, John Hugley vs. Syracuse (1/25/21)
By Opp. 16, Jalen Johnson, Duke (1/19/21)

20+ Rebounds by a Player

By Pitt 21, Justin Champagnie vs. Gardner-Webb (12/12/20)
By Opp. 21, Mike Davis, Maryland (2/15/77)

Two Players with 10 or More Rebounds

By Pitt John Hugley (18) and Mouhamadou Gueye (10)
vs. Syracuse (1/25/22)
By Opp. Samuel Williamson (12) and David Johnson (11)
Louisville (12/22/20)

5+ Offensive Rebounds by a Player

By Pitt 8, John Hugley vs. Syracuse (1/25/22)
By Opp. 6, Jesse Edwards, Syracuse (1/11/22)

10+ Defensive Rebounds by a Player

By Pitt 10, John Hugley at Wake Forest (2/2/22)
By Opp. 11, Malik Williams, Louisville (1/15/22)

10+ Assists by a Player

By Pitt 11, Xavier Johnson vs. Duke (1/19/21)
By Opp. 11, Markell Johnson, NC State (3/11/20)

5+ Blocked Shots by a Player

By Pitt 5, Mouhamadou Gueye at Clemson (1/22/22)
By Opp. 5, Jalen Bridges, West Virginia (11/12/21)

5+ Steals by a Player

By Pitt 6, Femi Oduka vs. Virginia Tech (2/5/22)
By Opp. 5, Justyn Mutts, Virginia Tech (2/5/22)

Double-Double by a Player*

By Pitt 17/12, John Hugley at Wake Forest (2/2/22)
By Opp. 12/10, Alondes Williams, Wake Forest (2/2/22)

Two Players with Double-Doubles in a Game*

By Pitt 11/18, John Hugley vs. Syracuse (1/25/22)
19/10, Mouhamadou Gueye vs. Syracuse (1/25/22)
By Opp. 17/11, David Johnson, Louisville (12/22/20)
14/12, Samuel Williamson, Louisville (12/22/20)

20 - 20 Games (Points - Rebounds)

By Pitt 24/21, J. Champagnie vs. Gardner-Webb (12/12/20)
By Opp. 42/20, Bruce King, Iowa (12/30/76)

20 - 10 Game (Points - Rebounds)

By Pitt 32/13, John Hugley vs. Boston College (1/8/22)
By Opp. 21/10, Amando Bacot, UNC (1/26/21)

20 - 10 Game (Points - Assists)

By Pitt 21/10, Xavier Johnson vs. Louisville (1/9/19)
By Opp. 20/11, John Gillon, Syracuse (1/7/17)

30 - 10 Game (Points - Rebounds)

By Pitt 32/13, John Hugley vs. Boston College (1/8/22)
By Opp. 30/10, Keve Aluma, Virginia Tech (2/3/21)

Triple-Double by a Player^

By Pitt 23/12/11, Ricardo Greer vs. Villanova (3/4/98)
By Opp. 14/10/11, Mike Griffin, Syracuse (2/27/01)

*Double-doubles are points and rebounds unless otherwise indicated

^Triple-doubles are points, rebounds, and assists

PITT MISCELLANEOUS STATISTICS

Games as Leading Scorer

John Hugley	10
Femi Odukale	7
Jamarius Burton	6
Mouhamadou Gueye	1
Nate Santos	1

Games as Leading Rebounder

John Hugley	13
Mouhamadou Gueye	6
William Jeffress	3
Nate Santos	2
Jamarius Burton	2

Games Leading in Assists

Femi Odukale	16
Jamarius Burton	8
John Hugley	5
Mouhamadou Gueye	3
William Jeffress	1
Onyebuchi Ezeakudo	1

30+ Point Scoring Games

John Hugley	1
-------------	---

20+ Point Scoring Games

John Hugley	6
Jamarius Burton	5
Femi Odukale	4

Double-Figure Scoring Games

Jamarius Burton	17
John Hugley	16
Femi Odukale	15
Mouhamadou Gueye	11
Nate Santos	2
Ithiel Horton	2
Onyebuchi Ezeakudo	1
Dan Oladapo	1

Double-Figure Rebound Games

John Hugley	7
Mouhamadou Gueye	4

Double-Doubles

John Hugley	7
Mouhamadou Gueye	3

Pitt's First Substitution

Noah Collier	9
Onyebuchi Ezeakudo	5
Jamarius Burton	4
William Jeffress	3
Ithiel Horton	3
Mouhamadou Gueye	2
Femi Odukale	2
Dan Oladapo	2
Nate Santos	1

Offensive Fouls Drawn

Opponent	52
Pitt	22

Femi Odukale	6
William Jeffress	5
Jamarius Burton	5
Onyebuchi Ezeakudo	3
Mouhamadou Gueye	1
Noah Collier	1
John Hugley	1

Three-Point Plays

Opponent	12
Pitt	25

John Hugley	15
Femi Odukale	5
Mouhamadou Gueye	2
Jamarius Burton	1
Noah Collier	1
Dan Oladapo	1

Four-Point Plays

Opponent	1
Pitt	0

Dunks

Opponent	25
Pitt	48

Mouhamadou Gueye	19
John Hugley	8
Noah Collier	6
Jamarius Burton	5
Femi Odukale	5
Chris Payton	2
William Jeffress	1
Nate Santos	1
Dan Oladapo	1

Jump Balls Controlled

Opponent	11
Pitt	12

Mouhamadou Gueye	10
Dan Oladapo	1
John Hugley	1

Technical Fouls / Flagrant 1s

Opponent	6
Pitt	5

Bench	3
John Hugley	2

Largest Halftime Lead

13 [34-21] vs. UNC Wilmington (11/16/21)

Largest Halftime Deficit

27 [49-22] vs. Virginia Tech (2/5/22)

Largest Halftime Deficit Overcome to Win

4 [35-31] at St. John's (12/18/21)
4 [36-32] vs. Boston College (1/8/22)

Largest Deficit Overcome to Win

11 [24-13, 1st - 8:26] vs. Boston College (1/8/22)

Largest Pitt Lead

17 [38-21] vs. UNC Wilmington (11/16/21)
17 [59-42] vs. Jacksonville (12/21/21)

Largest Pitt Deficit

32 [75-43, 2:05] at Clemson (1/22/22)

Largest Pitt Win

12 [65-53] vs. Louisville (1/15/22)

Largest Pitt Defeat

27 [75-48] at Clemson (1/22/22)

Most Consecutive Points Scored

14 vs. Jacksonville (12/21/21)

Most Consecutive Points Allowed

14 vs. The Citadel (11/9/21)

Longest Winning Streak

2, 11/16-11/19, 12/18-12/21

Longest Losing Streak

4, 11/24-12/3

Largest Home Crowd

8,656 vs. Notre Dame (12/28/21)

Largest Road Crowd

14,257 at Virginia (12/3/21)

Largest Neutral Crowd

n/a

PITT'S 2021-22 RECORD WHEN ...

Plays at home	7-8
Plays on the road	1-7
Plays at neutral site	0-0
Record vs. the ACC (regular season)	3-9
Record against non-conference	5-6
Wins the game before	2-6
Loses the game before	6-8
Leads at half	3-1
Trails at half	5-13
Tied at half	0-1
Plays an overtime game	0-0
Shoots 50% or better	0-3
Shoots less than 50%	8-12
Opp. shoots 50% or less	8-11
Shoots better than opp.	7-3
Shoots worse than opp.	1-11
Shoots same as opp.	0-1
Has more FTs made than opp.	8-8
Has equal FTs made	0-1
Has less FTs made than opp.	0-6
Outrebounds opp.	7-8
Is outrebounded	0-4
Has equal rebounds	1-3
Has more TOs than opp.	6-11
Has equal or less TOs than opp.	2-4
Scores more/equal bench pts.	2-3
Scores less bench pts.	6-12
Plays a ranked opp. (AP)	0-0
Makes 5+ 3-Pt. shots	4-9
No Pitt player fouls out	7-11
1+ Pitt player fouls out	1-4
Has 20+ assists	0-0
Wears white uniforms	6-7
Wears gold uniforms	2-2
Wears blue uniforms	0-5
Wears black uniforms	0-1
Plays in tournaments	2-1
Plays on television	7-12
Plays in November	2-5
Plays in December	3-3
Plays in January	3-5
Plays in February	0-2
Plays in March	0-0
Plays during the day	4-2
Plays at night	4-13
Plays on Sunday	0-2
Plays on Monday	0-0
Plays on Tuesday	3-4
Plays on Wednesday	0-4
Plays on Thursday	1-0
Plays on Friday	1-2
Plays on Saturday	3-3
Margin is 5 pts. or less	4-7
Margin is 10 pts. or less	6-7
Margin is between 11-20	2-6
Margin is more than 20	0-1
Has a 20-pt. scorer	6-7
Has a 30-pt. scorer	1-0
Scores 59 points or less	2-7
Scores 60+ points	6-8
Scores 70+ points	1-4
Scores 80+ points	0-0
Scores 90+ points	0-0
Scores 100+ points	0-0

BY STARTING LINEUP

Odukale, Burton, Jeffress, Gueye, Hugley	3-4
Ezeakudo, Burton, Odukale, Gueye, Hugley	2-5
Odukale, Santos, Jeffress, Oladapo, Hugley	2-2
Ezeakudo, Burton, Jeffress, Gueye, Hugley	1-2
Odukale, Santos, Jeffress, Gueye, Hugley	0-2

PITT BASKETBALL IN THE POLLS

The Pitt basketball program has held a prominent spot in the national basketball scene for the past 16 seasons. The final national rankings are just one area to measure the Panthers success in that span. Pitt has finished in the Associated Press top 25 in eight of the past 17 seasons, including three times concluding the year ranked in the top 10 in the nation.

- Pitt has been ranked in the top 25 of the AP Poll at some point in 14 of the past 17 seasons.
- Pitt concluded the 2008-09 and 2010-11 season ranked No. 4 in the AP Poll.
- Pitt claimed its first No. 1 ranking in the AP Poll during the 2008-09 season.
- The Panthers have been ranked in the AP top 25 a total of 260 weeks.
- Pitt has been ranked in the top 10 of the AP Poll 117 times.
- The Panthers spent the entire 2008-09 season ranked in the top 10 of the AP Poll, including 17 weeks in the top 5 and three weeks ranked No. 1 overall.

AP POLL RECORDS

ALL-TIME RECORD - RANKED

Rk	W-L	Pct.
1	3-2	.600
2	11-6	.647
3	24-4	.857
4	36-7	.837
5	25-2	.926
6	17-4	.810
7	17-6	.739
8	8-5	.615
9	13-9	.591
10	15-3	.833
11	14-5	.737
12	11-4	.733
13	18-6	.750
14	11-2	.846
15	14-4	.778
16	11-7	.611
17	26-8	.765
18	12-9	.571
19	4-2	.667
20	14-6	.700
21	3-2	.600
22	17-11	.607
23	6-1	.857
24	8-3	.727
25	4-3	.571
Total	342-121	.739

ALL-TIME RECORD - VS. RANKED

Rk	W-L	Pct.
1	2-18	.100
2	3-11	.214
3	5-15	.250
4	5-9	.357
5	8-9	.471
6	3-11	.214
7	2-5	.286
8	4-11	.267
9	8-11	.421
10	3-12	.200
11	6-20	.231
12	8-14	.364
13	7-7	.500
14	2-17	.105
15	8-12	.400
16	3-9	.250
17	5-10	.333
18	2-15	.118
19	6-11	.353
20	9-7	.563
21	0-10	.000
22	1-3	.250
23	4-5	.444
24	2-6	.250
25	6-5	.545
Total	112-264	.298

PITT IN THE AP POLL

Total Polls Ranked	260
Top 10 Rankings	117
Longest Consecutive Polls Ranked	60
Current Streak	0

Years Ranked

Total Years	23
Consecutive Years	13
Current Streak	1

Final Poll

Total Polls	12
Top 10	5
High Rank	4

No. 1 Ranking

Total Rankings	3
Most No. 1 Weeks in Succession	2

Weeks Ranked By Ranking

First Ranked: Dec. 16, 1958 (No. 18)
Last Ranked: Jan. 11, 2016 (No. 20)

Rank	Weeks
No. 1	3
No. 2	11
No. 3	16
No. 4	21
No. 5	15
No. 6	12
No. 7	12
No. 8	7
No. 9	13
No. 10	10
No. 11	10
No. 12	9
No. 13	10
No. 14	8
No. 15	10
No. 16	13
No. 17	18
No. 18	11
No. 19	3
No. 20	12
No. 21	3
No. 22	14
No. 23	6
No. 24	8
No. 25	4

PITT IN THE NCAA RANKINGS (THRU GAMES ON 2/5/22)

Statistic	National Rank	Conference Rank	Value	National Leader	Value	Conference Leader	Value
3-pt Field Goal Attempts (350 ranked)	306	13	380	Eastern Ky.	818	Wake Forest	589
Assist Turnover Ratio (350 ranked)	314	15	0.80	Iowa	1.82	Duke	1.67
Assists Per Game (350 ranked)	314	15	10.9	Arizona	20.1	Duke	17.7
Blocked Shots Per Game (350 ranked)	130	8	3.6	Auburn	8.2	Duke	5.4
Defensive Rebounds per Game (350 ranked)	237	9	24.57	Gonzaga	32.52	North Carolina	29.57
Fewest Fouls (350 ranked)	153	10	357	New Hampshire	240	Notre Dame	301
Fewest Turnovers (350 ranked)	275	14	313	New Hampshire	155	Miami (FL)	222
Field-Goal Percentage (350 ranked)	299	14	41.6	Gonzaga	53.6	Duke	48.7
Field-Goal Percentage Defense (350 ranked)	165	7	42.7	Houston	36.1	Duke	40.0
Free Throw Attempts (350 ranked)	12	1	502	A&M-Corpus Christi	538	Pittsburgh	502
Free Throws Made (350 ranked)	22	1	348	Weber St.	399	Pittsburgh	348
Free-Throw Percentage (350 ranked)	235	13	69.3	Villanova	83.3	North Carolina	75.6
Offensive Rebounds Per Game (350 ranked)	156	7	10.39	South Carolina St.	15.55	NC State	12.25
Personal Fouls Per Game (350 ranked)	100	9	15.5	Western Ky.	12.0	Notre Dame	13.1
Rebound Margin (350 ranked)	84	3	3.8	Purdue	11.7	North Carolina	7.6
Scoring Defense (350 ranked)	113	6	66.7	Texas	54.9	Virginia	59.5
Scoring Margin (350 ranked)	284	15	-4.2	Gonzaga	25.6	Duke	16.0
Scoring Offense (350 ranked)	335	15	62.5	Gonzaga	90.9	Duke	80.7
Steals Per Game (350 ranked)	272	12	5.7	Abilene Christian	11.2	Florida St.	9.5
Three Pt FG Defense (350 ranked)	261	11	35.2	UC Irvine	25.8	Duke	30.0
Three-Point Field Goals Per Game (350 ranked)	336	15	5.2	Oral Roberts	12.4	Virginia Tech	9.2
Three-Point Field-Goal Percentage (350 ranked)	292	14	31.3	South Dakota St.	44.5	Virginia Tech	41.7
Total 3-point FGM (350 ranked)	314	14	119	Furman	305	Virginia Tech	212
Total Assists (350 ranked)	271	14	251	Belmont	464	Duke	389
Total Blocks (350 ranked)	108	8	83	Auburn	188	Duke	119
Total Rebounds (350 ranked)	219	7	804	BYU	994	North Carolina	927
Total Rebounds Per Game (350 ranked)	135	10	34.96	Arizona	43.62	North Carolina	40.30
Total Steals (350 ranked)	241	12	130	Eastern Ky.	259	Florida St.	208
Turnover Margin (348 ranked)	329	15	-3.1	Abilene Christian	9.2	Miami (FL)	4.0
Turnovers Forced (350 ranked)	327	14	10.52	Abilene Christian	21.91	Florida St.	15.86
Turnovers Per Game (350 ranked)	242	14	13.6	Wisconsin	8.3	Miami (FL)	9.7
Won-Lost Percentage (350 ranked)	282	15	34.8	Auburn	95.7	Duke	86.4

Statistic	Player	National Rank	Conference Rank	Value	National Leader	Value	Conference Leader	Value
3-pt Field Goal Attempts (343 ranked)					Darius McGhee, Liberty	244	Terquavion Smith, NC State	186
Assist Turnover Ratio (350 ranked)	Femi Odukale	324	18	1.17	CJ Fulton, Lafayette	3.79	Reece Beekman, Virginia	3.66
Assists Per Game (336 ranked)	Femi Odukale	304	16	3.1	Yuri Collins, Saint Louis	8.5	Alondes Williams, Wake Forest	5.2
Blocked Shots Per Game (349 ranked)	Mouhamadou Gueye	50	4	1.87	Jamarion Sharp, Western Ky.	4.39	Mark Williams, Duke	3.14
Defensive Rebounds per Game (350 ranked)	John Hugley Mouhamadou Gueye	81 334	8 18	5.65 4.43	Fardaws Aimaq, Utah Valley	10.23	Armando Bacot, North Carolina	8.57
Double Doubles (285 ranked)	John Hugley Mouhamadou Gueye	39 186	3 14	7 3	Fardaws Aimaq, Utah Valley	19	Armando Bacot, North Carolina	17
Field-Goal Percentage (316 ranked)					Zach Edey, Purdue	68.5	Paul Atkinson Jr., Notre Dame	59.9
Free Throw Attempts (343 ranked)	John Hugley Femi Odukale	2 36	1 4	168 126	Tanner Holden, Wright St.	174	John Hugley, Pittsburgh	168
Free Throws Made (338 ranked)	John Hugley Femi Odukale Jamarius Burton	5 97 280	1 5 18	122 80 60	Tanner Holden, Wright St.	141	John Hugley, Pittsburgh	122
Free-Throw Percentage (350 ranked)	Jamarius Burton John Hugley	46 308	4 16	87.0 72.6	Aaron Estrada, Hofstra	95.1	Joseph Girard III, Syracuse	90.8
Minutes Per Game (350 ranked)	Jamarius Burton Femi Odukale	53 208	3 20	35:06 32:55	M.J. Randolph, Florida A&M	38:23	Buddy Boenheim, Syracuse	37:36
Offensive Rebounds Per Game (343 ranked)	John Hugley	79	4	2.70	Oscar Tshiebwe, Kentucky	5.09	Armando Bacot, North Carolina	3.70
Points Per Game (350 ranked)	John Hugley	252	15	14.7	Antoine Davis, Detroit Mercy	23.5	Alondes Williams, Wake Forest	19.8
Rebounds Per Game (344 ranked)	John Hugley Mouhamadou Gueye	51 344	5 21	8.3 6.0	Oscar Tshiebwe, Kentucky	15.2	Armando Bacot, North Carolina	12.3
Steals Per Game (345 ranked)					Jacob Gilyard, Richmond	3.30	Reece Beekman, Virginia	2.17
Three-Point Field Goals Per Game (349 ranked)					Max Abmas, Oral Roberts	4.22	Terquavion Smith, NC State	2.88
Three-Point Field-Goal Percentage (103 ranked)					Kyle Foster, Howard	49.6	Hunter Cattoor, Virginia Tech	46.8
Total 3-point FGM (329 ranked)					Darius McGhee, Liberty	99	Terquavion Smith, NC State	69
Total Assists (348 ranked)	Femi Odukale	287	16	69	Yuri Collins, Saint Louis	186	Alondes Williams, Wake Forest	125
Total Blocks (332 ranked)	Mouhamadou Gueye	40	4	43	Jamarion Sharp, Western Ky.	101	Mark Williams, Duke	69
Total Field Goal Attempts (346 ranked)	Jamarius Burton John Hugley	283 310	21 24	243 239	Max Abmas, Oral Roberts	410	Buddy Boenheim, Syracuse	370
Total Field Goals Made (347 ranked)	John Hugley	330	25	106	Isiahi Mosley, Missouri St.	182	Alondes Williams, Wake Forest	175
Total Minutes (350 ranked)	Jamarius Burton Femi Odukale John Hugley	157 196 346	21 25 35	737:12 724:16 685:09	Dereon Seabron, NC State	870:28	Dereon Seabron, NC State	870:28
Total Points (346 ranked)	John Hugley	168	12	339	Darius McGhee, Liberty	530	Alondes Williams, Wake Forest	474
Total Rebounds (342 ranked)	John Hugley Mouhamadou Gueye	38 249	3 19	192 138	Oscar Tshiebwe, Kentucky	349	Armando Bacot, North Carolina	282
Total Steals (326 ranked)					Jacob Gilyard, Richmond	76	Reece Beekman, Virginia	50
Triple Doubles (1 ranked)					14 players tied	1	Alondes Williams, Wake Forest Wendell Moore Jr., Duke	1 1

2021-22 BOX SCORES

Official Basketball Box Score -- Game Totals -- Final Statistics

The Citadel vs Pittsburgh

11/09/21 7:00 pm at Pittsburgh, PA

The Citadel 78 • 1-0,0-0 SoCon

#	Player	Total			3-Ptr			Rebounds			PF	TP	A	TO	Blk	Stl	Min
		FG-FGA	FG-FGA	FT-FTA	FG-FGA	FG-FGA	FT-FTA	Off	Def	Tot							
01	Stephen Clark	f	3-6	0-2	0-0	2	4	6	4	6	2	2	2	1	0	22	
11	Jason Roche	f	8-14	8-14	3-3	1	4	5	2	27	0	0	0	0	0	37	
33	Hayden Brown	f	8-18	0-4	3-4	3	4	7	3	19	4	1	0	1	32		
12	Brent Davis	g	1-4	1-3	1-4	1	5	6	2	4	4	1	0	0	27		
13	Tyler Moffe	g	5-9	2-3	0-0	0	4	4	1	12	5	4	0	1	35		
00	Jackson Price	g	0-1	0-1	0-0	0	0	0	2	0	0	1	0	0	8		
03	Rudy Fitzgibbons III	g	2-8	2-8	0-0	1	4	5	2	6	2	1	0	1	21		
24	Brady Spence	g	2-2	0-0	0-0	1	1	2	3	4	0	0	0	1	10		
13	Owen Spencer	g	0-1	0-1	0-0	0	1	1	4	0	1	0	0	0	8		
	Team					0	3	3									
	Totals		29-63	13-36	7-11	9	30	39	23	78	18	10	2	5	200		

FG % 1st Half: 17-36 47.2% 2nd half: 12-27 44.4% Game: 29-63 46.0% Deadball Rebounds 2
 3FG % 1st Half: 7-19 36.8% 2nd half: 6-17 35.3% Game: 13-36 36.1%
 FT % 1st Half: 2-4 50.0% 2nd half: 5-7 71.4% Game: 7-11 63.6%

Pittsburgh 63 • 0-1,0-0 ACC

#	Player	Total			3-Ptr			Rebounds			PF	TP	A	TO	Blk	Stl	Min
		FG-FGA	FG-FGA	FT-FTA	FG-FGA	FG-FGA	FT-FTA	Off	Def	Tot							
15	Mouhamadou Gueye	f	0-5	0-2	2-3	1	7	8	3	2	0	1	0	0	0	22	
23	John Hugley	f	10-20	0-3	7-13	5	5	10	2	27	2	2	1	1	34		
24	William Jeffress	f	1-10	0-5	2-2	4	3	7	1	4	2	0	0	0	33		
02	Femi Odukale	g	8-14	1-1	3-9	2	2	4	4	20	4	3	0	3	36		
05	Nate Santos	g	2-8	1-6	0-0	1	1	2	2	5	3	0	0	0	28		
01	Chris Payton	g	0-0	0-0	0-0	0	1	1	1	0	0	0	0	0	3		
03	Noah Collier	g	1-2	0-0	1-4	2	1	3	2	3	0	0	1	0	15		
04	Dan Oladapo	g	1-1	0-0	0-0	0	0	0	0	2	0	1	0	1	6		
31	Onyebuchi Ezeakudo	g	0-0	0-0	0-0	0	3	3	1	0	3	0	0	1	23		
	Team					1	4	5									
	Totals		23-60	2-17	15-31	16	27	43	16	63	14	8	2	6	200		

FG % 1st Half: 12-34 35.3% 2nd half: 11-26 42.3% Game: 23-60 38.3% Deadball Rebounds 7
 3FG % 1st Half: 1-9 11.1% 2nd half: 1-8 12.5% Game: 2-17 11.8%
 FT % 1st Half: 6-14 42.9% 2nd half: 9-17 52.9% Game: 15-31 48.4%

Officials: Ron Tyburski, Tim Comer, Bert Smith
 Technical fouls: The Citadel-None. Pittsburgh-None.
 Attendance: 7585
 2021-22 Men's Basketball. Round: 0. Pittsburgh vs The Citadel. Played at Peter

Score by periods	1st	2nd	Total
The Citadel	43	35	78
Pittsburgh	31	32	63

	In	Off	2nd	Fast	Bench
Points	Paint	T/O	Chance	Break	
CIT	28	8	15	8	10
PITT	34	9	4	4	5

Last FG - CIT 2nd-00:21, PITT 2nd-00:06.
 Largest lead - CIT by 18 1st-12:39, PITT by 2 1st-19:26.
 CIT led for 39:00. PITT led for 00:26. Game was tied for 00:34.

Score tied - 0 times.
 Lead changed - 1 time.

Official Basketball Box Score -- Game Totals -- Final Statistics

Pittsburgh vs West Virginia

11/12/21 8:30 pm at Morgantown, WV

Pittsburgh 59 • 0-2,0-0 ACC

#	Player	Total			3-Ptr			Rebounds			PF	TP	A	TO	Blk	Stl	Min
		FG-FGA	FG-FGA	FT-FTA	FG-FGA	FG-FGA	FT-FTA	Off	Def	Tot							
15	Mouhamadou Gueye	f	5-9	0-1	0-0	0	4	4	3	10	2	6	3	1	33		
23	John Hugley	f	7-10	1-1	2-2	2	4	6	3	17	2	3	0	0	24		
24	William Jeffress	f	2-4	0-0	4-6	2	5	7	3	8	2	3	0	1	34		
02	Femi Odukale	g	2-7	0-0	3-5	1	1	2	2	7	4	8	1	2	31		
05	Nate Santos	g	2-5	1-3	0-0	1	5	6	2	5	1	4	0	2	34		
01	Chris Payton	g	0-0	0-0	0-0	0	1	1	1	0	0	1	0	1	2		
03	Noah Collier	g	0-0	0-0	0-0	0	1	1	2	0	1	0	0	0	6		
04	Dan Oladapo	g	4-4	0-0	0-2	2	1	3	0	8	0	2	0	0	15		
31	Onyebuchi Ezeakudo	g	1-1	1-1	1-2	0	1	1	1	4	3	4	0	0	21		
	Team					4	1	5									
	Totals		23-40	3-6	10-17	12	24	36	17	59	15	32	4	7	200		

FG % 1st Half: 10-20 50.0% 2nd half: 13-20 65.0% Game: 23-40 57.5% Deadball Rebounds 1
 3FG % 1st Half: 2-3 66.7% 2nd half: 1-3 33.3% Game: 3-6 50.0%
 FT % 1st Half: 2-4 50.0% 2nd half: 8-13 61.5% Game: 10-17 58.8%

West Virginia 74 • 2-0,0-0 Big 12

#	Player	Total			3-Ptr			Rebounds			PF	TP	A	TO	Blk	Stl	Min
		FG-FGA	FG-FGA	FT-FTA	FG-FGA	FG-FGA	FT-FTA	Off	Def	Tot							
11	Jalen Bridges	f	6-9	4-6	2-3	3	3	6	1	18	1	1	5	0	32		
13	Isaiiah Cottrell	f	2-4	0-2	0-0	1	0	1	2	4	0	1	1	0	13		
00	Kedrian Johnson	g	2-4	0-1	0-3	1	1	2	3	4	6	1	0	7	24		
12	Taz Sherman	g	6-20	2-9	3-3	1	4	5	2	17	1	3	2	2	37		
22	Sean McNeil	g	4-9	3-4	0-0	0	0	0	0	11	2	1	0	1	33		
01	Pauly Paulicap	g	3-4	0-0	0-1	0	2	2	1	6	1	0	0	1	9		
02	Kobe Johnson	g	2-2	0-0	0-0	0	0	0	0	4	0	1	0	0	14		
03	Gabe Osabuohien	g	0-0	0-0	0-0	0	0	0	0	4	0	1	3	0	12		
05	Dimon Carrigan	g	0-2	0-0	0-0	1	1	2	3	0	0	0	3	2	14		
10	Malik Curry	g	5-5	0-0	0-1	0	0	0	1	10	3	0	0	2	12		
	Team					2	0	2									
	Totals		30-59	9-22	5-11	9	11	20	17	74	15	14	11	17	200		

FG % 1st Half: 15-29 51.7% 2nd half: 15-30 50.0% Game: 30-59 50.8% Deadball Rebounds 2
 3FG % 1st Half: 4-10 40.0% 2nd half: 5-12 41.7% Game: 9-22 40.9%
 FT % 1st Half: 2-6 33.3% 2nd half: 3-5 60.0% Game: 5-11 45.5%

Officials: Jeb Hartness, Mike Roberts, Kipp Kissinger
 Technical fouls: Pittsburgh-None. West Virginia-None.
 Attendance: 14100
 2021-22 Men's Basketball. Round: 0. Pittsburgh vs West Virginia. Played at WVU

Score by periods	1st	2nd	Total
Pittsburgh	24	35	59
West Virginia	36	38	74

	In	Off	2nd	Fast	Bench
Points	Paint	T/O	Chance	Break	
PITT	34	13	11	11	12
WVU	34	34	8	21	20

Last FG - PITT 2nd-01:15, WVU 2nd-00:50.
 Largest lead - PITT by 4 1st-15:22, WVU by 21 2nd-10:35.
 PITT led for 03:56. WVU led for 34:10. Game was tied for 01:54.

Score tied - 2 times.
 Lead changed - 3 times.

Official Basketball Box Score -- Game Totals -- Final Statistics

UNCW vs Pittsburgh

11/16/21 7:00 pm at Pittsburgh, PA

UNCW 51 • 1-2,0-0 CAA

#	Player	Total			3-Ptr			Rebounds			PF	TP	A	TO	Blk	Stl	Min
		FG-FGA	FG-FGA	FT-FTA	FG-FGA	FG-FGA	FT-FTA	Off	Def	Tot							
01	Jaylen Fornes	g	2-8	1-5	0-0	1	2	3	4	5	2	2	0	1	30		
02	Shykeim Phillips	g	3-9	1-3	0-2	0	3	3	4	7	1	0	0	1	22		
03	James Baker	g	1-8	0-1	0-0	2	6	8	3	2	0	1	2	0	31		
04	Mike Okauru	g	5-11	1-4	1-2	1	4	5	2	12	3	2	0	1	30		
30	Jaylen Sims	g	1-7	0-2	3-4	1	2	3	3	5	1	1	0	1	30		
03	Jamaari Harvey	g	0-0	0-0	0-0	0	0	0	0	0	0	1	0	0	4		
13	Trazarien White	g	3-10	1-4	7-9	5	2	7	3	14	1	1	0	3	29		
14	Alec Oglesby	g	2-5	2-4	0-0	0	1	1	0	6	0	1	0	2	15		
23	Amari Kelly	g	0-1	0-0	0-0	0	0	0	5	0	0	1	1	0	9		
	Team					2	1	3									
	Totals		17-59	6-23	11-17	12	21	33	24	51	8	10	3	9	200		

FG % 1st Half: 7-25 28.0% 2nd half: 10-34 29.4% Game: 17-59 28.8% Deadball Rebounds 4
 3FG % 1st Half: 1-9 11.1% 2nd half: 5-14 35.7% Game: 6-23 26.1%
 FT % 1st Half: 6-9 66.7% 2nd half: 5-8 62.5% Game: 11-17 64.7%

Pittsburgh 59 • 1-2,0-0 ACC

#	Player	Total			3-Ptr			Rebounds			PF	TP	A	TO	Blk	Stl	Min
		FG-FGA	FG-FGA	FT-FTA	FG-FGA	FG-FGA	FT-FTA	Off	Def	Tot							
04	Dan Oladapo	f	3-5	0-0	3-4	4	1	5	0	9	1	3	0	1	29		
23	John Hugley	f	4-11	0-2	5-5	4	7	11	1	13	3	2	0	1	35		
24	William Jeffress	f	3-6	0-0	1-5	3	6	9	4	7	0	5	0	3	27		
02	Femi Odukale	g	5-12	0-1	5-9	2	5	7	1	15	3	2	1</				

2021-22 BOX SCORES

Official Basketball Box Score -- Game Totals -- Final Statistics

Vanderbilt vs Pittsburgh 11/24/21 9:00 pm at Pittsburgh, PA

Vanderbilt 68 • 4-1,0-0 SEC

#	Player	Total			3-Ptr			Rebounds			PF	TP	A	TO	Blk	Stl	Min
		FG	FGA	FT	FTA	Off	Def	Tot									
10	Myles Stute	f	2-6	2-5	2-2	0	1	1	1	8	0	0	0	2	18		
42	Quentin Millora-Brow	f	3-4	0-0	2-2	1	2	3	2	8	2	1	2	0	25		
00	Tyrin Lawrence	g	4-7	0-3	1-1	1	3	4	3	9	3	2	0	1	27		
02	Scotty Pippen Jr.	g	5-12	1-5	0-2	0	5	5	3	11	5	2	0	3	31		
04	Jordan Wright	g	3-9	2-5	1-2	0	7	7	1	9	2	2	0	1	36		
05	Shane Dezonie	g	0-1	0-0	0-0	0	0	0	0	0	0	1	0	0	8		
11	Gabe Dorsey	g	0-0	0-0	0-0	0	0	0	0	0	0	0	0	0	2		
12	Trey Thomas	g	4-8	4-6	2-2	1	2	3	0	14	1	0	0	0	16		
15	Terren Frank	g	2-3	1-1	0-0	0	0	0	3	5	0	1	0	0	18		
23	Jamaine Mann	g	2-2	0-0	0-0	2	2	4	2	4	0	1	0	1	19		
Team						1 2 3											
Totals			25-52	10-25	8-11	6	24	30	15	68	13	10	2	8	200		

FG % 1st Half: 10-26 38.5% 2nd half: 15-26 57.7% Game: 25-52 48.1%
 3FG % 1st Half: 3-12 25.0% 2nd half: 7-13 53.8% Game: 10-25 40.0%
 FT % 1st Half: 1-2 50.0% 2nd half: 7-9 77.8% Game: 8-11 72.7%

Deadball Rebounds 2

Pittsburgh 52 • 2-3,0-0 ACC

#	Player	Total			3-Ptr			Rebounds			PF	TP	A	TO	Blk	Stl	Min
		FG	FGA	FT	FTA	Off	Def	Tot									
04	Dan Oladapo	f	2-5	0-0	1-2	2	1	3	0	5	0	1	0	0	22		
23	John Hugley	f	0-6	0-2	1-2	1	3	4	3	1	2	2	0	0	21		
24	William Jeffress	f	0-6	0-2	4-4	1	0	1	0	4	0	2	2	1	24		
02	Femi Odukale	g	3-5	1-1	7-7	0	1	1	2	14	2	1	1	0	32		
05	Nate Santos	g	5-14	1-8	0-1	2	4	6	1	11	1	1	0	1	34		
01	Chris Payton	g	0-0	0-0	0-0	0	0	0	1	0	1	0	0	0	2		
03	Noah Collier	g	0-0	0-0	0-0	1	2	3	3	0	0	1	0	0	17		
11	Jamarius Burton	g	4-9	0-2	1-3	0	2	2	1	9	2	1	0	1	28		
15	Mouhamadou Gueye	g	3-4	0-0	0-0	2	4	6	0	6	0	3	0	1	15		
31	Onyebuchi Ezeakudo	g	0-0	0-0	0-0	0	0	0	0	0	1	0	0	0	3		
35	Max Amadasun	g	1-1	0-0	0-0	0	0	0	0	2	0	0	0	1	2		
Team						0 4 4											
Totals			18-50	2-15	14-19	9	21	30	11	52	9	13	3	5	200		

FG % 1st Half: 9-26 34.6% 2nd half: 9-24 37.5% Game: 18-50 36.0%
 3FG % 1st Half: 2-11 18.2% 2nd half: 0-4 0.0% Game: 2-15 13.3%
 FT % 1st Half: 3-4 75.0% 2nd half: 11-15 73.3% Game: 14-19 73.7%

Deadball Rebounds 4,1

Officials: Doug Simmons, Ted Valentine, Mike Roberts
 Technical fouls: Vanderbilt-None. Pittsburgh-None.
 Attendance: 7460
 2021-22 Men's Basketball. Round: 0. Pittsburgh vs Vanderbilt. Played at Petersen

Score by periods	1st	2nd	Total	In	Off	2nd	Fast	Bench
Vanderbilt	24	44	68	28	14	6	14	23
Pittsburgh	23	29	52	26	10	11	2	17

Last FG - VANDY 2nd-00:16, PITT 2nd-00:16.
 Largest lead - VANDY by 20 2nd-01:57, PITT by 9 1st-07:29.
 VANDY led for 26:22. PITT led for 11:09. Game was tied for 02:29.

Score tied - 3 times.
 Lead changed - 4 times.

Official Basketball Box Score -- Game Totals -- Final Statistics

Minnesota vs Pittsburgh 11/30/21 7:00 pm at Pittsburgh, PA

Minnesota 54 • 6-0,0-0 Big Ten

#	Player	Total			3-Ptr			Rebounds			PF	TP	A	TO	Blk	Stl	Min
		FG	FGA	FT	FTA	Off	Def	Tot									
01	Eric Curry	f	3-10	0-0	0-0	1	4	5	4	6	1	0	0	0	27		
10	Jamison Battle	f	6-13	3-8	1-2	0	7	7	2	16	0	2	0	0	40		
00	Payton Willis	g	6-13	3-8	0-0	2	2	4	2	15	3	1	0	0	37		
12	Luke Loewe	g	1-5	0-1	0-0	1	2	3	0	2	3	1	0	1	28		
20	E.J. Stephens	g	3-8	1-2	2-3	0	5	5	0	9	1	1	0	0	34		
15	Charlie Daniels	g	1-2	0-0	0-0	0	0	0	4	2	1	2	0	1	8		
22	Danny Ogele	g	0-0	0-0	0-0	0	1	1	2	0	0	0	0	0	5		
24	Sean Sutherlin	g	2-8	0-0	0-0	2	2	4	2	4	2	0	1	0	21		
Team						3 1 4											
Totals			22-59	7-19	3-5	9	24	33	16	54	11	7	1	2	200		

FG % 1st Half: 10-27 37.0% 2nd half: 12-32 37.5% Game: 22-59 37.3%
 3FG % 1st Half: 2-8 25.0% 2nd half: 5-11 45.5% Game: 7-19 36.8%
 FT % 1st Half: 0-0 0.0% 2nd half: 3-5 60.0% Game: 3-5 60.0%

Deadball Rebounds 0,1

Pittsburgh 53 • 2-5,0-0 ACC

#	Player	Total			3-Ptr			Rebounds			PF	TP	A	TO	Blk	Stl	Min
		FG	FGA	FT	FTA	Off	Def	Tot									
15	Mouhamadou Gueye	f	1-5	0-2	0-0	3	8	11	2	2	2	1	1	0	34		
23	John Hugley	f	9-16	1-1	6-11	5	9	14	3	25	0	3	1	1	35		
24	William Jeffress	f	2-4	1-2	0-0	0	5	5	1	5	0	1	0	1	38		
02	Femi Odukale	g	2-8	0-3	2-2	1	4	5	2	6	5	4	1	2	30		
11	Jamarius Burton	g	2-11	0-3	2-2	0	1	1	2	6	3	1	0	0	30		
03	Noah Collier	g	1-1	0-0	0-0	0	1	1	0	2	0	0	0	0	5		
04	Dan Oladapo	g	1-1	0-0	0-0	0	0	0	0	2	0	1	0	0	2		
05	Nate Santos	g	0-1	0-1	0-0	1	0	1	0	0	0	0	0	0	6		
31	Onyebuchi Ezeakudo	g	2-5	1-3	0-0	0	0	0	1	5	3	0	0	0	20		
Team						0 2 2											
Totals			20-52	3-15	10-15	10	30	40	11	53	13	12	3	4	200		

FG % 1st Half: 11-28 39.3% 2nd half: 9-24 37.5% Game: 20-52 38.5%
 3FG % 1st Half: 2-9 22.2% 2nd half: 1-6 16.7% Game: 3-15 20.0%
 FT % 1st Half: 0-1 0.0% 2nd half: 10-14 71.4% Game: 10-15 66.7%

Deadball Rebounds 2

Officials: Clarence Armstrong, A.J. Desai, Bert Smith
 Technical fouls: Minnesota-None. Pittsburgh-None.
 Attendance: 7736
 2021-22 Men's Basketball. Round: 0. Minnesota vs Pittsburgh. Played at Petersen

Score by periods	1st	2nd	Total	In	Off	2nd	Fast	Bench
Minnesota	22	32	54	20	16	6	3	6
Pittsburgh	24	29	53	28	8	10	6	9

Last FG - MINN 2nd-00:02, PITT 2nd-03:41.
 Largest lead - MINN by 6 1st-08:47, PITT by 8 2nd-09:59.
 MINN led for 10:26. PITT led for 22:07. Game was tied for 07:27.

Score tied - 8 times.
 Lead changed - 12 times.

Official Basketball Box Score -- Game Totals -- Final Statistics

UMBC vs Pittsburgh 11/27/21 2:00 pm at Pittsburgh, PA

UMBC 87 • 4-2,0-0 America

#	Player	Total			3-Ptr			Rebounds			PF	TP	A	TO	Blk	Stl	Min
		FG	FGA	FT	FTA	Off	Def	Tot									
32	Dimitrije Spasojevic	f	0-3	0-0	1-2	0	3	3	0	1	1	0	0	0	9		
00	Keondre Kennedy	g	7-10	4-4	1-1	0	2	2	1	19	2	1	0	3	33		
01	L.J. Owens	g	5-8	4-7	4-4	0	2	2	1	18	2	0	0	1	35		
05	Darnell Rogers	g	2-9	0-6	6-6	1	2	3	3	10	8	3	0	2	34		
41	Jacob Boonyasith	g	2-5	2-5	0-0	1	2	3	3	6	2	1	0	0	26		
04	Hakim Byrd	g	1-2	0-1	0-0	0	1	1	0	2	0	0	0	0	6		
03	Ray Salnave	g	2-7	1-3	4-4	0	4	4	3	9	3	1	0	0	23		
10	Szymon Wojcik	g	3-4	2-3	5-6	1	4	5	3	13	0	0	0	0	17		
15	Yaw Obeng-Mensah	g	2-3	0-1	2-4	0	2	2	3	6	1	1	0	0	14		
25	Nathan Johnson	g	1-1	1-1	0-0	0	0	0	1	3	1	0	0	0	3		
Team						0 1 1											
Totals			25-52	14-31	23-27	3	23	26	18	87	20	8	0	6	200		

FG % 1st Half: 17-29 58.6% 2nd half: 8-23 34.8% Game: 25-52 48.1%
 3FG % 1st Half: 11-17 64.7% 2nd half: 3-14 21.4% Game: 14-31 45.2%
 FT % 1st Half: 10-11 90.9% 2nd half: 13-16 81.3% Game: 23-27 85.2%

Deadball Rebounds 2,1

Pittsburgh 77 • 2-4,0-0 ACC

#	Player	Total			3-Ptr			Rebounds			PF	TP	A	TO	Blk	Stl	Min
		FG	FGA	FT	FTA	Off	Def	Tot									
04	Dan Oladapo	f	0-0	0-0	0-0	0	0	0	0	0	0	1	0	0	5		
23	John Hugley	f	8-10	0-0	5-7	2	5	7	4	21	1	4	0	0	30		
24	William Jeffress	f	3-7	3-6	0-2	1	7	8	2	9	1	0	0	1	34		
02	Femi Odukale	g	5-12	2-5	7-8	2	5	7	5	19	4	3	0	0	32		
05	Nate Santos	g	0-3	0-2	2-3	0	1	1	1	2	2	1	0	1	19		
03	Noah Collier	g	1-1	0													

2021-22 BOX SCORES

Official Basketball Box Score -- Game Totals -- Final Statistics

Colgate vs Pittsburgh 12/09/21 8:00 pm at Pittsburgh, PA

Colgate 68 • 4-6,0-0 Patriot

#	Player	Total			3-Ptr			Rebounds			PF	TP	A	TO	Blk	Stl	Min
		FG-FGA	FG-FGA	FT-FTA	FG-FGA	FG-FGA	FT-FTA	Off	Def	Tot							
04	Ryan Moffatt	f	3-9	1-4	4-7	4	2	6	2	11	1	0	0	2	33		
14	Keegan Records	f	1-5	0-0	4-4	2	0	2	4	6	0	0	0	0	18		
00	Nelly Cummings	g	5-14	0-6	7-7	0	0	0	1	17	3	3	0	1	33		
13	Jack Ferguson	g	1-3	1-3	0-0	0	2	2	2	3	1	1	0	2	29		
15	Tucker Richardson	g	4-10	2-7	2-2	0	5	5	4	12	5	4	0	0	34		
05	Nicolas Louis-Jacque	g	0-1	0-1	0-0	0	0	0	0	0	0	0	0	0	4		
30	Sam Thomson	g	0-0	0-0	1-2	0	1	1	1	1	0	1	0	0	7		
33	Oliver Lynch-Daniels	g	3-3	2-2	0-0	1	3	4	3	8	0	1	0	0	20		
55	Jeff Woodward	g	5-8	0-0	0-1	1	2	3	4	10	3	0	1	0	22		
Team			2		3		5		2		2		0		0		
Totals			22-53	6-23	18-23	10	18	28	21	68	13	12	1	5	200		

FG % 1st Half: 12-28 42.9% 2nd half: 10-25 40.0% Game: 22-53 41.5%
 3FG % 1st Half: 3-13 23.1% 2nd half: 3-10 30.0% Game: 6-23 26.1%
 FT % 1st Half: 4-6 66.7% 2nd half: 12-17 70.6% Game: 18-23 78.3%

Deadball
Rebounds
3.1

Pittsburgh 71 • 3-6,0-1 ACC

#	Player	Total			3-Ptr			Rebounds			PF	TP	A	TO	Blk	Stl	Min
		FG-FGA	FG-FGA	FT-FTA	FG-FGA	FG-FGA	FT-FTA	Off	Def	Tot							
15	Mouhamadou Gueye	f	3-9	1-3	3-3	1	5	6	2	10	0	1	2	0	28		
23	John Hugley	f	8-13	0-2	6-8	3	4	7	4	22	1	2	2	2	22		
24	William Jeffress	f	3-6	0-1	3-4	1	2	3	4	9	2	0	0	2	23		
11	Jamarius Burton	g	5-13	1-3	2-2	2	3	5	1	13	1	2	1	0	37		
31	Onyebuchi Ezeakudo	g	2-3	2-2	0-0	0	2	2	3	6	1	1	1	1	26		
02	Femi Odukale	g	0-4	0-3	3-8	0	1	1	1	3	3	0	1	0	22		
03	Noah Collier	g	0-2	0-0	0-0	4	2	6	3	0	1	1	0	0	19		
04	Dan Oladapo	g	0-0	0-0	2-2	0	2	2	2	2	1	2	1	0	11		
05	Nate Santos	g	3-5	0-1	0-0	1	2	3	0	6	0	0	0	0	12		
Team			0		0		0		2		2		0		0		
Totals			24-55	4-15	19-27	12	23	35	20	71	10	11	8	5	200		

FG % 1st Half: 12-30 40.0% 2nd half: 12-25 48.0% Game: 24-55 43.6%
 3FG % 1st Half: 3-12 25.0% 2nd half: 1-3 33.3% Game: 4-15 26.7%
 FT % 1st Half: 4-6 66.7% 2nd half: 15-21 71.4% Game: 19-27 70.4%

Deadball
Rebounds
8

Officials: JD Ralls,A.J. Desai,Pat Driscoll

Technical fouls: Colgate-None. Pittsburgh-None.

Attendance: 7328

2021-22 Men's Basketball. Round: 0. Colgate vs Pittsburgh. Played at Petersen

Score by periods	1st	2nd	Total
Colgate	33	35	68
Pittsburgh	31	40	71

	In	Off	2nd	Fast	Bench
Points	Paint	T/O	Chance	Break	
COLG	24	10	8	4	19
PITT	22	13	12	7	11

Last FG - COLG 2nd-01:54, PITT 2nd-00:19.
 Largest lead - COLG by 4 1st-07:37, PITT by 11 2nd-14:20.
 COLG led for 09:45, PITT led for 28:11. Game was tied for 02:04.

Score tied - 3 times.
 Lead changed - 4 times.

Official Basketball Box Score -- Game Totals -- Final Statistics

Monmouth vs Pittsburgh 12/12/21 7:00 pm at Pittsburgh, PA

Monmouth 56 • 8-2,2-0 MAAC

#	Player	Total			3-Ptr			Rebounds			PF	TP	A	TO	Blk	Stl	Min
		FG-FGA	FG-FGA	FT-FTA	FG-FGA	FG-FGA	FT-FTA	Off	Def	Tot							
04	Walker Miller	f	2-6	0-0	3-4	2	1	3	4	7	0	2	1	0	25		
21	Nikkei Rutty	f	0-0	0-0	0-0	1	4	5	3	0	0	1	0	0	25		
05	George Papas	g	6-15	4-13	1-2	1	5	6	0	17	5	2	1	1	34		
13	Marcus McClary	g	5-11	0-2	0-0	1	4	5	3	10	0	5	0	2	34		
33	Shavar Reynolds	g	5-12	1-5	3-4	0	3	3	1	14	2	1	0	2	35		
00	Myles Foster	g	2-3	0-0	1-2	2	4	6	1	5	0	0	0	1	18		
20	Tahron Allen	g	0-1	0-1	0-0	0	0	0	0	0	0	0	1	0	2		
24	Myles Ruth	g	0-3	0-3	0-0	0	0	0	0	1	0	0	0	0	7		
25	Samuel Chaput	g	0-1	0-0	0-0	0	0	0	0	0	2	1	0	0	11		
35	Klemen Vuga	g	1-1	1-1	0-0	0	2	2	3	3	0	0	0	0	9		
Team			1		0		1		1		1		0		0		
Totals			21-53	6-25	8-12	8	23	31	16	56	9	13	3	6	200		

FG % 1st Half: 13-27 48.1% 2nd half: 8-26 30.8% Game: 21-53 39.6%
 3FG % 1st Half: 5-11 45.5% 2nd half: 1-14 7.1% Game: 6-25 24.0%
 FT % 1st Half: 5-8 62.5% 2nd half: 3-4 75.0% Game: 8-12 66.7%

Deadball
Rebounds
2.1

Pittsburgh 52 • 3-7,0-1 ACC

#	Player	Total			3-Ptr			Rebounds			PF	TP	A	TO	Blk	Stl	Min
		FG-FGA	FG-FGA	FT-FTA	FG-FGA	FG-FGA	FT-FTA	Off	Def	Tot							
15	Mouhamadou Gueye	f	1-3	0-1	2-2	0	2	2	2	4	0	1	1	0	13		
23	John Hugley	f	4-12	0-0	6-9	5	8	13	1	14	2	3	1	0	37		
24	William Jeffress	f	1-5	0-2	0-0	2	2	4	2	2	1	1	0	0	33		
11	Jamarius Burton	g	7-12	1-2	0-0	0	1	1	2	15	1	3	0	2	35		
31	Onyebuchi Ezeakudo	g	0-3	0-3	0-2	1	1	2	2	0	0	3	0	2	31		
01	Chris Payton	g	1-1	0-0	0-0	1	1	2	0	2	0	1	0	0	5		
02	Femi Odukale	g	3-9	1-3	7-8	1	4	5	4	14	2	3	0	1	28		
03	Noah Collier	g	0-0	0-0	0-0	0	0	0	0	0	0	0	0	0	3		
04	Dan Oladapo	g	0-0	0-0	1-2	0	3	3	1	1	0	0	0	0	6		
05	Nate Santos	g	0-5	0-2	0-0	0	2	2	1	0	0	0	0	1	9		
Team			2		2		4		2		2		0		0		
Totals			17-50	2-13	16-23	12	26	38	15	52	6	15	2	6	200		

FG % 1st Half: 6-27 22.2% 2nd half: 11-23 47.8% Game: 17-50 34.0%
 3FG % 1st Half: 0-7 0.0% 2nd half: 2-6 33.3% Game: 2-13 15.4%
 FT % 1st Half: 7-11 63.6% 2nd half: 9-12 75.0% Game: 16-23 69.6%

Deadball
Rebounds
4

Officials: Vladimir Voyard-Tadal,Tommy Morrissey,Bert Smith

Technical fouls: Monmouth-None. Pittsburgh-None.

Attendance: 7579

2021-22 Men's Basketball. Round: 0. Monmouth vs Pittsburgh. Played at Petersen

Score by periods	1st	2nd	Total
Monmouth	36	20	56
Pittsburgh	19	33	52

	In	Off	2nd	Fast	Bench
Points	Paint	T/O	Chance	Break	
MU	24	7	5	9	8
PITT	26	17	9	4	17

Last FG - MU 2nd-04:41, PITT 2nd-00:28.
 Largest lead - MU by 19 2nd-15:43, PITT by 2 1st-19:12.
 MU led for 38:03, PITT led for 01:02. Game was tied for 00:48.

Score tied - 0 times.
 Lead changed - 1 time.

Official Basketball Box Score -- Game Totals -- Final Statistics

Pittsburgh vs St. John's (NY) 12/18/21 12:00 pm at New York, NY

Pittsburgh 59 • 4-7,0-1 ACC

#	Player	Total			3-Ptr			Rebounds			PF	TP	A	TO	Blk	Stl	Min
		FG-FGA	FG-FGA	FT-FTA	FG-FGA	FG-FGA	FT-FTA	Off	Def	Tot							
15	Mouhamadou Gueye	f	4-8	1-3	6-6	3	3	6	3	15	1	1	3	0	35		
23	John Hugley	f	2-7	0-1	3-4	3	5	8	3	7	2	3	2	0	25		
24	William Jeffress	f	1-3	1-1	1-2	0	2	2	2	4	0	0	0	0	26		
02	Femi Odukale	g	1-12	0-3	4-6	1	5	6	3	6	3	5	0	0	38		
11	Jamarius Burton	g	5-13	1-2	9-10	0	4	4	1	20	0	5	0	1	37		
04	Noah Collier	g	2-5	0-0	0-0	2	0	2	0	4	0	1	1	0	14		
03	Dan Oladapo	g	0-0	0-0	0-0	1	0	1	0	0	2	0	0	0	3		
05	Nate Santos	g	0-0	0-0	0-0	0	2	2	1	0	0	1	0	0	4		
31	Onyebuchi Ezeakudo	g	1-2	1-2	0-0	1	2	3	2	3	2	0	0	1	18		
Team			2		4		4		2		2		0		0		
Totals			16-50	4-12	23-28	13	25	38	16	59	8	18	6	2	200		

FG % 1st Half: 9-25 36.0% 2nd half: 7-25 28.0% Game: 16-50 32.0%
 3FG % 1st Half: 3-6 50.0% 2nd half: 1-6 16.7% Game: 4-12 33.3%
 FT % 1st Half: 10-12 83.3% 2nd half: 13-16 81.3% Game: 23-28 82.1%

Deadball
Rebounds
4.2

St. John's (NY) 57 • 8-3,0-0 Big East

#	Player	Total			3-Ptr			Rebounds			PF	TP	A	TO	Blk	Stl	Min
		FG-FGA	FG-FGA	FT-FTA	FG-FGA	FG-FGA	FT-FTA	Off	Def	Tot							
01																	

2021-22 BOX SCORES

Official Basketball Box Score -- Game Totals -- Final Statistics

Notre Dame vs Pittsburgh 12/28/21 8:00 pm at Pittsburgh, PA

Notre Dame 68 • 7-5,1-1 ACC

#	Player	Total			3-Ptr			Rebounds			PF	TP	A	TO	Blk	Stl	Min
		FG	FGA	FT	FTA	FG	FGA	FT	FTA	Off							
14	Nate Laszewski	r	2-2	1-1	0-0	2	4	6	4	5	0	1	0	0	0	26	
20	Paul Atkinson Jr.	r	4-10	0-1	8-8	2	6	8	5	16	1	1	0	0	0	26	
00	Blake Wesley	g	4-10	2-6	2-3	0	0	0	4	12	3	3	0	0	0	26	
03	Prentiss Hubb	g	4-9	3-5	4-4	0	2	2	0	15	2	1	0	0	0	33	
23	Dane Goodwin	g	4-8	3-4	0-0	0	6	6	3	11	4	1	0	0	0	33	
02	Trey Wertz	g	2-5	0-1	0-0	0	4	4	0	4	3	1	0	0	0	21	
05	Cormac Ryan	g	1-6	1-4	2-2	1	3	4	2	5	2	0	1	1	35		
	Team					1	1	2									
	Totals		21-50	10-22	16-17	6	26	32	18	68	15	11	1	1	200		

FG % 1st Half: 11-25 44.0% 2nd half: 10-25 40.0% Game: 21-50 42.0%
 3FG % 1st Half: 4-12 33.3% 2nd half: 6-10 60.0% Game: 10-22 45.5%
 FT % 1st Half: 4-4 100.0 2nd half: 12-13 92.3% Game: 16-17 94.1%

Deadball
Rebounds
3.1

Pittsburgh 67 • 5-8,0-2 ACC

#	Player	Total			3-Ptr			Rebounds			PF	TP	A	TO	Blk	Stl	Min
		FG	FGA	FT	FTA	FG	FGA	FT	FTA	Off							
15	Mouhamadou Gueye	r	5-12	3-6	1-2	2	3	5	3	14	3	1	2	0	0	34	
23	John Hugley	r	5-10	0-0	8-9	0	6	6	3	18	3	1	0	3	34		
24	William Jeffress	r	1-6	1-6	2-4	0	2	2	3	5	0	0	0	1	37		
02	Femi Odukale	g	4-10	0-1	5-7	1	4	5	3	13	3	0	0	0	39		
11	Jamarius Burton	g	7-12	1-1	0-0	0	4	4	2	15	2	2	0	0	35		
03	Noah Collier	g	1-1	0-0	0-0	1	0	1	1	2	0	1	0	0	6		
31	Onyebuchi Ezeakudo	g	0-0	0-0	0-0	0	2	2	1	0	1	1	0	0	15		
	Team					1	0	1									
	Totals		23-51	5-14	16-22	5	21	26	16	67	12	6	2	6	200		

FG % 1st Half: 11-26 42.3% 2nd half: 12-25 48.0% Game: 23-51 45.1%
 3FG % 1st Half: 2-5 40.0% 2nd half: 3-9 33.3% Game: 5-14 35.7%
 FT % 1st Half: 6-9 66.7% 2nd half: 10-13 76.9% Game: 16-22 72.7%

Deadball
Rebounds
2

Officials: Ron Groover, Bert Smith, Roger Ayers
 Technical fouls: Notre Dame-None, Pittsburgh-None.
 Attendance: 8656
 2021-22 Men's Basketball. Round: 0. Notre Dame vs Pittsburgh. Played at Peters

Score by periods	1st	2nd	Total
Notre Dame	30	38	68
Pittsburgh	30	37	67

	In	Off	2nd	Fast	Bench
Points	Paint	T/O	Chance	Break	
ND	16	6	6	0	9
PITT	28	12	4	2	2

Last FG - ND 2nd-00:07, PITT 2nd-00:33.
 Largest lead - ND by 5 1st-07:09, PITT by 8 2nd-09:31.
 ND led for 15:53. PITT led for 17:49. Game was tied for 06:18.

Score tied - 6 times.
 Lead changed - 6 times.

Official Basketball Box Score -- Game Totals -- Final Statistics

Pittsburgh vs Louisville 01/05/22 7:00 pm at Louisville, KY

Pittsburgh 72 • 5-9,0-3 ACC

#	Player	Total			3-Ptr			Rebounds			PF	TP	A	TO	Blk	Stl	Min
		FG	FGA	FT	FTA	FG	FGA	FT	FTA	Off							
15	Mouhamadou Gueye	r	6-12	2-7	1-1	0	1	1	5	15	0	0	3	0	31		
23	John Hugley	r	4-7	0-2	3-5	1	6	7	4	11	1	4	0	1	19		
24	William Jeffress	r	0-0	0-0	1-2	0	5	5	3	1	0	1	0	0	19		
02	Femi Odukale	g	2-8	0-4	3-5	2	2	4	5	7	3	3	0	1	37		
11	Jamarius Burton	g	5-14	2-3	9-9	2	4	6	1	21	2	1	0	1	38		
03	Noah Collier	g	1-2	0-0	2-5	2	2	4	1	4	0	0	0	0	21		
12	Ithiel Horton	g	5-9	3-5	0-0	1	3	4	2	13	1	2	0	1	28		
31	Onyebuchi Ezeakudo	g	0-0	0-0	0-0	1	1	2	0	0	1	0	0	0	7		
	Team					1	0	1									
	Totals		23-52	7-21	19-27	10	24	34	21	72	8	11	3	4	200		

FG % 1st Half: 10-25 40.0% 2nd half: 13-27 48.1% Game: 23-52 44.2%
 3FG % 1st Half: 4-11 36.4% 2nd half: 3-10 30.0% Game: 7-21 33.3%
 FT % 1st Half: 8-12 66.7% 2nd half: 11-15 73.3% Game: 19-27 70.4%

Deadball
Rebounds
1

Louisville 75 • 10-4,4-0 ACC

#	Player	Total			3-Ptr			Rebounds			PF	TP	A	TO	Blk	Stl	Min
		FG	FGA	FT	FTA	FG	FGA	FT	FTA	Off							
05	Malik Williams	r	0-2	0-0	4-6	2	2	4	6	4	1	4	0	1	19		
10	Samuel Williamson	r	4-9	0-1	1-2	1	4	5	2	9	2	0	1	0	21		
33	Matt Cross	r	3-7	1-4	2-3	1	1	2	4	9	0	1	1	1	21		
00	Noah Locke	g	4-9	3-7	2-4	0	4	4	1	13	0	0	0	0	30		
13	Jarrod West	g	1-4	0-2	3-4	0	5	5	4	5	4	2	0	0	32		
03	El Ellis	g	6-10	2-4	4-6	0	2	2	0	18	0	2	0	1	19		
04	Roosevelt Wheeler	g	0-0	0-0	1-2	1	1	2	0	1	0	0	0	0	3		
11	Mason Faulkner	g	1-1	1-1	0-0	0	0	0	1	3	4	0	0	0	20		
14	Dre Davis	g	2-4	0-1	1-1	0	0	0	1	5	2	1	0	1	12		
21	Sydney Curry	g	3-3	0-0	2-2	2	6	8	3	8	1	0	0	1	18		
24	Jae'Lyn Withers	g	0-1	0-1	0-0	0	1	1	0	0	0	1	0	0	5		
	Team					1	0	1									
	Totals		24-50	7-21	20-30	8	26	34	22	75	14	12	2	5	200		

FG % 1st Half: 10-24 41.7% 2nd half: 14-26 53.8% Game: 24-50 48.0%
 3FG % 1st Half: 2-10 20.0% 2nd half: 5-11 45.5% Game: 7-21 33.3%
 FT % 1st Half: 13-18 72.2% 2nd half: 7-12 58.3% Game: 20-30 66.7%

Deadball
Rebounds
4

Officials: Brent Hampton, Jeffrey Anderson, Pat Driscoll
 Technical fouls: Pittsburgh-John Hugley; TEAM 2. Louisville-Malik Williams
 2; TEAM.
 Attendance: 11973
 2021-22 Men's Basketball. Round: 0. Louisville vs Pittsburgh. Played at KFC Yu

Score by periods	1st	2nd	Total
Pittsburgh	32	40	72
Louisville	35	40	75

	In	Off	2nd	Fast	Bench
Points	Paint	T/O	Chance	Break	
PITT	20	13	11	0	17
LOU	28	13	9	4	35

Last FG - PITT 2nd-00:07, LOU 2nd-00:47.
 Largest lead - PITT by 5 2nd-08:31, LOU by 8 1st-03:27.
 PITT led for 07:39. LOU led for 29:22. Game was tied for 02:59.

Score tied - 6 times.
 Lead changed - 16 times.

Official Basketball Box Score -- Game Totals -- Final Statistics

Boston College vs Pittsburgh 01/08/22 4:00 pm at Pittsburgh, PA

Boston College 67 • 6-7,1-2 ACC

#	Player	Total			3-Ptr			Rebounds			PF	TP	A	TO	Blk	Stl	Min
		FG	FGA	FT	FTA	FG	FGA	FT	FTA	Off							
01	T.J. Bickerstaff	f	1-5	0-1	2-3	3	5	8	0	4	2	0	1	1	29		
33	James Karnik	c	1-4	0-0	0-0	1	2	3	5	2	0	1	1	0	14		
03	Jaeden Zackery	g	3-6	1-2	5-6	0	1	1	5	12	2	3	0	2	36		
05	DeMarr Langford	g	3-10	1-3	0-0	2	3	5	3	7	2	3	0	0	28		
11	Makai Ashton-Langford	g	7-14	4-6	5-7	0	3	3	0	23	4	1	1	3	38		
12	Quinten Post	g	2-5	0-1	0-0	2	1	3	5	4	0	2	2	0	10		
23	Andrew Kenny	g	0-0	0-0	0-0	0	0	0	0	0	0	0	0	0	0+		
24	Gianni Thompson	g	0-0	0-0	0-0	0	0	0	0	0	0	0	0	0	4		
32	Justin Vander Baan	g	1-1	0-0	2-3	1	1	2	2	4	1	0	1	0	15		
51	Brevin Galloway	g	4-12	3-10	0-0	0	1	1	1	11	1	0	0	2	26		
	Team					0	1	1									
	Totals		22-57	9-23	14-19	9	18	27	21	67	12	10	6	8	200		

FG % 1st Half: 13-28 46.4% 2nd half: 9-29 31.0% Game: 22-57 38.6%
 3FG % 1st Half: 6-11 54.5% 2nd half: 3-12 25.0% Game: 9-23 39.1%
 FT % 1st Half: 4-4 100.0 2nd half: 10-15 66.7% Game: 14-19 73.7%

Deadball
Rebounds
2

Pittsburgh 69 • 6-9,1-3 ACC

#	Player	Total			3-Ptr			Rebounds			PF	TP	A	TO	Blk	Stl	Min
		FG	FGA	FT	FTA	FG	FGA	FT	FTA	Off							
15	Mouhamadou Gueye	r	2-5	2-3	0-0	1	4	5	4	6	2	2	0	0	34		
23	John Hugley	r	8-13	1-1	15-20	6	7	13	4	32	1	7	1	2	37		
24	William Jeffress	r	3-5	0-2	0-0	0	4	4	1	6	1	2	1	1	27		
02	Femi Odukale	g	4-10	1-3	2-2	0	3	3	5	11	4	4	0	1	32		
11	Jamarius Burton	g	3-10	2-5	6-6	1	4	5	2	1							

2021-22 BOX SCORES

Official Basketball Box Score -- Game Totals -- Final Statistics

Louisville vs Pittsburgh 01/15/22 4:00 pm at Pittsburgh, PA

Louisville 53 • 10-7,4-3 ACC

#	Player	Total			3-Ptr			Rebounds			PF	TP	A	TO	Blk	Stl	Min
		FG	FGA	FT	FTA	FG	FGA	FT	FTA	Off							
05	Malik Williams	f	4-11	2-5	2-2	2	11	13	4	12	2	2	0	1	27		
10	Samuell Williamson	f	1-4	1-3	0-0	0	1	1	0	13	2	1	0	1	15		
00	Noah Locke	g	4-10	2-4	0-0	1	3	4	2	10	0	0	0	0	29		
03	El Ellis	g	3-10	1-5	3-5	0	1	1	3	10	2	1	0	1	33		
13	Jarrod West	g	4-9	1-6	0-0	0	1	1	2	9	1	0	0	1	28		
04	Roosevelt Wheeler	g	0-0	0-0	0-0	0	0	0	1	0	0	0	0	0	6		
11	Mason Faulkner	g	0-3	0-2	0-0	0	3	3	1	0	1	3	0	0	17		
14	Dre Davis	g	3-6	0-1	3-4	0	3	3	2	9	0	1	0	0	25		
24	Jae'Lyn Withers	g	0-3	0-1	0-0	0	2	2	0	0	1	0	0	0	11		
33	Matt Cross	g	0-1	0-1	0-0	1	0	1	3	0	0	1	0	0	9		
	Team					0	3	3									
	Totals		19-57	7-28	8-11	4	28	32	18	53	9	9	1	4	200		

FG % 1st Half: 8-25 32.0% 2nd half: 11-32 34.4% Game: 19-57 33.3%
 3FG % 1st Half: 3-13 23.1% 2nd half: 4-15 26.7% Game: 7-28 25.0%
 FT % 1st Half: 5-7 71.4% 2nd half: 3-4 75.0% Game: 8-11 72.7%

Pittsburgh 65 • 7-10,2-4 ACC

#	Player	Total			3-Ptr			Rebounds			PF	TP	A	TO	Blk	Stl	Min
		FG	FGA	FT	FTA	FG	FGA	FT	FTA	Off							
15	Mouhamadou Gueye	f	4-12	2-7	0-0	1	7	8	3	10	2	3	4	2	39		
23	John Hugley	f	6-10	0-0	7-9	0	7	7	2	19	1	2	1	2	36		
02	Femi Odukale	g	4-13	1-5	1-4	1	3	4	1	10	4	2	0	2	39		
11	Jamarius Burton	g	8-13	0-1	4-4	1	7	8	2	20	4	2	0	1	40		
31	Onyebuchi Ezeakudo	g	1-4	1-3	0-0	2	3	5	2	3	0	2	0	0	23		
01	Chris Payton	g	0-0	0-0	0-0	0	0	0	0	0	0	0	0	0	1		
03	Noah Collier	g	1-1	0-0	0-0	0	3	3	1	2	0	0	0	0	14		
05	Nate Santos	g	0-1	0-1	0-0	0	1	1	0	0	0	0	0	0	9		
13	Aidan Fisch	g	0-0	0-0	0-0	0	0	0	0	0	0	0	0	0	0+		
24	William Jeffress	g	0-1	0-1	1-2	1	1	2	0	1	1	0	0	0	9		
35	Max Amadasun	g	0-0	0-0	0-0	0	0	0	0	0	0	0	0	0	0+		
	Team					1	2	3									
	Totals		24-55	4-18	13-19	7	34	41	11	65	12	11	5	7	200		

FG % 1st Half: 11-27 40.7% 2nd half: 13-28 46.4% Game: 24-55 43.6%
 3FG % 1st Half: 2-11 18.2% 2nd half: 2-7 28.6% Game: 4-18 22.2%
 FT % 1st Half: 4-6 66.7% 2nd half: 9-13 69.2% Game: 13-19 68.4%

Officials: Tim Clougherty, Jerry Heater, Ted Valentine
 Technical fouls: Louisville-None. Pittsburgh-None.
 Attendance: 8431
 2021-22 Men's Basketball. Round: 0. Louisville vs Pittsburgh. Played at Peters

Score by periods	1st	2nd	Total
Louisville	24	29	53
Pittsburgh	28	37	65

	In	Off	2nd	Fast	Bench
Points	Paint	T/O	Chance	Break	
LOU	16	6	3	2	9
PITT	34	12	8	5	3

Last FG - LOU 2nd-00:05, PITT 2nd-00:13.
 Largest lead - LOU by 5 1st-17:58, PITT by 16 2nd-07:06.
 LOU led for 08:34. PITT led for 29:24. Game was tied for 02:02.

Official Basketball Box Score -- Game Totals -- Final Statistics

Pittsburgh vs Clemson 01/22/22 6:00 pm at Clemson, SC

Pittsburgh 48 • 7-12,2-6 ACC

#	Player	Total			3-Ptr			Rebounds			PF	TP	A	TO	Blk	Stl	Min
		FG	FGA	FT	FTA	FG	FGA	FT	FTA	Off							
15	Mouhamadou Gueye	f	1-6	1-3	0-0	1	2	3	4	3	0	3	5	2	27		
23	John Hugley	f	4-12	0-3	7-8	0	5	8	0	15	0	4	0	1	31		
02	Femi Odukale	g	3-9	2-7	2-2	0	3	3	4	10	3	0	0	0	31		
11	Jamarius Burton	g	4-8	2-3	0-0	2	5	7	5	10	2	2	0	2	32		
31	Onyebuchi Ezeakudo	g	1-7	1-5	0-0	1	0	1	0	3	1	2	0	0	32		
01	Chris Payton	g	1-2	1-1	0-1	1	0	1	0	3	1	1	0	0	6		
03	Noah Collier	g	1-1	0-0	0-0	0	0	0	3	2	0	2	0	0	7		
04	Dan Oladapo	g	0-0	0-0	0-2	0	0	0	1	0	0	1	0	0	7		
05	Nate Santos	g	0-0	0-0	0-0	0	0	0	0	0	0	0	0	0	6		
24	William Jeffress	g	1-3	0-1	0-0	3	3	6	2	2	0	1	0	0	19		
35	Max Amadasun	g	0-0	0-0	0-0	0	1	1	0	0	0	0	0	0	2		
	Team					0	3	3									
	Totals		16-48	7-23	9-13	11	22	33	19	48	7	20	5	5	200		

FG % 1st Half: 9-23 39.1% 2nd half: 7-25 28.0% Game: 16-48 33.3%
 3FG % 1st Half: 4-12 33.3% 2nd half: 3-11 27.3% Game: 7-23 30.4%
 FT % 1st Half: 5-8 62.5% 2nd half: 4-5 80.0% Game: 9-13 69.2%

Clemson 75 • 11-8,3-5 ACC

#	Player	Total			3-Ptr			Rebounds			PF	TP	A	TO	Blk	Stl	Min
		FG	FGA	FT	FTA	FG	FGA	FT	FTA	Off							
05	Hunter Tyson	f	2-6	1-2	1-2	0	2	2	2	6	1	0	1	0	20		
24	PJ Hall	f	4-5	2-2	6-8	0	1	1	1	16	2	5	0	0	28		
02	Al-Amir Dawes	g	6-9	5-8	2-2	0	4	4	3	19	3	1	0	1	25		
03	Chase Hunter	g	4-5	1-1	4-4	0	5	5	2	13	3	0	1	0	31		
13	David Collins	g	2-4	2-2	4-8	0	7	7	1	10	6	2	1	3	33		
01	Ian Schieffelin	g	0-0	0-0	0-0	2	0	2	1	0	0	0	0	0	5		
04	Nick Honor	g	0-4	0-3	2-2	0	1	1	2	2	2	1	0	1	16		
10	Ben Middlebrooks	g	1-1	0-0	0-0	0	0	0	2	2	0	0	0	0	9		
11	Parker Fox	g	0-2	0-2	0-0	0	1	1	0	0	0	0	0	0	1		
12	Alex Hemenway	g	1-5	1-5	0-0	0	0	0	0	3	0	0	0	0	7		
14	Devin Foster	g	0-0	0-0	0-0	0	0	0	0	0	0	0	0	0	1		
15	Jack Nauseef	g	0-0	0-0	0-0	0	0	0	0	0	0	0	0	0	2		
33	Naz Bohannon	g	2-5	0-0	0-0	2	1	3	0	4	2	0	0	1	22		
	Team					1	1	2									
	Totals		22-46	12-25	19-26	5	23	28	14	75	19	9	3	7	200		

FG % 1st Half: 12-25 48.0% 2nd half: 10-21 47.6% Game: 22-46 47.8%
 3FG % 1st Half: 5-13 38.5% 2nd half: 7-12 58.3% Game: 12-25 48.0%
 FT % 1st Half: 9-10 90.0% 2nd half: 10-16 62.5% Game: 19-26 73.1%

Officials: Jeff Pon, Mark Schnur, Roger Ayers
 Technical fouls: Pittsburgh-TEAM. Clemson-None.
 Attendance: 7408
 2021-22 Men's Basketball. Round: 0. Clemson vs Pittsburgh. Played at Littlejohn

Score by periods	1st	2nd	Total
Pittsburgh	27	21	48
Clemson	38	37	75

	In	Off	2nd	Fast	Bench
Points	Paint	T/O	Chance	Break	
PITT	8	9	11	0	7
CLEM	12	21	4	6	11

Last FG - PITT 2nd-00:27, CLEM 2nd-02:04.
 Largest lead - PITT None, CLEM by 32 2nd-02:04.
 PITT led for 00:00. CLEM led for 39:42. Game was tied for 00:18.

Official Basketball Box Score -- Game Totals -- Final Statistics

Virginia vs Pittsburgh 01/19/22 9:00 pm at Pittsburgh, PA

Virginia 66 • 11-7,5-3 ACC

#	Player	Total			3-Ptr			Rebounds			PF	TP	A	TO	Blk	Stl	Min
		FG	FGA	FT	FTA	FG	FGA	FT	FTA	Off							
01	Jayden Gardner	f	5-9	0-0	4-5	2	2	4	4	14	3	1	0	0	36		
22	Francisco Caffaro	c	2-3	0-0	0-1	2	3	5	5	4	1	1	0	1	24		
00	Kihei Clark	g	2-8	1-6	2-2	0	3	3	1	7	6	0	0	0	34		
02	Reece Beekman	g	8-11	3-5	0-0	2	1	3	2	19	8	2	2	1	38		
04	Armaan Franklin	g	3-9	0-2	0-1	0	2	2	1	6	1	2	0	1	25		
21	Kadin Sherrick	g	6-6	0-0	0-1	2	1	3	5	12	0	2	2	0	16		
23	Kody Stadtmann	g	1-8	0-4	2-2	0	1	1	1	4	0	1	0	0	27		
	Team					3	1	4									
	Totals		27-54	4-17	8-12	11	14	25	19	66	19	9	4	3	200		

FG % 1st Half: 12-29 41.4% 2nd half: 15-25 60.0% Game: 27-54 50.0%
 3FG % 1st Half: 3-10 30.0% 2nd half: 1-7 14.3% Game: 4-17 23.5%
 FT % 1st Half: 2-3 66.7% 2nd half: 6-9 66.7% Game: 8-12 66.7%

Pittsburgh 61 • 7-11,2-5 ACC

#	Player	Total			3-Ptr			Rebounds			PF	TP	A	TO	Blk	Stl	Min
---	--------	-------	--	--	-------	--	--	----------	--	--	----	----	---	----	-----	-----	-----

2021-22 BOX SCORES

Official Basketball Box Score -- Game Totals -- Final Statistics Pittsburgh vs Boston College 01/30/22 4:00 pm at Boston, MA

Pittsburgh 56 • 8-13,3-7 ACC

#	Player	Total			3-Ptr			Rebounds			PF	TP	A	TO	Blk	Stl	Min
		FG	FGA	FT	FTA	FG	FGA	FT	FTA	Off							
15	Mouhamadou Gueye	r	2-5	1-3	0-0	3	6	9	2	5	0	0	2	0	35		
23	John Hugley	r	3-10	0-2	3-7	1	4	5	1	9	2	8	0	3	29		
02	Femi Odukale	g	4-11	1-2	7-9	4	1	5	3	16	2	1	1	31			
11	Jamarius Burton	g	7-15	0-2	1-3	1	3	4	2	15	0	1	0	34			
31	Onyebuchi Ezeakudo	g	0-1	0-1	0-0	2	4	6	0	0	1	0	0	26			
01	Chris Payton	g	0-1	0-0	0-0	1	0	1	1	0	0	0	0	4			
03	Noah Collier	g	0-0	0-0	0-0	0	0	0	1	0	0	0	0	11			
05	Nate Santos	g	0-0	0-0	0-0	0	0	0	0	0	0	0	0	1			
12	Ithiel Horton	g	4-12	3-7	0-0	1	2	3	1	11	1	2	0	23			
24	William Jeffress	g	0-2	0-1	0-0	0	0	0	0	0	0	1	0	6			
Team						1	2	3									
Totals			20-57	5-18	11-19	14	22	36	11	56	6	13	3	10	200		

FG % 1st Half: 8-28 28.6% 2nd half: 12-29 41.4% Game: 20-57 35.1%
 3FG % 1st Half: 1-8 12.5% 2nd half: 4-10 40.0% Game: 5-18 27.8%
 FT % 1st Half: 5-9 55.6% 2nd half: 6-10 60.0% Game: 11-19 57.9%

Boston College 69 • 9-11,4-6 ACC

#	Player	Total			3-Ptr			Rebounds			PF	TP	A	TO	Blk	Stl	Min
		FG	FGA	FT	FTA	FG	FGA	FT	FTA	Off							
01	T.J. Bickerstaff	r	1-5	0-1	4-6	1	4	5	3	6	1	1	0	0	23		
33	James Karnik	c	0-2	0-1	0-0	0	1	1	3	0	0	1	1	12			
03	Jaeden Zackery	g	3-4	2-2	0-0	1	5	6	2	8	4	1	0	1	29		
05	DeMarr Langford	g	7-15	1-4	2-2	1	2	3	0	17	3	1	0	33			
11	Makai Ashton-Langfor	g	8-13	3-6	2-2	1	3	4	0	21	2	2	0	33			
04	Kanye Jones	g	0-3	0-1	0-0	0	0	0	1	0	0	0	0	8			
12	Quinten Post	g	5-9	1-2	0-0	3	7	10	3	11	1	2	2	27			
23	Andrew Kenny	g	0-0	0-0	0-0	0	1	1	0	0	0	0	0	1			
24	Gianni Thompson	g	2-3	0-1	2-2	1	2	3	2	6	1	1	1	17			
25	Jonathan Noel	g	0-0	0-0	0-0	0	0	0	0	0	0	0	0	0+			
32	Justin Vander Baan	g	0-0	0-0	0-0	0	0	0	0	0	0	0	0	1			
51	Brevin Galloway	g	0-4	0-3	0-0	0	2	2	0	0	1	1	0	1			
Team						2	0	2									
Totals			26-58	7-21	10-12	10	27	37	15	69	13	10	4	7	200		

FG % 1st Half: 13-32 40.6% 2nd half: 13-26 50.0% Game: 26-58 44.8%
 3FG % 1st Half: 3-12 25.0% 2nd half: 4-9 44.4% Game: 7-21 33.3%
 FT % 1st Half: 2-4 50.0% 2nd half: 8-8 100.0% Game: 10-12 83.3%

Officials: Wally Rutecki, Tony Henderson, Jamie Luckie
 Technical fouls: Pittsburgh-None. Boston College-None.
 Attendance: 4507
 2021-22 Men's Basketball. Round: 0. Boston College vs Pittsburgh. Played at St

Score by periods	1st	2nd	Total
Pittsburgh	22	34	56
Boston College	31	38	69

	In	Off	2nd	Fast	Bench
Points	Paint	T/O	Chance	Break	
PITT	28	11	9	11	11
BC	28	17	8	15	17

Last FG - PITT 2nd-00:28, BC 2nd-02:00.
 Largest lead - PITT by 8 1st-14:50, BC by 22 2nd-09:30.
 PITT led for 08:08. BC led for 29:00. Game was tied for 02:52.

Score tied - 5 times.
 Lead changed - 4 times.

Official Basketball Box Score -- Game Totals -- Final Statistics Virginia Tech vs Pittsburgh 02/05/22 7:00 pm at Pittsburgh, PA

Virginia Tech 76 • 13-10,5-7 ACC

#	Player	Total			3-Ptr			Rebounds			PF	TP	A	TO	Blk	Stl	Min
		FG	FGA	FT	FTA	FG	FGA	FT	FTA	Off							
22	Keve Aluma	f	2-4	1-2	1-2	2	2	4	2	6	2	2	0	2	31		
25	Justyn Mutts	f	5-10	2-3	4-6	2	3	5	2	16	2	8	0	5	33		
00	Hunter Cattoor	g	1-5	1-4	0-1	1	1	2	2	3	3	2	0	1	24		
04	Nahiem Alleyne	g	5-8	4-7	0-1	1	3	4	3	14	1	0	0	33			
05	Storm Murphy	g	7-10	3-6	3-4	0	3	3	1	20	4	2	0	1	28		
01	David N'Guessan	g	1-2	1-2	0-0	0	1	1	2	3	1	0	0	13			
03	Sean Pedulla	g	2-2	1-1	0-0	0	2	2	0	5	2	2	0	12			
13	Darius Maddox	g	3-4	1-1	2-2	0	2	2	1	9	0	0	1	23			
21	John Ojiako	g	0-0	0-0	0-0	0	0	0	0	0	0	0	0	3			
Team						1	2	3									
Totals			26-45	14-26	10-16	7	19	26	13	76	15	16	1	12	200		

FG % 1st Half: 18-24 75.0% 2nd half: 8-21 38.1% Game: 26-45 57.8%
 3FG % 1st Half: 10-13 76.9% 2nd half: 4-13 30.8% Game: 14-26 53.8%
 FT % 1st Half: 3-4 75.0% 2nd half: 7-12 58.3% Game: 10-16 62.5%

Pittsburgh 71 • 8-15,3-9 ACC

#	Player	Total			3-Ptr			Rebounds			PF	TP	A	TO	Blk	Stl	Min
		FG	FGA	FT	FTA	FG	FGA	FT	FTA	Off							
15	Mouhamadou Gueye	f	3-8	2-6	5-6	0	5	5	4	13	1	4	1	2	35		
23	John Hugley	f	1-4	0-1	0-0	1	3	4	1	2	1	4	0	0	29		
02	Femi Odukale	g	8-11	5-7	4-4	0	0	0	3	25	3	3	0	6	36		
11	Jamarius Burton	g	9-13	0-0	3-4	1	5	6	1	21	4	2	0	0	39		
31	Onyebuchi Ezeakudo	g	3-4	2-3	0-0	0	0	0	2	8	1	1	0	1	26		
03	Noah Collier	g	1-1	0-0	0-0	0	2	2	2	2	0	0	0	14			
04	Dan Oladapo	g	0-0	0-0	0-0	0	0	0	0	0	0	0	0	1			
12	Ithiel Horton	g	0-3	0-1	0-0	0	1	1	1	0	1	1	0	2			
Team						0	0	0									
Totals			25-44	9-18	12-14	2	16	18	14	71	11	15	1	11	200		

FG % 1st Half: 8-20 40.0% 2nd half: 17-24 70.8% Game: 25-44 56.8%
 3FG % 1st Half: 3-8 37.5% 2nd half: 6-10 60.0% Game: 9-18 50.0%
 FT % 1st Half: 3-4 75.0% 2nd half: 9-10 90.0% Game: 12-14 85.7%

Officials: Tommy Morrissey, Doug Sirmons, Lee Cassell
 Technical fouls: Virginia Tech-None. Pittsburgh-None.
 Attendance: 8533
 2021-22 Men's Basketball. Round: 0. Pittsburgh vs Virginia Tech. Played at Pet

Score by periods	1st	2nd	Total
Virginia Tech	49	27	76
Pittsburgh	22	49	71

	In	Off	2nd	Fast	Bench
Points	Paint	T/O	Chance	Break	
HOKIES	20	17	9	2	17
PITT	18	26	2	15	2

Last FG - HOKIES 2nd-01:21, PITT 2nd-00:21.
 Largest lead - HOKIES by 28 2nd-19:25, PITT None.
 HOKIES led for 37:39. PITT led for 00:00. Game was tied for 02:21.

Score tied - 0 times.
 Lead changed - 0 times.

Official Basketball Box Score -- Game Totals -- Final Statistics Pittsburgh vs Wake Forest 02/02/22 7:00 pm at Winston-Salem, NC

Pittsburgh 75 • 8-14,3-8 ACC

#	Player	Total			3-Ptr			Rebounds			PF	TP	A	TO	Blk	Stl	Min
		FG	FGA	FT	FTA	FG	FGA	FT	FTA	Off							
15	Mouhamadou Gueye	r	3-9	3-6	0-0	3	0	3	4	9	1	1	2	1	29		
23	John Hugley	r	7-12	0-1	3-4	2	10	12	3	17	0	1	0	1	33		
02	Femi Odukale	g	10-14	2-3	1-3	1	2	3	5	23	2	2	0	2	35		
11	Jamarius Burton	g	4-11	0-1	2-2	1	0	1	4	10	5	4	0	3	35		
31	Onyebuchi Ezeakudo	g	3-4	2-3	0-0	0	3	3	1	8	4	0	0	2	31		
03	Noah Collier	g	0-1	0-0	1-2	1	1	2	3	1	0	1	0	5			
05	Nate Santos	g	1-4	0-1	1-2	2	1	3	0	3	0	0	0	6			
12	Ithiel Horton	g	1-5	0-1	2-2	0	2	2	0	4	1	3	0	3			
24	William Jeffress	g	0-0	0-0	0-0	0	0	0	0	2	0	1	0	7			
35	Max Amadasun	g	0-0	0-0	0-0	0	0	0	0	0	0	0	0	1			
Team						1	1	2									
Totals			29-60	7-16	10-15	11	20	31	22	75	13	13	2	12	200		

FG % 1st Half: 8-27 29.6% 2nd half: 21-33 63.6% Game: 29-60 48.3%
 3FG % 1st Half: 4-9 44.4% 2nd half: 3-7 42.9% Game: 7-16 43.8%
 FT % 1st Half: 4-6 66.7% 2nd half: 6-9 66.7% Game: 10-15 66.7%

Wake Forest 91 • 18-5,8-4 ACC

#	Player	Total			3-Ptr			Rebounds			PF	TP	A	TO	Blk	Stl	Min
		FG	FGA	FT	FTA	FG	FGA	FT	FTA	Off							
01	Isaiah Mucius	r	3-7	2-6	6-7	2	1	3	4	14	1	1	0	1	24		
13	Dallas Walton	c	6-6	3-3	1-2	1	2	3	4	16	2	2	0	0	28		
00	Jake LaRavia	g	6-10	4-6	2-2	3	3	6	4	18	1	3	0	1	30		
04	Daivien Williamson	g	3-7	2-5	4-4	0	3	3	0	12	3	0	0	1	30		
31	Alondes Williams	g	4-11	1-4	6-10	1	9	10	0</								



2021-22 Pittsburgh Men's Basketball Combined Team Statistics All games

Game Records

Record	Overall	Home	Away	Neutral
ALL GAMES	8-15	7-8	1-7	0-0
CONFERENCE	3-9	3-3	0-6	0-0
NON-CONFERENCE	5-6	4-5	1-1	0-0

Score by Periods

Team	1st	2nd	OT	TOT
Pittsburgh	639	798	0	1437
Opponents	769	765	0	1534

Team Box Score

No.	Player				Total			3-Point		F-Throw		Rebounds										
		GP-GS	MIN	AVG	FG-FGA	FG%	3FG-3FGA	3FG%	FT-FTA	FT%	OFF	DEF	TOT	AVG	PF	DQ	A	TO	BLK	STL	PTS	AVG
23	HUGLEY, John	23-23	685:09	29.8	106-239	.444	5-32	.156	122-168	.726	62	130	192	8.3	59	0	29	73	10	19	339	14.7
11	BURTON, Jamarius	21-17	737:12	35.1	102-243	.420	20-61	.328	60-69	.870	12	67	79	3.8	43	1	53	36	4	22	284	13.5
2	ODUKALE, Femi	22-20	724:16	32.9	86-212	.406	25-71	.352	80-126	.635	21	55	76	3.5	63	4	69	59	9	23	277	12.6
15	GUEYE, Mouhamadou	23-19	647:33	28.2	70-173	.405	27-78	.346	36-43	.837	36	102	138	6.0	67	1	28	36	43	12	203	8.8
12	HORTON, Ithiel	4-0	88:57	22.2	10-29	.345	6-14	.429	2-2	1.000	2	8	10	2.5	4	0	4	8	0	8	28	7.0
24	JEFFRESS, William	22-16	534:09	24.3	25-86	.291	8-44	.182	25-41	.610	25	57	82	3.7	36	0	18	23	9	15	83	3.8
4	OLADAPO, Dan	15-4	159:50	10.7	20-25	.800	0-0	.000	10-18	.556	14	15	29	1.9	10	0	4	19	1	3	50	3.3
5	SANTOS, Nate	19-6	267:39	14.1	24-72	.333	10-41	.244	5-8	.625	12	32	44	2.3	13	0	10	11	1	8	63	3.3
31	EZEAKUDO, Onyebuchi	23-10	489:12	21.3	22-52	.423	17-38	.447	2-8	.250	10	33	43	1.9	26	0	31	20	1	16	63	2.7
3	COLLIER, Noah	23-0	220:34	9.6	15-27	.556	0-0	.000	5-16	.313	16	23	39	1.7	30	0	3	8	4	2	35	1.5
1	PAYTON, Chris	12-0	40:02	3.3	4-6	.667	1-1	1.000	1-3	.333	4	6	10	0.8	6	0	2	5	1	1	10	0.8
35	AMADASUN, Max	5-0	05:14	1.0	1-1	1.000	0-0	.000	0-0	.000	0	1	1	0.2	0	0	0	0	0	1	2	0.4
13	FISCH, Aidan	1-0	00:13	0.2	0-0	.000	0-0	.000	0-0	.000	0	0	0	0.0	0	0	0	0	0	0	0	0.0
Team											25	36	61					15				
Total		23	4600		485-1165	.416	119-380	.313	348-502	.693	239	565	804	35.0	357	6	251	313	83	130	1437	62.5
Opponents		23	4600		537-1258	.427	193-549	.352	267-385	.694	208	508	716	31.1	410	11	324	242	72	150	1534	66.7

Team Statistics

	PITT	OPP
Scoring	1437	1534
Points per game	62.5	66.7
Scoring margin	-4.2	-
Field goals-att	485-1165	537-1258
Field goal pct	.416	.427
3 point fg-att	119-380	193-549
3-point FG pct	.313	.352
3-pt FG made per game	5.2	8.4
Free throws-att	348-502	267-385
Free throw pct	.693	.694
F-Throws made per game	15.1	11.6
Rebounds	804	716
Rebounds per game	35.0	31.1
Rebounding margin	+3.8	-
Assists	251	324
Assists per game	10.9	14.1
Turnovers	313	242
Turnovers per game	13.6	10.5
Turnover margin	-3.1	-
Assist/turnover ratio	0.8	1.3
Steals	130	150
Steals per game	5.7	6.5
Blocks	83	72
Blocks per game	3.6	3.1
Winning streak	0	-
Home win streak	0	-
Attendance	116510	77964
Home games-Avg/Game	15-7767	8-9746
Neutral site-Avg/Game	-	0-0

Team Results

Date	Opponent		Score	Att.
11/09/2021	The Citadel	L	63-78	7585
11/12/2021	at West Virginia	L	59-74	14100
11/16/2021	UNCW	W	59-51	7261
11/19/2021	Towson	W	63-59	7612
11/24/2021	Vanderbilt	L	52-68	7460
11/27/2021	UMBC	L	77-87	7400
11/30/2021	Minnesota	L	53-54	7736
12/03/2021	at Virginia	L	56-57	14257
12/09/2021	Colgate	W	71-68	7328
12/12/2021	Monmouth	L	52-56	7579
12/18/2021	at St. John's (NY)	W	59-57	5177
12/21/2021	Jacksonville	W	64-55	7392
12/28/2021	Notre Dame	L	67-68	8656
01/05/2022	at Louisville	L	72-75	11973
01/08/2022	Boston College	W	69-67	7876
01/11/2022	at Syracuse	L	61-77	15214
01/15/2022	Louisville	W	65-53	8431
01/19/2022	Virginia	L	61-66	7595
01/22/2022	at Clemson	L	48-75	7408
01/25/2022	Syracuse	W	64-53	8066
01/30/2022	at Boston College	L	56-69	4507
02/02/2022	at Wake Forest	L	75-91	5328
02/05/2022	Virginia Tech	L	71-76	8533



2021-22 Pittsburgh Men's Basketball Combined Team Statistics In Conference games

Game Records

Record	Overall	Home	Away	Neutral
ALL GAMES	3-9	3-3	0-6	0-0
CONFERENCE	3-9	3-3	0-6	0-0
NON-CONFERENCE	0-0	0-0	0-0	0-0

Score by Periods

Team	1st	2nd	OT	TOT
Pittsburgh	326	439	0	765
Opponents	411	416	0	827

Team Box Score

No.	Player	Total					3-Point		F-Throw		Rebounds				Other Stats							
		GP-GS	MIN	AVG	FG-FGA	FG%	3FG-3FGA	3FG%	FT-FTA	FT%	OFF	DEF	TOT	AVG	PF	DQ	A	TO	BLK	STL	PTS	AVG
11	BURTON, Jamarius	12-12	447:49	37.3	66-139	.475	13-33	.394	39-44	.886	9	45	54	4.5	27	1	34	20	3	15	184	15.3
23	HUGLEY, John	12-12	372:33	31.0	51-120	.425	3-17	.176	72-94	.766	27	71	98	8.2	30	0	12	46	3	13	177	14.8
2	ODUKALE, Femi	11-11	384:23	34.9	47-110	.427	14-41	.341	33-50	.660	11	23	34	3.1	38	3	32	26	2	15	141	12.8
15	GUEYE, Mouhamadou	12-12	388:51	32.4	42-109	.385	19-54	.352	21-25	.840	20	51	71	5.9	43	1	17	18	25	10	124	10.3
12	HORTON, Ithiel	4-0	88:57	22.2	10-29	.345	6-14	.429	2-2	1.000	2	8	10	2.5	4	0	4	8	0	8	28	7.0
31	EZEAKUDO, Onyebuchi	12-8	302:24	25.2	15-34	.441	11-24	.458	0-0	.000	7	23	30	2.5	14	0	16	10	0	8	41	3.4
4	OLADAPO, Dan	4-0	31:59	8.0	5-5	1.000	0-0	.000	0-2	.000	4	2	6	1.5	2	0	0	3	0	1	10	2.5
24	JEFFRESS, William	11-5	205:18	18.7	7-27	.259	3-19	.158	7-12	.583	9	20	29	2.6	16	0	6	10	4	4	24	2.2
5	SANTOS, Nate	8-0	63:14	7.9	5-17	.294	3-9	.333	1-2	.500	3	6	9	1.1	1	0	1	2	0	1	14	1.8
3	COLLIER, Noah	12-0	96:09	8.0	7-11	.636	0-0	.000	3-9	.333	5	11	16	1.3	15	0	1	5	0	1	17	1.4
1	PAYTON, Chris	5-0	15:25	3.1	2-4	.500	1-1	1.000	0-1	.000	2	2	4	0.8	2	0	1	1	0	0	5	1.0
35	AMADASUN, Max	3-0	02:44	0.9	0-0	.000	0-0	.000	0-0	.000	0	1	1	0.3	0	0	0	0	0	0	0	0.0
13	FISCH, Aidan	1-0	00:13	0.2	0-0	.000	0-0	.000	0-0	.000	0	0	0	0.0	0	0	0	0	0	0	0	0.0
Team											15	13	28					7				
Total		12	2400		257-605	.425	73-212	.344	178-241	.739	114	276	390	32.5	192	5	124	156	37	76	765	63.8
Opponents		12	2400		283-632	.448	101-281	.359	160-223	.717	103	265	368	30.7	204	9	176	124	37	71	827	68.9

Team Statistics

	PITT	OPP
Scoring	765	827
Points per game	63.8	68.9
Scoring margin	-5.2	-
Field goals-att	257-605	283-632
Field goal pct	.425	.448
3 point fg-att	73-212	101-281
3-point FG pct	.344	.359
3-pt FG made per game	6.1	8.4
Free throws-att	178-241	160-223
Free throw pct	.739	.717
F-Throws made per game	14.8	13.3
Rebounds	390	368
Rebounds per game	32.5	30.7
Rebounding margin	+1.8	-
Assists	124	176
Assists per game	10.3	14.7
Turnovers	156	124
Turnovers per game	13.0	10.3
Turnover margin	-2.7	-
Assist/turnover ratio	0.8	1.4
Steals	76	71
Steals per game	6.3	5.9
Blocks	37	37
Blocks per game	3.1	3.1
Winning streak	0	-
Home win streak	0	-
Attendance	49157	58687
Home games-Avg/Game	6-8193	6-9781
Neutral site-Avg/Game	-	0-0

Team Results

Date	Opponent	Score	Att.
12/03/2021	at Virginia	L 56-57	14257
12/28/2021	Notre Dame	L 67-68	8656
01/05/2022	at Louisville	L 72-75	11973
01/08/2022	Boston College	W 69-67	7876
01/11/2022	at Syracuse	L 61-77	15214
01/15/2022	Louisville	W 65-53	8431
01/19/2022	Virginia	L 61-66	7595
01/22/2022	at Clemson	L 48-75	7408
01/25/2022	Syracuse	W 64-53	8066
01/30/2022	at Boston College	L 56-69	4507
02/02/2022	at Wake Forest	L 75-91	5328
02/05/2022	Virginia Tech	L 71-76	8533