



# VIRGINIA

**VIRGINIA ATHLETICS MEDIA RELATIONS**  
 295 Massie Road, Room 154  
 Charlottesville, VA 22904  
**Men's Basketball Contact:** Erich Bacher  
**OFFICE:** (434) 982-5530 • **CELL:** (720) 318-5538  
**E-mail:** bacher@virginia.edu  
**ON THE WEB:** VirginiaSports.com  
**ON TWITTER:** @UVMensHoops, @ErichJBacher

22 NCAA TOURNAMENT APPEARANCES • 2 NCAA FINAL FOUR BERTHS • 13 NIT APPEARANCES • 10 ALL-AMERICANS • 24 ALL-ACC FIRST TEAM SELECTIONS

## GAME INFORMATION

**Date / Time:** Monday, Feb. 18, 2019 / 7 p.m. ET  
**Site:** Blacksburg, Va. / Cassell Coliseum (9,487)  
**ESPN:** Dan Shulman (pxp), Jay Bilas (analyst), Allison Williams (reporter)  
**ESPN Radio:** Sean Kelley (pxp), Bob Valvano (analyst)  
**Virginia Sports Radio Network:** Dave Koehn (pxp), Jimmy Miller (analyst)  
**Satellite Radio:** Sirius (81), XM (81), Internet (81)  
**Live Stats/Twitter:** VirginiaSports.com/@UVMensHoops  
**Virginia All-Time vs. Virginia Tech:** 92-56  
**Charlottesville:** 39-13 (8-4 at John Paul Jones Arena)  
**Blacksburg:** 21-30 (8-16 at Cassell Coliseum)  
**Neutral:** 32-13  
**First Meeting:** Feb. 20, 1915 (@Virginia 39, VT 21)  
**Last Meeting:** Jan. 15, 2019 (@Virginia 81, VT 59)  
**Winning Streak:** Virginia, 1 game

## 2018-19 SCHEDULE/RESULTS - 22-2, 10-2 ACC

Date	Opponent	TV	Time/Result
Nov. 6	[5] TOWSON	ACCNE	W, 73-42
Nov. 11	[5] GEORGE WASH.	ACCNE	W, 76-57
Nov. 16	[4] COPPIN STATE	ACCNE	W, 97-40
Nov. 21	[4] Middle Tenn. ^	ESPN2	W, 74-52
Nov. 22	[4] Dayton ^	ESPN	W, 66-59
Nov. 23	[4] Wisconsin (25) ^	ESPN	W, 53-46
Nov. 28	[4] at Maryland (24) %	ESPN	W, 76-71
Dec. 3	[4] MORGAN STATE	ACCNE	W, 83-45
Dec. 9	[4] VCU	RSN	W, 57-49
Dec. 19	[5] at South Carolina	SEC	W, 69-52
Dec. 22	[5] WILLIAM & MARY	ACCNE	W, 72-40
Dec. 31	[4] MARSHALL	RSN	W, 100-64
Jan. 5	[4] FLORIDA STATE (9) *	ESPN2	W, 65-52
Jan. 9	[4] at Boston College *	ESPNU	W, 83-56
Jan. 12	[4] at Clemson *	Raycom	W, 63-43
Jan. 15	[4] VIRGINIA TECH (9) *	Raycom	W, 81-59
Jan. 19	[4] at Duke (1) *	ESPN	L, 72-70
Jan. 22	[3] WAKE FOREST *	RSN	W, 68-43
Jan. 26	[3] at Notre Dame *	CBS	W, 82-55
Jan. 29	[3] at NC State * (23)	ESPN2	W, 66-65 OT
Feb. 2	[3] MIAMI *	Raycom	W, 56-46
Feb. 9	[3] DUKE (2) *	ESPN	L, 81-71
Feb. 11	[4] at North Carolina (8) *	ESPN	W, 69-61
Feb. 16	[4] NOTRE DAME *	Raycom	W, 60-54
Feb. 18	at Virginia Tech *	ESPN	7 p.m.
Feb. 23	at Louisville *	Raycom	Noon
Feb. 27	GEORGIA TECH *	ESPN2/U	7 p.m.
Mar. 2	PITT *	Raycom	2 p.m.
Mar. 4	at Syracuse *	ESPN	7 p.m.
Mar. 9	LOUISVILLE *	ESPN/2	4/6/8 p.m.
Mar. 12-16	at ACC Tournament	TBA	TBA

### HOME GAMES IN BOLD CAPS

All Times Eastern  
 ^ - Battle 4 Atlantis, Nassau, Bahamas; % - ACC/B1G Challenge  
 \* - ACC game

## PRONUNCIATION GUIDE

FRANCESCO BADOCCHI Fran-CHESS-co Bah-Dokey  
 MAMADI DIAKITE Mama-DEE, DEE-ah-KEE-tay  
 KIHAI CLARK KEY-HEY



## [4/4] VIRGINIA CAVALIERS (22-2, 10-2 ACC)

Head Coach: Tony Bennett (Green Bay, 1992)  
 Record at UVA: 241-88 (10th season), Career Record: 310-121 (13th season)

## [22/16] VIRGINIA TECH HOKIES (20-5, 9-4 ACC)

Head Coach: Buzz Williams (Oklahoma City University, 1994)  
 Record at Virginia Tech: 94-65 (5th season), Career Record: 247-151 (12th season)

### FOR OPENERS

- Virginia is tied for second in the ACC at 10-2, while Virginia Tech is tied for fourth at 9-4.
- UVA is 6-2 vs. ranked opponents (both losses vs. Duke).
- The Virginia-Virginia Tech game is part of the Commonwealth Clash presented by Virginia529, which is a head-to-head, points-based competition between the athletic teams of the Cavaliers and Hokies.

### UVA VS. THE COMMONWEALTH OF VIRGINIA

- UVA is 3-0 against teams from the Commonwealth of Virginia, posting wins against VCU (57-49) and William & Mary (72-40) and Virginia Tech (81-59).
- UVA has a 67-15 record against teams from Virginia since 1999-00.
- UVA has won 20 of its last 23 games against teams from Virginia.

### ALL-TIME VS. VIRGINIA TECH

- Virginia is 92-56 all-time vs. Virginia Tech, including a 21-30 mark in Blacksburg, in the series that dates back to 1914-15.
- The Cavaliers are 5-2 in their last seven games at Cassell Coliseum, including a 78-52 win at Virginia Tech last season, marking its largest margin of victory against the Hokies in Blacksburg.
- UVA is 4-3 in its last seven games against Virginia Tech with two of the six contests decided in overtime.
- The Cavaliers are 7-3 in their last 10 games vs. the Hokies.
- Head coach Tony Bennett is 13-6 all-time vs. Virginia Tech.

### LAST TIME VS. THE HOKIES

- De'Andre Hunter tallied 21 points and Ty Jerome added 14 points and career-high 12 assists to lead No. 4 Virginia past then-No. 9 Virginia Tech 81-59 on Jan. 15.
- Kyle Guy added 15 points as UVA went 13 of 24 from 3-point range.
- UVA made 10 of 14 3-pointers to jump to a 44-22 halftime lead.
- Kihei Clark added nine points on a trio of 3-pointers.

### UVA IN THE NATIONAL STATISTICAL RANKINGS

- As of Feb. 16, UVA ranks first nationally in scoring defense (54.4 ppg), fewest turnovers (213) and turnovers per game (9.3), second in 3-point field goal percentage defense (26.7%), third in scoring margin (18.2), fifth in field goal percentage defense (37.7%), sixth in assist-to-turnover ratio (1.57) and winning percentage (91.3%), eighth in fewest fouls (344), seventh in 3-point field goal percentage (40.2%), 15th in personal fouls per game (15), 25th in rebound margin (5.9) and 35th in free throw percentage (75.1) and field goal percentage (47.9).

### UVA IN KEN POM EFFICIENCY RATINGS

- As of Feb. 17, UVA ranks No. 2 in the KenPom.com overall ratings, No. 3 in adjusted defense efficiency and No. 5 in adjusted offense efficiency.
- UVA is shooting 47.4 percent (second best in Bennett era), 40 percent from 3-point range (second best in school history) and 75.4 percent from the free throw line.

### VIRGINIA'S STARTING LINEUP VS. NOTRE DAME (2/16/19)

Pos.	No.	Player (Hometown)	Yr.	Ht.	Wt.	PPG	RPG	2018-19 NOTES
G	0	Kihei Clark (Woodland Hills, Calif.)	Jr.	5-9	155	4.3	2.2(a)	Started past 2 game; Career-high 12 points at Notre Dame
G	5	Kyle Guy (Indianapolis, Ind.)	Fr.	6-2	175	15.1	4.3	24-game 3-point streak; 18-game double figure streak
G	11	Ty Jerome (New Rochelle, N.Y.)	Jr.	6-5	195	13.0	5.1(a)	15 points & 11 assists at UNC; 4+ assists in 18 games
G	12	De'Andre Hunter (Philadelphia, Pa.)	R-So.	6-7	225	15.0	5.5	11-game double figure streak; Two-game 20-point streak
C	33	Jack Salt (Auckland, New Zealand)	R-Sr.	6-10	250	4.5	4.6	6 points & 2 steals vs. Duke; Career-best 4.7 rpg

### OFF THE BENCH

F	25	Mamadi Diakite (Guinea, Africa)	R-Jr.	6-9	228	6.9	3.8	4 blocked shots at UNC; 17-game block streak
G	2	Braxton Key (Charlotte, N.C.)	Jr.	6-8	225	6.6	6.0	6+ boards in 15 games; 20 pts vs. FSU & 10 rebs vs. Duke
F	30	Jay Huff (Durham, N.C.)	R-So.	7-1	232	4.8	2.1	12 points vs. Wake Forest and 11 points at Clemson
G	24	Marco Anthony (San Antonio, Texas)	So.	6-4	212	1.1	0.6	10 assists & 6 turnovers in 17 games

### LAST TIME OUT

- Kyle Guy tallied 22 points and De'Andre Hunter recorded his third career double-double with 20 points and 10 rebounds as No. 4 Virginia defeated Notre Dame 60-54 on Feb. 16.
- Guy went 7 of 15 from the field, including 4 of 10 from 3-point range, for his 11th career 20-point game.
- Guy also iced the win by canning four of four free throws down the stretch.
- UVA limited Notre Dame to 34.5 percent shooting, including 26.7 percent (8 of 30) from 3-point range.
- T.J. Gibbs led the Fighting Irish with 17 points and John Mooney added 11 points and a game-high 15 rebounds.
- The Cavaliers out-rebounded Notre Dame 36-33 and went 14 of 17 from the charity stripe in their 12th home win.

### FIVE CAVALIERS AMONG ACC LEADERS

- As of Feb. 17, Kyle Guy ranks first in the ACC in 3-pointers (3.0), third in 3-point percentage (43.6%), eighth in minutes (34.1) and 12th in scoring (15.1).
- Ty Jerome ranks third in assists (5.1) and assist-to-turnover ratio (2.9), fourth in 3-point percentage (42%) and 17th in minutes (32.4).
- De'Andre Hunter ranks third in field goal percentage (53.4%), ninth in free throw shooting (78.4%) and 13th in scoring (15.0).
- Mamadi Diakite ranks ninth in blocked shots (1.46) and Braxton Key ranks 19th in rebounding (6.0).

### UVA RANKED NO. 4 IN AP POLL

- UVA is ranked No. 4 in the latest AP poll.
- UVA has been ranked in the AP top six in 24 consecutive polls.
- UVA has been ranked in the AP for 30 straight polls and has been ranked in the top 10 in each of the past 26 polls.
- UVA was ranked No. 5 in the preseason polls and has been ranked in the top 10 in the preseason rankings in four of the past five seasons.
- In 2017-18, Virginia became the fourth team in the Top 25 era to earn a No. 1 ranking after being unranked in the preseason.

### MORE ON THE COMMONWEALTH CLASH

- The Commonwealth Clash encourages a friendly, statewide rivalry between the two schools across all school-sponsored sports with 21 individual event points on the line.
- The school that accumulates 11 points or more will be crowned the winner and take home the Virginia529 Commonwealth Clash trophy.
- The UVA-VT game is worth a half point in the Clash and the Hokies lead this year's Clash 5-3.
- UVA captured the Clash in 2015 and 2016, while Virginia Tech has won the Clash the past two seasons.

**VIRGINIA HEAD COACH TONY BENNETT**

- Three-time National and ACC Coach of the Year Tony Bennett has a 241-88 (.733) mark in 10 seasons at Virginia and 310-121 (.719) career mark in 13 seasons.
- Bennett became the 80th active Division I head coach to win his 300th career game against Marshall on Dec. 31, 2018.
- In 2017-18, Bennett led Virginia to its eighth ACC regular-season title, third ACC Tournament championship, school-record 31 wins, ACC-record 17 league wins and ACC-record 9-0 mark on the road.
- Bennett was named the USBWA Henry Iba National Coach of the Year for the third time to rank second all-time behind legendary John Wooden, who captured the award six times.
- Bennett also earned Division I National Coach of the Year honors from the AP, USA Today and NABC.
- He has led UVA to outright ACC regular-season and tournament championships in the same season two times (2014 and 2018).
- Bennett has guided UVA to five straight NCAA Tournament appearances for the first time in school history and has led UVA to a school-record six straight seasons with 23 or more wins.
- Bennett is the sixth coach in ACC history to win at least three outright ACC regular-season titles (Frank McGuire, Vic Bubas, Dean Smith, Mike Krzyzewski and Roy Williams).
- Bennett has led UVA to a school-best 16 or more ACC wins in three of the last five seasons and a school-record six straight seasons with 11 or more ACC wins.
- He has led UVA to a school-best eight straight 20-win seasons.
- Bennett guided UVA to a school-record 89 wins over three seasons from 2014-16, eclipsing 88 wins from 1981-83.
- Bennett has led UVA to seven consecutive postseason tournaments (NCAA in 2012, 2014, 2015, 2016, 2017 and 2018 and NIT in 2013).
- In 2015-16, Bennett led UVA to its first NCAA Elite Eight appearance since 1995 with 29 wins.
- Bennett was named 2015 USBWA National Coach of the Year and ACC Coach of the Year after leading Virginia to a then-school-record tying 30 wins and its second consecutive ACC regular-season title.
- Bennett led the Cavaliers to 30 wins in back-to-back seasons (2014-2015) for the first time in school history.
- UVA is 126-35 (.782) in non-conference action, 115-53 (.685) in ACC play and 140-26 (.843) at home under Tony Bennett.
- Bennett ranks sixth all-time in winning percentage at .685, among ACC head coaches with 100 or more ACC regular-season wins.

**GETTING DEFENSIVE**

- UVA ranks first nationally in scoring defense at 54.4 ppg.
- The Cavaliers have limited nine opponents to fewer than 50 points (Coppin State, Morgan State, Towson, Wisconsin, VCU, William & Mary, Clemson, Wake Forest and Miami).
- UVA has held 18 opponents to 40 percent or less shooting from the field and 21 opponents to 33 percent or less shooting from 3-point range.
- The Cavaliers have forced 21 shot clock violations.
- UVA has out-rebounded 19 opponents.
- Bennett-coached teams have led the nation in scoring defense five times and finished in the top-five nationally in nine of 12 seasons.

**HOW ARE THESE CAVALIERS?**

- We play defense, take good shots, share and take care of the basketball, rebound and play more defense.
- We are led by the quartet of Ty Jerome, Kyle Guy, De'Andre Hunter and Jack Salt.
- Jerome, Guy or Hunter have led or tied for the UVA scoring lead in each of its 24 contests.
- Alabama transfer Braxton Key is averaging 6.6 points and a team-high 6.0 rebounds, while Mamadi Diakite has averaged 6.9 points, 3.8 rebounds and 1.46 blocked shots.
- Newcomer Kihei Clark has started seven games and has chipped in 52 assists and 18 3-pointers. Clark broke his left wrist against Morgan State, but hasn't missed a game while playing with a cast.
- Jay Huff has averaged 4.8 points and 2.1 rebounds in 9.4 minutes per game off the bench.
- Marco Anthony, Kody Stattmann and Francesco Badocchi provide depth and Francisco Caffaro is redshirting the 2018-19 season.
- Manager Grant Kersey has appeared in eight games.

**TYING US TOGETHER**

- UVA floor general Ty Jerome is averaging a career-high 13 points, 4.3 rebounds, 5.1 assists and 1.5 steals.
- Jerome has reached double figures in 16 games, including three 20-point efforts, highlighted by a season-high 25 at South Carolina.
- Jerome tallied 14 points and a career-high 12 assists against Virginia Tech for his first career double-double.
- Jerome added 15 points and 11 assists at North Carolina for his second career double-double.
- Jerome has handed out four or more assists in 16 games.
- Jerome is the first Cavalier to score 20 or more points in the first two games of a season since Sylvan Landesberg in 2008-09 (28 vs. VMI and 21 vs. USF).
- Jerome sank 10 of 14 3-pointers in UVA's first two games and is the first Cavalier to make 10 3-pointers in the first two games of a season

**NATIONAL DEFENSIVE PPG RANKINGS UNDER BENNETT**

Year	School	Pts/Gm	Rank
2006-07	Washington State	59.5	17th
2007-08	Washington State	56.4	3rd
2008-09	Washington State	55.4	1st
2009-10	Virginia	63.6	54th
2010-11	Virginia	62.4	36th
2011-12	Virginia	54.2	2nd
2012-13	Virginia	55.6	5th
2013-14	Virginia	55.7	1st
2014-15	Virginia	51.5	1st
2015-16	Virginia	60.1	2nd
2016-17	Virginia	56.4	1st
2017-18	Virginia	54.0	1st
2018-19	Virginia	54.4	1st

since Curtis Staples (10 of 24) in 1997-98.

- Jerome was named to the Battle 4 Atlantis All-Tournament team.
- In 2017-18, Jerome earned All-ACC third-team honors after averaging 10.6 points and 3.9 assists.

**THIS GUY GETS BUCKETS**

- All-American Kyle Guy leads the team in scoring (15.1 ppg), 3-pointers (72) and free throw accuracy (83.7 percent).
- Guy was named ACC Player of the Week on Jan. 7 after averaging 25.5 points and 6.5 rebounds in wins against Marshall and No. 9 Florida State.
- The 6-2 sharpshooter set a UVA school record with 11 consecutive 3-pointers over the two-game span.
- Guy has an 18-game double figure scoring streak.
- He has scored 20 or more points 11 times in his career, including a career-high 30 vs. Marshall.
- Guy has made five or more 3-pointers in 12 games.
- Guy ranks 44th all-time in scoring at UVA with 1,100 career points.
- Guy ranks fifth all-time in the ACC and first at UVA with a 42.9 percent career 3-point shooting percentage.
- Guy ranks seventh all-time at UVA with 206 career 3-pointers.
- In 2017-18, Guy reached double figures in 28 games and led the Cavaliers in scoring in 15 contests.
- Guy averaged 16.7 points to earn ACC Tournament MVP honors.

**DRE'S WAY**


- De'Andre Hunter has led UVA in scoring in 12 games, averaging 15 points and 5.5 rebounds.
- He earned Battle 4 Atlantis MVP honors and ACC Player of the Week accolades after averaging 19.3 points and 7.7 rebounds.
- Hunter has six 20-point games in 2018-19 (Coppin State, Dayton, Wisconsin, Virginia Tech, North Carolina, Notre Dame), matching a career-high 23 points against Dayton.
- Hunter recorded a career-high nine assists vs. Middle Tennessee.
- Hunter recorded his second career double-double with 13 points and 10 rebounds vs. Towson.
- Hunter recorded his third career double-double with 20 points and 10 rebounds vs. Notre Dame on Feb. 16.
- He is shooting 53.4 percent from the floor, 46.3 percent from 3-point range and 78.4 percent from the charity stripe.
- Hunter averaged 9.2 points and 3.5 rebounds en route to ACC Sixth Man of the Year honors in 2017-18.
- Hunter fractured his left wrist during the ACC Tournament and missed the NCAA Tournament.

**WATCH ME NOW**

- Ty Jerome (Bob Cousy Award), Kyle Guy (Jerry West Award) and De'Andre Hunter (Julius Erving Award) were named to preseason and top-10 finalist award watch lists.
- Guy and Hunter were named to the John R. Wooden Award presented by Wendy's Men's Late Season Top 20 Watch List.
- Guy and Hunter are among 30 players on the midseason 2019 Citizen Naismith Trophy Men's Player of the Year watch list and 20 players for the NABA Division I Player of the Year award.
- Hunter was named to the midseason watch lists for the USBWA Oscar Robertson Player of the Year and Naismith Defensive Player of the Year awards.

**DOCTOR, DOCTOR, MR. M.D.**

- Mamadi Diakite's 17-game blocked shot streak is the longest at Virginia since Ralph Sampson's 55-game streak from 1981-83.
- Diakite blocked 11 shots over three games from Jan. 26-Feb. 2, marking the most since Travis Watson swatted away 12 shots over a three-game span in 2002.
- Diakite ranks ninth in the ACC with 1.46 blocked shots per game.



**HEAD COACH  
TONY BENNETT**  
10TH SEASON

**PERSONAL**

Birthdate: June 1, 1969  
Birthplace: Clintonville, Wis.

Family: wife, Laurel; daughter, Anna; son, Eli

**EDUCATION**

College: Green Bay, 1992

**COACHING EXPERIENCE**

- 1999-00 Wisconsin (staff volunteer)
- 2000-01 Wisconsin (assistant coach)
- 2003-04 Washington State (assistant coach)
- 2004-06 Washington State (associate head coach)
- 2006-09 Washington State (head coach)
- 2009- Virginia (head coach)

**THE BENNETT RECORD**

Year	School	Record (Conf)	Postseason
2006-07	Washington St.	26-8 (13-5)	NCAA 2nd Round
2007-08	Washington St.	26-9 (11-7)	NCAA Sweet 16
2008-09	Washington St.	17-16 (8-10)	NIT 1st Round
2009-10	Virginia	15-16 (5-11)	
2010-11	Virginia	16-15 (7-9)	
2011-12	Virginia	22-10 (9-7)	NCAA 2nd Round
2012-13	Virginia	23-12 (11-7)	NIT Quarterfinals
2013-14	Virginia	30-7 (16-2)	NCAA Sweet 16
2014-15	Virginia	30-4 (16-2)	NCAA Third Round
2015-16	Virginia	29-8 (13-5)	NCAA Elite Eight
2016-17	Virginia	23-11 (11-7)	NCAA 2nd Round
2017-18	Virginia	31-3 (17-1)	NCAA 1st Round
2018-19	Virginia	22-2 (10-2)	
<b>Total</b>	<b>13 seasons</b>	<b>310-121</b>	
<b>Virginia</b>	<b>10 seasons</b>	<b>241-88</b>	

**BENNETT VS. 2018-19 OPPONENTS**

Opponent	Career	Virginia
Boston College	9-4	9-4
Butler	1-0	1-0
Clemson	11-3	11-3
Coppin State	1-0	1-0
Dayton	1-0	1-0
Duke	3-11	3-11
Florida State	8-7	8-7
George Washington	2-1	2-1
Georgia Tech	11-2	11-2
Louisville	8-1	8-1
Marshall	1-0	1-0
Maryland	8-4	8-4
Miami	8-6	8-6
Middle Tennessee	1-0	1-0
Morgan State	3-0	3-0
North Carolina	9-8	9-7
NC State	12-2	12-2
Notre Dame	8-1	7-1
Pitt	7-2	7-1
South Carolina	1-0	1-0
Syracuse	5-2	5-2
Towson	2-0	2-0
VCU	3-1	3-1
Virginia Tech	13-6	13-6
Wake Forest	8-4	8-4
William & Mary	3-0	3-0
Wisconsin	3-1	3-1

# NATIONAL RANKINGS

## ASSOCIATED PRESS (Monday, Feb. 11)

1	Tennessee (40)	22-1	1573
2	<b>Duke (24)</b>	<b>21-2</b>	<b>1554</b>
3	Gonzaga	23-2	1457
4	<b>Virginia</b>	<b>20-2</b>	<b>1406</b>
5	Kentucky	20-3	1330
6	Michigan	22-2	1253
7	Nevada	23-1	1230
8	<b>North Carolina</b>	<b>19-4</b>	<b>1178</b>
9	Houston	23-1	1022
10	Marquette	20-4	953
11	Michigan State	19-5	948
12	Purdue	17-6	900
13	Villanova	19-5	753
14	Kansas	18-6	699
15	Texas Tech	19-5	660
16	<b>Louisville</b>	<b>17-7</b>	<b>542</b>
17	<b>Florida State</b>	<b>18-5</b>	<b>455</b>
18	Kansas State	18-5	444
19	LSU	19-4	437
20	<b>Wisconsin</b>	<b>17-7</b>	<b>403</b>
21	Iowa	19-5	399
22	<b>Virginia Tech</b>	<b>18-5</b>	<b>393</b>
23	Iowa State	18-6	280
24	<b>Maryland</b>	<b>18-6</b>	<b>196</b>
25	Buffalo	20-3	170

Others receiving votes: Cincinnati 76, Auburn 35, Wofford 22, Washington 17, Lipscomb 6, TCU 5, Texas 3, **Clemson 1**

## USA TODAY COACHES (Monday, Feb. 11)

1	Tennessee (30)	22-1	798
2	<b>Duke (2)</b>	<b>21-2</b>	<b>768</b>
3	Gonzaga	23-2	734
4	<b>Virginia</b>	<b>20-2</b>	<b>689</b>
5	Kentucky	20-3	667
6	Nevada	23-1	609
7	Michigan	22-2	607
8	<b>North Carolina</b>	<b>19-4</b>	<b>583</b>
9	Houston	23-1	517
10	Marquette	20-4	488
11	Purdue	17-6	430
12	Michigan State	19-5	420
13	Villanova	19-5	411
14	Kansas	18-6	320
15	Texas Tech	19-5	305
16	<b>Virginia Tech</b>	<b>18-5</b>	<b>266</b>
17	Iowa	19-5	250
18	Kansas State	18-5	233
19	<b>Florida State</b>	<b>18-5</b>	<b>211</b>
20	<b>Louisville</b>	<b>17-7</b>	<b>207</b>
21	LSU	19-4	200
22	Iowa State	18-6	194
23	<b>Wisconsin</b>	<b>17-7</b>	<b>174</b>
24	Buffalo	20-3	86
25	<b>Maryland</b>	<b>18-6</b>	<b>65</b>

Others receiving votes: Cincinnati 45, Mississippi State 22, Auburn 20, Washington 16, Furman 13, Wofford 13, Arizona State 8, North Texas 7, Texas 6, Hofstra 6, **NC State 5**, Ole Miss 4, **Syracuse 2**, Toledo 1

## 2018-19 Opponents in Bold

### RECORDS WATCH

- Kyle Guy ranks first at UVA and fifth in ACC history in career 3-point shooting accuracy at 42.9 percent.
- Ty Jerome is fifth on UVA's career list at 39.7 percent.
- Guy has drilled 206 career 3-point attempts and needs six 3-pointers to pass London Perrantes (211 3-pointers) for sixth on UVA's all-time list.
- Guy ranks 44th on UVA's career scoring list with 1,100 career points and needs five points to pass Adam Hall (1,104) for 43rd.
- Ty Jerome has 133 career 3-pointers.

### UVA VS. RANKED OPPONENTS

- UVA is 37-33 against ranked opponents in the Tony Bennett era, including a 6-2 mark in 2018-19.
- In 2018-19, UVA posted back-to-back wins vs. ranked opponents (Wisconsin and Maryland) for the first time in the regular season since 1982 (Georgetown and Houston).
- The Cavaliers are 152-328 vs. ranked opponents since 1953-54.
- UVA's win over then-No. 4 Duke in 2017-18 marked the Cavaliers first road win vs. a top-5 foe since 1993 (77-69 over No. 3 Duke).
- UVA is 1-30 all-time vs. No. 1-ranked opponents (86-73 win vs. No. 1 North Carolina on Jan. 30, 1986).
- UVA's 72-70 loss at top-ranked Duke on Jan. 19 ended its nine-game winning streak vs. ranked opponents.

### THERE'S NO PLACE LIKE HOME

- Virginia is 178-42 (.809) in 13 seasons at John Paul Jones Arena.
- The Cavaliers are 12-1 at JPJ with its lone loss to then-No. 2 Duke
- UVA is 140-26 (.843), including a 105-11 (.905) mark the past seven seasons, at home under Tony Bennett.
- Virginia is an ACC-leading 54-6 (.900) in league home games over the past seven seasons. Duke is second at 53-7 (.883).
- UVA has won 11 or more home games for 10 straight seasons.
- UVA has a 17-game nonconference home winning streak.
- UVA is 73-6 at home in nonconference action under Bennett.

### THE ELECTRIC 70s, AWESOME 80s & DIVINE 90s

- Virginia has scored 70 or more points in 12 games (11-2) and is 118-8 when scoring at least 70 points under Tony Bennett.
- UVA has scored 80 or more points in six games (6-0) and is 32-1 when scoring 80 or more points under Bennett with its lone loss a 93-81 decision at North Carolina in 2012-13
- Bennett was 4-0 when scoring 80 or more points in three seasons as head coach at Washington State.
- UVA scored 100 points against Marshall for the first time under Tony Bennett and added 97 points against Coppin State.
- UVA is 4-0 all-time when scoring 90 or more points under Bennett.

### THREE CAVALIERS EARN PRESEASON ALL-ACC HONORS

- Kyle Guy joined preseason ACC Player of the Year Luke Maye (North Carolina), RJ Barrett (Duke), Tyus Battle (Syracuse) and Ky Bowman on the All-ACC first team.
- De'Andre Hunter and Ty Jerome were joined on the second team by Zion Williamson (Duke), Justin Robinson (Virginia Tech) and Marcquise Reed (Clemson).

### HOLDING FOES UNDER 50

- Virginia has held nine opponents (9-0) to fewer than 50 points and is 85-2 when achieving the mark in the Tony Bennett era.
- Bennett-coached teams are 110-3 when holding opponents to fewer than 50 points (25-1 in three years at Washington State).
- UVA is 23-0 under Bennett when limiting foes to 40 or fewer points.

## 2018-19 UNIVERSITY OF VIRGINIA CAVALIERS

No.	Name	Pos.	Ht.	Wt.	Yr.	Hometown/High School [Previous College]
0	Kihei Clark	Fr.	G	5-9	155	Woodland Hills, Calif./Taft Charter
1	Francesco Badocchi	R-Fr.	F	6-7	205	Milan, Italy/Bishop Miege (Kan.)
2	Braxton Key	Jr.	G	6-8	225	Charlotte, N.C./Oak Hill Academy/Alabama
5	Kyle Guy **	Jr.	G	6-2	175	Indianapolis, Ind./Lawrence Central
10	Jayden Nixon	Fr.	G	6-3	189	Charlottesville, Va./Choate Rosemary Hall (Conn.)
11	Ty Jerome **	Jr.	G	6-5	195	New Rochelle, N.Y./Iona Prep
12	De'Andre Hunter *	R-So.	G	6-7	225	Philadelphia, Pa./Friends' Central School
13	Grant Kersey	Jr.	G	6-1	160	Charlottesville, Va./Albemarle
22	Francesco Caffaro	Fr.	C	7-0	233	El Trebo, Sante Fe, Argentina/NBA Global Academy
23	Kody Statmann	Fr.	G	6-7	187	Bentley Park, Queensland, Australia/St. Augustine's College
24	Marco Anthony *	So.	G	6-4	212	San Antonio, Texas/Holmes
25	Mamadi Diakite **	R-Jr.	F	6-9	228	Conakry, Guinea, Africa/Blue Ridge School (Va.)
30	Jay Huff *	R-So.	F	7-1	232	Durham, N.C./Voyager Academy
33	Jack Salt ***	R-Sr.	C	6-10	250	Holland, New Zealand/Westlake
45	Austin Katstra *	So.	F	6-6	217	Charlottesville, Va./Albemarle

**Head Coach:** Tony Bennett (Green Bay '92/10th season); **Associate Head Coach:** Jason Williford (Virginia '95/10th season)

**Assistant Coaches:** Brad Soderberg (UW-Stevens Point '85/4th season), Orlando Vandross (AIC '92/4th season)

**Director of Recruiting/Player Development:** Kyle Getter (Hanover College '01/1st season)

**Director of Scouting/Recruiting:** Larry Mangino (Montclair State '83/3rd season)

**Director of Player Personnel:** Johnny Carpenter (Virginia '13/4th season)

**Associate AD for Men's Basketball:** Ronnie Wideman (Washington State '06/10th season)

**Strength and Conditioning Coach:** Mike Curtis (Virginia '98/10th season); **Athletic Trainer:** Ethan Saliba (Kansas '79/36th season)

### UVA INKS MORSELL AND SHEDRICK

- Guard Casey Morsell (Fort Washington, Md./St. John's College High School) and forward Kadin Shedrick (Raleigh, N.C./Holly Springs High School) signed NLI's with the Cavaliers.
- The 6-3, 190-pound Morsell averaged 14 points and 4.3 rebounds for St. John's College High School (Washington, D.C.) in 2017-18.
- The 6-11, 200-pound Shedrick averaged 16.2 points and 9.8 for Holly Springs in 2017-18.

### WORLD WIDE CAVALIERS

- Virginia and Maine lead the nation with current players from five different continents. In addition to North America, UVA is represented by Africa (Mamadi Diakite), Europe (Francesco Badocchi), South America (Francesco Caffaro) and Australia (Kody Statmann).
- New Zealander Jack Salt gives the Cavaliers five foreign players.

### HOOS GO STREAKING ON THE ROAD

- The Cavaliers' recent 12-game league road winning streak (2017-19) ended with the 72-70 loss at Duke on Jan. 19.
- The streak ranks fourth all-time in ACC history behind Duke's 24-game streak (1998-2001) and 14-game streak (1962-64) and NC State's 13-game streak (1972-74).

### CAVALIERS IN THE NBA

- Justin Anderson (Atlanta), Malcolm Brogdon (Milwaukee), Joe Harris (Brooklyn) and Mike Scott (Philadelphia) are former Cavaliers who are playing in the NBA this season.
- Brogdon, who earned NBA Rookie of the Year honors for Milwaukee in 2016-17, is in his third season with the Bucks.
- Scott is in his seventh season and Harris is in his fifth NBA season (third with Brooklyn), while Anderson is in his fourth season.
- Harris captured the 2019 NBA All-Star 3-point shooting title in Charlotte on Feb. 16, defeating Golden State's Stephen Curry 26-24 in the final round.
- Dallas head coach Rick Carlisle helped the Cavaliers to their last NCAA Final Four in 1984.

### VIRGINIA PICKED 2ND IN THE ACC

- Virginia was picked to finish second in the ACC preseason poll.
- The Cavaliers, who were picked sixth and finished first last season, have finished at or higher than their predicted finish in nine of the last 10 seasons.
- Duke was the preseason favorite, followed by UVA, North Carolina, Syracuse, Virginia Tech, Clemson, Florida State, NC State, Notre Dame, Miami, Louisville, Boston College, Georgia Tech, Wake Forest and Pitt.

### 50-40-75 CLUB

- Virginia is 34-0 when shooting at least 50 percent from the field, 40 percent from 3-point range and 75 percent from the free throw line in the same game under head coach Tony Bennett.
- UVA is 3-0 this season after achieving the mark against Coppin State, Marshall and Virginia Tech (58.5%, 54.2%, 100%).

### ON THE HORIZON

- No. 4 Virginia travels to No. 16 Louisville on Saturday, Feb. 23. Tipoff at KFC Yum! Center is set for Noon on Raycom.



Official Basketball Box Score -- Game Totals -- Final Statistics

Towson vs Virginia
11/06/18 7:00 pm at



Towson 42 • 0-1

Table with columns: ##, Player, FG-FGA, 3-Ptr, FT-FTA, Rebounds, PF, TP, A TO Blk Stl, Min. Lists player stats for Towson.

FG % 1st Half: 6-21 28.6% 2nd half: 7-20 35.0% Game: 13-41 31.7%
3FG % 1st Half: 2-6 33.3% 2nd half: 2-8 25.0% Game: 4-14 28.6%
FT % 1st Half: 5-12 41.7% 2nd half: 7-15 46.7% Game: 12-27 44.4%

Virginia 73 • 1-0

Table with columns: ##, Player, FG-FGA, 3-Ptr, FT-FTA, Rebounds, PF, TP, A TO Blk Stl, Min. Lists player stats for Virginia.

FG % 1st Half: 10-27 37.0% 2nd half: 16-27 59.3% Game: 26-54 48.1%
3FG % 1st Half: 4-14 28.6% 2nd half: 6-12 50.0% Game: 10-26 38.5%
FT % 1st Half: 4-7 57.1% 2nd half: 7-11 63.6% Game: 11-18 61.1%

Officials: Technical fouls: Towson-None, Virginia-None. Attendance: 13807 2018-19 Men's Basketball, Round: 0, Towson vs Virginia, Played at .

Score by periods table with columns: 1st, 2nd, Total. Rows for Towson and Virginia.



Official Basketball Box Score -- Game Totals -- Final Statistics

George Washington vs Virginia
11/11/18 2:00 pm at



George Washington 57 • 0-3

Table with columns: ##, Player, FG-FGA, 3-Ptr, FT-FTA, Rebounds, PF, TP, A TO Blk Stl, Min. Lists player stats for George Washington.

FG % 1st Half: 5-22 22.7% 2nd half: 13-23 56.5% Game: 18-45 40.0%
3FG % 1st Half: 1-9 11.1% 2nd half: 5-9 55.6% Game: 6-18 33.3%
FT % 1st Half: 6-10 60.0% 2nd half: 9-13 69.2% Game: 15-23 65.2%

Virginia 76 • 2-0

Table with columns: ##, Player, FG-FGA, 3-Ptr, FT-FTA, Rebounds, PF, TP, A TO Blk Stl, Min. Lists player stats for Virginia.

FG % 1st Half: 16-29 55.2% 2nd half: 14-26 53.8% Game: 30-55 54.5%
3FG % 1st Half: 5-12 41.7% 2nd half: 3-7 42.9% Game: 8-19 42.1%
FT % 1st Half: 5-7 71.4% 2nd half: 3-6 50.0% Game: 8-13 61.5%

Officials: Technical fouls: George Washington-None, Virginia-None. Attendance: 13574 2018-19 Men's Basketball, Round: 0, George Washington vs Virginia, Played at .

Score by periods table with columns: 1st, 2nd, Total. Rows for George Washington and Virginia.



Official Basketball Box Score -- Game Totals -- Final Statistics

Coppin St. vs Virginia
11/16/18 7:00 pm at



Coppin St. 40 • 0-4

Table with columns: ##, Player, FG-FGA, 3-Ptr, FT-FTA, Rebounds, PF, TP, A TO Blk Stl, Min. Lists player stats for Coppin St.

FG % 1st Half: 7-27 25.9% 2nd half: 10-25 40.0% Game: 17-52 32.7%
3FG % 1st Half: 3-12 25.0% 2nd half: 3-12 25.0% Game: 6-24 25.0%
FT % 1st Half: 0-0 0.0% 2nd half: 0-0 0.0% Game: 0-0 0.0%

Virginia 97 • 3-0

Table with columns: ##, Player, FG-FGA, 3-Ptr, FT-FTA, Rebounds, PF, TP, A TO Blk Stl, Min. Lists player stats for Virginia.

FG % 1st Half: 17-28 60.7% 2nd half: 18-30 60.0% Game: 35-58 60.3%
3FG % 1st Half: 6-13 46.2% 2nd half: 9-12 75.0% Game: 15-25 60.0%
FT % 1st Half: 5-7 71.4% 2nd half: 7-8 87.5% Game: 12-15 80.0%

Officials: Chance Moore,Patrick Harwood,Brian Dorsey Technical fouls: Coppin St.-None, Virginia-None. Attendance: 13971 2018-19 Men's Basketball, Round: 0, Coppin St. vs Virginia, Played at .

Score by periods table with columns: 1st, 2nd, Total. Rows for Coppin St. and Virginia.

Official Basketball Box Score -- Game Totals -- Final Statistics

Middle Tennessee vs Virginia
11/21/18 9:30 PM at Imperial Arena, Paradise Island, Bahamas

Middle Tennessee 52 • 3-2

Table with columns: ##, Player, FG-FGA, 3-Ptr, FT-FTA, Rebounds, PF, TP, A TO Blk Stl, Min. Lists player stats for Middle Tennessee.

FG % 1st Half: 9-26 34.6% 2nd half: 11-25 44.0% Game: 20-51 39.2%
3FG % 1st Half: 2-6 33.3% 2nd half: 1-7 14.3% Game: 3-13 23.1%
FT % 1st Half: 5-7 71.4% 2nd half: 4-5 80.0% Game: 9-12 75.0%

Virginia 74 • 4-0

Table with columns: ##, Player, FG-FGA, 3-Ptr, FT-FTA, Rebounds, PF, TP, A TO Blk Stl, Min. Lists player stats for Virginia.

FG % 1st Half: 14-25 56.0% 2nd half: 12-31 38.7% Game: 26-56 46.4%
3FG % 1st Half: 5-12 41.7% 2nd half: 3-11 27.3% Game: 8-23 34.8%
FT % 1st Half: 5-8 62.5% 2nd half: 9-12 75.0% Game: 14-20 70.0%

Score by periods table with columns: 1st, 2nd, Total. Rows for Middle Tennessee and Virginia.

Officials: Keith Kimble, Try Styons, Chance Moore Technical fouls: Middle Tennessee-None, Virginia-None. Attendance: 1115 2018 Bad Boy Mowers Battle 4 Atlantis - Game 4 12-47 (2H) - MTSU #10 J.Johnson (Flagrant 1) 1:10 (2H) - UVA #30 J.Huff (Flagrant 1) Last FG - MTSU 2nd-00:20, VA 2nd-00:43. Largest lead - MTSU None, VA by 24 2nd-02:30. MTSU led for 00:00, VA led for 38:38. Game was tied for 01:22. Points In Off 2nd Fast Break Bench MTSU VA 32 25 15 2 20 16





Official Basketball Box Score -- Game Totals -- Final Statistics

VCU vs Virginia
12/09/18 1:30 pm at



VCU 49 • 7-3

Box score table for VCU vs Virginia. Columns: ##, Player, Total FG-FGA, 3-Ptr FG-FGA, FT-FTA, Rebounds (Off, Def, Tot), PF, TP, A, TO, Blk, Stl, Min. Totals: 18-61, 6-29, 7-11, 15 19 34, 21 49, 7 8 4 2, 200

FG % 1st Half: 10-27 37.0% 2nd half: 8-34 23.5% Game: 18-61 29.5%
3FG % 1st Half: 3-11 27.3% 2nd half: 3-18 16.7% Game: 6-29 20.7%
FT % 1st Half: 1-3 33.3% 2nd half: 6-8 75.0% Game: 7-11 63.6%

Virginia 57 • 9-0

Box score table for Virginia vs VCU. Columns: ##, Player, Total FG-FGA, 3-Ptr FG-FGA, FT-FTA, Rebounds (Off, Def, Tot), PF, TP, A, TO, Blk, Stl, Min. Totals: 13-44, 5-18, 26-30, 12 26 38, 18 57, 9 12 2 4, 200

FG % 1st Half: 8-23 34.8% 2nd half: 5-21 23.8% Game: 13-44 29.5%
3FG % 1st Half: 3-10 30.0% 2nd half: 2-8 25.0% Game: 5-18 27.8%
FT % 1st Half: 10-12 83.3% 2nd half: 16-18 88.9% Game: 26-30 86.7%

Officials: Pat Driscoll, Tony Henderson, Lee Cassell
Technical fouls: VCU-None, Virginia-None.
Attendance: 13648
2018-19 Men's Basketball. Round: 0. VCU vs Virginia. Played at .

Score by periods table: 1st, 2nd, Total. VCU: 24, 25, 49; Virginia: 29, 28, 57



Official Basketball Box Score -- Game Totals -- Final Statistics

Virginia vs South Carolina
12/19/18 7:01 p.m.ET at Columbia, S.C. (Colonial Life Arena)

Virginia 69 • 10-0

Box score table for Virginia vs South Carolina. Columns: ##, Player, Total FG-FGA, 3-Ptr FG-FGA, FT-FTA, Rebounds (Off, Def, Tot), PF, TP, A, TO, Blk, Stl, Min. Totals: 26-59, 8-24, 9-13, 10 23 33, 15 69, 15 5 2 6, 200

FG % 1st Half: 12-31 38.7% 2nd half: 14-28 50.0% Game: 26-59 44.1%
3FG % 1st Half: 4-12 33.3% 2nd half: 4-12 33.3% Game: 8-24 33.3%
FT % 1st Half: 5-6 83.3% 2nd half: 4-7 57.1% Game: 9-13 69.2%

South Carolina 52 • 4-6

Box score table for South Carolina vs Virginia. Columns: ##, Player, Total FG-FGA, 3-Ptr FG-FGA, FT-FTA, Rebounds (Off, Def, Tot), PF, TP, A, TO, Blk, Stl, Min. Totals: 20-55, 3-18, 9-13, 12 25 37, 15 52, 9 12 4 4, 200

FG % 1st Half: 11-31 35.5% 2nd half: 9-24 37.5% Game: 20-55 36.4%
3FG % 1st Half: 2-13 15.4% 2nd half: 1-5 20.0% Game: 3-18 16.7%
FT % 1st Half: 2-2 100.0% 2nd half: 7-11 63.6% Game: 9-13 69.2%

Officials: Doug Shows, Joe Lindsey, Pat Driscoll
Technical fouls: Virginia-None, South Carolina-None.
Attendance: 12291

Score by periods table: 1st, 2nd, Total. Virginia: 33, 36, 69; South Carolina: 26, 26, 52

Points in game table: VA, SC, In, Off, 2nd, Fast, Bench

Last FG - VA 2nd-02:36, SC 2nd-01:43.
Largest lead - VA by 19 2nd-01:57, SC None.
VA led for 39:32. SC led for 00:00. Game was tied for 00:19.

Score tied - 0 times.
Lead changed - 0 times.

Official Basketball Box Score - Final
William & Mary vs Virginia
12/22/18

Game Time: 2:00 PM
Game Duration: 1:57

William & Mary - 40 • 4-8

Box score table for William & Mary vs Virginia. Columns: ##, Player, Total FG-FGA, 3-Ptr FG-FGA, FT-FTA, Rebounds (Off, Def, Tot), PF, TP, A, TO, Blk, Stl, Min. Totals: 16-49, 2-20, 6-16, 7 17 24, 17 40, 3 7 3 4, 200:00

FG % 1st: 8-24 33.3% 2nd: 8-25 32.0% Game: 16-49 32.7%
3PT % 1st: 1-10 10.0% 2nd: 1-10 10.0% Game: 2-20 10.0%
FT % 1st: 6-10 60.0% 2nd: 0-6 0.0% Game: 6-16 37.5%

Virginia - 72 • 11-0

Box score table for Virginia vs William & Mary. Columns: ##, Player, Total FG-FGA, 3-Ptr FG-FGA, FT-FTA, Rebounds (Off, Def, Tot), PF, TP, A, TO, Blk, Stl, Min. Totals: 24-50, 5-13, 19-21, 9 33 42, 17 72, 12 7 1 4, 200:00

FG % 1st: 13-25 52.0% 2nd: 11-25 44.0% Game: 24-50 48.0%
3PT % 1st: 3-6 50.0% 2nd: 2-7 28.6% Game: 5-13 38.5%
FT % 1st: 5-5 100.0% 2nd: 14-16 87.5% Game: 19-21 90.5%

Officials: William Covington, Jr., Earl Walton, Jeremy Mosier
Technical fouls: William & Mary - NONE, Virginia - NONE
Attendance: 14623

Score by periods table: 1st, 2nd, Total. William & Mary: 23, 17, 40; Virginia: 34, 38, 72

Last FG - UWM 2nd-4:01, UVA 2nd - 0:26.
Largest lead - UWM by 0 1st - 19:36, UVA by 72 2nd - 0:26
UWM led for 1:36, UVA led for 37:15. Game was tied for 00:57

Score tied - 2 times.
Lead changed - 3 times.

Official Basketball Box Score - Final
Marshall vs Virginia
12/31/18, John Paul Jones Arena, Charlottesville, Va.

Game Time: 1:00 PM
Game Duration: 1:50

Marshall - 64 • 7-6

Box score table for Marshall vs Virginia. Columns: ##, Player, Total FG-FGA, 3-Ptr FG-FGA, FT-FTA, Rebounds (Off, Def, Tot), PF, TP, A, TO, Blk, Stl, Min. Totals: 20-57, 6-22, 18-23, 6 17 23, 20 64, 5 13 4 11, 200:00

FG % 1st: 9-27 33.3% 2nd: 11-30 36.7% Game: 20-57 35.1%
3PT % 1st: 3-11 27.3% 2nd: 3-11 27.3% Game: 6-22 27.3%
FT % 1st: 4-4 100.0% 2nd: 14-19 73.7% Game: 18-23 78.3%

Virginia - 100 • 12-0

Box score table for Virginia vs Marshall. Columns: ##, Player, Total FG-FGA, 3-Ptr FG-FGA, FT-FTA, Rebounds (Off, Def, Tot), PF, TP, A, TO, Blk, Stl, Min. Totals: 33-62, 12-27, 22-26, 14 31 45, 18 100, 18 16 5 7, 200:00

FG % 1st: 17-30 56.7% 2nd: 16-32 50.0% Game: 33-62 53.2%
3PT % 1st: 6-12 50.0% 2nd: 6-15 40.0% Game: 12-27 44.4%
FT % 1st: 10-12 83.3% 2nd: 12-14 85.7% Game: 22-26 84.6%

Officials: Mike Eades, Doug Simons, Jamie Luckie
Technical fouls: Marshall - C.Burks, Virginia - NONE
Attendance: 14623

Score by periods table: 1st, 2nd, Total. Marshall: 25, 39, 64; Virginia: 50, 50, 100

Points in game table: MAR, UVA, In, Off, 2nd, Fast, Bench

Last FG - MAR 2nd-01:17, UVA 2nd - 0:01.
Largest lead - MAR by 0 1st - 20:00, UVA by 91 2nd - 3:19
MAR led for 00:00, UVA led for 37:48. Game was tied for 01:51

Score tied - 2 times.
Lead changed - 0 times.



Official Basketball Box Score -- Game Totals -- Final Statistics
Florida St. vs Virginia
01/05/19 3:00 pm at



Florida St. 52 • 12-2

Table with columns: Player, FG-FGA, 3-Ptr, Rebounds, PF, TP, A, TO, Blk, Stl, Min. Includes team totals and game statistics.

FG % 1st Half: 6-19 31.6% 2nd half: 9-25 36.0% Game: 15-44 34.1%
3FG % 1st Half: 3-12 25.0% 2nd half: 3-11 27.3% Game: 6-23 26.1%
FT % 1st Half: 8-15 53.3% 2nd half: 8-12 66.7% Game: 16-27 59.3%

Virginia 65 • 13-0

Table with columns: Player, FG-FGA, 3-Ptr, Rebounds, PF, TP, A, TO, Blk, Stl, Min. Includes team totals and game statistics.

FG % 1st Half: 13-27 48.1% 2nd half: 8-25 32.0% Game: 21-52 40.4%
3FG % 1st Half: 6-12 50.0% 2nd half: 1-4 25.0% Game: 7-16 43.8%
FT % 1st Half: 10-11 90.9% 2nd half: 6-7 85.7% Game: 16-18 88.9%

Officials: Tim Comer, Brian O'Connell, Ron Groover
Technical fouls: Florida St.-Phil Cofer, Virginia-Jack Salt.
Attendance: 14623
2018-19 Men's Basketball. Round: 0. Florida St. vs Virginia. Played at .

Score by periods table with columns: 1st, 2nd, Total. Florida St. 23, 29, 52. Virginia 42, 23, 65.

Official Basketball Box Score -- Game Totals -- Final Statistics
Virginia vs Boston College
1/9/19 9:00 pm at Chestnut Hill, Mass. - Conte Forum

Virginia 83 • 14-0; 2-0 ACC

Table with columns: Player, FG-FGA, 3-Ptr, Rebounds, PF, TP, A, TO, Blk, Stl, Min. Includes team totals and game statistics.

FG % 1st Half: 18-32 56.3% 2nd half: 15-23 65.2% Game: 33-55 60.0%
3FG % 1st Half: 5-11 45.5% 2nd half: 3-8 37.5% Game: 8-19 42.1%
FT % 1st Half: 2-5 40.0% 2nd half: 7-9 77.8% Game: 9-14 64.3%

Boston College 56 • 9-5; 0-2 ACC

Table with columns: Player, FG-FGA, 3-Ptr, Rebounds, PF, TP, A, TO, Blk, Stl, Min. Includes team totals and game statistics.

FG % 1st Half: 13-29 44.8% 2nd half: 9-28 32.1% Game: 22-57 38.6%
3FG % 1st Half: 5-14 35.7% 2nd half: 2-11 18.2% Game: 7-25 28.0%
FT % 1st Half: 0-0 0.0% 2nd half: 5-9 55.6% Game: 5-9 55.6%

Officials: Raymie Styons, Tony Henderson, Jamie Luckie
Technical fouls: Virginia-None, Boston College-None.
Attendance: 5738

Score by periods table with columns: 1st, 2nd, Total. Virginia 43, 40, 83. Boston College 31, 25, 56.

Last FG - UVA 2nd-00:42, BC 2nd-00:58.
Largest lead - UVA by 30 2nd-03:30, BC by 2 1st-17:12.
UVA led for 34:13. BC led for 03:33. Game was tied for 02:14.
Score tied - 3 times.
Lead changed - 6 times.

Official Basketball Box Score -- Game Totals -- Final Statistics
Virginia vs Clemson
01/12/19 12:06 PM at Clemson, S.C. (Littlejohn Coliseum)



Virginia 63 • 15-0 (3-0 ACC)

Table with columns: Player, FG-FGA, 3-Ptr, Rebounds, PF, TP, A, TO, Blk, Stl, Min. Includes team totals and game statistics.

FG % 1st Half: 10-26 38.5% 2nd half: 13-31 41.9% Game: 23-57 40.4%
3FG % 1st Half: 5-13 38.5% 2nd half: 5-10 50.0% Game: 10-23 43.5%
FT % 1st Half: 2-2 100.0% 2nd half: 5-10 50.0% Game: 7-12 58.3%

Clemson 43 • 10-6 (0-3 ACC)

Table with columns: Player, FG-FGA, 3-Ptr, Rebounds, PF, TP, A, TO, Blk, Stl, Min. Includes team totals and game statistics.

FG % 1st Half: 5-21 23.8% 2nd half: 9-33 27.3% Game: 14-54 25.9%
3FG % 1st Half: 1-6 16.7% 2nd half: 2-13 15.4% Game: 3-19 15.8%
FT % 1st Half: 10-12 83.3% 2nd half: 2-5 40.0% Game: 12-17 70.6%

Officials: Brian Dorsey, Lee Cassell, Tony Chiazza
Technical fouls: Virginia-None, Clemson-None.
Attendance: 9242
Virginia ranked No. 4 in AP Poll; No. 1 in USA Today

Score by periods table with columns: 1st, 2nd, Total. Virginia 27, 36, 63. Clemson 21, 22, 43.

Last FG - VA 2nd-00:56, CU 2nd-00:11.
Largest lead - VA by 23 2nd-00:56, CU None.
VA led for 37:32. CU led for 00:00. Game was tied for 02:28.

Official Basketball Box Score - Final
Virginia Tech vs Virginia
01/15/19 John Paul Jones Arena, Charlottesville, Va.

Game Time: 8:00 PM
Game Duration: 1:44

Virginia Tech - 59 • 14-2 (3-1)

Table with columns: Player, FG-FGA, 3-Ptr, Rebounds, PF, TP, A, TO, Blk, Stl, Min. Includes team totals and game statistics.

Totals 19-44 7-21 14-17 6 13 19 10 59 10 9 1 6 200:00
FG % 1st: 7-20 35.0% 2nd: 12-24 50.0% Game: 19-44 43.2%
3PT % 1st: 2-9 22.2% 2nd: 5-12 41.7% Game: 7-21 33.3%
FT % 1st: 6-8 75.0% 2nd: 8-8 100.0% Game: 14-17 82.4%

Virginia - 81 • 16-0 (4-0)

Table with columns: Player, FG-FGA, 3-Ptr, Rebounds, PF, TP, A, TO, Blk, Stl, Min. Includes team totals and game statistics.

Totals 31-53 13-24 6-6 8 19 27 10 81 18 9 2 4 200:00
FG % 1st: 17-25 68.0% 2nd: 14-28 50.0% Game: 31-53 58.5%
3PT % 1st: 10-14 71.4% 2nd: 3-10 30.0% Game: 13-24 54.2%
FT % 1st: 0-0 0.0% 2nd: 6-6 100.0% Game: 6-6 100.0%

Officials: Technical fouls: Virginia Tech - J.Robinson, Virginia - NONE
Attendance: 14623

Score by periods table with columns: 1st, 2nd, Total. Virginia Tech 22, 37, 59. Virginia 44, 37, 81.

Last FG - VAT 2nd-04:09, UVA 2nd - 1:27.
Largest lead - VAT by 0 1st - 20:00, UVA by 25 2nd - 9:31
VAT led for 0:00, UVA led for 39:12. Game was tied for 00:00

Score tied - 0 times.
Lead changed - 0 times.







## MEDIA INFORMATION

### VIRGINIA MEDIA RELATIONS OFFICE

The UVA athletics media relations office is located in John Paul Jones Arena. Regular business hours are 9 a.m. to 5 p.m., Monday through Friday.

### PRESS CREDENTIALS

Media members interested in obtaining season or game credentials should apply online at [www.sportssystem.com/virginia-hoops](http://www.sportssystem.com/virginia-hoops). Credential requests should be submitted no later than seven (7) days prior to the game. Credentials that can't be mailed will be held for pickup at the will call window at John Paul Jones Arena. You must have a press pass to be admitted to the media area and the press room.

### PHOTO CREDENTIALS

All photographers and camera operators must wear a visible credential issued by the Virginia athletics media relations office. Photographers work from the baselines at both ends of the court at John Paul Jones Arena. Live television is given top priority for court-side space.

### PRESS PARKING

Press parking passes are provided upon request on a limited basis. Please request your parking pass during the online credential application process.

### INTERVIEWS

All requests for interviews with Virginia basketball coaches and players should be made through Erich Bacher in the athletics media relations office. It is requested you allow the athletics media relations staff at least one day to arrange an interview.

### POSTGAME INTERVIEWS

Virginia head coach Tony Bennett, two Virginia student-athletes and the visiting head coach will meet with media representatives in the press room after each game at John Paul Jones Arena. Coach Bennett will be available in the press room approximately 10 minutes after the conclusion of the game, followed by two Virginia student-athletes or the visiting coach. Other Virginia players will be available upon request in the Courtside Club after the Virginia student-athletes press conference.

### RADIO

Each visiting school is allowed one radio broadcast from John Paul Jones Arena. The Virginia athletics media relations office provides two ISDN lines and three business touchtone lines for use by the visiting broadcast crew. Radio network crews work from a courtside location at the scorer's table. Three seats are available at the table for visiting radio crews.

### GAME SERVICES

Information packets are available before each game at John Paul Jones Arena, and a full statistical summary and play-by-play sheets are distributed at halftime and after the game. Head coach and player quotes will be available after postgame interviews. A pregame meal is served for working members of the media in the press room on the event level of John Paul Jones Arena.

### TELEPHONES/WIRELESS

Should you require your own telephone for game coverage, please contact Erich Bacher in the Virginia athletics media relations office. A wireless network is available at John Paul Jones Arena for media. A UVA media relations representative will provide login directions.

### ACC COACHES TELECONFERENCE

The 2019 ACC Men's Basketball Weekly Teleconference begins Monday, Jan. 7, 2019, and continues each Monday through March 4. Each coach will have 10 minutes to make an opening statement and answer questions. There will be an instant replay of each teleconference on the Conference's internet site TheACC.com each Monday afternoon. Coaches whose teams play on Monday evening will not participate in that day's teleconference. Here is head coach Tony Bennett's (and Virginia's ACC weekly opposing coach) 2019 ACC Teleconference schedule:

Monday, Feb. 25

12:30 p.m. (Pastner 10:50 a.m., Capel 11:30 a.m.)

## VIRGINIA RECORD BOOK

### CAREER 3FG PERCENTAGE

(MIN 100 3FG MADE)

NO.	NAME	FG-FGA	FG%
1.	<b>Kyle Guy (2017-present)</b>	<b>206-480</b>	<b>.429</b>
2.	Keith Friel (2000-01)	107-254	.421
3.	London Perrantes (2014-17)	211-516	.409
4.	Joe Harris (2011-14)	263-646	.407
5.	<b>Ty Jerome (2017-present)</b>	<b>133-335</b>	<b>.397</b>
6.	Todd Billet (2003-04)	156-398	.392
7.	Curtis Staples (1995-98)	413-1079	.383
8.	Roger Mason, Jr. (2000-02)	137-365	.375
9.	J.R. Reynolds (2004-07)	221-610	.362
	Sean Singletary (2005-08)	222-614	.362

### CAREER 3-POINTERS

NO.	NAME	CAREER 3FGS
1.	Curtis Staples (1995-98)	413
2.	Joe Harris (2011-14)	263
3.	Harold Deane (1994-97)	237
4.	Sean Singletary (2005-08)	222
5.	J.R. Reynolds (2004-07)	221
6.	London Perrantes (2014-17)	211
7.	<b>Kyle Guy (2017-present)</b>	<b>206</b>
8.	Sammy Zeglinski (2008-12)	200
9.	Malcolm Brogdon (2012-16)	185
10.	John Crotty (1988-91)	179

### CAREER SCORING

NO.	NAME	CAREER POINTS
40.	Olden Polynice (1984-86)	1,151
41.	Paul Adkins (1958-60)	1,150
42.	Devin Smith (2003-05)	1,131
43.	Adam Hall (1999-02)	1,104
44.	<b>Kyle Guy (2017-present)</b>	<b>1,100</b>

## ACC RECORD BOOK

### CAREER 3FG PERCENTAGE

(TWO YEARS, 150 MADE OR 1.5 PER GAME)

NO.	NAME	FG-FGA	FG%
1.	Jack McClinton, Miami (2007-09)	286-650	.440
2.	Rodney Monroe, NCST (1988-91)	322-739	.436
3.	Hubert Davis, UNC (1989-92)	197-453	.435
4.	Rusty LaRue, WF (1993-96)	151-349	.433
5.	<b>Kyle Guy, UVA (2017-)</b>	<b>202-470</b>	<b>.429</b>

## VIRGINIA'S 2018-19 RECORD WHEN..

	ALL	ACC
<b>Leading at the half</b>	22-0	10-0
<b>Trailing at the half</b>	0-2	0-2
<b>Tied at the half</b>	0-0	0-0
<b>Playing Overtime</b>	0-0	0-0
<b>Shooting 50% or better</b>	8-1	4-1
<b>Shooting between 40-49.9%</b>	10-1	4-1
<b>Shooting less than 40%</b>	4-0	2-0
<b>Opponents shoot 50% or better</b>	2-2	0-2
<b>Opponents shoot less than 50%</b>	20-0	10-0
<b>UVA outrebounds its opponent</b>	18-1	10-1
<b>Opponent outrebounds UVA</b>	4-1	1-1
<b>Teams are tied in rebounds</b>	0-0	0-0
<b>UVA has 10 or more steals</b>	0-0	0-0
<b>UVA shoots 70% FT or better</b>	13-1	5-1
<b>UVA shoots less than 70% FT</b>	9-1	5-1
<b>Scoring less than 50 points</b>	0-0	0-0
<b>Scoring 50-59 points</b>	3-0	1-0
<b>Scoring 60-69 points</b>	8-0	6-0
<b>Scoring 70-79 points</b>	5-2	0-2
<b>Scoring 80-89 points</b>	4-0	3-0
<b>Scoring more than 90 points</b>	2-0	0-0
<b>Allowing fewer than 50 points</b>	9-0	3-0
<b>Allowing 30-39 points</b>	0-0	0-0
<b>Allowing 40-49 points</b>	9-0	3-0
<b>Allowing 50-59 points</b>	9-0	5-0
<b>Allowing 60-69 points</b>	3-0	2-0
<b>Allowing 70-79 points</b>	1-1	0-1
<b>Allowing 80-89 points</b>	0-1	0-1
<b>Allowing 90 or more points</b>	0-0	0-0
<b>Playing in John Paul Jones Arena</b>	12-1	5-1
<b>Playing on the road</b>	7-1	5-1
<b>Playing on a neutral court</b>	3-0	0-0
<b>Game decided by 1-4 points</b>	1-1	1-1
<b>Game decided by 5-10 points</b>	7-1	3-1
<b>Game decided by 11+ points</b>	14-0	6-0
<b>Playing at night</b>	11-2	5-2
<b>Playing in the afternoon</b>	11-0	5-0
<b>Playing on Monday</b>	3-0	1-0
<b>Playing on Tuesday</b>	4-0	3-0
<b>Playing on Wednesday</b>	4-0	1-0
<b>Playing on Thursday</b>	1-0	0-0
<b>Playing on Friday</b>	2-0	0-0
<b>Playing on Saturday</b>	6-2	5-2
<b>Playing on Sunday</b>	1-0	0-0
<b>Playing in November</b>	7-0	0-0
<b>Playing in December</b>	5-0	0-0
<b>Playing in January</b>	7-1	7-1
<b>Playing in February</b>	3-1	3-1
<b>Playing in March</b>	0-0	0-0

## VIRGINIA IN THE POLLS

Date	AP	USA Today	Date	AP	USA Today
Preseason	5	5	Jan. 21	3	3
Nov. 12	4	5	Jan. 28	3	3
Nov. 19	4	4	Feb. 4	3	3
Nov. 26	4	4	Feb. 11	4	4
Dec. 3	4	4			
Dec. 10	6	3			
Dec. 17	5	3			
Dec. 24	4	1			
Dec. 31	4	2			
Jan. 7	4	1			
Jan. 14	4	1			

## THE LAST TIME

### VIRGINIA INDIVIDUALS

- **Scored 30 points:** Kyle Guy vs. Marshall (12/31/18)
- **Scored 40 points:** Sean Singletary (41) at Miami (3/1/08)
- **Two players with 20 points:** Kyle Guy (22) and De'Andre Hunter (20) vs. Notre Dame (2/16/19)
- **Three players with 20 points:** Chris Williams (27), Roger Mason, Jr. (22) and Donald Hand (20) vs. Duke (1/5/00)
- **Four players with 20 points:** Chris Williams (23), Donald Hand (22), Adam Hall (21) and Travis Watson (20) vs. Georgetown (3/15/00)
- **A player with back-to-back 25-point games:** Joe Harris, 26 vs. Virginia Tech (2/12/13), 27 at North Carolina (2/16/13)
- **One player scored in double figures:** Ty Jerome (18) vs. Georgia Tech (2/21/18)
- **No players scored in double figures:** vs. Florida (3/18/17)
- **Five players scored in double figures:** De'Andre Hunter (19), Kyle Guy (15), Ty Jerome (13), Kihei Clark (12), Mamadi Diakite (10) at Notre Dame (1/26/19)
- **Six players scored in double figures:** Sean Singletary (27), Adrian Joseph (13), Jamil Tucker (13), Mamadi Diane (12), Calvin Baker (11), Laurynas Mikalauskas (11), vs. Maryland (3/9/08)
- **Seven players scored in double figures:** Cornel Parker (20), Junior Burrough (15), Ted Jeffries (14), Cory Alexander (13), Jason Williford (12), Yuri Barnes (11) and Doug Smith (11) vs. Clemson (1/13/93)
- **Had 15 rebounds:** Mike Tobey (16) vs. Tenn. State (11/25/14)
- **Had 20 rebounds:** Mike Tobey (20) vs. Louisville (3/5/16)
- **Had 25 rebounds:** Bob Mortell (25) vs. Washington & Lee (2/27/60)
- **Two players with 10 rebounds:** Anthony Gill (13) and Darion Atkins (10) vs. Davidson (12/30/14)
- **Three players with 10 rebounds:** Yuri Barnes (13), Jason Williford (12) and Junior Burrough (11) vs. Rice (12/4/93)
- **Double-Double:** De'Andre Hunter (20 points, 10 rebounds) vs. Notre Dame (2/16/19)
- **Two players had a double-double:** Anthony Gill (25 pts, 13 rebs) and D. Atkins (13 pts, 10 rebs) vs. Davidson (12/30/14)
- **Three players had a double-double:** Jason Williford (10 pts, 15 rebs), Ted Jeffries (23 pts, 10 rebs), and Cornel Parker (11 pts, 11 rebs) at William & Mary (1/25/93)
- **Double-Double with points and assists:** Ty Jerome (15 points, 11 assists) at North Carolina (2/11/19)
- **Triple-Double:** Ralph Sampson (15 pts, 22 rebs, 10 blks) vs. Old Dominion (12/29/79)
- **Four Double-Doubles in a row:** Mike Scott [5] (27 pts, 15 rebs) vs. Oklahoma (11/23/10), (16 pts, 10 rebs) vs. Wichita State (11/24/10), (17 pts, 12 rebs) at Minnesota (11/29/10), (21 pts, 13 rebs) at Virginia Tech (12/5/10), (10 pts, 13 rebs) vs. Radford (12/7/10)
- **20 points and 20 rebounds:** Travis Watson (21 pts, 20 rebs) vs. Wofford (1/2/03)
- **20 points and 10 rebounds:** De'Andre Hunter (20 points, 10 rebounds) vs. Notre Dame (2/16/19)
- **10 assists:** Ty Jerome (11) at North Carolina (2/11/19)
- **5 blocked Shots:** Jay Huff (5) vs. Austin Peay (11/13/17)
- **5 steals:** Ty Jerome (5) vs. Morgan State (12/3/18)
- **Led UVA in points, rebounds and assists:** De'Andre Hunter (15 points, 8 rebounds, 9 assists) vs. Middle Tenn. (11/21/18)
- **Hit a last second shot to win a game:** De'Andre Hunter at Louisville (3/1/18) [3-pointer at the buzzer]
- **Played every minute:** Kyle Guy (40) vs. Notre Dame (2/16/19)
- **Played more than 40 minutes:** Kyle Guy (45) and Ty Jerome (43) vs. Virginia Tech (2/12/17)

### VIRGINIA TEAM

- **Won in Overtime:** at NC State, 66-65 (1/29/19)
- **Lost in Overtime:** vs. Virginia Tech, 61-60 (2/10/18)
- **Played Two Overtimes:** at Virginia Tech, 80-78 2 OT (2/12/17)
- **Played Three Overtimes:** vs. Georgetown, L 115-111 (3/15/00)
- **Shot 70 percent for a half:** 70.4% (19-27) vs. Austin Peay - 1st Half (11/13/17)
- **Shot 60 percent in a game:** 60% (33-55) at Boston College (1/9/19)
- **Shot less than 30 percent in a game:** 29.5% (13-44) vs. VCU (12/9/18)
- **Shot 100 percent from the free throw line:** 100% (6-6) vs. Virginia Tech (1/15/19)
- **Shot 90 percent from the free throw line:** 100% (6-6) vs. Virginia Tech (1/15/19)
- **Shot 70 percent from 3-point line:** 71.4% (5-7) at James Madison (11/14/14)
- **Shot less than 30 percent in a half:** 23.8% (5-21) in 2nd Half vs. VCU (12/9/18)
- **Shot less than 20 percent in a half:** 18.2% (4-22) in 1st Half vs. California (12/22/15)
- **Shot 55 percent or better and lost:** 58.5% (31-53) at North Carolina (2/16/13)
- **Shot 50 percent or better and lost:** 52.8% (28-53) at Duke (1/19/19)
- **Attempted 50 FTs:** 52 (made 34) vs. Howard (12/12/94)
- **Attempted 35 3-pointers:** 38 (11-38) vs. Va. Tech (2/10/18)
- **Did Not Attempt a FT:** 0 vs. Wisconsin (11/27/17)
- **Made 30 FTs:** 31 (31 of 36) vs. Tennessee (3/18/07)
- **Made 15 3-pt FGs:** 15 vs. Coppin State (11/16/18)
- **Failed to make a 3-pt FG:** vs. St. Francis Brooklyn (11/15/16)
- **Had 50 rebounds:** 50 vs. Morgan State (11/13/15)
- **Had 25 assists:** 26 vs. Iowa State (3/25/16)
- **Had 15 steals:** 16 vs. NC State (2/24/08)
- **Had 10 blocks:** 11 vs. Norfolk State (11/16/14)
- **Scored 50 pts in a half:** 50 vs. Marshall, 2nd half (12/31/18)
- **Scored 60 pts in a half:** 60 vs. Gonzaga, 1st half (1/3/07)
- **Scored 70 pts in a half:** 70 vs. Coastal Carolina, 2nd half (11/20/00)
- **Scored 100 pts (ACC):** 103 vs. Maryland (1/16/07)
- **Scored 100 pts (non-conf):** 100 vs. Marshall (12/31/18)
- **Scored under 20 pts in 1st half:** 17 vs. Florida (3/18/17)
- **Scored under 20 pts in 2nd half:** 19 at No. Carolina (2/18/17)
- **Scored under 50 pts in a game:** 49 vs. Wisconsin (11/27/17)
- **Defeated top-5 opponent:** 65-63 at #4 Duke (1/27/18)
- **Defeated top-5 opponent on the road:** 65-63 at #4 Duke (1/27/18)
- **Defeated top-ranked opponent:** 86-73 vs. #1 North Carolina (1/30/86)
- **Won when trailing by 16 points:** Trained 32-16 during 63-61 vs. Ohio State (11/30/16)
- **Won when trailing by 17 points:** Trained 31-14 during 61-58 overtime win vs. Maryland (3/10/13)

### 2018-19 UVA MISCELLANEOUS STATISTICS

Largest halftime lead: 28 vs. Coppin State (11/16/18)  
 Largest halftime deficit: 5 at Duke (1/19/19)  
 Largest halftime deficit overcome in a win: N/A  
 Largest halftime lead surrendered in a loss: N/A  
 Largest deficit overcome in a win: 7 vs. Dayton (11/22/18)  
 Largest lead surrendered in a loss: N/A  
 Largest deficit at any time: 14 vs. Duke (2/9/19)  
 Largest lead at any time: 43 vs. Marshall (12/31/18)  
 Most consecutive points scored: 17 vs. Coppin State (11/16/18)  
 Most consecutive points allowed: 16 vs. Florida State (1/5/19)  
 Longest scoring drought: 4:46 vs. Dayton (11/22/18)  
 Longest opponent scoring drought: 7:21 by Boston College (1/9/19)

### OPPONENT INDIVIDUALS

- **Scored 30 points:** RJ Barrett (30), Duke (1/19/19)
- **Scored 35 points:** Erick Green (35), Virginia Tech (1/24/13)
- **Scored 40 points:** J.J. Redick (40), Duke (1/28/06)
- **Scored 50 points:** Len Chappell (50), Wake (2/12/62)
- **Two players with 20 points:** Andrew White (23) and Tyus Battle (23) at Syracuse (2/4/17)
- **Two players with 25 points:** RJ Barrett (30) and Zion Williamson (27), at Duke (1/19/19)
- **Three players with 20 points:** Jordan McRae (21), Jarnell Stokes (20), Josh Richardson (20), at Tennessee (12/30/13)
- **Two players with 30 points:** Trevor Powell (31) and Tony Smith (31), at Marquette (2/3/90)
- **No players scored in double figures:** Florida State (1/5/19)
- **Five players scored in double figures:** Jaire Grayer (16), Otis Livingston (11), Shevon Thompson (11), Marquise Moore (10) and Marko Gujanic (10), vs. George Mason (11/22/15)
- **Six players scored in double figures:** C.J. Harris (15), Ari Stewart (12), Travis McKie (12), J.T. Terrell (11), Ty Walker (11), Gary Clark (10), at Wake Forest (1/29/11)
- **Seven players scored in double figures:** Stanley Burrell (15), Drew Lavender (13), C.J. Anderson (12), B.J. Raymond (12), Josh Duncan (11), Charles Bronson (11), and Jason Love (10), at Xavier (1/3/08)
- **Double-Double:** John Mooney (11 points, 15 rebounds), Notre Dame (2/16/19)
- **Double-Double with points and assists:** Keifer Sykes (21 pts, 10 assts), at Green Bay (12/7/13)
- **Two players had a double-double:** Marvin Bagley III (30 pts, 14 rebs) & Wendell Carter Jr. (14 pts, 15 rebs), Duke (1/27/18)
- **Had 15 rebounds:** John Mooney (15), Notre Dame (2/16/19)
- **Had 20 rebounds:** Tim Duncan (23), Wake Forest (2/22/97)
- **Had 10 assists:** Keifer Sykes (10), at Green Bay (12/7/13)
- **5 Blocked Shots:** Ben Lammers (6), at Georgia Tech (1/18/18)
- **5 Steals:** Briante Weber (5), VCU (12/6/14)
- **Hit a last second shot to win a game:** Donte DiVincenzo, Villanova (12/31/16), tip-in at the end of regulation

### OPPONENT TEAM

- **Shot less than 30 percent in a game:** 29.5% (18-61), vs. VCU (12/9/18)
- **Shot less than 30 percent in a game (ACC):** 23.9% (11-46), at Pitt (2/24/18)
- **Shot 60 percent in a game:** 63.8% (37-58), at Xavier (1/3/08)
- **Shot 55 percent or better and lost:** 55.3% (26-47), Cleveland State (11/25/09)
- **Scored 100 pts:** 106, Washington (11/22/10)
- **Scored 90 pts in an ACC game:** 93, North Carolina (2/16/13)
- **Scored 60 pts in a half:** 60, at Miami, 2nd half (3/1/08)
- **Scored 50 pts in a half:** 53, vs. UMBC, 2nd half (3/16/18)
- **Scored under 10 pts in 1st half:** 7, Pitt (2/24/18)
- **Scored under 20 pts in 1st half:** 18, Wisconsin (11/23/18)
- **Scored under 20 pts in 2nd half:** 13, Clemson (1/23/18)
- **Scored under 40 pts in a game:** 37, Pitt (2/24/18)
- **Had 25 assists:** 27, at Xavier (1/3/08)
- **Had 15 steals:** 15, VMI (11/16/08)
- **Had 10 blocks:** 10 at Maryland (3/5/11)
- **Failed to make a 3-pt FG:** Georgia Tech (1/22/15)



# 2018-19 TV/Radio Roster




**0 • KIHEI CLARK**  
Fr. • G • 5-9 • 155  
Woodland Hills, Calif.



**1 • FRANCESCO BADOCCHI**  
R-Fr. • F • 6-7 • 205  
Milan, Italy



**2 • BRAXTON KEY**  
Jr. • F • 6-8 • 225  
Charlotte, N.C.



**5 • KYLE GUY**  
Jr. • G • 6-2 • 175  
Indianapolis, Ind.




**10 • JAYDEN NIXON**  
Fr. • G • 6-3 • 189  
Charlottesville, Va.



**11 • TY JEROME**  
Jr. • G • 6-5 • 195  
New Rochelle, N.Y.



**12 • DE'ANDRE HUNTER**  
R-So. • G • 6-7 • 225  
Philadelphia, Pa.



**13 • GRANT KERSEY**  
Jr. • G • 6-0 • 160  
Charlottesville, Va.



**22 • FRANCISCO CAFFARO**  
Fr. • C • 7-0 • 233  
Sante Fe, Argentina



**23 • KODY STATTMANN**  
Fr. • G • 6-7 • 187  
Queensland, Australia



**24 • MARCO ANTHONY**  
So. • G • 6-4 • 212  
San Antonio, Texas



**25 • MAMADI DIAKITE**  
R-Jr. • F • 6-9 • 228  
Conakry, Guinea



**30 • JAY HUFF**  
R-So. • F • 7-1 • 232  
Durham, N.C.



**33 • JACK SALT**  
R-Sr. • C • 6-10 • 250  
Auckland, New Zealand



**45 • AUSTIN KATSTRA**  
So. • F • 6-6 • 217  
Charlottesville, Va.



**TONY BENNETT**  
Head Coach  
10th Season



**JASON WILLIFORD**  
Associate Head Coach  
10th Season



**BRAD SODERBERG**  
Assistant Coach  
4th Season



**ORLANDO VANDROSS**  
Assistant Coach  
4th Season

# Kihei CLARK

G • 5-9 • 155 • Freshman • Woodland Hills, Calif. • Taft Charter

0

## 2018-19 HIGHLIGHTS

- Played 24 games, starting seven
- Finished with four points and game-high six assists in NCAA debut vs. Towson (11/6/18)
- Tallied nine points on three 3FGs vs. Coppin State (11/16/18)
- Scored seven points vs. Middle Tennessee (11/21/18)
- Recorded nine points and five rebounds vs. Dayton (11/22/18)
- Tallied five points, five rebounds and season-high three steals in first career start vs. Wisconsin (11/23/18)
- Broke his left wrist vs. Morgan State (12/3/18)
- Played with a cast on his left wrist and tallied nine points, including a 7 of 7 effort from the free throw line vs. VCU (12/9/18)
- Had successful wrist surgery on Monday, Dec. 10
- Netted five points at Clemson (1/12/19)
- Scored nine points vs. Virginia Tech (1/15/19)
- Tallied season-best 12 points at Notre Dame
- Dropped nine points with six assist and five boards vs. Miami (2/2/19)

## 2018-19 GAME-BY-GAME

Opponent	GP-GS	FG	3FG	FT	O-D	Reb	A	TO	Blk	Stl	PF	Min	Pts
Towson	1-0	2-4	0-2	0-0	0-1	1	6	1	0	1	3	24	4
George Washington	2-0	1-3	0-2	0-0	0-2	2	3	1	0	0	1	16	2
Coppin State	3-0	3-8	3-7	0-0	0-2	2	2	0	0	0	0	22	9
Middle Tenn.	4-0	3-4	1-1	0-0	0-2	2	1	1	0	1	0	22	7
Dayton	5-0	3-7	2-3	1-2	1-4	5	2	3	0	0	1	30	9
Wisconsin	6-1	1-3	1-1	2-2	0-5	5	2	0	0	3	0	37	5
at Maryland	7-2	1-4	0-2	2-4	1-1	2	4	0	0	2	3	35	4
Morgan State	8-3	1-5	0-4	1-1	0-2	2	2	0	0	1	0	25	3
VCU	9-4	1-5	0-1	7-7	0-2	2	4	3	0	2	3	3	9
at South Carolina	10-4	1-4	0-1	0-0	0-0	0	2	0	0	0	1	24	2
William & Mary	11-4	0-3	0-1	2-2	0-1	1	1	0	0	0	2	27	2
Marshall	12-4	1-5	1-3	2-3	0-2	2	2	4	0	1	3	28	5
Florida State	13-4	0-2	0-0	0-0	1-0	1	1	1	0	1	0	19	0
at Boston College	14-4	0-2	0-2	0-0	0-0	0	2	0	0	0	3	19	0
at Clemson	15-4	1-4	1-2	2-2	1-0	1	1	0	0	0	2	20	5
Virginia Tech	16-4	3-6	3-5	0-0	0-2	2	1	1	0	1	1	30	9
at Duke	17-4	1-2	0-0	0-0	0-1	1	1	2	0	1	2	18	2
Wake Forest	18-4	0-2	0-2	0-0	0-0	0	1	0	0	0	4	17	0
at Notre Dame	19-4	4-9	2-4	2-2	0-1	1	1	0	0	1	0	28	12
at NC State	20-4	0-2	0-0	0-0	0-1	1	1	0	0	0	0	22	0
Miami	21-5	3-5	2-3	1-3	0-5	5	6	6	0	0	1	37	9
Duke	22-5	1-4	1-2	0-0	0-1	1	1	0	0	1	1	23	3
at No. Carolina	23-6	1-4	1-2	0-0	0-2	2	2	1	0	3	0	27	3
Notre Dame	24-7	0-4	0-4	0-0	0-5	5	2	1	0	1	0	23	0

## CAREER HIGHS

Points	12 at Notre Dame (1/26/19)
FGs	4 at Notre Dame (1/26/19)
3FGs	3, 2x - last vs. Virginia Tech (1/15/19)
FTs	7 vs. VCU (12/9/18)
Rebounds	5, 4x - last vs. Notre Dame (2/16/19)
Assists	6, 2x - last vs. Miami (2/2/19)
Turnovers	6 vs. Miami (2/2/19)
Blocks	N/A
Steals	3, 2x - last at North Carolina (2/11/19)
Minutes	37, 2x - last vs. Miami (2/2/19)

## SEASON HIGHS

Points	12 at Notre Dame (1/26/19)
FGs	4 at Notre Dame (1/26/19)
3FGs	3, 2x - last vs. Virginia Tech (1/15/19)
FTs	7 vs. VCU (12/9/18)
Rebounds	5, 4x - last vs. Notre Dame (2/16/19)
Assists	6, 2x - last vs. Miami (2/2/19)
Turnovers	6 vs. Miami (2/2/19)
Blocks	N/A
Steals	3, 2x - last at North Carolina (2/11/19)
Minutes	37, 2x - last vs. Miami (2/2/19)

# Francesco BADOCCHI

F • 6-7 • 205 • R-Freshman • Milan, Italy • Bishop Miege (Kan.)

1

## 2018-19 HIGHLIGHTS

- Played seven games
- Made his UVA debut against William & Mary (12/22/18)
- Tallied two points and one rebound vs. Marshall (12/31/18)
- Scored two points vs. Florida State (1/5/19)

## 2018-19 GAME-BY-GAME

Opponent	GP-GS	FG	3FG	FT	O-D	Reb	A	TO	Blk	Stl	PF	Min	Pts
Towson	DNP												
George Washington	DNP												
Coppin State	DNP												
Middle Tenn.	DNP												
Dayton	DNP												
Wisconsin	DNP												
at Maryland	DNP												
Morgan State	DNP												
VCU	DNP												
at South Carolina	DNP												
William & Mary	1-0	0-1	0-0	0-0	1-1	2	0	0	0	0	1	3	0
Marshall	2-0	1-1	0-0	0-0	1-0	1	0	0	0	0	1	3	2
Florida State	3-0	1-1	0-0	0-0	0-0	0	0	0	0	0	0	3	2
at Boston College	4-0	0-0	0-0	0-0	0-0	0	0	0	0	0	0	2	0
at Clemson	DNP												
Virginia Tech	5-0	0-0	0-0	0-0	0-0	0	0	0	0	0	0	1	0
at Duke	DNP												
Wake Forest	6-0	0-0	0-0	0-0	0-0	0	0	0	0	0	0	3	0
at Notre Dame	7-0	0-1	0-1	0-0	1-1	2	0	0	0	0	0	4	0
at NC State	DNP												
Miami	DNP												
Duke	DNP												
at No. Carolina	DNP												
Notre Dame	DNP												

## CAREER HIGHS

Points	2, 2x - last vs. Florida State (1/5/19)
FGs	1, 2x - last vs. Florida State (1/5/19)
3FGs	N/A
FTs	N/A
Rebounds	2 vs. William & Mary (12/22/18)
Assists	N/A
Turnovers	N/A
Blocks	N/A
Steals	N/A
Minutes	3, 3x - last vs. Florida State (1/5/19)

## SEASON HIGHS

Points	2, 2x - last vs. Florida State (1/5/19)
FGs	1, 2x - last vs. Florida State (1/5/19)
3FGs	N/A
FTs	N/A
Rebounds	2 vs. William & Mary (12/22/18)
Assists	N/A
Turnovers	N/A
Blocks	N/A
Steals	N/A
Minutes	3, 3x - last vs. Florida State (1/5/19)

# Braxton KEY

G • 6-8 • 225 • Junior • Charlotte, N.C. • Oak Hill Academy [Alabama]

2

## 2018-19 HIGHLIGHTS

- Played 24 games, starting five
- Tallied seven points and nine rebounds in Virginia debut vs. Towson (11/6/18)
- Scored seven points with a game-high seven rebounds vs. Coppin State (11/16/18)
- Recorded season-high 13 points and seven rebounds vs. Middle Tennessee (11/21/18)
- Tied a career high with four steals vs. Dayton (11/22/18)
- Finished with a game-high nine rebounds vs. Morgan State (12/3/18)
- Scored nine points (3-3 FGs & 3-3 FTs) vs. William & Mary (12/22/18)
- Registered seven points and eight rebounds vs. Marshall (12/31/18)
- Scored season-high 20 points vs. Florida State (1/5/19)
- Tallied nine points and matched a season-high with nine rebounds at Boston College (1/9/19)
- Had seven points and eight rebounds at Clemson (1/12/19)
- Tallied 11 points and six rebounds at Duke (1/19/19)
- Recorded season-highs in rebounds (10) and blocks (2) vs. Duke (2/9/19)

## 2018-19 GAME-BY-GAME

Opponent	GP-GS	FG	3FG	FT	O-D	Reb	A	TO	Blk	Stl	PF	Min	Pts	
Towson	1-1	3-8	1-3	0-0	4-5	9	1	0	1	1	2	29	7	
George Washington	2-2	2-5	0-2	1-3	0-2	2	1	1	0	3	3	17	5	
Coppin State	3-3	2-4	1-2	2-2	0-6	7	1	0	2	0	1	27	7	
Middle Tenn.	4-4	3-8	2-3	5-5	2-5	7	2	1	0	2	3	30	13	
Dayton	5-5	1-6	0-3	1-2	1-5	6	2	0	0	4	2	33	3	
Wisconsin	6-5	0-4	0-1	0-0	0-0	0	0	0	0	1	1	12	0	
at Maryland	7-5	3-4	1-1	3-4	0-1	1	3	0	0	2	1	11	10	
Morgan State	8-5	2-3	0-0	2-2	1-8	9	1	3	0	1	3	17	6	
VCU	9-5	1-2	1-2	0-0	1-3	4	1	2	0	0	3	12	3	
at South Carolina	10-5	2-6	0-2	1-2	3-4	7	0	0	0	0	2	23	5	
William & Mary	11-5	3-3	0-0	3-3	2-2	4	0	0	0	0	0	18	9	
Marshall	12-5	3-4	0-1	1-2	0-8	8	2	1	0	0	3	23	7	
Florida State	13-5	7-11	2-5	4-4	0-6	6	2	0	0	1	1	26	20	
at Boston College	14-5	4-5	0-1	1-1	0-9	9	2	0	2	0	0	27	9	
at Clemson	15-5	3-5	1-1	0-1	2-6	8	3	1	0	2	1	25	7	
Virginia Tech	16-5	3-5	1-2	0-0	0-1	1	2	0	0	0	2	16	7	
at Duke	17-5	2-3	0-1	7-8	1-5	6	2	1	1	1	1	4	20	11
Wake Forest	18-5	1-5	0-3	2-2	1-6	7	1	0	1	1	0	22	4	
at Notre Dame	19-5	2-6	0-0	0-0	1-5	6	1	0	0	0	2	17	4	
at NC State	20-5	3-8	0-0	2-2	4-4	8	1	2	1	0	1	31	8	
Miami	21-5	2-5	1-3	0-0	1-7	8	4	2	2	2	1	27	5	
Duke	22-5	2-7	0-1	0-0	6-4	10	2	1	2	2	3	27	4	
at No. Carolina	23-5	0-2	0-2	1-3	1-5	6	0	1	1	0	3	22	1	
Notre Dame	24-5	1-7	0-3	1-2	1-4	5	1	1	1	1	1	13	3	

## CAREER HIGHS

Points	26 at Georgia (1/26/17) *
FGs	8 vs. Florida (1/10/17) *
3FGs	3, 3x - last at Georgia (1/26/17) *
FTs	10 vs. Mississippi State (1/28/17) *
Rebounds	11 vs. Vanderbilt (1/7/17) *
Assists	7 vs. LSU (2/8/17) *
Turnovers	5, 7x - last vs. Richmond (3/14/17) *
Blocks	2, 12x - last vs. Miami (2/2/19)
Steals	4, 2x - last vs. Dayton (11/22/18)
Minutes	37, 3x - last vs. Georgia (2/23/17) *

\* - as a player at Alabama

## SEASON HIGHS

Points	20 vs. Florida State (1/5/19)
FGs	7 vs. Florida State (1/5/19)
3FGs	2, 2x - last vs. Florida State (1/5/19)
FTs	7 at Duke (1/19/19)
Rebounds	10 vs. Duke (2/9/19)
Assists	4 vs. Miami (2/2/19)
Turnovers	3 vs. Morgan State (12/3/18)
Blocks	2, 4x - last vs. Duke (2/9/19)
Steals	4 vs. Dayton (11/22/18)
Minutes	33 vs. Dayton (11/22/18)

# Kyle GUY

G • 6-2 • 175 • Junior • Indianapolis, Ind. • Lawrence Central

5

## 2018-19 HIGHLIGHTS

- Started 24 games
- Tied for team highs with 20 points and six rebounds vs. George Washington (11/11/18)
- Had a career-high five assists vs. Coppin State (11/16/18)
- Game-high 15 points vs. Middle Tennessee (11/21/18)
- Netted 14 points vs. Dayton (11/22/18)
- Finished with game-high 18 points at Maryland (11/28/18)
- Scored game-high 15 points vs. VCU (12/9/18)
- Drilled five 3-pointers en route to 18 points at South Carolina (12/19/18)
- Had 16 points and seven rebounds vs. William & Mary (12/22/18)
- Recorded career highs in points (30), rebounds (8) and 3-pointers (7) vs. Marshall (12/31/18)
- Scored game-high 21 points, including five 3-pointers, vs. Florida State (1/5/19)
- Set UVA record with 11 consecutive 3-pointers over two-game span (Marshall & Florida State)
- Tallied 10 points and matched career highs in rebounds (8) and assists (5) at Boston College (1/9/19)
- Recorded 15 points in 35 minutes vs. Virginia Tech (1/15/19)
- Scored 15 points at Notre Dame (1/26/19)
- Finished with 16 points vs. Duke (2/9/19)
- Netted 20 points at North Carolina (2/11/19)
- Knocked down four FTs to ice the game on his way to game-high 22 points vs. Notre Dame (2/16/19)

## 2018-19 GAME-BY-GAME

Opponent	GP-GS	FG	3FG	FT	O-D	Reb	A	TO	Blk	Stl	PF	Min	Pts
Towson	1-1	2-6	1-5	3-4	0-2	2	3	0	0	0	0	31	8
George Washington	2-2	8-15	4-8	0-1	1-5	6	4	1	0	0	4	33	20
Coppin State	3-3	3-5	1-1	0-0	1-5	6	5	0	0	1	0	28	7
Middle Tenn.	4-4	5-14	3-9	2-2	0-2	2	1	4	0	3	1	34	15
Dayton	5-5	5-11	2-6	2-2	2-1	3	1	1	0	0	0	38	14
Wisconsin	6-6	3-10	2-6	1-2	0-3	3	3	2	0	0	1	34	9
at Maryland	7-7	6-14	5-9	1-1	0-3	3	3	0	0	1	1	38	18
Morgan State	8-8	5-8	3-5	2-2	0-1	1	2	3	0	1	1	27	15
VCU	9-9	4-13	1-5	6-7	3-3	6	1	1	0	0	2	37	15
at South Carolina	10-10	6-14	5-11	1-1	1-0	1	0	2	0	0	1	37	18
William & Mary	11-11	5-8	2-5	4-4	1-6	7	1	2	0	0	3	31	16
Marshall	12-12	10-14	7-9	3-3	1-7	8	0	1	0	0	0	26	30
Florida State	13-13	7-11	5-6	4-4	0-5	5	3	1	0	1	1	34	21
at Boston College	14-14	4-9	2-6	0-0	0-8	8	5	1	1	2	1	35	10
at Clemson	15-15	5-15	3-9	0-0	0-3	3	1	1	0	1	1	35	13
Virginia Tech	16-16	5-9	3-5	2-2	1-4	5	1	2	0	0	1	35	15
at Duke	17-17	6-12	2-7	0-0	2-4	6	1	1	0	1	1	38	14
Wake Forest	18-18	3-10	3-7	3-4	0-4	4	3	2	0	0	2	29	12
at Notre Dame	19-19	6-8	3-5	0-0	1-4	5	0	0	0	0	1	31	15
at NC State	20-20	3-11	1-5	3-4	1-5	6	3	2	0	1	1	40	10
Miami	21-21	4-15	2-8	0-0	0-4	4	3	0	0	1	1	38	10
Duke	22-22	6-15	3-9	1-1	0-0	0	3	5	0	0	2	33	16
at No. Carolina	23-23	7-13	5-9	1-3	0-2	2	1	1	0	0	2	36	20
Notre Dame	24-24	7-15	4-10	4-4	2-4	6	3	1	0	0	0	40	22

## CAREER HIGHS

Points	30 vs. Marshall (12/31/18)
FGs	11 at VCU (11/17/17)
3FGs	7 vs. Marshall (12/31/18)
FTs	8 vs. UNCG (11/10/17)
Rebounds	8, 2x - last at Boston College (1/9/19)
Assists	5, 2x - last at Boston College (1/9/19)
Turnovers	5 vs. Duke (2/9/19)
Blocks	1, 3x - last at Boston College (1/9/19)
Steals	4, 2x - last at Wake Forest (1/21/18)
Minutes	45 vs. Virginia Tech (2/9/18)

## SEASON HIGHS

Points	30 vs. Marshall (12/31/18)
FGs	10 vs. Marshall (12/31/18)
3FGs	7 vs. Marshall (12/31/18)
FTs	6 vs. VCU (12/9/18)
Rebounds	8, 2x - last at Boston College (1/9/19)
Assists	5, 2x - last at Boston College (1/9/19)
Turnovers	5 vs. Duke (2/9/19)
Blocks	1 at Boston College (1/9/19)
Steals	3 vs. Middle Tenn. (11/21/18)
Minutes	40, 2x - last vs. Notre Dame (2/16/19)

# Jayden NIXON

G • 6-3 • 189 • Freshman • Charlottesville, Va. • Choate Rosemary Hall (Conn.)

# 10

## 2018-19 HIGHLIGHTS

- Has appeared in 10 contests
- Made collegiate debut with one point vs. Towson (11/6/18)
- Scored two points in seven minutes vs. Coppin State (11/16/18)

## 2018-19 GAME-BY-GAME

Opponent	GP	GS	FG	3FG	FT	O-D	Reb	A	TO	Blk	Stl	PF	Min	Pts
Towson	1-0	0-0	0-0	1-2	0-0	0	0	0	0	0	0	3	1	
George Washington	2-0	0-1	0-0	0-0	0-0	0	0	0	0	0	0	0	2	0
Coppin State	3-0	1-4	0-1	0-0	0-3	3	0	0	1	1	1	7	2	
Middle Tenn.	4-0	0-1	0-1	0-0	0-0	0	0	1	0	0	0	2	0	
Dayton	DNP													
Wisconsin	DNP													
at Maryland	DNP													
Morgan State	5-0	0-1	0-0	1-2	0-0	0	0	0	0	0	3	5	1	
VCU	DNP													
at South Carolina	DNP													
William & Mary	6-0	1-1	0-0	0-0	1-2	3	0	0	0	0	0	4	2	
Marshall	7-0	0-1	0-1	0-0	1-0	1	0	2	0	0	1	2	0	
Florida State	8-0	0-0	0-0	0-0	0-0	0	0	1	0	0	2	1	0	
at Boston College	DNP													
at Clemson	DNP													
Virginia Tech	DNP													
at Duke	DNP													
Wake Forest	9-0	0-0	0-0	0-0	0-0	0	0	0	0	0	1	1	0	
at Notre Dame	10-0	0-0	0-0	0-0	0-0	0	0	0	0	0	1	3	0	
at NC State	DNP													
Miami	DNP													
Duke	DNP													
at No. Carolina	DNP													
Notre Dame	DNP													

## CAREER HIGHS

Points	2 vs. Coppin State (11/16/18)
FGs	1 vs. Coppin State (11/16/18)
3FGs	
FTs	1, 2x - last vs. Morgan State (12/3/18)
Rebounds	3 vs. Coppin State (11/16/18)
Assists	
Turnovers	2 vs. Marshall (1/31/18)
Blocks	1 vs. Coppin State (11/16/18)
Steals	1 vs. Coppin State (11/16/18)
Minutes	7 vs. Coppin State (11/16/18)

## SEASON HIGHS

Points	2 vs. Coppin State (11/16/18)
FGs	1 vs. Coppin State (11/16/18)
3FGs	
FTs	1, 2x - last vs. Morgan State (12/3/18)
Rebounds	3 vs. Coppin State (11/16/18)
Assists	
Turnovers	2 vs. Marshall (1/31/18)
Blocks	1 vs. Coppin State (11/16/18)
Steals	1 vs. Coppin State (11/16/18)
Minutes	7 vs. Coppin State (11/16/18)

# Ty JEROME

G • 6-5 • 195 • Junior • New Rochelle, N.Y. • Iona Prep

# 11

## 2018-19 HIGHLIGHTS

- Started 23 games, missing the Miami game with a back injury
- Scored a game-high 20 points and matched a career high with six 3-pointers vs. Towson (11/6/18)
- Led Virginia with 20 points, seven assists, six rebounds and four steals vs. George Washington (11/11/18)
- Scored 15 second-half points vs. Dayton (11/22/18)
- Scored 17 with three rebounds at Maryland (11/28/18)
- Recorded a career-high five steals vs. Morgan State (12/3/18)
- Scored 14 points, including 10 in the last 6:30, to spark comeback win vs. VCU (12/9/18)
- Tallied a game-high 25 points along with seven assists and six rebounds at South Carolina (12/19/18)
- Pulled down a career-best nine rebounds vs. William & Mary (12/22/18)
- Recorded 14 points and four assists vs. Marshall (12/31/18)
- Tallied 13 points, four rebounds and four assists at Boston College (1/9/19)
- Dished out 12 assists to pair with 14 points for a double-double vs. Virginia Tech (1/15/19)
- Tallied 13 points, nine rebounds and six assists at Notre Dame (1/26/19)
- Collected 12 points, six rebounds and six assists at NC State (1/29/19)
- Matched team-high with 16 points vs. Duke (2/9/19)
- Tallied second career double-double with 15 points and 11 assists at North Carolina (2/11/19)

## 2018-19 GAME-BY-GAME

Opponent	GP	GS	FG	3FG	FT	O-D	Reb	A	TO	Blk	Stl	PF	Min	Pts
Towson	1-1	6-10	6-9	2-2	0-3	3	4	2	0	2	1	29	20	
George Washington	2-2	7-9	4-5	2-3	0-6	6	7	2	0	4	1	31	20	
Coppin State	3-3	4-6	1-2	2-3	0-4	4	6	1	0	2	1	25	11	
Middle Tenn.	4-4	2-5	0-2	3-4	0-1	1	3	2	0	0	1	31	7	
Dayton	5-5	3-10	2-6	7-10	1-0	1	2	1	0	1	2	27	15	
Wisconsin	6-6	5-17	1-6	0-0	1-3	4	5	0	0	3	3	38	11	
at Maryland	7-7	6-14	3-7	2-3	2-1	3	1	1	0	1	2	31	17	
Morgan State	8-8	3-8	2-5	0-0	0-3	3	5	1	0	5	0	27	8	
VCU	9-9	4-13	3-9	3-4	0-8	8	3	1	0	2	1	37	14	
at South Carolina	10-10	9-15	3-8	4-4	1-5	6	7	2	0	0	1	36	25	
William & Mary	11-11	3-9	1-2	1-2	0-9	9	4	2	0	2	2	29	8	
Marshall	12-12	4-9	1-4	5-6	1-2	3	4	5	0	3	3	28	14	
Florida State	13-13	2-11	0-4	2-2	1-3	4	6	1	0	0	0	30	6	
at Boston College	14-14	4-9	2-5	3-4	1-3	4	4	2	0	1	3	31	13	
at Clemson	15-15	3-9	2-4	0-0	0-3	3	5	2	0	1	0	33	8	
Virginia Tech	16-16	5-10	4-7	0-0	1-3	4	12	0	0	2	3	34	14	
at Duke	17-17	6-13	1-5	1-3	1-3	4	4	1	0	0	2	35	14	
Wake Forest	18-18	4-13	2-5	0-0	0-3	3	5	0	0	1	2	34	10	
at Notre Dame	19-19	6-10	1-2	0-0	0-9	9	6	0	0	1	3	29	13	
at NC State	20-20	5-11	2-4	0-0	0-6	6	6	4	0	1	3	41	12	
Miami	DNP													
Duke	21-21	6-11	2-5	2-2	1-2	3	4	3	0	3	2	37	16	
at No. Carolina	22-22	5-9	2-3	3-5	0-4	4	11	2	0	0	3	37	15	
Notre Dame	23-23	2-9	2-3	2-2	0-3	3	3	3	0	0	0	38	8	

## CAREER HIGHS

Points	31 vs. Boston College (12/30/17)
FGs	11 vs. Boston College (12/30/17)
3FGs	6, 2x - last vs. Towson (11/6/18)
FTs	7 vs. Dayton (11/22/18)
Rebounds	9, 2x - last at Notre Dame (1/26/19)
Assists	12 vs. Virginia Tech (1/15/19)
Turnovers	6 vs. NC State (1/14/18)
Blocks	2 vs. Robert Morris (12/17/16)
Steals	5 vs. Morgan State (12/3/18)
Minutes	43 vs. Virginia Tech (2/9/18)

## SEASON HIGHS

Points	25 at South Carolina (12/19/18)
FGs	9 at South Carolina (12/19/18)
3FGs	6 vs. Towson (11/6/18)
FTs	7 vs. Dayton (11/22/18)
Rebounds	9, 2x - last at Notre Dame (1/26/19)
Assists	12 vs. Virginia Tech (1/15/19)
Turnovers	5 vs. Marshall (12/31/18)
Blocks	N/A
Steals	5 vs. Morgan State (12/3/18)
Minutes	41 at NC State (1/29/19)

# De'Andre HUNTER

G • 6-7 • 225 • R-Sophomore • Philadelphia, Pa. • Friends' Central School

# 12

## 2018-19 HIGHLIGHTS

- Started 24 games
- Finished with 13 points and career-high tying 10 rebounds for second career double-double vs. Towson (11/6/18)
- Tallied a game-high 20 points, including 4-4 3FGs vs. Coppin State (11/16/18)
- Game-high 15 points, eight rebounds and career-high nine assists vs. Middle Tennessee (11/21/18)
- Matched a career high with 23 points vs. Dayton (11/22/18)
- Tallied 20 points and nine rebounds vs. Wisconsin (11/23/18)
- Averaged 19.3 points and 7.7 rebounds en route to ACC Player of the Week for week 3 and Battle 4 Atlantis MVP honors
- Dropped 15 points with four assists at Maryland (11/28/18)
- Scored 15 points on 6-8 shooting in just 20 minutes vs. Morgan State (12/3/18)
- Finished with 18 points with a career-high nine free throws vs. William & Mary (12/22/18)
- Tallied 18 points at Boston College (1/9/19)
- Netted game-high 21 points, matching a career-best 8 FGs vs. Virginia Tech (1/15/19)
- Team-high 18 points at Duke (1/19/19)
- Scored game-high 19 points along with seven rebounds at Notre Dame (1/26/19)
- Dropped team-high 14 points in 39 minutes vs. Miami (2/2/19)
- Scored 20 points at North Carolina (2/11/19)
- Recorded 20 points and career-high matching 10 rebounds for third career double-double vs. Notre Dame (2/16/19)

## 2018-19 GAME-BY-GAME

Opponent	GP-GS	FG	3FG	FT	O-D	Reb	A	TO	Blk	Stl	PF	Min	Pts
Towson	1-1	5-12	0-1	3-5	4-6	10	1	0	0	1	3	26	13
George Washington	2-2	5-7	0-0	0-0	1-3	4	0	1	0	0	2	20	10
Coppin State	3-3	7-9	4-4	2-3	0-1	1	3	1	0	3	2	16	20
Middle Tenn.	4-4	5-9	2-5	3-4	2-6	8	9	4	1	1	0	35	15
Dayton	5-5	8-11	1-2	6-6	5-1	6	1	2	0	1	2	39	23
Wisconsin	6-6	8-14	0-3	4-6	1-8	9	0	1	1	0	0	36	20
at Maryland	7-7	6-13	1-3	2-2	3-2	5	4	0	1	0	3	35	15
Morgan State	8-8	6-8	2-3	1-2	0-1	1	1	1	0	0	0	20	15
VCU	9-9	1-6	0-1	7-7	2-2	4	0	2	0	0	5	35	9
at South Carolina	10-10	2-10	0-2	1-1	1-2	3	3	0	0	1	3	23	5
William & Mary	11-11	4-8	1-1	9-10	1-3	4	3	0	0	2	1	31	18
Marshall	12-12	3-5	0-1	5-6	1-4	5	3	0	1	0	3	25	11
Florida State	13-13	2-8	0-1	2-2	1-5	6	1	0	0	0	3	27	6
at Boston College	14-14	6-11	2-3	4-7	2-4	6	2	1	0	0	0	35	18
at Clemson	15-15	4-10	2-4	2-2	0-7	7	1	1	0	0	3	31	12
Virginia Tech	16-16	8-12	1-2	4-4	1-4	5	2	3	0	0	2	36	21
at Duke	17-17	8-14	0-2	2-4	1-3	4	0	1	0	1	3	38	18
Wake Forest	18-18	3-5	1-1	4-5	2-5	7	5	0	1	0	1	34	11
at Notre Dame	19-19	9-15	0-2	1-3	1-6	7	2	0	0	0	1	24	19
at NC State	20-20	4-8	1-1	6-8	1-4	5	4	4	0	0	5	38	15
Miami	21-21	6-13	1-2	1-2	1-5	6	2	2	1	2	2	39	14
Duke	22-22	4-9	1-4	2-2	1-3	4	1	2	1	0	4	32	11
at No. Carolina	23-23	7-10	3-3	3-4	0-5	5	2	1	1	1	1	37	20
Notre Dame	24-24	6-11	2-3	6-7	2-8	10	2	1	1	2	0	36	20

## CAREER HIGHS

Points	23, 2x - last vs. Dayton (11/22/18)
FGs	9 at Notre Dame (1/26/19)
3FGs	4 vs. Coppin State (11/16/18)
FTs	9 vs. William & Mary (12/22/18)
Rebounds	10, 3x - last vs. Notre Dame (2/16/19)
Assists	9 vs. Middle Tennessee (11/21/18)
Turnovers	4, 2x - last at NC State (1/29/19)
Blocks	2, 3x - vs. Wisconsin (11/23/18)
Steals	3 vs. Coppin State (11/16/18)
Minutes	39, 2x - last vs. Miami (2/2/19)

## SEASON HIGHS

Points	23 vs. Dayton (11/22/18)
FGs	9 at Notre Dame (1/26/19)
3FGs	4 vs. Coppin State (11/16/18)
FTs	9 vs. William & Mary (12/22/18)
Rebounds	10, 2x - last vs. Notre Dame (2/16/19)
Assists	9 vs. Middle Tennessee (11/21/18)
Turnovers	4, 2x - last at NC State (1/29/19)
Blocks	2 vs. Wisconsin (11/23/18)
Steals	3 vs. Coppin State (11/16/18)
Minutes	39, 2x - last vs. Miami (2/2/19)

# Grant KERSEY

G • 6-1 • 160 • Junior • Charlottesville, Va. • Albermarle

# 13

## 2018-19 HIGHLIGHTS

- Team manager has appeared in eight games
- Made collegiate debut vs. Towson (11/6/18)
- Scored first career points vs. George Washington (11/11/18)
- Scored five points in three minutes vs. Morgan State (12/3/18)
- Netted 3-pointer at the buzzer to give Virginia 100 points vs. Marshall (12/31/18)

## 2018-19 GAME-BY-GAME

Opponent	GP-GS	FG	3FG	FT	O-D	Reb	A	TO	Blk	Stl	PF	Min	Pts
Towson	1-0	0-0	0-0	0-0	0-0	0	0	0	0	1	0	1	0
George Washington	2-0	0-0	0-0	2-2	0-0	0	0	0	0	0	0	1	2
Coppin State	3-0	1-1	1-1	0-0	0-0	0	0	0	0	0	0	4	3
Middle Tenn.	DNP												
Dayton	DNP												
Wisconsin	DNP												
at Maryland	DNP												
Morgan State	4-0	1-1	0-0	3-3	0-0	0	1	0	0	0	0	3	5
VCU	DNP												
at South Carolina	DNP												
William & Mary	5-0	0-0	0-0	0-0	0-0	0	0	0	0	0	0	1	0
Marshall	6-0	1-1	1-1	0-0	1-0	1	0	1	0	0	0	2	3
Florida State	7-0	0-0	0-0	0-0	0-0	0	0	1	0	0	0	1	0
at Boston College	DNP												
at Clemson	DNP												
Virginia Tech	DNP												
at Duke	DNP												
Wake Forest	DNP												
at Notre Dame	8-0	0-0	0-0	0-0	0-1	1	0	0	0	0	0	1	0
at NC State	DNP												
Miami	DNP												
Duke	DNP												
at No. Carolina	DNP												
Notre Dame	DNP												

## CAREER HIGHS

Points	5 vs. Morgan State (12/3/18)
FGs	1, 3x - last vs. Marshall (12/31/18)
3FGs	1, 2x - last vs. Marshall (12/31/18)
FTs	3 vs. Morgan State (12/3/18)
Rebounds	1, 2x - last vs. Notre Dame (1/26/19)
Assists	1 vs. Morgan State (12/3/18)
Turnovers	1, 2x - last vs. Florida State (1/5/19)
Blocks	N/A
Steals	1 vs. Towson (11/6/18)
Minutes	5 vs. Morgan State (12/3/18)

## SEASON HIGHS

Points	5 vs. Morgan State (12/3/18)
FGs	1, 3x - last vs. Marshall (12/31/18)
3FGs	1, 2x - last vs. Marshall (12/31/18)
FTs	3 vs. Morgan State (12/3/18)
Rebounds	1, 2x - last vs. Notre Dame (1/26/19)
Assists	1 vs. Morgan State (12/3/18)
Turnovers	1, 2x - last vs. Florida State (1/5/19)
Blocks	N/A
Steals	1 vs. Towson (11/6/18)
Minutes	5 vs. Morgan State (12/3/18)



# Kody STATTMAN

G • 6-7 • 187 • Freshman • Queensland, Australia • St. Augustine's College

# 23

## 2018-19 HIGHLIGHTS

- Played 13 games
- Made collegiate debut vs. Towson (11/6/18)
- Scored first career points with six points vs. Coppin State (11/16/18)
- Scored nine points and made first career 3-pointer vs. Morgan State (12/3/18)

## 2018-19 GAME-BY-GAME

Opponent	GP-GS	FG	3FG	FT	O-D	Reb	A	TO	Blk	Stl	PF	Min	Pts
Towson	1-0	0-2	0-2	0-0	0-0	0	1	0	0	0	1	4	0
George Washington	2-0	0-0	0-0	0-0	0-1	1	0	1	0	0	1	3	0
Coppin State	3-0	1-2	0-1	4-4	0-2	2	1	0	0	1	0	10	6
Middle Tenn.	4-0	1-2	0-1	0-0	0-1	1	0	0	0	0	0	3	2
Dayton	DNP												
Wisconsin	DNP												
at Maryland	DNP												
Morgan State	5-0	2-4	1-3	4-4	0-1	1	0	0	0	0	1	12	9
VCU	DNP												
at South Carolina	DNP												
William & Mary	6-0	1-3	0-2	0-0	0-1	1	0	0	0	0	0	4	2
Marshall	7-0	1-2	1-2	0-0	0-0	0	0	0	0	0	0	6	3
Florida State	8-0	0-0	0-0	0-1	0-1	1	0	2	0	0	2	3	0
at Boston College	9-0	1-1	1-1	0-0	0-1	1	0	0	0	0	0	2	3
at Clemson	10-0	0-0	0-0	0-0	0-1	1	0	0	0	0	0	2	0
Virginia Tech	11-0	0-0	0-0	0-0	0-0	0	0	0	0	0	0	1	0
at Duke	DNP												
Wake Forest	12-0	0-1	0-1	0-0	0-0	0	0	0	0	0	0	2	0
at Notre Dame	13-0	1-2	1-2	0-0	0-0	0	0	0	0	0	0	3	3
at NC State	DNP												
Miami	DNP												
Duke	DNP												
at No. Carolina	DNP												
Notre Dame	DNP												

## CAREER HIGHS

Points	9 vs. Morgan State (12/3/18)
FGs	2 vs. Morgan State (12/3/18)
3FGs	1, 4x - last at Notre Dame (1/26/19)
FTs	4, 2x - last vs. Morgan State (12/3/18)
Rebounds	2 vs. Coppin State (11/16/18)
Assists	1, 2x - last vs. Coppin State (11/16/18)
Turnovers	2 vs. Florida State (1/5/19)
Blocks	N/A
Steals	1 vs. Coppin State (12/2/18)
Minutes	12 vs. Morgan State (12/3/18)

## SEASON HIGHS

Points	9 vs. Morgan State (12/3/18)
FGs	2 vs. Morgan State (12/3/18)
3FGs	1, 4x - last at Notre Dame (1/26/19)
FTs	4, 2x - last vs. Morgan State (12/3/18)
Rebounds	2 vs. Coppin State (11/16/18)
Assists	1, 2x - last vs. Coppin State (11/16/18)
Turnovers	2 vs. Florida State (1/5/19)
Blocks	N/A
Steals	1 vs. Coppin State (12/2/18)
Minutes	12 vs. Morgan State (12/3/18)

# Marco ANTHONY

G • 6-4 • 212 • Sophomore • San Antonio, Texas • Holmes

# 24

## 2018-19 HIGHLIGHTS

- Played 17 games
- Recorded five points vs. Towson (11/6/18)
- Finished with two points, two rebounds and career-high tying four assists vs. Coppin State (11/16/18)
- Finished with eight points with career-bests in FTs (4), rebounds (4) and blocks (1) in career-high 20 minutes vs. Morgan State (12/3/18)

## 2018-19 GAME-BY-GAME

Opponent	GP-GS	FG	3FG	FT	O-D	Reb	A	TO	Blk	Stl	PF	Min	Pts
Towson	1-0	2-3	1-1	0-1	0-1	1	1	0	0	0	2	8	5
George Washington	2-0	0-0	0-0	0-0	0-0	0	1	0	0	0	0	12	0
Coppin State	3-0	1-3	0-1	0-0	0-2	2	4	0	0	0	0	17	2
Middle Tenn.	4-0	0-0	0-0	0-0	0-1	1	0	0	0	0	1	3	0
Dayton	DNP												
Wisconsin	DNP												
at Maryland	5-0	0-1	0-0	0-0	0-1	1	1	0	0	0	0	6	0
Morgan State	6-0	2-4	0-2	4-4	0-4	4	1	2	1	0	1	20	8
VCU	7-0	0-0	0-0	0-0	0-0	0	0	0	0	0	0	2	0
at South Carolina	8-0	0-1	0-0	0-0	0-0	0	0	0	0	0	0	2	0
William & Mary	9-0	0-1	0-0	0-0	0-0	0	1	1	0	0	1	7	2
Marshall	10-0	0-2	0-0	0-0	0-0	0	1	0	0	0	0	5	0
Florida State	11-0	0-0	0-0	2-2	0-0	0	0	2	0	0	0	3	2
at Boston College	12-0	0-1	0-0	0-0	0-0	0	0	0	0	0	0	2	0
at Clemson	13-0	0-2	0-1	0-0	0-0	0	0	0	0	0	0	3	0
Virginia Tech	14-0	0-1	0-1	0-0	0-0	0	0	0	0	0	0	1	0
at Duke	DNP												
Wake Forest	15-0	0-0	0-0	1-2	0-0	0	0	1	0	0	0	3	1
at Notre Dame	16-0	0-1	0-0	0-0	0-1	1	0	0	0	0	0	4	0
at NC State	DNP												
Miami	17-0	0-0	0-0	0-0	0-0	0	0	0	0	0	0	1	0
Duke	DNP												
at No. Carolina	DNP												
Notre Dame	DNP												

## CAREER HIGHS

Points	10 vs. Louisville (1/31/18)
FGs	4 vs. Louisville (1/31/18)
3FGs	2 vs. Louisville (1/31/18)
FTs	4 vs. Morgan State (12/3/18)
Rebounds	4 vs. Morgan State (12/3/18)
Assists	4, 2x - last vs. Coppin State (11/16/18)
Turnovers	2, 3x - last vs. Florida State (1/5/19)
Blocks	1, 3x - last vs. Morgan State (12/3/18)
Steals	2 vs. Savannah State (12/19/17)
Minutes	20 vs. Morgan State (12/3/18)

## SEASON HIGHS

Points	8 vs. Morgan State (12/3/18)
FGs	2, 2x - last vs. Morgan State (12/3/18)
3FGs	1 vs. Towson (11/6/18)
FTs	4 vs. Morgan State (12/3/18)
Rebounds	4 vs. Morgan State (12/3/18)
Assists	4 vs. Coppin State (11/16/18)
Turnovers	2, 2x - last vs. Florida State (1/5/19)
Blocks	1 vs. Morgan State (12/3/18)
Steals	N/A
Minutes	20 vs. Morgan State (12/3/18)

# Mamadi DIAKITE

F • 6-9 • 228 • R-Junior • Conakry, Guinea, Africa • Blue Ridge School

# 25

## 2018-19 HIGHLIGHTS

- Played 24 games, starting 16
- Recorded a block in 17th straight game vs. Notre Dame (2/16/19), longest streak since Ralph Sampson in 1981-83 (50 games)
- Had two points and two rebounds vs. Towson (11/6/18)
- Scored 10 points vs. George Washington (11/11/18)
- Netted a career-high 18 points vs. Coppin State (11/16/18)
- Recorded six points, five rebounds and one block vs. VCU (12/9/18)
- Scored 10 points at South Carolina (12/19/18)
- Dished out career-best two assists and six boards vs. William & Mary (12/22/18)
- Tallied nine points and career-best three steals vs. Marshall (12/31/18)
- Matched a career high with 18 points at Boston College (1/9/19)
- Scored 11 points, including UVA's first seven, and matched a career high with seven rebounds vs. Wake Forest (1/22/19)
- Tallied 10 points and matched career highs in blocked shots (4) and rebounds (7) at Notre Dame (1/26/19)
- Blocked three shots vs. Miami (2/2/19)
- Tied career high with four blocked shots at North Carolina (2/11/19)

## 2018-19 GAME-BY-GAME

Opponent	GP-GS	FG	3FG	FT	O-D	Reb	A	TO	Blk	Stl	PF	Min	Pts
Towson	1-0	1-3	0-2	0-0	0-2	2	1	0	0	0	3	16	2
George Washington	2-0	5-8	0-1	0-0	2-1	3	0	2	2	0	3	17	10
Coppin State	3-1	7-9	2-2	2-2	2-1	3	1	2	2	0	2	22	18
Middle Tenn.	4-2	4-7	0-0	0-0	0-2	2	0	0	0	0	3	17	8
Dayton	5-3	0-2	0-0	0-0	1-0	1	0	0	0	0	3	8	0
Wisconsin	6-3	2-2	0-0	2-2	0-2	2	0	1	0	1	0	17	6
at Maryland	7-3	0-2	0-0	0-0	0-1	1	1	1	0	0	4	10	0
Morgan State	8-3	1-3	0-0	1-1	0-3	3	1	2	1	0	2	13	3
VCU	9-3	2-4	0-0	2-2	2-3	5	0	1	1	0	1	22	6
at South Carolina	10-4	5-6	0-0	0-1	1-4	5	1	1	1	1	4	22	10
William & Mary	11-5	3-5	0-0	0-0	0-6	6	2	0	1	0	2	24	6
Marshall	12-6	4-6	1-1	0-0	2-2	4	0	1	2	3	0	21	9
Florida State	13-7	2-6	0-0	2-3	1-3	4	0	1	1	1	2	25	6
at Boston College	14-8	9-12	0-0	0-0	3-4	7	0	1	2	1	3	25	18
at Clemson	15-9	0-2	0-0	0-0	1-4	5	0	1	1	0	2	19	0
Virginia Tech	16-10	2-4	0-1	0-0	2-1	3	0	0	1	0	1	16	4
at Duke	17-11	1-5	0-2	0-0	0-1	1	0	0	1	0	4	17	2
Wake Forest	18-12	4-9	0-0	3-3	6-1	7	0	0	1	0	1	22	11
at Notre Dame	19-13	4-6	1-1	1-2	2-5	7	0	1	4	0	0	21	10
at NC State	20-14	4-7	0-0	0-0	3-2	5	0	0	4	0	3	20	8
Miami	21-15	4-7	0-0	3-4	5-1	6	0	2	3	0	4	31	11
Duke	22-16	3-4	1-1	0-0	0-3	3	1	1	1	0	1	10	7
at No. Carolina	23-16	2-3	0-0	2-2	0-2	2	0	1	4	0	0	23	6
Notre Dame	24-16	2-5	0-0	1-2	1-4	5	0	1	2	1	4	27	5

## CAREER HIGHS

Points	18, 2x - last at Boston College (1/9/19)
FGs	9 at Boston College (1/9/19)
3FGs	2, 2x - last vs. Coppin State (11/16/18)
FTs	4 vs. Louisville (1/31/18)
Rebounds	7, 3x - last at Notre Dame (1/26/19)
Assists	2 vs. William & Mary (12/22/18)
Turnovers	4 vs. Wisconsin (11/28/17)
Blocks	4, 4x - last at North Carolina (2/11/19)
Steals	3 vs. Marshall (12/31/18)
Minutes	31 vs. Miami (2/2/19)

## SEASON HIGHS

Points	18, 2x - last at Boston College (1/9/19)
FGs	9 at Boston College (1/9/19)
3FGs	2 vs. Coppin State (11/16/18)
FTs	3, 2x - last vs. Miami (2/2/19)
Rebounds	7, 2x - last at Notre Dame (1/26/19)
Assists	2 vs. William & Mary (12/22/18)
Turnovers	2, 4x - last vs. Miami (2/2/19)
Blocks	4, 4x - last at North Carolina (2/11/19)
Steals	3 vs. Marshall (12/31/18)
Minutes	31 vs. Miami (2/2/19)

# Jay HUFF

F • 7-1 • 232 • R-Sophomore • Durham, N.C. • Voyager Academy

# 30

## 2018-19 HIGHLIGHTS

- Played 21 games
- Tallied eight points in eight minutes vs. Towson (11/6/18)
- Scored nine points on 4-5 shooting with four rebounds vs. Coppin State (11/16/18)
- Blocked three shots in 14 minutes vs. Morgan State (12/3/18)
- Registered season-high 14 points and career-high eight rebounds vs. Marshall (12/31/18)
- Tallied five points at Boston College (1/9/19)
- Registered 11 points, seven rebounds and one blocked shot in 10 second half minutes at Clemson (1/12/19)
- Provided seven points and a block vs. Virginia Tech (1/15/19)
- Scored game-high 12 points, including an 8-0 run in the first half vs. Wake Forest (1/22/19)
- Knocked down two 3FGs vs. Duke (2/9/19)

## 2018-19 GAME-BY-GAME

Opponent	GP-GS	FG	3FG	FT	O-D	Reb	A	TO	Blk	Stl	PF	Min	Pts
Towson	1-0	3-4	1-1	1-2	1-0	1	0	0	0	0	1	8	8
George Washington	2-0	1-2	0-1	1-2	0-3	3	1	0	1	0	3	16	3
Coppin State	3-0	4-5	1-1	0-1	1-3	4	0	0	0	0	1	16	9
Middle Tenn.	4-0	1-2	0-0	1-2	2-1	3	0	0	2	0	1	7	3
Dayton	5-0	0-0	0-0	0-0	0-1	1	0	1	0	0	0	5	0
Wisconsin	DNP												
at Maryland	DNP												
Morgan State	6-0	1-1	0-0	0-0	0-2	2	0	1	3	0	1	14	2
VCU	7-0	0-0	0-0	0-0	0-0	0	0	0	0	0	1	2	0
at South Carolina	DNP												
William & Mary	8-0	1-2	1-1	0-0	0-1	1	0	1	0	0	1	5	3
Marshall	9-0	4-8	0-2	6-6	5-3	8	2	1	2	0	4	13	14
Florida State	10-0	0-0	0-0	0-0	0-0	0	0	0	1	0	2	5	0
at Boston College	11-0	2-2	1-1	0-0	0-1	1	0	2	0	0	3	6	5
at Clemson	12-0	4-5	1-2	2-4	1-6	7	0	0	1	0	1	10	11
Virginia Tech	13-0	3-3	1-1	0-0	0-2	2	0	0	1	0	0	11	7
at Duke	14-0	2-2	0-0	0-0	0-1	1	0	1	2	0	2	7	4
Wake Forest	15-0	4-6	1-1	3-3	0-2	2	0	0	2	0	2	13	12
at Notre Dame	16-0	1-5	0-2	0-0	1-1	2	1	0	1	0	0	10	2
at NC State	17-0	3-3	0-0	2-3	0-1	1	0	1	1	0	4	15	8
Miami	18-0	0-2	0-1	0-0	1-1	2	1	1	0	0	0	10	0
Duke	19-0	3-6	2-2	0-0	1-1	2	1	1	1	0	3	14	8
at No. Carolina	20-0	1-3	0-1	0-1	0-2	2	0	1	0	1	0	8	2
Notre Dame	21-0	0-0	0-0	0-0	0-0	0	0	0	0	0	0	3	0

## CAREER HIGHS

Points	16 vs. Austin Peay (11/13/17)
FGs	7 vs. Austin Peay (11/13/17)
3FGs	2, 2x - last vs. Duke (2/9/19)
FTs	6 vs. Marshall (12/31/18)
Rebounds	8 vs. Marshall (12/31/18)
Assists	2, 2x - last vs. Marshall (12/31/18)
Turnovers	2, 2x - last at Boston College (1/9/19)
Blocks	5 vs. Austin Peay (11/13/17)
Steals	1 at North Carolina (2/11/19)
Minutes	24 vs. Austin Peay (11/13/17)

## SEASON HIGHS

Points	14 vs. Marshall (12/31/18)
FGs	4, 4x - last vs. Wake Forest (1/22/19)
3FGs	2 vs. Duke (2/9/19)
FTs	6 vs. Marshall (12/31/18)
Rebounds	8 vs. Marshall (12/31/18)
Assists	2 vs. Marshall (12/31/18)
Turnovers	2 at Boston College (1/9/19)
Blocks	3 vs. Morgan State (12/3/18)
Steals	1 at North Carolina (2/11/19)
Minutes	16, 2x - last vs. Coppin State (11/16/18)

# Jack SALT

C • 6-10 • 250 • R-Senior • Auckland, New Zealand • Westlake

# 33

## 2018-19 HIGHLIGHTS

- Played 23 games, starting 21
- Totaled four points and three rebounds vs. George Washington (11/6/18)
- Missed the Coppin State with back stiffness, ending his 70-game starting streak
- Scored a career-high 12 points, including 10 in the second half, and had seven rebounds at Maryland (11/28/18)
- Grabbed seven rebounds vs. VCU (12/9/18)
- Pulled down a season-high nine rebounds at South Carolina (12/19/18)
- Scored seven points at Boston College (1/9/19)
- Tallied seven points and eight rebounds at Clemson (1/12/19)
- Recoreded seven points and nine rebounds vs. Miami (2/2/19)
- Matched a career-high with two steals vs. Duke (2/9/18)

## 2018-19 GAME-BY-GAME

Opponent	GP-GS	FG	3FG	FT	O-D	Reb	A	TO	Blk	Stl	PF	Min	Pts
Towson	1-1	1-1	0-0	1-2	2-1	3	0	2	1	0	3	14	3
George Washington	2-2	1-5	0-0	2-2	0-3	3	1	1	0	0	3	21	4
Coppin State	DNP												
Middle Tenn.	3-2	2-3	0-0	0-3	2-2	4	0	0	1	0	1	14	4
Dayton	4-2	1-2	0-0	0-0	1-3	4	0	1	0	0	4	20	2
Wisconsin	5-3	1-4	0-0	0-0	4-1	5	0	1	1	1	4	26	2
at Maryland	6-4	6-7	0-0	0-1	3-4	7	1	0	1	1	3	34	12
Morgan State	7-5	2-3	0-0	2-2	1-3	4	2	0	0	1	2	13	6
VCU	8-6	0-1	0-0	1-3	3-4	7	0	2	1	0	2	20	1
at South Carolina	9-7	1-3	0-0	2-4	2-7	9	2	0	1	1	3	33	4
William & Mary	10-8	3-5	0-0	0-0	2-0	2	0	2	0	0	4	15	6
Marshall	11-9	1-2	0-0	0-0	1-2	3	4	0	0	0	0	16	2
Florida State	12-10	0-2	0-0	2-2	2-3	5	1	0	0	0	2	22	2
at Boston College	13-11	3-3	0-0	1-2	1-1	2	0	1	1	1	3	14	7
at Clemson	14-12	3-5	0-0	1-3	3-5	8	0	2	0	0	3	21	7
Virginia Tech	15-13	2-3	0-0	0-0	3-2	5	0	0	0	0	3	17	4
at Duke	16-14	2-2	0-0	1-2	1-3	4	0	1	0	0	2	28	5
Wake Forest	17-15	3-5	0-0	1-2	2-6	8	0	1	1	1	2	20	7
at Notre Dame	18-16	2-4	0-0	0-0	3-0	3	1	1	0	0	0	20	4
at NC State	19-17	2-2	0-0	1-2	1-3	4	0	2	0	0	5	18	5
Miami	20-18	3-5	0-0	1-1	2-7	9	0	1	0	0	1	18	7
Duke	21-19	3-4	0-0	0-2	2-0	2	2	0	0	2	1	23	6
at No. Carolina	22-20	1-1	0-0	0-0	2-1	3	0	0	0	0	2	10	2
Notre Dame	23-21	1-1	0-0	0-0	0-1	1	1	0	0	0	1	13	2

## CAREER HIGHS

Points	12 at Maryland (11/28/18)
FGs	6 at Maryland (11/28/18)
3FGs	N/A
FTs	4 vs. UNCG (11/10/17)
Rebounds	10 vs. Florida (3/18/17)
Assists	4 vs. Marshall (12/31/18)
Turnovers	3, 2x - last at West Virginia (12/5/17)
Blocks	3 vs. Savannah State (12/19/17)
Steals	2, 2x - last vs. Duke (2/9/18)
Minutes	35 vs. Georgia Tech (1/21/17)

## SEASON HIGHS

Points	12 at Maryland (11/28/18)
FGs	6 at Maryland (11/28/18)
3FGs	N/A
FTs	2, 4x - last vs. Florida State (1/5/19)
Rebounds	9, 2x - last vs. Miami (2/2/19)
Assists	4 vs. Marshall (12/31/18)
Turnovers	2, 4x - last at Clemson (1/12/19)
Blocks	1, 8x - last vs. Wake Forest (1/22/19)
Steals	2 vs. Duke (2/9/18)
Minutes	34 at Maryland (11/28/18)

# Austin KATSTRA

F • 6-6 • 217 • Sophomore • Charlottesville, Va. • Albemarle

# 45

## 2018-19 HIGHLIGHTS

- Has appeared in nine contests
- Awarded a scholarship on 1/13/19
- Scored three points in seven minutes vs. Coppin State (11/16/18)
- Added a 3-pointer and an assist vs. Morgan State (12/3/18)

## 2018-19 GAME-BY-GAME

Opponent	GP-GS	FG	3FG	FT	O-D	Reb	A	TO	Blk	Stl	PF	Min	Pts
Towson	1-0	1-1	0-0	0-0	0-2	2	1	0	1	0	0	3	2
George Washington	2-0	0-0	0-0	0-0	0-0	0	0	1	0	0	0	0	2
Coppin State	3-0	1-2	1-2	0-0	0-0	0	1	0	0	0	0	7	3
Middle Tenn.	4-0	0-1	0-1	0-0	0-1	1	0	0	0	0	0	2	0
Dayton	DNP												
Wisconsin	DNP												
at Maryland	DNP												
Morgan State	5-0	1-1	0-0	0-0	0-0	0	1	0	0	0	1	3	2
VCU	DNP												
at South Carolina	DNP												
William & Mary	6-0	0-1	0-1	0-0	0-1	1	0	0	0	0	0	2	0
Marshall	7-0	0-2	0-2	0-0	0-0	0	0	0	0	0	0	2	0
Florida State	8-0	0-0	0-0	0-0	0-0	0	0	0	0	0	1	1	0
at Boston College	DNP												
at Clemson	DNP												
Virginia Tech	DNP												
at Duke	DNP												
Wake Forest	9-0	0-1	0-1	0-0	0	0	0	0	0	0	0	1	0
at Notre Dame	DNP												
at NC State	DNP												
Miami	DNP												
Duke	DNP												
at No. Carolina	DNP												
Notre Dame	DNP												

## CAREER HIGHS

Points	3, 2x - last vs. Coppin State (11/16/18)\
FGs	1, 5x - last vs. Morgan State (12/3/18)
3FGs	1, 2x - last vs. Coppin State (11/16/18)
FTs	1 vs. Hampton (12/22/17)
Rebounds	2 vs. Towson (11/6/18)
Assists	1, 3x - last vs. Coppin State (11/16/18)
Turnovers	1, 2x - last vs. George Washington (11/11/18)
Blocks	1 vs. Towson (11/6/18)
Steals	1 vs. Austin Peay (11/13/17)
Minutes	7 vs. Coppin State (11/16/18)

## SEASON HIGHS

Points	3 vs. Coppin State (11/16/18)
FGs	1, 2x - last vs. Morgan State (12/3/18)
3FGs	1 vs. Coppin State (11/16/18)
FTs	N/A
Rebounds	2 vs. Towson (11/6/18)
Assists	1, 3x - last vs. Coppin State (11/16/18)
Turnovers	1 vs. George Washington (11/11/18)
Blocks	1 vs. Towson (11/6/18)
Steals	N/A
Minutes	7 vs. Coppin State (11/16/18)



2018-19 Virginia Basketball  
Virginia Combined Team Statistics (as of Feb 16, 2019)  
All games



RECORD:	OVERALL	HOME	AWAY	NEUTRAL
ALL GAMES	22-2	12-1	7-1	3-0
CONFERENCE	10-2	5-1	5-1	0-0
NON-CONFERENCE	12-0	7-0	2-0	3-0

#	Player	gp-gs	min	avg	Total		3-Point		F-Throw		Rebounds			pf	dq	a	to	blk	stl	pts	avg	
					fg-fga	fg%	3fg-fga	3fg%	ft-fa	ft%	off	def	tot									avg
05	Kyle Guy	24-24	817	34.0	125-275	.455	72-165	.436	41-49	.837	17	85	102	4.3	26	0	51	34	1	15	363	15.1
12	De'Andre Hunter	24-24	752	31.3	127-238	.534	25-54	.463	80-102	.784	34	98	132	5.5	49	2	52	28	9	15	359	15.0
11	Ty Jerome	23-23	746	32.4	104-240	.433	47-112	.420	44-59	.746	11	87	98	4.3	36	0	117	40	0	35	299	13.0
25	Mamadi Diakite	24-16	468	19.5	71-127	.559	5-11	.455	19-24	.792	33	59	92	3.8	54	0	8	22	35	10	166	6.9
02	Braxton Key	24-5	532	22.2	55-126	.437	11-42	.262	37-48	.771	34	111	145	6.0	45	0	30	17	14	27	158	6.6
30	Jay Huff	21-0	198	9.4	38-61	.623	9-17	.529	16-24	.667	13	32	45	2.1	31	0	6	11	18	2	101	4.8
33	Jack Salt	23-21	450	19.6	44-73	.603	0-0	.000	16-33	.485	43	62	105	4.6	53	1	15	18	8	8	104	4.5
00	Kiheï Clark	24-7	615	25.6	32-101	.317	18-54	.333	22-28	.786	4	42	46	1.9	31	0	52	28	0	20	104	4.3
23	Kody Stattmann	13-0	55	4.2	8-19	.421	4-14	.286	8-9	.889	2	7	9	0.7	5	0	2	3	0	1	28	2.2
01	Grant Kersey	8-0	14	1.8	3-3	1.000	2-2	1.000	5-5	1.000	1	1	2	0.3	0	0	1	2	0	1	13	1.6
24	Marco Anthony	17-0	100	5.9	5-20	.250	1-6	.167	7-9	.778	0	10	10	0.6	5	0	10	6	1	0	18	1.1
45	Austin Katstra	9-0	24	2.7	3-9	.333	1-7	.143	0-0	.000	1	4	5	0.6	4	0	3	1	1	0	7	0.8
10	Jayden Nixon	10-0	32	3.2	2-9	.222	0-3	.000	2-4	.500	2	5	7	0.7	9	0	0	4	1	1	6	0.6
01	Francesco Badocchi	8-0	22	2.8	2-4	.500	0-1	.000	0-0	.000	3	2	5	0.6	2	0	0	0	0	0	4	0.5
Team											26	24	50				7					
Total.....		24	4825		619-1305	.474	195-488	.400	297-394	.754	224	629	853	35.5	350	3	347	221	88	135	1730	72.1
Opponents.....		24	4829		471-1254	.376	134-502	.267	230-358	.642	212	502	714	29.8	383	-	210	271	65	128	1306	54.4

TEAM STATISTICS	VA	OPP	Date	Opponent	Score	Att.
SCORING	1730	1306	11/06/18	TOWSON	w 73-42	13807
Points per game	72.1	54.4	11/11/18	GEORGE WASHINGTON	w 76-57	13574
Scoring margin	+17.7	-	11/16/18	COPPIN ST.	w 97-40	13971
FIELD GOALS-ATT	619-1305	471-1254	! 11/21/18	vs Middle Tennessee	w 74-52	1115
Field goal pct	.474	.376	! 11/22/18	vs Dayton	w 66-59	2258
3 POINT FG-ATT	195-488	134-502	! 11/23/18	vs Wisconsin	w 53-46	2249
3-point FG pct	.400	.267	11/28/18	at Maryland	w 76-71	17950
3-pt FG made per game	8.1	5.6	12/03/18	MORGAN ST.	w 83-45	13397
FREE THROWS-ATT	297-394	230-358	12/09/18	VCU	w 57-49	13648
Free throw pct	.754	.642	12/19/18	at South Carolina	w 69-52	12291
F-Throws made per game	12.4	9.6	12/22/18	WILLIAM & MARY	w 72-40	14623
REBOUNDS	853	714	12/31/18	MARSHALL	w 100-64	14623
Rebounds per game	35.5	29.8	* 01/05/19	FLORIDA ST.	w 65-52	14623
Rebounding margin	+5.8	-	* 01/09/19	at Boston College	w 83-56	5738
ASSISTS	347	210	* 01/12/19	at Clemson	w 63-43	9242
Assists per game	14.5	8.8	* 01/15/19	VIRGINIA TECH	w 81-59	14623
TURNOVERS	221	271	* 01/19/19	at Duke	L 70-72	9314
Turnovers per game	9.2	11.3	* 01/22/19	WAKE FOREST	w 68-45	14273
Turnover margin	+2.1	-	* 01/26/19	at Notre Dame	w 82-55	9149
Assist/turnover ratio	1.6	0.8	* 01/29/19	at NC State	Wot 66-65	18211
STEALS	135	128	* 02/02/19	MIAMI (FL)	w 56-46	13978
Steals per game	5.6	5.3	* 02/09/19	DUKE	L 71-81	14629
BLOCKS	88	65	* 02/11/19	at North Carolina	w 69-61	21386
Blocks per game	3.7	2.7	* 02/16/19	NOTRE DAME	w 60-54	13448
ATTENDANCE	183217	108903				
Home games-Avg/Game	13-14094	8-12910				
Neutral site-Avg/Game	-	3-1874				

! = Battle 4 Atlantis (Nassau, Bahamas)  
\* = Conference game

Score by Periods	1st	2nd	OT	Totals
Virginia	866	853	11	1730
Opponents	588	708	10	1306



2018-19 Virginia Basketball  
Virginia Combined Team Statistics (as of Feb 16, 2019)  
Conference games



RECORD:	OVERALL	HOME	AWAY	NEUTRAL
ALL GAMES	10-2	5-1	5-1	0-0
CONFERENCE	10-2	5-1	5-1	0-0
NON-CONFERENCE	0-0	0-0	0-0	0-0

#	Player	gp-gs	min	avg	Total		3-Point		F-Throw		Rebounds				pf	dq	a	to	blk	stl	pts	avg
					fg-fga	fg%	3fg-fga	3fg%	ft-fa	ft%	off	def	tot	avg								
12	De'Andre Hunter	12-12	411	34.2	67-126	.532	14-28	.500	37-50	.740	13	59	72	6.0	25	1	24	16	5	6	185	15.4
05	Kyle Guy	12-12	424	35.3	63-143	.441	36-86	.419	16-20	.800	7	47	54	4.5	12	0	27	17	1	9	178	14.8
11	Ty Jerome	11-11	378	34.4	48-115	.417	20-47	.426	13-18	.722	5	42	47	4.3	18	0	66	21	0	10	129	11.7
25	Mamadi Diakite	12-10	257	21.4	37-70	.529	2-5	.400	12-16	.750	24	31	55	4.6	27	0	1	11	25	4	88	7.3
02	Braxton Key	12-0	281	23.4	30-69	.435	5-22	.227	18-23	.783	18	62	80	6.7	19	0	19	9	11	11	83	6.9
30	Jay Huff	12-0	112	9.3	23-37	.622	6-11	.545	7-11	.636	4	18	22	1.8	18	0	3	7	10	1	59	4.9
33	Jack Salt	12-12	222	18.5	25-37	.676	0-0	.000	8-16	.500	22	32	54	4.5	25	1	5	9	2	4	58	4.8
00	Kiheï Clark	12-3	283	23.6	14-46	.304	10-26	.385	5-7	.714	2	18	20	1.7	14	0	21	15	0	9	43	3.6
23	Kody Stattmann	6-0	13	2.2	2-4	.500	2-3	.667	0-1	.000	0	3	3	0.5	2	0	0	2	0	0	6	1.0
24	Marco Anthony	7-0	17	2.4	0-5	.000	0-2	.000	3-4	.750	0	1	1	0.1	0	0	0	3	0	0	3	0.4
01	Francesco Badocchi	6-0	16	2.7	1-2	.500	0-1	.000	0-0	.000	1	1	2	0.3	0	0	0	0	0	0	2	0.3
45	Austin Katstra	2-0	3	1.5	0-1	.000	0-1	.000	0-0	.000	1	0	1	0.5	1	0	0	0	0	0	0	0.0
10	Jayden Nixon	3-0	6	2.0	0-0	.000	0-0	.000	0-0	.000	0	0	0	0.0	4	0	0	1	0	0	0	0.0
13	Grant Kersey	2-0	2	1.0	0-0	.000	0-0	.000	0-0	.000	0	1	1	0.5	0	0	0	1	0	0	0	0.0
Team											15	11	26				6					
Total.....		12	2425		310-655	.473	95-232	.409	119-166	.717	112	326	438	36.5	165	2	166	118	54	54	834	69.5
Opponents.....		12	2425		242-645	.375	80-283	.283	125-190	.658	110	255	365	30.4	165	-	114	113	33	71	689	57.4

TEAM STATISTICS	VA	OPP	Date	Opponent	Score	Att.
SCORING	834	689	* 01/05/19	FLORIDA ST.	w 65-52	14623
Points per game	69.5	57.4	* 01/09/19	at Boston College	w 83-56	5738
Scoring margin	+12.1	-	* 01/12/19	at Clemson	w 63-43	9242
FIELD GOALS-ATT	310-655	242-645	* 01/15/19	VIRGINIA TECH	w 81-59	14623
Field goal pct	.473	.375	* 01/19/19	at Duke	L 70-72	9314
3 POINT FG-ATT	95-232	80-283	* 01/22/19	WAKE FOREST	w 68-45	14273
3-point FG pct	.409	.283	* 01/26/19	at Notre Dame	w 82-55	9149
3-pt FG made per game	7.9	6.7	* 01/29/19	at NC State	wot 66-65	18211
FREE THROWS-ATT	119-166	125-190	* 02/02/19	MIAMI (FL)	w 56-46	13978
Free throw pct	.717	.658	* 02/09/19	DUKE	L 71-81	14629
F-Throws made per game	9.9	10.4	* 02/11/19	at North Carolina	w 69-61	21386
REBOUNDS	438	365	* 02/16/19	NOTRE DAME	w 60-54	13448
Rebounds per game	36.5	30.4				
Rebounding margin	+6.1	-				
ASSISTS	166	114				
Assists per game	13.8	9.5				
TURNOVERS	118	113				
Turnovers per game	9.8	9.4				
Turnover margin	-0.4	-				
Assist/turnover ratio	1.4	1.0				
STEALS	54	71				
Steals per game	4.5	5.9				
BLOCKS	54	33				
Blocks per game	4.5	2.8				
ATTENDANCE	85574	73040				
Home games-Avg/Game	6-14262	6-12173				
Neutral site-Avg/Game	-	0-0				

! = Battle 4 Atlantis (Nassau, Bahamas)  
\* = Conference game

Score by Periods	1st	2nd	OT	Totals
Virginia	421	402	11	834
Opponents	319	360	10	689



2018-19 Virginia Basketball  
Virginia Team Game-by-Game (as of Feb 16, 2019)  
All games



TEAM STATISTICS

Opponent	Date	Score		Total		3-Pointers		Free throws		Rebounds				pf	a	t/o	blk	stl	pts	avg
				fg-fga	pct	3fg-fga	pct	ft-fa	pct	off	def	tot	avg							
TOWSON	11/06/18	73-42	W	26-54	.481	10-26	.385	11-18	.611	11	24	35	35.0	19	19	5	3	6	73	73.0
GEORGE WASHINGTON	11/11/18	76-57	W	30-55	.545	8-19	.421	8-13	.615	6	26	32	33.5	22	18	12	3	7	76	74.5
COPPIN ST.	11/16/18	97-40	W	35-58	.603	15-25	.600	12-15	.800	5	30	35	34.0	8	24	4	5	8	97	82.0
vs Middle Tennessee	11/21/18	74-52	W	26-56	.464	8-23	.348	14-20	.700	12	26	38	35.0	11	16	13	4	8	74	80.0
vs Dayton	11/22/18	66-59	W	21-49	.429	7-20	.350	17-22	.773	14	16	30	34.0	14	8	9	0	6	66	77.2
vs Wisconsin	11/23/18	53-46	W	20-54	.370	4-17	.235	9-12	.750	7	24	31	33.5	9	10	5	2	9	53	73.2
at Maryland	11/28/18	76-71	W	28-59	.475	10-22	.455	10-15	.667	9	14	23	32.0	19	15	2	2	7	76	73.6
MORGAN ST.	12/03/18	83-45	W	27-50	.540	8-22	.364	21-23	.913	3	30	33	32.1	15	17	13	5	9	83	74.8
VCU	12/09/18	57-49	W	13-44	.295	5-18	.278	26-30	.867	12	26	38	32.8	18	9	12	2	4	57	72.8
at South Carolina	12/19/18	69-52	W	26-59	.441	8-24	.333	9-13	.692	10	23	33	32.8	15	15	5	2	6	69	72.4
WILLIAM & MARY	12/22/18	72-40	W	24-50	.480	5-13	.385	19-21	.905	9	33	42	33.6	17	12	7	1	4	72	72.4
MARSHALL	12/31/18	100-64	W	33-62	.532	12-27	.444	22-26	.846	14	31	45	34.6	18	18	16	5	7	100	74.7
FLORIDA ST.	01/05/19	65-52	W	21-52	.404	7-16	.438	16-18	.889	9	27	36	34.7	16	12	11	2	4	65	73.9
at Boston College	01/09/19	83-56	W	33-55	.600	8-19	.421	9-14	.643	8	33	41	35.1	16	17	11	6	5	83	74.6
at Clemson	01/12/19	63-43	W	23-57	.404	10-23	.435	7-12	.583	10	36	46	35.9	13	11	8	2	4	63	73.8
VIRGINIA TECH	01/15/19	81-59	W	31-53	.585	13-24	.542	6-6	1.000	8	19	27	35.3	10	18	9	2	4	81	74.2
at Duke	01/19/19	70-72	L	28-53	.528	3-17	.176	11-17	.647	7	23	30	35.0	20	8	8	4	4	70	74.0
WAKE FOREST	01/22/19	68-45	W	22-57	.386	7-21	.333	17-21	.810	12	29	41	35.3	15	14	7	6	6	68	73.7
at Notre Dame	01/26/19	82-55	W	35-67	.522	8-18	.444	4-7	.571	11	34	45	35.8	9	12	2	5	2	82	74.1
at NC State	01/29/19	66-65	Wot	24-52	.462	4-10	.400	14-19	.737	11	28	39	36.0	22	15	16	6	2	66	73.7
MIAMI (FL)	02/02/19	56-46	W	22-52	.423	6-17	.353	6-10	.600	12	30	42	36.3	10	16	14	6	5	56	72.9
DUKE	02/09/19	71-81	L	28-60	.467	10-24	.417	5-7	.714	14	14	28	35.9	17	15	14	5	8	71	72.8
at North Carolina	02/11/19	69-61	W	24-45	.533	11-20	.550	10-18	.556	3	24	27	35.5	11	16	10	6	5	69	72.6
NOTRE DAME	02/16/19	60-54	W	19-52	.365	8-23	.348	14-17	.824	7	29	36	35.5	6	12	8	4	5	60	72.1
Virginia		1730		619-1305	.474	195-488	.400	297-394	.754	224	629	853	35.5	350	347	221	88	135	1730	72.1
Opponents		1306		471-1254	.376	134-502	.267	230-358	.642	212	502	714	29.8	383	210	271	65	128	1306	54.4

Games played: 24  
Points/game: 72.1  
FG Pct: 47.4  
3FG Pct: 40.0  
FT Pct: 75.4

Rebounds/game: 35.5  
Assists/game: 14.5  
Turnovers/game: 9.2  
Assist/turnover ratio: 1.6  
Steals/game: 5.6  
Blocks/game: 3.7



2018-19 Virginia Basketball  
Virginia Points-Rebounds-Assists (as of Feb 16, 2019)  
All games



Opponent	Date	Score		00 CLARK,KIHE	01 BADOCCHI,F	02 KEY,BRAXTO	05 GUY,KYLE	10 NIXON,JAYD	11 JEROME,TY	12 HUNTER,DE'
TOWSON	11/06/18	73-42	w	4-1-6	DNP	7-9-1	8-2-3	1-0-0	20-3-4	13-10-1
GEORGE WASHINGTON	11/11/18	76-57	w	2-2-3	DNP	5-3-1	20-6-4	0-0-0	20-6-7	10-4-0
COPPIN ST.	11/16/18	97-40	w	9-2-2	DNP	7-7-1	7-6-5	2-3-0	11-4-6	20-1-3
vs Middle Tennessee	11/21/18	74-52	w	7-2-1	DNP	13-7-2	15-2-1	0-0-0	7-1-3	15-8-9
vs Dayton	11/22/18	66-59	w	9-5-2	DNP	3-6-2	14-3-1	DNP	15-1-2	23-6-1
vs Wisconsin	11/23/18	53-46	w	5-5-2	DNP	0-0-0	9-3-3	DNP	11-4-5	20-9-0
at Maryland	11/28/18	76-71	w	4-2-4	DNP	10-1-0	18-3-3	DNP	17-3-1	15-5-4
MORGAN ST.	12/03/18	83-45	w	3-2-2	DNP	6-9-1	15-1-2	1-0-0	8-3-5	15-1-1
VCU	12/09/18	57-49	w	9-2-4	DNP	3-4-1	15-6-1	DNP	14-8-3	9-4-0
at South Carolina	12/19/18	69-52	w	2-0-2	DNP	5-7-0	18-1-0	DNP	25-6-7	5-3-3
WILLIAM & MARY	12/22/18	72-40	w	2-1-1	0-2-0	9-4-0	16-7-1	2-3-0	8-9-4	18-4-3
MARSHALL	12/31/18	100-64	w	5-2-2	2-1-0	7-8-2	30-8-0	0-1-0	14-3-4	11-5-3
FLORIDA ST.	01/05/19	65-52	w	0-1-1	2-0-0	20-6-0	21-5-3	0-0-0	6-4-6	6-6-1
at Boston College	01/09/19	83-56	w	0-0-4	0-0-0	9-9-2	10-8-5	DNP	13-4-4	18-6-2
at Clemson	01/12/19	63-43	w	5-1-1	0-0-0	7-8-3	13-3-1	DNP	8-3-5	12-7-1
VIRGINIA TECH	01/15/19	81-59	w	9-2-1	0-0-0	7-1-2	15-5-1	DNP	14-4-12	21-5-2
at Duke	01/19/19	70-72	L	2-1-1	DNP	11-6-2	14-6-1	DNP	14-4-4	18-4-0
WAKE FOREST	01/22/19	68-45	w	0-0-0	0-0-0	4-7-1	12-4-3	0-0-0	10-3-5	11-7-5
at Notre Dame	01/26/19	82-55	w	12-1-1	0-2-0	4-6-1	15-5-0	0-0-0	13-9-6	19-7-2
at NC State	01/29/19	66-65	w	0-1-1	DNP	8-8-1	10-6-3	DNP	12-6-6	15-5-4
MIAMI (FL)	02/02/19	56-46	w	9-5-6	DNP	5-8-4	10-4-3	DNP	DNP	14-6-2
DUKE	02/09/19	71-81	L	3-1-1	DNP	4-10-2	16-0-3	DNP	16-3-4	11-4-1
at North Carolina	02/11/19	69-61	w	3-2-2	DNP	1-6-0	20-2-1	DNP	15-4-11	20-5-2
NOTRE DAME	02/16/19	60-54	w	0-5-2	DNP	3-5-1	22-6-3	DNP	8-3-3	20-10-2

Opponent	Date	Score		13 KERSEY,GRA	23 STATTMANN,	24 ANTHONY,MA	25 DIAKITE,MA	30 HUFF,JAY	33 SALT,JACK	45 KATSTRA,AU
TOWSON	11/06/18	73-42	w	0-0-0	0-0-1	5-1-1	2-2-1	8-1-0	3-3-0	2-2-1
GEORGE WASHINGTON	11/11/18	76-57	w	2-0-0	0-1-0	0-0-1	10-3-0	3-3-1	4-3-1	0-0-0
COPPIN ST.	11/16/18	97-40	w	3-0-0	6-2-1	2-2-4	18-3-1	9-4-0	DNP	3-0-1
vs Middle Tennessee	11/21/18	74-52	w	DNP	2-1-0	0-1-0	8-2-0	3-3-0	4-4-0	0-1-0
vs Dayton	11/22/18	66-59	w	DNP	DNP	DNP	0-1-0	0-1-0	2-4-0	DNP
vs Wisconsin	11/23/18	53-46	w	DNP	DNP	DNP	6-2-0	DNP	2-5-0	DNP
at Maryland	11/28/18	76-71	w	DNP	DNP	0-1-1	0-1-1	DNP	12-7-1	DNP
MORGAN ST.	12/03/18	83-45	w	5-0-1	9-1-0	8-4-1	3-3-1	2-2-0	6-4-2	2-0-1
VCU	12/09/18	57-49	w	DNP	DNP	0-0-0	6-5-0	0-0-0	1-7-0	DNP
at South Carolina	12/19/18	69-52	w	DNP	DNP	0-0-0	10-5-1	DNP	4-9-2	DNP
WILLIAM & MARY	12/22/18	72-40	w	0-0-0	2-1-0	0-0-1	6-6-2	3-1-0	6-2-0	0-1-0
MARSHALL	12/31/18	100-64	w	3-1-0	3-0-0	0-0-1	9-4-0	14-8-2	2-3-4	0-0-0
FLORIDA ST.	01/05/19	65-52	w	0-0-0	0-1-0	2-0-0	6-4-0	0-0-0	2-5-1	0-0-0
at Boston College	01/09/19	83-56	w	DNP	3-1-0	0-0-0	18-7-0	5-1-0	7-2-0	DNP
at Clemson	01/12/19	63-43	w	DNP	0-1-0	0-0-0	0-5-0	11-7-0	7-8-0	DNP
VIRGINIA TECH	01/15/19	81-59	w	DNP	0-0-0	0-0-0	4-3-0	7-2-0	4-5-0	DNP
at Duke	01/19/19	70-72	L	DNP	DNP	DNP	2-1-0	4-1-0	5-4-0	DNP
WAKE FOREST	01/22/19	68-45	w	DNP	0-0-0	1-0-0	11-7-0	12-2-0	7-8-0	0-1-0
at Notre Dame	01/26/19	82-55	w	0-1-0	3-0-0	0-1-0	10-7-0	2-2-1	4-3-1	DNP
at NC State	01/29/19	66-65	w	DNP	DNP	DNP	8-5-0	8-1-0	5-4-0	DNP
MIAMI (FL)	02/02/19	56-46	w	DNP	DNP	0-0-0	11-6-0	0-2-1	7-9-0	DNP
DUKE	02/09/19	71-81	L	DNP	DNP	DNP	7-3-1	8-2-1	6-2-2	DNP
at North Carolina	02/11/19	69-61	w	DNP	DNP	DNP	6-2-0	2-2-0	2-3-0	DNP
NOTRE DAME	02/16/19	60-54	w	DNP	DNP	DNP	5-5-0	0-0-0	2-1-1	DNP



2018-19 Virginia Basketball  
Virginia Game-by-Game Highs (as of Feb 16, 2019)  
All games



Opponent	Date	Score	Points	Rebounds	Assists	Steals	Blocked shots
TOWSON	11/06/18	73-42	20-Ty Jerome	10-De'Andre Hunter	6-Kihe Clark	2-Ty Jerome	1-Austin Katstra Jack Salt Braxton Key
GEORGE WASHINGTON	11/11/18	76-57	20-Ty Jerome Kyle Guy	6-Kyle Guy Ty Jerome	7-Ty Jerome	4-Ty Jerome	2-Mamadi Diakite
COPPIN ST.	11/16/18	97-40	20-De'Andre Hunter	7-Braxton Key	6-Ty Jerome	3-De'Andre Hunter	2-Braxton Key Mamadi Diakite
vs Middle Tennessee	11/21/18	74-52	15-Kyle Guy De'Andre Hunter	8-De'Andre Hunter	9-De'Andre Hunter	3-Kyle Guy	2-Jay Huff
vs Dayton	11/22/18	66-59	23-De'Andre Hunter	6-Braxton Key De'Andre Hunter	2-Ty Jerome Kihe Clark Braxton Key	4-Braxton Key	None
vs Wisconsin	11/23/18	53-46	20-De'Andre Hunter	9-De'Andre Hunter	5-Ty Jerome	3-Ty Jerome Kihe Clark	1-De'Andre Hunter Jack Salt
at Maryland	11/28/18	76-71	18-Kyle Guy	7-Jack Salt	4-De'Andre Hunter Kihe Clark	2-Braxton Key Kihe Clark	1-De'Andre Hunter Jack Salt
MORGAN ST.	12/03/18	83-45	15-De'Andre Hunter Kyle Guy	9-Braxton Key	5-Ty Jerome	5-Ty Jerome	3-Jay Huff
VCU	12/09/18	57-49	15-Kyle Guy	8-Ty Jerome	4-Kihe Clark	2-Ty Jerome Kihe Clark	1-Jack Salt Mamadi Diakite
at South Carolina	12/19/18	69-52	25-Ty Jerome	9-Jack Salt	7-Ty Jerome	2-Mamadi Diakite Braxton Key	1-Mamadi Diakite Jack Salt
WILLIAM & MARY	12/22/18	72-40	18-De'Andre Hunter	9-Ty Jerome	4-Ty Jerome	2-De'Andre Hunter Ty Jerome	1-Mamadi Diakite
MARSHALL	12/31/18	100-64	30-Kyle Guy	8-Jay Huff Braxton Key Kyle Guy	4-Ty Jerome Jack Salt	3-Ty Jerome Mamadi Diakite	2-Mamadi Diakite Jay Huff
FLORIDA ST.	01/05/19	65-52	21-Kyle Guy	6-De'Andre Hunter Braxton Key	6-Ty Jerome	1-Kihe Clark Braxton Key Mamadi Diakite Kyle Guy	1-Mamadi Diakite Jay Huff
at Boston College	01/09/19	83-56	18-Mamadi Diakite De'Andre Hunter	9-Braxton Key	5-Kyle Guy	2-Kyle Guy	2-Mamadi Diakite Braxton Key
at Clemson	01/12/19	63-43	13-Kyle Guy	8-Jack Salt Braxton Key	5-Ty Jerome	2-Braxton Key	1-Jay Huff Mamadi Diakite
VIRGINIA TECH	01/15/19	81-59	21-De'Andre Hunter	5-Kyle Guy Jack Salt De'Andre Hunter	12-Ty Jerome	2-Ty Jerome	1-Mamadi Diakite Jay Huff
at Duke	01/19/19	70-72	18-De'Andre Hunter	6-Braxton Key Kyle Guy	4-Ty Jerome	1-Kihe Clark Kyle Guy De'Andre Hunter Braxton Key	2-Jay Huff
WAKE FOREST	01/22/19	68-45	12-Kyle Guy Jay Huff	8-Jack Salt	5-De'Andre Hunter Ty Jerome	2-Kyle Guy	2-Jay Huff
at Notre Dame	01/26/19	82-55	19-De'Andre Hunter	9-Ty Jerome	6-Ty Jerome	1-Kihe Clark Ty Jerome	4-Mamadi Diakite
at NC State	01/29/19	66-65	15-De'Andre Hunter	8-Braxton Key	6-Ty Jerome	1-Kyle Guy Ty Jerome	4-Mamadi Diakite
MIAMI (FL)	02/02/19	56-46	14-De'Andre Hunter	9-Jack Salt	6-Kihe Clark	2-De'Andre Hunter Braxton Key	3-Mamadi Diakite
DUKE	02/09/19	71-81	16-Ty Jerome Kyle Guy	10-Braxton Key	4-Ty Jerome	3-Ty Jerome	2-Braxton Key
at North Carolina	02/11/19	69-61	20-Kyle Guy	6-Braxton Key	11-Ty Jerome	3-Kihe Clark	4-Mamadi Diakite





2018-19 Virginia Basketball  
Virginia Game-by-Game Highs (as of Feb 16, 2019)  
All games



Opponent	Date	Score	Points	Rebounds	Assists	Steals	Blocked shots
			De'Andre Hunter				
NOTRE DAME	02/16/19	60-54	22-Kyle Guy	10-De'Andre Hunter	3-Ty Jerome Kyle Guy	2-De'Andre Hunter	2-Mamadi Diakite