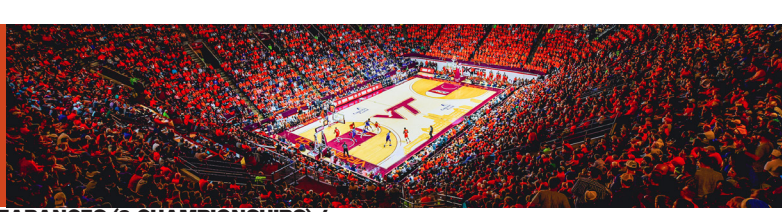




# VIRGINIA TECH

## 2022-23 MEN'S BASKETBALL



13 NCAA APPEARANCES / 13 NIT APPEARANCES (2 CHAMPIONSHIPS) /  
18 ALL-ACC SELECTIONS / 10 ALL-AMERICANS / 20 NBA DRAFT PICKS

GAME 34

### THE MATCHUP

#### VIRGINIA TECH HOKIES

19-14, 8-12 ACC

**Head Coach:** Mike Young (Emory & Henry, 1986)  
**Record at Virginia Tech:** 73-50 (4th Season)  
**Career Record:** 372-294 (21st Season)  
**vs. Cincinnati:** 1-0 (1-0 at Wofford)

AT

#### CINCINNATI BEARCATS

21-12, 11-7 AAC

**Head Coach:** Wes Miller (DePauw, 1991)  
**Record at Cincinnati:** 39-27 (2nd Season)  
**Career Record:** 224-162 (12th Season)  
**vs. Virginia Tech:** 1-1 (1-1 at UNCG)

GAME 34 | VIRGINIA TECH at CINCINNATI - MARCH 15, 2023 | 9PM | ESPN2 | CINCINNATI, OHIO | FIFTH THIRD ARENA (12,012)

### BROADCAST INFORMATION

#### TV | ESPN2

Mike Corey, PxP  
Perry Clark, Analyst

#### RADIO | VT Sports Network

Zach Mackey, PxP  
Mike Burnop, Analyst

#### VIDEO STREAM

ESPN.com and ESPN app

#### LIVE STATS

stats.hokiesports.com



@HokiesMBB

@GoBearcatsMBB

### PROJECTED STARTERS

Virginia Tech	Ht.	Wt.	Yr.	Hometown	PPG	RPG	Other
G 3 Sean Pedulla	6-1	195	So.	Edmond, Okla.	15.2	3.7	10+ points in 30 games this season
G 0 Hunter Cattoor	6-3	200	Sr.	Orlando, Fla.	10.8	3.8	42.4 3FG% (75-177)
G 2 MJ Collins	6-4	190	Fr.	Clover, S.C.	4.2	2.4	Season-high 12p at Notre Dame
F 25 Justyn Mutts	6-7	220	Sr.	Millville, N.J.	13.2	7.4	9 double-doubles
F 21 Grant Basile	6-9	235	Gr.	Pewaukee, Wis.	16.4	5.3	354p in ACC play (3rd in the league)



### KEY STORYLINES

#### THE SERIES

- The former Metro Conference foes will square off for the 31st time Wednesday night in Ohio. It will be the first meeting since the 1991 Metro Conference Tournament, in which Tech won 75-69 in Roanoke, Va.
- Winners of the last two matchups, the Hokies lead the Cincinnati series 18-12.
- Tech is 5-8 against the Bearcats in Cincinnati.
- Mike Young and Wes Miller are set to face each other for the 19th time. Young has a 10-8 head-to-head record against Miller from their days leading Wofford and UNCG, respectively.

#### HOKIE HEADLINES

- Grant Basile has scored double figures in 17 straight games. He has broken the 20-point mark in seven of the last 14 contests. Over the last 14 games, Basile is averaging 19.9 ppg.
- Hunter Cattoor is first in the ACC in 3FG% at 42.4% (75-177). He's had at least three treys in six of his last eight games.
- Tech will be competing in the NIT for the 14th time in program history and the first time since 2016 when it advanced to the Round of 16.
- Rodney Rice dialed up a season-high 17 points on 5 for 7 shooting from three against NC State.

#### CLIMBING THE LADDER

- Hunter Cattoor is currently fifth all-time in career 3-pointers made in VT history. He became the ninth Hokie to reach 200 for his career at Boston College.

Seasons	Name	3FG
2005-09	A.D. Vassallo	267
2007-11	Malcolm Delaney	264
1986-89	Wally Lancaster	257
2014-18	Justin Bibbs	254
<b>2019-pr.</b>	<b>Hunter Cattoor</b>	<b>248</b>
1999-2003	Brian Chase	239
2014-19	Ahmed Hill	230
2000-05	Carlos Dixon	215
2003-07	Zabian Dowdell	210
2010-14	Jarell Eddie	192

### 2022-23 SCHEDULE

RECORD	19-14
ACC	8-12
NON-CONFERENCE	10-1
HOME	13-4
AWAY	2-9
NEUTRAL	4-1

Date	Opponent	TV	Time/Result
11/7	Delaware State	ACGNX	W, 95-57
11/10	Lehigh	ACGN	W, 78-52
11/13	William & Mary	RSN	W, 94-77
11/17	Old Dominion <sup>1</sup>	ESPN2	W, 75-71
11/18	Penn State <sup>1</sup>	ESPN2	W, 61-59
11/20	at College of Charleston <sup>1</sup>	ESPN2	L, 75-77
11/25	Charleston Southern	ACGN	W, 69-64
11/28	Minnesota <sup>2</sup>	ESPN2	W, 67-57

12/4	#18 North Carolina <sup>1</sup>	ACGN	W, 80-72
12/7	Dayton	ACGN	W, 77-49
12/11	Oklahoma State <sup>3</sup>	ESPN2	W, 70-65
12/17	Grambling State	RSN	W, 74-48
12/21	at Boston College <sup>1</sup>	ACGN	L, 65-70 (OT)
12/31	at Wake Forest	RSN	L, 75-77

1/4	Clemson <sup>1</sup>	ESPNU	L, 65-68
1/7	NC State <sup>1</sup>	RSN	L, 69-73
1/11	at Syracuse <sup>1</sup>	RSN	L, 72-82
1/18	at #10 Virginia <sup>1</sup>	ESPNU	L, 68-78
1/21	at #19 Clemson <sup>1</sup>	ESPN2	L, 50-51
1/23	Duke <sup>1</sup>	ESPN	W, 78-75
1/28	Syracuse <sup>1</sup>	ACGN	W, 85-70
1/31	at #23 Miami <sup>1</sup>	ESPNU	L, 83-92

2/4	#6 Virginia <sup>1</sup>	ESPN2	W, 74-68
2/8	Boston College <sup>1</sup>	ACGN	L, 76-82
2/11	at Notre Dame <sup>1</sup>	RSN	W, 93-87
2/15	at Georgia Tech <sup>1</sup>	ACGN	L, 70-77
2/18	Pitt <sup>1</sup>	ACGN	W, 79-72
2/21	#13 Miami <sup>1</sup>	ESPNU	L, 70-76
2/25	at Duke <sup>1</sup>	ESPN	L, 65-81
2/28	at Louisville <sup>1</sup>	ACGN	W, 71-54

3/4	Florida State <sup>1</sup>	ESPN2	W, 82-60
3/7	Notre Dame <sup>4</sup>	ACGN	W, 67-64
3/8	NC State <sup>4</sup>	ESPN2	L, 77-97
3/15	at Cincinnati <sup>5</sup>	ESPN2	9 PM

All Times Eastern

\* - ACC Game

1 - Shriners Children's Charleston Classic (Charleston, S.C.)

2 - ACC/Big Ten Challenge (Blacksburg, Va.)

3 - Basketball Hall of Fame Invitational (Brooklyn, N.Y.)

4 - New York Life ACC Tournament (Greensboro, N.C.)

5 - National Invitation Tournament

### CONTACT INFO

**Brian Cox** | Phone: (540) 250-0624

Email: bcox90@vt.edu

Associate AD, Creative Communications

**Will Copeland** | Phone: (757) 814-0930

Email: cwil99@vt.edu

Assistant Director, Creative Communications

## QUICK FACTS

### THE BASICS

University Name: Virginia Tech  
 Location: Blacksburg, Va.  
 Founded: 1872  
 Enrollment: 37,000  
 President: Dr. Tim Sands  
 Director of Athletics: Whit Babcock  
 Nickname: Hokies  
 Mascot: Hokie Bird  
 Colors: Chicago Maroon and Burnt Orange  
 Affiliation: NCAA Division I  
 Conference: Atlantic Coast (18th Season)

### FACILITY FACTS

CASSELL COLISEUM  
 Capacity: 8,925  
 Record in Arena: 648-212 (.753)  
 First Game: VT vs. Alabama (Jan. 3, 1962)  
 Largest Crowd: 11,500 (vs. Purdue, Dec. 3, 1966)

### TEAM INFORMATION

2021-22 Record: 23-13  
 Home/Away/Neutral: 11-4/7-6/5-3  
 Conference Record: 11-9  
 Home/Away: 6-4/5-5  
 Conference Finish: 7th  
 Conference Tournament: Champion  
 Starters Returning/Lost: 2/3  
 Letterwinners Returning/Lost: 6/6  
 Newcomers: 9

Total seasons: 115  
 First season: 1908-09  
 All-Time Record: 1,537-1,270  
 All-Time ACC Record: 146-181  
 All-Time ACC Tournament Record: 15-18  
 ACC Championship Game Appearances (Titles): 1 (1 - 2022)  
 NCAA Tournament Appearances (Last): 13 (2022)  
 All-Time NCAA Record: 8-13



## MEDIA INFORMATION

### CREDENTIALS

Outlets interested in obtaining credentials to cover Virginia Tech basketball home games must apply for credentials via: [media.hokiesports.com/credentials](http://media.hokiesports.com/credentials).

You may also email: [bcox90@vt.edu](mailto:bcox90@vt.edu).

All credentials for Virginia Tech home games this season will be issued on a single-game basis, and media seating is extremely limited.

### INTERVIEW POLICY

During ACC play, Mike Young conducts weekly media press conferences, via Zoom. To request the Zoom link for a particular week, please email Brian Cox ([bcox90@vt.edu](mailto:bcox90@vt.edu)).

**Gamedays:** Coach Mike Young and select players will be available to the media following a 10-minute cooling off period after the game. For home games, interviews of Coach Young and players will be conducted in-person in the Cassell Coliseum media center.

**Non-Gamedays:** All coach and player interview requests need to be arranged through the Virginia Tech Creative Communications Office - contact Brian Cox (c. 540-250-0624; e. [bcox90@vt.edu](mailto:bcox90@vt.edu)). Players and coaches should not be contacted directly under any circumstances.



## 2022-23 VIRGINIA TECH NUMERICAL ROSTER

No.	Name	Cl.	Pos.	Ht.	Wt.	Hometown	Previous School
0	Hunter Cattoor	Sr.	G	6-3	200	Orlando, Fla.	Bishop Moore
1	Rodney Rice	Fr.	G	6-4	195	Clinton, Md.	DeMatha Catholic
2	MJ Collins	Fr.	G	6-4	190	Clover, S.C.	Combine Academy
3	Sean Pedulla	So.	G	6-1	195	Edmond, Okla.	Edmond Memorial
4	Darren Buchanan Jr.	Fr.	F	6-7	235	Washington, D.C.	Woodrow Wilson
5	Patrick Wessler	Fr.	C	7-0	245	Matthews, N.C.	Combine Academy
10	Camden Johnson	So.	G	6-1	185	Waxhaw, N.C.	Metrolina Christian Academy
11	John Camden	r-Fr.	F	6-8	215	Downingtown, Pa.	Memphis
13	Darius Maddox	Jr.	G	6-5	180	Bowie, Md.	Oak Hill Academy
14	Owyn Dawyot	Fr.	G	6-2	190	Roanoke, Va.	Cave Spring
15	Lynn Kidd	Jr.	C	6-10	235	Gainesville, Fla.	Clemson
21	Grant Basile	Gr.	F	6-9	235	Pewaukee, Wis.	Wright State
25	Justyn Mutts	Sr.	F	6-7	220	Millville, N.J.	Delaware
33	Michael Ward	Fr.	G	6-2	175	Bethesda, Md.	Walt Whitman
34	Mylyjael Poteat	Jr.	F	6-9	265	Reidsville, N.C.	Rice

## COACHING & SUPPORT STAFF

**Head Coach:** Mike Young (Emory & Henry, 1986)  
**Record at VT:** 73-50 (4th Year)  
**Overall Record:** 372-294 (21st Year)  
**Associate Head Coach:** Mike Jones (2nd Year)  
**Assistant Coach:** Christian Webster (7th Year)  
**Assistant Coach:** Kevin Giltner (4th Year)  
**Chief of Staff:** Stephanie Ballein (4th Year)  
**Special Assistant for Recruiting:** Matt Olinger (4th Year)  
**Director of Player Personnel:** Ryan Nadeu (5th Year)  
**Special Assistant to the Head Coach:** Ace Custis (4th Year)  
**Strength & Conditioning:** David Jackson (15th Year)  
**Athletic Trainer:** Hisham Ziyout (4th Year)

## PRONUNCIATION GUIDE

<b>Hunter Cattoor</b>	cuh-TOUR
<b>Sean Pedulla</b>	puh-DOOL-uh
<b>Darren Buchanan Jr.</b>	DARE-in BUH-can-in
<b>Patrick Wessler</b>	WES-lerr
<b>Darius Maddox</b>	Mad-DOCKS
<b>Owyn Dawyot</b>	Doy-YACHT
<b>Grant Basile</b>	buh-ZILLY
<b>Justyn Mutts</b>	JUST-in
<b>Mylyjael Poteat</b>	Muh-LIE-juh! POH-teet

## ROSTER BY CLASS

Freshmen (7)	Sophomores (2)	Juniors (3)	Seniors (3)
Darren Buchanan Jr.	Camden Johnson	Lynn Kidd	Grant Basile <sup>^</sup>
John Camden*	Sean Pedulla	Darius Maddox	Hunter Cattoor
MJ Collins		Mylyjael Poteat	Justyn Mutts
Owyn Dawyot			
Rodney Rice			
Michael Ward			
Patrick Wessler			

\* = Redshirt  
<sup>^</sup> = Graduate Student

## SOCIAL



## BY THE NUMBERS

# 8

Virginia Tech ranks **eighth** in the country in **assist/turnover ratio** at **1.56**. The Hokies have had **11 games** of a 2.0 or greater assist/turnover ratio this season.

# 7

Justyn Mutts is **seven points** away from scoring his **1,000th career point** as a Hokie. The Millville, N.J., native has amassed **1,562 career points**, but **993** have come at Tech.

# 10

Tech head coach **Mike Young** is set to guide his team into a **postseason tournament** for the **10th time** in his career. Ironically, this will be Young's **first time** competing in the NIT.

## NOTEWORTHY

### TOURNEY TIME

- The Hokies earned a bid to the NIT for the 14th time in program history. They won this event in 1973 and 1995.
- Tech celebrated the 50th anniversary of its 1973 NIT championship team last October in Hahn Hurst in conjunction with honoring the 2022 ACC title.
- The Hokies are 25-11 all-time in the NIT, including a 12-1 mark in their first game of the tournament. They have not lost their first game in the NIT since their first appearance in 1966 (vs. Temple, 73-88).
- Tech will be opening the NIT on the road for the first time since 1973 when all games were played at Madison Square Garden in New York City.
- Tuesday will be the Hokies' first-ever true road game to open the NIT.

### CINCY TIES

- Virginia Tech has plenty of ties to its opponent Tuesday night. Tech director of athletics Whit Babcock served in the same capacity at Cincinnati from October 2011-January 2014.
- Mike Young has faced Cincinnati once in his college career, leading Wofford to a 91-90 road victory on Nov. 21, 2006. That game was former Bearcat head coach Mick Cronin's first loss at the helm of Cincinnati.
- Cincinnati redshirt-senior Landers Nolley II competed for the Hokies during the 2019-20 season – Mike Young's first in Blacksburg. Nolley led the Hokies in scoring that season at 15.5 points per game, earning All-ACC honorable mention in the process. The Atlanta, Ga., native transferred to Memphis for the 2020-22 seasons, before landing at Cincinnati.

### MUTTS JOINS 1K/1K/400 CLUB

- Justyn Mutts became the second active Division I men's basketball player to achieve 1,000 points, 1,000 rebounds and 400 assists at Louisville on Feb. 28.
- Mutts also became Coach Young's first-ever 1,000-point, 1,000-rebound player in his 21 seasons as head coach.

Player	School	Pts.	Rebs.	Asts.
Ahsan Asadullah	Lipscomb	1,838	1,118	461
<b>Justyn Mutts</b>	<b>Virginia Tech</b>	<b>1,562</b>	<b>1,031</b>	<b>433</b>

### HUNT HITS 1K AGAINST MIAMI

- Hunter Cattoor became the 50th member of the 1,000-point club in program history vs. Miami on Feb. 21.
- He entered the game three points shy of the 1,000-point mark. Cattoor drilled a left wing three at the 13:16 mark of the first half off an assist from Sean Pedulla.
- Cattoor finished with five treys for the game – his fifth game of at least four triples on the season.
- For his career, 74.2% of Cattoor's field-goal attempts are from three. He's shot above 40% from long range in each of his four seasons in college, including 42.4% this season. The Orlando, Fla., native ranks third all-time at Tech for career 3-point percentage.

Player	3FG-3FGA	3FG%
Ty Outlaw	136-291	46.7
Justin Bibbs	254-599	42.4
<b>Hunter Cattoor</b>	<b>244-583</b>	<b>41.8</b>
Jalen Cone	101-246	41.1
Eddie Lucas	121-295	41.0

### BASILE MAKING HISTORY

- Grant Basile became the first Tech men's basketball player to score at least 30 points in back-to-back games since Bryant Matthews achieved the feat in Dec. 2003.
- Playing 140 miles from his hometown of Pewaukee, Wisconsin, Basile had around 30 family members in attendance to watch his second straight 33-point performance. Basile had a stretch in the second half where he scored 16 of Tech's 18 points at Notre Dame.
- Basile now has three games of at least 30 points in 2022-23, becoming the first Hokie to accomplish that since Erick Green had four during the 2012-13 season.
- Against the Irish, Basile knocked down 13 field goals – setting a Virginia Tech record for a player in an ACC game.
- In ACC play alone, Basile ranked third in total points scored.

Rank	Player	School	Points
1	Tyree Appleby	Wake Forest	375
2	Joe Girard III	Syracuse	355
<b>3</b>	<b>Grant Basile</b>	<b>Virginia Tech</b>	<b>354</b>
4	PJ Hall	Clemson	352
5	Jarkel Joiner	NC State	346

### LIGHT IT UP FROM THREE

- Grant Basile has already surpassed his

- 3-point total from last season. The grad student from Pewaukee, Wisconsin has converted 64 treys through 32 games as a Hokie. In his last season at Wright State, Basile knocked down 39 triples in 36 games.
- He's also drastically improved his 3-point percentage in Blacksburg. Basile shot 28.3% from three in 2021-22, compared to 39.3% currently at Tech.

### CLOSE CALLS IN ACC PLAY

- Nine of the Hokies' 12 losses in ACC play have come by single digits. Two of the other three games (at Syracuse and at Virginia) were 10-point decisions.

Opponent	Score	Margin
at Boston College	65-70	-5
at Wake Forest	75-77	-2
Clemson	65-68	-3
NC State	69-73	-4
at Syracuse	72-82	-10
at Virginia	68-78	-10
at Clemson	50-51	-1
at Miami	83-92	-9
Boston College	76-82	-6
at Georgia Tech	70-77	-7
Miami	70-76	-6

- Hunter Cattoor missed four of the games above (at Wake Forest–at Syracuse) after fracturing the radius in his left arm at Boston College.

### TRACKING THE TREY

- Coach Young's last four teams at Wofford all finished inside the top 10, nationally, in 3-point field-goal percentage.
- With three Hokies shooting over 40% from three, Tech made a big jump in this category in 2021-22.

Season	School	3FG%	Rank
2022-23	Virginia Tech	36.2	74th
2021-22	Virginia Tech	39.2	3rd
2020-21	Virginia Tech	35.4	95th
2019-20	Virginia Tech	35.2	81st
2018-19	Wofford	41.4	2nd
2017-18	Wofford	41.3	5th
2016-17	Wofford	40.3	7th
2015-16	Wofford	40.8	8th

### 'DULLA AMONG MOST IMPROVED IN ACC

- Sean Pedulla reached double-figure scoring in each of his first 18 games of the season. Pedulla was the first Hokie to do that since Erick Green scored double figures in all 32 games of the 2012-13 season.



• Below is a chart of ACC players with the highest increased point production from last season.

Player	School	21-22	22-23	Change
Miles Kelly	Georgia Tech	4.5	14.4	+9.9
<b>Sean Pedulla</b>	<b>Virginia Tech</b>	<b>5.4</b>	<b>15.2</b>	<b>+9.8</b>
El Ellis	Louisville	8.7	17.7	+9.0
Tyree Appleby	Wake Forest	10.9	18.8	+7.9

## SEVEN STRAIGHT TRIPS TO THE POSTSEASON

• With the Hokies' selection into the 2023 NIT, they have now been selected for a postseason tournament in seven consecutive seasons.

Year	Postseason Tournament	Head Coach
2023	NIT	Mike Young
2022	NCAA	Mike Young
2021	NCAA	Mike Young
2019	NCAA	Buzz Williams
2018	NCAA	Buzz Williams
2017	NCAA	Buzz Williams
2016	NIT	Buzz Williams

• A pretty remarkable turnaround for a program that prior to 2017 had only gone to the NCAA Tournament once (2007) in 20 years. Tech has been to the Big Dance a total of 13 times in program history and 14 times to the NIT.

## SIZING US UP

• Entering the 2022-23 season, Tech will feature seven scholarship players at 6-foot-7 or taller.  
 • That figure ties for the second-most since the start of the Seth Greenberg era. ~ h/t David Cunningham

Season	# of players 6-7 or taller	Players
2003-04	5	Calloway, Matthews, McCandies, Dixon, Collins
2004-05	7	Witherspoon, Washington, Krabbendam, Calloway, Dixon, Collins, Tucker
2005-06	8	Witherspoon, Washington, Krabbendam, Vinson, Calloway, Collins, Diakite, Tucker
2006-07	7	Washington, Krabbendam, Vinson, Witcher, Collins, Diakite, Tucker
2007-08	5	Allen, Washington, Vinson, Witcher, Diakite
2008-09	6	Allen, Davila, Vinson, Witcher, Diakite, Swindle
2009-10	6	Allen, Raines, Davila, Witcher, Atkins, Swindle
2010-11	6	Allen, Chaney, Raines, Davila, Atkins, Eddie
2011-12	6	Van Zegeren, Raines, Davila, Finney-Smith, Eddie, Barksdale
2012-13	5	Van Zegeren, Raines, Eddie, Wood, Barksdale
2013-14	7	Van Zegeren, Raines, Kirby, Eddie, Thompson, Wood, Barksdale
2014-15	3	Henry, Van Zegeren, Pierce
2015-16	5	Henry, Pierce, Hamilton, Blackshear Jr., LeDay
2016-17	2	Sy, LeDay
2017-18	2	Fullard, Blackshear Jr.
2018-19	1	Blackshear Jr.
2019-20	3	Nolley, Ojiako, Johnson
2020-21	5	Ojiako, Aluma, N'Guessan, Pems, Mutts
2021-22	6	N'Guessan, Haynes, Kidd, Ojiako, Aluma, Mutts
2022-23	7	Kidd, Basile, Poteat, Camden, Buchanan Jr., Wessler, Mutts

## BASILE THE PERFECT FIT

• More than 50 schools reached out to Grant Basile when he went into the transfer portal last spring. After his latest outing - a 23-point, 10-rebound performance against Dayton, Basile continues to deliver at a high rate for the Hokies.  
 • "He's just the perfect fit to go along with the other four starters that we have and the rest of the team," Sean Pedulla said. "Just a completely unselfish guy, a very team-oriented guy. And like the rest of us, he gets excited when other people play well and we're all excited when he plays well. Just a great overall fit."



## STANDINGS

TEAM	OVERALL	ACC	PCT
1. Miami	25-7	15-5	.781
2. Virginia	25-7	15-5	.781
3. Clemson	23-10	14-6	.697
4. Duke	26-8	14-6	.765
5. Pitt	22-11	14-6	.667
6. NC State	23-10	12-8	.697
7. North Carolina	20-13	11-9	.606
8. Syracuse	17-15	10-10	.531
9. Wake Forest	19-14	10-10	.576
10. Boston College	16-17	9-11	.485
<b>11. Virginia Tech</b>	<b>19-14</b>	<b>8-12</b>	<b>.576</b>
12. Florida State	9-23	7-13	.281
13. Georgia Tech	15-18	6-14	.455
14. Notre Dame	11-21	3-17	.344
15. Louisville	4-28	2-18	.125

## PREDICTED ORDER OF FINISH

TEAM (FIRST-PLACE VOTES)	POINTS
1. North Carolina (90)	1504
2. Duke (2)	1339
3. Virginia (6)	1310
4. Miami (2)	1138
5. Florida State	1064
6. Notre Dame	971
<b>7. Virginia Tech (1)</b>	<b>921</b>
8. Syracuse	700
9. Wake Forest	672
10. NC State	548
11. Clemson	528
12. Louisville	477
13. Boston College	368
14. Pitt	320
15. Georgia Tech	260

## PRESEASON ALL-ACC TEAM

### First Team

Armando Bacot, North Carolina  
 Isaiah Wong, Miami  
 Caleb Love, North Carolina  
 Terquavion Smith, NC State  
 Jeremy Roach, Duke

### Second Team

Jayden Gardner, Virginia  
 Dereck Lively II, Duke  
**Justyn Mutts, Virginia Tech**  
 PJ Hall, Clemson  
 RJ Davis, North Carolina

## PRESEASON ACC PLAYER OF THE YEAR

Armando Bacot, North Carolina

## PRESEASON ACC FRESHMAN OF THE YEAR

Dereck Lively II, Duke





## TEAM COMPARISON

VT	Stat	CIN
74.2	Points Per Game	77.2
69.8	Opponents Points Per Game	69.2
+4.4	Scoring Margin	+8.0
33.4	Rebounds Per Game	36.9
-0.1	Rebounding Margin	+2.1
.470	FG Percentage	.450
.446	FG Percentage Defense	.427
.362	3FG Percentage	.356
.341	3FG Percentage Defense	.316
8.3	3FG Made Per Game	9.0
.735	FT Percentage	.697
15.5	Assists Per Game	15.8
9.9	Turnovers Per Game	10.6

## DEPTH ON THE FRONT LINE

- As opposed to last year, the Hokies should have significant depth in the frontcourt this season.
- "We're deeper on the front line than we've ever been," Young said at ACC Tipoff in Charlotte. "We were thin as nickel soup last year in the frontcourt after Mutts and Aluma. But I am comfortable with Darren Buchanan, John Camden. ... And ... Mylyjael and Lynn Kidd ... are going to help our team — big, strong, athletic people. Lynn Kidd's an amazing athlete. Mylyjael Poteat is just a physical person that can run. He's got exceptional hands."

## ELITE COMPANY

- Tech's Mike Young joined an elite group of head coaches who have won an ACC tournament title within the first three seasons at their respective school.

Coach	School	Year (#)
Vic Bubas	Duke	1960 (1)
Jim Valvano	NC State	1983 (3)
Press Maravich	NC State	1965 (1)
Terry Holland	Virginia	1976 (2)
Bill Guthridge	North Carolina	1998 (1)
Jim Larranaga	Miami	2013 (2)
Mike Young	Virginia Tech	2022 (3)

- With the win against Duke, Young improved to 6-0 in conference tournament championship games. His six titles are as many as Michigan State's Tom Izzo and one more than Syracuse's Jim Boeheim.

## RAVE REVIEWS FOR POTEAT

- Junior forward Mylyjael Poteat has been a pleasant surprise for Coach Young.
- "He's got unbelievable hands," Young said of Poteat. "Much, much better feet. I liked him coming out of high school and I called him three or four times. ... He's gonna help us win. He's big and he's physical and he's not afraid of contact. He knows who he is as a player, and I think that's a benefit of playing college basketball for two years."

## I-800-TRIFECTA

- Tech's trio of Hunter Cattoor, Darius Maddox

and Sean Pedulla all shot above 40% from three last season (min. 30 makes).

Player	3FGM - 3FGA	3FG%
Hunter Cattoor	83-199	41.7
Darius Maddox	40-79	50.6
Sean Pedulla	34-76	44.7

- Cattoor's 83 makes led all Hokies and were tied for the fourth-most threes made in a single season in program history.
- Cattoor is also fifth all-time in career 3-pointers made at VT with 248. The record is held by A.D. Vassallo at 267.
- As a team, the Hokies buried 319 treys in 2021-22 — the second-most in a single season in Tech history.
- Two of the Hokies' three best single-season marks have come under Coach Young.

Season	3FG	3FG%
2018-19	327	39.4
2021-22	319	39.2
2019-20	315	35.2

## J-MUTTY: THE ULTIMATE SCHOLAR

- Justyn Mutts, the ACC's Skip Prosser Award winner last season, embarks on his 11th semester in college — having already earned a bachelor's degree and two master's degrees.
- He's currently enrolled in human development — his second undergraduate program.

## DEPENDABLE DEFENDERS

- Hunter Cattoor almost always draws the assignment of guarding the opposing team's best guard or wing.
- He's come a long way in that department, as Coach Young has gone on record of saying "he couldn't guard me" when Cattoor first arrived in Blacksburg.
- Combined with Justyn Mutts, who is as good of a defender as Young has ever coached, the Hokies have two elite leaders on the defensive side of the ball.

## NO CEILING

- Although the Hokies feature nine new faces in 2022-23, Justyn Mutts believes this group can be even better than last year.
- "There is no ceiling. I think our team is so diverse and so talented and so dynamic that if we really start to click the way I feel we can, it'll be scary. Just the way we defend, the way we can make shots, the way we can get to the basket or space it out or our pace of offense. I think once we really start clicking on all cylinders with the relationships that we have as people off the court, it'll be a lot of fun."



The 2022-23 season marks the 21st for Mike Young as a head coach.

## SPECIALTY STAT TRACKER

Opponent	Off TOs	Paint	2nd Chance	FB	Bench
Delaware State	18	28	16	8	19
Lehigh	16	40	4	2	17
William & Mary	14	24	14	6	21
Old Dominion	6	28	8	2	19
Penn State	8	40	11	2	10
at College of Charleston	15	44	9	7	5
Charleston Southern	14	40	8	8	11
Minnesota	13	40	13	2	15
North Carolina	10	42	8	10	12
Dayton	10	36	7	2	14
Oklahoma State	19	24	10	7	12
Grambling State	23	24	9	3	15
at Boston College	6	42	7	6	1
at Wake Forest	7	34	15	4	18
Clemson	11	18	9	4	8
NC State	15	36	11	8	15
at Syracuse	15	46	8	12	12
at Virginia	8	22	6	5	12
at Clemson	18	24	2	7	16
Duke	8	30	7	7	10
Syracuse	24	34	9	6	12
at Miami	17	38	2	4	14
Virginia	10	40	2	7	6
Boston College	14	32	10	6	7
at Notre Dame	7	42	8	0	9
at Georgia Tech	13	44	14	5	7
Pitt	17	30	9	2	16
Miami	13	34	9	4	11
at Duke	5	30	8	5	19
at Louisville	18	28	24	2	11
Florida State	19	24	4	8	12
Notre Dame	8	28	4	6	3
NC State	10	32	10	5	31
<b>Total +/-</b>	<b>+40</b>	<b>+82</b>	<b>-40</b>	<b>-56</b>	<b>-191</b>
<b>Season Highs</b>	<b>24</b>	<b>46</b>	<b>24</b>	<b>12</b>	<b>31</b>

## FAST BREAK

Tech has registered **two** wins over **top five** programs under head coach Mike Young — most recently an 81-73 win over No. 3 Villanova on Nov. 28, 2020.

## SCHOOL RECORDS

### INDIVIDUAL

Games Played (Season)	36, by 5 players
Games Started (Season)	36, by 5 players
Games Played (Career)	136, Malcolm Delaney (2007-11)
Games Started (Career)	126, Dell Curry (1982-86); Bobby Beecher (1982-86)
Consecutive Starts	123, Ace Custis (1993-97)
Minutes Played (Game)	55, by 3 players
Minutes Played (Season)	1,300, Malcolm Delaney (2010-11), 34 games
Minutes Played (Highest Season Average)	38.6, Jay Purcell (1991-92), 28 games
Minutes Played (Career)	4,688, Malcolm Delaney (2007-11)
Minutes Played (Highest Career Average)	35.1, Dale Solomon, 1978-82
Points (Overall Game)	52, Allan Bristow vs. George Washington (2-21-73)
Points (ACC Game)	37, Malcolm Delaney vs. Clemson (1-29-09)
Points (ACC Tournament Game)	32, Jalen Hudson vs. Wake Forest (3-10-15)
Points (NCAA Tournament)	29, Glen Combs vs. Indiana (3-17-67)
Points (NIT)	33, A.D. Vasallo vs. Duquesne (3-18-09)
Points (Season)	801, Erick Green (2012-13), 32 games
Points (ACC Season)	469, Erick Green (2012-13), 18 games
Points (Season Average)	26.6, Bimbo Coles (1988-89), 27 games
Points (Double-Figure Games, Season)	34, Dell Curry (1983-84), 35 games
Points (Career)	2,484, Bimbo Coles (1986-90)
Points (Career Average)	23.1, Allan Bristow (1970-73)
Points (Double-Figure Games, Career)	115, Dell Curry (1982-86)
Field Goals Made (Game)	22, Allan Bristow vs. George Washington (2-21-73)
3-Pointers Made (Game)	9, Hunter Cattoor at Florida State (1-29-22); Justin Robinson vs. Syracuse (1-26-19)
Field Goals Made (Season)	305, Dell Curry (1985-86), 30 games
3-Pointers Made (Season)	106, Wally Lancaster (1987-88), 29 games
Field Goals Made (Career)	1,021, Dell Curry (1982-86)
3-Pointers Made (Career)	267, A.D. Vasallo (2005-09)
Free Throws Made (Game)	20, by 3 players
Free Throws Made (Season)	230, Malcolm Delaney (2009-10), 33 games
Free Throws Made (Career)	721, Malcolm Delaney (2007-11)
Rebounds (Game)	36, Chris Smith vs. Washington & Lee (1-9-59)
Rebounds (Season)	495, Chris Smith (1959-60), 26 games
Rebounds (Career)	1,508, Chris Smith (1957-61)
Assists (Game)	12, by 3 players
Assists (Season)	192, Dave Sensibaugh (1975-76), 28 games
Assists (Career)	547, Bimbo Coles (1986-90)
Steals (Game)	8, by 3 players
Steals (Season)	94, Jamon Gordon (2006-07), 34 games
Steals (Career)	295, Dell Curry (1982-86)
Blocks (Game)	9, Roy Brow vs. James Madison (12-6-86); vs. Baptist College (12-12-87)
Blocks (Season)	100, Roy Brow (1987-88), 28 games
Blocks (Career)	251, Roy Brow (1984-88)
<b>TEAM</b>	
Points (Game)	141, vs. Southern Miss (2-6-88)
Points (Season)	2,646, 1987-88, 29 games
Field Goals Made (Game)	52, vs. VMI (2-20-59)
Field Goals Made (Season)	1,058, 1983-84, 35 games
FG Percentage (Game)	.722 (39-54), vs. Syracuse (1-28-76)
FG Percentage (Season)	.517 (1,030-1,993), 1981-82
3-Pointers Made (Game)	21, vs. Delaware State (11-20-19)
3-Pointers Made (Season)	327, 2018-19, 35 games
3FG Percentage (Game)	.720 (18-25), at Florida State (1-29-22)
3FG Percentage (Season)	.403 (290-720), 2016-17
Rebounds (Game)	83, vs. VMI (2-19-61)
Assists (Game)	36, vs. The Citadel (11-12-17)
Steals (Game)	21, at Clemson (2-8-06)
Blocks (Game)	15 (2x), last vs. VMI (12-9-09)

## 2022-23 HONORS WATCH



### Justyn Mutts

- ACC Preseason Voting*
- Second-Team All-ACC

### *Naismith Memorial Basketball Hall of Fame*

- Karl Malone Award Watch List

### *Shriners Children's Charleston Classic*

- All-Tournament Team

### *ACC Player of the Week*

- Dec. 5 (21.5 ppg, 10.0 rpg, 65.5 FG%)

### Sean Pedulla

#### *Basketball Hall of Fame Invitational*

- MVP vs. Oklahoma State (16p, 5r, 4a)

### Grant Basile

#### *ACC Player of the Week*

- Jan. 30 (24.5 ppg, 8.0 rpg, 55.3 FG%)





## GLUE GUY

- Jon Rothstein voted Justyn Mutts as one of his top-10 "glue guys" heading into the 2022-23 season.



## WINNINGEST STRETCH IN PROGRAM HISTORY

- Tech has racked up 143 wins over the last seven seasons, which is tied for the winningest stretch in program history.



- Between 1979 and 1986, VT also recorded 143 wins.
- The Hokies will need 23 wins or more in 2022-23 to break the best eight-season stretch in program history.

Season	Head Coach	Record
2015-16	Buzz Williams	20-15
2016-17	Buzz Williams	22-11
2017-18	Buzz Williams	21-12
2018-19	Buzz Williams	26-9
2019-20	Mike Young	16-16
2020-21	Mike Young	15-7
2021-22	Mike Young	23-12
2022-23	Mike Young	19-14

- Five of those seven seasons have resulted in an NCAA tournament appearance.

## LEADING AT THE BREAK

- Over the last three seasons, Tech is 50-9 when leading at halftime.
- The Hokies are 62-14 in the Mike Young era when up at half.

## NATIONAL POLLS

### ASSOCIATED PRESS POLL

Updated: March 13

Rank	School	Record	Points
1	Alabama (48)	29-5	1508
2	Houston (9)	31-3	1404
3	Purdue (3)	29-5	1367
4	Kansas	27-7	1303
5	Texas	26-8	1276
6	Marquette	28-6	1244
7	UCLA (1)	29-5	1209
8	Arizona	28-6	1155
9	Gonzaga	28-5	1046
10	UConn	25-8	854
11	Baylor	22-10	779
12	Duke	26-8	763
13	Xavier	25-9	738
14	Virginia	25-7	711
15	Kansas State	23-9	709
16	Miami	25-7	581
17	Texas A&M	25-9	562
18	San Diego State	27-6	550
19	Saint Mary's	26-7	426
20	Tennessee	23-10	381
21	Indiana	22-11	332
22	TCU	21-12	254
23	Missouri	24-9	171
24	Memphis	26-8	110
25	Florida Atlantic	31-3	99

**Receiving Votes:** Creighton 94, Oral Roberts 58, Kentucky 39, Iowa State 32, VCU 26, Utah State 15, Penn State 11, Charleston 10, Kent State 2, Drake 2, West Virginia 2, Northwestern 2

**Dropped from Rankings:** Kentucky 23, Creighton 24

### USA TODAY COACHES' POLL

Updated: March 13

Rank	School	Record	Points
1	Houston (21)	31-3	777
2	Alabama (8)	29-5	759
3	Purdue (2)	29-5	728
4	Marquette	28-6	654
5	Kansas (1)	27-7	652
6	UCLA	29-5	649
7	Texas	26-8	647
8	Arizona	28-6	608
9	Gonzaga	28-5	546
10	Virginia	25-7	418
11	Baylor	22-10	399
12	UConn	25-8	391
13	Kansas State	23-9	370
14	Xavier	25-9	369
15	Miami	25-7	342
16	Duke	26-8	334
17	Texas A&M	25-9	289
18	San Diego State	27-6	266
19	Saint Mary's	26-7	240
	Indiana	22-11	240
21	Tennessee	23-10	153
22	Creighton	21-12	118
23	TCU	21-12	117
24	Missouri	24-9	65
25	Florida Atlantic	31-3	54

**Receiving Votes:** Iowa State 47, Kentucky 29, Penn State 24, Northwestern 23, Providence 21, Oral Roberts 20, Utah State 14, VCU 9, Kent State 6, Maryland 6, NC State 5, Memphis 4, Charleston 3, Pittsburgh 3, Michigan State 1

**Dropped from Rankings:** Kentucky 24, Northwestern 25

### TRACKING TECH

	AP	Coaches
Preseason	RV	RV
11/14	RV	RV
11/21	RV	RV
11/28	RV	-
12/5	RV	RV
12/12	24	T23
12/19	21	20
12/26	RV	RV
1/2	RV	RV
1/9	-	-
1/16	-	-
1/23	-	-
1/30	-	-
2/6	-	-
2/13	-	-
2/20	-	-
2/27	-	-
3/6	-	RV
3/13	-	-
Final	-	-

#### Ratings Tracker (through March 13)

ESPN.com BPI	65
KenPom.com	81
Massey	74
NCAA NET Rankings	76
Sagarin	71

#### Virginia Tech's "Best" NET Wins:

Duke	16
Virginia	27
Oklahoma State	43
North Carolina	46
Penn State	48
Pitt	67





**NOTEWORTHY**

**WHERE ARE THEY NOW?**

- The Hokies lost 54.5% of their scoring from a year ago.
- Below is a rundown of where the letterwinners lost are now.

Name	Points	Current Team
Keve Aluma	567	Niigata (Japan)
Nahiem Alleyne	346	UConn
Storm Murphy	288	Medipolis SC Jena (Germany)
David N'Guessan	132	Kansas State
John Ojiako	47	George Mason
Jalen Haynes	7	ETSU
Ben Varga	3	No longer playing basketball

**MUTTS DISHING IT OUT WITH THE BEST OF THEM**

- Justyn Mutts was among the nation's leaders in assists from the forward position last season.
- He tied for fourth in the country with 124 assists. Ironically, the person he tied was the No. 1 pick in the 2022 NBA Draft.

Name	Assists	Team
Tosan Evbuomwan	142	Princeton
Kyle Rode	140	Liberty
Jalen Slawson	125	Furman
Justyn Mutts	124	Virginia Tech
Paolo Banchemo	124	Duke

**50TH ANNIVERSARY OF '73 NIT CHAMPIONSHIP TEAM**

- The 2022-23 season marks the 50th anniversary of the 1973 NIT championship team.
- It was the first postseason championship in program history.
- The Hokies captured the tournament by winning four games by a combined five points at Madison Square Garden in New York City.

Opponent	Score	Date
New Mexico	W, 65-63	3/18/73
Fairfield	W, 77-76	3/22/73
Alabama	W, 74-73	3/24/73
Notre Dame	W, 92-91 (OT)	3/25/73

- Bobby Stevens drained the game-winning basket as time expired to lift the Hokies over Notre Dame in the final.

**DANCIN' IN BACK-TO-BACK SEASONS**

- In previous seasons in Virginia Tech history, the fastest head coach to make the NCAA Tournament was in Year Three. Those Hokies were Howie Shannon, Charlie Moir and Buzz Williams.
- Therefore, with Mike Young doing so in Year Two, he became the fastest Tech coach to make The Dance.
- The Hokies have also never had a head coach lead them to the NCAA Tournament in two of their first three seasons.
- Mike Young becomes just the third head coach in program history to register multiple trips to the NCAA Tournament, joining Charlie Moir and Buzz Williams.
- Here's a rundown of the head coaches who have guided Tech to the NCAA Tournament.

Head Coach	NCAAT Years	# of App.
Charlie Moir	1979, 1980, 1985, 1986	4
Buzz Williams	2017, 2018, 2019	3
Mike Young	2021, 2022	2
Don DeVoe	1976	1
Bill Foster	1996	1
Seth Greenberg	2007	1
Howie Shannon	1967	1

**HOKIE CENSUS**

- Tech has 15 players on the squad who represent nine states and Washington, D.C.
- Maryland and North Carolina lead the way

with three players apiece, followed by Florida (two).

**50 SPOT**

- Tech shot over 50% in a game five times during the 2020-21 season - going 5-0.
- Since Young got to Blacksburg, the Hokies are 34-4 in contests shooting 50 percent or greater - only losses: vs. BYU (11/27/19), vs. Miami (1/26/22), at College of Charleston (11/20/22), at Miami (1/31/23).
- Since the 2010-11 season, Tech is 105-15 when shooting 50 percent or better.

**RANKED WINS BECOMIN' COMMON**

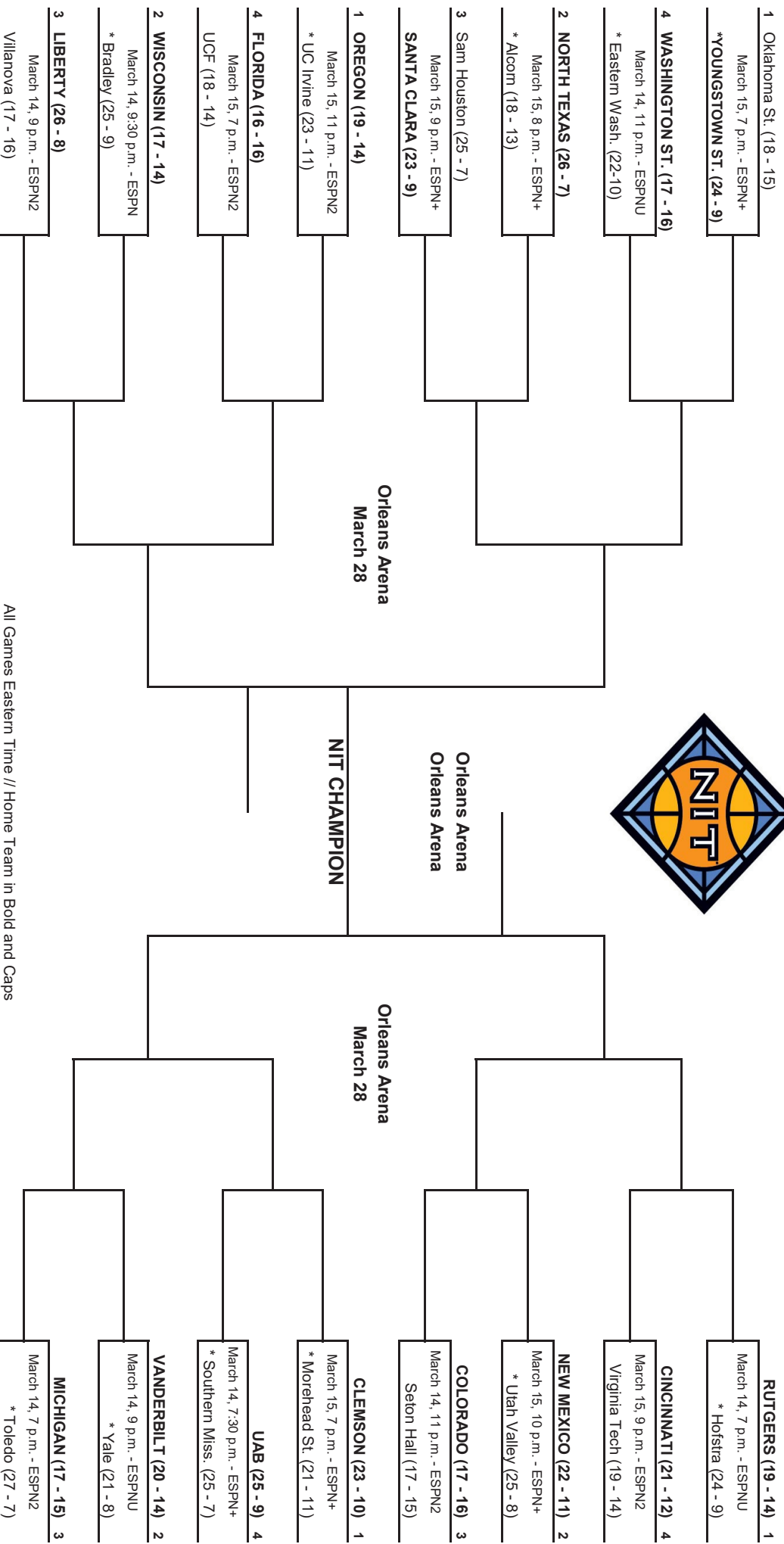
- Tech had four ranked wins in 2020-21, tying the most-ever in school history (set 2017-18).
- The Hokies notched their first two of the 2021-22 season in Brooklyn against No. 25 North Carolina in the ACC semifinals and No. 7 Duke in the championship game.
- Tech's 80-72 win over No. 18 North Carolina on Dec. 4 was the Hokies' first ranked win of the 2022-23 season.

**ONE BIG FAMILY**

- The camaraderie between the VT men's and women's basketball teams as described by Hunter Cattoor:
- "I'd say it's like a whole big family there. We play and practice in the same facility, so we see them every day, whether that's working out on our own time or during lift and practice. We see them all around. We're saying hey to them. I know Coach Brooks is doing a great job over there with that team. But I look at them as family. ... I think it's great for both programs to be together and support each other and want each other to do well."

# 2023 NATIONAL INVITATION TOURNAMENT

First Round	Second Round	Quarterfinals	Semifinals	Championship	Semifinals	Quarterfinals	Second Round	First Round
March 14-15	March 18-19	March 21-22	March 28	March 30	March 28	March 21-22	March 18-19	March 14-15



All Games Eastern Time // Home Team in Bold and Caps  
\*Automatic Qualifiers - Regular Season Conference Champions

## 2022-23 RANKING SUMMARY

Statistic	National Rank	Conference Rank	Value	National Leader	Value	Conference Leader	Value
Assist/Turnover Ratio (352 ranked)	8	2	1.56	Virginia	1.85	Virginia	1.85
Assists Per Game (352 ranked)	31	2	15.5	Xavier	19.3	Virginia	15.8
Bench Points per game (352 ranked)	327	13	12.73	Fla. Atlantic	35.06	Boston College	19.48
Blocks Per Game (352 ranked)	161	11	3.2	Utah Valley	6.8	Syracuse	5.0
Effective FG pct (352 ranked)	43	4	0.542	Gonzaga	0.592	Miami (FL)	0.550
Fastbreak Points (352 ranked)	330	13	5.21	TCU	17.94	NC State	15.27
Field Goal Percentage (352 ranked)	44	2	47.0	Gonzaga	52.9	Miami (FL)	48.6
Field Goal Percentage Defense (352 ranked)	231	10	44.6	Houston	36.4	Clemson	40.7
Fouls Per Game (352 ranked)	62	6	15.5	Colgate	12.6	Syracuse	13.3
Free Throw Attempts Per Game (352 ranked)	319	13	15.3	Texas A&M	25.3	North Carolina	22.4
Free Throw Percentage (352 ranked)	106	10	73.5	Villanova	82.1	Clemson	79.0
Free Throws Made Per Game (352 ranked)	291	12	11.3	Texas A&M	19.2	North Carolina	16.6
Rebound Margin (352 ranked)	208	8	-0.1	Purdue	10.9	Duke	8.1
Rebounds (Defensive) Per Game (352 ranked)	172	7	24.88	Alabama	31.59	North Carolina	28.33
Rebounds (Offensive) Per Game (352 ranked)	281	11	8.52	South Carolina St.	13.84	Duke	12.15
Rebounds Per Game (352 ranked)	260	10	33.39	Alabama	44.35	North Carolina	39.52
Scoring Defense (352 ranked)	162	4	69.8	North Texas	55.7	Virginia	60.2
Scoring Margin (352 ranked)	117	8	4.5	Houston	18.5	Duke	8.6
Scoring Offense (352 ranked)	119	7	74.2	Gonzaga	87.5	Miami (FL)	79.4
Steals Per Game (352 ranked)	298	11	5.3	UMES	11.1	NC State	7.9
Three Point Attempts Per Game (352 ranked)	113	6	23.0	Cornell	30.4	Wake Forest	26.2
Three Point Percentage (352 ranked)	74	5	36.2	Colgate	40.8	Clemson	36.9
Three Point Percentage Defense (352 ranked)	200	9	34.1	Tennessee	26.2	Georgia Tech	30.1
Three Pointers Per Game (352 ranked)	71	6	8.3	Chattanooga	11.4	Wake Forest	9.5
Turnover Margin (352 ranked)	118	5	1.0	Missouri	5.9	NC State	3.8
Turnovers Forced Per Game (352 ranked)	302	12	10.94	UMES	19.00	NC State	13.36
Turnovers Per Game (352 ranked)	13	4	9.9	Virginia	8.6	Virginia	8.6
Winning Percentage (351 ranked)	130	8	57.6	Col. of Charleston Fla. Atlantic Houston	91.2 91.2 91.2	Miami (FL) Virginia	78.1 78.1

## GAMES STARTED

	Streak	22-23	Career	ACC
Hunter Cattoor	16	29	70	39
Rodney Rice	-	-	-	-
MJ Collins	13	15	15	13
Sean Pedulla	33	33	33	20
Darren Buchanan Jr.	-	-	-	-
Patrick Wessler	-	-	-	-
Camden Johnson	-	-	-	-
John Camden	-	-	-	-
Darius Maddox	-	19	19	8
Owyn Dawyot	-	-	-	-
Lynn Kidd	-	5	5	3
Grant Basile	29	32	88	20
Justyn Mutts	32	32	139	53
Michael Ward	-	-	-	-
Mylyjael Poteat	-	-	3	-



## NON-CONFERENCE BREAKDOWN

Team	NET	Result
Delaware State	352	W, 95-57
Lehigh	317	W, 78-52
William & Mary	279	W, 94-77
Old Dominion	130	W, 75-71
Penn State	41	W, 61-59
College of Charleston	53	L, 75-77
Charleston Southern	298	W, 69-64
Minnesota	240	W, 67-57
Dayton	112	W, 77-49
Oklahoma State	46	W, 70-65
Grambling State	128	W, 74-48

Tech returned to the site of its 2022 ACC tournament championship on Dec. 11 vs. Oklahoma State.



Hunter Cattoor is fifth all-time at VT in career 3-pointers made with 248.





## SEASON BREAKDOWN

### TECH'S RECORD WHEN...

	2022-23
Overall	19-14
ACC	8-12
At home	13-4
On the road	2-9
At neutral sites	4-1
After a win	12-7
After a loss	6-7
In overtime	0-1
vs. ranked opponents	2-4
Winning the opening tip	10-3
Losing the opening tip	9-11
Decided by 1-4 points or OT	4-6
Decided by 5-10 points	7-6
Decided by 11-20 points	3-2
Decided by 21+ points	5-0
Leading at half	19-3
Tied at half	0-1
Trailing at half	0-10
VT shoots 50% or better	11-2
VT shoots 40-49.9%	6-10
VT shoots less than 40%	2-2
VT out-shoots opponent	16-4
Opp. out-shoots VT	3-10
Opp. shoots 40% or better	14-12
Opp. shoots less than 40%	5-2
VT out-rebounds opponent	9-3
Opp. out-rebounds VT	6-10
Rebounds are tied	4-1
VT has more FT attempts	13-3
Opp. has more FT attempts	5-11
VT makes more 3-pointers	12-5
Opp. makes more 3-pointers	5-7
VT wins turnover battle	12-6
Opp. wins turnover battle	5-6
Turnovers are tied	2-2
VT scores 100+	0-0
VT scores 90-99 points	3-0
VT scores 80-89 points	3-1
VT scores 70-79 points	9-7
VT scores 60-69 points	4-5
VT scores 50-59 points	0-1
VT scores < 50 points	0-0
Opp. scores > 99 points	0-0
Opp. scores 90-99 points	0-2
Opp. scores 80-89 points	1-3
Opp. scores 70-79 points	6-7
Opp. scores 60-69 points	5-1
Opp. scores 50-59 points	5-1
Opp. scores < 50 points	2-0
Playing on Monday	3-0
Playing on Tuesday	2-2
Playing on Wednesday	1-7
Playing on Thursday	2-0
Playing on Friday	2-0
Playing on Saturday	6-4
Playing on Sunday	3-1
In November	7-1
In December	4-2
In January	2-6
In February	4-4
In March	2-1
Playing during the day	8-1
Playing at night	11-13
Wearing White	12-4
Wearing Maroon	1-4
Wearing Orange	4-4
Wearing Black	2-2

### STARTING LINEUPS

#### W/L

1-0	Sean Pedulla, Hunter Cattoor, Darius Maddox, Grant Basile, Lynn Kidd
9-4	Sean Pedulla, Hunter Cattoor, Darius Maddox, Justyn Mutts, Grant Basile
1-0	Sean Pedulla, Hunter Cattoor, Darius Maddox, Justyn Mutts, Lynn Kidd
0-2	Sean Pedulla, Darius Maddox, Justyn Mutts, Grant Basile, Lynn Kidd
0-2	Sean Pedulla, MJ Collins, Darius Maddox, Justyn Mutts, Lynn Kidd
1-0	Sean Pedulla, Hunter Cattoor, Justyn Mutts, Grant Basile, Lynn Kidd
7-6	Sean Pedulla, Hunter Cattoor, MJ Collins, Justyn Mutts, Grant Basile

#### Margin of Victory/Defeat

	1	2	3	4	5	6	7	8	9	10	11-19	20+
Wins	-	1	2	1	2	2	1	1	-	1	3	5
Losses	1	2	1	1	1	2	1	-	1	2	1	1

#### Most First Half Points

Virginia Tech	57 vs. William & Mary (11/13/22)
Opponents	53 by NC State (3/8/23)

#### Most Second Half Points

Virginia Tech	51 vs. NC State (3/8/23)
Opponents	47 (2x) last by Notre Dame (2/11/23)

#### Fewest First Half Points

Virginia Tech	22 vs. NC State (1/7/23)
Opponents	21 by Dayton (12/7/22)

#### Fewest Second Half Points

Virginia Tech	19 at Clemson (1/21/23)
Opponents	23 by Grambling State (12/17/22)

#### Largest Halftime Lead

Virginia Tech	25 vs. Delaware State (11/7/22)
Opponents	27 by NC State (3/8/23)

#### Largest Margin of Victory

Virginia Tech	38 vs. Delaware State (11/7/22)
Opponents	20 by NC State (3/8/23)

### MISCELLANEOUS

#### How 1st Points Were Scored

Layup	12
3FG	9
Jumper	6
Dunk	2
Free Throw	4
Tip-in	-

#### Rebounds Leader

Grant Basile	8
Hunter Cattoor	1
MJ Collins	1
Lynn Kidd	5
Darius Maddox	1
Justyn Mutts	22
Sean Pedulla	5
Mylyjael Poteat	4

#### Blocks Leader

Grant Basile	17
John Camden	1
Hunter Cattoor	2
Lynn Kidd	6
Darius Maddox	2
Justyn Mutts	10
Sean Pedulla	4
Mylyjael Poteat	2
Rodney Rice	1

#### 15+ Rebounds

-	-
20+ Rebounds	-
-	-
5+ Assists	-
Grant Basile	1
Hunter Cattoor	2
Justyn Mutts	15
Sean Pedulla	10

#### Scored VT's 1st Points

Grant Basile	10
Hunter Cattoor	3
MJ Collins	2
Lynn Kidd	2
Darius Maddox	1
Justyn Mutts	11
Sean Pedulla	4

#### Assists Leader

Grant Basile	5
Hunter Cattoor	2
MJ Collins	1
Darius Maddox	1
Justyn Mutts	19
Sean Pedulla	12

#### 10+ Points

Grant Basile	28
Hunter Cattoor	16
MJ Collins	3
Lynn Kidd	4
Darius Maddox	10
Justyn Mutts	25
Sean Pedulla	30
Mylyjael Poteat	1
Rodney Rice	3

#### 10+ Assists

-	-
5+ Steals	-
Justyn Mutts	1
Sean Pedulla	1

#### First Off VT Bench

Grant Basile	1
John Camden	3
MJ Collins	13
Lynn Kidd	18
Mylyjael Poteat	8
Rodney Rice	3

#### Steals Leader

Grant Basile	6
Hunter Cattoor	8
MJ Collins	3
Lynn Kidd	3
Darius Maddox	3
Justyn Mutts	15
Sean Pedulla	13
Mylyjael Poteat	2
Rodney Rice	3

#### 20+ Points

Grant Basile	10
Hunter Cattoor	3
Justyn Mutts	2
Sean Pedulla	6

#### Double-Doubles

Grant Basile	3
Justyn Mutts	9

#### Points Leader

Grant Basile	15
Hunter Cattoor	3
Darius Maddox	1
Justyn Mutts	4
Sean Pedulla	14
Rodney Rice	1

#### 30+ Points

Grant Basile	3
--------------	---

#### 10+ Rebounds

Grant Basile	3
Lynn Kidd	1
Justyn Mutts	9

#### Triple-Doubles

-	-
---	---

THE LAST TIME

LAST TIME VIRGINIA TECH...

Scored 100+ points and won	100-64, vs. Delaware State, 11/20/19
Scored 100+ points and lost	100-104 (2OT), vs. Maryland, 2/27/10
Played in OT	65-70 (OT), at Boston College, 12/21/22
Played in consecutive OTs	82-77 (OT), vs. UAB, 11/28/15; 79-81 (OT), vs. Northwestern, 12/1/15
Played in 2OT	79-77 (2OT), vs. North Carolina, 1/22/20
Played in 3OT	95-102 (3OT), vs. Miami (Fla.), 2/19/20
Scored 100+ points	100-64, vs. Delaware State, 11/20/19
Scored 90-99 points	93-87, at Notre Dame, 2/11/23
Scored 80-89 points	82-60, vs. Florida State, 3/4/23
Scored 70-79 points	77-97, vs. NC State, 3/8/23
Scored 60-69 points	67-64, vs. Notre Dame, 3/7/23
Scored 50-59 points	50-51, at #19 Clemson, 1/21/23
Scored 40-49 points	47-24, at #23 NC State, 2/2/19
Scored 30-39 points	39-65, at #19 Virginia, 1/4/20
Scored 20-29 points	27-40, at McGuire Hospital, 2/2/46
Scored 10-19 points	16-45, at Virginia, 1/30/39
Scored less than 10 points	9-29, vs. North Carolina, 1/12/35
Allowed 100+ points	95-102 (3OT), vs. Miami (Fla.), 1/19/20
Allowed 90-99 points	77-97, vs. NC State, 3/8/23
Allowed 80-89 points	65-81, at Duke, 2/25/23
Allowed 70-79 points	70-76, vs. #13 Miami, 2/21/23
Allowed 60-69 points	67-64, vs. Notre Dame, 3/7/23
Allowed 50-59 points	71-54, at Louisville, 2/28/23
Allowed 40-49 points	74-48, vs. Grambling State, 12/17/22
Allowed 30-39 points	65-39, vs. Radford, 11/15/21
Allowed 20-29 points	47-24, at #23 NC State, 2/2/19
Allowed 10-19 points	60-19, vs. Lynchburg, 1/9/46
Allowed less than 10 points	28-9, vs. Hampden-Sydney, 1/17/1923
Scored at least 60 points in a half	66, 2nd Half, vs. The Citadel, 11/12/17
Largest margin of victory	83 points, vs. Randolph-Macon (87-4), 1/10/1911
Largest margin of victory in ACC	38 points, vs. Wake Forest (84-46), 2/27/21
Defeated a ranked opponent on the road	47-24, at #23 NC State, 2/2/19
Defeated a ranked opponent at home	74-68, vs. #6 Virginia, 2/4/23
Defeated a ranked opponent on a neutral court	82-67, vs. #7 Duke, 3/12/22
Defeated a defending national champion	65-51, vs. #8 Virginia, 1/30/21
Held opponent without a double-figure scorer	65-39, vs. Radford, 11/15/21
Failed to have a double-figure scorer	41-57, vs. Temple, 2/25/96
Had 5 or more players score in double figures	5, vs. Florida State, 3/4/23
Had 6 or more players score in double figures	vs. Cornell, 12/8/21
Had 7 or more players score in double figures	vs. Cornell, 12/8/21
Did not make a 3FG	at Providence, 2/1/03
Opponent did not make a 3FG	vs. Virginia, 2/14/22
Did not shoot a FT in the first half	at Georgia Tech, 2/15/23
Did not shoot a FT in the second half	at #10 Virginia, 1/18/23
Opponent did not shoot a FT	vs. Merrimack, 11/21/21
Opponent did not make a FT	vs. Florida State, 3/4/23
Held an opponent under 10 points in a half	9 points, vs. Eastern Michigan (1H), 12/22/11
Held an opponent under 20 points in a half	17 points, vs. Pitt (1H), 2/7/22
Had double-figure blocked shots	10, 84-46, vs. Wake Forest, 2/27/21
Came back from a double-figure deficit to win	10 points, vs. Grambling State, 12/17/22
Lost a double-digit lead	11 points, at Boston College, 1/22/22
Led by 20 or more points at halftime	21 points, vs. Dayton, 12/7/22
Had 20-29 assists in a game	21, vs. Florida State, 3/4/23
Had 30 or more assists	36, vs. The Citadel, 11/12/17
Held a team under 20 percent from the floor	16.7%, at No. 23/22 NC State, 2/2/19
Held a team under three made FGs in a half	2 FG, vs. Notre Dame, 1/10/21
Won an ACC Tournament Championship	82-67, vs. #7 Duke, 3/12/22
Won an NCAA Tournament game	67-58, vs. Liberty, 3/24/19

WHAT'S A HOKIE?

The answer leads all the way back to 1896 when Virginia Agricultural and Mechanical College changed its name to Virginia Polytechnic Institute. With the change came the necessity for writing a new cheer and a contest for such a purpose was held by the student body.



Senior O.M. Stull won first prize for his "Hokie" yell which is still used today. Later, when asked if "Hokie" had any special meaning, Stull explained the word was solely the product of his imagination and was used only as an attention-getter for his yell. It soon became a nickname for all Tech teams and for those people loyal to Tech athletics.

The official university school colors - Chicago Maroon and Burnt Orange - also were introduced in 1896. The colors were chosen by a committee because they made a 'unique combination' not worn elsewhere at the time. The official definition of "Hokie" is "a loyal Virginia Tech Fan."



OUR NAME

When referring to our name, we ask that you use Virginia Tech, Hokies or Tech - and not 'Vah Tech.' Thank you!

## THE LAST TIME

### LAST TIME A VIRGINIA TECH PLAYER...

Recorded a double-double	Justyn Mutts (18 pts./13 rebs.), vs. Notre Dame, 3/7/23
Recorded a triple-double	Justyn Mutts (12 pts./14 rebs./11 ast.), vs. Syracuse, 2/12/22
Two Tech players recorded double-doubles in same game	Keve Aluma (14 pts./12 rebs.) & Justyn Mutts (14 pts./11 rebs.), at Notre Dame, 1/27/21
Two Tech players recorded double-doubles in consecutive games	vs. North Carolina (ACC Tournament), 3/13/09; vs. Duquesne (NIT), 3/18/09
Had five or more steals	Sean Pedulla (5), at Georgia Tech, 2/15/23
Had 10 or more assists in a game	Justyn Mutts (11), vs. Syracuse, 2/12/22
Had 20 or more rebounds in a game	Jeff Allen (21), vs. Longwood, 12/14/08
Two Tech players with double-figure rebounds	Grant Basile (10) and Lynn Kidd (10), vs. Delaware State, 11/7/22
Two Tech players had five or more assists	Justyn Mutts (9) & Sean Pedulla (5), at Notre Dame, 2/11/23
Three Tech players had five or more assists	Justyn Mutts (8), Hunter Cattoor (8) & Grant Basile (5), vs. Syracuse, 1/28/23
Four Tech players had five or more assists	Kerry Blackshear Jr. (8), Devin Wilson (7), Justin Robinson (7) & Chris Clarke (5), vs. The Citadel, 11/12/17
Three Tech players made five or more 3FG	Nahiem Alleyne (5), Jalen Cone (5) & Isaiah Wilkins (5), vs. Delaware State, 11/20/19
Eight or more Tech players made a 3FG	8 players, at Pitt, 2/5/22
Two Tech players scored 20 or more points	Hunter Cattoor (20) & Sean Pedulla (20), at Miami, 1/31/23
Three Tech players scored 20 or more points	Nickeil Alexander-Walker (25), Ahmed Hill (23) & Justin Robinson (23), vs. #23 Purdue, 11/18/18
Two Tech players scored 20 or more points in consecutive games	Nickeil Alexander-Walker & Kerry Blackshear Jr., 11/10/17 & 11/12/17
Tech player scored 30 or more points in consecutive games	Grant Basile, 2/8/23 & 2/11/23
Tech freshman scored 20 or more points in a game	Sean Pedulla (20), at Florida State, 1/29/22
Three Tech freshmen scored in double figures in a game	Hunter Cattoor (14), Jalen Cone (11) & Lander Nolley II (10), vs. North Carolina, 3/10/20
Four Tech freshmen scored in double figures in a game	Landers Nolley II (21), Tyrece Radford (21), Jalen Cone (15) & Nahiem Alleyne (10), at Wake Forest, 1/14/20
Tech player scored 30-39 points in a game	Grant Basile (33), at Notre Dame, 2/11/23
Tech player scored 40-49 points in a game	Dorenzo Hudson (41), vs. Seton Hall, 1/2/10
Tech player scored 50+ points in a game	Bimbo Coles (51), vs. Southern Miss, 2/6/88
Tech player had consecutive double-doubles	Justyn Mutts, 11/17/22, 11/18/22
Tech player had three consecutive double-doubles	Keve Aluma, 1/27/21, 1/30/21, 2/3/21
Tech freshman had consecutive double-doubles	Kerry Blackshear Jr., 12/13/15, 12/19/15
Tech allowed a triple-double	Dennis Smith Jr. (27 pts./11 rebs./11 ast.), at NC State, 1/4/17
Tech had a walk-on score double figures	Christian Beyer (13), vs. Alabama A&M, 12/14/14





## THEME NIGHTS

11/7

VS. 

ACC TITLE CELEBRATION

11/10

VS. 

MILITARY APPRECIATION

11/13

VS. 

ACC TITLE CELEBRATION

12/4

VS. 

ORANGE OUT

12/7

VS. 

THE FINALS COUNTDOWN

12/17

VS. 

THE KIDS' TAKEOVER DAY

1/23

VS. 

BLACK OUT

1/28

VS. 

COACHES VS. CANCER

2/4

VS. 

MAROON OUT

2/18

VS. 

#LOVE GAME

2/21

VS. 

WHITE OUT

3/4

VS. 


SENIOR DAY




2022-23 VIRGINIA TECH MEN'S BASKETBALL / HOKIESPORTS.COM / @HOKIESMBB

13





## MIKE YOUNG

Head Coach | Fourth Season at Virginia Tech

2020-21 ACC Coach of the Year

### CAREER RECORDS

Overall Record	372-294
Conference Games	210-162
Non-Conference Games	157-130
Conference Tournament	25-15
NCAA Tournament	1-7
Overtime Games	20-17
One-Point Games	12-15
vs. AP Top 25	9-29

### VS. CURRENT ACC HEAD COACHES

Coach	All	VT	Wofford
Earl Grant	0-3	0-3	-
Brad Brownell	4-5	4-3	0-2
Jon Scheyer	1-1	1-1	-
Leonard Hamilton	2-1	2-1	-
Josh Pastner	3-4	2-3	1-1
Kenny Payne	1-0	1-0	-
Jim Larrañaga	4-6	3-5	1-1
Kevin Keatts	2-3	2-3	-
Hubert Davis	2-2	2-2	-
Mike Brey	6-2	6-1	0-1
Jeff Capel III	4-1	4-1	-
Jim Boeheim	3-3	3-3	-
Tony Bennett	3-5	3-4	0-1
Steve Forbes	8-5	2-2	6-3
<b>Total</b>	<b>43-41</b>	<b>35-32</b>	<b>8-9</b>

#### vs. Coach Young

Earl Grant	3-0 at BC
Brad Brownell	5-4 at Clemson
Jon Scheyer	1-1 at Duke
Leonard Hamilton	1-2 at Florida State
Josh Pastner	4-3 at Georgia Tech
Kenny Payne	0-1 at Louisville
Jim Larrañaga	0-1 at GMU; 6-3 at Miami
Kevin Keatts	3-2 at NC State
Hubert Davis	2-2 at UNC
Mike Brey	2-6 at Notre Dame
Jeff Capel III	1-4 at Pitt
Jim Boeheim	3-3 at Syracuse
Tony Bennett	5-3 at UVA
Steve Forbes	3-6 at ETSU; 2-2 at Wake

### ▶ COACH YOUNG: CAREER BREAKDOWN

Season	School	Overall	Conference	Finish	Postseason	Ranking	RPI/NET
2002-03	Wofford	14-15 .483	8-8 .500	T6th	-	-/-	219
2003-04	Wofford	9-20 .310	4-12 .250	T10th	-	-/-	273
2004-05	Wofford	14-14 .500	7-9 .438	8th	-	-/-	225
2005-06	Wofford	11-18 .379	6-9 .400	9th	-	-/-	287
2006-07	Wofford	10-20 .333	5-13 .278	T9th	-	-/-	295
2007-08	Wofford	16-16 .500	8-12 .400	8th	-	-/-	191
2008-09	Wofford	16-14 .533	12-8 .600	4th	-	-/-	177
2009-10	Wofford	26-9 .743	15-3 .833	1st	NCAA First Round	-/-	73
2010-11	Wofford	21-13 .618	14-4 .778	T1st	NCAA First Round	-/-	105
2011-12	Wofford	19-14 .576	12-6 .667	T2nd	CBI	-/-	178
2012-13	Wofford	13-19 .406	7-11 .389	T8th	-	-/-	253
2013-14	Wofford	20-13 .606	11-5 .688	T3rd	NCAA First Round	-/-	152
2014-15	Wofford	28-7 .800	16-2 .889	1st	NCAA First Round	RV/-	49
2015-16	Wofford	15-17 .469	11-7 .611	T3rd	-	-/-	202
2016-17	Wofford	16-17 .485	10-8 .556	T4th	-	-/-	189
2017-18	Wofford	21-13 .618	11-7 .611	T4th	CIT	-/-	141
2018-19	Wofford	30-5 .857	18-0 1.000	1st	NCAA Second Round	19/18	14
<b>Totals</b>	<b>17 Seasons</b>	<b>299-244 .551</b>	<b>175-124 .585</b>				
2019-20	Virginia Tech	16-16 .500	7-13 .350	T10th	-	-/-	92
2020-21	Virginia Tech	15-7 .682	9-4 .692	3rd	NCAA First Round	25/RV	51
2021-22	Virginia Tech	23-13 .639	11-9 .550	7th	NCAA First Round	RV/RV	27
2022-23	Virginia Tech	19-14 .576	8-12 .400	11th	-	-/RV	70
<b>Totals</b>	<b>4 Seasons</b>	<b>73-50 .593</b>	<b>35-38 .479</b>				
<b>Overall</b>	<b>21 Seasons</b>	<b>372-294 .559</b>	<b>210-162 .565</b>				

### ▶ THE YOUNG FILE

Born	5/1/1963
Hometown	Radford, Virginia
Wife	Margaret
Children	Cooper, Davis
Education	Emory & Henry, 1986
Joined Tech Staff	4/7/2019
Years as College Head Coach	20
Years as College Coach	35

#### Coaching Career

1986-88	Assistant Coach, Emory & Henry
1988-89	Assistant Coach, Radford
1989-02	Assistant Coach, Wofford
2002-19	Head Coach, Wofford
2019-pr.	Head Coach, Virginia Tech

### ▶ ACCOMPLISHMENTS

#### Seven NCAA Tournaments

2022, 2021, 2019, 2015, 2014, 2011, 2010

#### One ACC Tournament Championship

2022

#### Five SoCon Tournament Championships

2019, 2015, 2014, 2011, 2010

#### Four SoCon Regular-Season Titles

2019, 2015, 2011, 2010

#### Two-time National Coach of the Year

2019 (Sporting News), 2010 (Hugh Durham)

#### Three AP All-America Selections

Fletcher Magee (2018-19), Karl Cochran (2014-15), Noah Dahlman (2009-10)

# O HUNTER CATTOOR

SENIOR Guard | 6-3 | 200 | M.A. in Education, Liberal Arts and Human Sciences  
Orlando, Florida | Bishop Moore



## SEASON/CAREER BESTS

### POINTS

Season 22 vs. William & Mary (11/13/22)  
Career 31 vs. Duke (3/12/22)

### REBOUNDS

Season 7 (2x), last at GT (2/15/23)  
Career 9 vs. Radford (11/15/21)

### ASSISTS

Season 8 vs. Syracuse (1/28/23)  
Career 8 vs. Syracuse (1/28/23)

### BLOCKS

Season 2 (2x), last vs. Pitt (2/18/23)  
Career 3 vs. Wake Forest (2/27/21)

### STEALS

Season 4 (2x), last vs. Miami (2/21/23)  
Career 4 (2x), last vs. Miami (2/21/23)

### MINUTES

Season 40 (3x), last vs. Miami (2/21/23)  
Career 40 (3x), last vs. Miami (2/21/23)

### FIELD GOALS MADE

Season 7 (2x), last at CofC (11/20/22)  
Career 11 vs. Duke (3/12/22)

### FIELD GOALS ATTEMPTED

Season 13 at CofC (11/20/22)  
Career 16 vs. Duke (3/12/22)

### 3-PT. FIELD GOALS MADE

Season 6 (2x), last vs. Syracuse (1/28/23)  
Career 9 at Florida State (1/29/22)

### 3-PT. FIELD GOALS ATTEMPTED

Season 10 (5x), last at Louisville (2/28/23)  
Career 11 at Florida State (1/29/22)

### FREE THROWS MADE

Season 7 vs. Oklahoma State (12/11/22)  
Career 7 vs. Oklahoma State (12/11/22)

### FREE THROWS ATTEMPTED

Season 8 vs. Oklahoma State (12/11/22)  
Career 8 (2x), last vs. Oklahoma St. (12/11/22)

## CAREER STATS

SEASON	TEAM	GP-GS	MIN/AVG	FG-FGA	FG%	3FG-3FGA	3FG%	FT-FTA	FT%	OFF	DEF	TOT	AVG	PF-FO	A	TO	BLK	STL	PTS	AVG
2019-20	VT	31-3	628/20.3	69-165	.418	51-127	.402	14-22	.636	4	73	77	2.5	44-0	35	16	4	31	203	6.5
2020-21	VT	22-2	492/22.3	57-125	.456	39-90	.433	34-43	.791	2	39	41	1.9	34-1	30	26	11	20	187	8.5
2021-22	VT	36-36	1183/32.9	121-278	.435	83-199	.417	36-50	.720	12	131	143	4.0	80-0	73	36	6	39	361	10.0
2022-23	VT	29-29	989/34.1	99-231	.429	75-177	.424	39-51	.765	8	102	110	3.8	52-0	69	27	4	29	312	10.8
<b>TOTAL</b>		<b>118-70</b>	<b>3292/27.9</b>	<b>346-799</b>	<b>.433</b>	<b>248-593</b>	<b>.418</b>	<b>123-166</b>	<b>.741</b>	<b>26</b>	<b>345</b>	<b>371</b>	<b>3.1</b>	<b>210-1</b>	<b>207</b>	<b>105</b>	<b>25</b>	<b>119</b>	<b>1063</b>	<b>9.0</b>

- 2022 ACC Tournament MVP; 31 points vs. Duke in title game. *Last name pronounced: cuh-TOUR*
- MVP of Basketball Hall of Fame Shootout vs. St. Bonaventure.
- One of Tech's top threats from three.
- Had 12 games of hitting three or more 3FGs in back-to-back seasons (2020-22).
- Reached double-figure scoring 17 times as a junior.
- Erupted for nine 3-pointers (tied single-game program record) at Florida State, which was the turning point in the Hokies' 2021-22 season.
- Originally committed to Wofford, but signed with the Hokies after Virginia Tech's hiring of Mike Young.
- Four-year letterwinner at Bishop Moore High School.
- Scored 1,420 points in high school. Was a 3-star recruit (247 Sports).
- Also played quarterback on Bishop Moore's football team.
- Wants to coach basketball when playing career is over.

## 2022-23 GAME-BY-GAME STATS

Opponent	Date	GS	MIN	Total		3-Pointers		Free throws		Rebounds				PF	A	TO	BLK	STL	PTS	AVG	
				FG-FGA	PCT	3FG-3FGA	PCT	FT-FTA	PCT	OFF	DEF	TOT	AVG								
Delaware St.	11/07/2022	*	25:22	2-6	.333	1-4	.250	1-2	.500	1	2	3	3.0	0	2	0	2	0	6	6.0	
Lehigh	11/10/2022	*	29:19	2-4	.500	1-3	.333	1-2	.500	0	1	1	2.0	1	4	1	0	0	6	6.0	
William & Mary	11/13/2022	*	29:18	7-11	.636	6-10	.600	2-2	1.000	0	3	3	2.3	1	3	0	0	0	22	11.3	
vs Old Dominion	11/17/2022	*	30:09	3-7	.429	2-4	.500	2-2	1.000	0	3	3	2.5	3	0	0	0	0	10	11.0	
vs Penn St.	11/18/2022	*	38:04	1-6	.167	1-5	.200	0-0	.000	0	4	4	2.8	1	1	0	0	4	3	9.4	
at Col. of Charleston	11/20/2022	*	38:07	7-13	.538	3-7	.429	0-2	.000	0	5	5	3.2	1	1	2	0	2	17	10.7	
Charleston So.	11/25/2022	*	33:31	2-10	.200	2-6	.333	2-2	1.000	2	5	7	3.7	3	4	1	0	0	8	10.3	
Minnesota	11/28/2022	*	31:07	2-6	.333	2-4	.500	0-0	.000	0	6	6	4.0	1	1	2	0	0	6	9.8	
North Carolina	12/04/2022	*	29:12	5-7	.714	3-4	.750	0-1	.000	0	3	3	3.9	3	1	0	0	0	13	10.1	
Dayton	12/07/2022	*	32:36	3-8	.375	1-6	.167	0-0	.000	0	3	3	3.8	1	0	0	0	1	7	9.8	
vs Oklahoma St.	12/11/2022	*	35:05	1-5	.200	0-3	.000	7-8	.875	0	6	6	4.0	1	1	1	0	3	9	9.7	
Grambling	12/17/2022	*	25:16	4-8	.500	4-8	.500	1-2	.500	0	4	4	4.0	2	1	0	0	0	13	10.0	
at Boston College	12/21/2022	*	29:54	2-5	.400	1-3	.333	0-0	.000	0	5	5	4.1	3	1	2	0	1	5	9.6	
at Virginia	01/18/2023	*	34:04	4-8	.500	3-6	.500	0-0	.000	1	5	6	4.2	2	5	1	0	0	11	9.7	
at Clemson	01/21/2023	*	36:43	2-8	.250	2-7	.286	0-0	.000	0	4	4	4.2	0	3	2	0	1	6	9.5	
Duke	01/23/2023	*	40:00	5-10	.500	5-10	.500	0-1	.000	0	2	2	4.1	0	0	0	0	2	15	9.8	
Syracuse	01/28/2023	*	35:54	6-10	.600	6-10	.600	2-2	1.000	0	3	3	4.0	2	8	2	0	1	20	10.4	
at Miami (FL)	01/31/2023	*	39:03	6-10	.600	3-6	.500	5-5	1.000	1	3	4	4.0	0	4	2	0	1	20	10.9	
Virginia	02/04/2023	*	34:00	3-10	.300	3-7	.429	1-3	.333	0	4	4	4.0	2	2	1	0	0	10	10.9	
Boston College	02/08/2023	*	38:00	2-10	.200	2-9	.222	2-2	1.000	0	4	4	4.0	2	3	3	0	0	8	10.8	
at Notre Dame	02/11/2023	*	35:49	2-3	.667	2-3	.667	2-2	1.000	0	4	4	4.0	2	3	0	0	1	8	10.6	
at Georgia Tech	02/15/2023	*	40:00	3-7	.429	3-7	.429	2-2	1.000	0	7	7	4.1	3	3	0	0	1	11	10.6	
Pittsburgh	02/18/2023	*	32:09	4-7	.571	3-4	.750	1-3	.333	0	5	5	4.2	3	3	0	2	0	12	10.7	
Miami (FL)	02/21/2023	*	40:00	5-11	.455	5-10	.500	0-0	.000	2	4	6	4.3	4	4	0	0	4	15	10.9	
at Duke	02/25/2023	*	37:41	2-4	.500	0-2	.000	2-2	1.000	0	0	0	4.1	3	0	3	0	1	6	10.7	
at Louisville	02/28/2023	*	34:26	4-12	.333	3-10	.300	0-0	.000	0	1	1	4.0	2	4	0	0	2	11	10.7	
Florida St.	03/04/2023	*	33:30	4-9	.444	4-9	.444	2-2	1.000	0	2	2	3.9	2	4	1	0	1	14	10.8	
vs Notre Dame	03/07/2023	*	38:37	3-6	.500	3-4	.750	2-2	1.000	1	2	3	3.9	2	2	1	0	2	11	10.8	
vs NC State	03/08/2023	*	32:15	3-10	.300	1-6	.167	2-2	1.000	0	2	2	3.8	2	1	2	0	1	9	10.8	
<b>Totals</b>			<b>29</b>	<b>989:12</b>	<b>99-231</b>	<b>.429</b>	<b>75-177</b>	<b>.424</b>	<b>39-51</b>	<b>.765</b>	<b>8</b>	<b>102</b>	<b>110</b>	<b>3.8</b>	<b>52</b>	<b>69</b>	<b>27</b>	<b>4</b>	<b>29</b>	<b>312</b>	<b>10.8</b>

## Player Averages

Games Played	Minutes/game	Points/game	FG Pct	3FG Pct	FT Pct	Rebounds/game	Assists/game	Turnovers/game	Assist/Turnover ratio	Steals/game	Blocks/game
29	34.1	10.8	42.9	42.4	76.5	3.8	2.4	0.9	2.6	1.0	0.1

## PRODUCTION TRACKER

	This Season	Career
Scored 10+ Points	16	54
Scored 20+ Points	3	6
Led Tech in Scoring	3	11
Made 3+ 3FGs	15	39
Led Tech in 3FGM	19	45
Shot over 40% from 3	17	64
Had a Double-Double	-	-
Had Multiple Assists	17	56
Had Multiple Steals	7	33





# 1 RODNEY RICE

**FRESHMAN** Guard | 6-4 | 195 | Communication  
Clinton, Maryland | DeMatha Catholic



## SEASON/CAREER BESTS

### POINTS

Season 17 vs. NC State (3/8/23)  
Career 17 vs. NC State (3/8/23)

### REBOUNDS

Season 5 vs. Notre Dame (3/7/23)  
Career 5 vs. Notre Dame (3/7/23)

### ASSISTS

Season 2 (2x), last vs. Florida St. (3/4/23)  
Career 2 (2x), last vs. Florida St. (3/4/23)

### BLOCKS

Season 1 (2x), last vs. Notre Dame (3/7/23)  
Career 1 (2x), last vs. Notre Dame (3/7/23)

### STEALS

Season 3 at Syracuse (1/11/23)  
Career 3 at Syracuse (1/11/23)

### MINUTES

Season 29 at Syracuse (1/11/23)  
Career 29 at Syracuse (1/11/23)

### FIELD GOALS MADE

Season 5 vs. NC State (3/8/23)  
Career 5 vs. NC State (3/8/23)

### FIELD GOALS ATTEMPTED

Season 10 vs. Florida State (3/4/23)  
Career 10 vs. Florida State (3/4/23)

### 3-PT. FIELD GOALS MADE

Season 5 vs. NC State (3/8/23)  
Career 5 vs. NC State (3/8/23)

### 3-PT. FIELD GOALS ATTEMPTED

Season 7 (2x), last vs. NC State (3/8/23)  
Career 7 (2x), last vs. NC State (3/8/23)

### FREE THROWS MADE

Season 4 at Louisville (2/28/23)  
Career 4 at Louisville (2/28/23)

### FREE THROWS ATTEMPTED

Season 5 at Louisville (2/28/23)  
Career 5 at Louisville (2/28/23)

## CAREER STATS

SEASON	TEAM	GP-GS	MIN/AVG	FG-FGA	FG%	3FG-3FGA	3FG%	FT-FTA	FT%	OFF	DEF	TOT	AVG	PF-FO	A	TO	BLK	STL	PTS	AVG
2022-23	VT	7-0	136/19.4	15-45	.333	12-33	.364	8-10	.800	1	19	20	2.9	7-0	6	6	2	6	50	7.1
<b>TOTAL</b>		<b>7-0</b>	<b>136/19.4</b>	<b>15-45</b>	<b>.333</b>	<b>12-33</b>	<b>.364</b>	<b>8-10</b>	<b>.800</b>	<b>1</b>	<b>19</b>	<b>20</b>	<b>2.9</b>	<b>7-0</b>	<b>6</b>	<b>6</b>	<b>2</b>	<b>6</b>	<b>50</b>	<b>7.1</b>

- Suffered a broken finger in his right hand at the end of the Jan. 14 practice and missed 5.5 weeks.
- Recovered from ankle surgery in August to make his season debut at Syracuse on Jan. 11.
- Three-year letterwinner at DeMatha where he played one season under the direction of current Tech associate head coach Mike Jones.
- All-Met First Team selection in 2021-22 after leading the Stags in scoring.
- Averaged 18.5 points per game across a three-year career at DeMatha.
- Four-star recruit ranked 45th overall, third in Maryland and eighth at his position by ESPN.
- Chose the Hokies over Louisville, Alabama, Notre Dame, Georgetown and Maryland.
- Father, Rodney Rice Sr., played basketball at Richmond and led the Spiders to the Sweet 16 of the 1988 NCAA Tournament.

## 2022-23 GAME-BY-GAME STATS

Opponent	Date	GS	MIN	Total		3-Pointers		Free throws		Rebounds				PF				PTS	AVG	
				FG-FGA	PCT	3FG-3FGA	PCT	FT-FTA	PCT	OFF	DEF	TOT	AVG	PF	A	TO	BLK			STL
at Syracuse	01/11/2023		29:44	1-9	.111	0-5	.000	0-0	.000	1	3	4	4.0	3	1	2	0	3	2	2.0
Miami (FL)	02/21/2023		11:20	0-3	.000	0-2	.000	0-0	.000	0	2	2	3.0	0	0	0	1	0	0	1.0
at Duke	02/25/2023		22:23	3-7	.429	3-5	.600	2-3	.667	0	2	2	2.7	1	2	2	0	2	11	4.3
at Louisville	02/28/2023		16:23	1-6	.167	1-5	.200	4-5	.800	0	0	0	2.0	3	0	0	0	0	7	5.0
Florida St.	03/04/2023		19:50	4-10	.400	2-7	.286	0-0	.000	0	4	4	2.4	0	2	0	0	0	10	6.0
vs Notre Dame	03/07/2023		17:23	1-3	.333	1-2	.500	0-0	.000	0	5	5	2.8	0	1	1	1	0	3	5.5
vs NC State	03/08/2023		18:34	5-7	.714	5-7	.714	2-2	1.000	0	3	3	2.9	0	0	1	0	1	17	7.1
<b>Totals</b>		<b>0</b>	<b>135:37</b>	<b>15-45</b>	<b>.333</b>	<b>12-33</b>	<b>.364</b>	<b>8-10</b>	<b>.800</b>	<b>1</b>	<b>19</b>	<b>20</b>	<b>2.9</b>	<b>7</b>	<b>6</b>	<b>6</b>	<b>2</b>	<b>6</b>	<b>50</b>	<b>7.1</b>

## Player Averages

Games Played	Minutes/game	Points/game	FG Pct	3FG Pct	FT Pct	Rebounds/game	Assists/game	Turnovers/game	Assist/Turnover ratio	Steals/game	Blocks/game
7	19.4	7.1	33.3	36.4	80.0	2.9	0.9	0.9	1.0	0.9	0.3

## PRODUCTION TRACKER

	This Season
Scored 10+ Points	3
Scored 20+ Points	-
Led Tech in Scoring	1
Made multiple 3FGs	3
Led Tech in 3FGM	2
Shot over 40% from 3	3
Had a Double-Double	-
Had Multiple Assists	2
Had Multiple Steals	2





# 2 MJ COLLINS

FRESHMAN Guard | 6-4 | 190 | Communication  
Clover, South Carolina | Combine Academy



## SEASON/CAREER BESTS

### POINTS

Season 12 at Notre Dame (2/11/23)  
Career 12 at Notre Dame (2/11/23)

### REBOUNDS

Season 8 vs. UNC (12/4/22)  
Career 8 vs. UNC (12/4/22)

### ASSISTS

Season 4 (2x), last vs. Florida St. (3/4/23)  
Career 4 (2x), last vs. Florida St. (3/4/23)

### BLOCKS

Season -  
Career -

### STEALS

Season 2 vs. Syracuse (1/28/23)  
Career 2 vs. Syracuse (1/28/23)

### MINUTES

Season 36 vs. Pitt (2/18/23)  
Career 36 vs. Pitt (2/18/23)

### FIELD GOALS MADE

Season 4 (2x), last at Notre Dame (2/11/23)  
Career 4 (2x), last at Notre Dame (2/11/23)

### FIELD GOALS ATTEMPTED

Season 7 (4x), last at Notre Dame (2/11/23)  
Career 7 (4x), last at Notre Dame (2/11/23)

### 3-PT. FIELD GOALS MADE

Season 3 vs. Syracuse (1/28/23)  
Career 3 vs. Syracuse (1/28/23)

### 3-PT. FIELD GOALS ATTEMPTED

Season 5 (2x), last vs. Florida St. (3/4/23)  
Career 5 (2x), last vs. Florida St. (3/4/23)

### FREE THROWS MADE

Season 6 at Louisville (2/28/23)  
Career 6 at Louisville (2/28/23)

### FREE THROWS ATTEMPTED

Season 6 at Louisville (2/28/23)  
Career 6 at Louisville (2/28/23)

## CAREER STATS

SEASON	TEAM	GP-GS	MIN/AVG	FG-FGA	FG%	3FG-3FGA	3FG%	FT-FTA	FT%	OFF	DEF	TOT	AVG	PF-FO	A	TO	BLK	STL	PTS	AVG
2022-23	VT	33-15	817/24.7	49-139	.353	18-67	.269	24-30	.800	16	62	78	2.4	44-0	45	18	0	10	140	4.2
<b>TOTAL</b>		<b>33-15</b>	<b>817/24.7</b>	<b>49-139</b>	<b>.353</b>	<b>18-67</b>	<b>.269</b>	<b>24-30</b>	<b>.800</b>	<b>16</b>	<b>62</b>	<b>78</b>	<b>2.4</b>	<b>44-0</b>	<b>45</b>	<b>18</b>	<b>0</b>	<b>10</b>	<b>140</b>	<b>4.2</b>

- A two-year letterwinner at Westminster Catawba before transferring to Combine Academy for his senior season.
- Combine ended the season ranked No. 20 in the country with a 25-5 record and a state championship in 2021-22.
- All-state, all-conference and the Male Athlete of the Year after averaging 23 points per game as a junior.
- Coached by Sim Frazier while playing for Team Curry of the summer of 2021.
- Rated the 181st-best prospect in the 2022 class on 247Sports.
- Tabbed the second-best player in the state of South Carolina and the 27th-best combo guard nationally, according to 247Sports.
- Four-star recruit and ranked 22nd at his position by ESPN.
- Chose the Hokies over Clemson, Oklahoma, Providence, South Florida and East Tennessee State.
- His sister, Reneazia, won three state championships in track.

## 2022-23 GAME-BY-GAME STATS

Opponent	Date	GS	MIN	Total		3-Pointers		Free throws		Rebounds				PF	A	TO	BLK	STL	PTS	AVG	
				FG-FGA	PCT	3FG-3FGA	PCT	FT-FTA	PCT	OFF	DEF	TOT	AVG								
Delaware St.	11/07/2022		22:25	2-7	.286	0-2	.000	0-0	.000	0	2	2	2.0	0	2	1	0	1	4	4.0	
Lehigh	11/10/2022		24:02	2-5	.400	1-3	.333	0-0	.000	0	0	0	1.0	1	1	0	0	1	5	4.5	
William & Mary	11/13/2022		16:08	2-7	.286	1-3	.333	2-2	1.000	0	0	0	0.7	4	0	0	0	7	5.3		
vs Old Dominion	11/17/2022		19:39	1-2	.500	0-0	.000	0-0	.000	0	1	1	0.8	1	2	0	0	0	2	4.5	
vs Penn St.	11/18/2022		15:45	0-2	.000	0-2	.000	2-2	1.000	1	3	4	1.4	2	1	0	0	0	2	4.0	
at Col. of Charleston	11/20/2022		25:04	2-6	.333	0-3	.000	1-1	1.000	1	3	4	1.8	3	2	1	0	0	5	4.2	
Charleston So.	11/25/2022		15:42	0-2	.000	0-1	.000	0-0	.000	0	1	1	1.7	0	0	0	0	0	0	3.6	
Minnesota	11/28/2022		20:48	1-2	.500	1-2	.500	0-0	.000	0	3	3	1.9	1	2	0	0	0	3	3.5	
North Carolina	12/04/2022		21:03	2-7	.286	1-4	.250	3-4	.750	5	3	8	2.6	3	1	0	0	0	8	4.0	
Dayton	12/07/2022		21:56	1-4	.250	0-2	.000	0-0	.000	0	2	2	2.5	0	3	0	0	0	2	3.8	
vs Oklahoma St.	12/11/2022		13:47	1-3	.333	0-2	.000	0-0	.000	0	1	1	2.4	0	0	0	0	0	2	3.6	
Grambling	12/17/2022		22:12	2-3	.667	0-1	.000	0-1	.000	0	2	2	2.3	1	3	2	0	1	4	3.7	
at Boston College	12/21/2022		21:42	0-2	.000	0-1	.000	0-0	.000	0	5	5	2.5	0	1	1	0	0	0	3.4	
at Wake Forest	12/31/2022		27:36	1-4	.250	1-2	.500	0-0	.000	0	3	3	2.6	4	1	1	0	0	3	3.4	
Clemson	01/04/2023		09:28	0-1	.000	0-0	.000	0-0	.000	0	2	2	2.5	0	0	1	0	0	0	3.1	
NC State	01/07/2023	*	28:16	3-5	.600	0-1	.000	0-0	.000	1	1	2	2.5	0	3	0	0	0	6	3.3	
at Syracuse	01/11/2023	*	20:20	0-3	.000	0-1	.000	0-0	.000	1	1	2	2.5	1	0	0	0	0	0	3.1	
at Virginia	01/18/2023		19:05	3-5	.600	2-3	.667	0-0	.000	1	3	4	2.6	0	0	0	0	0	8	3.4	
at Clemson	01/21/2023		27:45	2-3	.667	2-2	1.000	0-0	.000	0	1	1	2.5	1	0	0	0	1	6	3.5	
Duke	01/23/2023		21:45	2-4	.500	1-2	.500	1-2	.500	1	4	5	2.6	3	1	1	0	0	6	3.7	
Syracuse	01/28/2023	*	34:09	4-6	.667	3-5	.600	0-0	.000	1	0	1	2.5	4	0	2	0	2	11	4.0	
at Miami (FL)	01/31/2023	*	30:30	1-4	.250	0-1	.000	0-0	.000	0	2	2	2.5	1	1	2	0	0	2	3.9	
Virginia	02/04/2023	*	34:51	2-5	.400	0-1	.000	1-2	.500	1	4	5	2.6	2	0	1	0	0	5	4.0	
Boston College	02/08/2023	*	28:37	0-1	.000	0-1	.000	0-0	.000	0	3	3	2.6	0	2	0	0	0	0	3.8	
at Notre Dame	02/11/2023	*	34:48	4-7	.571	1-3	.333	3-3	1.000	0	2	2	2.6	2	0	1	0	0	12	4.1	
at Georgia Tech	02/15/2023	*	21:54	1-5	.200	1-2	.500	0-0	.000	1	4	5	2.7	3	2	1	0	0	3	4.1	
Pittsburgh	02/18/2023	*	35:55	1-5	.200	0-2	.000	3-4	.750	1	0	1	2.6	1	2	0	0	0	5	4.1	
Miami (FL)	02/21/2023	*	32:15	2-5	.400	1-2	.500	0-0	.000	0	1	1	2.6	0	4	0	0	1	5	4.1	
at Duke	02/25/2023	*	23:25	1-4	.250	0-1	.000	0-1	.000	0	1	1	2.5	1	2	0	0	0	2	4.1	
at Louisville	02/28/2023	*	30:03	1-5	.200	0-3	.000	6-6	1.000	1	0	1	2.5	0	3	1	0	1	8	4.2	
Florida St.	03/04/2023	*	32:33	3-6	.500	2-5	.400	2-2	1.000	0	1	1	2.4	2	4	1	0	1	10	4.4	
vs Notre Dame	03/07/2023	*	30:23	1-5	.200	0-3	.000	0-0	.000	0	2	2	2.4	3	0	1	0	0	2	4.3	
vs NC State	03/08/2023	*	32:54	1-4	.250	0-1	.000	0-0	.000	0	1	1	2.4	0	2	0	0	1	2	4.2	
<b>Totals</b>			<b>15</b>	<b>816:44</b>	<b>49-139</b>	<b>.353</b>	<b>18-67</b>	<b>.269</b>	<b>24-30</b>	<b>.800</b>	<b>16</b>	<b>62</b>	<b>78</b>	<b>2.4</b>	<b>44</b>	<b>45</b>	<b>18</b>	<b>0</b>	<b>10</b>	<b>140</b>	<b>4.2</b>

## Player Averages

Games Played	Minutes/game	Points/game	FG Pct	3FG Pct	FT Pct	Rebounds/game	Assists/game	Turnovers/game	Assist/Turnover ratio	Steals/game	Blocks/game
33	24.7	4.2	35.3	26.9	80.0	2.4	1.4	0.5	2.5	0.3	0.0

## PRODUCTION TRACKER

	This Season
Scored 10+ Points	3
Scored 20+ Points	-
Led Tech in Scoring	-
Made multiple 3FGs	4
Led Tech in 3FGM	2
Shot over 40% from 3	9
Had a Double-Double	-
Had Multiple Assists	15
Had Multiple Steals	1



# 3 SEAN PEDULLA

**SOPHOMORE** Guard | 6-1 | 195 | Sports Media and Analytics  
Edmond, Oklahoma | Edmond Memorial



## SEASON/CAREER BESTS

### POINTS

Season 25 vs. Florida State (3/4/23)  
Career 25 vs. Florida State (3/4/23)

### REBOUNDS

Season 7 at Clemson (1/21/23)  
Career 7 at Clemson (1/21/23)

### ASSISTS

Season 8 vs. Delaware State (11/7/22)  
Career 8 vs. Delaware State (11/7/22)

### BLOCKS

Season 1 (6x), last at Louisville (2/28/23)  
Career 1 (7x), last at Louisville (2/28/23)

### STEALS

Season 5 at Georgia Tech (2/15/23)  
Career 5 at Georgia Tech (2/15/23)

### MINUTES

Season 44 at Boston College (12/21/22)  
Career 44 at Boston College (12/21/22)

### FIELD GOALS MADE

Season 9 vs. Lehigh (11/10/22)  
Career 9 vs. Lehigh (11/10/22)

### FIELD GOALS ATTEMPTED

Season 18 (3x), last at Clemson (1/21/23)  
Career 18 (3x), last at Clemson (1/21/23)

### 3-PT. FIELD GOALS MADE

Season 6 vs. Florida State (3/4/23)  
Career 6 (2x), last vs. Florida St. (3/4/23)

### 3-PT. FIELD GOALS ATTEMPTED

Season 11 at Syracuse (1/11/23)  
Career 11 at Syracuse (1/11/23)

### FREE THROWS MADE

Season 8 vs. Virginia (2/4/23)  
Career 10 vs. Texas (3/18/22)

### FREE THROWS ATTEMPTED

Season 9 (2x), last vs. Virginia (2/4/23)  
Career 10 vs. Texas (3/18/22)

## CAREER STATS

SEASON	TEAM	GP-GS	MIN/AVG	FG-FGA	FG%	3FG-3FGA	3FG%	FT-FTA	FT%	OFF	DEF	TOT	AVG	PF-FO	A	TO	BLK	STL	PTS	AVG
2021-22	VT	36-0	464/12.9	62-145	.428	34-76	.447	36-40	.900	6	36	42	1.2	54-2	47	31	1	21	194	5.4
2022-23	VT	33-33	1175/35.6	174-416	.418	67-190	.353	85-99	.859	13	108	121	3.7	90-3	125	69	6	41	500	15.2
<b>TOTAL</b>		<b>69-33</b>	<b>1639/23.8</b>	<b>236-561</b>	<b>.421</b>	<b>101-266</b>	<b>.380</b>	<b>121-139</b>	<b>.871</b>	<b>19</b>	<b>144</b>	<b>163</b>	<b>2.4</b>	<b>144-5</b>	<b>172</b>	<b>100</b>	<b>7</b>	<b>62</b>	<b>694</b>	<b>10.1</b>

- Will take over the reins at point guard following the graduation of Storm Murphy. *Last name pronounced: puh-DOOL-uh*
- Solid sharpshooter from downtown – shot over 40% from three 18 times as a freshman.
- Posted a career-high 20 points at Florida State, which was the turning point in the Hokies' 2021-22 season. He drilled 6 of 7 from long range in that game.
- Guided Edmond Memorial to three state tournaments.
- Two-time all-state selection and COAC Offensive Player of the Year that averaged 17.6 points a game as a senior.
- Rated the 165th-best prospect in the 2021 class on 247Sports.
- Tabbed the second-best player in the state of Oklahoma and the 25th-best point guard nationally, according to 247Sports.
- Chose the Hokies over Minnesota and Oklahoma State.
- One of Dominic and Bernadette Pedulla's nine children. His siblings JJ, Edmund and Claire won state championships in high school basketball, while Brendan won a state championship in rugby.

## 2022-23 GAME-BY-GAME STATS

Opponent	Date	GS	MIN	Total		3-Pointers		Free throws		Rebounds				PF	A	TO	BLK	STL	PTS	AVG	
				FG-FGA	PCT	3FG-3FGA	PCT	FT-FTA	PCT	OFF	DEF	TOT	AVG								
Delaware St.	11/07/2022	*	28:11	5-12	.417	5-8	.625	3-4	.750	0	4	4	4.0	1	8	2	0	1	18	18.0	
Lehigh	11/10/2022	*	32:12	9-17	.529	1-5	.200	1-1	1.000	0	3	3	3.5	0	2	0	1	0	20	19.0	
William & Mary	11/13/2022	*	35:58	7-11	.636	4-7	.571	4-4	1.000	1	3	4	3.7	2	4	1	1	1	22	20.0	
vs Old Dominion	11/17/2022	*	34:10	7-15	.467	2-5	.400	2-5	.400	0	4	4	3.8	2	7	1	0	0	18	19.5	
vs Penn St.	11/18/2022	*	37:55	5-13	.385	0-6	.000	0-0	.000	0	1	1	3.2	1	3	1	0	3	10	17.6	
at Col. of Charleston	11/20/2022	*	33:14	7-15	.467	1-5	.200	2-2	1.000	0	3	3	3.2	3	3	4	0	2	17	17.5	
Charleston So.	11/25/2022	*	36:46	6-10	.600	1-2	.500	2-3	.667	0	4	4	3.3	1	3	1	0	0	15	17.1	
Minnesota	11/28/2022	*	35:32	8-13	.615	1-3	.333	0-0	.000	1	3	4	3.4	2	2	1	0	0	17	17.1	
North Carolina	12/04/2022	*	35:16	5-14	.357	1-5	.200	3-4	.750	0	4	4	3.4	4	4	2	0	0	14	16.8	
Dayton	12/07/2022	*	27:47	8-13	.615	2-5	.400	1-1	1.000	0	1	1	3.2	5	2	1	0	2	19	17.0	
vs Oklahoma St.	12/11/2022	*	39:05	6-16	.375	2-4	.500	2-3	.667	1	4	5	3.4	3	4	1	0	1	16	16.9	
Grambling	12/17/2022	*	32:39	5-12	.417	4-8	.500	7-9	.778	1	4	5	3.5	1	6	3	0	2	21	17.3	
at Boston College	12/21/2022	*	43:36	7-16	.438	1-5	.200	3-3	1.000	1	1	2	3.4	5	5	4	0	0	18	17.3	
at Wake Forest	12/31/2022	*	38:03	6-18	.333	1-9	.111	5-5	1.000	1	3	4	3.4	4	7	3	0	3	18	17.4	
Clemson	01/04/2023	*	36:37	5-18	.278	4-9	.444	0-0	.000	0	5	5	3.5	4	4	3	1	0	14	17.1	
NC State	01/07/2023	*	40:00	5-13	.385	1-3	.333	8-8	1.000	1	4	5	3.6	4	4	4	0	1	19	17.3	
at Syracuse	01/11/2023	*	40:00	3-15	.200	2-11	.182	2-2	1.000	0	6	6	3.8	3	7	2	0	2	10	16.8	
at Virginia	01/18/2023	*	40:00	4-9	.444	2-6	.333	0-0	.000	0	1	1	3.6	4	3	2	1	2	10	16.4	
at Clemson	01/21/2023	*	35:40	2-14	.143	1-7	.143	2-2	1.000	1	6	7	3.8	2	2	3	0	4	7	15.9	
Duke	01/23/2023	*	38:47	4-8	.500	3-5	.600	5-5	1.000	0	2	2	3.7	1	5	2	0	2	16	16.0	
Syracuse	01/28/2023	*	17:29	1-4	.250	1-3	.333	3-4	.750	0	3	3	3.7	4	2	2	0	2	6	15.5	
at Miami (FL)	01/31/2023	*	40:00	6-10	.600	2-5	.400	6-6	1.000	0	1	1	3.5	3	3	6	0	2	20	15.7	
Virginia	02/04/2023	*	34:22	6-13	.462	2-6	.333	8-9	.889	0	5	5	3.6	4	2	1	0	1	22	16.0	
Boston College	02/08/2023	*	36:52	4-13	.308	3-9	.333	1-2	.500	0	4	4	3.6	5	2	1	0	0	12	15.8	
at Notre Dame	02/11/2023	*	40:00	4-7	.571	1-3	.333	3-3	1.000	0	1	1	3.5	4	5	0	0	1	12	15.6	
at Georgia Tech	02/15/2023	*	40:00	5-17	.294	1-8	.125	0-0	.000	2	1	3	3.5	3	4	2	0	5	11	15.5	
Pittsburgh	02/18/2023	*	38:32	4-9	.444	2-3	.667	2-2	1.000	1	5	6	3.6	2	5	1	0	2	12	15.3	
Miami (FL)	02/21/2023	*	36:30	6-15	.400	2-9	.222	3-3	1.000	1	5	6	3.7	4	4	3	0	0	17	15.4	
at Duke	02/25/2023	*	33:44	5-14	.357	2-4	.500	0-0	.000	0	5	5	3.7	1	1	0	1	0	12	15.3	
at Louisville	02/28/2023	*	36:29	4-11	.364	2-4	.500	0-0	.000	0	5	5	3.8	1	5	2	1	1	10	15.1	
Florida St.	03/04/2023	*	30:37	8-12	.667	6-8	.750	3-3	1.000	1	1	2	3.7	2	1	4	0	0	25	15.4	
vs Notre Dame	03/07/2023	*	36:13	4-9	.444	1-4	.250	4-6	.667	0	3	3	3.7	3	2	3	0	1	13	15.3	
vs NC State	03/08/2023	*	33:06	3-10	.300	3-6	.500	0-0	.000	0	3	3	3.7	2	4	3	0	0	9	15.2	
<b>Totals</b>			<b>33</b>	<b>1175:23</b>	<b>174-416</b>	<b>.418</b>	<b>67-190</b>	<b>.353</b>	<b>85-99</b>	<b>.859</b>	<b>13</b>	<b>108</b>	<b>121</b>	<b>3.7</b>	<b>90</b>	<b>125</b>	<b>69</b>	<b>6</b>	<b>41</b>	<b>500</b>	<b>15.2</b>

## Player Averages

Games Played	Minutes/game	Points/game	FG Pct	3FG Pct	FT Pct	Rebounds/game	Assists/game	Turnovers/game	Assist/Turnover ratio	Steals/game	Blocks/game
33	35.6	15.2	41.8	35.3	85.9	3.7	3.8	2.1	1.8	1.2	0.2

## PRODUCTION TRACKER

	This Season	Career
Scored 10+ Points	30	35
Scored 20+ Points	6	7
Led Tech in Scoring	14	15
Made 3+ 3FGs	8	12
Led Tech in 3FGM	6	10
Shot over 40% from 3	15	33
Had a Double-Double	-	-
Had Multiple Assists	31	44
Had Multiple Steals	13	16



# 4 DARREN BUCHANAN JR.

**FRESHMAN** Forward | 6-7 | 235 | Communication  
Washington, D.C. | Woodrow Wilson



## SEASON/CAREER BESTS

### POINTS

Season -  
Career -

### REBOUNDS

Season -  
Career -

### ASSISTS

Season -  
Career -

### BLOCKS

Season -  
Career -

### STEALS

Season -  
Career -

### MINUTES

Season -  
Career -

### FIELD GOALS MADE

Season -  
Career -

### FIELD GOALS ATTEMPTED

Season -  
Career -

### 3-PT. FIELD GOALS MADE

Season -  
Career -

### 3-PT. FIELD GOALS ATTEMPTED

Season -  
Career -

### FREE THROWS MADE

Season -  
Career -

### FREE THROWS ATTEMPTED

Season -  
Career -

## CAREER STATS

	GP-GS	MIN	AVG	FG-FGA	FG%	3FG-FGA	3FG%	FT-FTA	FT%	OFF-DEF-TOT	AVG	PF-FO	AST	TO	BLK	STL	PTS	AVG	
2022-23																			
<b>TOTAL</b>																			

- Will redshirt the 2022-23 season.
- A four-year letterwinner at Woodrow Wilson in Washington, D.C.
- 2022 D.C. Gatorade Player of the Year and All-Met Player of the Year.
- Two-time DCIAA Player of the Year and two-time DCIAA champion.
- Two-time all-state first team selection, All-Met first team as a senior (joining teammate Rodney Rice) and two-time DCIAA first team.
- Averaged 17 points, 10 rebounds, four assists and three steals during his four-year career at Woodrow Wilson.
- Coached by Osman Bangura and Angelo Hernandez while playing for Team Durant on the Nike EYBL circuit for three years.
- Tabbed the second-best player in Washington, D.C., and the 47th-best small forward nationally, according to 247Sports; Three-star recruit according to multiple outlets.
- Chose the Hokies over Georgetown, Rutgers, George Mason and George Washington.
- Related to former NFL tight end Vernon Davis.

*Name pronounced: DARE-in BUH-can-in*

## 2022-23 GAME-BY-GAME STATS

OPPONENT	DATE	ST	MIN	FG-FGA	PCT	3FG-FGA	PCT	FT-FTA	PCT	OFF	DEF	TOT	PF	A	T/O	BLK	STL	PTS	
Delaware State	11/7/22																		DNP
Lehigh	11/10/22																		DNP
William & Mary	11/13/22																		DNP
vs. Old Dominion	11/17/22																		DNP
vs. Penn State	11/18/22																		DNP
at College of Charleston	11/20/22																		DNP
Charleston Southern	11/25/22																		DNP
Minnesota	11/28/22																		DNP
North Carolina	12/4/22																		DNP
Dayton	12/7/22																		DNP
vs. Oklahoma State	12/11/22																		DNP
Grambling State	12/17/22																		DNP
at Boston College	12/21/22																		DNP
at Wake Forest	12/31/22																		DNP
Clemson	1/4/23																		DNP
NC State	1/7/23																		DNP
at Syracuse	1/11/23																		DNP
at Virginia	1/18/23																		DNP
at Clemson	1/21/23																		DNP
Duke	1/23/23																		DNP
Syracuse	1/28/23																		DNP
at Miami	1/31/23																		DNP
Virginia	2/4/23																		DNP
Boston College	2/8/23																		DNP
at Notre Dame	2/11/23																		DNP
at Georgia Tech	2/15/23																		DNP
Pitt	2/18/23																		DNP
Miami	2/21/23																		DNP
at Duke	2/25/23																		DNP
at Louisville	2/28/23																		DNP
Florida State	3/4/23																		DNP
Notre Dame	3/7/23																		DNP
NC State	3/8/23																		DNP

## PRODUCTION TRACKER

	This Season
Scored 10+ Points	-
Had 5+ Rebounds	-
Had Multiple Blocks	-
Led Tech in Blocks	-
Had Multiple Steals	-
Shot over 50% from the floor	-
Played 10+ Minutes	-
Shot 5+ Free Throws	-
Had Multiple Dunks	-





# 5 PATRICK WESSLER

**FRESHMAN** Center | 7-0 | 245 | Business Marketing  
 Matthews, North Carolina | Combine Academy



*Last name pronounced: WES-ler*

- Will redshirt the 2022-23 season.
- Invited to the Allen Iverson 24K Showcase game in Memphis.
- Played his final two seasons at Combine Academy where he guided the program to a state championship in 2021-22.
- Averaged 18 points, 14 rebounds and 2.3 blocks as a senior, while Combine ended the season ranked No. 20 in the country with a 25-5 record.
- Named 2020-21 HoopState Network Sixth Man of the Year.
- Played his freshman and sophomore seasons at David W. Butler High School in Matthews, N.C.
- Southwestern 4A Conference Player of the Year.
- Completed for CC Elite on the AAU circuit.
- Rated the 148th-best prospect in the 2022 class by 247Sports; Tabbed the third-best player in the state of North Carolina and the 24th-best center nationally, according to 247Sports.
- Chose the Hokies over Providence, Southern Cal, NC State and Ole Miss.

## SEASON/CAREER BESTS

### POINTS

Season -  
 Career -

### REBOUNDS

Season -  
 Career -

### ASSISTS

Season -  
 Career -

### BLOCKS

Season -  
 Career -

### STEALS

Season -  
 Career -

### MINUTES

Season -  
 Career -

### FIELD GOALS MADE

Season -  
 Career -

### FIELD GOALS ATTEMPTED

Season -  
 Career -

### 3-PT. FIELD GOALS MADE

Season -  
 Career -

### 3-PT. FIELD GOALS ATTEMPTED

Season -  
 Career -

### FREE THROWS MADE

Season -  
 Career -

### FREE THROWS ATTEMPTED

Season -  
 Career -

## 2022-23 GAME-BY-GAME STATS

OPPONENT	DATE	ST	MIN	FG-FGA	PCT	3FG-FGA	PCT	FT-FTA	PCT	OFF	DEF	TOT	PF	A	T/O	BLK	STL	PTS	
Delaware State	11/7/22																		DNP
Lehigh	11/10/22																		DNP
William & Mary	11/13/22																		DNP
vs. Old Dominion	11/17/22																		DNP
vs. Penn State	11/18/22																		DNP
at College of Charleston	11/20/22																		DNP
Charleston Southern	11/25/22																		DNP
Minnesota	11/28/22																		DNP
North Carolina	12/4/22																		DNP
Dayton	12/7/22																		DNP
vs. Oklahoma State	12/11/22																		DNP
Grambling State	12/17/22																		DNP
at Boston College	12/21/22																		DNP
at Wake Forest	12/31/22																		DNP
Clemson	1/4/23																		DNP
NC State	1/7/23																		DNP
at Syracuse	1/11/23																		DNP
at Virginia	1/18/23																		DNP
at Clemson	1/21/23																		DNP
Duke	1/23/23																		DNP
Syracuse	1/28/23																		DNP
at Miami	1/31/23																		DNP
Virginia	2/4/23																		DNP
Boston College	2/8/23																		DNP
at Notre Dame	2/11/23																		DNP
at Georgia Tech	2/15/23																		DNP
Pitt	2/18/23																		DNP
Miami	2/21/23																		DNP
at Duke	2/25/23																		DNP
at Louisville	2/28/23																		DNP
Florida State	3/4/23																		DNP
Notre Dame	3/7/23																		DNP
NC State	3/8/23																		DNP

## PRODUCTION TRACKER

	This Season
Scored 10+ Points	-
Had 5+ Rebounds	-
Had Multiple Blocks	-
Led Tech in Blocks	-
Had Multiple Steals	-
Shot over 50% from the floor	-
Played 10+ Minutes	-
Shot 5+ Free Throws	-
Had Multiple Dunks	-



## CAREER STATS

	GP-GS	MIN	AVG	FG-FGA	FG%	3FG-FGA	3FG%	FT-FTA	FT%	OFF-DEF-TOT	AVG	PF-FO	AST	TO	BLK	STL	PTS	AVG	
2022-23																			
TOTAL																			

# 10 CAMDEN JOHNSON

**SOPHOMORE** Guard | 6-1 | 185 | Business Finance  
Waxhaw, North Carolina | Metrolina Christian Academy



## SEASON/CAREER BESTS

### POINTS

Season 1 at Duke (2/25/23)  
Career 3 vs. Merrimack (11/21/21)

### REBOUNDS

Season 2 at Duke (2/25/23)  
Career 2 at Duke (2/25/23)

### ASSISTS

Season 1 (4x), last vs. Grambling (12/17/22)  
Career 1 (5x), last vs. Grambling (12/17/22)

### BLOCKS

Season -  
Career -

### STEALS

Season -  
Career 1 (2x), last vs. Louisville (3/1/22)

### MINUTES

Season 8 vs. Delaware State (11/7/22)  
Career 8 vs. Delaware State (11/7/22)

### FIELD GOALS MADE

Season -  
Career 1 vs. Merrimack (11/21/21)

### FIELD GOALS ATTEMPTED

Season 1 (3x), last vs. Florida St. (3/4/23)  
Career 1 (6x), last vs. Florida St. (3/4/23)

### 3-PT. FIELD GOALS MADE

Season -  
Career 1 vs. Merrimack (11/21/21)

### 3-PT. FIELD GOALS ATTEMPTED

Season 1 at Duke (2/25/23)  
Career 1 (3x), last at Duke (2/25/23)

### FREE THROWS MADE

Season 1 at Duke (2/25/23)  
Career 1 at Duke (2/25/23)

### FREE THROWS ATTEMPTED

Season 2 at Duke (2/25/23)  
Career 2 at Duke (2/25/23)

- Recruited as a preferred walk-on.
- Earned full scholarship on Jan. 14, 2023.
- Averaged 14 points, 6.6 rebounds, 3.2 assists and 2.3 steals per game his senior season at Metrolina.
- Parents, Joey and Cindy Johnson, both attended Virginia Tech.

## 2022-23 GAME-BY-GAME STATS

Opponent	Date	GS	MIN	Total		3-Pointers		Free throws		Rebounds				PF A TO BLK STL PTS AVG							
				FG-FGA	PCT	3FG-3FGA	PCT	FT-FTA	PCT	OFF	DEF	TOT	AVG	PF	A	TO	BLK	STL	PTS	AVG	
Delaware St.	11/07/2022		08:18	0-0	.000	0-0	.000	0-0	.000	1	0	1	1.0	1	1	0	0	0	0	0.0	
Lehigh	11/10/2022		01:59	0-0	.000	0-0	.000	0-0	.000	0	1	1	1.0	0	0	0	0	0	0	0.0	
William & Mary	11/13/2022		01:58	0-0	.000	0-0	.000	0-0	.000	0	0	0	0.7	0	1	0	0	0	0	0.0	
Minnesota	11/28/2022		02:16	0-1	.000	0-0	.000	0-0	.000	0	0	0	0.5	0	0	0	0	0	0	0.0	
Dayton	12/07/2022		02:10	0-0	.000	0-0	.000	0-0	.000	0	1	1	0.6	0	1	1	0	0	0	0.0	
Grambling	12/17/2022		03:55	0-0	.000	0-0	.000	0-0	.000	0	0	0	0.5	1	1	0	0	0	0	0.0	
at Duke	02/25/2023		01:17	0-1	.000	0-1	.000	1-2	.500	1	1	2	0.7	0	0	0	0	0	1	0.1	
at Louisville	02/28/2023		00:58	0-0	.000	0-0	.000	0-0	.000	0	0	0	0.6	0	0	0	0	0	0	0.1	
Florida St.	03/04/2023		01:45	0-1	.000	0-0	.000	0-0	.000	1	0	1	0.7	0	0	0	0	0	0	0.1	
vs NC State	03/08/2023		00:25	0-0	.000	0-0	.000	0-0	.000	0	0	0	0.6	0	0	0	0	0	0	0.1	
<b>Totals</b>			<b>0</b>	<b>25:01</b>	<b>0-3</b>	<b>.000</b>	<b>0-1</b>	<b>.000</b>	<b>1-2</b>	<b>.500</b>	<b>3</b>	<b>3</b>	<b>6</b>	<b>0.6</b>	<b>2</b>	<b>4</b>	<b>1</b>	<b>0</b>	<b>0</b>	<b>1</b>	<b>0.1</b>

### Player Averages

Games Played	Minutes/game	Points/game	FG Pct	3FG Pct	FT Pct	Rebounds/game	Assists/game	Turnovers/game	Assist/Turnover ratio	Steals/game	Blocks/game
10	2.5	0.1	0.0	0.0	50.0	0.6	0.4	0.1	4.0	0.0	0.0

## PRODUCTION TRACKER

	This Season	Career
Scored 5+ Points	-	-
Scored 10+ Points	-	-
Made Multiple 3FGs	-	-
Made 3+ 3FGs	-	-
Led Tech in 3FGM	-	-
Shot over 40% from 3	-	1
Played 5+ Minutes	1	1
Had Multiple Assists	-	-
Had Multiple Steals	-	-



## CAREER STATS

SEASON	TEAM	GP-GS	MIN/AVG	Field Goals		3-Point		F-Throws		Rebounds				Scoring						
				FG-FGA	FG%	3FG-3FGA	3FG%	FT-FTA	FT%	OFF	DEF	TOT	AVG	PF	FO	A	TO	BLK	STL	PTS
2021-22	VT	10-0	18/1.8	1-3	.333	1-2	.500	0-0	.000	0	2	2	0.2	1-0	1	0	0	2	3	0.3
2022-23	VT	10-0	25/2.5	0-3	.000	0-1	.000	1-2	.500	3	3	6	0.6	2-0	4	1	0	0	1	0.1
<b>TOTAL</b>		<b>20-0</b>	<b>43/2.2</b>	<b>1-6</b>	<b>.167</b>	<b>1-3</b>	<b>.333</b>	<b>1-2</b>	<b>.500</b>	<b>3</b>	<b>5</b>	<b>8</b>	<b>0.4</b>	<b>3-0</b>	<b>5</b>	<b>1</b>	<b>0</b>	<b>2</b>	<b>4</b>	<b>0.2</b>

# 11 JOHN CAMDEN

**R-FRESHMAN** Forward | 6-8 | 215 | Business Management  
 Downingtown, Pennsylvania | Memphis



## SEASON/CAREER BESTS

### POINTS

Season 8 vs. Syracuse (1/28/23)  
 Career 8 vs. Syracuse (1/28/23)

### REBOUNDS

Season 6 vs. Syracuse (1/28/23)  
 Career 6 vs. Syracuse (1/28/23)

### ASSISTS

Season 3 vs. Syracuse (1/28/23)  
 Career 3 vs. Syracuse (1/28/23)

### BLOCKS

Season 1 (2x), last at Virginia (1/18/23)  
 Career 1 (2x), last at Virginia (1/18/23)

### STEALS

Season -  
 Career -

### MINUTES

Season 27 vs. Syracuse (1/28/23)  
 Career 27 vs. Syracuse (1/28/23)

### FIELD GOALS MADE

Season 3 vs. Syracuse (1/28/23)  
 Career 3 vs. Syracuse (1/28/23)

### FIELD GOALS ATTEMPTED

Season 8 vs. Syracuse (1/28/23)  
 Career 8 vs. Syracuse (1/28/23)

### 3-PT. FIELD GOALS MADE

Season 2 vs. Delaware State (11/7/22)  
 Career 2 vs. Delaware State (11/7/22)

### 3-PT. FIELD GOALS ATTEMPTED

Season 5 vs. Syracuse (1/28/23)  
 Career 5 vs. Syracuse (1/28/23)

### FREE THROWS MADE

Season 3 at Wake Forest (12/31/22)  
 Career 3 at Wake Forest (12/31/22)

### FREE THROWS ATTEMPTED

Season 5 at Wake Forest (12/31/22)  
 Career 5 at Wake Forest (12/31/22)

## CAREER STATS

SEASON	TEAM	GP-GS	MIN/AVG	FG-FGA	FG%	3FG-3FGA	3FG%	FT-FTA	FT%	OFF	DEF	TOT	AVG	PF	FO	A	TO	BLK	STL	PTS	AVG
2021-22	Mem	1-0	2/1.7	0-0	.000	0-0	.000	0-0	.000	0	1	1	1.0	0-0	0	0	0	0	0	0	0
2022-23	VT	23-0	183/8.0	9-36	.250	6-26	.231	5-9	.556	6	16	22	1.0	17-0	4	2	2	0	29	1.3	
<b>TOTAL FOR VT</b>		<b>23-0</b>	<b>183/8.0</b>	<b>9-36</b>	<b>.250</b>	<b>6-26</b>	<b>.231</b>	<b>5-9</b>	<b>.556</b>	<b>6</b>	<b>16</b>	<b>22</b>	<b>1.0</b>	<b>17-0</b>	<b>4</b>	<b>2</b>	<b>2</b>	<b>0</b>	<b>29</b>	<b>1.3</b>	
<b>TOTAL</b>		<b>24-0</b>	<b>185/7.7</b>	<b>9-36</b>	<b>.250</b>	<b>6-26</b>	<b>.231</b>	<b>5-9</b>	<b>.556</b>	<b>6</b>	<b>17</b>	<b>23</b>	<b>1.0</b>	<b>17-0</b>	<b>4</b>	<b>2</b>	<b>2</b>	<b>0</b>	<b>29</b>	<b>1.2</b>	

- Will be a versatile wing for Coach Young, who can play the 3 and the 4.
- Transferred from Memphis; battled a right foot injury most of freshman season.
- Chose the Hokies over LSU during the transfer process.
- Played senior season at Brewster Academy in Wolfeboro, N.H.
- Was rated a four-star recruit and the 90th-ranked player in the nation by Rivals.
- Averaged 15.8 points per game as a junior at Archbishop Carroll (Pa.) in 2019-20.
- Father, Tex, graduated from Virginia Tech in 1993.
- Sisters, Meg and Heather, played lacrosse at Ohio State and Drexel, respectively.
- Other older sister, Anna, plays basketball at Penn State.

## 2022-23 GAME-BY-GAME STATS

Opponent	Date	GS	MIN	Total		3-Pointers		Free throws		Rebounds				PF	A	TO	BLK	STL	PTS	AVG
				FG-FGA	PCT	3FG-3FGA	PCT	FT-FTA	PCT	OFF	DEF	TOT	AVG							
Delaware St.	11/07/2022		18:16	2-4	.500	2-4	.500	0-0	.000	0	2	2	2.0	3	0	0	0	0	6	6.0
Lehigh	11/10/2022		08:10	0-0	.000	0-0	.000	0-0	.000	0	1	1	1.5	2	0	0	0	0	2	3.0
William & Mary	11/13/2022		08:43	1-4	.250	0-3	.000	0-0	.000	1	0	1	1.3	2	0	1	0	0	2	2.7
vs Old Dominion	11/17/2022		01:58	0-0	.000	0-0	.000	0-0	.000	0	1	1	1.3	0	0	0	0	0	0	2.0
at Col. of Charleston	11/20/2022		01:03	0-0	.000	0-0	.000	0-0	.000	0	0	0	1.0	0	0	0	0	0	0	1.6
Dayton	12/07/2022		03:03	0-1	.000	0-1	.000	0-0	.000	0	0	0	0.8	0	0	0	0	0	0	1.3
Grambling	12/17/2022		05:07	0-1	.000	0-1	.000	0-0	.000	0	1	1	0.9	0	0	0	0	0	0	1.1
at Boston College	12/21/2022		00:01	0-0	.000	0-0	.000	0-0	.000	0	0	0	0.8	0	0	0	0	0	0	1.0
at Wake Forest	12/31/2022		14:58	1-3	.333	1-3	.333	3-5	.600	0	1	1	0.8	1	0	0	1	0	6	1.6
Clemson	01/04/2023		09:55	0-3	.000	0-1	.000	0-0	.000	1	1	2	0.9	1	0	0	0	0	0	1.4
NC State	01/07/2023		13:43	0-2	.000	0-2	.000	0-0	.000	0	1	1	0.9	1	0	0	0	0	0	1.3
at Virginia	01/18/2023		01:21	0-0	.000	0-0	.000	0-0	.000	0	0	0	0.8	0	0	0	0	0	0	1.2
Syracuse	01/28/2023		27:28	3-8	.375	1-5	.200	1-2	.500	3	3	6	1.2	1	3	0	0	0	8	1.7
at Miami (FL)	01/31/2023		12:36	0-0	.000	0-0	.000	0-0	.000	0	2	2	1.3	1	0	0	0	0	0	1.6
Virginia	02/04/2023		16:47	0-1	.000	0-0	.000	0-0	.000	0	1	1	1.3	0	1	0	0	0	0	1.5
Boston College	02/08/2023		11:17	1-2	.500	1-2	.500	0-0	.000	0	0	0	1.2	1	0	0	0	0	3	1.6
at Notre Dame	02/11/2023		09:23	0-1	.000	0-0	.000	0-0	.000	0	1	1	1.2	0	0	0	0	0	0	1.5
at Georgia Tech	02/15/2023		02:15	0-1	.000	0-0	.000	0-0	.000	0	0	0	1.1	1	0	1	0	0	0	1.4
Pittsburgh	02/18/2023		08:47	0-1	.000	0-1	.000	1-2	.500	0	0	0	1.1	2	0	0	0	0	1	1.4
at Duke	02/25/2023		02:19	1-1	1.000	1-1	1.000	0-0	.000	1	0	1	1.1	1	0	0	0	0	3	1.5
at Louisville	02/28/2023		00:58	0-1	.000	0-0	.000	0-0	.000	0	1	1	1.0	0	0	0	0	0	0	1.4
Florida St.	03/04/2023		02:42	0-1	.000	0-1	.000	0-0	.000	0	0	0	1.0	0	0	0	0	0	0	1.3
vs NC State	03/08/2023		02:21	0-1	.000	0-1	.000	0-0	.000	0	0	0	1.0	0	0	0	0	0	0	1.3
<b>Totals</b>			<b>0 183:11</b>	<b>9-36</b>	<b>.250</b>	<b>6-26</b>	<b>.231</b>	<b>5-9</b>	<b>.556</b>	<b>6</b>	<b>16</b>	<b>22</b>	<b>1.0</b>	<b>17</b>	<b>4</b>	<b>2</b>	<b>2</b>	<b>0</b>	<b>29</b>	<b>1.3</b>

## Player Averages

Games Played	Minutes/game	Points/game	FG Pct	3FG Pct	FT Pct	Rebounds/game	Assists/game	Turnovers/game	Assist/Turnover ratio	Steals/game	Blocks/game
23	8.0	1.3	25.0	23.1	55.6	1.0	0.2	0.1	2.0	0.0	0.1

## PRODUCTION TRACKER

	This Season	Career
Scored 5+ Points	3	3
Scored 10+ Points	-	-
Made Multiple 3FGs	1	1
Made 3+ 3FGs	-	-
Led Tech in 3FGM	-	-
Shot over 40% from 3	3	3
Played 5+ Minutes	12	12
Had Multiple Assists	1	1
Had Multiple Steals	-	-





# 13 DARIUS MADDOX

**JUNIOR** Guard | 6-5 | 180 | Sports Media and Analytics  
Bowie, Maryland | Oak Hill Academy



## SEASON/CAREER BESTS

### POINTS

Season 16 vs. NC State (1/7/23)  
Career 20 vs. North Carolina (3/11/22)

### REBOUNDS

Season 8 at Boston College (12/21/22)  
Career 8 at Boston College (12/21/22)

### ASSISTS

Season 3 (3x), last vs. Clemson (1/4/23)  
Career 4 vs. Miami (1/26/22)

### BLOCKS

Season 2 at Syracuse (1/11/23)  
Career 2 (3x), last at Syracuse (1/11/23)

### STEALS

Season 2 (2x), last vs. Clemson (1/4/23)  
Career 3 at Florida State (1/29/22)

### MINUTES

Season 40 at Boston College (12/21/22)  
Career 40 at Boston College (12/21/22)

### FIELD GOALS MADE

Season 5 (7x), last at Virginia (1/18/23)  
Career 7 vs. North Carolina (3/11/22)

### FIELD GOALS ATTEMPTED

Season 15 at Boston College (12/21/22)  
Career 15 at Boston College (12/21/22)

### 3-PT. FIELD GOALS MADE

Season 4 vs. NC State (1/7/23)  
Career 4 (2x), last vs. NC State (1/7/23)

### 3-PT. FIELD GOALS ATTEMPTED

Season 6 (2x), last vs. NC State (1/7/23)  
Career 6 (2x), last vs. NC State (1/7/23)

### FREE THROWS MADE

Season 4 vs. Delaware State (11/7/22)  
Career 4 (3x), last vs. Delaware St. (11/7/22)

### FREE THROWS ATTEMPTED

Season 5 vs. Delaware State (11/7/22)  
Career 5 vs. Delaware State (11/7/22)

## CAREER STATS

	GP-GS	MIN	AVG	FG-FGA	FG%	3FG-FGA	3FG%	FT-FTA	FT%	OFF-DEF-TOT	AVG	PF-FO	AST	TO	BLK	STL	PTS	AVG
2020-21	11-0	35	3.2	3-11	.273	3-7	.429	0-0	.000	2-0-2	0.2	3-0	3	1	1	0	9	0.8
2021-22	36-0	612	17.0	82-160	.513	40-79	.506	26-33	.788	17-52-69	1.9	42-0	19	20	8	11	230	6.4
2022-23	20-19	590	29.5	64-171	.374	20-62	.323	21-24	.875	26-37-63	3.2	35-0	22	12	7	11	169	8.5
<b>TOTAL</b>	<b>67-19</b>	<b>1237</b>	<b>18.5</b>	<b>149-342</b>	<b>.436</b>	<b>63-148</b>	<b>.426</b>	<b>47-57</b>	<b>.825</b>	<b>45-89-134</b>	<b>2.0</b>	<b>80-0</b>	<b>44</b>	<b>33</b>	<b>16</b>	<b>22</b>	<b>408</b>	<b>6.1</b>

- Potential to have a breakout season.
- 2022 ACC All-Tournament Second Team; dropped career-high 20 points vs. UNC in semis.
- Two game-winning 3-pointers in four games: at Miami and vs. Clemson.
- Dropped in a career-high 14 points on 4-of-8 shooting vs. Cornell; also set or tied career highs in rebounds (four), minutes played (23), field goals made (four) and free throws made (four).
- Appeared in 11 games in 2020-21, recording a season-high nine points vs. Coppin State (12/19/20).
- Rated 84th overall and the 14th-best shooting guard on 247 Sports.
- Chose the Hokies over Cincinnati, Creighton, Georgetown and Seton Hall.

## 2022-23 GAME-BY-GAME STATS

OPPONENT	DATE	ST	MIN	FG-FGA	PCT	3FG-FGA	PCT	FT-FTA	PCT	OFF	DEF	TOT	PF	A	T/O	BLK	STL	PTS
Delaware State	11/7/22	*	27	5-8	.625	0-1	.000	4-5	.800	0	3	3	0	0	0	0	1	14
Lehigh	11/10/22	*	24	3-7	.429	0-3	.000	2-2	1.000	0	4	4	0	0	0	0	0	8
William & Mary	11/13/22	*	31	5-9	.556	2-2	1.000	2-2	1.000	1	1	2	1	3	0	0	1	14
vs. Old Dominion	11/17/22	*	35	4-11	.364	2-5	.400	2-2	1.000	0	2	2	2	2	0	0	0	12
vs. Penn State	11/18/22	*	33	5-8	.625	1-2	.500	0-0	.000	3	2	5	1	1	1	0	0	11
at College of Charleston	11/20/22	*	22	4-9	.444	0-4	.000	0-0	.000	1	1	2	4	0	1	0	1	8
Charleston Southern	11/25/22	*	34	5-13	.385	1-4	.250	1-2	.500	2	0	2	3	0	2	0	0	12
Minnesota	11/28/22	*	30	1-7	.143	0-2	.000	2-2	1.000	3	1	4	1	2	1	1	0	4
North Carolina	12/4/22	*	37	1-6	.167	0-2	.000	0-0	.000	0	4	4	4	2	1	0	1	2
Dayton	12/7/22	*	31	5-13	.385	2-5	.400	0-0	.000	1	4	5	1	3	1	0	1	12
vs. Oklahoma State	12/11/22	*	33	3-9	.333	1-3	.333	0-0	.000	3	0	3	2	0	2	1	0	7
Grambling State	12/17/22	*	34	3-9	.333	1-4	.250	0-0	.000	2	1	3	1	1	0	1	1	7
at Boston College	12/21/22	*	40	4-15	.267	2-6	.333	0-0	.000	5	3	8	2	0	1	0	0	10
at Wake Forest	12/31/22	*	25	2-6	.333	0-1	.000	1-1	1.000	0	2	2	2	1	0	0	2	5
Clemson	1/4/23	*	36	4-11	.364	1-5	.200	2-2	1.000	2	2	4	1	3	1	0	2	11
NC State	1/7/23	*	38	5-12	.417	4-6	.667	2-2	1.000	0	2	2	4	1	0	1	0	16
at Syracuse	1/11/23	*	30	0-3	.000	0-1	.000	3-4	.750	1	0	1	1	2	0	2	1	3
at Virginia	1/18/23	*	25	5-9	.556	3-4	.750	0-0	.000	0	4	4	3	1	0	1	0	13
at Clemson	1/21/23	*	20	0-6	.000	0-2	.000	0-0	.000	2	1	3	2	0	1	0	0	0
Duke	1/23/23		6	0-0	.000	0-0	.000	0-0	.000	0	0	0	0	0	0	0	0	0
Syracuse	1/28/23								DNP									
at Miami	1/31/23								DNP									
Virginia	2/4/23								DNP									
Boston College	2/8/23								DNP									
at Notre Dame	2/11/23								DNP									
at Georgia Tech	2/15/23								DNP									
Pitt	2/18/23								DNP									
Miami	2/21/23								DNP									
at Duke	2/25/23								DNP									
at Louisville	2/28/23								DNP									
Florida State	3/4/23								DNP									
Notre Dame	3/7/23								DNP									
NC State	3/8/23								DNP									

## PRODUCTION TRACKER

	This Season	Career
Scored 10+ Points	10	18
Scored 20+ Points	-	1
Led Tech in Scoring	1	3
Made 3+ 3FGs	2	8
Led Tech in 3FGM	4	9
Shot over 40% from 3	6	29
Had a Double-Double	-	-
Had Multiple Assists	7	11
Had Multiple Steals	2	3



# 14 OWYN DAWYOT

**FRESHMAN** Guard | 6-2 | 190 | Sports Media and Analytics  
Roanoke, Virginia | Cave Spring



## SEASON/CAREER BESTS

### POINTS

Season 2 vs. Dayton (12/7/22)  
Career 2 vs. Dayton (12/7/22)

### REBOUNDS

Season 1 vs. William & Mary (11/13/22)  
Career 1 vs. William & Mary (11/13/22)

### ASSISTS

Season -  
Career -

### BLOCKS

Season -  
Career -

### STEALS

Season -  
Career -

### MINUTES

Season 2 vs. Dayton (12/7/22)  
Career 2 vs. Dayton (12/7/22)

### FIELD GOALS MADE

Season 1 vs. Dayton (12/7/22)  
Career 1 vs. Dayton (12/7/22)

### FIELD GOALS ATTEMPTED

Season 1 (2x), last vs. Dayton (12/7/22)  
Career 1 (2x), last vs. Dayton (12/7/22)

### 3-PT. FIELD GOALS MADE

Season -  
Career -

### 3-PT. FIELD GOALS ATTEMPTED

Season 1 vs. William & Mary (11/13/22)  
Career 1 vs. William & Mary (11/13/22)

### FREE THROWS MADE

Season -  
Career -

### FREE THROWS ATTEMPTED

Season -  
Career -

## CAREER STATS

				Field Goals		3-Point		F-Throws		Rebounds				Scoring							
SEASON	TEAM	GP-GS	MIN/AVG	FG-FGA	FG%	3FG-3FGA	3FG%	FT-FTA	FT%	OFF	DEF	TOT	AVG	PF	FO	A	TO	BLK	STL	PTS	AVG
2022-23	VT	6-0	6/1.0	1-2	.500	0-1	.000	0-0	.000	0	1	1	0.2	1-0	0	0	0	0	0	2	0.3
<b>TOTAL</b>		<b>6-0</b>	<b>6/1.0</b>	<b>1-2</b>	<b>.500</b>	<b>0-1</b>	<b>.000</b>	<b>0-0</b>	<b>.000</b>	<b>0</b>	<b>1</b>	<b>1</b>	<b>0.2</b>	<b>1-0</b>	<b>0</b>	<b>0</b>	<b>0</b>	<b>0</b>	<b>0</b>	<b>2</b>	<b>0.3</b>

- Recruited as a preferred walk-on. *Name pronounced: OWE-in DOY-yacht*
- VHSCA Class 3 State Co-Player of the Year as a senior.
- Led Cave Spring to the 2022 VHSL Class 3 state title, knocking down the game-winning free throw for a 76-75 victory over Petersburg.
- Scored a game-high 29 points in that state final.
- Averaged 16.2 points, 4.5 rebounds, 2.1 assists, and 2.3 steals per game in 2021-22.
- Earned First-Team All-District, First-Team All-Region and First-Team All-State as a senior.
- Transferred from Salem to Cave Spring for his senior season.
- Set the Cave Spring record for wins in a season with 29 during the 2021-22 campaign.
- Grandfather, Peter Dawyot, played football at Virginia Tech.

## 2022-23 GAME-BY-GAME STATS

Opponent	Date	GS	MIN	Total		3-Pointers		Free throws		Rebounds				PF A TO BLK STL PTS AVG							
				FG-FGA	PCT	3FG-3FGA	PCT	FT-FTA	PCT	OFF	DEF	TOT	AVG	PF	A	TO	BLK	STL	PTS	AVG	
Delaware St.	11/07/2022		01:20	0-0	.000	0-0	.000	0-0	.000	0	0	0	0.0	0	0	0	0	0	0	0	0.0
William & Mary	11/13/2022		01:12	0-1	.000	0-1	.000	0-0	.000	0	1	1	0.5	0	0	0	0	0	0	0	0.0
Dayton	12/07/2022		01:34	1-1	1.000	0-0	.000	0-0	.000	0	0	0	0.3	1	0	0	0	0	0	2	0.7
Grambling	12/17/2022		01:04	0-0	.000	0-0	.000	0-0	.000	0	0	0	0.3	0	0	0	0	0	0	0	0.5
at Louisville	02/28/2023		00:43	0-0	.000	0-0	.000	0-0	.000	0	0	0	0.2	0	0	0	0	0	0	0	0.4
vs NC State	03/08/2023		00:25	0-0	.000	0-0	.000	0-0	.000	0	0	0	0.2	0	0	0	0	0	0	0	0.3
<b>Totals</b>		<b>0</b>	<b>06:17</b>	<b>1-2</b>	<b>.500</b>	<b>0-1</b>	<b>.000</b>	<b>0-0</b>	<b>.000</b>	<b>0</b>	<b>1</b>	<b>1</b>	<b>0.2</b>	<b>1</b>	<b>0</b>	<b>0</b>	<b>0</b>	<b>0</b>	<b>0</b>	<b>2</b>	<b>0.3</b>

## Player Averages

Games Played	Minutes/game	Points/game	FG Pct	3FG Pct	FT Pct	Rebounds/game	Assists/game	Turnovers/game	Assist/Turnover ratio	Steals/game	Blocks/game
6	1.0	0.3	50.0	0.0	0.0	0.2	0.0	0.0	0.0	0.0	0.0

## PRODUCTION TRACKER

	This Season
Scored 5+ Points	-
Scored 10+ Points	-
Made Multiple 3FGs	-
Made 3+ 3FGs	-
Led Tech in 3FGM	-
Shot over 40% from 3	-
Played 5+ Minutes	-
Had Multiple Assists	-
Had Multiple Steals	-



# 15 LYNN KIDD

JUNIOR Center | 6-10 | 235 | Sociology  
Gainesville, Florida | Clemson



## SEASON/CAREER BESTS

### POINTS

Season 14 vs. NC State (1/7/23)  
Career 14 vs. NC State (1/7/23)

### REBOUNDS

Season 10 vs. Delaware State (11/7/22)  
Career 10 vs. Delaware State (11/7/22)

### ASSISTS

Season 3 vs. Delaware State (11/7/22)  
Career 3 vs. Delaware State (11/7/22)

### BLOCKS

Season 2 (3x), last vs. BC (2/8/23)  
Career 2 (4x), last vs. BC (2/8/23)

### STEALS

Season 2 at Duke (2/25/23)  
Career 2 at Duke (2/25/23)

### MINUTES

Season 24 vs. Delaware State (11/7/22)  
Career 24 vs. Delaware State (11/7/22)

### FIELD GOALS MADE

Season 7 vs. NC State (1/7/23)  
Career 7 vs. NC State (1/7/23)

### FIELD GOALS ATTEMPTED

Season 9 vs. CSU (11/25/22)  
Career 9 vs. CSU (11/25/22)

### 3-PT. FIELD GOALS MADE

Season -  
Career -

### 3-PT. FIELD GOALS ATTEMPTED

Season -  
Career -

### FREE THROWS MADE

Season 3 at Wake Forest (12/31/22)  
Career 3 at Wake Forest (12/31/22)

### FREE THROWS ATTEMPTED

Season 5 (2x), last at Clemson (1/21/23)  
Career 5 (2x), last at Clemson (1/21/23)

- Look for increased production in his second season as a Hokie.
- Played in seven games, totaling eight points in 33 minutes of action as a freshman at Clemson.
- Reclassified from the 2021 recruiting class to 2020.
- No. 77 overall prospect on ESPN's Top-100 list of high school juniors; four-star recruit.
- Chose Clemson over Virginia Tech, Miami, Wake Forest, Auburn and Florida during his initial recruitment.

## 2022-23 GAME-BY-GAME STATS

Opponent	Date	GS	MIN	Total		3-Pointers		Free throws		Rebounds				PF	A	TO	BLK	STL	PTS	AVG	
				FG-FGA	PCT	3FG-3FGA	PCT	FT-FTA	PCT	OFF	DEF	TOT	AVG								
Delaware St.	11/07/2022	*	22:47	3-4	.750	0-0	.000	2-2	1.000	4	6	10	10.0	1	3	2	0	0	8	8.0	
Lehigh	11/10/2022		12:00	3-5	.600	0-0	.000	0-0	.000	0	2	2	6.0	1	1	1	0	0	6	7.0	
William & Mary	11/13/2022		16:48	2-2	1.000	0-0	.000	2-2	1.000	2	2	4	5.3	1	0	0	0	0	6	6.7	
vs Old Dominion	11/17/2022	*	12:11	2-5	.400	0-0	.000	1-2	.500	0	1	1	4.3	2	0	0	0	0	5	6.3	
vs Penn St.	11/18/2022		02:45	1-1	1.000	0-0	.000	0-0	.000	0	0	0	3.4	2	0	1	0	0	2	5.4	
at Col. of Charleston	11/20/2022		03:00	0-0	.000	0-0	.000	0-0	.000	0	1	1	3.0	1	0	1	0	0	0	4.5	
Charleston So.	11/25/2022		14:21	5-9	.556	0-0	.000	1-1	1.000	5	3	8	3.7	1	1	0	1	0	11	5.4	
Minnesota	11/28/2022		16:08	2-3	.667	0-0	.000	0-0	.000	0	3	3	3.6	1	0	0	0	0	4	5.3	
North Carolina	12/04/2022		06:00	2-2	1.000	0-0	.000	0-0	.000	1	0	1	3.3	1	0	0	0	0	4	5.1	
Dayton	12/07/2022		13:16	3-5	.600	0-0	.000	0-0	.000	0	2	2	3.2	4	2	0	2	1	6	5.2	
vs Oklahoma St.	12/11/2022		10:03	1-2	.500	0-0	.000	0-0	.000	1	1	2	3.1	2	0	2	0	0	2	4.9	
Grambling	12/17/2022		18:22	3-3	1.000	0-0	.000	1-3	.333	1	2	3	3.1	1	2	1	2	1	7	5.1	
at Boston College	12/21/2022		10:35	0-1	.000	0-0	.000	0-0	.000	0	4	4	3.2	1	1	1	1	0	0	4.7	
at Wake Forest	12/31/2022	*	18:24	2-5	.400	0-0	.000	3-5	.600	2	6	8	3.5	2	0	0	0	0	7	4.9	
Clemson	01/04/2023	*	18:35	2-5	.400	0-0	.000	0-0	.000	4	5	9	3.9	3	0	1	1	0	4	4.8	
NC State	01/07/2023		14:05	7-8	.875	0-0	.000	0-0	.000	1	4	5	3.9	2	0	1	0	0	14	5.4	
at Syracuse	01/11/2023		12:54	4-5	.800	0-0	.000	2-4	.500	0	6	6	4.1	1	0	1	1	0	10	5.6	
at Virginia	01/18/2023		14:17	2-2	1.000	0-0	.000	0-0	.000	0	4	4	4.1	0	0	1	0	0	4	5.6	
at Clemson	01/21/2023		15:11	4-6	.667	0-0	.000	2-5	.400	0	3	3	4.0	4	0	1	1	0	10	5.8	
Duke	01/23/2023	*	20:19	2-5	.400	0-0	.000	0-0	.000	2	2	4	4.0	2	2	0	0	0	4	5.7	
Syracuse	01/28/2023		10:17	1-1	1.000	0-0	.000	0-0	.000	0	2	2	3.9	1	0	0	1	0	2	5.5	
at Miami (FL)	01/31/2023		13:30	3-3	1.000	0-0	.000	0-0	.000	0	2	2	3.8	3	1	2	0	1	6	5.5	
Virginia	02/04/2023		10:26	3-3	1.000	0-0	.000	0-0	.000	0	5	5	3.9	0	2	1	0	1	6	5.6	
Boston College	02/08/2023		16:05	2-3	.667	0-0	.000	0-0	.000	2	4	6	4.0	3	0	0	2	1	4	5.5	
at Notre Dame	02/11/2023		07:09	2-2	1.000	0-0	.000	2-2	1.000	1	1	2	3.9	1	1	0	0	0	6	5.5	
at Georgia Tech	02/15/2023		15:07	3-6	.500	0-0	.000	0-0	.000	2	1	3	3.8	1	0	2	0	0	6	5.5	
Pittsburgh	02/18/2023		08:06	0-0	.000	0-0	.000	0-0	.000	0	2	2	3.8	1	1	0	0	0	0	5.3	
Miami (FL)	02/21/2023		09:24	4-6	.667	0-0	.000	1-2	.500	2	0	2	3.7	2	0	1	0	0	9	5.5	
at Duke	02/25/2023		12:22	1-2	.500	0-0	.000	0-1	.000	2	2	4	3.7	4	2	1	0	2	2	5.3	
at Louisville	02/28/2023		09:23	2-4	.500	0-0	.000	0-0	.000	1	2	3	3.7	1	0	0	1	0	4	5.3	
Florida St.	03/04/2023		11:05	1-1	1.000	0-0	.000	0-0	.000	0	2	2	3.6	3	0	0	1	2	2	5.2	
vs Notre Dame	03/07/2023		05:40	0-1	.000	0-0	.000	0-0	.000	0	0	0	3.5	0	1	0	0	0	0	5.0	
vs NC State	03/08/2023		20:33	3-4	.750	0-0	.000	0-0	.000	0	2	2	3.5	0	1	0	1	0	6	5.1	
<b>Totals</b>			<b>5</b>	<b>421:10</b>	<b>75-114</b>	<b>.658</b>	<b>0-0</b>	<b>.000</b>	<b>17-29</b>	<b>.586</b>	<b>33</b>	<b>82</b>	<b>115</b>	<b>3.5</b>	<b>53</b>	<b>21</b>	<b>21</b>	<b>15</b>	<b>9</b>	<b>167</b>	<b>5.1</b>

## Player Averages

Games Played	Minutes/game	Points/game	FG Pct	3FG Pct	FT Pct	Rebounds/game	Assists/game	Turnovers/game	Assist/Turnover ratio	Steals/game	Blocks/game
33	12.8	5.1	65.8	0.0	58.6	3.5	0.6	0.6	1.0	0.3	0.5

## PRODUCTION TRACKER

	This Season	Career
Scored 10+ Points	4	4
Had 10+ Rebounds	1	1
Had Multiple Blocks	3	4
Led Tech in Blocks	6	6
Had Multiple Steals	1	1
Shot over 50% from the floor	25	28
Played 10+ Minutes	27	28
Shot 5+ Free Throws	2	2
Had Multiple Dunks	4	4



## CAREER STATS

SEASON	TEAM	GP-GS	MIN/AVG	FG-FGA	FG%	3FG-3FGA	3FG%	FT-FTA	FT%	OFF	DEF	TOT	AVG	PF-FO	A	TO	BLK	STL	PTS	AVG
2020-21	CU	7-0	32/4.6	2-6	.333	0-0	.000	4-4	1.000	4	3	7	1.0	6-0	1	2	2	0	8	1.1
2021-22	VT	10-0	25/2.5	3-8	.375	0-0	.000	1-1	1.000	6	5	11	1.1	0-0	0	3	2	0	7	0.7
2022-23	VT	33-5	421/12.8	75-114	.658	0-0	.000	17-29	.586	33	82	115	3.5	53-0	21	21	15	9	167	5.1
<b>TOTAL FOR VT</b>		<b>43-5</b>	<b>446/10.4</b>	<b>78-122</b>	<b>.639</b>	<b>0-0</b>	<b>.000</b>	<b>18-30</b>	<b>.600</b>	<b>39</b>	<b>87</b>	<b>126</b>	<b>2.9</b>	<b>53-0</b>	<b>21</b>	<b>24</b>	<b>17</b>	<b>9</b>	<b>174</b>	<b>4.0</b>
<b>TOTAL</b>		<b>50-5</b>	<b>478/9.6</b>	<b>80-128</b>	<b>.625</b>	<b>0-0</b>	<b>.000</b>	<b>22-34</b>	<b>.647</b>	<b>43</b>	<b>90</b>	<b>133</b>	<b>2.7</b>	<b>59-0</b>	<b>22</b>	<b>26</b>	<b>19</b>	<b>9</b>	<b>182</b>	<b>3.6</b>



# 21 GRANT BASILE

GRADUATE STUDENT Forward | 6-9 | 235 | Agricultural and Life Sciences  
Pewaukee, Wisconsin | Wright State



## SEASON/CAREER BESTS

### POINTS

Season 33 (2x), last at Notre Dame (2/11/23)  
Career 37 at Marshall (11/12/21)

### REBOUNDS

Season 10 (3x), last at Syracuse (1/11/23)  
Career 16 at NC State (12/21/21)

### ASSISTS

Season 5 vs. Syracuse (1/28/23)  
Career 5 vs. Syracuse (1/28/23)

### BLOCKS

Season 4 (2x), last vs. Dayton (12/7/22)  
Career 4 (6x), last vs. Dayton (12/7/22)

### STEALS

Season 2 (2x), last at Louisville (2/28/23)  
Career 5 vs. Cleveland State (1/28/22)

### MINUTES

Season 37 vs. Duke (1/23/23)  
Career 40 at Robert Morris (1/13/22)

### FIELD GOALS MADE

Season 13 at Notre Dame (2/11/23)  
Career 13 (2x), last at Notre Dame (2/11/23)

### FIELD GOALS ATTEMPTED

Season 23 vs. Syracuse (1/28/23)  
Career 25 vs. Youngstown St. (2/24/22)

### 3-PT. FIELD GOALS MADE

Season 6 vs. Delaware State (11/7/22)  
Career 6 vs. Delaware State (11/7/22)

### 3-PT. FIELD GOALS ATTEMPTED

Season 10 vs. Boston College (2/8/23)  
Career 10 vs. Boston College (2/8/23)

### FREE THROWS MADE

Season 5 vs. Boston College (2/8/23)  
Career 12 (2x), last at Marshall (11/12/21)

### FREE THROWS ATTEMPTED

Season 8 vs. Boston College (2/8/23)  
Career 15 vs. Milwaukee (3/2/21)

## CAREER STATS

SEASON	TEAM	GP-GS	MIN/AVG	FG-FGA	FG%	3FG-3FGA	3FG%	FT-FTA	FT%	OFF	DEF	TOT	AVG	PF-FO	A	TO	BLK	STL	PTS	AVG
2018-19	WSU	3-0	18/6.1	1-2	.500	0-0	.000	2-6	.333	1	2	3	1.0	5-0	0	2	0	1	4	1.3
2019-20	WSU	32-5	457/14.3	74-151	.490	3-21	.143	48-69	.696	44	93	137	4.3	63-1	25	48	29	11	199	6.2
2020-21	WSU	24-15	651/27.1	137-222	.617	20-42	.476	67-101	.663	52	117	169	7.0	52-1	41	43	39	13	361	15.0
2021-22	WSU	36-36	1176/32.7	247-496	.498	39-138	.283	131-167	.784	93	214	307	8.5	101-4	72	107	59	34	664	18.4
2022-23	VT	33-32	922/27.9	207-396	.523	64-163	.393	63-89	.708	44	131	175	5.3	81-1	57	55	39	15	541	16.4
<b>TOTAL FOR VT</b>		<b>33-32</b>	<b>922/27.9</b>	<b>207-396</b>	<b>.523</b>	<b>64-163</b>	<b>.393</b>	<b>63-89</b>	<b>.708</b>	<b>44</b>	<b>131</b>	<b>175</b>	<b>5.3</b>	<b>81-1</b>	<b>57</b>	<b>55</b>	<b>39</b>	<b>15</b>	<b>541</b>	<b>16.4</b>
<b>TOTAL</b>		<b>128-88</b>	<b>3225/25.2</b>	<b>666-1267</b>	<b>.526</b>	<b>126-364</b>	<b>.346</b>	<b>311-432</b>	<b>.720</b>	<b>234</b>	<b>557</b>	<b>791</b>	<b>6.2</b>	<b>302-7</b>	<b>195</b>	<b>255</b>	<b>166</b>	<b>74</b>	<b>1769</b>	<b>13.8</b>

- Versatile forward who will play the 4 and the 5. *Last name pronounced: buh-ZILLY*
- Two-time All-Horizon League second team selection.
- Tallied 1,228 career points and 616 career rebounds.
- Averaged 12.9 points and 6.5 rebounds per game for his career as a Raider.
- Recorded 16 career double-doubles, including 11 in his final season at Wright State.
- Tallied 18.4 points per game in 2021-22.
- Connected on 47.6% of his 3-point attempts in 2020-21.
- Earned his bachelor's degree in accounting in December 2021.
- Chose the Hokies over Notre Dame, Wisconsin and Iowa State.
- Currently working on his master's degree from Virginia Tech's OMALS program.

## 2022-23 GAME-BY-GAME STATS

Opponent	Date	GS	MIN	Total FG-FGA	PCT	3-Pointers 3FG-3FGA	PCT	Free throws FT-FTA	PCT	Rebounds OFF DEF TOT	AVG	PF	A	TO	BLK	STL	PTS	AVG			
Delaware St.	11/07/2022	*	29:04	12-16	.750	6-9	.667	0-0	.000	2 8 10	10.0	1	1	4	1	1	30	30.0			
Lehigh	11/10/2022	*	24:47	3-7	.429	1-3	.333	4-4	1.000	1 7 8	9.0	1	2	3	1	0	11	20.5			
William & Mary	11/13/2022	*	19:58	5-8	.625	3-6	.500	0-0	.000	0 2 2	6.7	2	1	1	3	1	13	18.0			
vs Old Dominion	11/17/2022	*	25:45	4-9	.444	3-7	.429	4-6	.667	2 2 4	6.0	1	0	1	2	0	15	17.3			
vs Penn St.	11/18/2022	*	26:35	7-11	.636	1-3	.333	2-3	.667	0 4 4	5.6	2	3	1	3	1	17	17.2			
at Col. of Charleston	11/20/2022	*	29:58	5-12	.417	2-7	.286	0-0	.000	1 4 5	5.5	0	4	3	1	0	12	16.3			
Charleston So.	11/25/2022	*	24:16	2-6	.333	2-6	.333	0-0	.000	0 2 2	5.0	0	1	2	2	0	6	14.9			
Minnesota	11/28/2022	*	28:27	3-7	.429	1-3	.333	2-2	1.000	0 8 8	5.4	4	3	3	4	0	9	14.1			
North Carolina	12/04/2022	*	29:24	4-9	.444	1-3	.333	3-4	.750	0 4 4	5.2	2	4	1	0	2	12	13.9			
Dayton	12/07/2022	*	30:58	9-17	.529	4-9	.444	1-2	.500	2 8 10	5.7	2	1	1	4	0	23	14.8			
vs Oklahoma St.	12/11/2022	*	27:45	4-12	.333	2-5	.400	3-5	.600	1 4 5	5.6	3	2	0	2	1	13	14.6			
Grambling	12/17/2022	*	22:20	3-5	.600	0-2	.000	1-2	.500	2 3 5	5.6	1	3	1	0	0	7	14.0			
at Boston College	12/21/2022	*	29:01	5-9	.556	1-4	.250	2-4	.500	3 3 6	5.6	1	0	1	0	1	13	13.9			
at Wake Forest	12/31/2022	*	18:44	3-7	.429	1-3	.333	2-2	1.000	1 1 2	5.4	4	0	3	0	0	9	13.6			
Clemson	01/04/2023	*	30:34	5-15	.333	3-6	.500	4-4	1.000	1 6 7	5.5	3	0	1	0	0	17	13.8			
NC State	01/07/2023	*	21:47	1-8	.125	0-5	.000	2-4	.500	0 3 3	5.3	4	1	1	1	0	4	13.2			
at Syracuse	01/11/2023	*	27:07	12-17	.706	1-1	1.000	1-1	1.000	5 5 10	5.6	4	0	1	0	0	26	13.9			
at Virginia	01/18/2023	*	24:44	4-11	.364	2-6	.333	2-2	1.000	1 1 2	5.4	3	2	2	1	1	12	13.8			
at Clemson	01/21/2023	*	26:42	5-10	.500	1-3	.333	2-3	.667	0 8 8	5.5	2	1	1	1	1	13	13.8			
Duke	01/23/2023	*	37:29	10-15	.667	1-2	.500	3-4	.750	1 7 8	5.7	3	2	3	2	0	24	14.3			
Syracuse	01/28/2023	*	34:06	11-23	.478	2-9	.222	1-3	.333	4 4 8	5.8	2	5	3	1	1	25	14.8			
at Miami (FL)	01/31/2023	*	29:42	7-15	.467	2-5	.400	1-2	.500	1 6 7	5.8	4	3	0	1	0	17	14.9			
Virginia	02/04/2023	*	28:54	6-10	.600	2-3	.667	0-0	.000	0 4 4	5.7	2	4	1	3	0	14	14.9			
Boston College	02/08/2023	*	31:05	12-21	.571	4-10	.400	5-8	.625	2 1 3	5.6	3	4	0	2	1	33	15.6			
at Notre Dame	02/11/2023	*	26:35	13-19	.684	3-7	.429	4-4	1.000	2 5 7	5.7	2	0	1	0	0	33	16.3			
at Georgia Tech	02/15/2023	*	34:26	10-21	.476	1-4	.250	0-0	.000	5 2 7	5.7	4	1	1	2	0	21	16.5			
Pittsburgh	02/18/2023	*	30:06	8-13	.615	4-8	.500	2-4	.500	1 0 1	5.6	5	2	5	0	0	22	16.7			
Miami (FL)	02/21/2023	*	29:59	6-12	.500	1-4	.250	0-0	.000	0 4 4	5.5	3	0	4	1	0	13	16.6			
at Duke	02/25/2023	*	29:52	5-10	.500	2-4	.500	3-3	1.000	1 2 3	5.4	2	3	1	0	0	15	16.5			
at Louisville	02/28/2023	*	29:57	7-14	.500	3-5	.600	1-2	.500	4 3 7	5.5	0	0	1	0	2	18	16.6			
Florida St.	03/04/2023	*	28:20	5-9	.556	2-4	.500	1-2	.500	1 7 8	5.5	3	3	1	0	1	13	16.5			
vs Notre Dame	03/07/2023	*	28:07	7-11	.636	2-5	.400	4-5	.800	0 2 2	5.4	4	0	2	1	0	20	16.6			
vs NC State	03/08/2023	*	25:10	4-7	.571	0-2	.000	3-4	.750	0 1 1	5.3	4	1	1	0	1	11	16.4			
<b>Totals</b>			<b>32</b>	<b>921:42</b>	<b>207-396</b>	<b>.523</b>	<b>64-163</b>	<b>.393</b>	<b>63-89</b>	<b>.708</b>	<b>44</b>	<b>131</b>	<b>175</b>	<b>5.3</b>	<b>81</b>	<b>57</b>	<b>55</b>	<b>39</b>	<b>15</b>	<b>541</b>	<b>16.4</b>

## Player Averages

Games Played	Minutes/game	Points/game	FG Pct	3FG Pct	FT Pct	Rebounds/game	Assists/game	Turnovers/game	Assist/Turnover ratio	Steals/game	Blocks/game
33	27.9	16.4	52.3	39.3	70.8	5.3	1.7	1.7	1.0	0.5	1.2

## PRODUCTION TRACKER

	This Season	Career
Scored 10+ Points	28	86
Scored 20+ Points	10	33
Led Tech in Scoring	15	15
Had 10+ Rebounds	3	22
Led Tech in Rebounding	8	8
Had a Double-Double	3	19
Shot over 50% from the floor	19	77
Made 3+ 3FGs	9	14
Shot 5+ Free Throws	4	31



# 25 JUSTYN MUTTS

SENIOR Forward | 6-7 | 220 | Human Development (2nd undergrad degree)  
Millville, New Jersey | Delaware



## SEASON/CAREER BESTS

### POINTS

Season 27 vs. UNC (12/4/22)  
Career 30 at Hofstra (1/23/20)

### REBOUNDS

Season 13 vs. Notre Dame (3/7/23)  
Career 16 vs. UMEs (11/29/19)

### ASSISTS

Season 9 (3x), last at Georgia Tech (2/15/23)  
Career 11 vs. Syracuse (2/12/22)

### BLOCKS

Season 3 (2x), last at Wake (12/31/22)  
Career 4 (4x), last at Miami (2/26/22)

### STEALS

Season 6 vs. Oklahoma State (12/11/22)  
Career 6 vs. Oklahoma State (12/11/22)

### MINUTES

Season 41 at Boston College (12/21/22)  
Career 41 at Boston College (12/21/22)

### FIELD GOALS MADE

Season 12 vs. UNC (12/4/22)  
Career 14 at Hofstra (1/23/20)

### FIELD GOALS ATTEMPTED

Season 17 at Boston College (12/21/22)  
Career 17 (2x), last at BC (12/21/22)

### 3-PT. FIELD GOALS MADE

Season 2 (4x), last at Notre Dame (2/11/23)  
Career 3 (2x), last vs. North Carolina (3/11/21)

### 3-PT. FIELD GOALS ATTEMPTED

Season 5 at Notre Dame (2/11/23)  
Career 5 (4x), last at Notre Dame (2/11/23)

### FREE THROWS MADE

Season 6 vs. Boston College (2/8/23)  
Career 8 vs. UMEs (11/29/19)

### FREE THROWS ATTEMPTED

Season 9 vs. Boston College (2/8/23)  
Career 8 (3x), last vs. Columbia (12/2/19)

## CAREER STATS

SEASON	TEAM	GP-GS	MIN/AVG	FG-FGA	FG%	3FG-3FGA	3FG%	FT-FTA	FT%	OFF	DEF	TOT	AVG	PF-FO	A	TO	BLK	STL	PTS	AVG
2017-18	HP	28-18	568/20.3	71-132	.538	0-1	.000	26-47	.553	38	74	112	4.0	86-2	39	42	32	30	168	6.0
2019-20	UD	33-32	1047/31.7	162-301	.538	2-18	.111	75-102	.735	66	210	276	8.4	110-7	72	82	34	44	401	12.2
2020-21	VT	22-21	650/29.5	83-162	.512	15-45	.333	27-53	.509	37	104	141	6.4	62-2	49	51	17	13	208	9.5
2021-22	VT	36-36	1072/29.8	146-272	.537	16-48	.333	56-83	.675	84	181	265	7.4	96-0	123	97	34	43	364	10.1
2022-23	VT	32-32	1060/33.1	174-310	.561	13-39	.333	60-97	.619	61	176	237	7.4	81-0	150	90	26	48	421	13.2
<b>TOTAL FOR VT</b>		<b>90-89</b>	<b>2782/30.9</b>	<b>403-744</b>	<b>.542</b>	<b>44-132</b>	<b>.333</b>	<b>143-233</b>	<b>.614</b>	<b>182</b>	<b>461</b>	<b>643</b>	<b>7.1</b>	<b>239-2</b>	<b>322</b>	<b>238</b>	<b>77</b>	<b>104</b>	<b>993</b>	<b>11.0</b>
<b>TOTAL</b>		<b>151-139</b>	<b>4396/29.1</b>	<b>636-1177</b>	<b>.540</b>	<b>46-151</b>	<b>.305</b>	<b>244-382</b>	<b>.639</b>	<b>286</b>	<b>745</b>	<b>1031</b>	<b>6.8</b>	<b>435-11</b>	<b>433</b>	<b>362</b>	<b>143</b>	<b>178</b>	<b>1562</b>	<b>10.3</b>

- Preseason All-ACC Second Team.
- 2021-22 Skip Prosser Award winner.
- Started all 36 games he played in last season.
- Reached double-figure scoring 17 times in his second season as a Hokie.
- ACC All-Academic Team member in 2020-21.
- At Delaware, led the Blue Hens in rebounding and was fifth in the CAA in rebounds per game with 8.4 in 2019-20.
- Second on the team in points per game (12.2) and turned in 11 double-doubles - the third most in the CAA.
- Had 19 double-digit scoring outings and 13 double-figure rebounding efforts in 2019-20.
- Sat out the 2018-19 season due to NCAA transfer policy.
- As a freshman at High Point, Big South All-Freshman Team honoree.
- Chose the Hokies over Mississippi State and Houston.
- Earned his master's degree from Virginia Tech's OMALS program in May 2021 and his second graduate degree in educational psychology in May 2022.

First name pronounced: JUST-in

## 2022-23 GAME-BY-GAME STATS

Opponent	Date	GS	MIN	Total FG-FGA	PCT	3-Pointers 3FG-3FGA	PCT	Free throws FT-FTA	PCT	Rebounds OFF	DEF	TOT	AVG	PF	A	TO	BLK	STL	PTS	AVG	
Lehigh	11/10/2022	*	30:44	6-7	.857	1-1	1.000	3-7	.429	1	10	11	11.0	1	5	0	1	2	16	16.0	
William & Mary	11/13/2022	*	24:37	1-2	.500	0-0	.000	0-0	.000	1	3	4	7.5	4	6	4	1	1	2	9.0	
vs Old Dominion	11/17/2022	*	35:31	4-7	.571	1-2	.500	2-2	1.000	1	9	10	8.3	1	2	3	1	1	11	9.7	
vs Penn St.	11/18/2022	*	37:55	5-12	.417	0-1	.000	0-2	.000	2	10	12	9.3	2	5	4	0	1	10	9.8	
at Col. of Charleston	11/20/2022	*	38:40	8-11	.727	0-1	.000	0-0	.000	2	7	9	9.2	0	2	1	0	2	16	11.0	
Charleston So.	11/25/2022	*	35:46	6-11	.545	0-2	.000	5-7	.714	3	6	9	9.2	3	5	1	1	1	17	12.0	
Minnesota	11/28/2022	*	24:08	7-13	.538	0-0	.000	2-4	.500	3	6	9	9.1	3	2	5	3	2	16	12.6	
North Carolina	12/04/2022	*	38:13	12-16	.750	1-1	1.000	2-2	1.000	2	9	11	9.4	2	4	5	0	1	27	14.4	
Dayton	12/07/2022	*	21:21	0-0	.000	0-0	.000	2-2	1.000	0	5	5	8.9	2	1	0	0	0	2	13.0	
vs Oklahoma St.	12/11/2022	*	26:06	5-8	.625	2-3	.667	1-2	.500	1	3	4	8.4	4	4	4	0	6	13	13.0	
Grambling	12/17/2022	*	23:08	4-7	.571	2-3	.667	1-3	.333	0	3	3	7.9	3	2	2	0	2	11	12.8	
at Boston College	12/21/2022	*	41:09	9-17	.529	0-1	.000	0-0	.000	2	6	8	7.9	2	3	5	2	2	18	13.3	
at Wake Forest	12/31/2022	*	39:06	8-12	.667	2-3	.667	0-0	.000	1	10	11	8.2	4	5	3	0	18	13.6		
Clemson	01/04/2023	*	35:13	3-12	.250	1-3	.333	4-4	1.000	3	6	9	8.2	3	4	3	0	1	11	13.4	
NC State	01/07/2023	*	38:03	3-5	.600	0-1	.000	3-5	.600	3	5	8	8.2	4	3	5	2	4	9	13.1	
at Syracuse	01/11/2023	*	37:44	9-15	.600	0-0	.000	3-3	1.000	1	3	4	7.9	4	9	4	0	2	21	13.6	
at Virginia	01/18/2023	*	39:05	5-11	.455	0-2	.000	0-0	.000	2	4	6	7.8	1	7	1	0	0	10	13.4	
at Clemson	01/21/2023	*	33:14	3-6	.500	0-1	.000	2-2	1.000	1	4	5	7.7	3	7	4	0	2	8	13.1	
Duke	01/23/2023	*	29:33	4-6	.667	0-0	.000	1-5	.200	1	1	2	7.4	4	6	2	0	1	9	12.9	
Syracuse	01/28/2023	*	36:22	5-7	.714	0-0	.000	1-2	.500	2	10	12	7.6	2	8	4	0	1	11	12.8	
at Miami (FL)	01/31/2023	*	27:08	4-7	.571	0-0	.000	2-2	1.000	0	3	3	7.4	3	2	2	2	3	10	12.7	
Virginia	02/04/2023	*	38:28	7-11	.636	0-1	.000	3-3	1.000	2	2	4	7.2	2	8	2	0	2	17	12.9	
Boston College	02/08/2023	*	35:10	5-12	.417	0-1	.000	6-9	.667	2	4	6	7.2	2	4	0	1	1	16	13.0	
at Notre Dame	02/11/2023	*	39:00	7-16	.438	2-5	.400	3-7	.429	2	6	8	7.2	2	9	3	1	1	19	13.3	
at Georgia Tech	02/15/2023	*	37:45	8-16	.500	0-2	.000	1-4	.250	4	7	11	7.4	3	9	3	1	3	17	13.4	
Pittsburgh	02/18/2023	*	26:42	4-5	.800	0-1	.000	4-4	1.000	1	5	6	7.3	4	4	3	0	0	12	13.3	
Miami (FL)	02/21/2023	*	35:32	4-7	.571	0-0	.000	1-2	.500	2	5	7	7.3	1	5	4	0	1	9	13.2	
at Duke	02/25/2023	*	30:17	5-11	.455	0-1	.000	1-2	.500	1	2	3	7.1	3	2	2	0	1	11	13.1	
at Louisville	02/28/2023	*	32:57	5-9	.556	1-1	1.000	2-4	.500	7	5	12	7.3	2	4	1	2	1	13	13.1	
Florida St.	03/04/2023	*	32:13	4-7	.571	0-0	.000	0-0	.000	4	3	7	7.3	1	6	3	2	2	8	12.9	
vs Notre Dame	03/07/2023	*	36:13	8-14	.571	0-1	.000	2-4	.500	2	11	13	7.5	3	4	1	2	1	18	13.1	
vs NC State	03/08/2023	*	22:41	6-10	.600	0-1	.000	3-4	.750	2	3	5	7.4	3	3	4	1	0	15	13.2	
<b>Totals</b>			<b>32</b>	<b>1059:44</b>	<b>174-310</b>	<b>.561</b>	<b>13-39</b>	<b>.333</b>	<b>60-97</b>	<b>.619</b>	<b>61</b>	<b>176</b>	<b>237</b>	<b>7.4</b>	<b>81</b>	<b>150</b>	<b>90</b>	<b>26</b>	<b>48</b>	<b>421</b>	<b>13.2</b>

### Player Averages

Games Played	Minutes/game	Points/game	FG Pct	3FG Pct	FT Pct	Rebounds/game	Assists/game	Turnovers/game	Assist/Turnover ratio	Steals/game	Blocks/game
32	33.1	13.2	56.1	33.3	61.9	7.4	4.7	2.8	1.7	1.5	0.8

## PRODUCTION TRACKER

	This Season	Career
Scored 10+ Points	25	75
Scored 20+ Points	2	11
Led Tech in Scoring	4	10
Had 10+ Rebounds	9	33
Led Tech in Rebounding	22	47
Had a Double-Double	9	25
Shot over 50% from the floor	25	98
Made 3+ 3FGs	-	2
Shot 5+ Free Throws	6	27



# 33 MICHAEL WARD

**FRESHMAN** Guard | 6-2 | 175 | Business  
Bethesda, Maryland | Walt Whitman



- Recruited as a preferred walk-on.
- Averaged 15.1 points, 5.7 rebounds, 1.9 assists, and 1.4 steals per game for Whitman in 2021-22.
- Shot 38% from 3-point range (57-149) and helped lead the Vikings to a 13-9 overall record and a berth in the 4A West Regional semifinals.
- Named First-Team 4A South Division and to the Montgomery County 4A South All-Division Team.

## SEASON/CAREER BESTS

### POINTS

Season -  
Career -

### REBOUNDS

Season -  
Career -

### ASSISTS

Season -  
Career -

### BLOCKS

Season -  
Career -

### STEALS

Season -  
Career -

### MINUTES

Season 2 vs. Dayton (12/7/22)  
Career 2 vs. Dayton (12/7/22)

### FIELD GOALS MADE

Season -  
Career -

### FIELD GOALS ATTEMPTED

Season 2 at Louisville (2/28/23)  
Career 2 at Louisville (2/28/23)

### 3-PT. FIELD GOALS MADE

Season -  
Career -

### 3-PT. FIELD GOALS ATTEMPTED

Season 1 at Louisville (2/28/23)  
Career 1 at Louisville (2/28/23)

### FREE THROWS MADE

Season -  
Career -

### FREE THROWS ATTEMPTED

Season -  
Career -

## 2022-23 GAME-BY-GAME STATS

Opponent	Date	GS	MIN	Total		3-Pointers		Free throws		Rebounds				PF A TO BLK STL PTS AVG						
				FG-FGA	PCT	3FG-3FGA	PCT	FT-FTA	PCT	OFF	DEF	TOT	AVG	PF	A	TO	BLK	STL	PTS	AVG
Delaware St.	11/07/2022		01:20	0-0	.000	0-0	.000	0-0	.000	0	0	0	0.0	0	0	0	0	0	0	0.0
William & Mary	11/13/2022		01:12	0-0	.000	0-0	.000	0-0	.000	0	0	0	0.0	0	0	0	0	0	0	0.0
Dayton	12/07/2022		01:34	0-0	.000	0-0	.000	0-0	.000	0	0	0	0.0	0	0	0	0	0	0	0.0
Grambling	12/17/2022		01:04	0-0	.000	0-0	.000	0-0	.000	0	0	0	0.0	0	0	1	0	0	0	0.0
at Louisville	02/28/2023		00:43	0-2	.000	0-1	.000	0-0	.000	0	0	0	0.0	0	0	0	0	0	0	0.0
vs NC State	03/08/2023		00:25	0-0	.000	0-0	.000	0-0	.000	0	0	0	0.0	0	0	0	0	0	0	0.0
<b>Totals</b>		<b>0</b>	<b>06:17</b>	<b>0-2</b>	<b>.000</b>	<b>0-1</b>	<b>.000</b>	<b>0-0</b>	<b>.000</b>	<b>0</b>	<b>0</b>	<b>0</b>	<b>0.0</b>	<b>0</b>	<b>0</b>	<b>1</b>	<b>0</b>	<b>0</b>	<b>0</b>	<b>0.0</b>

## Player Averages

Games Played	Minutes/game	Points/game	FG Pct	3FG Pct	FT Pct	Rebounds/game	Assists/game	Turnovers/game	Assist/Turnover ratio	Steals/game	Blocks/game
6	1.0	0.0	0.0	0.0	0.0	0.0	0.0	0.2	0.0	0.0	0.0

## PRODUCTION TRACKER

	This Season
Scored 5+ Points	-
Scored 10+ Points	-
Made Multiple 3FGs	-
Made 3+ 3FGs	-
Led Tech in 3FGM	-
Shot over 40% from 3	-
Played 5+ Minutes	-
Had Multiple Assists	-
Had Multiple Steals	-



## CAREER STATS

				Field Goals		3-Point		F-Throws		Rebounds				Scoring						
SEASON	TEAM	GP-GS	MIN/AVG	FG-FGA	FG%	3FG-3FGA	3FG%	FT-FTA	FT%	OFF	DEF	TOT	AVG	PF-FO	A	TO	BLK	STL	PTS	AVG
2022-23	VT	6-0	6/1.0	0-2	.000	0-1	.000	0-0	.000	0	0	0	0.0	0-0	0	1	0	0	0	0.0
<b>TOTAL</b>		<b>6-0</b>	<b>6/1.0</b>	<b>0-2</b>	<b>.000</b>	<b>0-1</b>	<b>.000</b>	<b>0-0</b>	<b>.000</b>	<b>0</b>	<b>0</b>	<b>0</b>	<b>0.0</b>	<b>0-0</b>	<b>0</b>	<b>1</b>	<b>0</b>	<b>0</b>	<b>0</b>	<b>0.0</b>



# 34 MYLYJAE POTEA

**JUNIOR** Forward | 6-9 | 265 | Sociology  
Reidsville, North Carolina | Rice



## SEASON/CAREER BESTS

### POINTS

Season 15 vs. Pitt (2/18/23)  
Career 18 vs. UAB (1/8/22)

### REBOUNDS

Season 6 (3x), last at Louisville (2/28/23)  
Career 11 vs. Ohio (3/19/22)

### ASSISTS

Season 2 vs. NC State (3/8/23)  
Career 3 vs. Jarvis Christian (2/8/22)

### BLOCKS

Season 1 (5x), last at Georgia Tech (2/15/23)  
Career 1 (16x), last at Georgia Tech (2/15/23)

### STEALS

Season 1 (5x), last vs. Florida St. (3/4/23)  
Career 2 at Western Kentucky (2/13/21)

### MINUTES

Season 25 vs. Clemson (1/4/23)  
Career 25 vs. Clemson (1/4/23)

### FIELD GOALS MADE

Season 4 (3x), last vs. Pitt (2/18/23)  
Career 7 at Western Kentucky (1/13/22)

### FIELD GOALS ATTEMPTED

Season 6 vs. Lehigh (11/10/22)  
Career 10 at Western Kentucky (1/13/22)

### 3-PT. FIELD GOALS MADE

Season -  
Career -

### 3-PT. FIELD GOALS ATTEMPTED

Season -  
Career 1 at UAB (1/23/21)

### FREE THROWS MADE

Season 7 vs. Pitt (2/18/23)  
Career 9 at Louisiana Tech (1/27/22)

### FREE THROWS ATTEMPTED

Season 9 vs. Pitt (2/18/23)  
Career 10 at Louisiana Tech (1/27/22)

## CAREER STATS

SEASON	TEAM	GP-GS	MIN/AVG	FG-FGA	FG%	3FG-3FGA	3FG%	FT-FTA	FT%	OFF	DEF	TOT	AVG	PF-FO	A	TO	BLK	STL	PTS	AVG
2020-21	Rice	13-0	131/10.1	19-29	.655	0-1	.000	20-25	.800	11	24	35	2.7	25-0	6	15	4	3	58	4.5
2021-22	Rice	33-3	454/13.8	93-150	.620	0-0	.000	67-99	.677	58	79	137	4.2	67-1	12	40	8	4	253	7.7
2022-23	VT	33-0	294/8.9	34-52	.654	0-0	.000	49-66	.742	28	38	66	2.0	48-0	10	16	5	5	117	3.5
<b>TOTAL FOR VT</b>		<b>33-0</b>	<b>294/8.9</b>	<b>34-52</b>	<b>.654</b>	<b>0-0</b>	<b>.000</b>	<b>49-66</b>	<b>.742</b>	<b>28</b>	<b>38</b>	<b>66</b>	<b>2.0</b>	<b>48-0</b>	<b>10</b>	<b>16</b>	<b>5</b>	<b>5</b>	<b>117</b>	<b>3.5</b>
<b>TOTAL</b>		<b>79-3</b>	<b>879/11.1</b>	<b>146-231</b>	<b>.632</b>	<b>0-1</b>	<b>.000</b>	<b>136-190</b>	<b>.716</b>	<b>97</b>	<b>141</b>	<b>238</b>	<b>3.0</b>	<b>140-1</b>	<b>28</b>	<b>71</b>	<b>17</b>	<b>12</b>	<b>428</b>	<b>5.4</b>

- Has drawn high praise from Coach Young since arriving in Blacksburg – credits his footwork and hands.
- Tallied 311 career points and 172 career rebounds.
- Averaged 6.8 points and 3.7 rebounds per game for his career as an Owl.
- Recorded a pair of double-doubles in 2021-22.
- Connected on 70.2% (87-124) of his attempts from the floor in two seasons at Rice.
- One of five players to play all 33 games for the Owls in 2021-22.
- His 62.0 field-goal percentage was the seventh-highest in a season in program history in 2021-22.
- Reached double-figure scoring 14 times in 2021-22, leading the Owls in scoring and rebounding five times.

*Name pronounced: muh-LIE-juhl POH-teet*

## 2022-23 GAME-BY-GAME STATS

Opponent	Date	GS	MIN	Total		3-Pointers		Free throws		Rebounds				PF	A	TO	BLK	STL	PTS	AVG
				FG-FGA	PCT	3FG-3FGA	PCT	FT-FTA	PCT	OFF	DEF	TOT	AVG							
Delaware St.	11/07/2022		16:37	2-3	.667	0-0	.000	5-7	.714	3	1	4	4.0	3	1	1	1	1	9	9.0
Lehigh	11/10/2022		12:29	3-6	.500	0-0	.000	0-0	.000	2	1	3	3.5	0	0	0	1	0	6	7.5
William & Mary	11/13/2022		13:14	3-4	.750	0-0	.000	0-0	.000	2	2	4	3.7	1	1	0	0	0	6	7.0
vs Old Dominion	11/17/2022		06:33	0-0	.000	0-0	.000	2-2	1.000	1	1	2	3.3	3	0	0	0	1	2	5.8
vs Penn St.	11/18/2022		07:50	2-5	.400	0-0	.000	2-2	1.000	0	1	1	2.8	1	0	1	1	0	6	5.8
at Col. of Charleston	11/20/2022		08:40	0-0	.000	0-0	.000	0-0	.000	0	0	0	2.3	3	0	0	0	0	0	4.8
Charleston So.	11/25/2022		05:34	0-0	.000	0-0	.000	0-0	.000	0	1	1	2.1	0	0	0	0	0	0	4.1
Minnesota	11/28/2022		11:17	4-5	.800	0-0	.000	0-0	.000	1	0	1	2.0	4	0	1	0	0	8	4.6
North Carolina	12/04/2022		04:18	0-0	.000	0-0	.000	0-0	.000	0	1	1	1.9	2	0	0	0	0	0	4.1
Dayton	12/07/2022		12:15	1-1	1.000	0-0	.000	2-2	1.000	0	1	1	1.8	2	0	1	0	0	4	4.1
vs Oklahoma St.	12/11/2022		15:21	1-2	.500	0-0	.000	6-6	1.000	2	4	6	2.2	3	1	0	0	0	8	4.5
Grambling	12/17/2022		11:03	2-3	.667	0-0	.000	0-0	.000	1	2	3	2.3	0	0	3	0	1	4	4.4
at Boston College	12/21/2022		09:15	0-1	.000	0-0	.000	1-2	.500	2	1	3	2.3	0	1	0	0	0	1	4.2
at Wake Forest	12/31/2022		17:35	4-4	1.000	0-0	.000	1-1	1.000	2	3	5	2.5	3	0	1	0	0	9	4.5
Clemson	01/04/2023		24:14	2-2	1.000	0-0	.000	4-7	.571	1	3	4	2.6	2	1	1	1	1	8	4.7
NC State	01/07/2023		06:03	0-0	.000	0-0	.000	1-2	.500	0	0	0	2.4	2	0	0	0	0	1	4.5
at Syracuse	01/11/2023		02:15	0-0	.000	0-0	.000	0-0	.000	0	0	0	2.3	3	0	1	0	0	0	4.2
at Virginia	01/18/2023		01:54	0-0	.000	0-0	.000	0-0	.000	0	0	0	2.2	0	1	0	0	0	0	4.0
at Clemson	01/21/2023		04:53	0-0	.000	0-0	.000	0-0	.000	0	0	0	2.1	1	0	1	0	0	0	3.8
Duke	01/23/2023		05:56	1-1	1.000	0-0	.000	2-2	1.000	0	1	1	2.0	3	0	2	0	0	4	3.8
Syracuse	01/28/2023		04:15	1-1	1.000	0-0	.000	0-2	.000	0	0	0	1.9	1	0	0	0	0	2	3.7
at Miami (FL)	01/31/2023		07:31	2-2	1.000	0-0	.000	4-5	.800	0	0	0	1.8	0	0	0	0	0	8	3.9
Virginia	02/04/2023		02:12	0-0	.000	0-0	.000	0-0	.000	0	1	1	1.8	0	0	0	0	0	0	3.7
Boston College	02/08/2023		02:53	0-0	.000	0-0	.000	0-0	.000	0	0	0	1.7	1	0	1	0	0	0	3.6
at Notre Dame	02/11/2023		07:16	0-1	.000	0-0	.000	3-4	.750	2	2	4	1.8	0	1	0	0	0	3	3.6
at Georgia Tech	02/15/2023		08:33	0-0	.000	0-0	.000	1-2	.500	0	0	0	1.7	3	0	0	1	0	1	3.5
Pittsburgh	02/18/2023		19:42	4-5	.800	0-0	.000	7-9	.778	2	4	6	1.9	2	0	2	0	0	15	3.9
Miami (FL)	02/21/2023		05:00	1-1	1.000	0-0	.000	0-0	.000	0	0	0	1.8	0	0	0	0	0	2	3.8
at Duke	02/25/2023		06:40	0-3	.000	0-0	.000	2-2	1.000	2	3	5	1.9	1	0	0	0	0	2	3.8
at Louisville	02/28/2023		07:00	0-0	.000	0-0	.000	0-0	.000	4	2	6	2.1	2	0	0	0	0	0	3.6
Florida St.	03/04/2023		07:25	0-0	.000	0-0	.000	0-0	.000	0	0	0	2.0	0	1	0	0	1	0	3.5
vs Notre Dame	03/07/2023		07:24	0-1	.000	0-0	.000	0-2	.000	0	1	1	2.0	0	0	0	0	0	0	3.4
vs NC State	03/08/2023		11:11	1-1	1.000	0-0	.000	6-7	.857	1	2	3	2.0	2	2	0	0	0	8	3.5
<b>Totals</b>		<b>0</b>	<b>294:19</b>	<b>34-52</b>	<b>.654</b>	<b>0-0</b>	<b>.000</b>	<b>49-66</b>	<b>.742</b>	<b>28</b>	<b>38</b>	<b>66</b>	<b>2.0</b>	<b>48</b>	<b>10</b>	<b>16</b>	<b>5</b>	<b>5</b>	<b>117</b>	<b>3.5</b>

### Player Averages

Games Played	Minutes/game	Points/game	FG Pct	3FG Pct	FT Pct	Rebounds/game	Assists/game	Turnovers/game	Assist/Turnover ratio	Steals/game	Blocks/game
33	8.9	3.5	65.4	0.0	74.2	2.0	0.3	0.5	0.6	0.2	0.2

## PRODUCTION TRACKER

	This Season	Career
Scored 10+ Points	1	17
Had 10+ Rebounds	-	2
Had Multiple Blocks	-	-
Led Tech in Blocks	1	1
Had Multiple Steals	-	1
Shot over 50% from the floor	15	43
Played 10+ Minutes	11	45
Shot 5+ Free Throws	6	11
Had Multiple Dunks	3	3



# VIRGINIA TECH MEN'S BASKETBALL

## COMBINED TEAM STATS

### Game Records

Record	Overall	Home	Away	Neutral
ALL GAMES	19-14	13-4	2-9	4-1
CONFERENCE	8-12	6-4	2-8	0-0
NON-CONFERENCE	11-2	7-0	0-1	4-1

### Score by Periods

Team	1st	2nd	OT	TOT
Virginia Tech	1218	1225	6	2449
Opponents	1092	1199	11	2302

### Team Box Score

No.	Player				Total		3-Point		F-Throw		Rebounds											
		GP-GS	MIN	AVG	FG-FGA	FG%	3FG-3FGA	3FG%	FT-FTA	FT%	OFF	DEF	TOT	AVG	PF	DQ	A	TO	BLK	STL	PTS	AVG
21	BASILE, Grant	33-32	921:42	27.9	207-396	.523	64-163	.393	63-89	.708	44	131	175	5.3	81	1	57	55	39	15	541	16.4
3	PEDULLA, Sean	33-33	1175:23	35.6	174-416	.418	67-190	.353	85-99	.859	13	108	121	3.7	90	3	125	69	6	41	500	15.2
25	MUTTS, Justyn	32-32	1059:44	33.1	174-310	.561	13-39	.333	60-97	.619	61	176	237	7.4	81	0	150	90	26	48	421	13.2
0	CATTOOR, Hunter	29-29	989:12	34.1	99-231	.429	75-177	.424	39-51	.765	8	102	110	3.8	52	0	69	27	4	29	312	10.8
13	MADDOX, Darius	20-19	590:23	29.5	64-171	.374	20-62	.323	21-24	.875	26	37	63	3.2	35	0	22	12	7	11	169	8.5
1	RICE, Rodney	7-0	135:37	19.4	15-45	.333	12-33	.364	8-10	.800	1	19	20	2.9	7	0	6	6	2	6	50	7.1
15	KIDD, Lynn	33-5	421:10	12.8	75-114	.658	0-0	.000	17-29	.586	33	82	115	3.5	53	0	21	21	15	9	167	5.1
2	COLLINS, MJ	33-15	816:44	24.7	49-139	.353	18-67	.269	24-30	.800	16	62	78	2.4	44	0	45	18	0	10	140	4.2
34	POTEAT, Mylyjael	33-0	294:19	8.9	34-52	.654	0-0	.000	49-66	.742	28	38	66	2.0	48	0	10	16	5	5	117	3.5
11	CAMDEN, John	23-0	183:11	8.0	9-36	.250	6-26	.231	5-9	.556	6	16	22	1.0	17	0	4	2	2	0	29	1.3
14	DAWYOT, Owyn	6-0	06:17	1.0	1-2	.500	0-1	.000	0-0	.000	0	1	1	0.2	1	0	0	0	0	0	2	0.3
10	JOHNSON, Camden	10-0	25:01	2.5	0-3	.000	0-1	.000	1-2	.500	3	3	6	0.6	2	0	4	1	0	0	1	0.1
33	WARD, Michael	6-0	06:17	1.0	0-2	.000	0-1	.000	0-0	.000	0	0	0	0.0	0	0	0	1	0	0	0	0.0
Team											42	46	88				10					
<b>Total</b>		<b>33</b>	<b>6625</b>		<b>901-1917</b>	<b>.470</b>	<b>275-760</b>	<b>.362</b>	<b>372-506</b>	<b>.735</b>	<b>281</b>	<b>821</b>	<b>1102</b>	<b>33.4</b>	<b>511</b>	<b>4</b>	<b>513</b>	<b>328</b>	<b>106</b>	<b>174</b>	<b>2449</b>	<b>74.2</b>
<b>Opponents</b>		<b>33</b>	<b>6625</b>		<b>863-1937</b>	<b>.446</b>	<b>236-693</b>	<b>.341</b>	<b>340-483</b>	<b>.704</b>	<b>310</b>	<b>796</b>	<b>1106</b>	<b>33.5</b>	<b>519</b>	<b>6</b>	<b>411</b>	<b>361</b>	<b>114</b>	<b>186</b>	<b>2302</b>	<b>69.8</b>

### Team Statistics

	VT	OPP
<b>Scoring</b>	<b>2449</b>	<b>2302</b>
Points per game	74.2	69.8
Scoring margin	+4.5	-
<b>Field goals-att</b>	<b>901-1917</b>	<b>863-1937</b>
Field goal pct	.470	.446
<b>3 point fg-att</b>	<b>275-760</b>	<b>236-693</b>
3-point FG pct	.362	.341
3-pt FG made per game	8.3	7.2
<b>Free throws-att</b>	<b>372-506</b>	<b>340-483</b>
Free throw pct	.735	.704
F-Throws made per game	11.3	10.3
<b>Rebounds</b>	<b>1102</b>	<b>1106</b>
Rebounds per game	33.4	33.5
Rebounding margin	-0.1	-
<b>Assists</b>	<b>513</b>	<b>411</b>
Assists per game	15.5	12.5
<b>Turnovers</b>	<b>328</b>	<b>361</b>
Turnovers per game	9.9	10.9
Turnover margin	+1.0	-
Assist/turnover ratio	1.6	1.1
<b>Steals</b>	<b>174</b>	<b>186</b>
Steals per game	5.3	5.6
<b>Blocks</b>	<b>106</b>	<b>114</b>
Blocks per game	3.2	3.5
<b>Winning streak</b>	<b>0</b>	<b>-</b>
Home win streak	1	-
<b>Attendance</b>	<b>143324</b>	<b>96137</b>
Home games-Avg/Game	17-8431	11-8740
Neutral site-Avg/Game	-	5-7426

### Team Results

Date	Opponent		Score	Att.
11/07/2022	Delaware St.	W	95-57	7899
11/10/2022	Lehigh	W	78-52	7541
11/13/2022	William & Mary	W	94-77	7936
11/17/2022	vs Old Dominion	W	75-71	2155
11/18/2022	vs Penn St.	W	61-59	2030
11/20/2022	at Col. of Charleston	L	75-77	5405
11/25/2022	Charleston So.	W	69-64	8925
11/28/2022	Minnesota	W	67-57	7870
12/04/2022	North Carolina	W	80-72	8925
12/07/2022	Dayton	W	77-49	7702
12/11/2022	vs Oklahoma St.	W	70-65	8028
12/17/2022	Grambling	W	74-48	7587
12/21/2022	at Boston College	Lot	65-70	4012
12/31/2022	at Wake Forest	L	75-77	8709
01/04/2023	Clemson	L	65-68	7539
01/07/2023	NC State	L	69-73	8925
01/11/2023	at Syracuse	L	72-82	16158
01/18/2023	at Virginia	L	68-78	14629
01/21/2023	at Clemson	L	50-51	9000
01/23/2023	Duke	W	78-75	8925
01/28/2023	Syracuse	W	85-70	8925
01/31/2023	at Miami (FL)	L	83-92	5834
02/04/2023	Virginia	W	74-68	8925
02/08/2023	Boston College	L	76-82	8925
02/11/2023	at Notre Dame	W	93-87	6632
02/15/2023	at Georgia Tech	L	70-77	4565
02/18/2023	Pittsburgh	W	79-72	8925
02/21/2023	Miami (FL)	L	70-76	8925
02/25/2023	at Duke	L	65-81	9314
02/28/2023	at Louisville	W	71-54	11879
03/04/2023	Florida St.	W	82-60	8925
03/07/2023	vs Notre Dame	W	67-64	7231
03/08/2023	vs NC State	L	77-97	17685

# VIRGINIA TECH MEN'S BASKETBALL

## COMBINED TEAM STATS (ACC-ONLY)

### Game Records

Record	Overall	Home	Away	Neutral
ALL GAMES	8-12	6-4	2-8	0-0
CONFERENCE	8-12	6-4	2-8	0-0
NON-CONFERENCE	0-0	0-0	0-0	0-0

### Score by Periods

Team	1st	2nd	OT	TOT
Virginia Tech	711	753	6	1470
Opponents	696	758	11	1465

### Team Box Score

No.	Player				Total		3-Point		F-Throw		Rebounds											
		GP-GS	MIN	AVG	FG-FGA	FG%	3FG-3FGA	3FG%	FT-FTA	FT%	OFF	DEF	TOT	AVG	PF	DQ	A	TO	BLK	STL	PTS	AVG
21	BASILE, Grant	20-20	578:33	28.9	139-268	.519	37-96	.385	39-56	.696	33	76	109	5.5	56	1	35	32	15	10	354	17.7
3	PEDULLA, Sean	20-20	732:35	36.6	94-250	.376	40-122	.328	57-61	.934	9	68	77	3.9	64	2	75	47	4	28	285	14.3
25	MUTTS, Justyn	20-20	702:54	35.1	114-208	.548	7-24	.292	39-60	.650	43	100	143	7.2	52	0	109	61	16	29	274	13.7
0	CATTOOR, Hunter	16-16	570:26	35.7	59-131	.450	48-107	.449	19-25	.760	4	56	60	3.8	33	0	48	17	2	16	185	11.6
13	MADDOX, Darius	9-8	256:51	28.5	21-68	.309	10-27	.370	8-9	.889	10	18	28	3.1	19	0	10	4	4	6	60	6.7
1	RICE, Rodney	5-0	99:40	19.9	9-35	.257	6-24	.250	6-8	.750	1	11	12	2.4	7	0	5	4	1	5	30	6.0
15	KIDD, Lynn	20-3	253:16	12.7	47-70	.671	0-0	.000	10-19	.526	20	57	77	3.9	36	0	10	13	9	7	104	5.2
2	COLLINS, MJ	20-13	535:60	26.8	33-87	.379	15-42	.357	19-24	.792	14	41	55	2.8	28	0	27	13	0	6	100	5.0
34	POTEAT, Mylyjael	20-0	154:51	7.7	15-21	.714	0-0	.000	26-38	.684	15	21	36	1.8	26	0	5	9	2	2	56	2.8
11	CAMDEN, John	15-0	134:30	9.0	6-25	.240	4-16	.250	5-9	.556	5	11	16	1.1	10	0	4	1	2	0	21	1.4
10	JOHNSON, Camden	3-0	04:00	1.3	0-2	.000	0-1	.000	1-2	.500	2	1	3	1.0	0	0	0	0	0	0	1	0.3
14	DAWYOT, Owyn	1-0	00:43	0.7	0-0	.000	0-0	.000	0-0	.000	0	0	0	0.0	0	0	0	0	0	0	0	0.0
33	WARD, Michael	1-0	00:43	0.7	0-2	.000	0-1	.000	0-0	.000	0	0	0	0.0	0	0	0	0	0	0	0	0.0
Team											21	25	46					7				
<b>Total</b>		<b>20</b>	<b>4025</b>		<b>537-1167</b>	<b>.460</b>	<b>167-460</b>	<b>.363</b>	<b>229-311</b>	<b>.736</b>	<b>177</b>	<b>485</b>	<b>662</b>	<b>33.1</b>	<b>331</b>	<b>3</b>	<b>328</b>	<b>208</b>	<b>55</b>	<b>109</b>	<b>1470</b>	<b>73.5</b>
<b>Opponents</b>		<b>20</b>	<b>4025</b>		<b>535-1162</b>	<b>.460</b>	<b>143-415</b>	<b>.345</b>	<b>252-346</b>	<b>.728</b>	<b>181</b>	<b>490</b>	<b>671</b>	<b>33.6</b>	<b>313</b>	<b>3</b>	<b>261</b>	<b>208</b>	<b>76</b>	<b>121</b>	<b>1465</b>	<b>73.3</b>

### Team Statistics

	VT	OPP
<b>Scoring</b>	<b>1470</b>	<b>1465</b>
Points per game	73.5	73.3
Scoring margin	+0.3	-
<b>Field goals-att</b>	<b>537-1167</b>	<b>535-1162</b>
Field goal pct	.460	.460
<b>3 point fg-att</b>	<b>167-460</b>	<b>143-415</b>
3-point FG pct	.363	.345
3-pt FG made per game	8.4	7.2
<b>Free throws-att</b>	<b>229-311</b>	<b>252-346</b>
Free throw pct	.736	.728
F-Throws made per game	11.5	12.6
<b>Rebounds</b>	<b>662</b>	<b>671</b>
Rebounds per game	33.1	33.6
Rebounding margin	-0.5	-
<b>Assists</b>	<b>328</b>	<b>261</b>
Assists per game	16.4	13.1
<b>Turnovers</b>	<b>208</b>	<b>208</b>
Turnovers per game	10.4	10.4
Turnover margin	0.0	-
Assist/turnover ratio	1.6	1.3
<b>Steals</b>	<b>109</b>	<b>121</b>
Steals per game	5.5	6.1
<b>Blocks</b>	<b>55</b>	<b>76</b>
Blocks per game	2.8	3.8
<b>Winning streak</b>	<b>2</b>	<b>-</b>
Home win streak	1	-
<b>Attendance</b>	<b>87864</b>	<b>90732</b>
Home games-Avg/Game	10-8786	10-9073
Neutral site-Avg/Game	-	0-0

### Team Results

Date	Opponent		Score	Att.
12/04/2022	North Carolina	W	80-72	8925
12/21/2022	at Boston College	Lot	65-70	4012
12/31/2022	at Wake Forest	L	75-77	8709
01/04/2023	Clemson	L	65-68	7539
01/07/2023	NC State	L	69-73	8925
01/11/2023	at Syracuse	L	72-82	16158
01/18/2023	at Virginia	L	68-78	14629
01/21/2023	at Clemson	L	50-51	9000
01/23/2023	Duke	W	78-75	8925
01/28/2023	Syracuse	W	85-70	8925
01/31/2023	at Miami (FL)	L	83-92	5834
02/04/2023	Virginia	W	74-68	8925
02/08/2023	Boston College	L	76-82	8925
02/11/2023	at Notre Dame	W	93-87	6632
02/15/2023	at Georgia Tech	L	70-77	4565
02/18/2023	Pittsburgh	W	79-72	8925
02/21/2023	Miami (FL)	L	70-76	8925
02/25/2023	at Duke	L	65-81	9314
02/28/2023	at Louisville	W	71-54	11879
03/04/2023	Florida St.	W	82-60	8925



# VIRGINIA TECH MEN'S BASKETBALL

## TEAM GAME-BY-GAME

Opponent	Date	Score	W	Total		3-Pointers		Free throws		Rebounds				Other Stats						
				FG-FGA	PCT	3FG-3FGA	PCT	FT-FTA	PCT	OFF	DEF	TOT	AVG	PF	A	TO	BLK	STL	PTS	AVG
Delaware St.	11/07/2022	95-57	W	33-60	.550	14-28	.500	15-20	.750	11	31	42	42.0	10	18	10	4	5	95	95.0
Lehigh	11/10/2022	78-52	W	31-58	.534	5-18	.278	11-16	.688	5	31	36	39.0	7	15	5	4	3	78	86.5
William & Mary	11/13/2022	94-77	W	33-59	.559	16-32	.500	12-12	1.000	9	19	28	35.3	18	19	7	5	4	94	89.0
vs Old Dominion	11/17/2022	75-71	W	25-56	.446	10-23	.435	15-21	.714	6	26	32	34.5	15	13	6	3	2	75	85.5
vs Penn St.	11/18/2022	61-59	W	26-58	.448	3-19	.158	6-9	.667	8	26	34	34.4	12	14	9	4	9	61	80.6
at Col. of Charleston	11/20/2022	75-77	L	33-66	.500	6-27	.222	3-5	.600	8	25	33	34.2	15	12	13	1	7	75	79.7
Charleston So.	11/25/2022	69-64	W	26-61	.426	6-21	.286	11-15	.733	14	23	37	34.6	11	14	7	4	1	69	78.1
Minnesota	11/28/2022	67-57	W	28-57	.491	5-14	.357	6-8	.750	11	31	42	35.5	17	12	14	8	2	67	76.8
North Carolina	12/04/2022	80-72	W	31-61	.508	7-19	.368	11-15	.733	10	29	39	35.9	21	16	10	0	4	80	77.1
Dayton	12/07/2022	77-49	W	31-63	.492	9-28	.321	6-7	.857	5	30	35	35.8	18	13	5	6	5	77	77.1
vs Oklahoma St.	12/11/2022	70-65	W	22-57	.386	7-20	.350	19-24	.792	11	26	37	35.9	18	12	10	3	11	70	76.5
Grambling	12/17/2022	74-48	W	26-51	.510	11-27	.407	11-20	.550	7	24	31	35.5	11	19	13	3	8	74	76.3
at Boston College	12/21/2022	65-70	Lot	27-66	.409	5-20	.250	6-9	.667	16	29	45	36.2	14	12	15	3	4	65	75.4
at Wake Forest	12/31/2022	75-77	L	27-59	.458	6-21	.286	15-19	.789	9	30	39	36.4	24	14	13	4	5	75	75.4
Clemson	01/04/2023	65-68	L	21-67	.313	9-24	.375	14-17	.824	12	30	42	36.8	17	12	11	3	4	65	74.7
NC State	01/07/2023	69-73	L	24-53	.453	5-18	.278	16-21	.762	6	23	29	36.3	21	12	11	4	5	69	74.3
at Syracuse	01/11/2023	72-82	L	29-67	.433	3-19	.158	11-14	.786	12	24	36	36.3	20	19	11	3	8	72	74.2
at Virginia	01/18/2023	68-78	L	27-55	.491	12-27	.444	2-2	1.000	5	22	27	35.8	13	19	8	4	3	68	73.8
at Clemson	01/21/2023	50-51	L	18-53	.340	6-22	.273	8-12	.667	7	27	34	35.7	15	13	14	2	9	50	72.6
Duke	01/23/2023	78-75	W	28-49	.571	10-19	.526	12-19	.632	5	22	27	35.3	16	16	11	2	5	78	72.9
Syracuse	01/28/2023	85-70	W	32-60	.533	13-32	.406	8-15	.533	12	25	37	35.3	17	26	15	2	7	85	73.4
at Miami (FL)	01/31/2023	83-92	L	29-51	.569	7-17	.412	18-20	.900	2	19	21	34.7	15	14	14	3	7	83	73.9
Virginia	02/04/2023	74-68	W	27-53	.509	7-18	.389	13-17	.765	3	28	31	34.5	12	19	8	3	4	74	73.9
Boston College	02/08/2023	76-82	L	26-62	.419	10-32	.313	14-21	.667	9	21	30	34.3	17	15	5	5	3	76	74.0
at Notre Dame	02/11/2023	93-87	W	32-56	.571	9-21	.429	20-25	.800	7	22	29	34.1	13	19	5	1	3	93	74.7
at Georgia Tech	02/15/2023	70-77	L	30-73	.411	6-23	.261	4-8	.500	15	25	40	34.3	21	19	10	4	9	70	74.5
Pittsburgh	02/18/2023	79-72	W	25-45	.556	9-19	.474	20-28	.714	7	23	30	34.2	20	17	11	2	2	79	74.7
Miami (FL)	02/21/2023	70-76	L	28-60	.467	9-27	.333	5-7	.714	7	24	31	34.1	14	17	12	2	6	70	74.5
at Duke	02/25/2023	65-81	L	23-57	.404	8-19	.421	11-16	.688	8	18	26	33.8	17	12	9	1	6	65	74.2
at Louisville	02/28/2023	71-54	W	24-64	.375	10-29	.345	13-17	.765	18	21	39	34.0	11	16	5	4	7	71	74.1
Florida St.	03/04/2023	82-60	W	29-56	.518	16-34	.471	8-9	.889	7	23	30	33.8	13	21	10	3	8	82	74.4
vs Notre Dame	03/07/2023	67-64	W	24-50	.480	7-19	.368	12-19	.632	3	27	30	33.7	15	10	9	4	4	67	74.1
vs NC State	03/08/2023	77-97	L	26-54	.481	9-24	.375	16-19	.842	6	17	23	33.4	13	14	12	2	4	77	74.2
<b>Total</b>		<b>2449</b>		<b>901-1917</b>	<b>.470</b>	<b>275-760</b>	<b>.362</b>	<b>372-506</b>	<b>.735</b>	<b>281</b>	<b>821</b>	<b>1102</b>	<b>33.4</b>	<b>511</b>	<b>513</b>	<b>328</b>	<b>106</b>	<b>174</b>	<b>2449</b>	<b>74.2</b>
Opponents		2302		863-1937	.446	236-693	.341	340-483	.704	310	796	1106	33.5	519	411	361	114	186	2302	69.8

### Virginia Tech Averages

Games Played	Points/game	FG Pct	3FG Pct	FT Pct	Rebounds/game	Assists/game	Turnovers/game	Assist/Turnover ratio	Steals/game	Blocks/game
33	74.2	47.0	36.2	73.5	33.4	15.5	9.9	1.6	5.3	3.2

# VIRGINIA TECH MEN'S BASKETBALL

## OPPONENTS GAME-BY-GAME

Opponent	Date	Score		Total		3-Pointers		Free throws		Rebounds										
				FG-FGA	PCT	3FG-3FGA	PCT	FT-FTA	PCT	OFF	DEF	TOT	AVG	PF	A	TO	BLK	STL	PTS	AVG
Delaware St.	11/07/2022	95-57	W	24-62	.387	4-16	.250	5-7	.714	7	17	24	24.0	18	9	12	2	5	57	57.0
Lehigh	11/10/2022	78-52	W	23-63	.365	5-21	.238	1-2	.500	9	23	32	28.0	17	12	11	1	4	52	54.5
William & Mary	11/13/2022	94-77	W	29-58	.500	11-22	.500	8-12	.667	10	17	27	27.7	15	12	12	2	3	77	62.0
vs Old Dominion	11/17/2022	75-71	W	29-71	.408	6-19	.316	7-12	.583	18	28	46	32.3	16	10	7	6	4	71	64.3
vs Penn St.	11/18/2022	61-59	W	23-56	.411	11-30	.367	2-4	.500	8	26	34	32.6	12	15	14	0	6	59	63.2
at Col. of Charleston	11/20/2022	75-77	L	30-59	.508	8-23	.348	9-12	.750	6	27	33	32.7	14	11	14	3	9	77	65.5
Charleston So.	11/25/2022	69-64	W	26-60	.433	8-22	.364	4-8	.500	14	24	38	33.4	14	12	10	2	2	64	65.3
Minnesota	11/28/2022	67-57	W	22-60	.367	6-23	.261	7-14	.500	8	19	27	32.6	14	11	9	6	7	57	64.3
North Carolina	12/04/2022	80-72	W	24-51	.471	3-17	.176	21-27	.778	4	21	25	31.8	17	6	10	5	5	72	65.1
Dayton	12/07/2022	77-49	W	18-60	.300	3-15	.200	10-17	.588	15	27	42	32.8	11	7	12	3	1	49	63.5
vs Oklahoma St.	12/11/2022	70-65	W	22-55	.400	7-24	.292	14-19	.737	11	27	38	33.3	21	14	17	7	6	65	63.6
Grambling	12/17/2022	74-48	W	19-52	.365	5-18	.278	5-8	.625	9	22	31	33.1	17	10	19	1	7	48	62.3
at Boston College	12/21/2022	65-70	Lot	29-72	.403	3-19	.158	9-12	.750	17	23	40	33.6	14	12	9	3	7	70	62.9
at Wake Forest	12/31/2022	75-77	L	23-63	.365	11-28	.393	20-26	.769	14	24	38	33.9	16	12	7	2	5	77	63.9
Clemson	01/04/2023	65-68	L	22-53	.415	9-23	.391	15-18	.833	2	34	36	34.1	21	11	14	4	5	68	64.2
NC State	01/07/2023	69-73	L	24-58	.414	5-21	.238	20-25	.800	12	26	38	34.3	18	7	11	3	7	73	64.8
at Syracuse	01/11/2023	72-82	L	30-59	.508	8-16	.500	14-22	.636	9	28	37	34.5	16	15	12	6	7	82	65.8
at Virginia	01/18/2023	68-78	L	29-57	.509	8-23	.348	12-13	.923	7	23	30	34.2	9	19	5	5	7	78	66.4
at Clemson	01/21/2023	50-51	L	18-47	.383	3-18	.167	12-15	.800	4	31	35	34.3	14	8	17	4	10	51	65.6
Duke	01/23/2023	78-75	W	29-60	.483	9-23	.391	8-12	.667	9	21	30	34.1	17	17	7	3	4	75	66.1
Syracuse	01/28/2023	85-70	W	23-49	.469	7-18	.389	17-24	.708	6	20	26	33.7	16	13	15	3	8	70	66.3
at Miami (FL)	01/31/2023	83-92	L	35-60	.583	8-19	.421	14-17	.824	7	20	27	33.4	16	18	11	3	10	92	67.5
Virginia	02/04/2023	74-68	W	25-61	.410	6-18	.333	12-18	.667	10	24	34	33.4	14	14	7	4	6	68	67.5
Boston College	02/08/2023	76-82	L	29-59	.492	12-24	.500	12-18	.667	10	30	40	33.7	16	24	11	3	1	82	68.1
at Notre Dame	02/11/2023	93-87	W	34-62	.548	13-30	.433	6-7	.857	6	20	26	33.4	19	14	6	1	1	87	68.8
at Georgia Tech	02/15/2023	70-77	L	26-58	.448	11-22	.500	14-26	.538	10	31	41	33.7	13	15	12	8	8	77	69.2
Pittsburgh	02/18/2023	79-72	W	28-60	.467	3-18	.167	13-19	.684	12	18	30	33.5	24	12	9	4	7	72	69.3
Miami (FL)	02/21/2023	70-76	L	27-64	.422	7-22	.318	15-19	.789	14	25	39	33.7	11	10	11	3	8	76	69.5
at Duke	02/25/2023	65-81	L	30-53	.566	7-18	.389	14-17	.824	7	30	37	33.8	17	19	9	6	6	81	69.9
at Louisville	02/28/2023	71-54	W	24-57	.421	2-14	.143	4-9	.444	14	24	38	34.0	15	5	12	3	3	54	69.4
Florida St.	03/04/2023	82-60	W	26-59	.441	8-24	.333	0-2	.000	7	17	24	33.6	10	10	13	3	6	60	69.1
vs Notre Dame	03/07/2023	67-64	W	24-56	.429	8-21	.381	8-10	.800	5	25	30	33.5	18	8	8	2	6	64	68.9
vs NC State	03/08/2023	77-97	L	39-63	.619	11-24	.458	8-12	.667	9	24	33	33.5	19	19	8	3	5	97	69.8
<b>Total</b>		<b>2302</b>		<b>863-1937</b>	<b>.446</b>	<b>236-693</b>	<b>.341</b>	<b>340-483</b>	<b>.704</b>	<b>310</b>	<b>796</b>	<b>1106</b>	<b>33.5</b>	<b>519</b>	<b>411</b>	<b>361</b>	<b>114</b>	<b>186</b>	<b>2302</b>	<b>69.8</b>
Virginia Tech		2449		901-1917	.470	275-760	.362	372-506	.735	281	821	1102	33.4	511	513	328	106	174	2449	74.2

### Opponents Averages

Games Played	Points/game	FG Pct	3FG Pct	FT Pct	Rebounds/game	Assists/game	Turnovers/game	Assist/Turnover ratio	Steals/game	Blocks/game
33	69.8	44.6	34.1	70.4	33.5	12.5	10.9	1.1	5.6	3.5

TEAM CATEGORY LEADERS

Points

##	Player	G	Pts	Pts/G
21	Basile, Grant	33	541	16.4
3	Pedulla, Sean	33	500	15.2
25	Mutts, Justyn	32	421	13.2
0	Cattoor, Hunter	29	312	10.8
13	Maddox, Darius	20	169	8.5
15	Kidd, Lynn	33	167	5.1
2	Collins, MJ	33	140	4.2
34	Poteat, Mylyjael	33	117	3.5
1	Rice, Rodney	7	50	7.1
11	Camden, John	23	29	1.3
14	Dawyot, Owyn	6	2	0.3
10	Johnson, Camden	10	1	0.1

Scoring Average

##	Player	G	Pts	Pts/G
21	Basile, Grant	33	541	16.4
3	Pedulla, Sean	33	500	15.2
25	Mutts, Justyn	32	421	13.2
0	Cattoor, Hunter	29	312	10.8
13	Maddox, Darius	20	169	8.5
1	Rice, Rodney	7	50	7.1
15	Kidd, Lynn	33	167	5.1
2	Collins, MJ	33	140	4.2
34	Poteat, Mylyjael	33	117	3.5
11	Camden, John	23	29	1.3
14	Dawyot, Owyn	6	2	0.3
10	Johnson, Camden	10	1	0.1

Field Goal Percentage

##	Player	FG	Att	Pct
15	Kidd, Lynn	75	114	.658
34	Poteat, Mylyjael	34	52	.654
25	Mutts, Justyn	174	310	.561
21	Basile, Grant	207	396	.523
14	Dawyot, Owyn	1	2	.500
0	Cattoor, Hunter	99	231	.429
3	Pedulla, Sean	174	416	.418
13	Maddox, Darius	64	171	.374
2	Collins, MJ	49	139	.353
1	Rice, Rodney	15	45	.333
11	Camden, John	9	36	.250

Field Goal Attempts

##	Player	G	Att	Att/G
3	Pedulla, Sean	33	416	12.6
21	Basile, Grant	33	396	12.0
25	Mutts, Justyn	32	310	9.7
0	Cattoor, Hunter	29	231	8.0
13	Maddox, Darius	20	171	8.6

Field Goals Made

##	Player	G	Made	Made/G
21	Basile, Grant	33	207	6.3
3	Pedulla, Sean	33	174	5.3
25	Mutts, Justyn	32	174	5.4
0	Cattoor, Hunter	29	99	3.4
15	Kidd, Lynn	33	75	2.3

3-Point FG Percentage

##	Player	3FG	Att	Pct
0	Cattoor, Hunter	75	177	.424
21	Basile, Grant	64	163	.393
1	Rice, Rodney	12	33	.364
3	Pedulla, Sean	67	190	.353
25	Mutts, Justyn	13	39	.333
13	Maddox, Darius	20	62	.323
2	Collins, MJ	18	67	.269
11	Camden, John	6	26	.231

3-Point FG Attempts

##	Player	G	Att	Att/G
3	Pedulla, Sean	33	190	5.8
0	Cattoor, Hunter	29	177	6.1
21	Basile, Grant	33	163	4.9
2	Collins, MJ	33	67	2.0
13	Maddox, Darius	20	62	3.1

3-Point FG Made

##	Player	G	Made	Made/G
0	Cattoor, Hunter	29	75	2.6
3	Pedulla, Sean	33	67	2.0
21	Basile, Grant	33	64	1.9
13	Maddox, Darius	20	20	1.0
2	Collins, MJ	33	18	0.5



TEAM CATEGORY LEADERS

Free Throw Percentage

##	Player	Made	Att	Pct
13	Maddox, Darius	21	24	.875
3	Pedulla, Sean	85	99	.859
1	Rice, Rodney	8	10	.800
2	Collins, MJ	24	30	.800
0	Cattoor, Hunter	39	51	.765
34	Poteat, Mylyjael	49	66	.742
21	Basile, Grant	63	89	.708
25	Mutts, Justyn	60	97	.619
15	Kidd, Lynn	17	29	.586
11	Camden, John	5	9	.556
10	Johnson, Camden	1	2	.500

Free Throw Attempts

##	Player	G	Att	Att/G
3	Pedulla, Sean	33	99	3.0
25	Mutts, Justyn	32	97	3.0
21	Basile, Grant	33	89	2.7
34	Poteat, Mylyjael	33	66	2.0
0	Cattoor, Hunter	29	51	1.8

Free Throws Made

##	Player	G	Made	Made/G
3	Pedulla, Sean	33	85	2.6
21	Basile, Grant	33	63	1.9
25	Mutts, Justyn	32	60	1.9
34	Poteat, Mylyjael	33	49	1.5
0	Cattoor, Hunter	29	39	1.3

Rebounds

##	Player	G	Reb	Reb/G
25	Mutts, Justyn	32	237	7.4
21	Basile, Grant	33	175	5.3
3	Pedulla, Sean	33	121	3.7
15	Kidd, Lynn	33	115	3.5
0	Cattoor, Hunter	29	110	3.8

Assists

##	Player	G	Ast	Ast/G
25	Mutts, Justyn	32	150	4.7
3	Pedulla, Sean	33	125	3.8
0	Cattoor, Hunter	29	69	2.4
21	Basile, Grant	33	57	1.7
2	Collins, MJ	33	45	1.4

Rebounds Average

##	Player	G	Reb	Reb/G
25	Mutts, Justyn	32	237	7.4
21	Basile, Grant	33	175	5.3
0	Cattoor, Hunter	29	110	3.8
3	Pedulla, Sean	33	121	3.7
15	Kidd, Lynn	33	115	3.5

Steals

##	Player	G	Stl	Stl/G
25	Mutts, Justyn	32	48	1.5
3	Pedulla, Sean	33	41	1.2
0	Cattoor, Hunter	29	29	1.0
21	Basile, Grant	33	15	0.5
13	Maddox, Darius	20	11	0.6

Offensive Rebounds

##	Player	G	OReb	OReb/G
25	Mutts, Justyn	32	61	1.9
21	Basile, Grant	33	44	1.3
15	Kidd, Lynn	33	33	1.0
34	Poteat, Mylyjael	33	28	0.8
13	Maddox, Darius	20	26	1.3

Blocked Shots

##	Player	G	Blk	Blk/G
21	Basile, Grant	33	39	1.2
25	Mutts, Justyn	32	26	0.8
15	Kidd, Lynn	33	15	0.5
13	Maddox, Darius	20	7	0.4
3	Pedulla, Sean	33	6	0.2

Defensive Rebounds

##	Player	G	DReb	DReb/G
25	Mutts, Justyn	32	176	5.5
21	Basile, Grant	33	131	4.0
3	Pedulla, Sean	33	108	3.3
0	Cattoor, Hunter	29	102	3.5
15	Kidd, Lynn	33	82	2.5

Minutes

##	Player	G	Min	Min/G
3	Pedulla, Sean	33	1175	35:37
25	Mutts, Justyn	32	1060	33:07
0	Cattoor, Hunter	29	989	34:07
21	Basile, Grant	33	922	27:56
2	Collins, MJ	33	817	24:45

TEAM CATEGORY LEADERS

Fouls

##	Player	G	PF	PF/G
3	Pedulla, Sean	33	90	2.7
21	Basile, Grant	33	81	2.5
25	Mutts, Justyn	32	81	2.5
15	Kidd, Lynn	33	53	1.6
0	Cattoor, Hunter	29	52	1.8

Turnovers

##	Player	G	TO	TO/G
25	Mutts, Justyn	32	90	2.8
3	Pedulla, Sean	33	69	2.1
21	Basile, Grant	33	55	1.7
0	Cattoor, Hunter	29	27	0.9
15	Kidd, Lynn	33	21	0.6

Foul Outs

##	Player	G	FO
3	Pedulla, Sean	33	3
21	Basile, Grant	33	1

TEAM GAME HIGHS

Virginia Tech - Game Highs

<b>POINTS</b>	95		Delaware St. (11/07/2022)
	94		William & Mary (11/13/2022)
	93		at Notre Dame (02/11/2023)
	85		Syracuse (01/28/2023)
	83		at Miami (FL) (01/31/2023)
<b>FIELD GOALS MADE</b>	33		at Col. of Charleston (11/20/2022)
	33		William & Mary (11/13/2022)
	33		Delaware St. (11/07/2022)
<b>FIELD GOAL ATTEMPTS</b>	73		at Georgia Tech (02/15/2023)
	67		at Syracuse (01/11/2023)
	67		Clemson (01/04/2023)
<b>FIELD GOAL PERCENTAGE</b>	.571	(32-56)	at Notre Dame (02/11/2023)
	.571	(28-49)	Duke (01/23/2023)
<b>3 PT FG MADE</b>	16		Florida St. (03/04/2023)
	16		William & Mary (11/13/2022)
<b>3 PT FG ATTEMPTS</b>	34		Florida St. (03/04/2023)
	32		Boston College (02/08/2023)
	32		Syracuse (01/28/2023)
	32		William & Mary (11/13/2022)
<b>3 PT FG PERCENTAGE</b>	.526	(10-19)	Duke (01/23/2023)
	.500	(16-32)	William & Mary (11/13/2022)
	.500	(14-28)	Delaware St. (11/07/2022)
<b>FREE THROWS MADE</b>	20		Pittsburgh (02/18/2023)
	20		at Notre Dame (02/11/2023)
<b>FREE THROW ATTEMPTS</b>	28		Pittsburgh (02/18/2023)
	25		at Notre Dame (02/11/2023)
<b>FREE THROW PERCENTAGE</b>	1.000	(12-12)	William & Mary (11/13/2022)
	1.000	(2-2)	at Virginia (01/18/2023)
<b>REBOUNDS</b>	45		at Boston College (12/21/2022)
	42		Clemson (01/04/2023)
	42		Minnesota (11/28/2022)
	42		Delaware St. (11/07/2022)
<b>ASSISTS</b>	26		Syracuse (01/28/2023)
	21		Florida St. (03/04/2023)
<b>STEALS</b>	11		vs Oklahoma St. (N) (12/11/2022)
	9		at Georgia Tech (02/15/2023)
	9		at Clemson (01/21/2023)
	9		vs Penn St. (N) (11/18/2022)
<b>BLOCKED SHOTS</b>	8		Minnesota (11/28/2022)
	6		Dayton (12/07/2022)
<b>TURNOVERS</b>	15		Syracuse (01/28/2023)
	15		at Boston College (12/21/2022)
<b>FOULS</b>	24		at Wake Forest (12/31/2022)
	21		at Georgia Tech (02/15/2023)
	21		NC State (01/07/2023)
	21		North Carolina (12/04/2022)



OPPONENT GAME HIGHS

Opponent - Game Highs

<b>POINTS</b>	97	vs NC State (N) (03/08/2023)
	92	at Miami (FL) (01/31/2023)
	87	at Notre Dame (02/11/2023)
	82	Boston College (02/08/2023)
	82	at Syracuse (01/11/2023)
<b>FIELD GOALS MADE</b>	39	vs NC State (N) (03/08/2023)
	35	at Miami (FL) (01/31/2023)
<b>FIELD GOAL ATTEMPTS</b>	72	at Boston College (12/21/2022)
	71	vs Old Dominion (N) (11/17/2022)
<b>FIELD GOAL PERCENTAGE</b>	.619 (39-63)	vs NC State (N) (03/08/2023)
	.583 (35-60)	at Miami (FL) (01/31/2023)
<b>3 PT FG MADE</b>	13	at Notre Dame (02/11/2023)
	12	Boston College (02/08/2023)
<b>3 PT FG ATTEMPTS</b>	30	at Notre Dame (02/11/2023)
	30	vs Penn St. (N) (11/18/2022)
<b>3 PT FG PERCENTAGE</b>	.500 (12-24)	Boston College (02/08/2023)
	.500 (11-22)	at Georgia Tech (02/15/2023)
	.500 (11-22)	William & Mary (11/13/2022)
	.500 (8-16)	at Syracuse (01/11/2023)
<b>FREE THROWS MADE</b>	21	North Carolina (12/04/2022)
	20	NC State (01/07/2023)
	20	at Wake Forest (12/31/2022)
<b>FREE THROW ATTEMPTS</b>	27	North Carolina (12/04/2022)
	26	at Georgia Tech (02/15/2023)
	26	at Wake Forest (12/31/2022)
<b>FREE THROW PERCENTAGE</b>	.923 (12-13)	at Virginia (01/18/2023)
	.857 (6-7)	at Notre Dame (02/11/2023)
<b>REBOUNDS</b>	46	vs Old Dominion (N) (11/17/2022)
	42	Dayton (12/07/2022)
<b>ASSISTS</b>	24	Boston College (02/08/2023)
	19	vs NC State (N) (03/08/2023)
	19	at Duke (02/25/2023)
	19	at Virginia (01/18/2023)
<b>STEALS</b>	10	at Miami (FL) (01/31/2023)
	10	at Clemson (01/21/2023)
<b>BLOCKED SHOTS</b>	8	at Georgia Tech (02/15/2023)
	7	vs Oklahoma St. (N) (12/11/2022)
<b>TURNOVERS</b>	19	Grambling (12/17/2022)
	17	at Clemson (01/21/2023)
	17	vs Oklahoma St. (N) (12/11/2022)
<b>FOULS</b>	24	Pittsburgh (02/18/2023)
	21	Clemson (01/04/2023)
	21	vs Oklahoma St. (N) (12/11/2022)

TEAM GAME LOWS

Virginia Tech - Game Lows

<b>POINTS</b>	50		at Clemson (01/21/2023)
	61		vs Penn St. (N) (11/18/2022)
	65		at Duke (02/25/2023)
	65		Clemson (01/04/2023)
	65		at Boston College (12/21/2022)
<b>FIELD GOALS MADE</b>	18		at Clemson (01/21/2023)
	21		Clemson (01/04/2023)
<b>FIELD GOAL ATTEMPTS</b>	45		Pittsburgh (02/18/2023)
	49		Duke (01/23/2023)
<b>FIELD GOAL PERCENTAGE</b>	.313	(21-67)	Clemson (01/04/2023)
	.340	(18-53)	at Clemson (01/21/2023)
<b>3 PT FG MADE</b>	3		at Syracuse (01/11/2023)
	3		vs Penn St. (N) (11/18/2022)
<b>3 PT FG ATTEMPTS</b>	14		Minnesota (11/28/2022)
	17		at Miami (FL) (01/31/2023)
<b>3 PT FG PERCENTAGE</b>	.158	(3-19)	at Syracuse (01/11/2023)
	.158	(3-19)	vs Penn St. (N) (11/18/2022)
<b>FREE THROWS MADE</b>	2		at Virginia (01/18/2023)
	3		at Col. of Charleston (11/20/2022)
<b>FREE THROW ATTEMPTS</b>	2		at Virginia (01/18/2023)
	5		at Col. of Charleston (11/20/2022)
<b>FREE THROW PERCENTAGE</b>	.500	(4-8)	at Georgia Tech (02/15/2023)
	.533	(8-15)	Syracuse (01/28/2023)
<b>REBOUNDS</b>	21		at Miami (FL) (01/31/2023)
	23		vs NC State (N) (03/08/2023)
<b>ASSISTS</b>	10		vs Notre Dame (N) (03/07/2023)
	12		at Duke (02/25/2023)
	12		NC State (01/07/2023)
	12		Clemson (01/04/2023)
	12		at Boston College (12/21/2022)
	12		vs Oklahoma St. (N) (12/11/2022)
	12		Minnesota (11/28/2022)
	12		at Col. of Charleston (11/20/2022)
<b>STEALS</b>	1		Charleston So. (11/25/2022)
	2		Pittsburgh (02/18/2023)
	2		Minnesota (11/28/2022)
	2		vs Old Dominion (N) (11/17/2022)
<b>BLOCKED SHOTS</b>	0		North Carolina (12/04/2022)
	1		at Duke (02/25/2023)
	1		at Notre Dame (02/11/2023)
	1		at Col. of Charleston (11/20/2022)
<b>TURNOVERS</b>	5		at Louisville (02/28/2023)
	5		at Notre Dame (02/11/2023)
	5		Boston College (02/08/2023)
	5		Dayton (12/07/2022)
	5		Lehigh (11/10/2022)
<b>FOULS</b>	7		Lehigh (11/10/2022)
	10		Delaware St. (11/07/2022)

OPPONENT GAME LOWS

Opponent - Game Lows

<b>POINTS</b>	48		Grambling (12/17/2022)
	49		Dayton (12/07/2022)
	51		at Clemson (01/21/2023)
	52		Lehigh (11/10/2022)
	54		at Louisville (02/28/2023)
<b>FIELD GOALS MADE</b>	18		at Clemson (01/21/2023)
	18		Dayton (12/07/2022)
<b>FIELD GOAL ATTEMPTS</b>	47		at Clemson (01/21/2023)
	49		Syracuse (01/28/2023)
<b>FIELD GOAL PERCENTAGE</b>	.300	(18-60)	Dayton (12/07/2022)
	.365	(23-63)	at Wake Forest (12/31/2022)
	.365	(23-63)	Lehigh (11/10/2022)
	.365	(19-52)	Grambling (12/17/2022)
<b>3 PT FG MADE</b>	2		at Louisville (02/28/2023)
	3		Pittsburgh (02/18/2023)
	3		at Clemson (01/21/2023)
	3		at Boston College (12/21/2022)
	3		Dayton (12/07/2022)
	3		North Carolina (12/04/2022)
<b>3 PT FG ATTEMPTS</b>	14		at Louisville (02/28/2023)
	15		Dayton (12/07/2022)
<b>3 PT FG PERCENTAGE</b>	.143	(2-14)	at Louisville (02/28/2023)
	.158	(3-19)	at Boston College (12/21/2022)
<b>FREE THROWS MADE</b>	0		Florida St. (03/04/2023)
	1		Lehigh (11/10/2022)
<b>FREE THROW ATTEMPTS</b>	2		Florida St. (03/04/2023)
	2		Lehigh (11/10/2022)
<b>FREE THROW PERCENTAGE</b>	.000	(0-2)	Florida St. (03/04/2023)
	.444	(4-9)	at Louisville (02/28/2023)
<b>REBOUNDS</b>	24		Florida St. (03/04/2023)
	24		Delaware St. (11/07/2022)
<b>ASSISTS</b>	5		at Louisville (02/28/2023)
	6		North Carolina (12/04/2022)
<b>STEALS</b>	1		at Notre Dame (02/11/2023)
	1		Boston College (02/08/2023)
	1		Dayton (12/07/2022)
<b>BLOCKED SHOTS</b>	0		vs Penn St. (N) (11/18/2022)
	1		at Notre Dame (02/11/2023)
	1		Grambling (12/17/2022)
	1		Lehigh (11/10/2022)
<b>TURNOVERS</b>	5		at Virginia (01/18/2023)
	6		at Notre Dame (02/11/2023)
<b>FOULS</b>	9		at Virginia (01/18/2023)
	10		Florida St. (03/04/2023)

# VIRGINIA TECH MEN'S BASKETBALL

## BOX SCORES

### GAME 1: DELAWARE STATE

Official Basketball Box Score - Final													Game Time: 9:00 PM														
Delaware State at Virginia Tech													Game Duration: 1:50														
11/07/22 Cassell Coliseum, Blacksburg, Va.													Attendance: 7,899														
2022-23 Men's Basketball													Officials: Jamie Luckie, Jerry Heister, Chase Shaw														
Delaware State - 57													Record: 0-1														
NO. Name	Min	FG	3P	FT	Rebounds	Fouls	TP	AS	TO	ST	Blocks	+	Shooting By Period														
23 Brandon Stone	C	26:42	7-13	1-3	0-0	3 5 8	0 1	15	0	2	1	0	1	1 <sup>st</sup> FG%	13-32	40.6%											
24 Raymond Somerville	C	24:24	3-8	0-0	2-2	1 3 4	1 2	8	2	1	0	1	0	3 <sup>rd</sup> FG%	3-9	33.3%											
3 Martez Robinson	G	26:43	1-7	0-3	1-2	0 3 3	4 4	3	4	1	0	0	0	FT%	2-3	66.7%											
5 Jevvinn Muniz	G	25:00	2-5	1-2	0-0	2 2 2	1 0	5	0	2	1	0	0	2 <sup>nd</sup> FG%	11-30	36.7%											
11 Khyrie Staten	G	32:30	7-15	2-6	0-0	0 0 0	1 1	16	1	2	2	1	2	3 <sup>rd</sup> FT%	1-7	14.3%											
15 Aaron Lemon-Warren		12:32	0-1	0-0	2-2	0 1 1	2 1	2	0	1	1	0	0	GM FG%	24-62	38.7%											
20 Cameron Stitt		12:59	2-6	0-1	0-1	2 2 4	1 1	4	0	0	0	0	0	3 <sup>rd</sup> FT%	4-16	25.0%											
22 Corey Perkins		05:03	1-3	0-0	0 0 0	2 2	2	2	2	2	0	0	0	FT%	5-7	71.4%											
4 Kyle Johnson		08:46	0-2	0-0	0 0 0	0 0 0	0 0	0	0	0	0	0	0	Dead Ball Rebounds: 2, 1													
25 O'Koye Parker		02:39	0-0	0-0	0 0 0	1 0	0	0	0	1	0	0	0														
22 Cory Barnes		05:33	0-0	0-0	0 1 1	3 0	0	0	0	0	0	0	0														
10 Ronald Lucas		07:09	1-2	0-0	0 0 0	2 2	2	0	0	0	0	1	2														
Team																											
Totals													24-62	4-16	5-7	7	17	24	18	10	57	9	12	5	2	4	38

Official Basketball Box Score - Final													Game Time: 6:00 PM														
Virginia Tech - 95													Game Duration: 1:50														
11/07/22 Cassell Coliseum, Blacksburg, Va.													Attendance: 7,899														
2022-23 Men's Basketball													Officials: Ted Valentine, Lee Cassell, Jeff Poon														
Virginia Tech - 95													Record: 1-0														
NO. Name	Min	FG	3P	FT	Rebounds	Fouls	TP	AS	TO	ST	Blocks	+	Shooting By Period														
21 Grant Basile	F	29:04	12-16	6-9	0-0	2 8 10	1 0	30	1	4	1	1	30	1 <sup>st</sup> FG%	20-32	62.5%											
15 Lynn Kidd	C	22:47	3-4	0-0	2-2	4 6 10	1 3	8	3	2	0	0	22	3 <sup>rd</sup> FG%	10-16	62.5%											
0 Hunter Cattoor	G	25:22	2-6	1-4	1-2	1 2 3	0 6	6	2	0	0	2	29	FT%	6-9	66.7%											
3 Sean Pedulla	G	28:11	5-12	5-8	3-4	0 4 4	1 2	18	8	2	1	0	36	2 <sup>nd</sup> FG%	13-28	46.4%											
13 Darius Maddox	G	26:20	5-8	0-1	4-5	0 3 3	0 2	14	0	1	1	0	28	3 <sup>rd</sup> FT%	4-12	33.3%											
2 MJ Collins		22:25	2-7	0-2	0-0	2 2 0	0 4	4	2	1	1	0	23	GM FG%	33-60	55.0%											
34 Mylajael Poteat		16:37	2-3	0-0	5-7	3 1 4	3 5	9	1	1	1	0	8	3 <sup>rd</sup> FT%	14-28	50.0%											
11 John Camden		18:16	2-4	0-0	0 2 2	3 0	6	0	0	0	0	0	10	FT%	15-20	75.0%											
10 Camden Johnson		08:18	0-0	0-0	0 1 1	1 0	0	1	0	0	0	0	0	Dead Ball Rebounds: 3, 0													
14 Owyn Dawyot		01:20	0-0	0-0	0 0 0	0 0 0	0 0	0	0	0	0	0	-1														
33 Michael Ward		01:20	0-0	0-0	0 0 0	0 0 0	0 0	0	0	0	0	0	-1														
Team																											
Totals													33-60	14-28	15-20	11	31	42	10	18	95	18	10	5	4	2	38

Official Basketball Box Score - Final													Game Time: 6:00 PM														
William and Mary at Virginia Tech													Game Duration: 1:59														
11/13/22 Cassell Coliseum, Blacksburg, Va.													Attendance: 7,506														
2022-23 Men's Basketball													Officials: Roger Ayers, Raymie Styons, Leslie Jones														
William and Mary - 77													Record: 1-2														
NO. Name	Min	FG	3P	FT	Rebounds	Fouls	TP	AS	TO	ST	Blocks	+	Shooting By Period														
5 Noah Collier	F	13:55	1-2	0-0	2-3	1 2 3	4 3	4	2	2	0	2	4	1 <sup>st</sup> FG%	14-32	43.8%											
35 Ben Wight	F	30:42	5-12	0-0	0-0	5 1 6	1 1	10	0	2	0	2	27	3 <sup>rd</sup> FG%	5-13	38.5%											
12 Tyler Rice	G	08:23	1-2	1-2	0-0	0 0 0	4 0	3	0	2	0	0	14	FT%	2-3	66.7%											
21 Gabe Dorsey	G	24:12	5-7	1-6	0-0	1 3 4	1 2	14	0	1	1	0	0	2 <sup>nd</sup> FG%	15-26	57.7%											
24 Chris Mullins	G	27:04	1-5	0-4	0-0	3 3 3	2 3	6	3	1	2	0	13	FT%	6-9	66.7%											
11 Jack Karasiniski		25:21	2-5	0-2	0-1	1 1 2	1 5	4	1	1	0	0	15	GM FG%	29-58	50.0%											
0 Anders Nelson		31:39	10-15	4-7	1-2	1 3 3	2 2	25	6	2	0	1	5	3 <sup>rd</sup> FT%	9-12	50.0%											
4 Matthew Case		14:46	1-4	1-3	0-0	2 2 0	0 3	0	0	0	0	0	13	FT%	8-12	66.7%											
15 Miguel Ayesa		06:43	0-1	0-0	0-0	1 1 1	0 0	0	0	0	0	0	3	Dead Ball Rebounds: 3, 0													
2 Chase Lowe		13:57	2-3	0-0	1-2	1 1 2	2 0	5	1	0	0	0	-1														
1 Jake Milkereit		01:58	1-1	1-1	0-0	0 0 0	0 0	3	0	0	0	0	2														
33 Charlie Williams		01:58	0-1	0-0	0-0	1 1 0	0 0	0	0	0	0	0	2														
25 Miles Hicks		01:12	0-0	0-0	0-0	0 0 0	0 0	0	0	0	0	0	4														
Team																											
Totals													29-58	11-22	8-12	10	17	27	15	18	77	12	13	3	2	5	17

Official Basketball Box Score - Final													Game Time: 6:00 PM														
William and Mary at Virginia Tech													Game Duration: 1:59														
11/13/22 Cassell Coliseum, Blacksburg, Va.													Attendance: 7,506														
2022-23 Men's Basketball													Officials: Roger Ayers, Raymie Styons, Leslie Jones														
Virginia Tech - 94													Record: 3-0														
NO. Name	Min	FG	3P	FT	Rebounds	Fouls	TP	AS	TO	ST	Blocks	+	Shooting By Period														
21 Grant Basile	F	19:58	5-8	3-6	0-0	2 2 2	2 0	13	1	1	3	0	15	1 <sup>st</sup> FG%	21-32	65.6%											
25 Justyn Mutts	F	24:37	1-2	0-0	0-0	1 3 4	4 4	21	6	4	1	0	28	3 <sup>rd</sup> FG%	11-16	68.8%											
0 Hunter Cattoor	G	29:18	7-11	6-10	2-2	0 3 3	1 3	22	3	0	0	0	29	FT%	4-4	100%											
3 Sean Pedulla	G	35:58	7-11	4-7	4-4	1 3 4	2 4	22	4	1	1	0	19	2 <sup>nd</sup> FG%	12-27	44.4%											
13 Darius Maddox	G	30:54	5-9	2-2	2-2	1 1 2	1 1	14	3	0	1	0	19	FT%	5-6	31.3%											
2 MJ Collins		16:08	2-7	1-3	2-2	0 0 0	4 1	7	0	0	0	0	5	GM FG%	33-59	55.9%											
15 Lynn Kidd		16:48	2-2	0-0	2-2	2 2 4	1 1	6	0	0	0	0	0	3 <sup>rd</sup> FT%	16-32	50.0%											
11 John Camden		08:43	1-4	0-3	0-0	1 1 0	2 0	2	0	1	0	0	-13	FT%	12-12	100.0%											
34 Mylajael Poteat		13:14	3-4	0-0	0 2 2	4 1	1	6	1	0	0	0	-7	Dead Ball Rebounds: 0, 1													
10 Camden Johnson		01:58	0-0	0-0	0 0 0	0 0 0	0 0	0	0	0	0	0	-2														
14 Owyn Dawyot		01:12	0-1	0-1	0-0	1 1 0	0 0	0	0	0	0	0	-4														
33 Michael Ward		01:12	0-0	0-0	0-0	0 0 0	0 0	0	0	0	0	0	-4														
Team																											
Totals													33-59	16-32	12-12	9	19	28	15	18	94	19	7	4	5	2	17

### GAME 3: WILLIAM & MARY

Official Basketball Box Score - Final													Game Time: 6:00 PM														
William and Mary at Virginia Tech													Game Duration: 1:59														
11/13/22 Cassell Coliseum, Blacksburg, Va.													Attendance: 7,506														
2022-23 Men's Basketball													Officials: Roger Ayers, Raymie Styons, Leslie Jones														
William and Mary - 77													Record: 1-2														
NO. Name	Min	FG	3P	FT	Rebounds	Fouls	TP	AS	TO	ST	Blocks	+	Shooting By Period														
5 Noah Collier	F	13:55	1-2	0-0	2-3	1 2 3	4 3	4	2	2	0	2	4	1 <sup>st</sup> FG%	14-32	43.8%											
35 Ben Wight	F	30:42	5-12	0-0	0-0	5 1 6	1 1	10	0	2	0	2	27	3 <sup>rd</sup> FG%	5-13	38.5%											
12 Tyler Rice	G	08:23	1-2	1-2	0-0	0 0 0	4 0	3	0	2	0	0	14	FT%	2-3	66.7%											
21 Gabe Dorsey	G	24:12	5-7	1-6	0-0	1 3 4	1 2	14	0	1	1	0	0	2 <sup>nd</sup> FG%	15-26	57.7%											
24 Chris Mullins	G	27:04	1-5	0-4	0-0	3 3 3	2 3	6	3	1	2	0	13	FT%	6-9	66.7%											
11 Jack Karasiniski		25:21	2-5	0-2	0-1	1 1 2	1 5	4	1	1	0	0	15	GM FG%	29-58	50.0%											
0 Anders Nelson		31:39	10-15	4-7	1-2	1 3 3	2 2	25	6	2	0	1	5	3 <sup>rd</sup> FT%	9-12	50.0%											
4 Matthew Case		14:46	1-4	1-3	0-0	2 2 0	0 3	0	0	0	0	0	13	FT%	8-12	66.7%											
15 Miguel Ayesa		06:43	0-1	0-0	0-0	1 1 1	0 0	0	0	0	0	0	3	Dead Ball Rebounds: 3, 0													
2 Chase Lowe		13:57	2-3	0-0	1-2	1 1 2	2 0	5	1	0	0	0	-1														
1 Jake Milkereit		01:58	1-1	1-1	0-0	0 0 0	0 0	3	0	0	0	0	2														
33 Charlie Williams		01:58	0-1	0-0	0-0	1 1 0	0 0	0	0	0	0	0	2														
25 Miles Hicks		01:12	0-0	0-0	0-0	0 0 0	0 0	0	0	0	0	0	4														
Team																											
Totals													29-58	11-22	8-12	10	17	27	15	18	77	12	13	3	2	5	17

Official Basketball Box Score - Final													Game Time: 6:00 PM	
William and Mary at Virginia Tech													Game Duration: 1:59	
11/13/22 Cassell Coliseum, Blacksburg, Va.													Attendance: 7,506	
2022-23 Men's Basketball													Officials: Roger Ayers, Raymie Styons, Leslie Jones	
Virginia Tech - 94													Record: 3-0	
NO. Name	Min	FG	3P	FT	Rebounds	Fouls	TP	AS	TO</					



# VIRGINIA TECH MEN'S BASKETBALL

## BOX SCORES

### GAME 5: PENN STATE

Official Basketball Box Score - Final															Game Time: 12:00 PM Game Duration: 1:49	
Penn St. at Virginia Tech															11/18/22 TD Arena, Charleston, SC	
Penn State vs. Virginia Tech															Officials: John Higgins, Olandis Poole, John Gaffney	
Penn St. - 59															Record: 4-1 (0-1)	
NO. Name	Min	FG	3P	FT	Rebounds	Fouls	TP	AS	TO	ST	Blocks	BS	BA	+/-	Shooting By Period	
1 Seth Lundy	F 33:49	1-5	0-2	2-4	2 7 9	3 3 4	3	0	0	0	0	0	0	3	1 <sup>st</sup> FG% 11-28 39.3%	
4 Caleb Dorsey	F 06:03	0-1	0-1	0-0	0 1 1	0 0 0	0	0	1	0	0	0	-8	3 <sup>rd</sup> FT% 5-14 35.7%		
10 Andrew Funk	G 36:37	8-16	5-11	0-0	0 1 1	1 0 21	1	1	1	1	0	1	0	0	FT% 2-2 100%	
11 Camren Wynter	G 17:19	1-4	0-1	0-0	0 1 1	0 0 2	0	4	1	0	0	0	-3	2 <sup>nd</sup> FG% 12-28 42.9%		
22 Jalen Pickett	G 38:57	4-10	1-2	0-0	1 6 7	3 5 9	8	4	3	0	0	0	0	0	3 <sup>rd</sup> FT% 6-16 37.5%	
3 Keblba Nije	06:00	1-3	0-0	0-0	0 1 1	1 1 2	0	1	0	0	0	2	-8	FT% 0-2 0%		
2 Myles Dread	30:02	5-11	5-11	0-0	2 2 4	2 0 15	0	1	1	0	1	3	3	0	GM FG% 23-56 41.1%	
23 Dallan Johnson	14:53	1-4	0-2	0-0	2 2 2	1 2 2	1	1	0	0	0	0	-7	3 <sup>rd</sup> FT% 11-30 36.7%		
12 Evan Mahaffey	16:20	2-2	0-0	0-0	3 2 5	1 1 4	1	1	2	0	0	0	10	FT% 2-4 50.0%		
Team					0 3 3	0 0 0	0	0	0	0	0	0	0	0	Dead Ball Rebounds: 1, 0	
<b>Totals</b>		23-56	11-30	2-4	8 26 34	12 12 59	15	14	6	0	4	2				

Virginia Tech - 61															Record: 5-0 (1-0)	
NO. Name	Min	FG	3P	FT	Rebounds	Fouls	TP	AS	TO	ST	Blocks	BS	BA	+/-	Shooting By Period	
21 Grant Basile	F 26:35	7-11	1-3	2-3	0 4 4	2 3 17	3	1	1	3	0	2	0	3	1 <sup>st</sup> FG% 16-36 44.4%	
25 Justyn Mutts	F 37:55	5-12	0-1	0-2	2 10 12	2 5 10	5	4	1	0	0	0	3	0	3 <sup>rd</sup> FT% 3-15 20.0%	
0 Hunter Cattoor	G 38:04	1-6	1-5	0-0	4 4 4	1 1 3	1	0	4	0	0	0	-4	FT% 2-2 100%		
3 Sean Pedulla	G 37:55	5-13	0-6	0-0	1 1 1	1 1 10	3	1	3	0	0	0	3	0	2 <sup>nd</sup> FG% 10-22 45.5%	
13 Darius Maddox	G 33:11	5-8	1-2	0-0	3 2 5	1 0 11	1	1	0	0	0	0	4	0	3 <sup>rd</sup> FT% 4-7 57.1%	
2 MJ Collins	15:45	0-2	0-2	2-2	1 3 4	2 1 2	1	0	0	0	0	0	1	0	GM FG% 26-58 44.8%	
34 Mylajael Poteat	07:50	2-5	0-0	2-2	0 1 1	1 6 0	1	0	1	0	1	0	2	0	3 <sup>rd</sup> FT% 3-19 15.8%	
15 Lynn Kidd	02:45	1-1	0-0	0-0	0 0 0	2 0 2	0	0	1	0	0	0	-1	0	FT% 6-9 66.7%	
Team					2 1 3	0 0 0	0	0	0	0	0	0	0	0	Dead Ball Rebounds: 1, 0	
<b>Totals</b>		26-58	3-19	6-9	8 26 34	12 12 61	14	9	9	4	0	2				

Technical Fouls: NONE														
Biggest lead		PSU	VPI	Points from Turnovers		PSU	VPI	Period by Period Scoring						
0 (1 <sup>st</sup> 20:00)		16	(1 <sup>st</sup> 10:01)	9	8	1st	2nd	TOT						
Best Scoring Run		7 (1 <sup>st</sup> 5:29)	12 (1 <sup>st</sup> 10:01)	Paint	24	40	59							
Lead Changes		0	0	Second Chance	11	11	PSU	29	30	59				
Times Tied		0	0	Fast Breaks	12	2	VPI	37	24	61				
Time with Lead		00:00	39:48	Bench	23	10								

### GAME 6: COLLEGE OF CHARLESTON

Official Basketball Box Score - Final															Game Time: 3:30 PM Game Duration: 1:54 Attendance: 5,100	
Virginia Tech at Col. of Charleston															11/20/22 TD Arena, Charleston, SC	
Virginia Tech at College of Charleston															Officials: John Higgins, Jeffery Anderson, Ron Groover	
Virginia Tech - 75															Record: 5-1	
NO. Name	Min	FG	3P	FT	Rebounds	Fouls	TP	AS	TO	ST	Blocks	BS	BA	+/-	Shooting By Period	
21 Grant Basile	F 29:58	5-12	2-7	0-0	1 4 5	0 2 12	4	3	0	1	1	1	9	0	1 <sup>st</sup> FG% 14-35 40.0%	
25 Justyn Mutts	F 38:40	8-11	0-1	0-0	2 7 9	0 3 16	2	1	2	0	0	1	0	0	3 <sup>rd</sup> FT% 2-14 14.3%	
0 Hunter Cattoor	G 38:07	7-13	3-7	0-2	0 5 5	1 3 17	1	2	2	0	0	0	-3	0	FT% 0-2 0%	
3 Sean Pedulla	G 33:14	7-15	1-5	2-2	0 3 3	3 3 17	3	4	2	0	1	7	7	0	2 <sup>nd</sup> FG% 19-31 61.3%	
13 Darius Maddox	G 22:15	4-9	0-4	0-0	1 1 2	4 0 8	0	1	1	0	0	0	-1	0	3 <sup>rd</sup> FT% 4-13 30.8%	
34 Mylajael Poteat	08:59	0-0	0-0	0-0	0 0 0	3 1 0	0	0	0	0	0	0	-8	0	GM FG% 33-66 50.0%	
2 MJ Collins	25:04	2-6	0-3	1-1	1 3 4	3 2 5	2	1	0	0	0	0	-7	0	3 <sup>rd</sup> FT% 6-27 22.2%	
11 John Camden	01:03	0-0	0-0	0-0	0 0 0	0 0 0	0	0	0	0	0	0	-2	0	FT% 3-5 60.0%	
15 Lynn Kidd	03:00	0-0	0-0	0-0	0 1 1	1 0 0	0	0	1	0	0	0	-5	0	Dead Ball Rebounds: 0, 0	
Team					3 1 4	0 0 0	0	0	0	0	0	0	0	0		
<b>Totals</b>		33-66	6-27	3-5	8 25 33	16 14 75	12	13	7	1	3	2				

Col. of Charleston - 77															Record: 5-1	
NO. Name	Min	FG	3P	FT	Rebounds	Fouls	TP	AS	TO	ST	Blocks	BS	BA	+/-	Shooting By Period	
35 Babacar Faye	F 20:54	3-5	0-1	2-4	2 6 8	1 2 8	0	2	0	1	0	0	3	0	1 <sup>st</sup> FG% 13-27 48.1%	
2 Reyne Smith	G 20:43	3-7	2-6	2-2	0 1 1	1 5 10	1	0	0	0	0	0	9	0	3 <sup>rd</sup> FT% 9-13 23.1%	
3 Dalton Bolon	G 21:00	1-6	0-3	4-4	1 2 3	1 2 6	1	2	2	0	0	0	9	0	FT% 6-8 75%	
11 Ryan Larson	G 31:58	5-9	2-3	0-0	1 1 2	3 0 12	3	1	0	0	0	2	2	0	2 <sup>nd</sup> FG% 17-32 53.1%	
21 Jaylon Scott	G 24:39	0-2	0-1	1-2	1 3 4	2 2 1	1	3	1	2	0	-13	3	0	3 <sup>rd</sup> FT% 5-10 50.0%	
5 Raekwon Horton	24:26	1-3	0-2	0-0	0 2 2	3 2 2	1	1	1	0	0	7	7	0	FT% 3-4 75%	
15 Pat Robinson III	20:51	7-9	0-1	0-0	3 3 3	0 1 14	3	0	0	0	0	2	0	0	GM FG% 30-59 50.8%	
25 Ben Burnham	13:07	4-5	1-2	0-0	0 2 2	0 0 0	0	0	0	0	0	0	-2	0	3 <sup>rd</sup> FT% 8-23 34.8%	
42 Charles Lampton	02:26	0-0	0-0	0-0	0 0 0	1 0 0	0	0	2	1	0	0	0	0	FT% 9-12 75.0%	
10 Arite Brizovic	19:56	6-13	3-4	0-0	0 5 5	2 1 15	1	1	3	0	1	2	2	0	Dead Ball Rebounds: 1, 0	
Team					1 2 3	0 0 0	0	0	0	0	0	0	0	0		
<b>Totals</b>		30-59	8-23	9-12	6 27 33	14 15 77	11	14	9	3	1	2				

Technical Fouls: NONE														
Biggest lead		VPI	COC	Points from Turnovers		VPI	COC	Period by Period Scoring						
8 (2 <sup>nd</sup> 8:17)		13	(1 <sup>st</sup> 8:41)	15	14	1st	2nd	TOT						
Best Scoring Run		11 (2 <sup>nd</sup> 14:23)	11 (1 <sup>st</sup> 8:41)	Paint	44	36	75							
Lead Changes		5	5	Second Chance	9	8	VPI	30	45	75				
Times Tied		5	5	Fast Breaks	7	3	COC	35	42	77				
Time with Lead		19:06	18:25	Bench	5	40								

### GAME 7: CHARLESTON SOUTHERN

Official Basketball Box Score - Final															Game Time: 8:00 PM Game Duration: 1:58 Attendance: 8,525	
Charleston Southern at Virginia Tech															11/25/22 Cassell Coliseum, Blacksburg, Va.	
2022-23 Men's Basketball															Officials: Ted Valentine, Tony Henderson, Tim Comer	
Charleston Southern - 64															Record: 2-3	
NO. Name	Min	FG	3P	FT	Rebounds	Fouls	TP	AS	TO	ST	Blocks	BS	BA	+/-	Shooting By Period	
1 Kalib Clinton	F 14:23	1-4	0-0	1-2	2 1 3	4 2 3	0	0	1	0	0	0	-17	0	1 <sup>st</sup> FG% 12-28 42.9%	
14 Taje Kelly	F 29:02	7-13	0-0	2-4	3 6 9	1 4 16	1	3	3	1	0	0	3	1	3 <sup>rd</sup> FT% 6-13 46.2%	
4 Tyreer Bryan	G 32:34	4-6	3-3	0-0	0 1 1	1 1 11	3	1	0	0	0	2	2	0	FT% 3-4 75%	
13 Tahlik Chavez	G 35:29	4-10	4-9	0-0	0 3 3	0 1 12	1	1	0	0	0	-1	0	0	2 <sup>nd</sup> FG% 14-32 43.8%	
22 RJ Johnson	G 14:51	0-4	0-1	0-0	0 0 0	0 0 0	0	1	2	0	0	-8	0	0	FT% 2-9 22.2%	
12 Claudell Harris Jr.	29:30	8-16	0-7	1-2	0 7 7	1 2 17	4	2	0	0	0	-1	0	0	GM FG% 26-60 43.3%	
24 Claudell Duhart Jr.	14:15	0-2	0-0	0-0	2 0 2	0 2 0	0	2	0	2	1	2	0	0	3 <sup>rd</sup> FT% 8-22 36.4%	
21 Imajae Dodd	10:58	1-3	0-0	0-0	1 2 3	2 1 2	0	1	0	0	0	-6	0	0	FT% 4-8 50.0%	
55 Tres Berry	18:48	1-2	1-2	0-0	0 1 1	3 0 3	0	0	0	0	0	0	3	0	Dead Ball Rebounds: 0, 0	
Team					6 3 9	0 0 0	0	0	0	0	0	0	0	0		
<b>Totals</b>		26-60	8-22	4-8	14 24 38	14 11 64	12	10	2	2	4	-5				

Virginia Tech - 69															Record: 6-1	
NO. Name	Min	FG	3P	FT	Rebounds	Fouls	TP	AS	TO	ST	Blocks	BS	BA	+/-	Shooting By Period	
21 Grant Basile	F 24:15	2-6	2-6	0-0	0 2 2	0 0 6	1	2	0	2	0	-8	0	0	1 <sup>st</sup> FG% 15-30 50.0%	
25 Justyn Mutts																

# VIRGINIA TECH MEN'S BASKETBALL

## BOX SCORES

### GAME 9: NORTH CAROLINA

North Carolina at Virginia Tech																	
Official Basketball Box Score - Final																	
12/04/22 Cassell Coliseum, Blacksburg, Va.																	
2022-23 Men's Basketball																	
Game Time: 3:00 PM																	
Game Duration: 2:03																	
Attendance: 8,955																	
Officials: Ted Valentine, Doug Simons, Clarence Armstrong																	
North Carolina - 72																	
Record: 5-4 (0-1)																	
NO. Name	Min	FG	3P	FT	Rebounds	Fouls	TP	AS	TO	ST	Blocks	+/-					
		M-A	M-A	M-A	OR DR TOT	PF	FD				BS BA						
32 Pete Nance	F	36:18	6-13	1-3	5-6	1	9	10	2	4	18	0	4	0	0	0	-3
1 Leaky Black	G	24:43	1-3	0-1	0-0	0	1	1	3	2	1	0	0	0	2	0	-14
2 Caleb Love	G	31:27	5-10	2-5	6-9	0	3	3	6	18	2	3	1	1	0	0	-1
4 RJ Davis	G	35:28	6-11	0-4	6-7	0	4	4	4	6	18	1	2	2	1	0	-3
14 Puff Johnson	G	12:16	0-2	0-1	0-0	0	0	0	1	0	0	0	0	0	1	0	-8
10 Seth Trimble	22:48	3-3	0-0	0-0	1	2	3	1	1	6	1	0	1	1	0	0	-4
24 Tyler Nickel	25:00	3-5	0-1	2-3	1	1	2	1	2	8	1	0	0	0	0	0	1
3 Dontrez Styles	08:18	0-3	0-2	0-0	1	2	1	1	0	0	0	0	1	0	0	0	-3
22 Justin McKay	02:20	0-1	0-0	2-2	0	0	0	0	1	2	0	0	0	0	0	0	-4
21 Will Shaver	01:22	0-0	0-0	0-0	0	0	0	1	0	0	0	0	0	0	0	0	-1
<b>Team</b>																	
<b>Totals</b>		24-51	3-17	21-27	4	21	25	17	21	72	6	10	5	5	0	0	-8
Shooting By Period																	
1st	2nd																
FG%	9-23 39.1%																
3PT%	1-9 11.1%																
FT%	8-12 66.7%																
2nd FG%	15-28 53.6%																
3PT%	2-8 25.0%																
FT%	13-15 86.7%																
GM FG%	24-51 47.1%																
3PT%	3-17 17.6%																
FT%	21-27 77.8%																

Virginia Tech - 80																	
Record: 8-1 (1-0)																	
NO. Name	Min	FG	3P	FT	Rebounds	Fouls	TP	AS	TO	ST	Blocks	+/-					
		M-A	M-A	M-A	OR DR TOT	PF	FD				BS BA						
21 Grant Basile	F	29:24	4-9	1-3	3-4	0	4	4	2	4	12	4	1	2	0	0	2
25 Justyn Mutts	F	38:13	12-16	1-1	2-2	2	9	11	2	5	27	4	5	1	0	0	10
0 Hunter Cattoor	G	29:12	5-7	3-4	0-1	0	3	3	2	13	1	0	0	0	1	7	
3 Sean Pedulla	G	35:16	5-14	1-5	3-4	0	4	4	4	2	14	4	2	0	0	1	5
13 Darius Maddox	G	36:34	1-6	0-2	0-0	0	4	4	1	2	2	1	1	0	1	0	1
2 MJ Collins	21:03	2-7	1-4	3-4	5	3	8	3	2	8	1	0	0	0	2	3	
34 Mylajael Poteat	04:18	0-0	0-0	0-0	1	1	2	0	0	0	0	0	0	0	0	0	-4
15 Lynn Kidd	06:00	2-2	0-0	0-0	1	0	1	1	4	0	0	0	0	0	0	0	1
<b>Team</b>																	
<b>Totals</b>		31-61	7-19	11-15	10	29	39	21	17	80	16	10	4	0	5	8	
Shooting By Period																	
1st	2nd																
FG%	16-31 51.6%																
3PT%	3-6 50.0%																
FT%	2-5 40%																
2nd FG%	15-30 50.0%																
3PT%	4-13 30.8%																
FT%	9-10 90%																
GM FG%	31-61 50.8%																
3PT%	7-19 36.8%																
FT%	11-15 73.3%																

Heels		Hokies	
Points from	Turnovers	Points from	Turnovers
3 (1st 18:42)	18 (2nd 13:19)	14	10
8 (2nd 6:56)	8 (1st 14:12)	32	42
1	1	8	8
1	1	12	10
01:26	36:50	16	12

Period by Period Scoring		
1st	2nd	TOT
27	45	72
37	43	80

### GAME 11: OKLAHOMA STATE

Oklahoma St. at Virginia Tech																	
Official Basketball Box Score - Final																	
12/11/22 Barclays Center, Brooklyn, NY																	
2022 Basketball Hall of Fame Invitational																	
Game Time: 2:00 PM																	
Game Duration: 2:05																	
Attendance: 1,955																	
Officials: Kipp Kissinger, Bert Smith, Bart Lenox																	
Oklahoma St. - 65																	
Record: 6-4																	
NO. Name	Min	FG	3P	FT	Rebounds	Fouls	TP	AS	TO	ST	Blocks	+/-					
		M-A	M-A	M-A	OR DR TOT	PF	FD				BS BA						
22 Kalib Boone	F	27:13	6-10	0-0	3-4	3	4	7	3	4	15	0	2	1	4	1	-3
33 Moussa Cisse	C	29:30	3-5	0-0	6-9	1	6	7	4	5	12	1	2	0	1	0	1
0 Avery Anderson, III	G	28:24	5-9	3-5	2-2	2	2	2	3	15	4	5	3	1	0	0	-4
1 Bryce Thompson	G	28:10	2-9	0-4	0-0	0	1	1	4	0	4	4	0	0	1	1	4
51 John-Michael Wright	G	29:26	1-5	1-4	0-0	3	6	2	3	3	0	1	0	1	0	0	0
5 Caleb Asberry	24:43	2-8	2-8	2-2	0	3	3	2	8	2	1	0	0	0	0	0	-13
23 Tyreek Smith	15:41	1-4	0-0	0-0	1	2	3	1	2	0	0	0	1	0	0	0	-3
2 Chris Harris Jr.	09:48	1-2	0-1	0-0	1	3	4	2	1	2	0	0	1	0	0	0	-4
13 Quion Williams	02:16	0-0	0-0	0-0	1	1	1	0	0	0	0	0	0	0	0	0	-1
4 Woody Newton	05:49	1-3	1-2	1-2	1	2	3	0	0	4	0	2	0	0	0	0	-2
<b>Team</b>																	
<b>Totals</b>		22-55	7-24	14-19	11	27	38	21	18	65	14	17	6	7	3	-5	
Shooting By Period																	
1st	2nd																
FG%	11-29 37.9%																
3PT%	3-12 25.0%																
FT%	0-0 0%																
2nd FG%	11-26 42.3%																
3PT%	4-12 33.3%																
FT%	14-19 73.7%																
3PT%	2-5 40%																
FT%	7-9 77.8%																

Virginia Tech - 70																		
Record: 10-1																		
NO. Name	Min	FG	3P	FT	Rebounds	Fouls	TP	AS	TO	ST	Blocks	+/-						
		M-A	M-A	M-A	OR DR TOT	PF	FD				BS BA							
21 Grant Basile	F	27:45	4-12	2-5	3-5	1	4	5	3	4	13	2	0	1	2	1	5	
25 Justyn Mutts	F	26:06	5-8	2-3	1-2	1	3	4	2	13	4	6	0	1	0	0	-2	
0 Hunter Cattoor	G	35:05	1-5	0-3	7-8	0	6	6	1	6	9	1	1	3	0	0	0	-1
3 Sean Pedulla	G	39:05	6-16	2-4	2-3	1	4	5	3	6	16	4	1	0	1	0	3	5
13 Darius Maddox	G	32:48	3-9	1-3	0-0	3	0	3	2	7	0	2	0	0	1	1	5	
34 Mylajael Poteat	15:21	1-2	0-0	6-6	2	4	6	3	3	8	1	0	0	0	0	0	4	
2 MJ Collins	13:47	1-3	0-2	0-0	0	1	1	0	0	2	0	0	0	0	0	0	4	
15 Lynn Kidd	10:03	1-2	0-0	0-0	1	1	2	2	0	2	0	0	0	1	1	3	5	
<b>Team</b>																		
<b>Totals</b>		22-57	7-20	19-24	11	26	37	18	21	70	12	10	11	3	7	5		
Shooting By Period																		
1st	2nd																	
FG%	13-31 41.9%																	
3PT%	4-14 28.6%																	
FT%	4-5 80%																	
2nd FG%	9-26 34.6%																	
3PT%	3-6 50.0%																	
FT%	15-19 78.9%																	
GM FG%	22-57 38.6%																	
3PT%	7-20 35.0%																	
FT%	19-24 79.2%																	

OSU		VT	
Points from	Turnovers	Points from	Turnovers
5 (2nd 11:25)	12 (1st 7:18)	14	19
8 (1st 4:40)	9 (1st 7:18)	28	24
3	3	11	10
8	8	7	7
08:52	26:46	16	12

Period by Period Scoring		
1st	2nd	TOT
25	40	65
34	36	70

Game Notes: 2022 Basketball Hall of Fame Invitational Game 2 MVP: Sean Pedulla (Virginia Tech)

### GAME 10: DAYTON

Dayton at Virginia Tech																	
Official Basketball Box Score - Final																	
12/07/22 Cassell Coliseum, Blacksburg, Va.																	
2022-23 Men's Basketball																	
Game Time: 8:00 PM																	
Game Duration: 1:51																	
Attendance: 7,702																	
Officials: Roger Ayers, Lee Cassell, Ron Grewer																	
Dayton - 49																	
Record: 5-5																	
NO. Name	Min	FG	3P	FT	Rebounds	Fouls	TP	AS	TO	ST	Blocks	+/-					
		M-A	M-A	M-A	OR DR TOT	PF	FD				BS BA						
2 Toumani Camara	F	26:18	2-9	1-2	4-4	2	3	5	0	2	9	1	0	0	1	1	-16
15 DaRon Holmes II	F	28:13	5-15	0-0	3-4	7	3	10	1	8	13	0	2	0	1	4	-18
22 Mustapha Amzil	F	24:00	2-6	1-4	0-0	1	3	4	3	1	5	1	1	0	0	0	-15
23 RJ Blakney	F	23:40	2-4	0-1	1-1	2	3	5	1	1	5	2	1	0	0	0	-12
55 Mike Sharavjams	G	35:22	3-12	0-3	0-1	1	4	5	1	1	5	2	1	0	0	0	-19
4 Koby Brea	18:53	2-5	1-3	0-0	0	5	0	0	5	0	1	0	0	0	0	0	-22
21 Richard Amaefule	16:54	0-2	0-0	0-0	0	0	0	0	4	0	0	0	2	0	1	0	-10
10 Kaleb Washington	15:55	1-2	0-0	1-3	0	1	1	0	2	3	0	2	1	0	1	0	-19
12 Zimi Nwokoji	14:35	1-5	0-2	1-4	1	3	4	1	3	3	1	2	0	0	0	0	-12
42 Brady Uhl	01:34	0-0	0-0	0-0	0	0	0	0	0	0	0	0	0	0	0	0	-2
54 Atticus Schuler	00:36	0-0	0-0	0-0	0	0	0	0	0	0	0	0	0	0	0	0	-1
<b>Team</b>																	
<b>Totals</b>		18-60	3-15	10-17	15	27	42	11	18	49	7	12	1	3	6	-28	
Shooting By Period																	
1st	2nd																
FG%	9-37 24.3%																
3PT%	1-10 10.0%																
FT%	2-3 66.7%																
2nd FG%	9-23 39.1%																
3PT%	2-5 40.0%																
FT%	8-14 57.1%																
GM FG%	18-60 30.0%																
3PT%	3-15 20.0%																
FT%	10-17 58.8%																

Virginia Tech - 77												
Record: 9-1												
NO. Name	Min	FG	3P	FT	Rebounds	Fouls	TP	AS	TO	ST	Blocks	+/-
		M-A	M-A	M-A	OR DR TOT	PF	FD				BS BA	
21 Grant Basile	F	30:58	9-17	4-9	1-2	2	8	10	2			

# VIRGINIA TECH MEN'S BASKETBALL

## BOX SCORES

### GAME 13: BOSTON COLLEGE

Official Basketball Box Score - Final													Game Time: 6:30 PM						
Virginia Tech at Boston College													Game Duration: 2:07						
12/21/22 Silvio O. Conte Forum, Chestnut Hill, Mass.													Attendance: 4,012						
@BCUMB													Officials: Roger Ayers, Brian O'Connell, Matt Potter						
Virginia Tech - 65													Record: 11-2 (1-1)						
NO. Name	Min	FG	3P	FT	Rebounds	Fouls	TP	AS	TO	ST	Blocks	+/-	Shooting By Period						
21 Grant Basile	F 29:01	5-9	1-4	2-4	3 3 6	1 2	13	0	1	1	0	0	-1	1 <sup>st</sup> FG%	12-27	44.4%			
25 Justyn Mutts	F 41:09	9-17	0-1	0-0	2 6 8	2 2	18	3	5	2	2	1	-7	3 <sup>rd</sup> FT%	1-10	10.0%			
0 Hunter Cattoor	G 29:54	2-5	1-3	0-0	0 5 5	3 3	5	1	2	1	0	0	-5	FT%	5-6	83.3%			
3 Sean Pedulla	G 43:36	7-16	1-5	3-3	1 1 2	5 4	18	5	4	0	0	0	-1	2 <sup>nd</sup> FG%	12-29	41.4%			
13 Darius Maddox	G 39:47	4-15	2-6	0-0	5 3 8	2 0	10	0	1	0	0	0	-1	3 <sup>rd</sup> FT%	4-7	57.1%			
2 MJ Collins	21:42	0-2	0-1	0-0	0 5 5	0 1	0	1	1	0	0	0	0	FT%	1-3	33.3%			
15 Lynn Kidd	10:35	0-1	0-0	0-0	0 4 4	1 1	0	1	1	0	1	1	4	OT FG%	3-10	30.0%			
34 Mylajael Poteat	09:15	0-1	0-0	1-2	2 1 3	0 1	1	1	0	0	0	0	-6	3 <sup>rd</sup> FT%	0-3	0.0%			
11 John Camden	00:01	0-0	0-0	0-0	0 0 0	0 0	0	0	0	0	0	0	-2	GM FG%	27-66	40.9%			
Team					3 1 4	0	0	0	0	0	0	0	0	3 <sup>rd</sup> FT%	5-20	25.0%			
Totals		27-66	5-20	6-9	16 29 45	14 14	65	12	15	4	3	3	-5	FT%	6-9	66.7%			
													Technical Fouls: NONE		Dead Ball Rebounds: 3 0				

Boston College - 70													Record: 7-6 (1-1)						
NO. Name	Min	FG	3P	FT	Rebounds	Fouls	TP	AS	TO	ST	Blocks	+/-	Shooting By Period						
1 T.J. Bickerstaff	F 15:22	2-3	0-0	0-0	4 0 4	3 0	4	1	2	0	0	0	-2	1 <sup>st</sup> FG%	11-31	35.5%			
10 Prince Aligbe	F 20:39	2-8	1-3	0-0	1 3 4	1 0	5	1	1	0	0	0	-5	3 <sup>rd</sup> FT%	2-12	16.7%			
5 DeMarr Langford Jr.	G 40:38	3-9	0-0	2-2	5 1 6	2 2	8	1	2	1	1	0	-4	FT%	1-1	100%			
11 Makai Ashton-Langford	G 36:18	8-15	2-6	3-4	1 6 7	1 5	21	1	2	1	2	0	12	2 <sup>nd</sup> FG%	15-33	45.5%			
45 Mason Madsen	G 15:36	1-3	0-2	0-1	0 3 3	0 2	2	0	0	0	0	0	8	3 <sup>rd</sup> FT%	0-6	0.0%			
3 Jaeden Zackery	36:39	2-7	0-1	2-2	2 3 5	3 3	6	5	0	2	0	0	3	OT FG%	3-8	37.5%			
24 CJ Penha	22:08	3-7	0-3	0-0	0 2 2	0 0	6	1	1	0	0	0	1	3 <sup>rd</sup> FT%	4-5	80%			
21 Devin McGlockton	30:50	8-16	0-1	2-3	3 4 7	4 2	18	2	1	2	0	2	11	FT%	4-6	66.7%			
00 Chas Kelley III	05:03	0-4	0-3	0-0	0 0 0	0 0	0	0	0	0	0	0	-4	GM FG%	29-72	40.3%			
2 Armani Mighty	00:47	0-0	0-0	0-0	0 0 0	0 0	0	0	0	0	0	0	2	3 <sup>rd</sup> FT%	3-19	15.8%			
Team					1 1 2	0	0	0	0	0	0	0	0	FT%	9-12	75.0%			
Totals		29-72	3-19	9-12	17 23 40	14 14	70	12	9	7	3	3	-5						
													Technical Fouls: NONE		Dead Ball Rebounds: 0 0				

VT		BC		Points from Turnovers		Period by Period Scoring	
Biggest lead	8 (1 <sup>st</sup> 6:33)	9 (2 <sup>nd</sup> 4:19)	6	15	1st	2nd	TOT
Best Scoring Run	11 (2 <sup>nd</sup> 0:49)	8 (2 <sup>nd</sup> 4:19)	Paint	42	36	VT	30 29 6 65
Lead Changes	10	10	Second Chance	7	13	BC	25 34 11 70
Times Tied	8	8	Fast Breaks	6	9		
Time with Lead	20:42	16:17	Bench	1	30		

### GAME 14: WAKE FOREST

Official Basketball Box Score - Final													Game Time: 12:00 PM						
Virginia Tech at Wake Forest													Game Duration: 2:01						
12/31/22 LVM Coliseum, Winston-Salem													Attendance: 8,709						
2022-23 Men's Basketball													Officials: Roger Ayers, Jamie Luckie, Bl Covington Jr.						
Virginia Tech - 75													Record: 11-3 (1-2)						
NO. Name	Min	FG	3P	FT	Rebounds	Fouls	TP	AS	TO	ST	Blocks	+/-	Shooting By Period						
21 Grant Basile	F 18:44	3-7	1-3	2-2	1 1 2	4 2	9	0	3	0	0	0	8	1 <sup>st</sup> FG%	12-30	40.0%			
25 Justyn Mutts	F 39:06	8-12	2-3	0-0	1 10 11	4 2	18	5	5	0	3	0	-7	3 <sup>rd</sup> FT%	4-13	30.8%			
15 Lynn Kidd	C 18:24	2-5	0-0	3-5	2 6 8	2 4	7	0	0	0	0	0	1	FT%	10-11	90.9%			
3 Sean Pedulla	G 38:03	6-18	1-9	5-5	1 3 4	4 4	18	7	3	3	0	1	4	2 <sup>nd</sup> FG%	15-29	51.7%			
13 Darius Maddox	G 25:34	2-6	0-1	1-1	0 2 2	2 1	5	1	0	2	0	0	0	3 <sup>rd</sup> FT%	2-8	25.0%			
2 MJ Collins	27:38	1-4	1-2	0-0	0 3 3	4 0	3	1	1	0	0	0	1	FT%	5-8	62.5%			
34 Mylajael Poteat	17:35	4-4	0-0	1-1	2 3 5	3 1	9	0	1	0	0	0	-9	GM FG%	27-59	45.8%			
11 John Camden	14:58	1-3	1-3	3-5	0 1 1	2 6	0	0	0	0	0	0	-8	3 <sup>rd</sup> FT%	6-21	28.6%			
Team					2 1 3	0	0	0	0	0	0	0	0	FT%	15-19	78.9%			
Totals		27-59	6-21	15-19	9 30 39	24 16	75	14	13	5	4	2	-2						
													Technical Fouls: Pedulla 1 <sup>st</sup> 4:26		Dead Ball Rebounds: 3 0				

Wake Forest - 77													Record: 10-4 (2-1)						
NO. Name	Min	FG	3P	FT	Rebounds	Fouls	TP	AS	TO	ST	Blocks	+/-	Shooting By Period						
11 Andrew Carr	F 27:49	5-16	2-5	2-2	5 2 7	2 2	14	1	1	1	1	1	-6	1 <sup>st</sup> FG%	11-31	35.5%			
33 Matthew Marsh	C 31:10	3-3	0-0	2-5	3 4 7	2 3	8	0	0	0	0	0	8	3 <sup>rd</sup> FT%	5-14	35.7%			
1 Tyree Appleyby	G 40:00	5-10	4-6	10-13	1 0 1	2 9	24	7	5	2	0	2	0	FT%	9-11	81.8%			
2 Cameron Hixroth	G 33:42	3-11	0-2	2-2	1 7 8	3 5	8	4	1	2	0	2	0	2 <sup>nd</sup> FG%	11-30	36.7%			
30 Damari Monsanto	G 18:01	2-7	1-5	4-4	0 3 3	3 2	9	0	0	0	0	0	-5	3 <sup>rd</sup> FT%	6-14	42.9%			
4 Davien Williamson	21:50	4-9	4-8	0-0	0 3 3	1 1	12	0	0	0	0	0	-4	FT%	11-15	73.3%			
20 Davion Bradford	08:23	0-0	0-0	1-0	1 0 1	1 0	0	0	0	0	1	0	-6	GM FG%	23-63	36.5%			
34 Bobi Kintman	19:05	1-7	0-2	0-0	1 4 5	2 1	2	0	0	0	0	0	11	3 <sup>rd</sup> FT%	11-28	39.3%			
Team					2 1 3	0	0	0	0	0	0	0	0	FT%	20-26	76.9%			
Totals		23-63	11-28	20-26	14 24 38	16 23	77	12	7	5	2	4	2						
													Technical Fouls: Bench 1 <sup>st</sup> 4:26		Dead Ball Rebounds: 2 0				

VT		WAKE		Points from Turnovers		Period by Period Scoring		
Biggest lead	8 (1 <sup>st</sup> 12:12)	11 (2 <sup>nd</sup> 13:35)	Paint	34	18	1st	2nd	TOT
Best Scoring Run	8 (1 <sup>st</sup> 15:55)	10 (1 <sup>st</sup> 7:59)	Second Chance	15	20	VT	38	37 75
Lead Changes	8	8	Fast Breaks	4	4	WAKE	38	39 77
Times Tied	6	6	Bench	18	14			
Time with Lead	12:22	23:11						

### GAME 15: CLEMSON

Official Basketball Box Score - Final													Game Time: 9:10 PM						
Clemson at Virginia Tech													Game Duration: 2:06						
01/04/23 Cassell Coliseum, Blacksburg, Va.													Attendance: 7,539						
2022-23 Men's Basketball													Officials: Brian O'Connell, Tony Henderson, Tim Clougherty						
Clemson - 68													Record: 12-3 (4-0)						
NO. Name	Min	FG	3P	FT	Rebounds	Fouls	TP	AS	TO	ST	Blocks	+/-	Shooting By Period						
4 Ian Schieffelin	F 16:17	1-4	0-1	0-1	1 3 4	2 3	2	0	1	0	0	0	2	1 <sup>st</sup> FG%	10-25	40.0%			
5 Hunter Tyson	F 40:00	4-12	3-10	2-2	0 14 14	2 3	13	2	0	0	0	0	3	3 <sup>rd</sup> FT%	4-11	36.4%			
24 PJ Hall	F 24:46	4-8	2-3	3-4	0 3 3	4 4	13	0	2	1	1	0	1	FT%	5-6	83.3%			
1 Chase Hunter	G 23:24	3-8	0-2	6-6	0 2 2	2 4	12	4	2	0	0	0	10	2 <sup>nd</sup> FG%	12-28	42.9%			
11 Brevin Galloway	G 35:24	4-9	2-4	1-1	0 2 2	2 1	11	3	2	0	1	1	2	FT%	5-12	41.7%			
2 Dillon Hunter	05:18	0-2	0-0	0-0	1 1 1	0 0	0	0	1	0	0	0	-3	GM FG%	22-53	41.5%			
10 Ben Middlebrooks	16:25	1-3	0-0	2-2	2 2 2	1 1	4	0	0	2	0	1	4	3 <sup>rd</sup> FT%	9-23	39.1%			
0 Josh Beadle	20:01	1-1	0-0	1-2	2 2 2	2 1	3	1	2	0	0	0	-2	FT%	15-18	83.3%			
22 RJ Godfrey	16:23	4-5	2-3	0-0	1 5 6	5 0	10	1	4	0	2	0	7						
21 Chauncey Wiggins	02:02	0-1	0-0	0-0	0 0 0	0 0	0	0	0	0	0	0	-5						
Team					0 0 0	0	0	0	0	0	0	0	0						
Totals		22-53	9-23	15-18	2 34 36	21 17	68	11	14	5	4	3	-3						
													Technical Fouls: NONE		Dead Ball Rebounds: 2 0				

Virginia Tech - 65													Record: 11-4 (1-3)						
NO. Name	Min	FG	3P	FT	Rebounds	Fouls	TP	AS	TO	ST	Blocks	+/-	Shooting By Period						
21 Grant Basile	F 30:34	5-15	3-6	4-4	1 6 7	3 6	17	0	1	0	0	0	1	1 <sup>st</sup> FG%	12-34	35.3%			
25 Justyn Mutts	F 35:13	3-12	1-3	4-4	3 6														

# VIRGINIA TECH MEN'S BASKETBALL

## BOX SCORES

### GAME 17: SYRACUSE

		Official Basketball Box Score - Final <b>Virginia Tech at Syracuse</b> 01/11/23 JMA Wireless Dome, Syracuse 2022-23 Men's Basketball										Game Time: 7:00 PM Game Duration: 1:49 Attendance: 16,158		
		Officials: Ted Valentine, Lee Cassel, AJ Deai												
Virginia Tech - 72												Record: 11-6 (1-5)		
NO. Name	Min	FG	3P	FT	Rebounds	Fouls	TP	AS	TO	ST	Blocks	+/-	Shooting By Period	
21 Grant Basile	F 27:07	12-17	1-1	1-1	5 5 10	4 4	26	0	1	0	0	2 5	1 <sup>st</sup> FG% 15-29	22.2%
25 Justyn Mutts	F 37:44	9-15	0-0	3-3	1 3 4	4 2	21	9	4	2	0 1 -8	3 <sup>rd</sup> FT% 5-8	62.5%	
2 MJ Collins	G 20:21	0-3	0-1	0-0	1 1 2	1 0	0	0	0	0	0 1 0	2 <sup>nd</sup> FG% 14-38	36.8%	
3 Sean Pedulla	G 40:00	3-15	2-11	2-2	0 6 6	3 5	10	7	2	2	0 0 -10	3 <sup>rd</sup> FT% 1-10	10.0%	
13 Darius Maddox	G 29:56	0-3	0-1	3-4	1 0 1	1 2	3	2	0	1	2 2 -14	FT% 6-6	100%	
11 Rodney Rice	29:43	1-8	0-5	0-0	1 3 4	3 1	2	1	2	3	0 0 -6	GM FG% 29-67	43.3%	
15 Lynn Kidd	12:54	4-5	0-0	2-4	0 6 6	1 2	10	0	1	0	1 -11	3 <sup>rd</sup> FT% 3-19	15.8%	
34 Mylajael Poteat	02:15	0-0	0-0	0-0	0 0 0	3 0	0	0	1	0	0 -6	FT% 11-14	78.6%	
Team					3 0 3		0						Dead Ball Rebounds: 1 0	
<b>Totals</b>	29:67	3-19	11-14	12 24 36	20 16	72	19	11	8	3	6 -10			
Technical Fouls: NONE														

		Official Basketball Box Score - Final <b>Virginia Tech at Virginia</b> 01/18/23 John Paul Jones Arena, Charlottesville No. 10 Virginia vs Virginia Tech Men's Basketball										Game Time: 7:00 PM Game Duration: 1:46 Attendance: 14,629		
		Officials: Bert Smith, Brian O'Connell, John Gaffney												
Virginia Tech - 68												Record: 11-7 (1-6)		
NO. Name	Min	FG	3P	FT	Rebounds	Fouls	TP	AS	TO	ST	Blocks	+/-	Shooting By Period	
21 Grant Basile	F 24:44	4-11	2-6	2-2	1 1 2	3 2	12	2	2	1	1 1 2	1 <sup>st</sup> FG% 4-11	2.6%	
25 Justyn Mutts	F 39:05	5-11	0-2	0-0	2 4 6	1 3	10	7	1	0	0 1 -12	3 <sup>rd</sup> FT% 2-9	22.2%	
0 Hunter Cattoor	G 34:04	4-8	3-6	0-0	1 5 6	2 1 11	5	1	0	0	2 -7	FT% 5-8	62.5%	
3 Sean Pedulla	G 40:00	4-9	2-6	0-0	0 1 1	4 3	10	3	2	2	1 0 -10	2 <sup>nd</sup> FG% 14-38	36.8%	
13 Darius Maddox	G 25:30	5-9	3-4	0-0	0 4 4	3 0	13	1	0	1	0 -9	3 <sup>rd</sup> FT% 1-10	10.0%	
2 MJ Collins	19:05	3-5	2-3	0-0	1 3 4	0 0	8	0	0	0	0 1 -6	FT% 6-6	100%	
15 Lynn Kidd	14:17	2-2	0-0	0-0	0 4 4	0 0	4	0	1	0	0 -9	GM FG% 29-67	43.3%	
34 Mylajael Poteat	01:54	0-0	0-0	0-0	0 0 0	0 0	0	0	0	0	0 -1	3 <sup>rd</sup> FT% 3-19	15.8%	
11 John Camden	01:21	0-0	0-0	0-0	0 0 0	0 0	0	0	0	0	0 0 -2	FT% 11-14	78.6%	
Team					0 0 0		0						Dead Ball Rebounds: 0 0	
<b>Totals</b>	27:55	12-27	2-2	5 22 27	13 9	68	19	8	3	4	5 -10			
Technical Fouls: NONE														

		Official Basketball Box Score - Final <b>Virginia Tech at Clemson</b> 01/21/23 Littlejohn Coliseum, Clemson 2022-23 Men's Basketball										Game Time: 6:00 PM Game Duration: 2:10 Attendance: 9,000		
		Officials: Roger Ayers, Doug Simons, Jeff Pon												
Syracuse - 82												Record: 11-6 (4-2)		
NO. Name	Min	FG	3P	FT	Rebounds	Fouls	TP	AS	TO	ST	Blocks	+/-	Shooting By Period	
0 Chris Bell	F 09:17	2-4	2-3	0-0	0 2 2	2 0	6	0	2	0	0 0 -1	1 <sup>st</sup> FG% 17-31	54.8%	
13 Benny Williams	F 08:03	0-1	0-1	1-2	1 1 2	0 1	1	0	1	0	1 0 -2	3 <sup>rd</sup> FT% 5-10	50.0%	
3 Jesse Edwards	C 34:57	4-10	0-0	5-7	1 8 9	4 7	13	6	3	1	2 1 8	FT% 4-5	80%	
3 Judah Mintz	G 34:33	4-9	0-1	4-6	0 2 2	1 5	12	3	2	1	0 2 7	2 <sup>nd</sup> FG% 13-28	46.4%	
11 Joseph Girard III	G 37:40	10-20	3-7	1-4	0 1 1	3 3	24	3	2	2	0 0 10	3 <sup>rd</sup> FT% 10-17	58.8%	
55 Mounir Hima	05:03	0-0	0-0	0-0	2 2 3	0 0	0	0	0	0	1 0 2	GM FG% 30-59	50.8%	
1 Maliq Brown	33:52	5-7	0-0	1-1	5 7 12	1 2	11	2	1	2	1 0 13	3 <sup>rd</sup> FT% 8-16	50.0%	
5 Justin Taylor	28:48	3-6	2-3	2-2	0 2 2	2 2	10	0	0	0	1 0 10	FT% 14-22	63.6%	
10 Symir Torrence	07:47	2-2	1-1	0-0	0 1 1	0 0	5	1	1	1	0 0 3	Dead Ball Rebounds: 4 0		
Team					2 4 4		0							
<b>Totals</b>	30:59	8-16	14-22	9 28 37	16 20	82	15	12	7	6	3 10			
Technical Fouls: NONE														

		Official Basketball Box Score - Final <b>Virginia Tech at Virginia</b> 01/23/23 Cassell Coliseum, Blacksburg, Va. 2022-23 Men's Basketball										Game Time: 7:00 PM Game Duration: 2:08 Attendance: 8,925		
		Officials: Kip Kissinger, Keith Kimble, Terry Ogleby												
Duke - 75												Record: 14-6 (5-4)		
NO. Name	Min	FG	3P	FT	Rebounds	Fouls	TP	AS	TO	ST	Blocks	+/-	Shooting By Period	
0 Dariq Whitehead	F 17:24	4-6	2-2	0-0	0 0 0	1 0	10	1	2	0	0 0 0	1 <sup>st</sup> FG% 16-32	50.0%	
25 Mark Mitchell	F 31:59	3-6	1-2	1-2	0 1 1	3 2	8	2	2	0	1 0 2	3 <sup>rd</sup> FT% 3-10	30.0%	
15 Ryan Young	C 26:30	4-6	0-0	0-0	2 6 8	3 1	8	1	1	1	0 0 1	FT% 3-3	100%	
30 Kyle Filipowski	C 33:53	9-17	4-8	7-9	3 7 10	3 7	28	2	1	2	1 2 5	2 <sup>nd</sup> FG% 13-28	46.4%	
5 Tyrese Proctor	G 31:27	4-12	2-6	0-0	2 2 4	1 1	10	7	1	1	0 0 8	3 <sup>rd</sup> FT% 6-13	46.2%	
1 Dereck Lively II	13:30	2-3	0-0	1-1	1 2 2	1 4	0	0	0	0	0 -4	GM FG% 29-60	48.3%	
3 Jeremy Roach	31:18	3-9	0-4	0-1	0 2 2	2 3	6	3	0	0	0 -7	3 <sup>rd</sup> FT% 9-23	39.1%	
12 Jacob Grandison	09:07	0-1	0-0	0-0	1 1 1	0 0	0	0	0	0	0 -17	FT% 8-12	66.7%	
2 Jaylen Blakes	04:52	0-0	0-0	0-0	0 0 0	1 1	0	0	0	0	0 -3	Dead Ball Rebounds: 3 0		
Team					1 1 2		0							
<b>Totals</b>	29:60	9-23	8-12	9 21 30	17 16	75	17	7	4	3	2 -3			
Technical Fouls: Roach 2 <sup>nd</sup> 16:24														

		Official Basketball Box Score - Final <b>Virginia Tech at Virginia</b> 01/23/23 Cassell Coliseum, Blacksburg, Va. 2022-23 Men's Basketball										Game Time: 7:00 PM Game Duration: 2:08 Attendance: 8,925		
		Officials: Kip Kissinger, Keith Kimble, Terry Ogleby												
Virginia Tech - 78												Record: 12-8 (2-7)		
NO. Name	Min	FG	3P	FT	Rebounds	Fouls	TP	AS	TO	ST	Blocks	+/-	Shooting By Period	
21 Grant Basile	F 37:29	10-15	1-2	3-4	1 7 8	3 4	24	2	3	0	2 0 -2	1 <sup>st</sup> FG% 17-25	68.0%	
25 Justyn Mutts	F 29:33	4-6	0-0	1-5	1 1 2	4 4	9	6	2	1	0 2 -5	3 <sup>rd</sup> FT% 4-8	50%	
15 Lynn Kidd	C 20:19	2-5	0-0	0-0	2 2 4	2 0	4	2	0	0	0 0 2	2 <sup>nd</sup> FG% 11-24	45.8%	
0 Hunter Cattoor	G 40:00	5-10	5-10	0-1	0 2 2	0 4	15	0	0	0	2 0 3	3 <sup>rd</sup> FT% 3-9	33.3%	
3 Sean Pedulla	G 38:47	4-8	3-5	5-5	0 2 2	1 2	16	5	2	2	0 1 1	FT% 8-11	72.7%	
2 MJ Collins	21:45	2-4	1-2	1-2	1 2 3	2 6	6	1	1	0	0 10	GM FG% 28-49	57.1%	
13 Darius Maddox	05:56	1-1	0-0	2-2	0 1 1	3 1	4	0	2	0	0 6	3 <sup>rd</sup> FT% 10-19	52.6%	
34 Mylajael Poteat	06:11	0-0	0-0	0-0	0 0 0	0 0	0	0	0	0	0 0 -6	FT% 12-19	63.2%	
Team					0 3 3		0						Dead Ball Rebounds: 2 1	
<b>Totals</b>	28:49	10-19	12-19	5 22 27	16 17	78	16	11	5	2	3 3			
Technical Fouls: NONE														

		Official Basketball Box Score - Final <b>Virginia Tech at Virginia</b> 01/23/23 Cassell Coliseum, Blacksburg, Va. 2022-23 Men's Basketball										Game Time: 7:00 PM Game Duration: 2:08 Attendance: 8,925		
		Officials: Kip Kissinger, Keith Kimble, Terry Ogleby												
Duke - 75												Record: 14-6 (5-4)		
NO. Name	Min	FG	3P	FT	Rebounds	Fouls	TP	AS	TO	ST	Blocks	+/-	Shooting By Period	
0 Dariq Whitehead	F 17:24	4-6	2-2	0-0	0 0 0	1 0	10	1	2	0	0 0 0	1 <sup>st</sup> FG% 16-32	50.0%	
25 Mark Mitchell	F 31:59	3-6	1-2	1-2	0 1 1	3 2	8	2	2	0	1 0 2	3 <sup>rd</sup> FT% 3-10	30.0%	
15 Ryan Young	C 26:30	4-6	0-0	0-0	2 6 8	3 1	8	1	1	1	0 0 1	FT% 3-3	100%	
30 Kyle Filipowski	C 33:53	9-17	4-8	7-9	3 7 10	3 7	28	2	1	2	1 2 5	2 <sup>nd</sup> FG% 13-28	46.4%	
5 Tyrese Proctor	G 31:27	4-12	2-6	0-0	2 2 4	1 1	10	7	1	1	0 0 8	3 <sup>rd</sup> FT% 6-13	46.2%	
1 Dereck Lively II	13:30	2-3	0-0	1-1	1 2 2	1 4	0	0	0	0	0 -4	GM FG% 29-60	48.3%	
3 Jeremy Roach	31:18	3-9	0-4	0-1	0 2 2	2 3	6	3	0	0	0 -7	3 <sup>rd</sup> FT% 9-23	39.1%	
12 Jacob Grandison	09:07	0-1	0-0	0-0	1 1 1	0 0	0	0	0	0	0 -17	FT% 8-12	66.7%	
2 Jaylen Blakes	04:52	0-0	0-0	0-0	0 0 0	1 1	0	0	0	0	0 -3	Dead Ball Rebounds: 3 0		
Team					1 1 2		0							
<b>Totals</b>	29:60	9-23	8-12	9 21 30	17 16	75	17	7	4	3	2 -3			
Technical Fouls: Roach 2 <sup>nd</sup> 16:24														

		Official Basketball Box Score - Final <b>Duke at Virginia Tech</b> 01/23/23 Cassell Coliseum, Blacksburg, Va. 2022-23 Men's Basketball										Game Time: 7:00 PM Game Duration: 2:08 Attendance: 8,925		
		Officials: Kip Kissinger, Keith Kimble, Terry Ogleby												
Duke - 75												Record: 14-6 (5-4)		
NO. Name	Min	FG	3P	FT	Rebounds	Fouls	TP	AS	TO	ST	Blocks	+/-	Shooting By Period	
0 Dariq Whitehead	F 17:24	4-6	2-2	0-0	0 0 0	1 0	10	1	2	0	0 0 0	1 <sup>st</sup> FG% 16-32	50.0%	
25 Mark Mitchell	F 31:59	3-6	1-2	1-2	0 1 1	3 2	8	2	2	0	1 0 2	3 <sup>rd</sup> FT% 3-10	30.0%	



# VIRGINIA TECH MEN'S BASKETBALL

## BOX SCORES

### GAME 21: SYRACUSE

		Official Basketball Box Score - Final <b>Syracuse at Virginia Tech</b> 01/29/23 Cassell Coliseum, Blacksburg, Va. 2022-23 Men's Basketball		Game Time: 7:00 PM Game Duration: 1:59 Attendance: 8,925									
Syracuse - 70		Record: 13-9 (6-5)		Officials: Jamie Luckie, Clarence Armstrong, Jeffrey Clark									
NO. Name	Min	FG	3P	FT	Rebounds	Fouls	TP	AS	TO	ST	Blocks	+	-
0 Chris Bell	10:04	0-2	0-0	0-0	0 0 0	0 0	0	0	1	0	0	0	-6
1 Maliqu Brown	32:23	5-6	0-0	1-2	2 4 6	2 1	11	1	1	1	2	0	-9
14 Jesse Edwards	24:10	4-6	0-0	1-2	1 4 5	4 2	9	0	3	3	1	1	-7
3 Judah Mintz	35:14	5-12	2-4	9-13	0 3 3	3 11	21	8	5	1	0	0	-19
11 Joseph Girard III	26:37	2-8	1-4	2-3	0 0 0	0 1	7	3	2	0	0	0	-18
5 Justin Taylor	25:45	4-9	4-7	0-0	0 2 2	1 0	12	0	0	0	0	0	-16
10 Symir Torrance	14:57	3-3	0-0	2-2	2 3 5	1 1	8	1	1	2	0	0	9
13 Benny Williams	07:37	0-1	0-0	0-1	0 0 1	1 0	0	0	0	0	0	0	-10
55 Mounir Hima	15:50	0-1	0-0	0-0	1 2 3	3 0	0	0	0	1	0	0	8
24 Quadir Copeland	05:10	0-1	0-0	2-2	0 0 0	1 1	2	0	0	0	0	0	6
2 John Bol Ajak	02:13	0-0	0-0	0-0	0 1 1	1 0	0	0	0	0	0	0	3
<b>Totals</b>	<b>23:49</b>	<b>7-18</b>	<b>17-24</b>	<b>6</b>	<b>20 26</b>	<b>16 17</b>	<b>70</b>	<b>15</b>	<b>8</b>	<b>3</b>	<b>2</b>	<b>15</b>	

Virginia Tech - 85		Record: 13-8 (3-7)		Technical Fouls: NONE									
NO. Name	Min	FG	3P	FT	Rebounds	Fouls	TP	AS	TO	ST	Blocks	+	-
21 Grant Basile	34:06	11-23	2-9	1-3	4 4 8	2 3	25	5	3	1	1	3	18
25 Justyn Mutts	36:22	5-7	0-0	1-2	2 10 12	2 5	11	8	4	1	0	0	11
0 Hunter Cattoor	35:54	6-10	6-10	2-2	0 3 3	2 4	20	8	2	1	0	0	23
2 MJ Collins	34:09	4-6	3-5	0-0	1 0 1	4 0	11	0	2	2	0	0	8
3 Sean Pedulla	17:29	1-4	1-3	3-4	0 3 3	4 2	6	2	2	2	0	0	8
15 Lynn Kidd	10:17	1-1	0-0	0-0	2 2 2	1 0	2	0	0	0	1	0	4
11 John Camden	27:28	3-8	1-5	1-2	3 3 6	1 1	8	3	0	0	0	0	2
34 Myllyjael Poteat	04:15	1-1	0-0	0-2	0 0 0	1 1	2	0	0	0	0	0	1
<b>Totals</b>	<b>32:60</b>	<b>13-32</b>	<b>8-15</b>	<b>12 25 37</b>	<b>17 16 85</b>	<b>26 15</b>	<b>75</b>	<b>15</b>	<b>7</b>	<b>2</b>	<b>3</b>	<b>15</b>	

Shooting By Period	
1st FG%	20-32 62.5%
2nd FG%	11-20 55.0%
3rd FG%	1-3 33.3%
4th FG%	12-28 42.9%
3PT%	2-12 16.7%
FT%	7-12 58.3%
GM FG%	33-60 55.0%
3PT%	13-32 40.6%
FT%	8-15 53.3%

Cuse		Hokies	
Biggest lead	1 (1st 15:42)	22 (2nd 16:16)	
Best Scoring Run	5 (2nd 11:01)	9 (1st 13:00)	
Lead Changes	4	7	
Times Tied	2		
Time with Lead	00:40	37:47	

### GAME 22: MIAMI

		Official Basketball Box Score - Final <b>Virginia Tech at Miami (FL)</b> 01/31/23 Walco Center, Coral Gables 2022-23 Men's Basketball		Game Time: 7:00 PM Game Duration: 2:00 Attendance: 5,834									
Virginia Tech - 83		Record: 13-9 (3-8)		Officials: Roger Ayers, Mike Roberts, A.J. Desai									
NO. Name	Min	FG	3P	FT	Rebounds	Fouls	TP	AS	TO	ST	Blocks	+	-
21 Grant Basile	29:43	7-15	2-5	1-2	1 6 7	4 3	17	3	0	0	1	1	-8
25 Justyn Mutts	27:08	4-7	0-0	2-2	0 3 3	3 2	10	2	2	3	2	2	-12
0 Hunter Cattoor	39:03	6-10	3-6	5-5	1 3 4	0 5	20	4	2	1	0	0	-13
2 MJ Collins	30:30	1-4	0-1	0-0	0 2 2	1 0	2	1	2	0	0	0	-3
3 Sean Pedulla	40:00	6-10	2-5	6-6	0 1 1	3 3	20	3	6	2	0	0	-9
15 Lynn Kidd	13:29	3-3	0-0	0-0	0 2 2	3 0	6	1	2	1	0	0	-1
11 John Camden	12:36	0-0	0-0	0-0	0 2 2	1 0	0	0	0	0	0	0	0
34 Myllyjael Poteat	07:31	2-2	0-0	4-5	0 0 0	0 3	8	0	0	0	0	0	1
<b>Totals</b>	<b>29:51</b>	<b>7-17</b>	<b>18-20</b>	<b>2 19 21</b>	<b>15 16 83</b>	<b>14 14 7</b>	<b>3</b>	<b>3</b>	<b>3</b>	<b>9</b>			

Miami (FL) - 92		Record: 17-5 (9-4)		Technical Fouls: NONE									
NO. Name	Min	FG	3P	FT	Rebounds	Fouls	TP	AS	TO	ST	Blocks	+	-
15 Norchad Omier	29:20	9-12	0-1	3-6	3 5 8	3 6	21	2	0	0	1	0	-2
2 Isaiah Wong	36:11	5-13	2-6	6-6	0 2 2	2 3	18	2	4	5	0	1	11
11 Jordan Miller	35:21	7-12	0-1	0-0	6 6 1	1 1	14	5	2	1	0	2	12
24 Nijel Packer	22:50	6-8	5-7	0-0	1 0 1	2 0	17	2	2	0	0	0	-7
55 Woosya Poptar	33:09	2-6	0-1	0-0	0 4 4	3 1	4	2	1	0	0	0	8
4 Bensley Joseph	18:24	3-5	1-3	2-2	0 1 1	3 1	9	3	1	2	0	0	12
1 Anthony Walker	09:28	1-1	0-0	3-3	1 1 2	1 3	5	0	1	0	0	0	6
5 Harlow Beverly	09:32	2-2	0-0	0-0	1 1 1	1 0	4	1	1	1	0	0	4
0 AJ Casey	05:45	0-1	0-0	0-0	1 0 1	0 0	1	0	0	0	1	0	1
<b>Totals</b>	<b>35:60</b>	<b>8-19</b>	<b>14-17</b>	<b>7 20 27</b>	<b>16 15 92</b>	<b>18 11</b>	<b>10</b>	<b>3</b>	<b>3</b>	<b>9</b>			

Shooting By Period	
1st FG%	18-30 60.0%
2nd FG%	9-23 39.1%
3rd FG%	17-30 56.7%
4th FG%	5-10 50.0%
3PT%	8-11 72.7%
FT%	35-60 58.3%
GM FG%	8-19 42.1%
3PT%	14-17 82.4%

VaT		MIA	
Biggest lead	8 (1st 15:15)	9 (2nd 0:02)	
Best Scoring Run	8 (1st 15:56)	8 (1st 13:12)	
Lead Changes	2	17	
Times Tied	9		
Time with Lead	13:26	22:41	

### GAME 23: VIRGINIA

		Official Basketball Box Score - Final <b>Virginia at Virginia Tech</b> 02/04/23 Cassell Coliseum, Blacksburg, Va. 2022-23 Men's Basketball		Game Time: 12:00 PM Game Duration: 1:57 Attendance: 8,925									
Virginia - 68		Record: 17-4 (9-3)		Officials: Ted Valentine, Lamar Simpson, Justin Portier									
NO. Name	Min	FG	3P	FT	Rebounds	Fouls	TP	AS	TO	ST	Blocks	+	-
1 Jayden Gardner	30:36	8-18	0-0	4-7	6 4 10	4 4	20	1	3	2	1	2	-1
5 Ben Vander Plas	28:38	0-4	0-3	0-0	0 5 5	1 0	2	0	1	0	0	0	-4
0 Kihel Clark	35:29	6-13	3-7	2-2	1 4 5	3 1	17	4	2	0	0	1	0
2 Renece Boekman	36:53	5-11	0-2	5-6	2 2 4	2 4	15	5	1	0	1	0	4
4 Armaan Franklin	30:38	2-9	1-4	1-3	0 2 2	2 3	6	2	0	2	0	0	-12
11 Isaac McKneely	22:22	3-4	2-2	0-0	0 4 4	1 0	8	0	1	0	0	0	-5
13 Ryan Dunn	10:05	1-1	0-0	0-0	2 2 2	0 2	0	0	0	1	2	0	-1
22 Francisco Caffaro	05:19	0-1	0-0	0-0	1 0 1	1 0	0	0	0	0	0	0	-3
<b>Totals</b>	<b>25:61</b>	<b>6-18</b>	<b>12-18</b>	<b>10 24 34</b>	<b>14 12 68</b>	<b>14 7</b>	<b>6</b>	<b>4</b>	<b>3</b>	<b>6</b>			

Virginia Tech - 74		Record: 14-9 (4-8)		Technical Fouls: NONE									
NO. Name	Min	FG	3P	FT	Rebounds	Fouls	TP	AS	TO	ST	Blocks	+	-
21 Grant Basile	28:54	6-10	2-3	0-0	0 4 4	2 1	14	4	1	0	3	1	-5
25 Justyn Mutts	38:28	7-11	0-1	3-3	2 2 4	2 3	17	8	2	2	0	0	8
0 Hunter Cattoor	34:00	3-10	3-7	1-3	0 4 4	2 3	10	2	1	0	0	2	8
2 MJ Collins	34:51	2-5	0-1	1-2	1 4 5	2 1	5	0	1	0	0	0	-1
3 Sean Pedulla	34:22	6-13	2-6	8-9	0 5 5	4 6	22	2	1	1	0	0	0
11 John Camden	16:47	0-1	0-0	0-0	0 1 1	0 0	0	1	0	0	0	0	11
15 Lynn Kidd	10:26	3-3	0-0	0-0	0 5 5	0 0	6	2	1	1	0	0	8
34 Myllyjael Poteat	02:12	0-0	0-0	0-0	0 1 1	0 0	0	0	0	0	0	0	1
<b>Totals</b>	<b>27:53</b>	<b>7-18</b>	<b>13-17</b>	<b>3 28 31</b>	<b>12 14 74</b>	<b>19 8</b>	<b>4</b>	<b>3</b>	<b>4</b>	<b>6</b>			

Shooting By Period	
1st FG%	13-28 46.4%
2nd FG%	3-11 27.3%
3rd FG%	3-7 42.9%
4th FG%	14-25 56.0%
3PT%	4-7 57.1%
FT%	10-13 76.9%
GM FG%	27-53 50.9%
3PT%	7-18 38.9%
FT%	13-17 76.5%

Cavs		Hokies	
Biggest lead	0 (1st 20:00)	10 (2nd 8:19)	
Best Scoring Run	7 (2nd 6:42)	5 (1st 15:11)	
Lead Changes	0	2	
Times Tied	3		
Time with Lead	00:00	37:23	

### GAME 24: BOSTON COLLEGE

		Official Basketball Box Score - Final <b>Boston College at Virginia Tech</b> 02/08/23 Cassell Coliseum, Blacksburg 2022-23 Men's Basketball		Game Time: 7:00 PM Game Duration: 2:06 Attendance: 8,925									
Boston College - 82		Record: 12-13 (6-8)		Officials: Clarence Armstrong, Keith Kimble, A.J. Desai									
NO. Name	Min	FG	3P	FT	Rebounds	Fouls	TP	AS	TO	ST	Blocks	+	-
10 Prince Aligbe	27:14	2-11	2-4	0-0	1 6 7	2 0	6	2	2	0	0	0	-3
12 Quinton Post	32:50	9-14	3-3	3-7	4 6 10	5 5	24	2	1	0	0	1	6
21 Devin McGlockton	20:35	6-7	1-1	1-1	0 2 2	2 2	14	2	2	0	1	1	-7
3 Jaedon Zackery	07:03	0-1	0-0										

# VIRGINIA TECH MEN'S BASKETBALL

## BOX SCORES

### GAME 25: NOTRE DAME

Official Basketball Box Score - Final															Game Time: 2:04 PM Game Duration: 1:49 Attendance: 6,532		
Virginia Tech at Notre Dame															2022-23 Men's Basketball		
Record: 15-10 (5-9)															Officials: Bert Smith, Bill Covington Jr., Lamar Simpson		
NO. Name	Min	FG	3P	FT	Rebounds	Fouls	TP	AS	TO	ST	Blocks	BS	BA	+/-	Shooting By Period		
		M/A	M/A	M/A	OR DR TOT	PF	FD				BS	BA			1 <sup>st</sup> FG%	2 <sup>nd</sup> FG%	
21 Grant Basile	F	26:35	13-19	3-7	4-4	2 5 7	2 4	33	0	1	0	0	0	0	0	1 <sup>st</sup> FT%	2 <sup>nd</sup> FT%
25 Justyn Mutts	F	39:00	7-16	2-5	3-7	2 6 8	2 6	19	9	3	1	1	1	6	3PT%		
0 Hunter Cattoor	G	35:49	2-3	2-3	2-2	0 4 4	2 2	8	3	0	1	0	0	4	GM FG%		
2 MJ Collins	G	34:48	4-7	1-3	3-3	0 2 2	2 1	12	0	1	0	0	0	7	3PT%		
3 Sean Pedulla	G	40:00	4-7	1-3	3-3	0 1 1	4 3	12	5	0	1	0	0	6	GM FT%		
15 Lynn Kidd	F	07:09	2-2	0-0	2-2	1 1 2	1 1	6	1	0	0	0	0	9	3PT%		
11 John Camden	F	09:23	0-1	0-0	0 1 1	0 0	0 0	0 0	0 0	0 0	0 0	0 0	0 1	1	FT%		
34 Myllyjael Poteat	F	07:16	0-1	0-0	3-4	2 2 4	0 2	3	1	0	0	0	0	-3			
<b>Team</b>						0 0 0		0	0	0	0	0	0	0			
<b>Totals</b>		32:56	9-21	20-25	7 22 29	13 19	93	19	5	3	1	1	1	6			

Official Basketball Box Score - Final															Game Time: 7:00 PM Game Duration: 2:16 Attendance: 4,565	
Virginia Tech at Georgia Tech															2022-23 Men's Basketball	
Record: 15-11 (5-10)															Officials: Ted Valentine, John Gaffney, Matt Pater	
NO. Name	Min	FG	3P	FT	Rebounds	Fouls	TP	AS	TO	ST	Blocks	BS	BA	+/-	Shooting By Period	
		M/A	M/A	M/A	OR DR TOT	PF	FD				BS	BA			1 <sup>st</sup> FG%	2 <sup>nd</sup> FG%
21 Grant Basile	F	34:26	10-21	1-4	0-0	5 2 7	4 2	21	1	1	0	2	2	-2	1 <sup>st</sup> FT%	2 <sup>nd</sup> FT%
25 Justyn Mutts	F	37:45	8-16	0-2	1-4	4 7 11	3 4	17	9	3	3	1	4	-2	3PT%	
0 Hunter Cattoor	G	40:00	3-7	3-7	2-2	0 7 7	3 3	11	3	0	1	0	0	-7	GM FG%	
2 MJ Collins	G	21:54	1-5	1-2	0-0	1 4 5	3 3	2	1	0	0	0	0	-6	3PT%	
3 Sean Pedulla	G	40:00	5-17	1-8	0-0	2 1 3	3 1	11	4	2	5	0	1	-7	GM FT%	
15 Lynn Kidd	F	15:07	3-6	0-0	0-0	2 1 3	1 2	6	0	2	0	0	1	-15	3PT%	
11 John Camden	F	02:15	0-0	0-0	0 0 0	0 0	0 0	0 0	0 0	0 0	0 0	0 0	0 0	0	FT%	
34 Myllyjael Poteat	F	08:33	0-0	0-0	1-2	0 0 0	3 1	1	0	0	0	0	0	9		
<b>Team</b>						1 3 4		0	0	0	0	0	0	0		
<b>Totals</b>		30:73	6-23	4-8	15 25 40	21 13	77	19	10	9	4	8	7			

Official Basketball Box Score - Final															Game Time: 5:00 PM Game Duration: 2:06 Attendance: 8,925	
Pitt at Virginia Tech															2022-23 Men's Basketball	
Record: 10-15 (2-12)															Officials: Lee Cassell, Raymie Symms, A.J. Desai	
NO. Name	Min	FG	3P	FT	Rebounds	Fouls	TP	AS	TO	ST	Blocks	BS	BA	+/-	Shooting By Period	
		M/A	M/A	M/A	OR DR TOT	PF	FD				BS	BA			1 <sup>st</sup> FG%	2 <sup>nd</sup> FG%
2 Ven-Allen Lubin	F	22:52	5-8	0-1	1-1	3 2 5	2 3	11	1	0	0	0	0	-6	1 <sup>st</sup> FT%	2 <sup>nd</sup> FT%
14 Nate Laszewski	F	35:48	12-17	6-9	3-4	1 7 8	2 6	33	0	0	1	1	0	0	3PT%	
5 Cormac Ryan	G	37:18	6-10	5-9	0-0	2 2 2	2 0	17	3	2	0	0	0	-6	GM FG%	
10 Marcus Hammond	G	25:35	4-8	1-4	0-0	0 4 4	0 4	9	4	1	0	0	0	-9	3PT%	
23 Dane Goodwin	G	28:44	2-6	0-2	1-1	0 4 4	3 1	5	3	1	0	0	1	-10	FT%	
1 JJ Starling	F	23:18	4-10	0-3	1-1	1 3 4	2 3	9	2	0	0	0	0	-2	GM FT%	
3 Trey Wertz	F	18:11	1-2	1-2	0-0	1 1 1	1 0	3	1	1	0	0	0	-3	3PT%	
25 Matt Zona	F	08:14	0-1	0-0	0 1 1	0 0	0 0	0 0	0 0	0 0	0 0	0 0	0 0	0	FT%	
<b>Team</b>						0 1 1		0	1	0	0	0	0	0		
<b>Totals</b>		34:62	13-30	6-7	6 20 26	19 13	87	14	6	1	1	1	1	-6		

Official Basketball Box Score - Final															Game Time: 5:00 PM Game Duration: 2:06 Attendance: 8,925	
Miami at Virginia Tech															2022-23 Men's Basketball	
Record: 23-5 (14-4)															Officials: Jamie Luckie, Pat Driscoll, Terry Oglesby	
NO. Name	Min	FG	3P	FT	Rebounds	Fouls	TP	AS	TO	ST	Blocks	BS	BA	+/-	Shooting By Period	
		M/A	M/A	M/A	OR DR TOT	PF	FD				BS	BA			1 <sup>st</sup> FG%	2 <sup>nd</sup> FG%
2 Blake Hinson	F	25:02	1-8	1-6	1-2	0 3 3	5 1	4	0	2	0	1	0	-7	1 <sup>st</sup> FT%	2 <sup>nd</sup> FT%
33 Federico Federico	G	25:50	5-6	0-0	2-3	3 0 3	4 5	12	0	4	2	0	0	0	3PT%	
0 Nelly Cummings	G	35:05	4-8	0-2	3-5	0 5 5	4 7	11	8	1	0	0	0	-2	GM FG%	
3 Greg Elliott	G	27:13	4-8	1-3	2-2	1 1 2	4 2	11	1	1	0	0	0	5	3PT%	
11 Jamarius Burton	G	38:46	7-16	0-2	1-2	2 1 3	3 2	15	1	1	1	1	2	-6	FT%	
22 Nike Sibande	F	23:30	3-5	0-1	2-3	0 4 4	2 2	8	0	0	0	0	0	-12	GM FT%	
25 Guillermo Diaz Graham	F	13:47	3-5	0-1	2-2	4 2 6	1 1	8	1	0	2	2	0	-7	3PT%	
31 Jorge Diaz Graham	F	09:24	1-4	1-3	0-0	0 1 1	1 0	3	1	0	1	0	0	-3	FT%	
5 Nate Santos	F	00:23	0-0	0-0	0 0 0	0 0	0 0	0 0	0 0	0 0	0 0	0 0	0 0	-3		
<b>Team</b>						2 1 3		0	0	0	0	0	0	0		
<b>Totals</b>		29:60	3-18	13-19	12 18 30	24 20	72	12	9	7	4	2	7			

Official Basketball Box Score - Final															Game Time: 7:00 PM Game Duration: 2:05 Attendance: 8,925	
Miami at Virginia Tech															2022-23 Men's Basketball	
Record: 23-5 (14-4)															Officials: Jamie Luckie, Pat Driscoll, Terry Oglesby	
NO. Name	Min	FG	3P	FT	Rebounds	Fouls	TP	AS	TO	ST	Blocks	BS	BA	+/-	Shooting By Period	
		M/A	M/A	M/A	OR DR TOT	PF	FD				BS	BA			1 <sup>st</sup> FG%	2 <sup>nd</sup> FG%
15 Norchad Omier	F	32:33	6-15	0-0	5-6	6 8 14	2 3	17	1	2	3	1	0	13	1 <sup>st</sup> FT%	2 <sup>nd</sup> FT%
2 Isaiah Wong	G	33:59	4-10	2-4	3-3	3 0 3	4 2	21	13	1	4	0	1	4	3PT%	
11 Jordan Miller	G	37:39	5-11	0-2	1-4	2 7 9	2 2	11	3	0	1	0	0	10	GM FG%	
24 Nijel Pack	G	33:58	6-14	2-8	2-2	0 4 4	1 5	16	1	1	2	0	0	-8	FT%	
55 Wogoa Poplar	G	24:54	3-7	1-2	0-0	2 2 4	0 0	7	0	2	0	1	1	-5	3PT%	
1 Anthony Walker	F	04:21	0-0	0-0	0-0	0 0 0	0 0	0 0	0 0	0 0	0 0	0 0	0 0	-2	GM FT%	
4 Benstley Joseph	F	14:45	2-3	2-3	4-4	1 2 3	0 2	10	2	0	0	0	0	11	3PT%	
5 Harlord Beverly	F	12:24	1-3	0-2	0-0	0 1 1	1 0	2	2	1	2	0	0	16	FT%	
0 AJ Casey	F	05:27	0-1	0-1	0-0	0 0 0	0 0	0 0	0 0	0 0	0 0	0 0	0 0	-9		
<b>Team</b>						0 1 1		0	1	1	0	1	0	0		
<b>Totals</b>		27:64	7-22	15-19	14 25 39	11 14	76	10	11	8	3	2	6			

Official Basketball Box Score - Final															Game Time: 5:00 PM Game Duration: 2:06 Attendance: 8,925	
Pitt at Virginia Tech															2022-23 Men's Basketball	
Record: 16-11 (6-10)															Officials: Lee Cassell, Raymie Symms, A.J. Desai	
NO. Name	Min	FG	3P	FT	Rebounds	Fouls	TP	AS	TO	ST	Blocks	BS	BA	+/-	Shooting By Period	
		M/A	M/A	M/A	OR DR TOT	PF	FD				BS	BA			1 <sup>st</sup> FG%	2 <sup>nd</sup> FG%
21 Grant Basile	F	30:06	8-13	4-8	2-4	1 0 1	5 3	22	2	5	0	0	1	15	1 <sup>st</sup> FT%	2 <sup>nd</sup> FT%
25 Justyn Mutts	F	26:43	4-5	0-1	4-4	1 5 6	4 4	12	4	3	0	0	0	-6	3PT%	
0 Hunter Cattoor	G	32:10	4-7	3-4	1-3	0 5 5	3 1	12	3	0	0	0	2	0	GM FG%	
2 MJ Collins	G	35:55	1-5	0-2	3-4	1 0 1	1 5	2	3	0	0	0	0	2	3PT%	
3 Sean Pedulla	G	38:32	4-9	2-3	2-2	1 5 6	2 2	12	5	1	2	0	0	8	FT%	
15 Lynn Kidd	F	08:06	0-0	0-0	0-0	0 2 2	1 0	1	0	0	0	0	0	2	GM FT%	
11 John Camden	F	08:46	0-1	0-1	1-2	0 0 0	2 2	1	0	0	0	0	0	4	3PT%	
34 Myllyjael Poteat	F	19:42	4-5	0-0	7-9	2 4 6	2 6	15	0	2	0	0	1	2	FT%	
<b>Team</b>						1 2 3		0	0	0	0	0	0	0		
<b>Totals</b>		25:45	9-19	20-28	7 23 30	24 24	79	17	11	2	2	4	7			

Official Basketball Box Score - Final															Game	
---------------------------------------	--	--	--	--	--	--	--	--	--	--	--	--	--	--	------	--

# VIRGINIA TECH MEN'S BASKETBALL

## BOX SCORES

### GAME 29: DUKE



Official Basketball Box Score - Final  
**Virginia Tech at Duke**  
 02/25/23 Cameron Indoor Stadium, Durham, N.C.  
 2022-23 Men's Basketball

Game Time: 8:05 PM  
 Game Duration: 1:55  
 Attendance: 9,314

Officials: Ted Valentine, Clarence Armstrong, Jeff Pon

Virginia Tech - 65

Record: 16-13 (6-12)

NO. Name	Min	FG			3P			FT			Rebounds		Fouls		TP	AS	TO	ST	Blocks			+/-	
		M	A	%	M	A	%	M	A	%	OR	DR	OR	DR					BS	BA	BL		
21 Grant Basile	F	29:52	5-10	2-4	3-3	1-2	3	2	3	15	3	1	0	0	0	0	0	0	0	0	0	0	-18
25 Justyn Mutts	F	30:17	5-11	0-1	1-2	1	2	3	4	11	2	2	1	0	2	0	0	0	0	0	0	0	-23
0 Hunter Cattoor	G	37:41	2-4	0-2	2-2	0	0	0	3	1	6	0	3	1	0	0	0	0	0	0	0	0	-22
2 MJ Collins	G	23:25	1-4	0-1	0-1	0	1	1	1	2	2	0	0	0	0	0	0	0	0	0	1	-5	
3 Sean Pedulla	G	33:44	5-14	2-4	0-0	0	5	5	1	2	12	1	0	0	0	0	0	0	0	0	1	-10	
1 Rodney Rice	F	22:23	3-7	3-5	2-3	0	2	2	1	2	11	2	2	2	0	0	0	0	0	0	0	-6	
15 Lynn Kidd	F	12:22	1-2	0-0	0-1	2	2	4	4	1	2	2	1	2	0	0	0	0	0	0	0	-9	
34 Myllyjael Poteat	F	06:40	0-3	0-0	2-2	3	5	1	2	2	0	0	0	0	0	0	0	0	0	0	0	-4	
11 John Camden	F	02:19	1-1	1-1	0-0	1	0	1	0	3	0	0	0	0	0	0	0	0	0	0	0	6	
10 Camden Johnson	F	01:17	0-1	0-1	1-2	1	1	2	0	1	1	0	0	0	0	0	0	0	0	0	0	3	
<b>Team</b>											0	0	0	0	0	0	0	0	0	0	0		
<b>Totals</b>		23:57	8-19	11-16	8	18	26	17	17	65	12	9	6	1	6	1	6	1	6	1	6	-18	

Shooting By Period	
1 <sup>st</sup> FG%	11-29 37.9%
3PT%	3-9 33.3%
FT%	7-9 77.8%
2 <sup>nd</sup> FG%	12-28 42.9%
3PT%	5-10 50.0%
FT%	4-7 57.1%
GM FG%	23-57 40.4%
3PT%	8-19 42.1%
FT%	11-16 68.8%

Dead Ball Rebounds: 1, 0

Technical Fouls: NONE

Duke - 81

Record: 21-8 (12-6)

NO. Name	Min	FG			3P			FT			Rebounds		Fouls		TP	AS	TO	ST	Blocks			+/-	
		M	A	%	M	A	%	M	A	%	OR	DR	OR	DR					BS	BA	BL		
25 Mark Mitchell	F	31:23	6-8	1-1	4-4	2	6	8	2	3	17	0	0	1	1	0	0	0	0	0	1	0	27
1 Derek Lively II	C	23:37	6-6	0-0	1-1	0	7	7	4	13	0	1	1	3	0	0	0	0	0	0	0	0	28
30 Kyle Filipowski	C	22:29	3-7	0-2	6-7	0	3	3	4	12	1	2	2	0	0	0	0	0	0	0	0	0	25
3 Jeremy Roach	G	34:27	8-13	2-4	1-2	2	3	5	0	2	19	10	3	0	0	0	0	0	0	0	0	25	
5 Tyrus Proctor	C	32:36	4-7	2-5	0-0	1	2	4	1	2	10	5	2	1	0	0	0	0	0	0	0	24	
0 Dami Whitehead	F	18:47	1-5	1-3	0-0	2	2	0	0	3	1	1	1	0	0	0	0	0	0	0	0	-10	
13 Jacob Grandison	F	12:37	1-2	1-2	0-0	2	2	2	0	3	0	0	0	0	0	0	0	0	0	0	0	-6	
15 Ryan Young	F	15:06	1-4	0-0	2-3	2	2	4	2	3	4	2	0	0	0	0	0	0	0	0	0	-8	
2 Jaylen Blakes	F	02:19	0-1	0-0	0-0	0	0	0	0	0	0	0	0	0	0	0	0	0	0	0	0	-6	
14 Jaden Schutt	F	02:19	0-0	0-0	0-0	0	0	0	0	0	0	0	0	0	0	0	0	0	0	0	0	-6	
12 Kale Catchings	G	01:46	0-0	0-0	0-0	0	0	0	0	0	0	0	0	0	0	0	0	0	0	0	0	-5	
21 Christian Reeves	F	01:17	0-0	0-0	0-0	0	0	0	0	0	0	0	0	0	0	0	0	0	0	0	0	-4	
41 Max Johns	F	01:17	0-0	0-0	0-0	0	0	0	0	0	0	0	0	0	0	0	0	0	0	0	0	-3	
<b>Team</b>											0	2	2	0	0	0	0	0	0	0	0		
<b>Totals</b>		30:53	7-18	14-17	7	30	37	17	17	81	18	9	6	6	1	6	1	6	1	6	1	16	

Shooting By Period	
1 <sup>st</sup> FG%	18-32 56.3%
3PT%	4-10 40.0%
FT%	3-4 75%
2 <sup>nd</sup> FG%	12-21 57.1%
3PT%	3-8 37.5%
FT%	11-13 84.6%
GM FG%	30-53 56.6%
3PT%	7-18 38.9%
FT%	14-17 82.4%

Dead Ball Rebounds: 1, 0

Technical Fouls: NONE

VaTech		Duke		Points from Turnovers		VaTech		Duke		Period by Period Scoring		
Biggest lead	1 (1 <sup>st</sup> 19:19)	25 (2 <sup>nd</sup> 5:11)	Points from Turnovers	5	13	1st	2nd	TOT	VaTech	32	33	65
Best Scoring Run	6 (1 <sup>st</sup> 10:39)	16 (2 <sup>nd</sup> 13:34)	Paint	30	42	Duke	43	38	81			
Lead Changes	8	9	Second Chance	8	9							
Times Tied	0	0	Fast Breaks	5	14							
Time with Lead	01:02	38:43	Bench	19	10							

### GAME 31: FLORIDA STATE



Official Basketball Box Score - Final  
**Florida State at Virginia Tech**  
 03/04/23 Cassell Coliseum, Blacksburg, Va.  
 2022-23 Men's Basketball

Game Time: 4:00 PM  
 Game Duration: 1:49  
 Attendance: 8,925

Officials: Bert Smith, Mark Schurr, Trey Shyros

Florida State - 60

Record: 9-22 (7-13)

NO. Name	Min	FG			3P			FT			Rebounds		Fouls		TP	AS	TO	ST	Blocks			+/-	
		M	A	%	M	A	%	M	A	%	OR	DR	OR	DR					BS	BA	BL		
3 Cameron Corhen	F	26:44	2-2	0-0	0-0	1	1	1	4	4	0	1	0	0	0	0	0	0	0	0	0	0	-27
1 Jalen Warley	G	27:25	2-5	1-2	0-0	1	1	2	1	2	5	2	3	4	0	1	1	0	0	0	0	-21	
4 Caleb Mills	G	29:48	6-10	2-4	0-0	1	1	2	3	14	0	0	1	0	0	0	0	0	0	0	0	-30	
22 Darin Green Jr.	G	27:51	4-11	2-7	0-0	0	1	2	1	10	3	0	0	0	0	0	0	0	0	0	0	-28	
35 Matthew Cleveland	G	32:53	5-17	0-3	0-0	1	3	4	1	10	2	5	0	2	0	0	0	0	0	0	0	-33	
0 Chandler Jackson	F	17:10	4-6	1-3	0-0	1	2	0	1	9	1	1	1	0	0	0	0	0	0	0	0	-1	
11 Baba Miller	F	17:46	2-6	1-4	0-2	0	4	4	1	2	5	0	3	0	1	1	0	0	0	0	0	-7	
24 Naheem McLeod	F	02:26	0-0	0-0	0-0	0	0	0	0	0	0	0	0	0	0	0	0	0	0	0	0	2	
12 Tom House	F	05:22	0-0	0-0	0-0	0	0	0	0	0	0	0	0	0	0	0	0	0	0	0	0	7	
5 De'Ante Green	F	10:50	1-2	1-1	0-0	1	2	3	1	0	3	1	0	0	0	0	0	0	0	0	0	3	
41 R.J. Morris	F	01:45	0-0	0-0	0-0	0	1	1	0	0	0	0	0	0	0	0	0	0	0	0	0	6	
<b>Team</b>											2	2	4	0	0	0	0	0	0	0	0		
<b>Totals</b>		26:59	8-24	0-2	7	17	24	10	13	60	10	13	6	3	3	2	2	2	2	2	2	-22	

Shooting By Period	
1 <sup>st</sup> FG%	13-33 39.4%
3PT%	4-15 26.7%
FT%	0-0 0%
2 <sup>nd</sup> FG%	13-26 50.0%
3PT%	4-9 44.4%
FT%	0-2 0%
GM FG%	26-59 44.1%
3PT%	8-24 33.3%
FT%	0-2 0.0%

Dead Ball Rebounds: 3, 2

Technical Fouls: NONE

Virginia Tech - 82

Record: 18-13 (8-12)

NO. Name	Min	FG			3P			FT			Rebounds		Fouls		TP	AS	TO	ST	Blocks			+/-	
		M	A	%	M	A	%	M	A	%	OR	DR	OR	DR					BS	BA	BL		
21 Grant Basile	F	28:20	5-9	2-4	1-2	1	7	8	3	2	13	3	1	1	0	0	0	0	0	0	0	1	26
25 Justyn Mutts	F	32:13	4-7	0-0	0-0	4	3	7	1	1	8	6	3	2	2	2	2	0	0	0	0	0	28
0 Hunter Cattoor	G	33:30	4-9	4-9	2-2	0	2	2	2	14	4	1	1	0	0	0	0	0	0	0	0	18	
2 MJ Collins	G	32:33	3-6	2-5	2-2	0	1	1	2	10	4	1	1	0	0	0	0	0	0	0	0	21	
3 Sean Pedulla	G	30:37	8-12	6-8	3-3	1	1	2	2	25	1	4											

## BOX SCORES

### GAME 33: NC STATE

### GAME 34: CINCINNATI

Official Basketball Box Score - Final  
**Virginia Tech at NC State**  
03/08/23 Greensboro Coliseum, Greensboro, NC  
 2023 New York Life ACC Men's Basketball Tournament

Game Time: 9:30 PM  
 Game Duration: 1:52  
 Attendance: 17,685

Officials: Clarence Armstrong, Ron Groover, Jemel Spearman

Virginia Tech - 77													Record: 19-14								
NO.	Name	Min	FG	3P	FT	Rebounds		Fouls		TP	AS	TO	ST	Blocks		+	-	Shooting By Period			
			M-A	M-A	M-A	OR	DR	TOT	PF	FD				BS	BA			1 <sup>st</sup>	2 <sup>nd</sup>	3 <sup>rd</sup>	
21	Grant Basile	F 25:10	4-7	0-2	3-4	0	1	1	4	3	11	1	1	1	0	1	-23	1 <sup>st</sup>	FG%	8-25	32.0%
25	Justyn Mutts	F 22:41	6-10	0-1	3-4	2	3	5	3	6	15	3	4	0	1	1	-12	3 <sup>rd</sup>	PT%	1-8	12.5%
0	Hunter Cattoor	G 32:15	3-10	1-6	2-2	0	2	2	2	2	9	1	2	1	0	0	-20	FT%	9-10	90%	
2	MJ Collins	G 32:54	1-4	0-1	0-0	0	1	1	0	0	2	2	0	1	0	0	-18	2 <sup>nd</sup>	FG%	18-29	62.1%
3	Sean Pedulla	G 33:06	3-10	3-6	0-0	0	3	3	2	1	9	4	3	0	0	1	-19	3 <sup>rd</sup>	PT%	8-16	50.0%
34	Mylyjael Poteat	11:11	1-1	0-0	6-7	1	2	3	2	6	8	2	0	0	0	0	3	FT%	7-9	77.8%	
1	Rochay Rice	18:34	5-7	5-7	2-2	0	3	3	0	1	17	0	1	1	0	0	3	GM	FG%	26-54	48.1%
15	Lynn Kidd	20:33	3-4	0-0	0-0	0	2	2	0	0	6	1	0	0	1	0	-9	3 <sup>rd</sup>	PT%	9-24	37.5%
11	John Camden	02:21	0-1	0-1	0-0	0	0	0	0	0	0	0	0	0	0	0	-2	FT%	18-19	94.2%	
10	Camden Johnson	00:25	0-0	0-0	0-0	0	0	0	0	0	0	0	0	0	0	0	0	Dead Ball Rebounds: 1, 0			
14	Owyn Dawyot	00:25	0-0	0-0	0-0	0	0	0	0	0	0	0	0	0	0	0	1				
33	Michael Ward	00:25	0-0	0-0	0-0	0	0	0	0	0	0	0	0	0	0	0	1				
Team						3		3			0	1									
<b>Totals</b>			26-54	9-24	16-19	6	17	23	13	19	77	14	12	4	2	3	-20				

NC State - 97													Record: 23-9								
NO.	Name	Min	FG	3P	FT	Rebounds		Fouls		TP	AS	TO	ST	Blocks		+	-	Shooting By Period			
			M-A	M-A	M-A	OR	DR	TOT	PF	FD				BS	BA			1 <sup>st</sup>	2 <sup>nd</sup>	3 <sup>rd</sup>	
23	Greg Gantt	F 13:35	2-2	0-0	0-0	2	0	2	1	0	4	3	0	1	0	0	22	1 <sup>st</sup>	FG%	21-33	63.6%
30	D.J. Burns Jr.	F 15:25	1-2	0-0	1-2	1	0	1	4	4	3	2	4	1	1	0	7	3 <sup>rd</sup>	PT%	7-13	53.8%
0	Terquavion Smith	G 37:39	11-13	5-7	3-5	1	7	8	1	4	30	3	1	1	0	0	18	FT%	4-8	50%	
1	Jarkel Joiner	G 33:41	8-15	2-4	2-2	0	7	7	1	2	20	10	0	1	0	1	19	2 <sup>nd</sup>	FG%	18-30	60.0%
14	Casey Morsell	G 36:03	2-7	1-5	1-2	1	1	2	0	2	6	1	0	1	0	0	23	3 <sup>rd</sup>	PT%	4-11	36.4%
5	Jack Clark	18:43	5-8	1-4	0-0	0	1	1	5	0	11	0	0	0	0	0	-2	FT%	4-4	100%	
21	Ebenezer Dowuona	23:33	5-7	0-0	1-1	2	3	5	4	1	11	0	1	0	2	0	13	GM	FG%	39-63	61.9%
10	Breon Pass	08:26	2-4	2-3	0-0	0	0	0	1	0	6	0	0	0	0	0	-1	3 <sup>rd</sup>	PT%	11-24	45.8%
24	Ernest Ross	08:54	2-4	0-1	0-0	1	3	4	2	0	4	0	2	0	0	1	3	FT%	6-12	50.0%	
4	LJ Thomas	02:21	1-1	0-0	0-0	0	0	0	0	0	2	0	0	0	0	0	2	Dead Ball Rebounds: 2, 0			
12	Chase Graham	00:25	0-0	0-0	0-0	0	0	0	0	0	0	0	0	0	0	0	-1				
13	KJ Keatts	00:25	0-0	0-0	0-0	0	0	0	0	0	0	0	0	0	0	0	-1				
20	Alex Nunnally	00:25	0-0	0-0	0-0	0	0	0	0	0	0	0	0	0	0	0	-1				
22	Jordan Snell	00:25	0-0	0-0	0-0	0	0	0	0	0	0	0	0	0	0	0	-1				
Team						1		2	3			0	0								
<b>Totals</b>			39-63	11-24	8-12	9	24	33	19	13	97	19	8	5	3	2	20				

		VT	NCS	Points from		VT	NCS	Period by Period Scoring			
Biggest lead		0 (1 <sup>st</sup> 20:00)	29 (2 <sup>nd</sup> 19:41)	Turnovers		10	17	1st	2nd	TOT	
Best Scoring Run		7 (2 <sup>nd</sup> 3:47)	14 (2 <sup>nd</sup> 19:41)	Paint		32	46	VT	26	51	77
Lead Changes		0		Second Chance		10	15	NCS	53	44	97
Times Tied		0		Fast Breaks		5	15				
Time with Lead		00:00	00:00	Bench		11	24				





**0 HUNTER CATTOOR**

SR. • G • 6-3 • 200  
ORLANDO, FLA.  
BISHOP MOORE



**1 RODNEY RICE**

FR. • G • 6-4 • 195  
CLINTON, MD.  
DEMATHA CATHOLIC



**2 MJ COLLINS**

FR. • G • 6-4 • 190  
CLOVER, S.C.  
COMBINE ACADEMY



**3 SEAN PEDULLA**

SO. • G • 6-1 • 195  
EDMOND, OKLA.  
EDMOND MEMORIAL



**4 DARREN BUCHANAN JR.**

FR. • F • 6-7 • 235  
WASHINGTON, D.C.  
WOODROW WILSON



**5 PATRICK WESSLER**

FR. • C • 7-0 • 245  
MATTHEWS, N.C.  
COMBINE ACADEMY



**10 CAMDEN JOHNSON**

SO. • G • 6-1 • 185  
WAXHAW, N.C.  
METROLINA CHRISTIAN ACADEMY



**11 JOHN CAMDEN**

R-FR. • F • 6-8 • 215  
DOWNINGTOWN, PA.  
BREWSTER ACADEMY



**13 DARIUS MADDOX**

JR. • G • 6-5 • 180  
BOWIE, MD.  
OAK HILL ACADEMY



**14 OWYN DAWYOT**

FR. • G • 6-2 • 190  
ROANOKE, VA.  
CAVE SPRING



**15 LYNN KIDD**

JR. • C • 6-10 • 235  
GAINESVILLE, FLA.  
CLEMSON



**21 GRANT BASILE**

GR. • F • 6-9 • 235  
PEWAUKEE, WIS.  
WRIGHT STATE



**25 JUSTYN MUTTS**

SR. • F • 6-7 • 220  
MILLVILLE, N.J.  
DELAWARE



**33 MICHAEL WARD**

FR. • G • 6-2 • 175  
BETHESDA, MD.  
WALT WHITMAN



**34 MYLYJAEEL POTEAT**

JR. • F • 6-9 • 265  
REIDSVILLE, N.C.  
RICE



**MIKE YOUNG**  
HEAD COACH  
4TH SEASON



**MIKE JONES**  
ASSOCIATE HEAD COACH  
2ND SEASON



**CHRISTIAN WEBSTER**  
ASSISTANT COACH  
7TH SEASON



**KEVIN GILTNER**  
ASSISTANT COACH  
4TH SEASON