



HOKIES

2019-20 Virginia Tech Men's Basketball Game Notes

Game Info

Saturday, Jan. 25 | Game 20
Conte Forum | Chestnut Hill, Mass.

On the Call

Jay Alter (Pxp)
Dalen Cuff (Analyst)



Schedule

INFORMATION

Virginia Tech
Hokies



Record.....14-5, 5-3 ACC
Starters R/L.....1/4
Head Coach.....Mike Young
Record at Tech (Years).....14-5 (1st)

Boston College
Eagles



Record.....9-10, 3-5 ACC
Starters R/L.....3/2
Head Coach.....Jim Christian
Record at BC (Years).....71-110 (6th)

NUMBERS TO KNOW

2

• Barely committing turnovers and sharing the rock has been a staple so far for the Hokies, as they rank second nationally in assist-turnover ratio with a 1.67 average.

3

• One of the better sharpshooters from downtown, Landers Nolley ranks third in the ACC and 51st nationally for 3-pointers made per game with 2.79 a contest.

5

• Tech, which holds its opponents to shooting 40.2 percent a game (fifth in the ACC), plays sound defense and commits just 13.4 fouls per game, ranking fifth nationally.

PROJECTED STARTERS (Based off last game)

#	Name	P	R	A	B	S
2	Landers Nolley (G/F)	18.0	5.7	2.7	0.3	0.8
3	Wabissa Bede (G)	5.9	4.1	6.3	0.3	1.1
14	P.J. Horne (F)	8.1	4.6	0.4	0.6	0.6
15	Jalen Cone (G)	8.2	1.3	0.6	0.1	0.1
23	Tyrece Radford (G)	8.4	6.3	1.4	0.4	1.0

AT THE RIM

- Hitting the road for the first time in over 10 days, the Virginia Tech men's basketball team will play at Boston College Saturday at 2 p.m.
- Tech is down in the all-time series to BC 18-13, but has won the last five games in a row, with three of those being in Chestnut Hill.
- The last time these two teams faced off, the Hokies had a big second half and went on to win 77-66 in Blacksburg. (More on page 5)
- Tech coach Mike Young is 0-1 all-time against Jim Christian. The two faced each other when Young was at Wofford and Christian was at Ohio on Nov. 18, 2012, with Christian's Bobcats winning handily, 73-50, in Athens, Ohio.
- Both Young and Christian have the same exact number of career wins with 313.

WHO TO WATCH



- Though he's been in a drought offensively (4 PTS last 2 G), Tyrece Radford scored two points vs. UNC and it was timely, being the game-winner.
- Radford actually had a team-worst -12 for plus-minus, but came up clutch when it mattered most.

- Notching another 20-plus game to his résumé, Landers Nolley led the Hokies with a team-high 22 points vs. North Carolina.
- The Atlanta native went 10 of 11 from the free-throw line and pulled down seven rebounds as well in 44 minutes of action.



LAST TIME OUT

- Tech, playing in its first overtime game of the season, came away with a slim, two-point victory at home over UNC Wednesday.
- The Hokies had three players in double figures and held the Tar Heels to just two second-chance points and zero fastbreak points.

NOVEMBER

5	AT CLEMSON* (ESPNU)	W, 67-60
8	COPPIN STATE (ACCNX)	W, 74-42
13	USC UPSTATE (ACCNX)	W, 80-57
16	LEHIGH (ACCNX)	W, 79-53
20	DELAWARE STATE (ACCNX)	W, 100-64
25	(1) vs. No. 3/3 MICHIGAN STATE (ESPN2)	W, 71-66
26	(1) vs. [RV/--] DAYTON (ESPN)	L, 89-62
27	(1) vs. BYU (ESPN2)	L, 90-77

DECEMBER

6	No. 10/8 DUKE* (ACCN)	L, 77-63
11	CHATTANOOGA (ACCN)	W, 63-58
15	GARDNER-WEBB (ACCNX)	W, 73-46
21	VMI (ACCN)	W, 64-55
29	MARYLAND EASTERN SHORE (RSN)	W, 92-37

JANUARY

4	AT No. 19/19 VIRGINIA* (RSN)	L, 65-39
7	AT SYRACUSE* (ACCN)	W, 67-63
11	NC STATE* (RSN)	W, 72-58
14	AT WAKE FOREST* (ACCN)	W, 80-70
18	SYRACUSE* (RSN)	L, 71-69
22	NORTH CAROLINA* (ACCN)	W, 79-77 (2OT)
25	AT BOSTON COLLEGE* (ESPN)	2 P.M.
28	AT MIAMI (FLA.)* (ACCN)	8 P.M.

FEBRUARY

1	No. 5/6 FLORIDA STATE* (RSN)	4 P.M.
4	AT GEORGIA TECH* (ESPN/ESPN2/ESPNU/ACCN)	7 P.M.
8	BOSTON COLLEGE* (RSN)	NOON
15	PITT* (ACCN)	6/8 P.M.
19	MIAMI (FLA.)* (RSN)	9 P.M.
22	AT No. 8/8 DUKE* (ESPN/ESPN2/ESPNU/ACCN)	4 P.M.
26	[RV/RV] VIRGINIA* (ESPN/ESPN2/ESPNU/ACCN)	7 P.M.

MARCH

1	AT No. 6/5 LOUISVILLE* (ACCN)	6 P.M.
4	CLEMSON* (ACCN)	7 P.M.
7	AT NOTRE DAME* (ACCN)	2/4 P.M.
10-14	(2) vs. TBA (ESPN/ESPN2/ACCN)	TBA

* ACC GAME | AP POLL RANKING/COACHES POLL RANKING

- 1 - MAUI JIM MAUI INVITATIONAL (MAUI, HAWAII')
- 2 - ACC TOURNAMENT (GREENSBORO, N.C.)

VIRGINIA TECH CONTACT INFO

Lance Dozier | Phone: (507) 993-1898 | Email: lance17@vt.edu
Assistant Director, Strategic Communications
Matt Johnson | Phone: (336) 692-2690 | Email: mattj3@vt.edu
Student Assistant, Strategic Communications

Social



@HokiesMBB



@HokiesMBB



/HokieSports



AP Top 25 Poll - Week 12

Jan. 20 | Opponents in italics

#	Team (1st place)	Record	Points
1	Baylor (33)	15-1	1591
2	Gonzaga (31)	20-1	1588
3	Kansas (1)	14-3	1470
4	San Diego State	19-0	1422
5	<i>Florida State</i>	16-2	1335
6	<i>Louisville</i>	15-3	1303
7	<i>Dayton</i>	16-2	1139
8	<i>Duke</i>	15-3	1065
9	Villanova	14-3	1055
10	Seton Hall	14-4	1034
11	<i>Michigan State</i>	14-4	1004
12	Oregon	15-4	886
13	<i>Butler</i>	15-3	867
14	West Virginia	14-3	758
15	<i>Kentucky</i>	13-4	755
16	Auburn	15-2	637
17	Maryland	14-4	525
18	Texas Tech	12-5	399
19	Iowa	13-5	398
20	Memphis	14-3	394
21	Illinois	13-5	280
22	Arizona	13-5	225
23	Colorado	14-4	154
24	Rutgers	14-4	152
25	Houston	14-4	151

Receiving Votes: Wichita State 94, LSU 83, Michigan 73, UNI 42, Ohio State 36, Wisconsin 28, Stanford 28, Penn State 24, Liberty 21, Florida 21, Arkansas 19, Duquesne 13, *Virginia* 13, Creighton 13, Purdue 9, Indiana 6, East Tennessee State 6, USC 4, Marquette 2, *BYU* 2, Harvard 1

Coaches Top 25 Poll - Week 12

Jan. 20 | Opponents in italics

#	Team (1st place)	Record	Points
1	Gonzaga (19)	20-1	784
2	Baylor (13)	15-1	780
3	Kansas	14-3	702
4	San Diego State	19-0	699
5	<i>Louisville</i>	15-3	650
6	<i>Florida State</i>	16-2	635
7	<i>Dayton</i>	16-2	569
8	<i>Duke</i>	15-3	526
9	Michigan State	14-4	513
10	Seton Hall	14-4	486
11	Villanova	14-3	475
12	Butler	15-3	431
13	<i>Oregon</i>	15-4	418
14	Kentucky	13-4	385
15	<i>West Virginia</i>	14-3	381
16	Auburn	15-2	344
17	Maryland	14-4	293
18	Texas Tech	12-5	227
19	Iowa	13-5	197
20	Memphis	14-3	158
21	Arizona	13-5	113
T-22	Illinois	13-5	93
T-22	Wichita State	15-3	93
24	Houston	14-4	79
25	Rutgers	14-4	67

Receiving Votes: Colorado 55, Penn State 31, Michigan 31, LSU 23, UNI 21, Florida 18, Stanford 17, Ohio State 17, Indiana 16, Creighton 13, *Virginia* 13, Arkansas 12, Marquette 11, Wisconsin 7, Saint Mary's 7, USC 3, Yale 3, East Tennessee State 2, Liberty 1, Duquesne 1

GENERAL INFORMATION

University Name	Virginia Tech
Location	Blacksburg, Va.
Founded	1872
Enrollment	34,000
President	Dr. Timothy Sands
Director of Athletics	Whit Babcock
Nickname	Hokies
Mascot	Hokie Bird
Colors	Chicago Maroon and Burnt Orange
Affiliation	NCAA Division I
Conference	Atlantic Coast
Home Court	Cassell Coliseum
Capacity	9,275

INFORMATION

2018-19 Record	26-9
Conference Record/Finish	12-6 (5th in ACC)
Starters Returning/Lost	1/4
Letterwinners Returning/Lost	4/5
Newcomers	8 (4 freshmen, 2 redshirts, 1 transfer, 1 walk-on)

STAFF

Head Coach	Mike Young (Emery & Henry, 1986)
Virginia Tech Record/Years	14-5 / First season
Overall Record/Years	313-249 / 18 years
Associate Head Coach	Chester Frazier (Illinois, 2009)
Assistant Coach	Antwon Jackson (Pikeville, 1993)
Assistant Coach	Christian Webster (Harvard, 2013)
Chief of Staff	Stephanie Ballein (Virginia Tech, 1990, 1995)
Special Assistant to the Head Coach	Kevin Giltner (Wofford, 2012)
Special Assistant for Recruiting	Matt Olinger (Liberty, 2007)
Director of Player Personnel	Ryan Nadeau (Michigan State, 2016)
Director, Sports Medicine	Hisham Ziyout (Salisbury, 2015)
Coordinator of Basketball Relations	Ace Custis (Virginia Tech, 1997)
Senior Director, Strength & Conditioning	David Land (App State, 2011)
Assistant Director, Equipment Services	Bruce Garnes (Virginia Tech, 1994, 1996)
Graduate Assistant	Chakiris Moss (Greensboro, 2013)
Graduate Assistant	Will Stigall (Wofford, 2019)
Administrative Assistant	Isabelle Schneiderman (Virginia Tech, 2019)

ROSTER

No.	Name	Pos.	Ht.	Wt.	Cl.	Hometown	High School/Last School
0	Hunter Cattoor	G	6-3	205	Fr.	Orlando, Fla.	Bishop Moore
1	Isaiah Wilkins	G	6-4	225	So.	Winston-Salem, N.C.	Mount Tabor
2	Landers Nolley II	G/F	6-7	225	r-Fr.	Atlanta, Ga.	Langston Hughes
3	Wabissa Bede	G	6-0	200	Jr.	North Andover, Mass.	Cushing Academy
4	Nahiem Alleyne	G	6-3	195	Fr.	Buford, Ga.	Mountain View
10	Jonathan Kabongo	G	6-4	195	So.	Toronto, Canada	Thornlea Secondary
11	Brendan Palmer	G	6-4	195	So.	Winston-Salem, N.C.	Forsythe Country Day
13	Grant Yates	F	6-8	210	So.	Gainesville, Va.	Battlefield/Christopher Newport
14	P.J. Horne	F	6-6	225	Jr.	Tifton, Ga.	Tift County
15	Jalen Cone	G	5-10	170	Fr.	Walkertown, N.C.	Walkertown
21	John Ojiako	F	6-10	240	Fr.	Lagos, Nigeria	Admiral Farragut
22	Keve Aluma	F	6-9	240	Jr.	Berlin, Md.	Stephen Decatur/Wofford
23	Tyrece Radford	G	6-1	205	r-Fr.	Baton Rouge, La.	McKinley
24	Branden Johnson	F	6-8	230	Gr.	Garfield Heights, Ohio	Garfield Heights/Alabama St.
25	Ryan Payne	F	6-8	220	Jr.	Mechanicsville, Va.	Hanover

PRONUNCIATIONS

Nahiem Alleyne	na-HEEM ah-LEAN	Jonathan Kabongo	kuh-BONGO
Keve Aluma	Kev-aye	Landers Nolley II	NAH-lee
Wabissa Bede	wa-BEE-sah BEE-dee	John Ojiako	OH-gee-ah-co
Hunter Cattoor	cuh-TOUR	Tyrece Radford	TIE-reese





2019-20 ACC Standings

#	Team	Overall	ACC	Pct.
1.	No. 6/5 Louisville	16-3	7-1	.842
2.	No. 5/6 Florida State	16-2	6-1	.889
3.	No. 8/8 Duke	16-3	6-2	.842
4.	Virginia Tech	14-5	5-3	.737
	NC State	14-5	5-3	.737
	Syracuse	12-7	5-3	.632
7.	Pitt	13-6	4-4	.684
	[RV/RV] Virginia	12-6	4-4	.667
	Clemson	10-8	4-4	.556
10.	Boston College	9-10	3-5	.474
11.	Georgia Tech	8-11	3-6	.421
12.	Notre Dame	11-7	2-5	.611
13.	Miami (Fla.)	10-8	2-6	.556
	Wake Forest	9-9	2-6	.500
15.	North Carolina	8-10	1-6	.444

2019-20 Preseason ACC Coaches' Poll

#	Team (First-place votes)	Points
1.	Duke (51)	1564
2.	North Carolina (19)	1493
3.	Louisville (29)	1448
4.	Virginia (12)	1405
5.	Florida State	1157
6.	NC State	1038
7.	Notre Dame	915
8.	Syracuse	910
9.	Miami (Fla.)	768
10.	Pitt	577
11.	Clemson	564
12.	Georgia Tech	437
13.	Boston College	382
14.	Virginia Tech	334
15.	Wake Forest	328

Preseason All-ACC Team

First Team

Jordan Nwora, Louisville, 95
 Tre Jones, Duke, 89
 Cole Anthony, North Carolina, 81
 John Mooney, Notre Dame, 51
 Mamadi Diakite, Virginia, 49

Second Team

Markell Johnson, NC State, 39
 Vernon Carey Jr., Duke, 19
 Chris Lykes, Miami, 18
 Garrison Brooks, North Carolina, 11
 Trent Forrest, Florida State, 11

Preseason ACC Freshman of the Year

Cole Anthony, North Carolina, 89
 Vernon Carey Jr., Duke, 8
 Wendell Moore Jr., Duke, 5
 Casey Morsell, Virginia, 3
 Cassius Stanley, Duke, 3
 Matthew Hurt, Duke, 3

Preseason ACC Player of the Year

Jordan Nwora, Louisville, 55
 Cole Anthony, North Carolina, 31
 Tre Jones, Duke, 19
 John Mooney, Notre Dame, 3
 Mamadi Diakite, Virginia, 2
 Markell Johnson, NC State, 1

A WIN WOULD

- Be Tech's sixth straight win over Boston College, extending its already longest winning streak over the Eagles, which dates back to 2016.
- Give the Hokies an impressive 4-1 record in ACC road games, something they've never done before since joining the ACC in 2004-05. They are 3-1 in ACC away contests this year, which ties the best start on the road in ACC play set in 2006-07. Tech lost in its fifth away game, losing to Boston College of all teams, ironically, 80-59.
- Make Tech coach Mike Young 1-0 versus Boston College and even against Jim Christian at 1-1.

NORTH CAROLINA WIN TIDBITS

- Marked Tech's second straight win over North Carolina in Blacksburg for just the second time in school history and first since 1917 and 1919.
- Marked Tech winning two out of its last three versus Carolina for the first time since 2006-07.
- Made Coach Young 2-2 record against the Tar Heels and Roy Williams.
- Gave the Hokies a 5-3 start to ACC play, marking the eighth time they have won five or more of their first eight league games since they joined the ACC in 2004-05.
- But, it was just the second time they've won at least five games through their first eight ACC contests over the last nine years (2011-present), with it happening last year with a 6-2 start.

RECAPPIN' NORTH CAROLINA

- Numerous players stood out for the Hokies vs. UNC, coming up big in clutch moments, as Carolina, which led for most of the game (39 minutes), let Tech take the lead in the first half (7-minute mark) and not again until the second overtime.
- But it took quite a bit to just even get to overtime, as Tech was trailing by seven points with four minutes left in regulation and held UNC to just one point those four minutes.
- Jalen Cone hit back-to-back 3-pointers to cut it one with three minutes to go and Carolina hit one free throw, setting up P.J. Horne to be the hero and make both from the line with 13 seconds left.
- Trailing by two with 40 seconds left in the first overtime, Tech's Landers Nolley drove and got a shot in the lane to fall to tie it up for overtime No. 2.
- Nolley would answer again to tie the game up with 23 seconds in the second OT with a reverse layup, then Tyrece Radford followed with a floater in the lane to make win it (0.4 seconds left).
- Six Hokies hit a 3-pointer as they hit 14 as team.

OVERTIME HISTORY LESSON

- With the Hokies playing in their first overtime game in 2019-20, it had been a while since they last played some 'free basketball'!
- The extra session marked the first time Tech played OT since the 2019 ACC Tournament in Charlotte against Florida State, a 65-63 loss.
- When the Tar Heels and Hokies went into double overtime, it marked the first time since 2017 versus Virginia, an 80-78 win, that it went into two OTs.
- And if Tyrece Radford's shot didn't fall, it would've gone into a third overtime for the first time for Tech since 1983, a four-point loss at West Virginia, 90-86.

COMEBACK KIDS

- Though it's been painful on the fans, with all the ups and downs that come with digging yourself out of a hole, the Hokies have found a way to do so in three of their last four ACC wins, facing double-digit deficits in three of those games and completing the comeback.
- The Hokies came back from a 12-point disadvantage against North Carolina on Wednesday. And then previously double-digit deficits two games in a row (at 'Cuse, vs. NC State), marking the first time doing so since 2017.
- Tech trailed 10-0 to start the NC State contest, then ripped off a 13-0 run to take a lead it would not relent.
- Earlier in the week at Syracuse, the 11-point deficit was Tech's largest comeback of the season and marked its biggest comeback since Nov. 18, 2018 versus then-No. 23 Purdue (12 points).
- The last time Tech had consecutive games of trailing by 10 or more and coming back to win was on Feb. 12, 2017 versus Virginia (14 points) and Feb. 14, 2017 against Pitt (13).
- Tech almost did it last Saturday versus Syracuse, trailing by as many as 16 and cutting it to a one-point game with 40 seconds left, but fell short.

SOMETHING CLICKED

- When Jalen Cone subbed in at the Carrier Dome on Jan. 7, he caught fire and hasn't slowed down since.
- Cone went on to score a career-high 19 points on 5-of-7 shooting, with two four-point plays.
- Since then, the 5-foot-10 guard is averaging 15.2 points and is shooting 51.1 percent over his last five games, way up from his season total of 8.2 points per game and 46.7 percent from the field. He has scored in double figures in all five games.
- So what clicked? Cone said in his postgame interview on ACC Network at Syracuse that he stayed patient and his confidence grew with each shot after preparing for moments like that.

THE ONE & ONLY, THE YOUNG HOKIES

- Only one team nationally has four freshmen that are averaging over eight points per game (minimum 10 games played) and that would be Tech.
- The Hokies are led by Landers Nolley (18.0 ppg), Nahiem Alleyne (9.6), Tyrece Radford (8.4) and Jalen Cone (8.2).

DON'T MESS WITH 'EM

- Tech is one of just three teams in the ACC to boast three (or more) freshmen that have had a 20-point game, with Landers Nolley (8), Nahiem Alleyne (2) and Tyrece Radford (1).
- The other two schools are Duke (Vernon Carey w/ 8, Tre Jones w/3, Cassius Stanley w/ 3, Matthew Hurt w/2, Joey Baker w/ 1) and UNC (Cole Anthony w/ 4, Armando Bacot w/ 3, Brandon Robinson w/2).

WEEKLY AWARDS AMONG BEST

- Landers Nolley has won the ACC Freshman of the Week award five times this season, which is the second most among high-major players.

Player	Conf.	Outright	Co
Kofi Cockburn (Illinois)	B1G	5	1
Landers Nolley (VT)	ACC	5	0
Justin Moore (Villanova)	BIG EAST	4	0
Isaiah Stewart (Washington)	Pac-12	4	0



LAST TIME TEAM...

Tech scored 100 points and won: 103-79, vs. Washington, 11-17-17
 Tech scored 100 points and lost: 100-104 2OT vs. Maryland, 2-27-10
 Tech played in overtime: 79-77, 2OT, vs. North Carolina, 1-22-20
 Tech played in consecutive overtime games: 82-77 vs. UAB, 11-28-15 & 79-81 vs. Northwestern, 12-1-15
 Tech played 2 OT: 79-77, 2OT, vs. North Carolina, 1-22-20
 Tech played 3 OT: 86-90 at WVU, 2-2-83
 Tech scored 100+ points: 100-64 vs. Delaware State, 11-20-19
 Tech scored 90-99 points: 92-37 vs. Maryland Eastern Shore, 12-29-19
 Tech scored 80-89 points: 80-70 at Wake Forest, 1-14-20
 Tech scored 70-79 points: 79-77 (2OT) vs. North Carolina, 1-22-20
 Tech scored 60-69 points: 69-71 vs. Syracuse, 1-18-20
 Tech scored 50-59 points: 58-64 vs. Virginia, 2-18-19
 Tech scored 40-49 points: 47-24 at NC State, 2-2-19
 Tech scored 30-39 points: 39-65 at No. 19/19 Virginia, 1-4-20
 Tech scored 20-29 points: 27-40 at McGuire Hospital, 2-2-46
 Tech scored 10-19 points: 16-45 at Virginia, 1-30-39
 Tech scored less than 10 points: 9-29 vs. North Carolina, 1-12-35
 Tech allowed 100+ points: 82-103 at North Carolina, 1-21-19
 Tech allowed 90-99 points: 77-90 vs. BYU, 11-27-19
 Tech allowed 80-89 points: 62-89 vs. Dayton, 11-26-19
 Tech allowed 70-79 points: 79-77 (2OT) vs. North Carolina, 1-22-20
 Tech allowed 60-69 points: 67-63 at Syracuse, 1-7-20
 Tech allowed 50-59 points: 72-58 vs. NC State, 1-11-20
 Tech allowed 40-49 points: 73-46 vs. Gardner-Webb, 12-15-19
 Tech allowed 30-39 points: 92-37 vs. Maryland Eastern Shore, 12-29-19
 Tech allowed 20-29 points: 47-24 at NC State, 2-2-19
 Tech allowed 10-19 points: 60-19 vs. Lynchburg College, 1-9-46
 Tech allowed less than 10 points: 28-9 vs. Hampden-Sydney, 1-17-23
 Tech scored at least 60 points in a half: 66, 2nd half, vs. The Citadel, 11-12-17
 Largest margin of victory: 83 points vs. Randolph Macon Academy, 87-4, 1-10-1911
 Largest margin of victory in an ACC game: 29 points vs. Wake Forest, 94-65, 1-15-11
 Tech defeated a ranked opponent on the road: 47-24 at No. 23/22 NC State, 2-2-19
 Tech defeated a ranked opponent at home: 77-72 vs. No. 3/2 Duke, 2-26-19
 Tech defeated a ranked opponent on a neutral court: 71-66 vs. No. 3 Michigan State, 11-25-19, Maui
 Tech defeated a defending national champion: 80-69 vs. North Carolina, 1-22-18
 Tech held opponent without a double-figure scorer: 65-47 vs. Miami, ACC Tournament, 3-12-09
 No Tech player scored in double figures: 41-57 vs. Temple, 2-25-96
 Tech had six players score in double figures: at Boston College, 2-25-17
 Tech had seven players score in double figures: vs. The Citadel, 12-17-16
 Tech did not make a 3-point field goal: at Providence, 2-1-03
 Tech's opponent did not make a 3-point field goal: at NC State, 2-10-10
 Tech did not shoot a free throw in the first half: vs. Lehigh, 11-16-19
 Tech did not shoot a free throw in the second half: vs. Virginia, 12-5-10
 Tech's opponent did not shoot a free throw: vs. VMI, 12-21-19
 Tech held an opponent under 10 points in a half: 9 points, vs. Eastern Michigan, 12-22-11
 Tech held an opponent under 20 points in a half: 12 points, vs. Coppin State, 11-8-19
 Tech had double figures in blocked shots: 13, 87-82, vs. West Virginia, 11-12-13
 Tech came back from a double-figure deficit to win: 12 points vs. North Carolina, 1-22-20
 Lost a double-digit lead: 12 points vs. No. 10/8 Duke, 12-6-19
 Tech led by 20 or more points at half time of a game: 23 points vs. Maryland Eastern Shore, 12-29-19
 Tech had 20-29 assists in a game: 20 vs. Maryland Eastern Shore, 12-29-19
 Tech had 30 or more assists: 36 vs. The Citadel, 11-12-17
 Tech won a neutral-court game (no tourney): 73-61 vs. Washington (Atlantic City, N.J.), 12-15-18
 Tech held a team under 20 percent from the field: 16.7% at NC State, 2-2-19
 Tech won an NCAA Tournament game: 67-58 vs. Liberty (NCAA Tournament), 3-24-19

LAST TIME PLAYER...

A Tech player recorded a triple-double: Chris Clarke (13 pts./12 rebs./10 ast.) vs. The Citadel, 12-17-16
 Two Tech players recorded double-doubles in a game: Kerry Blackshear Jr. (22 pts./15 rebs.) & Chris Clarke (15 pts./10 rebs.) vs. The Citadel, 11-12-17
 Two Tech players recorded double-doubles in consecutive games: vs. UNC, ACC Tournament, 3-13-09 and vs. Duquesne, NIT, 3-18-09
 Tech player had five or more steals: Nickeil Alexander-Walker (6) vs. Miami (Fla.), 1-30-19
 Tech player had 10 or more assists in a game: Wabissa Bede (10) vs. Delaware State, 11-20-19
 Tech player had 20 or more rebounds in a game: Jeff Allen (21) vs. Longwood, 12-14-08
 Two Tech players had double figures in rebounds: Kerry Blackshear Jr. (15 rebs.) & Chris Clarke (10 rebs.) vs. The Citadel, 11-12-17
 Two Tech players had five or more assists: Wabissa Bede (6) & Tyrece Radford (5) vs. UMES 12-29-19
 Three Tech players had five or more assists: Chris Clarke (10) Justin Robinson (6), Seth Allen (6) vs. The Citadel, 12-17-16
 Four Tech players had five or more assists: Kerry Blackshear (8), Devin Wilson (7), Justin Robinson (7), Chris Clarke (5) vs. The Citadel, 11-12-17
 Three Tech players had five or more 3-pointers: Nahiem Alleyne (5), Jalen Cone (5), Isaiah Wilkins (5) vs. Delaware State, 11-20-19
 Two Tech players scored 20 or more points: Landers Nolley II (21 points) & Tyrece Radford (21 points) at Wake Forest, 1-14-20
 Three Tech players scored 20 or more points: Nickeil Alexander-Walker (25 points), Ahmed Hill (23 points) and Justin Robinson (23 points) vs. Purdue, 11-18-18
 Same two Tech players scored 20 or more points in consecutive games: Nickeil Alexander-Walker & Kerry Blackshear Jr., 11-10 & 11-12-17
 Tech freshman scored 20 or more points in a game: 21, Landers Nolley II & Tyrece Radford, at Wake Forest, 1-14-20
 Two Tech freshmen scored in double figures in a game: Landers Nolley (22 points), Jalen Cone (18) and Nahiem Alleyne (11) vs. North Carolina, 1-22-20
 Three Tech freshmen scored in double figures in a game: Landers Nolley (22 points), Jalen Cone (18) and Nahiem Alleyne (11) vs. North Carolina, 1-22-20
 Four Tech freshmen scored in double figures in a game: Landers Nolley II (21 points), Tyrece Radford (21) Jalen Cone (15) and Nahiem Alleyne (10) at Wake Forest, 1-14-20
 Tech player scored 30-39 points in a game: 30, Landers Nolley at Clemson, 11-5-19
 Tech player scored 40-49 points in a game: 41, Dorenzo Hudson vs. Seton Hall, 1-2-10
 Tech player scored 50+ points in a game: 51, Binbo Coles vs. Southern Miss., 2-6-88
 Tech player had consecutive double-doubles: Kerry Blackshear Jr., 2-18-19, 2-23-19 & 2-26-19
 Tech player had three consecutive double-doubles: Kerry Blackshear Jr., 2-18-19, 2-23-19 & 2-26-19
 Tech freshman had consecutive double-doubles: Kerry Blackshear Jr., 12-13-15 & 12-19-15
 Tech allowed a triple-double: Dennis Smith Jr. (27 pts., 11 rebs., 11 assists), at NC State, 1-4-17
 Tech had a walk-on score in double figures: Christian Beyer, 13 pts., vs. Alabama A&M, 12-14-14

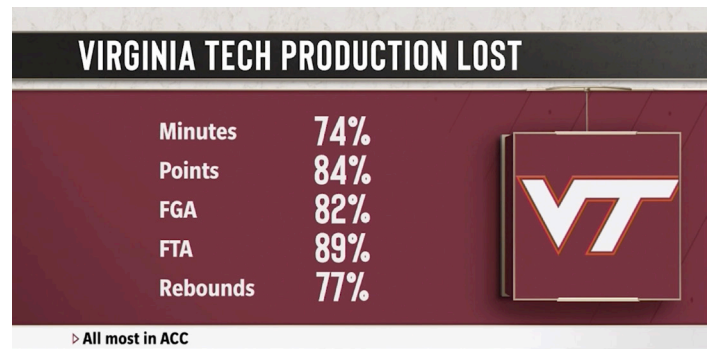
What's a Hokie?



The answer leads all the way back to 1896 when Virginia Agricultural and Mechanical College changed its name to Virginia Polytechnic Institute. With the change came the necessity for writing a new cheer and a contest for such a purpose was held by the student body.

Senior O.M. Stull won first prize for his "Hokie" yell which is still used today. Later, when asked if "Hokie" had any special meaning, Stull explained the word was solely the product of his imagination and was used only as an attention-getter for his yell. It soon became a nickname for all Tech teams and for those people loyal to Tech athletics.

The official university school colors - Chicago Maroon and Burnt Orange - also were introduced in 1896. The colors were chosen by a committee because they made a 'unique combination' not worn elsewhere at the time. The official definition of "hokie" is "a loyal Virginia Tech Fan".



'19 CLASS OF HIGH-MAJOR COACHES

- Out of the seven high-major conferences (ACC, American, BIG EAST, B1G, Big 12, Pac-12 and SEC), there are 14 new head coaches for the 2019-20 season.
- Virginia Tech coach Mike Young is just one of six coaches that were a mid-major coach to jump up to the big leagues, joining Alabama's Nate Oats (Buffalo), Arkansas' Eric Musselman (Nevada), Tulane's Ron Hunter (Georgia State) and Washington State's Kyle Smith (San Francisco).
- Of the 14 new coaches, Young was the longest-tenured coach to leave, following his 17-year stint as the head guy at Wofford.
- The NBA saw three of its coaches jump into the college ranks, with Michigan's Juwon Howard (Miami Heat), Nebraska's Fred Hoiberg (Chicago Bulls) and Vanderbilt's Jerry Stackhouse (Memphis Grizzlies).
- In this cycle, only one assistant coach was promoted from within and that was Temple's Aaron McKie, who served as an assistant under Fran Dunphy for five seasons in Philadelphia.
- While former Hokie coach Buzz Williams, who is now at Texas A&M, was one of just two coaches this offseason to jump ship and go high-major for high-major, with UCLA's Mick Cronin (Cincinnati) being the other.
- A full breakdown of the 14 coaches this cycle is below, with the SEC welcoming the most among the seven leagues with four. The Big 12 was the lone conference not to have a new head coach this offseason.

School	Name	Previous Team
Alabama	Nate Oats	Buffalo (HC)
Arkansas	Eric Musselman	Nevada (HC)
Cal	Mark Fox	*Georgia (HC)
Cincinnati	John Brannen	Northern Kentucky (HC)
Michigan	Juwon Howard	Miami Heat (NBA Assistant)
Nebraska	Fred Hoiberg	Chicago Bulls (NBA HC)
St. John's	Mike Anderson	Arkansas (HC)
Temple	Aaron McKie	Temple (Assistant)
Texas A&M	Buzz Williams	Virginia Tech (HC)
Tulane	Ron Hunter	Georgia State (HC)
UCLA	Mick Cronin	Cincinnati (HC)
Vanderbilt	Jerry Stackhouse	Memphis Grizzlies (NBA Assistant)
Virginia Tech	Mike Young	Wofford (HC)
Washington State	Kyle Smith	San Francisco (HC)

* Coach Mark Fox last coached Georgia in 2017-18.



RECORD WHEN...

Leading at the half:	11-2
Trailing at the half:	3-3
Tied at the half:	0-0
Playing Overtime:	1-0
Shooting 50% or better:	2-1
Shooting between 40-49.9%:	6-3
Shooting less than 40%:	5-1
Opponents shoot 50% or better:	0-2
Opponents shoot less than 50%:	14-3
VT outrebounds its opponent:	7-0
Opponent outrebounds VT:	7-5
Teams are tied in rebounds:	0-0
VT shoots 70% FT or better:	9-1
VT shoots less than 70% FT:	5-4
Scoring less than 50 points:	0-1
Scoring 50-59 points:	0-0
Scoring 60-69 points:	4-3
Scoring 70-79 points:	6-1
Scoring 80-89 points:	2-0
Scoring 90 or more points:	2-0
Allowing less than 30 points:	0-0
Allowing 30-39 points:	1-0
Allowing 40-49 points:	2-0
Allowing 50-59 points:	5-0
Allowing 60-69 points:	4-1
Allowing 70-79 points:	3-1
Allowing 80-89 points:	0-1
Allowing 90 or more points:	0-1
Game decided by 1-4 points or OT:	2-1
Game decided by 5-10 points:	5-0
Game decided by 11+ points:	7-4
Playing in the morning:	0-0
Playing at night:	9-2
Playing in the afternoon:	5-3
Playing on Monday:	1-0
Playing on Tuesday:	3-1
Playing on Wednesday:	4-1
Playing on Thursday:	0-0
Playing on Friday:	1-1
Playing on Saturday:	3-2
Playing on Sunday:	2-0
Playing in November:	6-2
Playing in December:	4-1
Playing in January:	4-2
Playing in February:	0-0
Playing in March:	0-0

LAST TIME OUT VS. BOSTON COLLEGE



Official Basketball Box Score -- Game Totals -- Final Statistics
Boston College vs Virginia Tech
 01/05/19 12:00 pm at



Boston College 66 • 9-4, 0-1 ACC

##	Player	Total			3-Ptr			Rebounds			PF	TP	A	TO	Blk	Stl	Min
		FG	FGA	FT	FTA	FG	FGA	FT	FTA	Off							
21	Nik Popovic	f	4-5	1-1	2-2	2	4	6	5	11	0	2	0	2	25		
41	Steffon Mitchell	f	0-1	0-1	0-0	1	1	2	3	0	1	0	1	0	16		
00	Ky Bowman	g	4-14	2-8	4-4	1	6	7	3	14	5	5	0	2	40		
04	Chris Herren Jr.	g	0-3	0-3	2-2	1	0	1	5	2	1	0	0	0	22		
25	Jordan Chatman	g	4-11	0-6	10-13	0	1	1	4	18	2	2	0	0	30		
01	Jairus Hamilton		4-7	4-6	1-2	0	3	3	1	13	1	1	0	0	30		
03	Jared Hamilton		3-7	1-2	1-2	0	4	4	1	8	0	2	1	0	29		
11	Vin Baker Jr.		0-0	0-0	0-0	0	0	0	0	0	0	0	0	0	2		
12	Johncarlos Reyes		0-0	0-0	0-0	0	1	1	0	0	0	0	0	0	6		
	Team					0	0	0									
	Totals		19-48	8-27	20-25	5	20	25	22	66	10	12	2	4	200		

FG % 1st Half:	9-21	42.9%	2nd half:	10-27	37.0%	Game:	19-48	39.6%	Deadball
3FG % 1st Half:	5-13	38.5%	2nd half:	3-14	21.4%	Game:	8-27	29.6%	Rebounds
FT % 1st Half:	9-11	81.8%	2nd half:	11-14	78.6%	Game:	20-25	80.0%	0

Virginia Tech 77 • 13-1, 2-0 ACC

##	Player	Total			3-Ptr			Rebounds			PF	TP	A	TO	Blk	Stl	Min
		FG	FGA	FT	FTA	FG	FGA	FT	FTA	Off							
24	Kerry Blackshear Jr.	f	6-7	0-0	8-9	2	5	7	4	20	0	2	0	0	26		
03	Wabissa Bede	g	1-4	1-3	0-0	0	3	3	2	3	3	0	0	2	30		
04	N. Alexander-Walker	g	9-14	2-5	5-7	2	1	3	3	25	0	3	2	2	37		
05	Justin Robinson	g	4-10	0-2	4-5	1	7	8	3	12	5	2	0	1	30		
13	Ahmed Hill	g	1-9	0-5	2-2	1	4	5	3	4	3	1	0	0	38		
01	Isaiah Wilkins		1-2	1-1	0-0	1	0	1	1	3	0	2	0	0	6		
14	P.J. Horne		1-2	0-0	2-2	1	2	3	1	4	0	0	0	0	14		
42	Ty Outlaw		2-6	2-6	0-0	0	1	1	1	6	2	1	0	0	19		
	Team					2	6	8									
	Totals		25-54	6-22	21-25	10	29	39	18	77	13	11	2	5	200		

FG % 1st Half:	10-27	37.0%	2nd half:	15-27	55.6%	Game:	25-54	46.3%	Deadball
3FG % 1st Half:	4-13	30.8%	2nd half:	2-9	22.2%	Game:	6-22	27.3%	Rebounds
FT % 1st Half:	6-6	100.0	2nd half:	15-19	78.9%	Game:	21-25	84.0%	3

Officials: Jerry Heater, Don Daily, Pat Driscoll
 Technical fouls: Boston College-None. Virginia Tech-Justin Robinson.
 Attendance: 7009
 2018-19 Men's Basketball. Round: 0. Boston College vs Virginia Tech. Played at

Score by periods	1st	2nd	Total
Boston College	32	34	66
Virginia Tech	30	47	77

	In	Off	2nd	Fast	Bench
	Paint	T/O	Chance	Break	
BC	14	16	1	4	21
VT	36	8	8	15	13

Last FG - BC 2nd-02:13, VT 2nd-00:43.
 Largest lead - BC by 5 1st-01:49, VT by 16 2nd-07:47.
 BC led for 10:31. VT led for 27:17. Game was tied for 01:41.
 Score tied - 3 times.
 Lead changed - 4 times.

TEAM AVERAGES

- The Hokies own most categories over the Eagles, including averaging more than seven points per game.
- Tech shares the rock quite a bit better, getting roughly three more assists per game.
- BC is better for blocks and steals per game.

KenPom Ranking	171	57
Points per game	64.4	72.2
Field-goal percentage	40.1	43.6
3-point percentage	29.3	37.4
Free-throw percentage	66.6	70.3
Rebounds per game	33.2	35.6
Assists per game	12.6	15.8
Blocks per game	2.8	2.7
Steals per game	8.7	5.8
Points allowed per game	68.1	63.1
Defensive field-goal percentage	43.2	40.2
Defensive 3-point percentage	34.2	30.4
Rebound margin	-5.7	-0.2
Assist/turnover ratio	0.9	1.7

LAST TIME OUT VS. BOSTON COLLEGE

- Trailing by two points at halftime in Blacksburg, the Hokies woke up in the second half and got it going, outscoring Boston College by 13 points in the second frame to go on and win by double-digits, 77-66.
- Tech got out in transition quite a bit, winning the fastbreak battle 15-4, and got it done inside as well, outscoring BC 36-14 in the paint. Both times got to the line at will and converted, with each shooting over 80 percent from the charity stripe.
- Two Hokies scored in the 20-point range, with Nickeil Alexander-Walker (now with the Pelicans) having 25 points and Kerry Blackshear Jr. (now with Florida) owning 20 points.
- Current Hokies Wabissa Bede, P.J. Horne and Isaiah Wilkins combined for 10 points.

SCOUTING BOSTON COLLEGE

- The Eagles are coming off a heartbreaking two-point loss at Pitt (13-6, 4-4) this past Wednesday, despite having four players in double figures. BC was down 10 points with four minutes left and tied it up after a Derryck Thornton layup with 12 seconds remaining, but Pitt hit a shot with four seconds left to win it 74-72.
- Jim Christian enters his sixth season as the head coach in Chestnut Hill, following time as the head coach at Ohio and Kent State, racking up the best winning percentage in MAC history (.700). With BC, Christian developed one of the better scorers in the ACC in recent memory in Ky Bowman.
- Boston College is paced by Steffon Mitchell, who is second in the ACC in offensive rebounds per game with 3.22, and Thornton, who owns a team-high 12.8 points and team-best 3.59 assists per game.
- The top two things the Eagles do in the national rankings are commit very few fouls, averaging just 15.6 per game to rank 56th nationally, and swipe quite a few steals, owning 8.7 steals a game to rank 27th and third in the ACC.



COMING OUT OF TIMEOUTS

- Tech has gotten off to slow starts - hence the double-digit deficits in three of its last five games in the first half - as of late, but a key timeout has spurred the squad.
- With two minutes to go before halftime in the away Syracuse game, Tech faced its biggest deficit of the entire game at 11 points. After a quick timeout by Coach Young, the Hokies went on a 6-0 run make it a five-point game right before half.
- In similar fashion in its next game, Tech was down 10-0 to start the matchup with the Wolfpack, causing Young to burn a timeout at the 16:23 mark.
- And once again, the Hokies ripped off a run (13-0) to put the game back in the balance.
- Against 'Cuse last Saturday at home, Tech was down 14 at the 4:45 mark in the first half, causing the Hokies to take a timeout. They proceeded on an 8-2 run heading into halftime, getting the game back in the balance with a single-digit deficit (36-28).

DUO THAT CAN SCORE

- When redshirt freshmen Tyrece Radford and Landers Nolley each dropped 21 points on Wake Forest on Jan. 14, it marked the first time two Hokies had 20-point outings in the same game since Jan. 5, 2019.
- On that day, Kerry Blackshear Jr. (now with Florida) and Nickeil Alexander-Walker (now with the Pelicans) both had 20-plus versus Boston College.
- During that span, 37 games had passed before Radford and Nolley accomplished the feat.

FIVE-SPOT

- The Hokies are the only high-major school (87 total) to boast three players that have had at least two games of making five or more 3s, with Jalen Cone, who had six triples in Tech's most recent game (UNC on Jan. 22), Nahiem Alleyne and Landers Nolley.

20 LIKE IT'S NOTHIN'

- Only 21 players in high-major conferences have racked up seven or more 20-point games this season, including Tech's Landers Nolley.
- Of the 21, three reside in the ACC with Landers Nolley having his most recent one versus UNC.

Player	20+ G	PPG	GP
Jordan Nwora (Louisville)	10	19.1	19
Vernon Carey Jr. (Duke)	8	16.9	19
Landers Nolley (Virginia Tech)	8	18.0	19

EFFICIENT AS THEY GET

- If you throw minimums out the window (at least 20% of possessions used, eg.), redshirt freshman Tyrece Radford ranks No. 1 in the country in offensive efficiency rating with a 138.9 clip, according to KenPom. He is shooting a team-high 63.6 percent.

SHARING IS CARING

- When the Hokies assisted on 20 of 21 made field goals in their win at Syracuse on Jan. 7, it marked the second-highest assist percentage (95.2%) in a DI game this season.

DIAPER DANDIES

- The ACC has arguably the best two scorers in the nation among the freshman class, with Duke and Tech being in the mix.
- The Hokies' Landers Nolley and the Blue Devils' Vernon Carey Jr. are in the top five.

Player	PPG	PTS	GP
Anthony Edwards (Georgia)	18.9	341	18
Isaiah Stewart (Washington)	18.0	360	20
Landers Nolley (VT)	18.0	342	19
Jordyn Adams (Austin Peay)	17.3	346	20
Onyeka Okongwu (USC)	17.2	310	18

THE FIRST

- Since the Hokies joined in the ACC in 2004, Mike Young became the first Tech coach to win two of his first three road games.
- Young earned wins on the road at Clemson on Nov. 5 in the season opener and at Syracuse Jan. 7.

Coach	W	L
Mike Young (2019-20)	at CLEM, at 'Cuse	at UVA
Buzz Williams (2014-15)	at FSU, at UoFL, at UNC	
James Johnson (2012-13)	at Miami (Fla.)	at ND, at UVA
Seth Greenberg (2004-05)	at GT	at Duke, at FSU

DON'T MAKE 'EM LIKE ME ANYMORE

- Landers Nolley is a rare breed when it comes to his stat line, as he is one of only four high-major players to average more than 18.0 points, 5.5 rebounds and 2.5 assists per game.
- He is one of 15 total players nationally with those averages as well.

Player	PTS	REB	AST
Tres Tinkle (Oregon State)	19.6	7.0	3.7
Timmy Allen (Utah)	19.4	7.6	2.5
Mason Jones (Arkansas)	18.3	6.2	3.5
Landers Nolley (Virginia Tech)	18.0	5.7	2.7

ONE OF THE BEST IN 2019

- Tech coach Mike Young fielded one of the better records in the 2019 calendar year, sitting tied for second in Division I versus Division I games.
- Young racked up 20 wins at Wofford, getting 16 in conference play, three in the SoCon tourney and one in the NCAA Tournament, while 10 Ws at Tech.

Coach	Team(s)	R	WP
Mark Few	Gonzaga	33-3	.917
Mike Young	Virginia Tech/Wofford	30-4	.882
Ritchie McKay	Liberty	30-4	.882
Tony Bennett	Virginia	33-5	.868
Mike Krzyzewski	Duke	32-6	.842

STARTERS GAME-BY-GAME

Opponent	Date	Guard	Guard	Guard	Guard	Forward	First off the Bench
Clemson (W, 67-60)	Nov. 5	Wabissa Bede	Hunter Cattoor	Isaiah Wilkins	Landers Nolley II	P.J. Horne	Tyrece Radford
Coppin State (W, 74-42)	Nov. 8	Wabissa Bede	Nahiem Alleyne	Isaiah Wilkins	Landers Nolley II	P.J. Horne	4 Players
USC Upstate (W, 80-57)	Nov. 13	Wabissa Bede	Nahiem Alleyne	Tyrece Radford	Landers Nolley II	P.J. Horne	2 Players
Lehigh (W, 79-53)	Nov. 16	Wabissa Bede	Nahiem Alleyne	Tyrece Radford	Landers Nolley II	P.J. Horne	3 Players
Delaware State (W, 100-64)	Nov. 20	Wabissa Bede	Nahiem Alleyne	Tyrece Radford	Landers Nolley II	P.J. Horne	Isaiah Wilkins
No. 3/3 Michigan St. (W, 71-66)	Nov. 25	Wabissa Bede	Nahiem Alleyne	Tyrece Radford	Landers Nolley II	P.J. Horne	2 players
Dayton (L, 89-62)	Nov. 26	Wabissa Bede	Nahiem Alleyne	Tyrece Radford	Landers Nolley II	P.J. Horne	2 players
BYU (L, 90-77)	Nov. 27	Wabissa Bede	Nahiem Alleyne	Tyrece Radford	Landers Nolley II	P.J. Horne	Hunter Cattoor
No. 10/8 Duke (L, 77-63)	Dec. 6	Wabissa Bede	Nahiem Alleyne	Tyrece Radford	Landers Nolley II	P.J. Horne	3 players
Chattanooga (W, 63-58)	Dec. 11	Wabissa Bede	Nahiem Alleyne	Tyrece Radford	Landers Nolley II	P.J. Horne	2 players
Gardner-Webb (W, 73-46)	Dec. 15	Wabissa Bede	Nahiem Alleyne	Tyrece Radford	Landers Nolley II	P.J. Horne	Hunter Cattoor
VMI (W, 64-55)	Dec. 21	Wabissa Bede	Nahiem Alleyne	Tyrece Radford	Landers Nolley II	P.J. Horne	Hunter Cattoor
UMES (W, 92-37)	Dec. 29	Wabissa Bede	Nahiem Alleyne	Tyrece Radford	Landers Nolley II	P.J. Horne	John Ojiako
No. 19/19 Virginia (L, 65-39)	Jan. 4	Wabissa Bede	Nahiem Alleyne	Tyrece Radford	Landers Nolley II	P.J. Horne	3 players
Syracuse (W, 67-63)	Jan. 7	Wabissa Bede	Nahiem Alleyne	Tyrece Radford	Landers Nolley II	P.J. Horne	Hunter Cattoor
NC State (W, 62-58)	Jan. 11	Wabissa Bede	Nahiem Alleyne	Tyrece Radford	Landers Nolley II	P.J. Horne	2 players
Wake Forest (W, 80-70)	Jan. 14	Wabissa Bede	Hunter Cattoor	Tyrece Radford	Landers Nolley II	P.J. Horne	2 players
Syracuse (L, 71-69)	Jan. 18	Wabissa Bede	Jalen Cone	Tyrece Radford	Landers Nolley II	P.J. Horne	Nahiem Alleyne
North Carolina (W, 79-77 2OT)	Jan. 22	Wabissa Bede	Jalen Cone	Tyrece Radford	Landers Nolley II	P.J. Horne	4 Players



HOME SWEET HOME

- Wrapping up nonconference play with a win over Maryland Eastern Shore, the Hokies extended their home nonconference winning streak to 32 games, which is a school record.
- Tech is in elite company among high-major schools, sitting with the fourth-best win streak.

Team	Conference	Streak
Butler	BIG EAST	58
Texas Tech	Big 12	54
Florida State	ACC	37
Virginia Tech	ACC	32
Auburn	SEC	28

VERY FEW MISCUES

- Over the last 10 seasons in Division I, there have been 80 games when a team commits two or less turnovers, including Tech's most recent game against Maryland Eastern Shore. It's only happened four times this season.
- Tech played 35 minutes of turnover-free basketball before it coughed up its first miscue, as it was on pace to be just the second team in the last decade to complete a game with zero TOs (Wisconsin, 2015 vs. Iowa).

BENCH MAKING STRIDES

- After Tech's bench was essentially non-existent versus Chattanooga on Dec. 11 (season-low five points), it woke up and ripped off three straight games of scoring 30 or more points on Dec. 15, 21 and 29.
- During that stretch, the Hokies' reserves averaged 40.3 points per game after scoring a combined 121 points, including tying a season-high 49 vs. UMES.
- Tech's bench is made up of four players, with three of the four being freshmen.
- In ACC play, the Hokies' bench is averaging 17.9 points per game, with an ACC-high of 27 points at Syracuse on Jan. 7.

FRESHMEN LEADING THE CHARGE

- Tech has had its freshmen carry the load this year, with the Hokies ranking fourth nationally in highest percentage of minutes played by freshmen (63.2%) and second among high-majors (No. 20/20 Memphis).
- The Hokies also rank second nationally in percentage of points scored by freshmen (74.1%), which is first among high-major conference teams.

FRESHIES BEYOND THE ARC

- There is only one school that has four freshmen that have made at least 25 3-pointers this season.
- The Hokies are the lone program, with Elon (CAA) and Merrimack (NEC) being the only two teams that have three freshmen with 25 triples or more.

Player	Team	Year	3s
Landers Nolley	Virginia Tech	r-Fr.	53
Jalen Cone	Virginia Tech	Fr.	40
Nahiem Alleyne	Virginia Tech	Fr.	32
Hunter Cattoor	Virginia Tech	Fr.	28

NOT CLOSE

- Junior Wabissa Bede is head and shoulders above the rest of the ACC's guards in assist/turnover ratio.
- From great decision making to knowing when to make the extra pass, the Massachusetts native's average is greater than one than the next best with those that have minimum 100 assists.

Player	A	TO	G	A/T/R
Wabissa Bede (VT)	120	30	19	4.00
Tre Jones (Duke)	115	50	17	2.30
Markell Johnson (NC State)	119	56	18	2.13

TEAM GAME-BY-GAME

Opponent	Date	Score		FG-FGA	PCT	3FG-FGA	PCT	FT-FTA	PCT	OFF	DEF	TOT	AVG	PF	A	T/O	BLK	STL	PTS	AVG
at Clemson	11/05/19	67-60	W	22-57	.386	9-27	.333	14-20	.700	9	35	44	44.0	15	11	13	1	4	67	67.0
Coppin St.	11/08/19	74-42	W	27-61	.443	11-33	.333	9-12	.750	5	44	49	46.5	13	17	15	5	7	74	70.5
USC Upstate	11/13/19	80-57	W	31-58	.534	13-27	.481	5-7	.714	6	25	31	41.3	11	19	8	6	6	80	73.7
Lehigh	11/16/19	79-53	W	31-65	.477	14-37	.378	3-4	.750	12	24	36	40.0	8	19	10	4	8	79	75.0
Delaware St.	11/20/19	100-64	W	35-62	.565	21-37	.568	9-14	.643	9	32	41	40.2	13	29	11	3	4	100	80.0
vs Michigan St.	11/25/19	71-66	W	23-52	.442	10-21	.476	15-22	.682	8	19	27	38.0	16	16	9	6	8	71	78.5
vs Dayton	11/26/19	62-89	L	22-51	.431	8-21	.381	10-18	.556	4	17	21	35.6	19	13	10	3	7	62	76.1
vs BYU	11/27/19	77-90	L	31-58	.534	11-22	.500	4-7	.571	4	24	28	34.6	13	14	8	2	1	77	76.3
Duke	12/06/19	63-77	L	27-56	.482	5-20	.250	4-6	.667	7	24	31	34.2	6	12	14	2	2	63	74.8
Chattanooga	12/11/19	63-58	W	23-59	.390	6-21	.286	11-14	.786	13	23	36	34.4	10	12	7	2	5	63	73.6
Gardner-Webb	12/15/19	73-46	W	25-57	.439	13-32	.406	10-15	.667	6	36	42	35.1	14	15	9	0	7	73	73.5
VMI	12/21/19	64-55	W	21-61	.344	7-26	.269	15-24	.625	13	22	35	35.1	8	14	7	3	9	64	72.8
UMES	12/29/19	92-37	W	32-72	.444	12-31	.387	16-19	.842	19	34	53	36.5	9	20	2	4	7	92	74.2
at Virginia	01/04/20	39-65	L	13-48	.271	4-25	.160	9-11	.818	5	20	25	35.6	12	6	13	0	7	39	71.7
at Syracuse	01/07/20	67-63	W	21-50	.420	10-36	.278	15-21	.714	8	25	33	35.5	18	20	11	0	6	67	71.4
NC State	01/11/20	72-58	W	22-59	.373	9-22	.409	19-21	.905	7	34	41	35.8	14	13	8	3	6	72	71.4
at Wake Forest	01/14/20	80-70	W	27-55	.491	9-25	.360	17-29	.586	5	27	32	35.6	24	13	9	4	11	80	71.9
Syracuse	01/18/20	69-71	L	25-59	.424	15-37	.405	4-8	.500	7	26	33	35.4	14	22	7	1	1	69	71.8
North Carolina	01/22/20	79-77	Wot	24-65	.369	14-37	.378	17-21	.810	8	31	39	35.6	17	16	9	3	4	79	72.2
Total		1371		482-1105	.436	201-537	.374	206-293	.703	155	522	677	35.6	254	301	180	52	110	1371	72.2
Opponents		1198		447-1112	.402	150-494	.304	154-228	.675	168	512	680	35.8	287	242	233	48	74	1198	63.1

Team Averages

Games Played	Points/game	FG Pct	3FG Pct	FT Pct	Rebounds/game	Assists/game	Turnovers/game	Assist/Turnover ratio	Steals/game	Blocks/game
19	72.2	43.6	37.4	70.3	35.6	15.8	9.5	1.7	5.8	2.7



ANOTHER ONE

- Landers Nolley earned his fifth ACC Freshman of the Week on Jan. 13, which is the most by a Tech freshman since the school joined the league in '04.
- He averaged 21 points, six rebounds and 2.5 assists per game two weeks ago vs. 'Cuse and NC State.
- It hasn't been that long since an ACC freshman has won the award five times, with Duke's Zion Williamson and North Carolina's Coby White each winning it five times last year.
- The record for most times winning it is 10, with North Carolina's Tyler Hansbrough (2005-06), Georgia Tech's Kenny Anderson (1989-90) and Duke's Jabari Parker (2013-14) all being tied with 10.

CHECKING IN ON NET

- The NET rankings came out on Monday, Dec. 16 and the Hokies were at No. 62. Tech is 2-4 against quadrant I teams this year and went 4-9 last year.
- Tech's best win of the season came against then-No. 3/3 Michigan State, which ranks eighth in NET.
- As of Friday Jan. 24, Tech sits at No. 44.
- Last season, the Hokies, after making a run to the Sweet 16, finished in the final NET rankings at 12.
- Ironically, Wofford, which was coached by Mike Young, came in two spots below at No. 14.

RECAPPIN' THE MSU WIN

- The win over then-No. 3/3 Michigan State in Maui marked coach Mike Young's first ranked win at Tech, his first win over coach Tom Izzo and the Hokies' first-ever victory over Michigan State.
- It was Tech's second straight win over a ranked Big Ten team, ironically, following its win over then-No. 23/22 Purdue last season at the Charleston Classic in the title game.
- Marked Tech's second straight game of coming up with a win against the AP's No. 3 team, which it hadn't done since 1962 (Kentucky) and '64 (Vandy).
- First win over a top-10 team during a nonconference game since Dec. 3, 1983 vs. No. 7 NC State and its first over a top-five team since Dec. 12, 1964 vs. No. 3 Vanderbilt.

ACC REPPIN' WELL

- When the Hokies took down then-No. 3/3 Michigan State in Maui, they joined two other ACC teams that have taken down a top-10 foe, joining then-No. 4/4 Duke over then-No. 3/3 Kansas and then-[RV/RV] Florida State over then-No. 6/6 Florida.
- However, Tech was the only team of the three to not be in either (AP, Coaches) Top 25 poll or receiving votes, thus the biggest upset.

Team	Opponent	Score	Location
Virginia Tech	#3/3 Michigan St.	71-66	Maui
#4/4 Duke	#3/3 Kansas	68-66	New York
[RV/RV] Florida St.	#6/6 Florida	63-51	Gainesville

RAINING 3s

- To say the Hokies have been pretty good from downtown might be an understatement.
- On Nov. 20, they broke two records with their 21 triples against Delaware State in Blacksburg.
- The school record, which stood at 18 against Central Connecticut State on Dec. 1, 2018, fell, while the ACC record of 20 set by Florida State against Maine on Dec. 8, 2007, was broken too.
- And, to top it off, Tech did its feat of 21 with a longer way to go, with the new 3-point line distance put into play this season.

Team	3FG	ATT	%	3 Line
Virginia Tech (2019-20)	21	37	56.8	22'1¼"
Florida State (2007-08)	20	35	57.1	19'9"
Virginia Tech (2018-19)	18	33	54.5	20'9"

CARRY THE LOAD

- When Tech had three players (Jalen Cone, Nahiem Alleyne, Isaiah Wilkins) hit five 3-pointers against Delaware State, it marked the first time that three players have hit at least four 3s in a game since Nov. 17, 2017, when Tech beat Washington 103-79 in Madison Square Garden.
- It also was the first time in at least a decade Tech had three players with five triples to their name.
- It marked the first time a high-major has had three players with five or more 3s in a game since March 4, 2019, when Virginia had Kyle Guy (8), De'Andre Hunter (5) and Ty Jerome (5) accomplished the feat against Syracuse in the Dome.

OPPONENT GAME-BY-GAME

Opponent	Date	Score	W/L	Total		3-Pointers		Free throws		Rebounds				PF	A	TO	BLK	STL	PTS	AVG
				FG-FGA	PCT	3FG-FGA	PCT	FT-FTA	PCT	OFF	DEF	TOT	AVG							
at Clemson	11/05/2019	67-60	W	22-64	.344	7-29	.241	9-15	.600	8	28	36	36.0	16	9	8	2	4	60	60.0
Coppin St.	11/08/2019	74-42	W	14-71	.197	6-39	.154	8-11	.727	15	30	45	40.5	14	6	16	1	8	42	51.0
USC Upstate	11/13/2019	80-57	W	20-53	.377	3-25	.120	14-18	.778	10	23	33	38.0	10	8	13	2	3	57	53.0
Lehigh	11/16/2019	79-53	W	21-53	.396	7-22	.318	4-5	.800	8	20	28	35.5	9	14	19	1	5	53	53.0
Delaware St.	11/20/2019	100-64	W	26-62	.419	9-27	.333	3-7	.429	7	19	26	33.6	12	15	12	1	5	64	55.2
vs Michigan St.	11/25/2019	71-66	W	24-59	.407	8-23	.348	10-14	.714	17	26	43	35.2	20	13	16	2	3	66	57.0
vs Dayton	11/26/2019	62-89	L	35-55	.636	11-24	.458	8-14	.571	8	30	38	35.6	21	22	14	1	2	89	61.6
vs BYU	11/27/2019	77-90	L	32-59	.542	17-34	.500	9-11	.818	4	25	29	34.8	16	22	6	2	3	90	65.1
Duke	12/06/2019	63-77	L	30-63	.476	7-26	.269	10-10	1.000	8	24	32	34.4	11	14	7	4	8	77	66.4
Chattanooga	12/11/2019	63-58	W	22-53	.415	9-27	.333	5-10	.500	9	24	33	34.3	14	12	10	2	1	58	65.6
Gardner-Webb	12/15/2019	73-46	W	16-55	.291	7-28	.250	7-16	.438	7	27	34	34.3	12	12	11	4	3	46	63.8
VMI	12/21/2019	64-55	W	21-51	.412	13-30	.433	0-0	.000	8	31	39	34.7	19	13	23	4	4	55	63.1
UMES	12/29/2019	92-37	W	14-59	.237	7-26	.269	2-5	.400	12	22	34	34.6	13	10	14	7	1	37	61.1
at Virginia	01/04/2020	39-65	L	25-54	.463	7-21	.333	8-10	.800	6	32	38	34.9	11	14	11	2	6	65	61.4
at Syracuse	01/07/2020	67-63	W	23-53	.434	6-17	.353	11-17	.647	9	25	34	34.8	17	6	9	1	6	63	61.5
NC State	01/11/2020	72-58	W	22-69	.319	6-30	.200	8-12	.667	13	30	43	35.3	16	15	9	5	4	58	61.3
at Wake Forest	01/14/2020	80-70	W	23-55	.418	7-20	.350	17-23	.739	8	29	37	35.4	27	10	18	3	1	70	61.8
Syracuse	01/18/2020	69-71	L	29-60	.483	6-24	.250	7-10	.700	5	30	35	35.4	14	10	4	2	6	71	62.3
North Carolina	01/22/2020	79-77	Wot2	28-64	.438	7-22	.318	14-20	.700	6	37	43	35.8	15	17	13	2	1	77	63.1
Total		1198		447-1112	.402	150-494	.304	154-228	.675	168	512	680	35.8	287	242	233	48	74	1198	63.1
Virginia Tech		1371		482-1105	.436	201-537	.374	206-293	.703	155	522	677	35.6	254	301	180	52	110	1371	72.2

Opponents Averages

Games Played	Points/game	FG Pct	3FG Pct	FT Pct	Rebounds/game	Assists/game	Turnovers/game	Assist/Turnover ratio	Steals/game	Blocks/game
19	63.1	40.2	30.4	67.5	35.8	12.7	12.3	1.0	3.9	2.5



FLOOR GENERALS

- When you break down the best assist-turnover ratios in the country, the majority of the top marks are players with less than 100 assists.
- Which makes Wabissa Bede's numbers even more impressive, with him sitting third nationally, as he is one of only four players nationally to own 100 or more assists and still have a greater average of 3, sitting first among the group with the best ratio.

Player	A	TO	G	A/TR
Wabissa Bede (VT)	120	30	19	4.00
Grayson Murphy (Belmont)	126	34	20	3.71
Javon Levi (UTRGV)	117	34	14	3.44
Malachi Flynn	101	20	20	3.06

JUST HOLD ON

- When the Hokies went up double digits against then-No. 10/8 Duke, they let it slip away, which is something they haven't done in quite some time.
- The last time Tech blew a double-digit lead in a loss was on March 5, 2019 at Florida State. It held a 14-point lead, which was two more points than it owned versus the Blue Devils (12).

CAN THEY OVERCOME IT?

- Tech lacks two things that can be pretty important in basketball - a lack of experience and height.
- The Hokies rank near the bottom out of the 353 teams in Division I for those two categories, sitting with shortest roster out of the high-majors (333rd overall) and the second-youngest out of the high-majors (Utah) and No. 349 overall, according to KenPom.
- Be on the lookout for how Tech responds with composure in key situations and winning the boards and paint.

ON COVER OF LETHAL WEAPON

- With the Hokies starting 5-0 in back-to-back seasons, it marked the first time Tech has done that since the falls of 1981 and 1982.
- The starts for those teams were 9-0 ('81) and 7-0 ('82), while Tech began last season 5-0 before falling at Penn State in the ACC/B1G Challenge.
- Tech started this season 6-0 before losing to Dayton in the semifinals of the Maui invite.

GET IT GOING FROM DOWNTOWN

- Tech is one of the better shooting teams from beyond the arc in the country and a big reason why is because multiple guys that can stroke it.
- Tech ranks seventh nationally in 3-point field goals made per game with 10.4 and is one of only two schools in a high-major conference to average 10 or more makes a game.

Team	3FG	3PG	G
Virginia Tech	201	10.6	19
Alabama	189	10.5	18
Notre Dame	181	10.1	18
Marquette	190	10.0	19

EIGHT-HUNDID

- In November when the Hokies took down USC Upstate, it marked the 800th men's basketball contest in Cassell Coliseum.

DECADE PLUS

- It's been at least over a decade since the last time two Tech freshmen scored in double figures in the Hokies' first two games of the season.
- The two freshmen were Nahiem Alleyne, who had 11 points at Clemson (11/5) and 18 versus Coppin State (11/8), and Landers Nolley, who tallied 30 points at Clemson and 11 vs. Coppin State.

LET'S KEEP IT GOING

- Tech hasn't lost a home nonconference game since Dec. 30, 2015 against West Virginia (88-63), owning a 32-game streak.
- The previous best was 23, which was set twice from 1980-84 and 2005-09. The current streak began on Nov. 11, 2016, against Maine.

552 AND COUNTING

- Tech has hit a 3-pointer in 552 straight games.
- Since the 3-point arc was added for the 1986-87 season, the Hokies have hit at least one 3 in all but three games.
- The last time Tech didn't record a 3-pointer in a game was at Providence on Feb. 1, 2003.

MAKE IT RAIN

- Tech was coming off quite the three-game stretch, racking up 47 3s before it went to Maui, with a multitude of players that made 3s.
- Tech had six guys hit a 3 against Coppin State (11/8) and USC Upstate (11/13), marking the first time that has happened in consecutive games since December 2018 versus Central Connecticut State (1st) and VMI (5th).
- Since 2010, the Hokies have had 27 games in which they have had at least six players make a 3. In those games, they are 24-3.
- The most they've had hit a 3 is eight players in a game, which has happened just once since 2010 (Houston Baptist on Nov. 21, 2017).

SHARING THE ROCK

- According to KenPom, a Virginia Tech alum by the way, Wabissa Bede is one of the best in the nation in assist rate (assists divided by FGs made by player's teammates while he is on the court.)
- He ranks 14th nationally and eighth among high-majors with a 38.7 assist rate.

SO, WHY ARE THEY PLAYING WELL?

- If you look at how the Hokies have played in the Mike Young era, two things stick out - solid shot selection and very few turnovers.
- According to KenPom, Tech has the 53rd-best effective field-goal percentage (52.7) and a turnover percentage of 14.1, good for second nationally.
- Tech gets a good amount of its points from the 3-point line, sitting No. 7 in the nation for averaging 48.6 percent of its points distribution from 3-land.

IT'S BEEN A MINUTE

- The last time the Hokies started the season with a conference game was on Nov. 30, 1963 versus Richmond, a 77-53 win, spanning 56 years and making Tech 2-0 its last two instances.
- With Landers Nolley's 30 points against Clemson, it marked the most points scored by a Tech freshman since 2013 (Jalen Hudson, 32 vs. Wake).

NBA & G-LEAGUE

NOT TOO SHABBY

- Nickeil Alexander-Walker has left his mark on Virginia Tech and has made a name for himself at the next level with the New Orleans Pelicans.
- A first-round draft pick this past summer, the Toronto native has played in 36 games for the Pels this NBA season.
- Now as a role player getting roughly 15 minutes off the bench, Alexander-Walker is finding his groove. He scored a career-high 27 points against the Miami Heat on Saturday, Nov. 16. He followed it up the next game on Sunday, Nov. 17 with 19 points, five rebounds and four assists versus the Warriors.
- The guard had a big summer with the team, starting on its NBA Summer League squad with having numerous 20-point performances in Las Vegas.



Season	G	P	R	A	B	S	FG%	M
2019-20	36	5.9	2.1	2.0	0.2	0.3	34.8	13.5

HANGIN' IN

- It's been a little bit of a whirlwind for Tech alums Justin Robinson and Ahmed Hill, with both each going up and down and all around on their quest to solidifying a roster spot in the NBA.
- Robinson, who signed as an undrafted free agent after the NBA Draft concluded with the Washington Wizards, was waived on Jan. 4.
- Hill signed with the Hornets this summer on a two-way deal, but was released in early November. However, he has landed nicely on his feet, with now playing on the NAZ Suns, the G-League affiliate of the Phoenix Suns. On Wednesday, Dec. 4, he had a career-high 27 points (9-18 FG, 4-9 3PT, 3-3 FT) with 5 boards.
- Justin Bibbs, who plays for the Boston Celtics' affiliate (Maine Red Claws), hit a game-winner on Jan. 19, finishing with 15 points and six assists.



THE FEW, THE PROUD

- A little over mid-way through January, there are 116 instances that a player has scored 30 or more points in a Division I game on the road.
- Of the 116, only seven players have done it in a high-major road conference game, including Tech's Landers Nolley back in the season opener.

Player	Opponent	Score
Luke Garza (Iowa)	Michigan	44
Markus Howard (Marquette)	Georgetown	42
David Duke (Providence)	Creighton	36
Trevion Williams (Purdue)	Michigan	36
Isaiah Joe (Arkansas)	Ole Miss	34
Elijah Hughes (Syracuse)	Georgia Tech	33
Landers Nolley (Virginia Tech)	Clemson	30

HE'S MORE THAN A POINT GUARD

- Junior Wabissa Bede, who has only scored in double figures six times in his career out of 76 games, has gotten it done in other ways so far.
- Known as a stocky guy, weighing 200 pounds and being called a fire hydrant by Jay Bilas, Bede has been a force on the boards so far, as well as playing the distributor role, a role he played sparingly the last two years with the all-time assists leader, Justin Robinson, running the point.
- In his game against Coppin State, Bede almost did something that hasn't happened in three years, a double-double with just rebounds and assists, collecting 10 assists and nine rebounds.

(Chris Clarke on Dec. 17, 2016, triple-double).

- And speaking of Robinson, the last time a player had 10 assists after Bede's night versus Coppin State was when Robinson tallied the single-game school record with 13 versus Central Connecticut State on Dec. 1, 2018. Bede dished out 10 again a few weeks later vs. Delaware State on Nov. 20.

GAME-BY-GAME HIGHS

Opponent	Date	Points	Rebounds	Assists	Steals	Blocks
Clemson (W, 67-60)	Nov. 5	30 - Landers Nolley II	8 - Wabissa Bede	6 - Wabissa Bede	2 - Landers Nolley II	1 - Wabissa Bede
Coppin State (W, 74-42)	Nov. 8	18 - Nahiem Alleyne	9 - Wabissa Bede	10 - Wabissa Bede	2 - Wabissa Bede	2 - Tyrece Radford
USC Upstate (W, 80-57)	Nov. 13	23 - Landers Nolley II	6 - Landers Nolley II	8 - Wabissa Bede	2 - (2 players)	2 - John Ojiako
Lehigh (W, 79-53)	Nov. 16	27 - Landers Nolley II	11 - Tyrece Radford	6 - Wabissa Bede	3 - Wabissa Bede	1 - (4 players)
Delaware State (W, 100-64)	Nov. 20	20 - Nahiem Alleyne	8 - Tyrece Radford	10 - Wabissa Bede	1 - (4 players)	2 - Nahiem Alleyne
No. 3/3 Michigan St. (W, 71-66)	Nov. 25	22 - Landers Nolley II	7 - P.J. Horne	5 - (2 players)	3 - Landers Nolley II	2 - Landers Nolley II
Dayton (L, 89-62)	Nov. 26	15 - Landers Nolley II	6 - Landers Nolley II	6 - Wabissa Bede	3 - Wabissa Bede	2 - P.J. Horne
BYU (L, 90-77)	Nov. 27	22 - Landers Nolley II	7 - Landers Nolley II	7 - Wabissa Bede	1 - Landers Nolley II	1 - (2 players)
No. 10/8 Duke (L, 77-63)	Dec. 6	15 - P.J. Horne	8 - Landers Nolley II	5 - Wabissa Bede	1 - (2 players)	2 - P.J. Horne
Chattanooga (W, 63-58)	Dec. 11	22 - Nahiem Alleyne	8 - Wabissa Bede	7 - Wabissa Bede	2 - (2 players)	1 - (2 players)
Gardner-Webb (W, 73-46)	Dec. 15	18 - Landers Nolley II	10 - Tyrece Radford	5 - Wabissa Bede	3 - Hunter Cattoor	None
VMI (W, 64-55)	Dec. 21	14 - Hunter Cattoor	10 - Tyrece Radford	4 - Tyrece Radford	2 - (3 players)	2 - John Ojiako
UMES (W, 92-37)	Dec. 29	18 - Landers Nolley II	10 - Landers Nolley II	6 - Wabissa Bede	2 - Tyrece Radford	3 - John Ojiako
No. 19/19 Virginia (L, 65-39)	Jan. 4	18 Landers Nolley II	5 - (2 players)	2 - (2 players)	2 - (3 players)	None
Syracuse (W, 67-63)	Jan. 7	19 - Jalen Cone	9 - Tyrece Radford	8 - Wabissa Bede	2 - Wabissa Bede	None
NC State (W, 72-58)	Jan. 11	29 - Landers Nolley II	9 - Tyrece Radford	7 - Wabissa Bede	2 - Wabissa Bede	2 - Tyrece Radford
Wake Forest (W, 80-70)	Jan. 14	21 - 2 players	13 - Tyrece Radford	9 - Wabissa Bede	4 - Tyrece Radford	2 - 2 players
Syracuse (L, 71-69)	Jan. 18	17 - Jalen Cone	6 - 2 players	7 - Landers Nolley II	1 - P.J. Horne	1 - Landers Nolley II
North Carolina (W, 79-77, 2OT)	Jan. 22	22 - Landers Nolley II	7 - 2 players	8 - Wabissa Bede	2 - Wabissa Bede	1 - 3 players

SPECIALITY STATS

Opponent	Date	Second Chance Points	Points in the Paint	Fastbreak Points	Points off Turnovers	Bench Points
Clemson (W, 67-60)	Nov. 5	10	16	11	3	18
Coppin State (W, 74-42)	Nov. 8	7	22	9	18	26
USC Upstate (W, 80-57)	Nov. 13	4	26	5	18	26
Lehigh (W, 79-53)	Nov. 16	10	26	8	26	21
Delaware State (W, 100-64)	Nov. 20	15	22	15	16	49
No. 3/3 Michigan St. (W, 71-66)	Nov. 25	6	22	9	20	16
Dayton (L, 89-62)	Nov. 26	<u>0</u>	24	5	11	19
BYU (L, 90-77)	Nov. 27	4	30	2	11	10
No. 10/8 Duke (L, 77-63)	Dec. 6	6	40	3	11	11
Chattanooga (W, 63-58)	Dec. 11	18	26	7	7	<u>5</u>
Gardner-Webb (W, 73-46)	Dec. 15	8	16	11	12	34
VMI (W, 64-55)	Dec. 21	14	22	11	26	38
UMES (W, 92-37)	Dec. 29	20	30	22	19	49
No. 19/19 Virginia (L, 65-39)	Jan. 4	2	16	5	5	7
Syracuse (W, 67-63)	Jan. 7	5	<u>14</u>	14	7	27
NC State (W, 72-58)	Jan. 11	4	22	15	10	15
Wake Forest (W, 80-70)	Jan. 14	7	30	19	19	25
Syracuse (L, 71-69)	Jan. 18	6	12	<u>0</u>	3	22
North Carolina (W, 79-77 2 OT)	Jan. 22	10	20	9	4	23

DOUBLE-DOUBLE TRACKER

Opponent	Date	Player	Points	Rebounds	Assists	Blocks	Steals
Gardner-Webb (W, 73-46)	Dec. 15	Tyrece Radford	10	10	0	0	1
UMES (W, 82-37)	Dec. 29	Landers Nolley II	18	10	3	0	0
Wake Forest (W, 80-70)	Jan. 14	Tyrece Radford	21	13	1	0	4



2019-20 SUPERLATIVES

DOUBLE FIGURES SCORING

Landers Nolley	17
Nahiem Alleyne	9
Jalen Cone	8
Hunter Cattoor	6
Tyrece Radford	6
P.J. Horne	5
Wabissa Bede	3
Isaiah Wilkins	3
John Ojiako	1

20-POINT GAMES

Landers Nolley	7
Nahiem Alleyne	2
Tyrece Radford	1

30-POINT GAMES

Landers Nolley	1
----------------	---

SCORING LEADER

Landers Nolley	12
Nahiem Alleyne	4
P.J. Horne	1
Hunter Cattoor	1
Jalen Cone	1

REBOUNDING LEADER

Landers Nolley	9
Tyrece Radford	7
Wabissa Bede	3
P.J. Horne	2
Jalen Cone	1

ASSIST LEADER

Wabissa Bede	17
Landers Nolley	3
Tyrece Radford	1

BLOCK LEADER

P.J. Horne	6
John Ojiako	4
Landers Nolley	3
Tyrece Radford	3
Wabissa Bede	2
Nahiem Alleyne	2
Isaiah Wilkins	1
Branden Johnson	1
Hunter Cattoor	1
Jalen Cone	1

STEAL LEADER

Wabissa Bede	8
Tyrece Radford	6
Landers Nolley	3
Hunter Cattoor	3
P.J. Horne	3
Nahiem Alleyne	2
Isaiah Wilkins	2
John Ojiako	1
Jalen Cone	1

30-PLUS MINUTES

Landers Nolley	13
Wabissa Bede	9
P.J. Horne	8
Nahiem Alleyne	7
Tyrece Radford	3
Hunter Cattoor	2
Jalen Cone	2

ELITE COMPANY

- After scoring a little under half of the Hokies' points against Clemson, Landers Nolley found himself in elite company among league peers.
- The small forward scored the fourth-most points by an ACC freshman in a debut, joining preseason ACC Freshman of the Year Cole Anthony of North Carolina this week with each totaling at least 30.

Player	Opponent	Date	PTS
Cole Anthony (UNC)	Notre Dame	Nov. 6, 2019	34
RJ Barrett (Duke)	Kentucky	Nov. 6, 2018	33
J.J. Hickson (NC State)	William & Mary	Nov. 15, 2007	31
Landers Nolley (VT)	Clemson	Nov. 5, 2019	30
Ishua Benjamin (NC State)	Prairie View	Nov. 26, 1994	29
Ivan Wagner (NC State)	VMI	Nov. 25, 1995	29
Zion Williamson (Duke)	Kentucky	Nov. 6, 2018	28
Sylvan Landesberg (UVA)	VMI	Nov. 16, 2008	28
Rashad McCants (UNC)	Penn State	Nov. 18, 2002	28

YOUNG & PRETTY GOOD

- Tech has had the luxury of having some solid first-year players since freshmen became eligible to play in 1974, and has no shortage this year.
- Landers Nolley's 30 points were tied for the third most by a freshman, trailing Jalen Hudson and Larry Cooke's 32 points. He followed it up with a 29-point performance against NC State, which is tied for the fifth most.

Player	Opponent	Date	Points
Larry Cooke	EKU	Feb. 3, 1975	32
Jalen Hudson	Wake Forest	March 10, 2013	32
Landers Nolley	Clemson	Nov. 5, 2019	30
Russell Davis	Vermont	Dec. 31, 1974	30
Landers Nolley	NC State	Jan. 11, 2020	29
Nickeil Alexander-Walker	The Citadel	Nov. 12, 2017	29

HOME IS WHERE THE HEART IS

- Mike Young grew up in Radford, Virginia, which is approximately 20 minutes away from Blacksburg, the home of the Hokies.
- Ironically enough, one of Young's first-ever college basketball game as a kid was a Virginia Tech game inside Cassell Coliseum, a place where Young now calls his home.

DYNAMIC TRIO

- Against Coppin State, the Hokies had three freshmen in double figures, marking the first time since Feb. 25, 2015, when they took on Duke.
- The three versus the Eagles were Nahiem Alleyne (18 points), Landers Nolley (11) and Tyrece Radford (10).
- The trio against Duke was Jalen Hudson (23 points), Ahmed Hill (10) and Justin Bibbs (10).

TIME TO STEP UP

- With the Hokies losing three players now playing in the NBA or G-League and the SEC Preseason Player of the Year, Tech returns just one starter from a year ago in guard Wabissa Bede.
- That means four role players or newcomers will have to step up and contribute big minutes right away for Mike Young.

FEW AND FAR BETWEEN

- Tech returns only 13.3 points per game from its team last year that average 73.5, which is made up of four letterwinners.
- That accounts for the Hokies bringing back just 18.1 percent of its scoring total, making them one of only six schools in the nation to return less than 20 percent of its scoring.

School	Points p/g	% of Scoring
Nebraska	2.9 PPG	1.9%
Tulane	10.8 PPG	12.2%
South Dakota St.	15.8 PPG	16.9%
Virginia Tech	13.3 PPG	18.1%
Washington	13.9 PPG	19.8%
UCF	14.5 PPG	20.0%

THE BIG THREE-HUNDO

- When Mike Young and Co. took down the Tigers in Clemson, he became just one of 71 active coaches in Division I to have 300 or more wins.
- Since the season opener, seven coaches have joined the club in Richmond's Chris Mooney, Liberty's Ritchie McKay, Albany's Will Brown, St. Bonaventure's Mark Schmidt, Northwestern St.'s Mike McConathy, Iona's Tim Cluess and VCU's Mike Rhoades.

Coach	Record	Schools
68. James Jones (Yale)	323-277 (.538)	1
69. Tod Kowalczyk (Toledo)	314-249 (.558)	2
70. Jim Christian (Boston College)	313-264 (.542)	4
70. Mike Young (Virginia Tech)	313-249 (.557)	2

- Of the 77 active head coaches, Young is one of only 28 to win at least 300 games at just two schools or less during a coaching tenure.

Coach	Record	Schools
22. Fran O'Hanlon (Lafayette)	334-402 (.454)	1
23. James Jones (Yale)	323-277 (.538)	1
24. Tod Kowalczyk (Toledo)	314-249 (.558)	2
25. Mike Young (Virginia Tech)	313-249 (.557)	2

WELL, THIS IS NEW

- A new staff is in place for Tech and there are also quite a few freshmen with six.
- The six freshies make Tech one of only 20 schools to have six or more, including one of 13 in high-major conferences.

THE BEST IS YET TO COME

- Coach Young, known as one of the better X's and O's coaches in the country, had his Terriers in some of the top categories nationally over his 17-year span.
- This past season, which was Wofford's best in school history, the Terriers were 16th in assist/turnover ratio (1.39), 11th in field-goal percentage (49.0), second in 3-point field-goal percentage (41.4) and second in scoring margin (16.7).

SELLING OUT CASSELL

- The Hokies have sold out 11 games this season, including eight ACC games. Of the eight, four have been played (Duke, NC State, Syracuse, UNC), while the other four (Pitt, BC, FSU, UVA) are on deck.
- Virginia Tech ACC home games against Virginia, Wake Forest, Syracuse, Duke, Louisville, Georgia Tech and Miami (Fla.) sold out in 2018-19.



PROGRAM HISTORY

First Year	1908
All-Time Record	1,480-1,223 (.548)
Conference Record	457-629 (.421)
Televised Games	243-221 (.524)
Overtime Games	69-51 (.575)
VT Ranked	86-42 (.672)
NCAA Tournaments	9 (most recent 2018-19)
NIT Appearances	13 (most recent 2015-16)
Most wins	26 (2018-19)
Highest AP Ranking	No. 8 (1995)

CASELL COLISEUM

Capacity	9,275
Seasons in Use	59th season
Tech Record	612-198 (.756)
ACC Record	74-57 (.565)
vs. Nonconference	421-71 (.856)
vs. Ranked Teams	24-53 (.312)

2019-20 RECRUITING CLASS

- Coach Mike Young signed his first recruiting class in Blacksburg and it sure was a goodie, getting two ESPN top 100 players.
- The class, made up of two consensus four-star guards, ranks No. 35 in the country according to 247 Sports and No. 33 on Rivals.
- Darius Maddox (top) preps at Oak Hill Academy, a place heq will have a one-year stint at after scoring over 350 points at St. John's High School and leading them to a 27-12 record and top-10 ranking in the state.
- Joe Bamisile (bottom) plays at Monacan High School, where he averaged 28 points, seven rebounds and two assists last year, earning VHSL All-state honors and the Region 4B Co-Player of the Year.
- Maddox ranks No. 93 and Bamisile sits at No. 64 on ESPN's recruiting site.



PLAYER HIGHS & LOWS

Virginia Tech - INDIVIDUAL GAME HIGHS

POINTS	30	Landers Nolley II - at Clemson (11/05/19)
	29	Landers Nolley II - NC State (01/11/20)
	27	Landers Nolley II - Lehigh (11/16/19)
	23	Landers Nolley II - USC Upstate (11/13/19)
	22	Landers Nolley II - North Carolina (01/22/20)
	22	Nahiem Alleyne - Chattanooga (12/11/19)
	22	Landers Nolley II - vs BYU (11/27/19)
	22	Landers Nolley II - vs Michigan St. (11/25/19)
FIELD GOALS MADE	12	Landers Nolley II - at Clemson (11/05/19)
	10	Landers Nolley II - Lehigh (11/16/19)
FIELD GOAL ATTEMPTS	23	Landers Nolley II - at Clemson (11/05/19)
	20	Landers Nolley II - Chattanooga (12/11/19)
FIELD GOAL PERCENTAGE (min 5 made)	.857 (6-7)	Nahiem Alleyne - Syracuse (01/18/20)
	.857 (6-7)	Tyrece Radford - Duke (12/06/19)
3 PT FG MADE	7	Landers Nolley II - Lehigh (11/16/19)
	6	Jalen Cone - North Carolina (01/22/20)
3 PT FG ATTEMPTS	13	Landers Nolley II - Syracuse (01/18/20)
	12	Landers Nolley II - Lehigh (11/16/19)
3 PT FG PERCENTAGE (min 2 made)	1.000 (3-3)	Jalen Cone - USC Upstate (11/13/19)
	1.000 (2-2)	P.J. Horne - vs Michigan St. (11/25/19)
FREE THROWS MADE	10	Landers Nolley II - North Carolina (01/22/20)
	9	Landers Nolley II - NC State (01/11/20)
FREE THROW ATTEMPTS	12	Tyrece Radford - at Wake Forest (01/14/20)
	11	Landers Nolley II - North Carolina (01/22/20)
FREE THROW PERCENTAGE (min 3 made)	1.000 (8-8)	Landers Nolley II - vs Michigan St. (11/25/19)
	1.000 (5-5)	Nahiem Alleyne - Chattanooga (12/11/19)
	1.000 (4-4)	Jalen Cone - at Syracuse (01/07/20)
	1.000 (4-4)	Hunter Cattoor - at Virginia (01/04/20)
	1.000 (3-3)	Nahiem Alleyne - UMES (12/29/19)
	1.000 (3-3)	Jalen Cone - VMI (12/21/19)
	1.000 (3-3)	Isaiah Wilkins - Gardner-Webb (12/15/19)
REBOUNDS	13	Tyrece Radford - at Wake Forest (01/14/20)
	11	Tyrece Radford - Lehigh (11/16/19)
ASSISTS	10	Wabissa Bede - Delaware St. (11/20/19)
	10	Wabissa Bede - Coppin St. (11/08/19)
STEALS	4	Tyrece Radford - at Wake Forest (01/14/20)
	3	Hunter Cattoor - Gardner-Webb (12/15/19)
	3	Wabissa Bede - vs Dayton (11/26/19)
	3	Landers Nolley II - vs Michigan St. (11/25/19)
	3	Wabissa Bede - Lehigh (11/16/19)
BLOCKED SHOTS	3	John Ojiako - UMES (12/29/19)
	2	P.J. Horne - at Wake Forest (01/14/20)
	2	John Ojiako - at Wake Forest (01/14/20)
	2	Tyrece Radford - NC State (01/11/20)
	2	John Ojiako - VMI (12/21/19)
	2	P.J. Horne - Duke (12/06/19)
	2	P.J. Horne - vs Dayton (11/26/19)
	2	Landers Nolley II - vs Michigan St. (11/25/19)
	2	Nahiem Alleyne - Delaware St. (11/20/19)
	2	John Ojiako - USC Upstate (11/13/19)
	2	Tyrece Radford - Coppin St. (11/08/19)
TURNOVERS	9	Landers Nolley II - Duke (12/06/19)
	5	Landers Nolley II - at Virginia (01/04/20)
	5	Landers Nolley II - Lehigh (11/16/19)
	5	Landers Nolley II - at Clemson (11/05/19)

Opponent - INDIVIDUAL GAME HIGHS

POINTS	28	Garrison Brooks - North Carolina (01/22/20)
	26	Buddy Boeheim - Syracuse (01/18/20)
	24	Obi Toppin - vs Dayton (11/26/19)
	20	Travis Eevee - VMI (12/21/19)
	20	TJ Haws - vs BYU (11/27/19)
FIELD GOALS MADE	11	Garrison Brooks - North Carolina (01/22/20)
	10	Buddy Boeheim - Syracuse (01/18/20)
	10	Obi Toppin - vs Dayton (11/26/19)
FIELD GOAL ATTEMPTS	21	John Crosby - Delaware St. (11/20/19)
	20	Buddy Boeheim - Syracuse (01/18/20)
FIELD GOAL PERCENTAGE (min 5 made)	1.000 (5-5)	Kolby Lee - vs BYU (11/27/19)
	.857 (6-7)	Dalton Nixon - vs BYU (11/27/19)
3 PT FG MADE	6	Travis Eevee - VMI (12/21/19)
	5	Buddy Boeheim - Syracuse (01/18/20)
	5	Kamdyn Curfman - VMI (12/21/19)
3 PT FG ATTEMPTS	13	Buddy Boeheim - Syracuse (01/18/20)
	12	Travis Eevee - VMI (12/21/19)
3 PT FG PERCENTAGE (min 2 made)	1.000 (2-2)	Jonathan Scott - Chattanooga (12/11/19)
	1.000 (2-2)	Dalton Nixon - vs BYU (11/27/19)
	1.000 (2-2)	Omari Peek-Green - Delaware St. (11/20/19)
FREE THROWS MADE	7	Kihei Clark - at Virginia (01/04/20)
	7	Everette Hammond - USC Upstate (11/13/19)
FREE THROW ATTEMPTS	8	Garrison Brooks - North Carolina (01/22/20)
	8	Olivier Sarr - at Wake Forest (01/14/20)
	8	Kihei Clark - at Virginia (01/04/20)
FREE THROW PERCENTAGE (min 3 made)	1.000 (7-7)	Everette Hammond - USC Upstate (11/13/19)
	1.000 (4-4)	Vernon Carey - Duke (12/06/19)
	1.000 (4-4)	Wendell Moore - Duke (12/06/19)
	1.000 (4-4)	Zac Seljaas - vs BYU (11/27/19)
	1.000 (4-4)	John Newman III - at Clemson (11/05/19)
	1.000 (3-3)	Armando Bacot - North Carolina (01/22/20)
REBOUNDS	15	Aamir Simms - at Clemson (11/05/19)
	14	Xavier Tillman - vs Michigan St. (11/25/19)
ASSISTS	9	Markell Johnson - NC State (01/11/20)
	9	Jalen Crutcher - vs Dayton (11/26/19)
STEALS	4	Dejuan Clayton - Coppin St. (11/08/19)
	2	Quincy Guerrier - Syracuse (01/18/20)
	2	Markell Johnson - NC State (01/11/20)
	2	Bourama Sidibe - at Syracuse (01/07/20)
	2	Braxton Key - at Virginia (01/04/20)
	2	Travis Eevee - VMI (12/21/19)
	2	Jordan Goldwire - Duke (12/06/19)
	2	Gabe Brown - vs Michigan St. (11/25/19)
	2	Jakob Alamudun - Lehigh (11/16/19)
	2	Reggie James - Coppin St. (11/08/19)
BLOCKED SHOTS	3	Devon Daniels - NC State (01/11/20)
	3	Ty Gibson - UMES (12/29/19)
	3	Ludovic Dufeal - Gardner-Webb (12/15/19)
TURNOVERS	7	Travis Eevee - VMI (12/21/19)
	5	Markell Johnson - NC State (01/11/20)
	5	Myles Lewis - VMI (12/21/19)
	5	Jalen Crutcher - vs Dayton (11/26/19)
	5	Xavier Tillman - vs Michigan St. (11/25/19)
	5	jeamerli Wilson - Lehigh (11/16/19)



CATEGORY LEADERS

Points				
##	Player	G	Pts	Pts/G
2	Nolley II, Landers	19	342	18.0
4	Alleyne, Nahiem	19	183	9.6
23	Radford, Tyrece	19	160	8.4
15	Cone, Jalen	19	155	8.2
14	Horne, P.J.	19	153	8.1
0	Cattoor, Hunter	18	117	6.5
3	Bede, Wabissa	19	112	5.9
1	Wilkins, Isaiiah	19	88	4.6
21	Ojako, John	18	59	3.3
11	Palmer, Brendan	2	2	1.0

Field Goal Percentage				
##	Player	FG	Att	Pct
23	Radford, Tyrece	63	99	.636
21	Ojako, John	23	42	.548
14	Horne, P.J.	61	121	.504
15	Cone, Jalen	50	107	.467
2	Nolley II, Landers	115	283	.406
0	Cattoor, Hunter	38	94	.404
4	Alleyne, Nahiem	58	149	.389
3	Bede, Wabissa	43	113	.381
1	Wilkins, Isaiiah	30	89	.337
11	Palmer, Brendan	1	4	.250

3-Point FG Percentage				
##	Player	3FG	Att	Pct
15	Cone, Jalen	40	72	.556
4	Alleyne, Nahiem	32	80	.400
0	Cattoor, Hunter	28	74	.378
2	Nolley II, Landers	53	141	.376
14	Horne, P.J.	23	67	.343
1	Wilkins, Isaiiah	16	52	.308
3	Bede, Wabissa	8	40	.200
23	Radford, Tyrece	1	8	.125

Scoring Average				
##	Player	G	Pts	Pts/G
2	Nolley II, Landers	19	342	18.0
4	Alleyne, Nahiem	19	183	9.6
23	Radford, Tyrece	19	160	8.4
15	Cone, Jalen	19	155	8.2
14	Horne, P.J.	19	153	8.1
0	Cattoor, Hunter	18	117	6.5
3	Bede, Wabissa	19	112	5.9
1	Wilkins, Isaiiah	19	88	4.6
21	Ojako, John	18	59	3.3
11	Palmer, Brendan	2	2	1.0

Field Goal Attempts				
##	Player	G	Att	Att/G
2	Nolley II, Landers	19	283	14.9
4	Alleyne, Nahiem	19	149	7.8
14	Horne, P.J.	19	121	6.4
3	Bede, Wabissa	19	113	5.9
15	Cone, Jalen	19	107	5.6

Field Goals Made				
##	Player	G	Made	Made/G
2	Nolley II, Landers	19	115	6.1
23	Radford, Tyrece	19	63	3.3
14	Horne, P.J.	19	61	3.2
4	Alleyne, Nahiem	19	58	3.1
15	Cone, Jalen	19	50	2.6

3-Point FG Attempts				
##	Player	G	Att	Att/G
2	Nolley II, Landers	19	141	7.4
4	Alleyne, Nahiem	19	80	4.2
0	Cattoor, Hunter	18	74	4.1
15	Cone, Jalen	19	72	3.8
14	Horne, P.J.	19	67	3.5

3-Point FG Made				
##	Player	G	Made	Made/G
2	Nolley II, Landers	19	53	2.8
15	Cone, Jalen	19	40	2.1
4	Alleyne, Nahiem	19	32	1.7
0	Cattoor, Hunter	18	28	1.6
14	Horne, P.J.	19	23	1.2

Free Throw Percentage				
##	Player	Made	Att	Pct
15	Cone, Jalen	15	17	.882
2	Nolley II, Landers	59	74	.797
1	Wilkins, Isaiiah	12	16	.750
4	Alleyne, Nahiem	35	48	.729
23	Radford, Tyrece	33	49	.673
0	Cattoor, Hunter	13	20	.650
14	Horne, P.J.	8	13	.615
21	Ojako, John	13	22	.591

Rebounds				
##	Player	G	Reb	Reb/G
23	Radford, Tyrece	19	119	6.3
2	Nolley II, Landers	19	109	5.7
14	Horne, P.J.	19	88	4.6
3	Bede, Wabissa	19	77	4.1
1	Wilkins, Isaiiah	19	59	3.1

Rebounds Average				
##	Player	G	Reb	Reb/G
23	Radford, Tyrece	19	119	6.3
2	Nolley II, Landers	19	109	5.7
14	Horne, P.J.	19	88	4.6
3	Bede, Wabissa	19	77	4.1
1	Wilkins, Isaiiah	19	59	3.1

Offensive Rebounds				
##	Player	G	OReb	OReb/G
23	Radford, Tyrece	19	43	2.3
21	Ojako, John	18	22	1.2
14	Horne, P.J.	19	18	0.9
1	Wilkins, Isaiiah	19	16	0.8
2	Nolley II, Landers	19	12	0.6

Defensive Rebounds				
##	Player	G	DReb	DReb/G
2	Nolley II, Landers	19	97	5.1
23	Radford, Tyrece	19	76	4.0
14	Horne, P.J.	19	70	3.7
3	Bede, Wabissa	19	70	3.7
4	Alleyne, Nahiem	19	44	2.3

Fouls				
##	Player	G	PF	PF/G
14	Horne, P.J.	19	37	1.9
2	Nolley II, Landers	19	35	1.8
3	Bede, Wabissa	19	35	1.8
15	Cone, Jalen	19	28	1.5
23	Radford, Tyrece	19	26	1.4

Foul Outs				
##	Player	G	FO	
2	Nolley II, Landers	19	1	
21	Ojako, John	18	1	
1	Wilkins, Isaiiah	19	1	

Free Throw Attempts				
##	Player	G	Att	Att/G
2	Nolley II, Landers	19	74	3.9
23	Radford, Tyrece	19	49	2.6
4	Alleyne, Nahiem	19	48	2.5
3	Bede, Wabissa	19	34	1.8
21	Ojako, John	18	22	1.2

Free Throws Made				
##	Player	G	Made	Made/G
2	Nolley II, Landers	19	59	3.1
4	Alleyne, Nahiem	19	35	1.8
23	Radford, Tyrece	19	33	1.7
3	Bede, Wabissa	19	18	0.9
15	Cone, Jalen	19	15	0.8

Assists				
##	Player	G	Ast	Ast/G
3	Bede, Wabissa	19	120	6.3
2	Nolley II, Landers	19	51	2.7
4	Alleyne, Nahiem	19	31	1.6
1	Wilkins, Isaiiah	19	28	1.5
23	Radford, Tyrece	19	27	1.4

Steals				
##	Player	G	Stl	Stl/G
3	Bede, Wabissa	19	20	1.1
23	Radford, Tyrece	19	18	0.9
2	Nolley II, Landers	19	16	0.8
0	Cattoor, Hunter	18	16	0.9
1	Wilkins, Isaiiah	19	12	0.6

Blocked Shots				
##	Player	G	Blk	Blk/G
21	Ojako, John	18	13	0.7
14	Horne, P.J.	19	11	0.6
23	Radford, Tyrece	19	7	0.4
3	Bede, Wabissa	19	5	0.3
2	Nolley II, Landers	19	5	0.3

Minutes				
##	Player	G	Min	Min/G
2	Nolley II, Landers	19	594	31:16
3	Bede, Wabissa	19	566	29:47
14	Horne, P.J.	19	524	27:34
4	Alleyne, Nahiem	19	515	27:08
23	Radford, Tyrece	19	441	23:13

Turnovers				
##	Player	G	TO	TO/G
2	Nolley II, Landers	19	57	3.0
3	Bede, Wabissa	19	30	1.6
14	Horne, P.J.	19	22	1.2
15	Cone, Jalen	19	18	0.9
4	Alleyne, Nahiem	19	13	0.7

POINTS, REBOUNDS & ASSISTS GAME-BY-GAME

Opponent	Date	Score	0	1	2	3	4	11	14	15	21	23	24
			CATTOOR,HU	WILKINS,IS	NOLLEY II,	BEDE,WABIS	ALLEYNE,NA	PALMER,BRE	HORNE,P.J.	CONE,JALEN	OJAKO,JOH	RADFORD,TY	JOHNSON,BR
at Clemson	11/05/19	67-60	W	0-4-0	4-6-2	30-5-0	7-8-6	11-3-1	DNP	8-7-2	3-1-0	0-1-0	DNP
Coppin St.	11/08/19	74-42	W	5-8-3	7-7-0	11-7-1	3-9-10	18-2-0	0-1-0	9-3-2	5-1-0	6-2-0	0-1-0
USC Upstate	11/13/19	80-57	W	9-0-1	2-4-2	23-6-3	7-2-8	9-2-4	DNP	9-4-0	11-1-0	4-3-0	DNP
Lehigh	11/16/19	79-53	W	11-1-2	2-4-0	27-5-4	4-3-6	5-2-1	DNP	14-5-0	8-1-4	0-2-0	0-1-0
Delaware St.	11/20/19	100-64	W	8-6-4	15-6-7	10-1-3	5-5-10	20-4-1	DNP	7-2-1	17-1-1	9-7-0	0-0-0
vs Michigan St.	11/25/19	71-66	W	10-2-3	2-1-1	22-4-5	11-3-5	10-3-1	DNP	12-7-1	2-2-0	2-2-0	DNP
vs Dayton	11/26/19	62-89	L	12-1-0	3-3-1	15-6-1	6-2-6	9-2-3	DNP	7-3-1	0-0-0	4-1-0	DNP
vs BYU	11/27/19	77-90	L	3-4-0	3-1-0	22-7-1	11-4-7	12-3-4	DNP	13-4-1	2-0-0	2-2-0	DNP
Duke	12/06/19	63-77	L	0-0-0	7-4-2	7-8-4	12-4-5	6-2-1	DNP	15-6-0	2-0-0	2-0-0	DNP
Chattanooga	12/11/19	63-58	W	DNP	0-1-1	19-6-3	7-8-7	22-5-0	DNP	2-5-0	3-1-0	2-1-0	DNP
Gardner-Webb	12/15/19	73-46	W	11-1-2	13-2-3	18-9-3	8-1-5	0-2-1	DNP	3-5-0	6-1-1	4-9-0	0-1-0
VMI	12/21/19	64-55	W	14-5-1	13-4-2	4-2-2	4-3-2	5-2-2	DNP	6-4-0	9-1-0	2-0-1	0-0-0
UMES	12/29/19	92-37	W	17-4-1	4-4-2	18-10-3	0-3-6	5-1-2	2-3-0	7-5-0	11-4-1	15-8-0	0-2-0
at Virginia	01/04/20	39-65	L	4-1-1	3-0-1	18-5-2	0-4-2	2-2-0	DNP	4-5-0	0-1-0	0-1-0	DNP
at Syracuse	01/07/20	67-63	W	3-0-3	3-3-1	13-5-4	2-3-8	6-3-1	DNP	12-2-0	19-1-1	2-2-0	DNP
NC State	01/11/20	72-58	W	5-4-2	0-3-0	29-7-1	2-2-7	5-4-2	DNP	3-6-0	10-1-0	0-1-0	DNP
at Wake Forest	01/14/20	80-70	L	0-1-0	0-2-1	21-3-2	6-3-9	10-2-0	DNP	7-5-0	15-0-0	0-2-0	0-1-0
Syracuse	01/18/20	69-71	L	0-0-0	5-3-2	13-6-7	9-5-3	17-3-4	DNP	9-5-0	14-0-1	DNP	DNP
North Carolina	01/22/20	79-77	Wot	5-2-1	2-1-0	22-7-2	8-5-8	11-2-3	DNP	6-5-0	18-7-2	2-3-0	DNP



TEAM HIGHS & LOWS

Virginia Tech - GAME HIGHS

POINTS	100		Delaware St. (11/20/19)
	92		UMES (12/29/19)
	80		at Wake Forest (01/14/20)
	80		USC Upstate (11/13/19)
	79		North Carolina (01/22/20)
	79		Lehigh (11/16/19)
FIELD GOALS MADE	35		Delaware St. (11/20/19)
	32		UMES (12/29/19)
FIELD GOAL ATTEMPTS	72		UMES (12/29/19)
	65		North Carolina (01/22/20)
	65		Lehigh (11/16/19)
FIELD GOAL PERCENTAGE	.565	(35-62)	Delaware St. (11/20/19)
	.534	(31-58)	vs BYU (11/27/19)
	.534	(31-58)	USC Upstate (11/13/19)
3 PT FG MADE	21		Delaware St. (11/20/19)
	15		Syracuse (01/18/20)
3 PT FG ATTEMPTS	37		North Carolina (01/22/20)
	37		Syracuse (01/18/20)
	37		Delaware St. (11/20/19)
	37		Lehigh (11/16/19)
3 PT FG PERCENTAGE	.568	(21-37)	Delaware St. (11/20/19)
	.500	(11-22)	vs BYU (11/27/19)
FREE THROWS MADE	19		NC State (01/11/20)
	17		North Carolina (01/22/20)
	17		at Wake Forest (01/14/20)
FREE THROW ATTEMPTS	29		at Wake Forest (01/14/20)
	24		VMI (12/21/19)
FREE THROW PERCENTAGE	.905	(19-21)	NC State (01/11/20)
	.842	(16-19)	UMES (12/29/19)
REBOUNDS	53		UMES (12/29/19)
	49		Coppin St. (11/08/19)
ASSISTS	29		Delaware St. (11/20/19)
	22		Syracuse (01/18/20)
STEALS	11		at Wake Forest (01/14/20)
	9		VMI (12/21/19)
BLOCKED SHOTS	6		vs Michigan St. (11/25/19)
	6		USC Upstate (11/13/19)
TURNOVERS	15		Coppin St. (11/08/19)
	14		Duke (12/06/19)
FOULS	24		at Wake Forest (01/14/20)
	19		vs Dayton (11/26/19)

Virginia Tech - GAME LOWS

POINTS	39		at Virginia (01/04/20)
	62		vs Dayton (11/26/19)
	63		Chattanooga (12/11/19)
	63		Duke (12/06/19)
	64		VMI (12/21/19)
FIELD GOALS MADE	13		at Virginia (01/04/20)
	21		at Syracuse (01/07/20)
	21		VMI (12/21/19)
FIELD GOAL ATTEMPTS	48		at Virginia (01/04/20)
	50		at Syracuse (01/07/20)
FIELD GOAL PERCENTAGE	.271	(13-48)	at Virginia (01/04/20)
	.344	(21-61)	VMI (12/21/19)
3 PT FG MADE	4		at Virginia (01/04/20)
	5		Duke (12/06/19)
3 PT FG ATTEMPTS	20		Duke (12/06/19)
	21		Chattanooga (12/11/19)
	21		vs Dayton (11/26/19)
	21		vs Michigan St. (11/25/19)
3 PT FG PERCENTAGE	.160	(4-25)	at Virginia (01/04/20)
	.250	(5-20)	Duke (12/06/19)
FREE THROWS MADE	3		Lehigh (11/16/19)
	4		Syracuse (01/18/20)
	4		Duke (12/06/19)
	4		vs BYU (11/27/19)
FREE THROW ATTEMPTS	4		Lehigh (11/16/19)
	6		Duke (12/06/19)
FREE THROW PERCENTAGE	.500	(4-8)	Syracuse (01/18/20)
	.556	(10-18)	vs Dayton (11/26/19)
REBOUNDS	21		vs Dayton (11/26/19)
	25		at Virginia (01/04/20)
ASSISTS	6		at Virginia (01/04/20)
	11		at Clemson (11/05/19)
STEALS	1		Syracuse (01/18/20)
	1		vs BYU (11/27/19)
BLOCKED SHOTS	0		at Syracuse (01/07/20)
	0		at Virginia (01/04/20)
	0		Gardner-Webb (12/15/19)
TURNOVERS	2		UMES (12/29/19)
	7		Syracuse (01/18/20)
	7		VMI (12/21/19)
	7		Chattanooga (12/11/19)
FOULS	6		Duke (12/06/19)

Opponent - GAME HIGHS

POINTS	90		vs BYU (11/27/19)
	89		vs Dayton (11/26/19)
	77		North Carolina (01/22/20)
	77		Duke (12/06/19)
	71		Syracuse (01/18/20)
FIELD GOALS MADE	35		vs Dayton (11/26/19)
	32		vs BYU (11/27/19)
FIELD GOAL ATTEMPTS	71		Coppin St. (11/08/19)
	69		NC State (01/11/20)
FIELD GOAL PERCENTAGE	.636	(35-55)	vs Dayton (11/26/19)
	.542	(32-59)	vs BYU (11/27/19)
3 PT FG MADE	17		vs BYU (11/27/19)
	13		VMI (12/21/19)
3 PT FG ATTEMPTS	39		Coppin St. (11/08/19)
	34		vs BYU (11/27/19)
3 PT FG PERCENTAGE	.500	(17-34)	vs BYU (11/27/19)
	.458	(11-24)	vs Dayton (11/26/19)
FREE THROWS MADE	17		at Wake Forest (01/14/20)
	14		North Carolina (01/22/20)
	14		USC Upstate (11/13/19)
FREE THROW ATTEMPTS	23		at Wake Forest (01/14/20)
	20		North Carolina (01/22/20)
FREE THROW PERCENTAGE	1.000	(10-10)	Duke (12/06/19)
	.818	(9-11)	vs BYU (11/27/19)
REBOUNDS	45		Coppin St. (11/08/19)
	43		North Carolina (01/22/20)
	43		NC State (01/11/20)
	43		vs Michigan St. (11/25/19)
ASSISTS	22		vs BYU (11/27/19)
	22		vs Dayton (11/26/19)
STEALS	8		Duke (12/06/19)
	8		Coppin St. (11/08/19)
BLOCKED SHOTS	7		UMES (12/29/19)
	5		NC State (01/11/20)
TURNOVERS	23		VMI (12/21/19)
	19		Lehigh (11/16/19)
FOULS	27		at Wake Forest (01/14/20)
	21		vs Dayton (11/26/19)

Opponent - GAME LOWS

POINTS	37		UMES (12/29/19)
	42		Coppin St. (11/08/19)
	46		Gardner-Webb (12/15/19)
	53		Lehigh (11/16/19)
	55		VMI (12/21/19)
FIELD GOALS MADE	14		UMES (12/29/19)
	14		Coppin St. (11/08/19)
FIELD GOAL ATTEMPTS	51		VMI (12/21/19)
	53		at Syracuse (01/07/20)
	53		Chattanooga (12/11/19)
	53		Lehigh (11/16/19)
	53		USC Upstate (11/13/19)
FIELD GOAL PERCENTAGE	.197	(14-71)	Coppin St. (11/08/19)
	.237	(14-59)	UMES (12/29/19)
3 PT FG MADE	3		USC Upstate (11/13/19)
	6		Syracuse (01/18/20)
	6		NC State (01/11/20)
	6		at Syracuse (01/07/20)
	6		Coppin St. (11/08/19)
3 PT FG ATTEMPTS	17		at Syracuse (01/07/20)
	20		at Wake Forest (01/14/20)
3 PT FG PERCENTAGE	.120	(3-25)	USC Upstate (11/13/19)
	.154	(6-39)	Coppin St. (11/08/19)
FREE THROWS MADE	0		VMI (12/21/19)
	2		UMES (12/29/19)
FREE THROW ATTEMPTS	0		VMI (12/21/19)
	5		UMES (12/29/19)
	5		Lehigh (11/16/19)
FREE THROW PERCENTAGE	.000	(0-0)	VMI (12/21/19)
	.400	(2-5)	UMES (12/29/19)
REBOUNDS	26		Delaware St. (11/20/19)
	28		Lehigh (11/16/19)
ASSISTS	6		at Syracuse (01/07/20)
	6		Coppin St. (11/08/19)
STEALS	1		North Carolina (01/22/20)
	1		at Wake Forest (01/14/20)
	1		UMES (12/29/19)
	1		Chattanooga (12/11/19)
BLOCKED SHOTS	1		at Syracuse (01/07/20)
	1		vs Dayton (11/26/19)
	1		Delaware St. (11/20/19)
	1		Lehigh (11/16/19)
	1		Coppin St. (11/08/19)
TURNOVERS	4		Syracuse (01/18/20)
	6		vs BYU (11/27/19)
FOULS	9		Lehigh (11/16/19)





Mike YOUNG

- First season at Virginia Tech
- 18th as a head coach in Division I
- Produced three AP All-America selections at Wofford
- Took Wofford to five NCAA Tournament appearances

The Young File

PERSONAL

BORN: May 1, 1963
 HOMETOWN: Radford, Virginia
 FAMILY: Wife (Margaret), Children (Cooper & Davis)
 COACHING RECORD AT VIRGINIA TECH: 14-5 (1st year)
 CAREER HEAD COACHING RECORD: 313-249 (.557)

EDUCATION

Emory & Henry (1986)
 JOINED TECH STAFF: April 7, 2019
 YEARS OF COLLEGIATE HEAD COACHING: 18
 YEARS OF COLLEGIATE COACHING: 33

COACHING CAREER

Year	School
1986-88	Assistant Coach, Emory & Henry
1988-89	Assistant Coach, Radford
1989-02	Assistant Coach, Wofford
2002-19	Head Coach, Wofford
2019-present	Head Coach, Virginia Tech

ACCOMPLISHMENTS

Five NCAA Tournaments

2019, 2015, 2014, 2011, 2010

Five SoCon Tournament Championships

2019, 2015, 2014, 2011, 2010

Four SoCon Regular-Season Titles

2019, 2015, 2011, 2010

Two-time National Coach of the Year

2019 (Sporting News), 2010 (Hugh Durham)

Three AP All-America Selections

Fletcher Magee (2018-19) Karl Cochran (2014-15) Noah Dahlman (2009-10)

Four SoCon Player of the Years

Fletcher Magee (2017-18, 2018-19) Karl Cochran (2014-15) & Noah Dahlman (2009-10)

All-SoCon

24 selections (Coaches) 34 selections (media)

Mike Young begins his first season as the head men's basketball coach at Virginia Tech. The veteran head coach comes home to the New River Valley with a wealth of experience and the desire and focus to lead this Hokies program in its quest to be among the best in the ACC and the nation.

Since arriving in Blacksburg, Young has worked diligently to assemble a top-level coaching staff. Along with that staff, Young has devoted countless hours toward putting together a competitive roster for the 2019-20 season and making a noticeable impact on the always evolving national recruiting community.

The Radford, Virginia native joins the Hokies after a record-setting 17-year tenure as the head coach at Wofford. The Terriers posted a 30-5 overall record in 2018-19, including a perfect 18-0 mark in Southern Conference play, and registered a convincing 84-68 win over Seton Hall in the first round of the 2019 NCAA Tournament.

The 2019 Sporting News Coach of the Year, Young finished third in last season's Associated Press Coach of the Year voting behind Texas Tech's Chris Beard and Houston's Kelvin Sampson. In his 17 seasons at the helm as head coach of Wofford College, Young built the Terriers into one of the Southern Conference's preeminent programs and a perennial NCAA Tournament participant. He guided Wofford to five NCAA Tournament berths over the past 10 seasons and five Southern Conference championships. In addition to the on-court success of his teams, 100 percent of Young's student-athletes at Wofford who completed their eligibility graduated.

In addition to owning numerous coaching accolades, Young currently serves as a member of the NCAA's Men's Basketball Ethics Committee.

Young compiled a 299-244 (.551) overall record at Wofford and earned Southern Conference Coach of the Year honors four times (2010, 2014, 2015 and 2019). Under his guidance, the Terriers registered an impressive list of nonconference wins, including ones over the likes of Auburn, Cincinnati, Clemson, Georgia, Georgia Tech, NC State, Purdue, Seton Hall, South Carolina, Virginia Tech, Xavier and Wake Forest. Arguably the most compelling nonconference victory of his tenure at Wofford came on Dec. 20, 2017 when the Terriers faced then-No. 5 North Carolina at the Dean Smith Center in Chapel Hill, North Carolina and registered a 79-75 victory over head coach Roy Williams and the Tar Heels.

Prior to assuming the head coaching reins for the Terriers in 2002-03, Young was an assistant coach to current Wofford Director of Athletics Richard Johnson. Young came to

Wofford after serving as a graduate assistant for one year under Oliver Purnell at Radford University.

A 1986 graduate of Emory & Henry College, he was a four-year letterman in basketball for coach Bob Johnson and the team captain his junior and senior seasons. He credits Johnson for having a major influence on his playing and coaching career.

Upon his graduation, Young became a full-time assistant coach for two years at Emory & Henry before moving on to Radford. Another of Young's mentors is Fletcher Arritt, longtime coach of Fork Union (Va.) Military Academy. Young played one season for him before attending Emory & Henry. In the summer of 2015, Young was inducted into the Emory & Henry College Sports Hall of Fame, as well as the Radford High School Hall of Fame.

Young and wife Margaret have a daughter, Cooper, a student at the University of the South, and a son, Davis, who is attending Blacksburg High School.

YEAR BY YEAR

Year	School	Rec.	Conf.	Postseason
2019-20	Virginia Tech	14-5	5-3	---
2018-19	Wofford	30-5	18-0	NCAA Round of 32
2017-18	Wofford	21-13	11-7	CIT
2016-17	Wofford	16-17	10-8	
2015-16	Wofford	15-17	11-7	
2014-15	Wofford	28-7	16-2	NCAA First Round
2013-14	Wofford	20-13	11-5	NCAA First Round
2012-13	Wofford	13-19	7-11	
2011-12	Wofford	19-14	12-6	CBI
2010-11	Wofford	21-13	14-4	NCAA First Round
2009-10	Wofford	26-9	15-3	NCAA First Round
2008-09	Wofford	16-14	12-8	
2007-08	Wofford	16-16	8-12	
2006-07	Wofford	10-20	5-13	
2005-06	Wofford	11-18	6-9	
2004-05	Wofford	14-14	7-9	
2003-04	Wofford	9-20	4-12	
2002-03	Wofford	14-15	8-8	



BOUNCE BACK TIME

- When Mike Young loses a basketball game, it rarely spills into the next game, with his teams bouncing back with a W, especially over the last five years with him being .667 by going 38-19.
- Young went 4-0 last year after a loss and 9-3 the year prior with the Terriers. He is 3-2 at Tech.

Season	G	W	L	Pct.
2002-03	14	7	7	.500
2003-04	19	7	12	.368
2004-05	13	5	8	.385
2005-06	17	8	9	.471
2006-07	19	6	13	.316
2007-08	15	7	8	.467
2008-09	13	8	5	.615
2009-10	8	5	3	.625
2010-11	12	9	3	.750
2011-12	13	8	5	.615
2012-13	18	9	9	.500
2013-14	12	7	5	.583
2014-15	6	5	1	.833
2015-16	16	9	7	.563
2016-17	16	10	6	.625
2017-18	12	9	3	.750
2018-19	4	4	0	1.000
2019-20	5	3	2	.600
Total	232	126	106	.543



WHEN IT COUNTS

- Mike Young brings a polished resume from his time at Wofford and you can see that in the numbers he carries regarding finishing a lead when his teams have had one over his years of coaching, with 18 seasons to be exact.
- Over the last six years when Young has had a lead with five minutes to go, he usually holds on to it to preserve the win, boasting a .925 winning percentage to his name.
- Since his arrival to Tech, the Hokies have carried the trend also, owning a perfect 11-0 record.

Year	G	W	L	Pct.
2014-15	25	23	2	.920
2015-16	17	14	3	.824
2016-17	17	15	2	.882
2017-18	21	19	2	.905
2018-19	27	27	0	1.000
2019-20	11	11	0	1.000
Total	119	110	9	.925

Opponent	G	W	L	Pct.
High-Major	8	7	1	.875
Mid-Major	110	102	8	.927
Conference	68	61	7	.897
Nonconference	50	48	2	.960
Postseason	9	7	2	.778

WHAT THEY'RE SAYING



So much for our No. 1 this week! That was quick. What a win for @HokiesMBB and first-year Virginia Tech coach Mike Young.



Today we saw why many NBA folks felt that Mike Young could be an offensive coordinator at the professional level. Guy is a genius offensively.



The best compliment I could give Mike Young is that when you talk to any coach from the Southern Conference, where he spent the previous 17 seasons, they all say the same thing: He's a GREAT basketball coach.

Ask @ForbesETSUhoops.

Scott Van Pelt @notthefakeSVP · Nov 25, 2019
Replying to @GaryParrishCBS
I love watching his half court stuff. It's art.



Mike Young can coach, people.

On Coach Young VT

Mike Young is one of those 20-year overnight sensations. Those of us who know college basketball have always recognized what a great coach he is. The nation found out this season in the NCAA Tournament. He is a great fit for Virginia Tech.

-Fran Fraschilla
Former NCAA head coach & current ESPN college basketball analyst

On Coach Young VT

Mike Young has shown during his tenure at Wofford that not only is he an outstanding coach, but he's also a program builder. He develops players and men. He's an excellent communicator and teacher. His teams are always sound, tough, unselfish and fun to watch.

-Clark Kellogg
CBS Sports Men's Basketball Analyst





HUNTER CATTOOR (cuH-TOUR)

Freshman | 6-3 | 205
G | Orlando, Fla.

High School
Bishop Moore

Major: Business

0

AT THE RIM

- Has played in 18 games, drawing one start.
- Tied his ACC-high in points with five against North Carolina (1/22) and chipped in two rebounds, an assist and a steal.
- Played a season-low eight minutes versus Syracuse (1/18).
- Earned his first start since the season opener, playing 18 minutes and pulling down a rebound at Wake Forest (1/14).
- Set a career high in points for the second straight game, collecting 17 points, thanks to five 3-pointers, four rebounds, an assist and a steal versus Maryland Eastern Shore (12/29).
- Dropped a then-career-high 14 points, scoring 13 of those points in the second half, and tallied five rebounds and 2 steals, which he converted into transition layups, vs. VMI (12/21).
- Originally committed to Wofford, but signed with the Hokies after Virginia Tech's hiring of Mike Young.
- Four-year letterwinner at Bishop Moore High School.
- FHSAA 6A first-team All-State and District Player of the Year.
- Scored 1,420 points in high school and a 3-star (247 Sports).
- Also played quarterback on Bishop Moore's football team for one season.

CAREER HIGHS

Statistic	Value
Points	17 vs UMES 12/29/19
Rebounds	8 vs Coppin St. 11/08/19
Assists	4 vs Delaware St. 11/20/19
Steals	3 vs Gardner-Webb 12/15/19
Blocks	1 vs Coppin St. 11/08/19, vs Lehigh 11/16/19, vs Michigan St. 11/25/19
FG Made	6 vs UMES 12/29/19
FG Attempts	9 vs UMES 12/29/19
3FG Made	5 vs UMES 12/29/19
3FG Attempts	7 vs Lehigh 11/16/19, vs UMES 12/29/19
FT Made	4 vs VMI 12/21/19, at Virginia 01/04/20
FT Attempts	7 vs VMI 12/21/19

GAME-BY-GAME STATS

Opponent	Date	GS	MIN	Total		3-Pointers		Free throws		Rebounds		PF	A	T/O	BLK	STL	PTS	AVG		
				FG-FGA	PCT	3FG-3FGA	PCT	FT-FTA	PCT	OFF	DEF								TOT	AVG
at Clemson	11/05/19	*	27:13	0-3	.000	0-2	.000	0-0	.000	0	4	4	4	0	1	0	0	0	0.0	
Coppin St.	11/08/19		22:03	2-6	.333	1-5	.200	0-0	.000	1	7	8	6	1	3	1	1	5	2.5	
USC Upstate	11/13/19		22:36	3-7	.429	3-7	.500	0-0	.000	0	0	0	4	0	1	1	0	9	4.7	
Lehigh	11/16/19		21:54	4-8	.500	3-7	.429	0-0	.000	0	1	1	3	0	2	0	1	2	11.6	
Delaware St.	11/20/19		23:07	3-6	.500	2-4	.500	0-0	.000	0	6	6	3	1	4	0	0	8	6.6	
vs Michigan St.	11/25/19		30:13	4-8	.500	2-5	.400	0-0	.000	0	2	2	3	3	3	0	1	10	7.2	
vs Dayton	11/26/19		30:30	4-7	.571	4-6	.667	0-2	.000	0	1	1	3	3	0	1	0	12	7.9	
vs BYU	11/27/19		21:01	1-2	.500	1-2	.500	0-1	.000	0	4	4	3	3	0	1	0	3	7.3	
Duke	12/06/19		17:36	0-2	.000	0-2	.000	0-0	.000	0	0	0	2	9	1	0	0	0	6.4	
Gardner-Webb	12/15/19		16:53	4-7	.571	2-4	.500	1-2	.500	0	1	1	2	2	2	0	3	11	6.9	
VMI	12/21/19		24:37	4-8	.500	2-6	.333	4-7	.571	1	4	5	2	9	1	1	0	2	14.7	
UMES	12/29/19		22:56	6-9	.667	5-7	.714	0-0	.000	1	3	4	3	0	1	1	0	17	8.3	
at Virginia	01/04/20		22:37	0-1	.000	0-1	.000	4-4	1.000	0	1	1	2	8	0	1	0	2	4.0	
at Syracuse	01/07/20		20:09	1-7	.143	1-6	.167	0-0	.000	0	0	0	2	6	3	1	0	1	3.7	
NC State	01/11/20		19:39	1-5	.200	1-4	.250	2-2	1.000	0	4	4	2	7	0	1	0	1	5.7	
at Wake Forest	01/14/20	*	18:30	0-2	.000	0-2	.000	0-0	.000	0	1	1	2	6	2	0	1	0	0.0	
Syracuse	01/18/20		08:41	0-3	.000	0-3	.000	0-0	.000	0	0	0	2	5	1	0	0	0	6.6	
North Carolina	01/22/20		15:49	1-3	.333	1-2	.500	2-2	1.000	0	2	2	2	4	1	1	0	1	5.6	
Totals			2:386:03	38-94	.404	28-74	.378	13-20	.650	3	41	44	24	23	24	8	3	16	117	6.5

CAREER STATS

SEASON	TEAM	Field Goals		3-Point		F-Throws		Rebounds		Scoring											
		GP-GS	MIN/AVG	FG-FGA	FG%	3FG-FGA	3FG%	FT-FTA	FT%	OFF	DEF	TOT	AVG	PF	FO	AST	T/O	BLK	STL	PTS	AVG
2019-20	Hokies	18-2	386/21.4	38-94	.404	28-74	.378	13-20	.650	3	41	44	24	23	0	24	8	3	16	117	6.5
TOTAL		18-2	386/21.4	38-94	.404	28-74	.378	13-20	.650	3	41	44	24	23	0	24	8	3	16	117	6.5



ISAIAH WILKINS

Sophomore | 6-4 | 225
G | Winston-Salem, N.C.

High School
Mount Tabor

Major: Communications

1

AT THE RIM

- Has played in all 19 games, starting two contests.
- Had a one-handed slam in transition and pulled down a board in six minutes off the bench versus North Carolina (1/22).
- Hit a 3-pointer and a fadeaway in the lane for five points, while collecting three rebounds and two assists vs. 'Cuse (1/18).
- Tallied two steals, two rebounds and an assist in eight minutes off the bench at Wake Forest (1/14).
- Scored 13 points for the second straight game, while posting four rebounds, two assists and two steals against VMI (12/21).
- Posted his second-most points of the season with 13 versus Gardner-Webb (12/15), while recording two rebounds, three assists and two steals.
- Turned in a season-high 15 points thanks to five 3-pointers, while collecting six rebounds and a career-high seven assists against Delaware State (11/20).
- Played in 34 games, starting one of those (Central Connecticut State on Dec 1) in 2018-19.

CAREER HIGHS

Statistic	Value
Points	21 vs Gardner-Webb 11/09/18
Rebounds	8 vs Saint Francis (PA) 11/24/18
Assists	7 vs Delaware St. 11/20/19
Steals	2 5 times
Blocks	2 vs Northeastern 11/16/18
FG Made	7 vs Gardner-Webb 11/09/18
FG Attempts	10 vs Gardner-Webb 11/09/18, vs Delaware St. 11/20/19
3FG Made	5 vs Gardner-Webb 11/09/18, vs Delaware St. 11/20/19
3FG Attempts	7 vs Gardner-Webb 11/09/18, vs Delaware St. 11/20/19
FT Made	3 5 times
FT Attempts	4 5 times

GAME-BY-GAME STATS

Opponent	Date	GS	MIN	Total		3-Pointers		Free throws		Rebounds		PF	A	T/O	BLK	STL	PTS	AVG			
				FG-FGA	PCT	3FG-3FGA	PCT	FT-FTA	PCT	OFF	DEF								TOT	AVG	
at Clemson	11/05/19	*	20:35	1-7	.143	1-5	.200	1-3	.333	4	2	6	6	0	5	2	2	0	1	4	4.0
Coppin St.	11/08/19	*	23:15	3-8	.375	1-3	.333	0-0	.000	1	6	7	6	5	2	0	3	0	1	7	5.5
USC Upstate	11/13/19		19:37	1-5	.200	0-4	.000	0-0	.000	0	4	4	5	7	1	2	0	0	0	2	4.3
Lehigh	11/16/19		15:13	1-5	.200	0-3	.000	0-0	.000	0	4	4	5	3	1	0	1	0	2	3.8	
vs Michigan St.	11/20/19		25:47	5-10	.500	5-7	.714	0-0	.000	1	5	6	5	4	1	7	0	0	15	6.0	
vs Dayton	11/26/19		12:59	1-3	.333	0-1	.000	0-0	.000	1	0	1	4	7	0	1	0	0	1	2	5.3
vs BYU	11/27/19		10:51	1-1	1.000	1-1	1.000	0-0	.000	1	1	4	4	0	0	0	0	0	3	4.8	
Duke	12/06/19		16:11	2-6	.333	1-4	.250	2-2	1.000	2	2	4	0	2	0	0	0	1	7	5.0	
Chattanooga	12/11/19		06:43	0-2	.000	0-2	.000	0-0	.000	1	0	1	3	7	1	1	0	0	0	0	4.5
Gardner-Webb	12/15/19		19:32	4-7	.571	2-4	.500	3-3	1.000	0	2	2	3	5	1	3	1	0	2	13	5.9
VMI	12/21/19		21:34	4-7	.571	2-4	.500	3-4	.750	1	3	4	3	6	1	2	0	0	2	13	5.9
UMES	12/29/19		13:47	1-4	.250	0-2	.000	2-2	1.000	2	2	4	3	6	2	2	0	0	1	4	5.8
at Virginia	01/04/20		15:32	1-3	.333	1-3	.333	0-0	.000	0	0	0	3	4	0	1	0	0	0	3	5.6
at Syracuse	01/07/20		13:56	1-3	.333	1-3	.333	0-0	.000	1	2	3	3	0	1	1	0	1	3	5.4	
NC State	01/11/20		07:00	0-4	.000	0-1	.000	0-0	.000	1	2	3	3	3	1	0	0	0	0	0	5.1
at Wake Forest	01/14/20		07:34	0-2	.000	0-1	.000	0-0	.000	2	2	2	3	1	1	1	1	0	2	0	4.8
Syracuse	01/18/20		14:36	2-6	.333	1-2	.500	0-0	.000	1	2	3	3	2	3	2	2	0	0	5	4.8
North Carolina	01/22/20		05:35	1-2	.500	0-1	.000	0-0	.000	0	1	1	3	1	0	0	0	0	2	4.6	
Totals			2:280:10	30-89	.337	16-52	.308	12-16	.750	16	43	59	3.1	20	28	10	2	12	88	4.6	

CAREER STATS

SEASON	TEAM	Field Goals		3-Point		F-Throws		Rebounds		Scoring											
		GP-GS	MIN/AVG	FG-FGA	FG%	3FG-FGA	3FG%	FT-FTA	FT%	OFF	DEF	TOT	AVG	PF	FO	AST	T/O	BLK	STL	PTS	AVG
2018-19	Hokies	34-1	486/14.3	57-117	.487	22-54	.407	23-31	.742	31	47	78	2.3	37	0	20	2	18	159	4.7	
2019-20	Hokies	19-2	280/14.7	30-89	.337	16-52	.308	12-16	.750	16	43	59	3.1	20	1	28	10	2	12	88	4.6
TOTAL		53-3	766/14.5	87-206	.422	38-106	.358	35-47	.745	47	90	137	2.6	57-1	48	30	4	30	247	4.7	





LANDERS NOLLEY II (NAH-lee)

Redshirt Freshman | 6-7 | 225
G/F | Atlanta, Ga.

High School
Langston Hughes

Major: Public Health

2

5x ACC Freshman of the Week (Nov. 18, Dec. 2, 16, 30, Jan. 13)
Maui Jim Maui Invitational All-Tournament Team
2018-19 ACC Academic Honor Roll

AT THE RIM

- Has played in all 19 games, starting each contest.
- Third in the ACC in scoring (18.0 PPG), 13th in field-goal % (40.6), sixth in free-throw % (79.7) fourth in 3-point field-goal % (37.6), third in 3-pointers made per game (2.79) and 10th in defensive rebounds per game (5.11).
- Has scored in double figures in seven straight games.
- Racked up his eighth 20-point game of the season, scoring 22, thanks to making 10 of 11 from the charity stripe, and collected seven rebounds and two assists vs. UNC (1/22).
- Had the second-most points of his career with 29 vs. NC State (1/11), while collecting seven rebounds, one assist and a steal.
- Had the best debut by a freshman in Tech history, breaking the school record of most points in a debut with a career-high 30, the fourth-most by an ACC freshman in a debut.
- Led Langston Hughes HS to two state titles.
- His father, Landers Nolley Sr., played for Dale Brown at LSU.

CAREER HIGHS

Statistic	Value	
Points	30	at Clemson 11/05/19
Rebounds	10	vs UMES 12/29/19
Assists	7	vs Syracuse 01/18/20
Steals	3	vs Michigan St. 11/25/19
Blocks	2	vs Michigan St. 11/25/19
FG Made	12	at Clemson 11/05/19
FG Attempts	23	at Clemson 11/05/19
3FG Made	7	vs Lehigh 11/16/19
3FG Attempts	13	vs Syracuse 01/18/20
FT Made	10	vs North Carolina 01/22/20
FT Attempts	11	vs North Carolina 01/22/20

GAME-BY-GAME STATS

Opponent	Date	GS	MIN	Total			3-Pointers			Free throws			Rebounds			PF	A	T/O	BLK	STL	PTS	AVG
				FG-FA	PCT	3FG-3FGA	PCT	FT-FTA	PCT	OFF	DEF	TOT	AVG									
at Clemson	11/05/19	*	36:57	12-23	.522	4-8	.500	2-4	.500	1	4	5	5	3	0	5	0	2	30	30.0		
Coppin St.	11/08/19	*	26:20	3-10	.300	0-5	.000	5-7	.714	0	7	7	6	0	1	3	1	1	11	20.5		
USC Upstate	11/13/19	*	33:35	8-14	.571	4-7	.571	3-4	.750	0	6	6	6	0	3	2	0	1	23	21.3		
Lehigh	11/16/19	*	29:46	10-19	.526	7-12	.583	0-0	.000	0	5	5	5	2	4	5	1	2	27	22.8		
Delaware St.	11/20/19	*	18:25	4-8	.500	2-5	.400	0-0	.000	0	1	1	4	8	1	3	2	0	10	20.2		
vs Michigan St.	11/25/19	*	36:30	5-12	.417	4-6	.667	8-8	1.000	0	4	4	4	7	0	5	3	2	3	22	20.5	
vs Dayton	11/26/19	*	24:28	5-13	.385	3-6	.500	2-2	1.000	0	6	6	4	9	3	1	3	0	1	15	19.7	
vs BYU	11/27/19	*	35:30	9-18	.500	3-4	.750	1-1	1.000	0	7	7	5	1	1	1	0	1	22	20.0		
Duke	12/06/19	*	29:19	3-7	.429	0-2	.000	1-2	.500	0	8	8	5	4	3	4	9	0	0	7	18.6	
Chattanooga	12/11/19	*	34:03	7-20	.350	1-7	.143	4-5	.800	1	5	6	5	5	1	3	2	0	0	19	18.6	
Gardner-Webb	12/15/19	*	30:13	6-14	.429	5-10	.500	1-2	.500	0	9	9	5	8	2	3	1	0	0	18	18.5	
VMI	12/21/19	*	18:26	1-11	.091	1-5	.200	1-2	.500	1	1	2	5	5	1	2	3	0	1	4	17.3	
UMES	12/29/19	*	22:56	6-13	.462	3-8	.375	3-4	.750	3	7	10	5	8	1	3	0	0	0	18	17.4	
at Virginia	01/04/20	*	33:02	7-16	.438	3-8	.375	1-1	1.000	1	4	5	5	8	2	2	0	0	0	18	17.4	
at Syracuse	01/07/20	*	36:20	4-14	.286	1-11	.091	4-6	.667	1	4	5	7	3	4	1	0	1	13	17.1		
NC State	01/11/20	*	33:00	8-19	.421	4-7	.571	9-10	.900	2	5	7	5	8	2	1	3	0	1	29	17.9	
at Wake Forest	01/14/20	*	31:32	7-19	.366	3-9	.333	4-5	.800	1	2	3	5	6	5	2	2	0	2	21	18.1	
Syracuse	01/18/20	*	39:14	5-16	.313	3-13	.231	0-0	.000	0	6	6	5	7	1	7	4	1	0	13	17.8	
North Carolina	01/22/20	*	44:25	5-17	.294	2-8	.250	10-11	.909	1	6	7	5	7	3	2	3	0	0	22	18.0	
Totals			19	594/31.3	115-283	.406	53-141	.376	59-74	.797	12	97	109	5.7	35	51	57	5	16	342	18.0	

CAREER STATS

SEASON	TEAM	GP-GS	MIN	AVG	FG-FA	FG%	3FG-3FGA	3FG%	FT-FTA	FT%	OFF	DEF	TOT	AVG	PF	AST	T/O	BLK	STL	PTS	AVG
2019-20	Hokies	19-19	594/31.3	115-283	.406	53-141	.376	59-74	.797	12	97	109	5.7	35-51	57	5	16	342	18.0		
TOTAL		19-19	594/31.3	115-283	.406	53-141	.376	59-74	.797	12	97	109	5.7	35-51	57	5	16	342	18.0		



WABISSA BEDE (wa-BEE-sah BEE-dee)

Junior | 6-0 | 200
G | North Andover, Mass.

High School
Cushing Academy

Major: Communications

3

2018-19 ACC Academic Honor Roll

AT THE RIM

- Has played in all 19 games, starting each contest.
- Third in the ACC in assists per game (6.32) and first in assist-turnover ratio (4.00). Then he is tied for second in ACC-only games with 6.00 assists p/g and second with a 3.20 A/TO ratio.
- His nine assists at Wake Forest (1/14) are tied for the second-most assists among ACC players in conference games.
- Put together a near double-double effort versus North Carolina (1/22), posting eight points, eight assists, five rebounds and two steals.
- Registered nine points, five rebounds and three assists versus Syracuse (1/18).
- Had six points and nine assists at Wake Forest (1/14).
- Collected seven assists, two rebounds, two steals and two points against NC State (1/11).
- Played one of his best offensive games, recording a season-high 11 points, three rebounds and five assists versus then-No. 3 Michigan State (11/25).
- Played in 35 games, starting 28 of those in 2018-19.

CAREER HIGHS


Statistic	Value	
Points	14	vs UMES 12/28/18
Rebounds	9	vs Coppin St. 11/08/19
Assists	10	vs Coppin St. 11/08/19, vs Delaware St. 11/20/19
Steals	4	vs Gardner-Webb 11/09/18, at Clemson 02/09/19, at NC State 02/02/19
Blocks	2	vs The Citadel 11/12/17
FG Made	6	vs Duke 12/06/19
FG Attempts	13	vs BYU 11/27/19
3FG Made	4	vs UMES 12/28/18
3FG Attempts	5	vs Duke 02/26/19, vs BYU 11/27/19
FT Made	6	vs Houston Baptist 11/21/17
FT Attempts	9	vs Michigan St. 11/25/19

GAME-BY-GAME STATS

Opponent	Date	GS	MIN	Total			3-Pointers			Free throws			Rebounds			PF	A	T/O	BLK	STL	PTS	AVG
				FG-FA	PCT	3FG-3FGA	PCT	FT-FTA	PCT	OFF	DEF	TOT	AVG									
at Clemson	11/05/19	*	31:44	2-4	.500	0-1	.000	3-4	.750	0	8	8	8	0	3	6	3	1	0	7	7.0	
Coppin St.	11/08/19	*	24:15	1-4	.250	1-3	.333	0-0	.000	0	9	9	8	5	2	10	2	0	2	3	5.0	
USC Upstate	11/13/19	*	25:44	3-8	.375	1-2	.500	0-0	.000	0	2	2	6	3	2	8	2	1	1	7	5.7	
Lehigh	11/16/19	*	25:14	2-6	.333	0-2	.000	0-0	.000	0	3	3	5	5	1	6	1	0	3	4	5.3	
Delaware St.	11/20/19	*	23:15	2-3	.667	1-2	.500	0-2	.000	0	5	5	5	4	0	10	0	0	1	5	5.2	
vs Michigan St.	11/25/19	*	30:43	3-10	.300	0-3	.000	5-9	.556	0	3	3	5	0	4	5	2	1	0	11	6.2	
vs Dayton	11/26/19	*	33:34	2-9	.222	0-4	.000	2-3	.667	0	2	2	4	6	3	6	1	0	3	6	6.1	
vs BYU	11/27/19	*	34:07	5-13	.385	1-5	.200	0-1	.000	1	3	4	4	5	2	7	2	0	0	11	6.8	
Duke	12/06/19	*	35:03	6-10	.600	0-1	.000	0-0	.000	0	4	4	4	4	0	5	2	0	0	12	7.3	
Chattanooga	12/11/19	*	38:26	3-7	.429	1-1	1.000	0-0	.000	2	6	8	4	8	1	7	2	1	1	7	7.3	
Gardner-Webb	12/15/19	*	24:18	3-5	.600	1-2	.500	1-2	.500	1	0	1	4	5	1	5	2	0	0	8	7.4	
VMI	12/21/19	*	29:36	1-3	.333	0-1	.000	2-2	1.000	0	3	3	4	3	2	0	1	0	0	4	7.1	
UMES	12/29/19	*	19:55	0-4	.000	0-2	.000	0-0	.000	0	0	0	3	3	4	0	6	0	1	0	6.5	
at Virginia	01/04/20	*	30:23	0-2	.000	0-1	.000	0-0	.000	0	4	4	4	2	3	2	2	0	2	0	6.1	
at Syracuse	01/07/20	*	33:38	0-1	.000	0-0	.000	2-2	1.000	0	3	3	4	1	1	8	3	0	2	2	5.8	
NC State	01/11/20	*	27:40	0-3	.000	0-3	.000	2-2	1.000	0	2	2	4	0	2	7	2	0	2	2	5.6	
at Wake Forest	01/14/20	*	28:40	3-5	.600	0-2	.000	0-4	.000	1	2	3	3	9	4	9	2	0	0	6	5.6	
Syracuse	01/18/20	*	25:13	4-7	.571	1-3	.333	0-1	.000	2	3	5	4	0	4	3	0	0	0	9	5.8	
North Carolina	01/22/20	*	44:19	3-9	.333	1-2	.500	1-2	.500	0	5	5	4	1	2	8	1	0	2	8	5.9	
Totals			19	565:48	43-113	.381	8-40	.200	18-34	.529	7	70	77	4.1	35	120	30	5	20	112	5.9	

CAREER STATS

SEASON	TEAM	GP-GS	MIN	AVG	FG-FA	FG%	3FG-3FGA	3FG%	FT-FTA	FT%	OFF	DEF	TOT	AVG	PF	AST	T/O	BLK	STL	PTS	AVG
2017-18	Hokies	28-0	233/8.3	25-51	.490	9-17	.529	11-18	.611	4	20	24	0.9	27-1	23	9	3	7	70	2.5	
2018-19	Hokies	35-26	886/																		



NAHIEM ALLEYNE (na-HEEM ah-LEAN)

Freshman | 6-3 | 195
G | Buford, Ga.

High School
Mountain View

Major: University Studies

4

AT THE RIM

- Has played in all 19 games, drawing 15 starts.
- Has scored in double figures in three straight games, the longest of his career.
- Collected 11 points, with three 3-pointers, two rebounds and three assists versus North Carolina (1/22).
- Scored the third-most points of his career versus Syracuse (1/18) with 17 on 6-of-7 shooting, with five of those makes being 3s, while tying a career-high four assists.
- Tallied five points, two assists and four rebounds against NC State (1/11), marking his most boards since Dec. 11.
- Turned in his best scoring game, recording a career-high 22 points on 7-of-13 shooting, while going a perfect 5 for 5 from the charity stripe, and five rebounds vs. Chattanooga (12/11).
- Two-year letterwinner at Mountain View High School.
- GHSA All-State and All-Region.
- Averaged 17.2 points per game and made 63 three-pointers in the 2018-19 season.
- A three-star on 247 Sports.
- Ranked as the 21st-best player in the state of Georgia.

CAREER HIGHS

Statistic	Value
Points	22 vs Chattanooga 12/11/19
Rebounds	5 vs Chattanooga 12/11/19
Assists	4 vs USC Upstate 11/13/19, vs Syracuse 01/18/20, vs BYU 11/27/19
Steals	2 vs Michigan St. 11/25/19
Blocks	2 vs Delaware St. 11/20/19
FG Made	7 vs Delaware St. 11/20/19, vs Chattanooga 12/11/19
FG Attempts	13 vs Chattanooga 12/11/19
3FG Made	5 vs Delaware St. 11/20/19, vs Syracuse 01/18/20
3FG Attempts	9 vs Delaware St. 11/20/19, vs North Carolina 01/22/20
FT Made	5 at Clemson 11/05/19, vs Chattanooga 12/11/19, at Wake Forest 01/14/20
FT Attempts	6 at Clemson 11/05/19, at Wake Forest 01/14/20

GAME-BY-GAME STATS

Opponent	Date	GS	MIN	Total FG-GA	PCT	3FG-3FGA	PCT	FT-FTA	PCT	Rebounds OFF	DEF	TOT	AVG	PF	A	T/O	BLK	STL	PTS	AVG	
at Clemson	11/05/19	*	22:44	2-9	.222	2-6	.333	5-6	.833	0	3	3	3.0	1	1	1	0	1	11	11.0	
Coppin St.	11/08/19	*	23:28	6-8	.750	4-6	.667	2-2	1.000	0	2	2	2.5	0	0	1	0	0	18	14.5	
USC Upstate	11/13/19	*	25:13	3-6	.500	1-3	.333	2-3	.667	0	2	2	2.3	0	4	0	1	0	9	12.7	
Lehigh	11/16/19	*	20:43	1-7	.143	0-3	.000	3-4	.750	0	2	2	2.3	0	1	0	0	0	5	10.8	
Delaware St.	11/20/19	*	31:15	7-11	.636	5-9	.556	1-1	1.000	0	4	4	2.6	0	1	0	2	1	20	12.6	
vs Michigan St.	11/25/19	*	33:51	3-10	.300	2-4	.500	2-3	.667	0	3	3	2.7	2	1	0	0	2	10	12.2	
vs Dayton	11/26/19	*	30:57	3-8	.375	0-1	.000	3-5	.600	0	2	2	2.6	2	3	1	0	0	9	11.7	
vs BYU	11/27/19	*	36:28	5-8	.625	2-4	.500	0-0	.000	0	3	3	2.6	1	4	2	1	0	12	11.8	
Duke	12/06/19	*	32:25	2-6	.333	1-3	.333	1-2	.500	2	0	2	2.6	0	1	1	0	1	6	11.1	
Chattanooga	12/11/19	*	35:32	7-13	.538	3-7	.429	5-5	1.000	1	4	5	2.8	1	0	2	0	0	22	12.2	
Gardner-Webb	12/15/19	*	23:15	0-4	.000	0-2	.000	0-0	.000	0	2	2	2.7	1	1	1	0	0	0	11.1	
VMI	12/21/19	*	27:43	2-7	.286	0-2	.000	1-3	.333	0	2	2	2.7	0	2	1	0	0	5	10.6	
UMES	12/29/19	*	25:05	1-10	.100	0-5	.000	3-3	1.000	1	0	1	2.5	0	2	1	0	0	5	10.2	
at Virginia	01/04/20	*	22:14	1-9	.111	0-1	.000	0-0	.000	0	2	2	2.5	2	0	0	0	1	2	9.6	
at Syracuse	01/07/20	*	22:55	2-6	.333	2-6	.333	0-2	.000	1	2	3	2.5	3	1	2	0	0	6	9.3	
NC State	01/11/20	*	21:18	1-6	.167	1-1	1.000	2-3	.667	0	4	4	2.6	2	2	0	0	0	5	9.1	
at Wake Forest	01/14/20	*	17:58	2-3	.667	1-2	.500	5-6	.833	0	2	2	2.6	2	0	0	0	1	10	9.1	
Syracuse	01/18/20	*	28:32	6-7	.857	5-6	.833	0-0	.000	0	3	3	2.6	1	4	0	0	0	17	9.6	
North Carolina	01/22/20	*	33:47	4-11	.364	3-9	.333	0-0	.000	0	2	2	2.6	0	3	0	0	0	11	9.6	
Totals			15	515:23	58-149	.389	32-80	.400	35-48	.729	5	44	49	2.6	18	31	13	4	7	183	9.6

CAREER STATS

SEASON	TEAM	GP-GS	MIN	AVG	FG-GA	FG%	3FG-3FGA	3FG%	FT-FTA	FT%	OFF	DEF	TOT	AVG	PF	FO	AST	TO	BLK	STL	PTS	AVG
2019-20	Hokies	19-15	515/27.1		58-149	.389	32-80	.400	35-48	.729	5	44	49	2.6	18-0	31	13	4	7	183	9.6	
TOTAL		19-15	515/27.1		58-149	.389	32-80	.400	35-48	.729	5	44	49	2.6	18-0	31	13	4	7	183	9.6	



JONATHAN KABONGO (kuh-BONGO)

Sophomore | 6-4 | 195
G | Toronto, Canada

High School
Thornlea Secondary

Major: Creative Writing

10

AT THE RIM

- Has yet to see action.
- Played in 21 games in 2018-19.
- Hit a 3-pointer, pulled down two rebounds and swatted a shot against Miami (Fla) in the second round of the ACC Tournament.
- Tied a career high and scored an ACC-high six points at Pitt, while collecting ACC highs in three categories—two rebounds, one assist and a steal in his second-most minutes of the season with 13.
- Scored his first points in ACC action, coming off the bench in the final minute and making a layup versus Syracuse.
- Played in his first league game against Wake Forest .
- Scored his first points as a Hokie against Central Connecticut State, nailing a 3-pointer.
- Played in the season opener against Gardner-Webb, earning his first assist.

CAREER HIGHS

Statistic	Value
Points	6 at Pittsburgh 02/16/19, vs UMES 12/28/18
Rebounds	2 at Pittsburgh 02/16/19, vs Northeastern 11/16/18, vs Miami (FL) 03/13/19
Assists	1 4 times
Steals	1 at Notre Dame 02/23/19, at Pittsburgh 02/16/19, vs South Carolina St. 12/09/18
Blocks	1 vs Miami (FL) 03/13/19
FG Made	2 at Pittsburgh 02/16/19, vs UMES 12/28/18
FG Attempts	5 vs UMES 12/28/18
3FG Made	2 at Pittsburgh 02/16/19
3FG Attempts	4 vs Central Conn. St. 12/01/18, vs UMES 12/28/18
FT Made	1 vs Virginia 02/18/19, vs UMES 12/28/18
FT Attempts	2 vs UMES 12/28/18

GAME-BY-GAME STATS

CAREER STATS

SEASON	TEAM	GP-GS	MIN	AVG	FG-GA	FG%	3FG-3FGA	3FG%	FT-FTA	FT%	OFF	DEF	TOT	AVG	PF	FO	AST	TO	BLK	STL	PTS	AVG
2018-19	Hokies	21-0	102/4.8		11-28	.393	7-22	.318	2-4	.500	0	12	12	0.6	10-0	4	4	1	3	31	1.5	
TOTAL		21-0	102/4.8		11-28	.393	7-22	.318	2-4	.500	0	12	12	0.6	10-0	4	4	1	3	31	1.5	





BRENDAN PALMER

Sophomore | 6-4 | 195
G | Winston-Salem, N.C.

High School
Forsyth Country Day

Major: Public Health

11

2018-19 ACC Academic Honor Roll

AT THE RIM

- Has played in two games.
- Scored the first basket of his career versus Maryland Eastern Shore (12/29), making a contested layup and finishing with a career-high three rebounds.
- Came in off the bench in the final two minutes against Coppin State (11/8) in the home opener, earning his first career rebound and a steal.
- Appeared in four games in the 2018-19 season.
- Played in his first ACC game against Miami (Fla.).
- Appeared versus Central Connecticut State.
- Came in against St. Francis (Pa.).
- College debut was versus Northeastern.
- Member of the National Honor Society.
- Lettered previous season at Calvary Day School, where he also ran track.

CAREER HIGHS

Statistic	Value
Points	2 vs UMES 12/29/19
Rebounds	3 vs UMES 12/29/19
Steals	1 vs Coppin St. 11/08/19
FG Made	1 vs UMES 12/29/19
FG Attempts	2 vs Coppin St. 11/08/19, vs UMES 12/29/19
3FG Attempts	2 vs Coppin St. 11/08/19

GAME-BY-GAME STATS

Opponent	Date	GS	MIN	Total FG-FGA PCT	3-Pointers 3FG-3FGA PCT	Free throws FT-FTA PCT	Rebounds OFF DEF TOT AVG	PF	A	T/O	BLK	STL	PTS	AVG				
Coppin St.	11/08/19	02:09	0-2	.000	0-2	.000	0-0	.000	0	1	1	1.0	0	0	0	0	0.0	
UMES	12/29/19	06:19	1-2	.500	0-1	.000	0-0	.000	1	2	3	2.0	0	0	1	0	2	1.0
Totals		0	08:28	1-4	.250	0-3	.000	0-0	.000	1	3	4	2.0	0	0	1	2	1.0

CAREER STATS

SEASON	TEAM	GP-GS	MIN	AVG	Field Goals FG-FGA FG%	3-Point 3FG-3FGA 3FG%	F-Throws FT-FTA FT%	Rebounds OFF DEF TOT AVG	PF	FO	AST	T/O	BLK	STL	PTS	AVG		
2018-19	Hokies	4-0	3/0.7	0-0	.000	0-0	.000	0	0	0	0.0	0-0	0	0	0	0.0		
2019-20	Hokies	2-0	8/4.2	1-4	.250	0-3	.000	0-0	.000	1	3	4	2.0	0-0	0	1	2	1.0
TOTAL		6-0	11/1.9	1-4	.250	0-3	.000	0-0	.000	1	3	4	0.7	0-0	0	1	2	0.3



P.J. HORNE

Junior | 6-6 | 225
F | Tifton, Ga.

High School
Tift County

Major: Sociology

14

2018-19 ACC Academic Honor Roll

AT THE RIM

- Has played in all 19 games, starting each contest.
- Hit two clutch free throws to send the game into overtime on Tech's final possession in regulation vs. UNC (1/22) and finished with six points, five rebounds, one block and a steal.
- Posted nine points, five rebounds and a steal versus Syracuse (1/18).
- Tallied seven points, five rebounds and tied a career-high two blocks at Wake Forest (1/14).
- Scored in double figures for the first time since Dec. 6, spanning five games, finishing with 12 points, two rebounds and a steal at Syracuse (1/7).
- After only making one 3-pointer last year in 29 games, had his nine-game streak of making at least one this season snapped versus Chattanooga (12/11), with going 0 for 3 from downtown, but had five rebounds and a career-high two steals.
- Played in 29 games last season, starting four contests.

CAREER HIGHS

Statistic	Value
Points	16 vs Iowa 11/28/17
Rebounds	7 vs Miami (FL) 02/03/18, at Clemson 11/05/19, vs Michigan St. 11/25/19
Assists	3 vs Saint Francis (PA) 11/24/18
Steals	2 vs Chattanooga 12/11/19, vs VMI 12/21/19
Blocks	2 5 times
FG Made	6 4 times
FG Attempts	13 vs Duke 12/06/19
3FG Made	3 vs Coppin St. 11/08/19, vs Duke 12/06/19, vs BYU 11/27/19
3FG Attempts	9 at Virginia 01/04/20
FT Made	4 vs Iowa 11/28/17, vs N.C. A&T 12/28/17, vs Clemson 02/21/18
FT Attempts	7 vs Miami (FL) 02/03/18

GAME-BY-GAME STATS

Opponent	Date	GS	MIN	Total FG-FGA PCT	3-Pointers 3FG-3FGA PCT	Free throws FT-FTA PCT	Rebounds OFF DEF TOT AVG	PF	A	T/O	BLK	STL	PTS	AVG							
at Clemson	11/05/19	*	35:41	3-7	.429	1-4	.250	1-1	1.000	0	7	7	7.0	1	2	1	0	8	8.0		
Coppin St.	11/08/19	*	22:36	3-5	.600	3-4	.750	0-0	.000	1	2	3	5.0	1	2	1	0	1	9	8.5	
USC Upstate	11/13/19	*	25:00	4-7	.571	1-2	.500	0-0	.000	0	4	4	4.7	3	0	1	1	0	9	8.7	
Lafayette	11/16/19	*	25:50	6-8	.750	2-4	.500	0-0	.000	4	1	5	4.8	1	0	2	0	0	14	10.0	
Delaware St.	11/20/19	*	15:21	3-6	.500	1-3	.333	0-0	.000	1	1	2	4.2	2	1	3	0	0	7	9.4	
vs Michigan St.	11/25/19	*	29:40	5-6	.833	2-2	1.000	0-1	.000	4	3	7	4.7	3	1	1	1	0	12	9.8	
vs Dayton	11/26/19	*	28:03	3-4	.750	1-2	.500	0-0	.000	1	2	3	4.4	2	1	1	2	1	7	9.4	
vs BYU	11/27/19	*	31:23	5-6	.833	3-4	.750	0-0	.000	0	4	4	4.4	1	1	1	0	0	13	9.9	
Duke	12/06/19	*	33:36	6-13	.462	3-8	.375	0-0	.000	0	6	6	4.6	1	0	1	2	0	15	10.4	
Chattanooga	12/11/19	*	32:17	1-6	.167	0-3	.000	0-0	.000	2	3	5	4.6	1	0	1	2	2	9.6		
Gardner-Webb	12/15/19	*	18:59	1-4	.250	1-3	.333	0-0	.000	0	5	5	4.6	4	0	2	0	1	3	9.0	
VMI	12/21/19	*	26:43	3-8	.375	0-4	.000	0-0	.000	1	3	4	4.6	1	0	1	0	2	6	8.8	
UMES	12/29/19	*	18:39	3-3	1.000	1-1	1.000	0-0	.000	1	4	5	4.6	0	0	0	1	7	8.6		
at Virginia	01/04/20	*	32:03	2-12	.167	0-9	.000	0-0	.000	1	4	5	4.6	3	0	1	0	0	4	8.3	
at Syracuse	01/07/20	*	23:28	5-8	.625	0-3	.000	2-2	1.000	1	1	2	4.5	3	0	1	0	1	12	8.5	
NC State	01/11/20	*	31:44	1-3	.333	1-2	.500	0-0	.000	1	5	6	4.6	4	0	1	0	1	3	8.2	
at Wake Forest	01/14/20	*	23:11	3-5	.600	1-3	.333	0-0	.000	0	5	5	4.6	2	0	2	0	0	7	8.1	
Syracuse	01/18/20	*	27:19	3-5	.600	1-2	.500	2-5	.400	0	5	5	4.6	0	0	0	1	0	9	8.2	
North Carolina	01/22/20	*	42:22	1-5	.200	1-4	.250	3-4	.750	0	5	5	4.6	4	0	2	1	1	6	8.1	
Totals			19	523:54	61-121	.504	23-67	.343	8-13	.615	18	70	88	4.6	37	8	22	11	12	153	8.1

CAREER STATS

SEASON	TEAM	GP-GS	MIN	AVG	Field Goals FG-FGA FG%	3-Point 3FG-3FGA 3FG%	F-Throws FT-FTA FT%	Rebounds OFF DEF TOT AVG	PF	FO	AST	T/O	BLK	STL	PTS	AVG				
2017-18	Hokies	28-1	327/11.7	49-83	.590	2-6	.333	28-42	.667	31	36	67	2.4	40-2	2	18	7	4	128	4.6
2018-19	Hokies	29-4	379/13.1	42-74	.568	1-8	.125	12-16	.750	32	33	65	2.2	49-0	10	26	8	5	97	3.3
2019-20	Hokies	19-19	524/27.6	61-121	.504	23-67	.343	8-13	.615	18	70	88	4.6	37-0	8	22	11	12	153	8.1
TOTAL		76-24	1230/16.2	152-278	.547	26-81	.321	48-71	.676	81	139	220	2.9	126-2	20	66	26	21	378	5.0





JALEN CONE

Freshman | 5-10 | 170
G | Walkertown, N.C.

High School
Walkertown

Major: Undecided

15

AT THE RIM

- Has played in all 19 games, drawing two starts.
- Makes 2.11 triples per game, tied for ninth in the ACC, and is No. 1 in the ACC in conference games for 3-point field-goal percentage with 56.4% (Minimum 2.5 3FG/G average).
- Has scored in double figures five straight games, the longest streak of his career.
- Hit a career-high six 3-pointers on his way to 18 points and pulled down a career-best seven rebounds vs. UNC (1/22).
- Posted 14 points – all in the first half – and an assist versus Syracuse (1/18), with 12 of those 14 points coming off four 3s.
- Playing near his hometown at Wake Forest (1/14), scored 15 points, including a 4-of-6 mark from downtown.
- Scored a career-high 19 points (16 in the second half) in 19 minutes off the bench at Syracuse (1/7).
- Top 100 prospect, ranked as the No. 8 point guard in the nation and a four-star prospect by 247Sports.com.
- Reclassified from the 2020 class and graduated from high school this past summer a year early.
- Ranked 53rd in the ESPN 100 rankings for the Class of 2020.
- Has a daughter named Ivy Faithe Cone.

CAREER HIGHS

Statistic	Value
Points	19 at Syracuse 01/07/20
Rebounds	7 vs North Carolina 01/22/20
Assists	4 vs Lehigh 11/16/19
Steals	1 vs Delaware St. 11/20/19, at Wake Forest 01/14/20
Blocks	1 vs North Carolina 01/22/20
FG Made	6 vs North Carolina 01/22/20
FG Attempts	13 vs North Carolina 01/22/20
3FG Made	6 vs North Carolina 01/22/20
3FG Attempts	11 vs North Carolina 01/22/20
FT Made	4 at Syracuse 01/07/20
FT Attempts	4 at Syracuse 01/07/20

GAME-BY-GAME STATS

Opponent	Date	GS	MIN	Total			3-Pointers			Free throws			Rebounds			PF	A	T/O	BLK	STL	PTS	AVG
				FG-FGA	PCT	3FG-3FGA	PCT	FT-FTA	PCT	OFF	DEF	TOT	AVG	PF	A							
at Clemson	11/05/19		08:16	1-2	.500	1-1	1.000	0-0	.000	0	1	1	1.0	0	0	0	0	0	0	3	3.0	
Coppin St.	11/08/19		15:45	2-7	.286	1-4	.250	0-0	.000	0	1	1	1.0	2	0	3	0	0	0	5	4.0	
USC Upstate	11/13/19		14:16	4-5	.800	3-3	1.000	0-0	.000	0	1	1	1.0	3	0	1	0	0	0	11	6.3	
Lehigh	11/16/19		14:46	3-5	.600	2-4	.500	0-0	.000	0	1	1	1.0	2	4	1	0	0	0	8	6.8	
Delaware St.	11/20/19		17:55	5-8	.625	5-7	.714	2-2	1.000	1	0	1	1.0	1	1	2	0	1	17	8.8		
vs Michigan St.	11/25/19		09:17	1-1	1.000	0-0	.000	0-1	.000	0	2	2	1.2	3	0	2	0	0	0	2	7.7	
vs Dayton	11/26/19		07:20	0-1	.000	0-0	.000	0-0	.000	0	0	0	1.0	2	0	1	0	0	0	0	6.6	
vs BYU	11/27/19		05:53	0-3	.000	0-2	.000	2-2	1.000	0	0	0	0.9	1	0	0	0	0	0	2	6.0	
Duke	12/06/19		04:57	1-3	.333	0-0	.000	0-0	.000	0	0	0	0.8	0	0	0	0	0	0	2	5.6	
Chattanooga	12/11/19		14:26	1-3	.333	1-1	1.000	0-0	.000	0	1	1	1.0	1	0	1	0	0	0	3	5.3	
Gardner-Webb	12/15/19		15:42	2-6	.333	1-5	.200	1-1	1.000	0	1	1	1.0	0	1	1	0	0	0	6	5.4	
VMI	12/21/19		12:38	2-6	.333	2-3	.667	3-3	1.000	0	1	1	1.0	1	0	0	0	0	0	9	5.7	
UMES	12/29/19		25:11	4-7	.571	3-4	.750	0-0	.000	0	4	4	1.1	2	1	0	0	0	0	11	6.1	
at Virginia	01/04/20		09:30	0-3	.000	0-2	.000	0-0	.000	0	1	1	1.1	2	0	2	0	0	0	0	5.6	
at Syracuse	01/07/20		18:46	5-7	.714	5-7	.714	4-4	1.000	0	1	1	1.1	1	1	1	0	0	0	19	6.5	
NC State	01/11/20		21:13	3-8	.375	2-4	.500	2-2	1.000	0	1	1	1.1	2	0	0	0	0	0	10	6.8	
at Wake Forest	01/14/20		22:14	5-8	.625	4-6	.667	1-2	.500	0	0	0	1.0	0	0	0	0	0	1	15	7.2	
Syracuse	01/18/20	*	32:08	5-11	.455	4-8	.500	0-0	.000	0	0	0	0.9	2	1	1	0	0	0	14	7.6	
North Carolina	01/22/20	*	35:15	6-13	.462	6-11	.545	0-0	.000	1	6	7	1.3	3	2	2	1	0	0	18	8.2	
Totals			2	305:28	50-107	.467	40-72	.556	15-17	.882	2	22	24	1.3	28	11	18	1	2	155	8.2	

CAREER STATS

SEASON	TEAM	GP-GS	MIN	AVG	Field Goals	3-Point	F-Throws	Rebounds	Scoring												
					FG-FGA	3FG-FGA	3FG%	FT-FTA	FT%	OFF	DEF	TOT	AVG	PF	FO	AST	BLK	STL	PTS	AVG	
2019-20	Hokies	19-2	305/16.1		50-107	.467	40-72	.556	15-17	.882	2	22	24	1.3	28-0	11	18	1	2	155	8.2
TOTAL		19-2	305/16.1		50-107	.467	40-72	.556	15-17	.882	2	22	24	1.3	28-0	11	18	1	2	155	8.2



JOHN OJIAKO (OH-gee-ah-co)

Freshman | 6-10 | 240
F | Lagos, Nigeria

High School
Admiral Farragut

Major: Undecided

21

AT THE RIM

- Has played in 18 games.
- Had a putback, made a layup and hit a free throw while grabbing two rebounds versus North Carolina (1/22).
- Did not play in the Syracuse (1/18) game.
- Pulled down two rebounds but fouled out for the first time this season at Wake Forest (1/14).
- Exploded for a near double-double in 20 minutes of action versus Maryland Eastern Shore (12/29), collecting a career-high 15 points, eight rebounds and a career-best three blocks.
- Pulled down a career-high nine rebounds and four points versus Gardner-Webb (12/15).
- Had a near double-double against Delaware State (11/20), recording nine points and seven rebounds - both career highs.
- Played at Admiral Farragut High School.
- Originally from Nigeria, played his high school basketball first in Kentucky and last year in St. Petersburg, Florida.
- Rated as No. 25 center in the nation and No. 10 player in Florida by ESPN.
- Three-star prospect on 247 Sports and Rivals.com.
- No. 21 player in Florida by 247 Sports.
- Hopes to become a medical doctor.

CAREER HIGHS

Statistic	Value
Points	15 vs UMES 12/29/19
Rebounds	9 vs Gardner-Webb 12/15/19
Assists	1 vs VMI 12/21/19
Steals	2 vs USC Upstate 11/13/19
Blocks	3 vs UMES 12/29/19
FG Made	5 vs UMES 12/29/19
FG Attempts	10 vs UMES 12/29/19
FT Made	5 vs UMES 12/29/19
FT Attempts	6 vs UMES 12/29/19

GAME-BY-GAME STATS

Opponent	Date	GS	MIN	Total			3-Pointers			Free throws			Rebounds			PF	A	T/O	BLK	STL	PTS	AVG
				FG-FGA	PCT	3FG-3FGA	PCT	FT-FTA	PCT	OFF	DEF	TOT	AVG	PF	A							
at Clemson	11/05/19		04:19	0-0	.000	0-0	.000	0-0	.000	0	1	1	1.0	0	0	0	0	0	0	0	0.0	
Coppin St.	11/08/19		14:42	2-4	.500	0-0	.000	2-2	1.000	1	1	2	1.5	2	0	1	0	0	0	6	3.0	
USC Upstate	11/13/19		15:00	2-2	1.000	0-0	.000	0-0	.000	2	1	3	2.0	1	0	2	0	0	2	4	3.3	
Lehigh	11/16/19		13:02	0-1	.000	0-0	.000	0-0	.000	2	0	2	2.0	0	0	1	0	0	0	0	2.5	
Delaware St.	11/20/19		20:09	3-6	.500	0-0	.000	3-5	.600	3	4	7	3.0	4	0	2	1	0	0	9	3.8	
vs Michigan St.	11/25/19		10:06	1-1	1.000	0-0	.000	0-0	.000	1	1	2	2.8	0	0	0	0	0	0	1	0	3.5
vs Dayton	11/26/19		11:57	2-3	.667	0-0	.000	0-2	.000	1	0	1	2.6	0	0	0	0	0	0	4	3.6	
vs BYU	11/27/19		04:56	1-2	.500	0-0	.000	0-0	.000	1	1	2	2.5	2	0	1	0	0	0	2	3.4	
Duke	12/06/19		06:24	1-2	.500	0-0	.000	0-0	.000	0	0	0	2.2	0	0	0	0	0	0	2	3.2	
Chattanooga	12/11/19		04:56	1-2	.500	0-0	.000	0-0	.000	0	1	1	2.1	1	0	0	0	0	0	2	3.1	
Gardner-Webb	12/15/19		21:01	1-2	.500	0-0	.000	2-3	.667	2	7	9	2.7	2	0	0	0	0	0	4	3.2	
VMI	12/21/19		10:44	1-2	.500	0-0	.000	0-1	.000	0	0	0	2.5	3	1	0	0	0	2	3.1		
UMES	12/29/19		20:03	5-10	.500	0-0	.000	5-6	.833	4	4	8	2.9	1	0	0	3	1	15	4.0		
at Virginia	01/04/20		07:57	0-0	.000	0-0	.000	0-0	.000	0	1	1	2.8	0	0	0	0	0	0	0	3.7	
at Syracuse	01/07/20		06:16	1-2	.500	0-0	.000	0-1	.000	2	0	2	2.7	1	0	0	0	0	0	2	3.6	
NC State	01/11/20		08:16	0-0	.000	0-0	.000	0-0	.000	0	1	1	2.6	0	0	1	1	0	0	0	3.4	
at Wake Forest	01/14/20		08:21	0-1	.000	0-0	.000	0-0	.000	1	1	2	2.6	5	0	0	0	0	0	2	0	3.2
North Carolina	01/22/20		07:38	2-2	1.000	0-0	.000	1-2	.500	2	0	2	2.6	4	0	0	0	0	0	5	3.3	
Totals			0	195:47	23-42	.548	0-0	.000	13-22	.591	22	24	46	2.6	26-1	1	6	13	5	59	3.3	

CAREER STATS

SEASON	TEAM	GP-GS	MIN	AVG	Field Goals	3-Point	F-Throws	Rebounds	Scoring												
					FG-FGA	3FG-FGA	3FG%	FT-FTA	FT%	OFF	DEF	TOT	AVG	PF	FO	AST	BLK	STL	PTS	AVG	
2019-20	Hokies	18-0	196/10.9		23-42	.548	0-0	.000	13-22	.591	22	24	46	2.6	26-1	1	6	13	5	59	3.3
TOTAL		18-0	196/10.9		23-42	.548	0-0	.000	13-22	.591	22	24	46	2.6	26-1	1	6	13			



TYRECE RADFORD (TIE-reese)

Redshirt Freshman | 6-1 | 205
Baton Rouge, La.

High School
Cushing Academy

Major: University Studies

23

AT THE RIM

- Has played in all 19 games, drawing 17 starts.
- Ranks 14th in the ACC in offensive rebounds per game with a 2.26 average. He has 43 on the year. Is tied for 16th in the league with Duke's Vernon Carey Jr. in conference games for rebounds a game with both averaging 6.8.
- His 12 free-throw attempts at Wake Forest (1/14) are tied for the second-most trips in an ACC game among ACC players.
- Only scored two points versus North Carolina (1/22), but they were arguably the biggest, as his floater in double-overtime proved to be the game-winner.
- Turned in a season-low two points, six rebounds and tied a career-high five assists versus Syracuse (1/18).
- Exploded for a career-high 21 points on 7-of-9 shooting and collected career-best 13 rebounds, one assist and a career-high four steals at Wake Forest (1/14).
- Redshirted last year after being a four-year starter in the state of Louisiana during prep days.
- All-State at McKinley as a senior, averaging 22 points and six rebounds as a senior, leading Panthers to state semifinals.

CAREER HIGHS

Statistic	Value
Points	21 at Wake Forest 01/14/20
Rebounds	13 at Wake Forest 01/14/20
Assists	5 vs UMEs 12/29/19, vs Syracuse 01/18/20
Steals	4 at Wake Forest 01/14/20
Blocks	2 vs Coppin St. 11/08/19, vs NC State 01/11/20
FG Made	8 vs NC State 01/11/20
FG Attempts	11 vs NC State 01/11/20
3FG Made	1 vs Gardner-Webb 12/15/19
3FG Attempts	2 vs Lehigh 11/16/19, vs Gardner-Webb 12/15/19
FT Made	7 at Wake Forest 01/14/20
FT Attempts	12 at Wake Forest 01/14/20

GAME-BY-GAME STATS

Opponent	Date	GS	MIN	Total FG-FGA	PCT	3-Pointers 3FG-3FGA	PCT	Free throws FT-FTA	PCT	Rebounds OFF DEF TOT	AVG	PF	A	T/O	BLK	STL	PTS	AVG		
at Clemson	11/05/19	12:31	1-2	500	0-0	.000	2-2	1.000	1	3	4	4.0	1	0	0	0	4	4.0		
Coppin St.	11/08/19	20:36	5-7	714	0-1	.000	0-1	.000	1	7	8	6.0	2	1	0	2	0	10	7.0	
USC Upstate	11/13/19	* 18:59	3-4	750	0-0	.000	0-0	.000	2	2	4	5.3	1	1	1	2	6	6.7		
Lehigh	11/16/19	* 29:03	4-6	667	0-2	.000	0-0	.000	6	5	11	6.8	1	2	0	1	8	7.0		
Delaware St.	11/20/19	* 20:04	3-4	750	0-0	.000	3-4	750	3	5	8	7.0	2	2	1	0	1	9	7.4	
vs Michigan St.	11/25/19	* 09:47	0-0	.000	0-0	.000	0-0	.000	1	0	1	6.0	1	0	0	0	1	0	6.2	
vs Dayton	11/26/19	* 20:12	2-3	667	0-1	.000	2-2	1.000	1	1	2	5.4	3	1	1	0	1	6	6.1	
vs BYU	11/27/19	* 19:51	4-5	800	0-0	.000	1-2	500	2	0	2	5.0	1	1	0	0	0	9	6.5	
Duke	12/06/19	* 24:29	6-7	857	0-0	.000	0-0	.000	3	4	7	5.2	1	0	0	0	0	12	7.1	
Chattanooga	12/11/19	* 33:37	3-6	500	0-0	.000	2-4	500	4	3	7	5.4	3	1	0	0	2	8	7.2	
Gardner-Webb	12/15/19	* 26:35	4-7	571	1-2	.500	1-2	500	2	8	10	5.8	1	0	1	0	1	10	7.5	
VMI	12/21/19	* 26:21	3-9	333	0-1	.000	1-2	500	7	3	10	6.2	0	4	0	1	1	7	7.4	
UMES	12/29/19	* 18:00	5-8	625	0-1	.000	3-4	750	1	1	2	5.8	0	5	0	0	2	13	7.8	
at Virginia	01/04/20	* 26:42	2-2	1,000	0-0	.000	4-6	667	1	2	3	5.6	0	0	1	0	2	8	7.9	
at Syracuse	01/07/20	* 24:32	2-2	1,000	0-0	.000	2-4	750	1	8	9	5.9	4	2	1	0	0	7	7.8	
NC State	01/11/20	* 30:10	8-11	727	0-0	.000	2-2	1,000	2	7	9	6.1	1	1	0	2	0	18	8.4	
at Wake Forest	01/14/20	* 34:33	7-9	778	0-0	.000	7-12	583	2	11	13	6.5	2	1	0	0	4	21	9.2	
Syracuse	01/18/20	* 24:17	0-4	.000	0-0	.000	2-2	1,000	2	4	6	6.4	2	5	0	0	0	2	8.8	
North Carolina	01/22/20	* 20:50	1-3	333	0-0	.000	0-0	.000	1	2	3	6.3	0	0	1	1	0	2	8.4	
Totals		17	441:09	63 - 99	.636	1-8	.125	33 - 49	.673	43	76	119	6.3	26	27	7	7	18	160	8.4

CAREER STATS

SEASON	TEAM	GP-GS	MIN	AVG	Field Goals FG-FGA	FG%	3-Point 3FG-3FGA	3FG%	F-Throws FT-FTA	FT%	OFF DEF TOT	AVG	PF	FO	AST	TO	BLK	STL	PTS	AVG	
2019-20	Hokies	19-17	441:23.2		63-99	.636	1-8	.125	33-49	.673	43	76	119	6.3	26-0	27	7	7	18	160	8.4
TOTAL		19-17	441:23.2		63-99	.636	1-8	.125	33-49	.673	43	76	119	6.3	26-0	27	7	7	18	160	8.4



BRANDEN JOHNSON

Graduate Student | 6-8 | 230
F | Garfield Heights, Ohio

High School / Last School
Garfield Heights / Alabama State

Major: Curriculum and Instruction

24

AT THE RIM

- Has played in seven games.
- Played a career-high seven minutes and had a rebound and a steal at Wake Forest (1/14).
- Grabbed a career-best two rebounds in a career-high seven minutes of action versus Maryland Eastern Shore (12/29).
- Came in for the first half for two minutes against VMI (12/21).
- Took his first shot of the season versus Gardner-Webb (12/15), a contested layup on the right block.
- Played five minutes off the bench against Delaware State (11/20).
- Earned his first block as a Hokie versus Lehigh (11/16).
- Came in off the bench and played five minutes against Coppin State (11/8) in the home opener, grabbing a rebound.
- A grad transfer from Alabama State that played in 66 games with 46 starts.
- Averaged four points and four rebounds per game in 2018-19.
- Scored in double-figures in three games last season, including a double-double (11 points, 13 rebounds) against Birmingham-Southern.
- 2018-19 Preseason All-SWAC second team pick.

CAREER HIGHS

Statistic	Value
Points	16 at Prairie View 02/24/18
Rebounds	17 at Prairie View 02/24/18
Assists	1 11 times
Steals	2 at Iowa 11/12/17, at South Dakota St. 11/14/17, at Jacksonville St. 11/30/17
Blocks	6 vs Jackson St. 03/01/18
FG Made	7 at Prairie View 02/24/18
FG Attempts	9 at Texas Southern 02/26/18
3FG Made	1 at Ark.-Pine Bluff 02/05/18, vs Fort Valley St. 12/29/16
FT Made	6 at Alabama A&M 02/10/18
FT Attempts	12 vs Birmingham-So. 11/14/18

GAME-BY-GAME STATS

Opponent	Date	GS	MIN	Total FG-FGA	PCT	3-Pointers 3FG-3FGA	PCT	Free throws FT-FTA	PCT	Rebounds OFF DEF TOT	AVG	PF	A	T/O	BLK	STL	PTS	AVG	
Coppin St.	11/08/19	04:51	0-0	.000	0-0	.000	0-0	.000	0	1	1	1.0	0	0	0	0	0	0.0	
Lehigh	11/16/19	04:29	0-0	.000	0-0	.000	0-0	.000	0	1	1	1.0	0	0	0	1	0	0.0	
Delaware St.	11/20/19	04:42	0-0	.000	0-0	.000	0-0	.000	0	0	0	0.0	0	0	0	0	0	0.0	
Gardner-Webb	12/15/19	03:32	0-1	.000	0-0	.000	0-0	.000	0	0	0	0.0	1	0	0	0	0	0.0	
VMI	12/21/19	01:38	0-0	.000	0-0	.000	0-0	.000	0	0	0	0.0	0	0	0	0	0	0.0	
UMES	12/29/19	07:09	0-2	.000	0-0	.000	0-0	.000	0	1	2	0.8	4	0	0	0	0	0.0	
at Wake Forest	01/14/20	07:28	0-1	.000	0-0	.000	0-0	.000	0	1	1	0.9	1	0	0	0	1	0.0	
Totals		0	33:49	0-4	.000	0-0	.000	0-0	.000	2	4	6	0.9	6	0	1	1	0	0.0

CAREER STATS

SEASON	TEAM	GP-GS	MIN	AVG	Field Goals FG-FGA	FG%	3-Point 3FG-3FGA	3FG%	F-Throws FT-FTA	FT%	OFF DEF TOT	AVG	PF	FO	AST	TO	BLK	STL	PTS	AVG	
2016-17	ALST	4-0	8/2.0		0-3	.000	0-1	.000	0-0	.000	1	0	1	0.3	1-0	0	1	0	0	0.0	
2017-18	ALST	31-31	752/24.3		99-154	.643	0-1	.000	40-108	.370	79	133	212	6.8	74-1	8	37	48	18	238	7.7
2018-19	ALST	31-15	525/16.9		53-85	.624	0-0	.000	27-70	.386	46	68	114	3.7	46-0	3	20	19	7	133	4.3
2019-20	Hokies	7-0	34/4.8		0-4	.000	0-0	.000	2-4	0.500	2	4	6	0.9	6-0	0	0	1	1	0	0.0
TOTAL FOR Hokies		7-0	34/4.8		0-4	.000	0-0	.000	0-0	.000	2	4	6	0.9	6-0	0	0	1	1	0	0.0
TOTAL		73-46	1319/18.1		152-246	.618	0-2	.000	67-178	.376	128	205	333	4.6	127-1	11	58	68	26	371	5.1





GRANT YATES

Sophomore | 6-8 | 210
F | Gainesville, Va.

High School / Last School
Battlefield / Christopher Newport

Major: Business

13

AT THE RIM

- Due to NCAA transfer rules, will have to sit out this season.
- Walk-on after transferring from Christopher Newport University.
- At Christopher Newport, he appeared in 19 games as a freshman in the 2018-19 season.
- Scored 17 points and grabbed 11 rebounds on the season.

CAREER HIGHS

GAME-BY-GAME STATS



RYAN PAYNE

Junior | 6-8 | 220
F | Mechansville, Va.

High School
Hanover

Major: Finance

25

AT THE RIM

- Team manager.
- Three-year letterwinner at Hanover High School under head coach Darren Thornton.
- VHSL 4A first-team all-state.
- Conference 20 Player of the Year.
- Three-time all-academic team.

CAREER HIGHS

GAME-BY-GAME STATS



KEVE ALUMA ((Kev-aye))

Junior | 6-9 | 240
F | Berline, Md.

High School/Last School
Stephen Dcatur / Wofford

Major: Human Development

22

AT THE RIM

- Due to NCAA transfer rules, will have to sit out this season.
- Played in 68 games, including starting 34 contests his sophomore season at Wofford.
- Averaged seven points and seven rebounds per game in 2018-19.
- Racked up the second-most rebounds on the team with 239.
- Scored in double figures eight times and recorded two double-doubles
- Had a knack on the offensive glass, ranking fifth in the SoCon with 2.8 offensive rebounds per game in league action.
- In his free time, he enjoys playing soccer.

CAREER HIGHS

Statistic	Value
Points	14 vs Mars Hill 11/23/18, vs The Citadel 01/03/19
Rebounds	12 vs Samford 01/24/19
Assists	4 at Oklahoma 11/18/18
Steals	3 vs Samford 01/24/19
Blocks	3 at Furman 02/23/19, at ETSU 02/07/19, vs VMI 03/09/19
FG Made	6 vs Chattanooga 01/26/19, vs Samford 01/24/19
FG Attempts	9 vs Samford 01/24/19
3FG Attempts	1 at High Point 11/10/18
FT Made	6 vs Mars Hill 11/23/18, at Mercer 01/31/19, vs Seton Hall 03/21/19
FT Attempts	9 at Mercer 01/31/19

CAREER STATS

SEASON	TEAM	GP-GS	MIN	Field Goals			3-Point		F-Throws		Rebounds			Scoring							
				FG-FGA	FG%	3FG-FGA	3FG%	FT-FTA	FT%	OFF	DEF	TOT	AVG	PF-FO	AST	TO	BLK	STL	PTS	AVG	
2017-18	WOF	33-2	439	13.3	30-53	.566	0-0	.000	24-42	.571	45	68	113	3.4	63-2	18	20	13	6	84	2.5
2018-19	WOF	35-34	930	26.6	94-141	.667	0-1	.000	54-94	.574	92	147	239	6.8	81-3	34	36	31	23	242	6.9
TOTAL FOR Hokies		0-0	0/0.0	0-0	.000	0-0	.000	0-0	.000	0	0	0	0.0	0-0	0	0	0	0	0	0	0.0
TOTAL		68-36	1369	20.1	124-194	.639	0-1	.000	78-136	.574	137	215	352	5.2	144-5	52	56	44	29	326	4.8



NCAA STATS

Statistic	National Rank	Conference Rank	Value	National Leader	Value	Conference Leader	Value
3-pt Field Goal Attempts (350 ranked)	17	1	537	North Florida	632	Virginia Tech	537
Assist Turnover Ratio (350 ranked)	2	2	1.67	Notre Dame	1.86	Notre Dame	1.86
Assists Per Game (350 ranked)	33	3	15.8	Michigan St.	19.1	Notre Dame	17.9
Blocked Shots Per Game (349 ranked)	236	14	2.7	FIU	7.2	Duke	6.4
Defensive Rebounds per Game (350 ranked)	64	5	27.47	Belmont	31.21	North Carolina	29.56
Fewest Fouls (350 ranked)	14	3	254	Cornell	212	Notre Dame	219
Fewest Turnovers (350 ranked)	5	2	180	Cornell	167	Notre Dame	174
Field-Goal Percentage (350 ranked)	181	8	43.6	Dayton	52.5	Duke	48.5
Field-Goal Percentage Defense (350 ranked)	72	5	40.2	Memphis	35.7	Virginia	35.8
Free Throw Attempts (350 ranked)	295	12	293	Arkansas St.	518	Wake Forest	431
Free Throws Made (350 ranked)	290	12	206	New Mexico	373	Wake Forest	318
Free-Throw Percentage (350 ranked)	173	10	70.3	Pepperdine	83.2	Florida St.	76.3
Offensive Rebounds Per Game (350 ranked)	304	15	8.16	Portland St.	15.75	North Carolina	14.22
Personal Fouls Per Game (350 ranked)	5	3	13.4	Notre Dame	12.2	Notre Dame	12.2
Rebound Margin (350 ranked)	205	11	-0.2	Houston	11.1	North Carolina	8.8
Scoring Defense (350 ranked)	47	4	63.1	Virginia	49.7	Virginia	49.7
Scoring Margin (350 ranked)	61	4	9.1	Gonzaga	22.0	Duke	19.0
Scoring Offense (350 ranked)	157	8	72.2	Gonzaga	88.8	Duke	82.9
Steals Per Game (350 ranked)	247	13	5.8	Eastern Mich.	11.2	Florida St.	9.8
Three Pt FG Defense (350 ranked)	66	3	30.4	Arkansas	23.9	Virginia	28.5
Three-Point Field Goals Per Game (350 ranked)	3	1	10.6	North Florida	12.0	Virginia Tech	10.6
Three-Point Field-Goal Percentage (350 ranked)	31	2	37.4	Saint Mary's (CA)	42.5	Louisville	38.2
Total 3-point FGM (350 ranked)	8	1	201	North Florida	240	Virginia Tech	201
Total Assists (350 ranked)	37	3	301	Gonzaga	382	Notre Dame	323
Total Blocks (349 ranked)	227	13	52	FIU	136	Duke	122
Total Rebounds (350 ranked)	176	8	677	South Dakota St.	887	North Carolina	788
Total Rebounds Per Game (350 ranked)	190	8	35.63	North Carolina	43.78	North Carolina	43.78
Total Steals (349 ranked)	237	9	110	Nicholls St.	216	Florida St.	177
Turnover Margin (346 ranked)	42	5	2.8	UNC Greensboro	7.5	Florida St.	5.3
Turnovers Forced (350 ranked)	286	12	12.26	SFA	22.58	Florida St.	18.67
Turnovers Per Game (350 ranked)	1	1	9.5	Virginia Tech	9.5	Virginia Tech	9.5
Won-Lost Percentage (350 ranked)	45	4	73.7	San Diego St.	100.0	Florida St.	88.9

Statistic	Player	National Rank	Conference Rank	Value	National Leader	Value	Conference Leader	Value
3-pt Field Goal Attempts (250 ranked)	Landers Nolley II	41	3	141	Antoine Davis, Detroit Mercy	204	Buddy Boeheim, Syracuse	169
Assist Turnover Ratio (249 ranked)	Wabissa Bede	2	1	4.00	Pierre Crockrell II, Pacific	4.26	Wabissa Bede, Virginia Tech	4.00
Assists Per Game (250 ranked)	Wabissa Bede	18	3	6.3	Zavier Simpson, Michigan	8.6	Tre Jones, Duke	6.8
Blocked Shots Per Game (215 ranked)					Osasumwen Osaghae, FIU	4.26	Manny Bates, NC State	2.94
Defensive Rebounds per Game (250 ranked)	Landers Nolley II	189	10	5.11	John Mooney, Notre Dame	10.12	John Mooney, Notre Dame	10.12
Double Doubles (204 ranked)					Nathan Knight, William & Mary John Mooney, Notre Dame	15 15	John Mooney, Notre Dame	15
Field-Goal Percentage (250 ranked)					Udoka Azubuike, Kansas	77.7	Vernon Carey, Duke	59.0
Free Throw Attempts (250 ranked)					Jayden Gardner, East Carolina	156	Vernon Carey, Duke	127
Free Throws Made (242 ranked)	Landers Nolley II	242	9	59	Markus Howard, Marquette	133	Olivier Sarr, Wake Forest	80
Free-Throw Percentage (250 ranked)	Landers Nolley II	159	6	79.7	Joseph Girard III, Syracuse	96.2	Joseph Girard III, Syracuse	96.2
Minutes Per Game (250 ranked)					Jahlil Jenkins, Fairleigh Dickinson	38:31	Elijah Hughes, Syracuse	37:55
Offensive Rebounds Per Game (250 ranked)	Tyrece Radford	206	14	2.26	Cletrell Pope, Bethune-Cookman	4.79	John Mooney, Notre Dame	3.76
Points Per Game (248 ranked)	Landers Nolley II	72	3	18.0	Markus Howard, Marquette	28.4	Elijah Hughes, Syracuse	19.7
Rebounds Per Game (250 ranked)					John Mooney, Notre Dame	13.9	John Mooney, Notre Dame	13.9
Steals Per Game (246 ranked)					Fatts Russell, Rhode Island	3.28	Steffon Mitchell, Boston College	2.44
Three-Point Field Goals Per Game (248 ranked)	Landers Nolley II	51	3	2.79	Dru Kuxhausen, McNeese	4.37	Buddy Boeheim, Syracuse	3.53
	Jalen Cone	223	9	2.11				
Three-Point Field-Goal Percentage (102 ranked)	Landers Nolley II	65	4	37.6	Aaron Nesmith, Vanderbilt	52.2	DJ Vasiljevic, Miami (FL)	42.6
Total 3-point FGM (232 ranked)	Landers Nolley II	43	3	53	Dru Kuxhausen, McNeese	83	Buddy Boeheim, Syracuse	67
	Jalen Cone	193	9	40				
Total Assists (237 ranked)	Wabissa Bede	15	1	120	Zavier Simpson, Michigan	154	Wabissa Bede, Virginia Tech	120
Total Blocks (227 ranked)					Osasumwen Osaghae, FIU	81	James Banks III, Georgia Tech Manny Bates, NC State	53 53
Total Field Goal Attempts (250 ranked)	Landers Nolley II	37	1	283	Jhivvan Jackson, UTSA	403	Elijah Hughes, Syracuse Landers Nolley II, Virginia Tech	283 283
Total Field Goals Made (241 ranked)	Landers Nolley II	90	4	115	Terry Taylor, Austin Peay	172	Jordan Nwora, Louisville	127
Total Minutes (250 ranked)					Terrell Gomez, CSUN	776:26	Elijah Hughes, Syracuse	720:40
Total Points (250 ranked)	Landers Nolley II	62	3	342	Markus Howard, Marquette	511	Elijah Hughes, Syracuse	374
Total Rebounds (246 ranked)					James Butler, Drexel Willie Jackson, Toledo	239 239	John Mooney, Notre Dame	236
Total Steals (244 ranked)					Jacob Gilyard, Richmond	62	Steffon Mitchell, Boston College	44
Triple Doubles (1 ranked)					17 players tied	1	Markell Johnson, NC State	1



LAST FOUR BOX SCORES



Official Basketball Box Score - Final
NC State at Virginia Tech
01/11/20 Cassell Coliseum, Blacksburg, VA
2019-20 Men's Basketball

Game Time: 7:00 PM
Game Duration: 1:50
Attendance: 9,275

Officials: Roger Ayers, Jeb Hartness, Bart Lenox

NC State - 58

Record: 11-5 (2-3)

Box score table for NC State vs Virginia Tech, listing player stats for NC State.

Shooting By Period and Technical Fouls for NC State.

Virginia Tech - 72

Record: 12-4 (3-2)

Box score table for Virginia Tech vs NC State, listing player stats for Virginia Tech.

Shooting By Period and Technical Fouls for Virginia Tech.

Summary statistics for NC State vs Virginia Tech game.

Points from Turnovers and Period by Period Scoring for NC State vs Virginia Tech.

Summary statistics for Virginia Tech vs NC State game.



Official Basketball Box Score - Final
Virginia Tech at Wake Forest
01/15/20 LVM Coliseum, Winston-Salem, VA
2019-20 Men's Basketball

Game Time: 2:00 AM
Game Duration: 2:12
Attendance: 4,873

Officials: Bill Covington, Jr., Brent Hampton, Tim Cloughery

Virginia Tech - 80

Record: 13-4 (4-2)

Box score table for Virginia Tech vs Wake Forest, listing player stats for Virginia Tech.

Shooting By Period and Technical Fouls for Virginia Tech.

Wake Forest - 70

Record: 8-8 (1-5)

Box score table for Wake Forest vs Virginia Tech, listing player stats for Wake Forest.

Shooting By Period and Technical Fouls for Wake Forest.

Summary statistics for Virginia Tech vs Wake Forest game.

Points from Turnovers and Period by Period Scoring for Virginia Tech vs Wake Forest.

Summary statistics for Virginia Tech vs Wake Forest game.



Official Basketball Box Score - Final
Syracuse at Virginia Tech
01/18/20 Cassell Coliseum, Blacksburg, VA
2019-20 Men's Basketball

Game Time: 5:00 PM
Game Duration: 1:47
Attendance: 9,275

Officials: Brian Dorsey, Leslie Jones, Jeff Pon

Syracuse - 71

Record: 11-7 (4-3)

Box score table for Syracuse vs Virginia Tech, listing player stats for Syracuse.

Shooting By Period and Technical Fouls for Syracuse.

Virginia Tech - 69

Record: 13-5 (4-3)

Box score table for Virginia Tech vs Syracuse, listing player stats for Virginia Tech.

Shooting By Period and Technical Fouls for Virginia Tech.

Summary statistics for Syracuse vs Virginia Tech game.

Points from Turnovers and Period by Period Scoring for Syracuse vs Virginia Tech.

Summary statistics for Virginia Tech vs Syracuse game.



Official Basketball Box Score - Final
North Carolina at Virginia Tech
01/23/20 Cassell Coliseum, Blacksburg, VA
2019-20 Men's Basketball

Game Time: 1:00 AM
Game Duration: 2:23
Attendance: 9,275

Officials: Tony Henderson, Jeffrey Anderson, Tommy Morrissey

North Carolina - 77

Record: 8-10 (1-6)

Box score table for North Carolina vs Virginia Tech, listing player stats for North Carolina.

Shooting By Period and Technical Fouls for North Carolina.

Virginia Tech - 79

Record: 14-5 (5-3)

Box score table for Virginia Tech vs North Carolina, listing player stats for Virginia Tech.

Shooting By Period and Technical Fouls for Virginia Tech.

Summary statistics for North Carolina vs Virginia Tech game.

Points from Turnovers and Period by Period Scoring for North Carolina vs Virginia Tech.

Summary statistics for Virginia Tech vs North Carolina game.

COMBINED SEASON STATS

Game Records

Record	Overall	Home	Away	Neutral
ALL GAMES	14-5	10-2	3-1	1-2
CONFERENCE	5-3	2-2	3-1	0-0
NON-CONFERENCE	9-2	8-0	0-0	1-2

Score by Periods

Team	1st	2nd	OT	TOT
Virginia Tech	642	710	19	1371
Opponents	573	608	17	1198

Team Box Score

No.	Player	Total					3-Point		F-Throw		Rebounds				Other					PTS	AVG	
		GP-GS	MIN	AVG	FG-FGA	FG%	3FG-FGA	3FG%	FT-FTA	FT%	OFF	DEF	TOT	AVG	PF	DQ	A	TO	BLK			STL
2	NOLLEY II, Landers	19-19	594:01	31.3	115-283	.406	53-141	.376	59-74	.797	12	97	109	5.7	35	1	51	57	5	16	342	18.0
4	ALLEYNE, Nahiem	19-15	515:23	27.1	58-149	.389	32-80	.400	35-48	.729	5	44	49	2.6	18	0	31	13	4	7	183	9.6
23	RADFORD, Tyrece	19-17	441:09	23.2	63-99	.636	1-8	.125	33-49	.673	43	76	119	6.3	26	0	27	7	7	18	160	8.4
15	CONE, Jalen	19-2	305:28	16.1	50-107	.467	40-72	.556	15-17	.882	2	22	24	1.3	28	0	11	18	1	2	155	8.2
14	HORNE, P.J.	19-19	523:54	27.6	61-121	.504	23-67	.343	8-13	.615	18	70	88	4.6	37	0	8	22	11	12	153	8.1
0	CATTOOR, Hunter	18-2	386:03	21.4	38-94	.404	28-74	.378	13-20	.650	3	41	44	2.4	23	0	24	8	3	16	117	6.5
3	BEDE, Wabissa	19-19	565:48	29.8	43-113	.381	8-40	.200	18-34	.529	7	70	77	4.1	35	0	120	30	5	20	112	5.9
1	WILKINS, Isaiah	19-2	280:10	14.7	30-89	.337	16-52	.308	12-16	.750	16	43	59	3.1	20	1	28	10	2	12	88	4.6
21	OJIAKO, John	18-0	195:47	10.9	23-42	.548	0-0	.000	13-22	.591	22	24	46	2.6	26	1	1	6	13	5	59	3.3
11	PALMER, Brendan	2-0	08:28	4.2	1-4	.250	0-3	.000	0-0	.000	1	3	4	2.0	0	0	0	1	0	1	2	1.0
24	JOHNSON, Branden	7-0	33:49	4.8	0-4	.000	0-0	.000	0-0	.000	2	4	6	0.9	6	0	0	0	1	1	0	0.0
Team												24	28	52				8				
Total		19			482-1105	.436	201-537	.374	206-293	.703	155	522	677	35.6	254	3	301	180	52	110	1371	72.2
Opponents		19			447-1112	.402	150-494	.304	154-228	.675	168	512	680	35.8	287	-	242	233	48	74	1198	63.1

Team Statistics

	Hokies	OPP
Scoring	1371	1198
Points per game	72.2	63.1
Scoring margin	+9.1	-
Field goals-att	482-1105	447-1112
Field goal pct	.436	.402
3 point fg-att	201-537	150-494
3-point FG pct	.374	.304
3-pt FG made per game	10.6	7.9
Free throws-att	206-293	154-228
Free throw pct	.703	.675
F-Throws made per game	10.8	8.1
Rebounds	677	680
Rebounds per game	35.6	35.8
Rebounding margin	-0.2	-
Assists	301	242
Assists per game	15.8	12.7
Turnovers	180	233
Turnovers per game	9.5	12.3
Turnover margin	+2.8	-
Assist/turnover ratio	1.7	1.0
Steals	110	74
Steals per game	5.8	3.9
Blocks	52	48
Blocks per game	2.7	2.5
Winning streak	1	-
Home win streak	1	-
Attendance	105318	43506
Home games-Avg/Game	12-8777	4-10877
Neutral site-Avg/Game	-	3-2400

Team Results

Date	Opponent		Score	Att.
11/05/19	at Clemson	W	67-60	7500
11/08/19	Coppin St.	W	74-42	9275
11/13/19	USC Upstate	W	80-57	8536
11/16/19	Lehigh	W	79-53	9275
11/20/19	Delaware St.	W	100-64	8421
11/25/19	vs Michigan St.	W	71-66	2400
11/26/19	vs Dayton	L	62-89	2400
11/27/19	vs BYU	L	77-90	2400
12/06/19	Duke	L	63-77	9275
12/11/19	Chattanooga	W	63-58	8348
12/15/19	Gardner-Webb	W	73-46	9275
12/21/19	VMI	W	64-55	7446
12/29/19	UMES	W	92-37	7642
01/04/20	at Virginia	L	39-65	14629
01/07/20	at Syracuse	W	67-63	16504
01/11/20	NC State	W	72-58	9275
01/14/20	at Wake Forest	W	80-70	4873
01/18/20	Syracuse	L	69-71	9275
01/22/20	North Carolina	W	79-77	9275



CONFERENCE SEASON STATS

Game Records

Record	Overall	Home	Away	Neutral
ALL GAMES	5-3	2-2	3-1	0-0
CONFERENCE	5-3	2-2	3-1	0-0
NON-CONFERENCE	0-0	0-0	0-0	0-0

Score by Periods

Team	1st	2nd	OT	TOT
Virginia Tech	250	267	19	536
Opponents	274	250	17	541

Team Box Score

No.	Player	Total			3-Point		F-Throw		Rebounds													
		GP-GS	MIN	AVG	FG-FGA	FG%	3FG-FGA	3FG%	FT-FTA	FT%	OFF	DEF	TOT	AVG	PF	DQ	A	TO	BLK	STL	PTS	AVG
2	NOLLEY II, Landers	8-8	283:49	35.5	51-131	.389	20-66	.303	31-39	.795	7	39	46	5.8	22	1	22	32	1	6	153	19.1
15	CONE, Jalen	8-2	152:18	19.0	26-55	.473	22-39	.564	7-8	.875	1	10	11	1.4	10	0	4	6	1	1	81	10.1
23	RADFORD, Tyrece	8-7	198:04	24.8	27-40	.675	0-0	.000	20-28	.714	13	41	54	6.8	11	0	9	3	3	6	74	9.3
4	ALLEYNE, Nahiem	8-4	201:54	25.2	20-57	.351	15-34	.441	13-19	.684	3	18	21	2.6	11	0	12	4	0	4	68	8.5
14	HORNE, P.J.	8-8	249:24	31.2	24-58	.414	8-35	.229	8-12	.667	3	38	41	5.1	18	0	2	9	5	4	64	8.0
3	BEDE, Wabissa	8-8	256:41	32.1	18-41	.439	2-13	.154	8-15	.533	3	31	34	4.3	19	0	48	15	1	8	46	5.8
1	WILKINS, Isaiah	8-1	100:59	12.6	8-33	.242	5-20	.250	3-5	.600	9	13	22	2.8	10	1	9	6	0	5	24	3.0
0	CATTOOR, Hunter	8-2	150:13	18.8	3-26	.115	3-22	.136	8-8	1.000	0	12	12	1.5	8	0	7	4	0	5	17	2.1
21	OJIAKO, John	7-0	49:11	7.0	4-7	.571	0-0	.000	1-3	.333	5	4	9	1.3	10	1	0	1	3	1	9	1.3
24	JOHNSON, Branden	1-0	07:28	7.5	0-1	.000	0-0	.000	0-0	.000	0	1	1	1.0	1	0	0	0	0	1	0	0.0
Team												12	15	27				4				
Total		8	1650		181-449	.403	75-229	.328	99-137	.723	56	222	278	34.8	120	3	113	84	14	41	536	67.0
Opponents		8	1650		202-482	.419	53-189	.280	84-117	.718	63	235	298	37.3	127	3	95	79	21	36	541	67.6

Team Statistics

	HOKIES	OPP
Scoring	536	541
Points per game	67.0	67.6
Scoring margin	-0.6	-
Field goals-att	181-449	202-482
Field goal pct	.403	.419
3 point fg-att	75-229	53-189
3-point FG pct	.328	.280
3-pt FG made per game	9.4	6.6
Free throws-att	99-137	84-117
Free throw pct	.723	.718
F-Throws made per game	12.4	10.5
Rebounds	278	298
Rebounds per game	34.8	37.3
Rebounding margin	-2.5	-
Assists	113	95
Assists per game	14.1	11.9
Turnovers	84	79
Turnovers per game	10.5	9.9
Turnover margin	-0.6	-
Assist/turnover ratio	1.3	1.2
Steals	41	36
Steals per game	5.1	4.5
Blocks	14	21
Blocks per game	1.8	2.6
Winning streak	1	-
Home win streak	1	-
Attendance	37100	43506
Home games-Avg/Game	4-9275	4-10877
Neutral site-Avg/Game	-	0-0

Team Results

Date	Opponent		Score	Att.
11/05/2019	at Clemson	W	67-60	7500
12/06/2019	Duke	L	63-77	9275
01/04/2020	at Virginia	L	39-65	14629
01/07/2020	at Syracuse	W	67-63	16504
01/11/2020	NC State	W	72-58	9275
01/14/2020	at Wake Forest	W	80-70	4873
01/18/2020	Syracuse	L	69-71	9275
01/22/2020	North Carolina	Wot2	79-77	9275





0
Hunter CATTOOR
G | 6-3 | 205 | Fr.
Orlando, Fla.
(cuh-TOUR)



1
Isaiah WILKINS
G | 6-4 | 225 | So.
Winston-Salem, N.C.



2
Landers NOLLEY II
G/F | 6-7 | 225 | r-Fr.
Atlanta, Ga.
(NAH-lee)



3
Wabissa BEDE
G | 6-0 | 200 | Jr.
North Andover, Mass.
(wa-BEE-sah BEE-dee)




4
Nahiem ALLEYNE
G | 6-3 | 195 | Fr.
Buford, Ga.
(na-HEEM ah-LEAN)



10
Jonathan KABONGO
G | 6-4 | 195 | So.
Toronto, Canada
(kuh-BONGO)



11
Brendan PALMER
G | 6-4 | 195 | So.
Winston-Salem, N.C.



13
Grant YATES
F | 6-8 | 210 | So.
Gainesville, Va.



14
P.J. HORNE
F | 6-6 | 225 | Jr.
Tifton, Ga.



15
Jalen CONE
G | 5-10 | 170 | Fr.
Walkertown, N.C.



21
John OJIAKO
F | 6-10 | 240 | Fr.
Lagos, Nigeria
(OH-gee-ah-co)



22
Keve ALUMA
F | 6-9 | 240 | Jr.
Berlin, Md.
(Kev-aye)



23
Tyrece RADFORD
G | 6-1 | 205 | r-Fr.
Baton Rouge, La.
(TIE-reese)



24
Branden JOHNSON
F | 6-8 | 230 | Gr.
Garfield Heights, Ohio



25
Ryan PAYNE
F | 6-8 | 220 | Jr.
Mechanicsville, Va.



Mike YOUNG
Head Coach
Emory & Henry, 1986
First season



Chester FRAZIER
Associate Head Coach
Illinois, 2009
First season



Christian WEBSTER
Assistant Coach
Harvard, 2013
Fourth season



Antwon JACKSON
Assistant Coach
Pikeville, 1993
First season

