



# HOKIES

## 2019-20 Virginia Tech Men's Basketball Game Notes

### Game Info

Saturday, Nov. 16 | Game 4  
Cassell Coliseum | Blacksburg, Va.

### On the Call

Dean Linke (PxP)  
Mack McCarthy (Analyst)

### Schedule

#### INFORMATION

Virginia Tech  
Hokies



Record.....3-0, 1-0 ACC  
Starters R/L.....1/4  
Head Coach.....Mike Young  
Record at Tech (Years).....3-0 (1st)

Lehigh  
Mountain Hawks



Record.....2-1, 0-0 Patriot League  
Starters R/L.....2/3  
Head Coach.....Brett Reed  
Record at Lehigh (Years).....220-158 (13th)

#### NUMBERS TO KNOW

1

The Hokies rank first in the ACC in 3-point field goal percentage defense, owning an average of just 17.2 percent. The next closest is 21.7 percent (Georgia Tech, Virginia)

6

Only six players in the ACC have had two games of scoring 20 or more points. Of the six, one is a Hokie in Landers Nolley, who had 30 vs. Clemson and 23 vs. USC Upstate.

7

The last time a first-year head coach at Tech went 3-0 his first three games in Cassell was James Johnson, which was seven years ago back in the 2012-13 campaign.

#### PROJECTED STARTERS

#	Name	P	R	A	B	S
2	Landers Nolley (G/F)	21.3	6.0	1.3	0.3	1.3
3	Wabissa Bede (G)	5.7	6.3	8.0	0.7	1.0
4	Nahiem Alleyne (G)	12.7	2.3	1.7	0.3	0.3
14	P.J. Horne (F)	8.7	4.7	1.3	0.3	0.3
23	Tyrece Radford (G)	6.7	5.3	0.7	1.0	0.7

#### AT THE RIM

- The Virginia Tech men's basketball team will play host to Lehigh on Saturday afternoon, marking its third straight home game inside the friendly confines of Cassell Coliseum.
- The Hokies and Mountain Hawks have actually never faced off on the court. And Virginia Tech coach Mike Young, in his 17 years of being the head coach Wofford, never faced Lehigh either.
- Tech is looking to start 4-0 for the second straight season, which is something it hasn't done in consecutive years since the falls of 1981 and 1982.
- Gas back in those days was \$1.22, a gallon of milk was \$2.24 and the cost of a new home was \$84,000.

#### WHO TO WATCH



- Scoring hasn't come too hard for redshirt freshman Landers Nolley, getting double-digit outings his first three games this season.
- The Atlanta native is coming off another 20-plus point night, collecting 23 versus USC Upstate.

- Freshman Jalen Cone will be following his best game yet, netting his first double figures scoring outing with 11 points against USC Upstate.
- A big reason why he got those 11 points was because of his touch from the outside, making three 3s.



#### LAST TIME OUT

- Tech let it rip from downtown its last time out, racking up a season-high 13 3-pointers in the win over USC Upstate, 80-57.
- In a balanced effort, six different players hit a 3-pointer, including a game-high four by redshirt freshman Landers Nolley.

#### NOVEMBER

5	AT CLEMSON* (ESPNU)	W, 67-60
8	COPPIN STATE (ACCNX)	W, 74-42
13	USC UPSTATE (ACCNX)	W, 80-57
16	LEHIGH (ACCNX)	1:30 P.M.
20	DELAWARE STATE (ACCNX)	7 P.M.
25	(1) VS. NO. 3/1 MICHIGAN STATE (ESPN2)	5 P.M.
26	(1) VS. GEORGIA/DAYTON (ESPN/ESPN2)	TBA
27	(1) VS. TBA (ESPN/ESPN2/ESPNU)	TBA

#### DECEMBER

6	No. 2/4 DUKE* (ACCN)	7 P.M.
11	CHATTANOOGA (ACCNX)	8:30 P.M.
15	GARDNER-WEBB (ACCNX)	1:30 P.M.
21	VMI (ACCNX)	4 P.M.
29	MARYLAND EASTERN SHORE (ACCNX)	6 P.M.

#### JANUARY

4	AT NO. 9/9 VIRGINIA* (RSN)	2 P.M.
7	AT [--/RV] SYRACUSE* (ACCN)	9 P.M.
11	[--/RV] NC STATE* (RSN)	2 P.M.
14	AT WAKE FOREST* (ACCN)	9 P.M.
18	[--/RV] SYRACUSE* (RSN)	NOON
22	No. 6/11 NORTH CAROLINA* (ACCN)	8 P.M.
25	AT BOSTON COLLEGE* (ESPN2/ESPNU)	2 P.M.
28	AT MIAMI (FLA.)* (ACCN)	8 P.M.

#### FEBRUARY

1	[RV/RV] FLORIDA STATE* (RSN)	4 P.M.
4	AT GEORGIA TECH* (ESPN/ESPN2/ESPNU/ACCN)	7 P.M.
8	BOSTON COLLEGE* (RSN)	NOON
15	PITT* (ACCN)	6/8 P.M.
19	MIAMI (FLA.)* (RSN)	9 P.M.
22	AT NO. 2/4 DUKE* (ESPN/ESPN2/ESPNU/ACCN)	4 P.M.
26	No. 9/9 VIRGINIA* (ESPN/ESPN2/ESPNU/ACCN)	7 P.M.

#### MARCH

1	AT NO. 4/5 LOUISVILLE* (ACCN)	6 P.M.
4	CLEMSON* (ACCN)	7 P.M.
7	AT NOTRE DAME* (ACCN)	2/4 P.M.
10-14	(2) VS. TBA (ESPN/ESPN2/ACCN)	TBA

\* ACC MATCH | AP POLL RANKING/COACHES' POLL RANKING

- 1 - MAUI INVITATIONAL (MAUI, HAWAII)
- 2 - ACC TOURNAMENT (GREENSBORO, N.C.)

#### VIRGINIA TECH CONTACT INFO

Lance Dozier | Phone: (507) 993-1898 | Email: lance17@vt.edu  
Assistant Director, Strategic Communications  
Matt Johnson | Phone: (336) 692-2690 | Email: mattj3@vt.edu  
Student Assistant, Strategic Communications

### Social



@HokiesMBB



@HokiesMBB



/HokieSports



**AP Top 25 Poll - Week 1**

Nov. 11 | *Opponents in italics*

#	Team (1st place)	Record	Points
1	Kentucky (64)	2-0	1622
2	<i>Duke</i>	2-0	1538
3	<i>Michigan State</i>	1-1	1451
4	<i>Louisville (1)</i>	2-0	1425
5	Kansas	1-1	1354
6	<i>North Carolina</i>	2-0	1187
7	Maryland	2-0	1166
8	Gonzaga	2-0	1136
9	<i>Virginia</i>	2-0	1134
10	Villanova	1-0	1064
11	Texas Tech	2-0	888
12	Seton Hall	2-0	869
13	Memphis	2-0	828
14	Oregon	2-0	804
15	Florida	1-1	616
16	Ohio State	2-0	544
17	Utah State	2-0	507
18	Saint Mary's	1-0	438
19	Arizona	2-0	415
20	Washington	1-0	373
21	Xavier	2-0	370
22	Auburn	2-0	247
23	LSU	1-0	237
24	Baylor	1-1	179
25	Colorado	1-0	151

**Receiving Votes:** VCU 137, *Florida State* 112, Texas 95, Marquette 67, Tennessee 49, Providence 23, Purdue 21, Houston 18, Utah 14, Missouri 13, Arkansas 11, Mississippi State 9, Georgetown 4, Liberty 3, San Diego State 2, Creighton 1, Vermont 1, Dayton 1

**Coaches' Top 25 Poll - Preseason**

Oct. 24 | *Opponents in italics*

#	Team (1st place)	Record	Points
1	<i>Michigan State (30)</i>	0-0	792
2	Kentucky	0-0	734
3	Kansas (1)	0-0	687
4	<i>Duke (1)</i>	0-0	683
5	<i>Louisville</i>	0-0	670
6	Florida	0-0	619
7	Gonzaga	0-0	544
8	Maryland	0-0	536
9	<i>Virginia</i>	0-0	532
10	Villanova	0-0	531
11	<i>North Carolina</i>	0-0	503
12	Texas Tech	0-0	417
13	Seton Hall	0-0	403
14	Oregon	0-0	344
15	Memphis	0-0	331
16	Ohio State	0-0	280
17	Arizona	0-0	229
18	Baylor	0-0	228
19	Utah State	0-0	218
20	Saint Mary's	0-0	163
21	Xavier	0-0	149
22	Purdue	0-0	123
23	Auburn	0-0	105
24	LSU	0-0	86
25	Tennessee	0-0	78

**Receiving Votes:** VCU 76, Marquette 62, Washington 59, *Florida State* 47, Michigan 28, Colorado 28, Houston 17, Creighton 13, Davidson 11, USC 9, Providence 8, Mississippi State 7, Wisconsin 6, Syracuse 6, Texas 6, UCLA 6, Georgetown 6, Dayton 5, Liberty 5

**GENERAL INFORMATION**

University Name	Virginia Tech
Location	Blacksburg, Va.
Founded	1872
Enrollment	34,000
President	Dr. Timothy Sands
Director of Athletics	Whit Babcock
Nickname	Hokies
Mascot	Hokie Bird
Colors	Chicago Maroon and Burnt Orange
Affiliation	NCAA Division I
Conference	Atlantic Coast
Home Court	Cassell Coliseum
Capacity	9,275

**INFORMATION**

2018-19 Record	26-9
Conference Record/Finish	12-6 (5th in ACC)
Starters Returning/Lost	1/4
Letterwinners Returning/Lost	4/5
Newcomers	10 (4 freshmen, 3 transfers, 2 redshirts, 1 walk-on)

**STAFF**

Head Coach	Mike Young (Emery & Henry, 1986)
Virginia Tech Record/Years	0-0 / first season
Overall Record/Years	299-244 / 17 years
Associate Head Coach	Chester Frazier (Illinois, 2009)
Assistant Coach	Antwon Jackson (Pikeville, 1993)
Assistant Coach	Christian Webster (Harvard, 2013)
Chief of Staff	Stephanie Ballein (Virginia Tech, 1990, 1995)
Special Assistant to the Head Coach	Kevin Giltner (Wofford, 2012)
Special Assistant for Recruiting	Matt Olinger (Liberty, 2007)
Director of Player Personnel	Ryan Nadeau (Michigan State, 2016)
Director, Sports Medicine	Hisham Ziyout (Salisbury, 2015)
Coordinator of Basketball Relations	Ace Custis (Virginia Tech, 1997)
Senior Director, Strength & Conditioning	David Land (App State, 2011)
Assistant Director, Equipment Services	Bruce Garnes (Virginia Tech, 1994, 1996)
Graduate Assistant	Chakiris Moss (Greensboro, 2013)
Graduate Assistant	Will Stigall (Wofford, 2019)
Administrative Assistant	Isabelle Schneiderman (Virginia Tech, 2019)

**ROSTER**

No.	Name	Pos.	Ht.	Wt.	Cl.	Hometown	High School/Last School
0	Hunter Cattoor	G	6-3	205	Fr.	Orlando, Fla.	Bishop Moore
1	Isaiah Wilkins	G	6-4	225	So.	Winston-Salem, N.C.	Mount Tabor
2	Landers Nolley II	G/F	6-7	225	r-Fr.	Fairburn, Ga.	Langston Hughes
3	Wabissa Bede	G	6-0	200	Jr.	North Andover, Mass.	Cushing Academy
4	Nahiem Alleyne	G	6-3	195	Fr.	Buford, Ga.	Mountain View
10	Jonathan Kabongo	G	6-4	195	So.	Toronto, Canada	Thornlea Secondary
11	Brendan Palmer	G	6-4	195	So.	Winston-Salem, N.C.	Forsythe Country Day
13	Grant Yates	F	6-8	210	So.	Gainesville, Va.	Battlefield/Christopher Newport
14	P.J. Horne	F	6-6	225	Jr.	Tifton, Ga.	Tift County
15	Jalen Cone	G	5-10	170	Fr.	Walkertown, N.C.	Walkertown
21	John Ojiako	F	6-10	240	Fr.	Lagos, Nigeria	Admiral Farragut
22	Keve Aluma	F	6-9	240	Jr.	Berlin, Md.	Stephen Decatur/Wofford
23	Tyrece Radford	G	6-1	205	r-Fr.	Baton Rouge, La.	McKinley
24	Branden Johnson	F	6-8	230	r-Sr.	Garfield Heights, Ohio	Garfield Heights/Alabama St.
25	Ryan Payne	F	6-8	220	Jr.	Mechanicsville, Va.	Hanover

**PRONUNCIATIONS**

Nahiem Alleyne	na-HEEM ah-LEAN	Jonathan Kabongo	kuh-BONGO
Keve Aluma	Kev-aye	Landers Nolley II	NAH-lee
Wabissa Bede	wa-BEE-sah BEE-dee	John Ojiako	OH-gee-ah-co
Hunter Cattoor	cuh-TOUR	Tyrece Radford	TIE-reese





**2019-20 ACC Standings**

#	Team	Overall	ACC	Pct.
1.	No. 4/5 Louisville	3-0	1-0	1.000
	No. 6/11 North Carolina	2-0	1-0	1.000
	No. 9/9 Virginia	2-0	1-0	1.000
	Boston College	3-0	1-0	1.000
	Georgia Tech	2-0	1-0	1.000
	<b>Virginia Tech</b>	<b>3-0</b>	<b>1-0</b>	<b>1.000</b>
	Pitt	2-1	1-0	.667
8.	No. 2/4 Duke	3-0	0-0	1.000
9.	Clemson	2-1	0-1	.667
	[RV/RV] Florida State	1-1	0-1	.500
	Miami (Fla.)	2-1	0-1	.667
	[--/RV] NC State	2-1	0-1	.667
	Notre Dame	2-1	0-1	.667
	Wake Forest	2-1	0-1	.667
	[--/RV] Syracuse	1-1	0-1	.500

**2019-20 Preseason ACC Coaches' Poll**

#	Team (First-place votes)	Points
1.	Duke (51)	1564
2.	North Carolina (19)	1493
3.	Louisville (29)	1448
4.	Virginia (12)	1405
5.	Florida State	1157
6.	NC State	1038
7.	Notre Dame	915
8.	Syracuse	910
9.	Miami (Fla.)	768
10.	Pitt	577
11.	Clemson	564
12.	Georgia Tech	437
13.	Boston College	382
<b>14.</b>	<b>Virginia Tech</b>	<b>334</b>
15.	Wake Forest	328

**Preseason All-ACC Team**

**First Team**

Jordan Nwora, Louisville, 95  
 Tre Jones, Duke, 89  
 Cole Anthony, North Carolina, 81  
 John Mooney, Notre Dame, 51  
 Mamadi Diakite, Virginia, 49

**Second Team**

Markell Johnson, NC State, 39  
 Vernon Carey Jr., Duke, 19  
 Chris Lykes, Miami, 18  
 Garrison Brooks, North Carolina, 11  
 Trent Forrest, Florida State, 11

**Preseason ACC Freshman of the Year**

Cole Anthony, North Carolina, 89  
 Vernon Carey Jr., Duke, 8  
 Wendell Moore Jr., Duke, 5  
 Casey Morsell, Virginia, 3  
 Cassius Stanley, Duke, 3  
 Matthew Hurt, Duke, 3

**Preseason ACC Player of the Year**

Jordan Nwora, Louisville, 55  
 Cole Anthony, North Carolina, 31  
 Tre Jones, Duke, 19  
 John Mooney, Notre Dame, 3  
 Mamadi Diakite, Virginia, 2  
 Markell Johnson, NC State, 1

**A WIN WOULD**

- Extend Tech's home nonconference winning streak to 27 games, which dates all the way back to Nov. 11, 2016, an 80-67 win over Maine.
- Be Mike Young's four win of the season and third at Cassell, making him 34-5 his last two seasons at his respective schools.
- Give Tech a 1-0 start in the all-time series against the Mountain Hawks.

**GUARDS ON THE GLASS**

- Only four players in Division I are currently averaging at least eight assists and six rebounds per game, including Tech's Wabissa Bede.
- Bede is the only player in the ACC to do so, while he is averaging 5.7 points per game, respectively.

Player	G	REB/pg	AST/pg
Jason Preston (Ohio)	3	7.7	9.7
Tyrese Haliburton (Iowa State)	3	6.0	10.7
Rylan Jones (Utah)	2	7.5	8.0
Wabissa Bede (Virginia Tech)	3	6.3	8.0

**800**

- In Tech's last game, it marked the 800th men's basketball contest in Cassell Coliseum. And it's been a very successful 800 games for the Hokies.
- In those games inside Cassell, Tech is 604-196 for a .755 winning percentage.

**MAKE IT RAIN**

- Tech is coming off a season-high 13 3-pointers in its last game, taking on USC Upstate.
- A big reason for that has been the multitude of players that can make shots behind the arc.
- Tech has had six guys hit a 3 in its last two games, marking the first time that has happened in consecutive games since December 2018 versus Central Connecticut State (1st) and VMI (5th).
- Since 2010, the Hokies have had 24 games in which they have had at least six players make a 3. In those games, they are 22-2.
- The most they've had hit a 3 is eight players in a game, which has happened just once since 2010 (Houston Baptist on Nov. 21, 2017).

**DECADE PLUS**

- It's been at least over a decade since the last time two Tech freshmen scored in double figures in the Hokies' first two games of the season.
- The two freshmen were Nahiem Alleyne, who had 11 points at Clemson (11/5) and 18 versus Coppin State (11/8), and Landers Nolley, who tallied 30 points at Clemson and 11 vs. Coppin State.

**SHARING THE ROCK**

- According to KenPom, a Virginia Tech alum by the way, Wabissa Bede is one of the best in the nation in assist rate (assists divided by FGs made by player's teammates while he is on the court.)
- He ranks fourth nationally through the first two weeks of the season.

Player	A-Rate	Assists	G
Edric Dennis (TCU)	55.6	12	2
Ty Gordon (Troy)	51.3	12	2
Ethan Anderson (USC)	50.5	19	3
Wabissa Bede (Virginia Tech)	49.3	24	3

**HE'S MORE THAN A POINT GUARD**

- Junior Wabissa Bede, who has only scored in double figures three times in his career out of 66 games, has gotten it done in other ways so far this season with the Hokies.
- Known as a stocky guy, weighing 200 pounds, Bede has been a force on the boards so far, as well as playing the distributor role, a role he played sparingly the last two years with the all-time assists leader, Justin Robinson, running the point.
- In his game against Coppin State, Bede almost did something that hasn't happened in three years, a double-double with just rebounds and assists, collecting 10 assists and nine rebounds. (Chris Clarke on Dec. 17, 2016 with a triple-double).
- And speaking of Robinson, the last time a player had 10 assists after Bede's night versus Coppin State was when Robinson tallied the single-game school record with 13 versus Central Connecticut State on Dec. 1, 2018.
- Bede joked afterword that once he cracked 10 midway through the second half that he was going to break J-Rob's record.

**SO, WHY ARE THEY PLAYING WELL?**

- If you look at the first three games the Hokies have played in the Mike Young era, two things stick out - solid shot selection and a defense that puts in the work.
- According to KenPom, Tech has the 40th-best adjusted defense metric (number of points allowed per 100 possessions) nationally with an 89.8 average and ranks fifth in effective field-goal percentage (similar to regular field goal percentage except that it gives 50% more credit for made 3-pointers) with 34.0.
- Tech ranks No. 18 in the nation for 3-point field-goals made, averaging 11.0 makes a game.

**THE FEW, THE PROUD**

- Two weeks into the season, there are 43 players that have scored 30 or more points in Division I game this winter.
- Of the 32, just eight are high-major players (ACC, American, BIG EAST, Big 12, B1G, SEC, Pac-12), including Tech's Landers Nolley.
- Anthony and Nolley were the only two though to do it against a high-major opponent.

Player	Opponent	Score
Markus Howard (Marquette)	Loyola Maryland	38
Aaron Nesmith (Vanderbilt)	Richmond	34
Cole Anthony (UNC)	Notre Dame	34
Mason Jones (Arkansas)	Rice	32
Anthony Mathis (Oregon)	Boise State	30
Mustapha Heron (St. John's)	Central Conn. St.	30
Jared Butler (Baylor)	Central Arkansas	30
Kira Lewis Jr. (Alabama)	Penn	30
Landers Nolley (Virginia Tech)	Clemson	30

**LET'S KEEP IT GOING**

- Tech hasn't lost a home nonconference game since Dec. 30, 2015 against West Virginia (88-63), owning a 26-game streak that will be put on the line versus Lehigh on Saturday in Blacksburg.
- The previous best was 23, which was set twice from 1980-84 and 2005-09. The current streak began on Nov. 11, 2016, against Maine.



**LAST TIME TEAM...**

Tech scored 100 points and won: 103-79, vs. Washington, 11-17-17  
 Tech scored 100 points and lost: 100-104 2OT vs. Maryland, 2-27-10  
 Tech played in overtime: 63-65, OT, vs. Florida State (ACC Tournament), 3-14-19  
 Tech played in consecutive overtime games: 82-77 vs. UAB, 11-28-15 & 79-81 vs. Northwestern, 12-1-15  
 Tech played 2 OT: 80-78, 2OT, vs. Virginia, 2-12-17  
 Tech played 3 OT: 86-90 at WVU, 2-2-83  
 Tech scored 100+ points: 103-79 vs. Washington, 11-17-17  
 Tech scored 90-99 points: 94-40 vs. Central Connecticut State, 12-1-18  
 Tech scored 80-89 points: 80-57 vs. USC Upstate, 11-13-19  
 Tech scored 70-79 points: 74-42 vs. Coppin State 11-8-19  
 Tech scored 60-69 points: 67-60 at Clemson, 11-5-19  
 Tech scored 50-59 points: 58-64 vs. Virginia, 2-18-19  
 Tech scored 40-49 points: 47-24 at NC State, 2-2-19  
 Tech scored 30-39 points: 33-43 at East Carolina, 2-18-67  
 Tech scored 20-29 points: 27-40 at McGuire Hospital, 2-2-46  
 Tech scored 10-19 points: 16-45 at Virginia, 1-30-39  
 Tech scored less than 10 points: 9-29 vs. North Carolina, 1-12-35  
 Tech allowed 100+ points: 82-103 at North Carolina, 1-21-19  
 Tech allowed 90-99 points: 82-91 vs. Florida State, 1-20-18  
 Tech allowed 80-89 points: 59-81 at Virginia, 1-15-19  
 Tech allowed 70-79 points: 73-75 vs. Duke (NCAA Tournament), 3-29-19  
 Tech allowed 60-69 points: 67-60 at Clemson, 11-5-19  
 Tech allowed 50-59 points: 80-57 vs. USC Upstate, 11-13-19  
 Tech allowed 40-49 points: 74-42 vs. Coppin State 11-8-19  
 Tech allowed 30-39 points: 75-37 vs. Saint Francis, 11-24-18  
 Tech allowed 20-29 points: 47-24 at NC State, 2-2-19  
 Tech allowed 10-19 points: 60-19 vs. Lynchburg College, 1-9-46  
 Tech allowed less than 10 points: 28-9 vs. Hampden-Sydney, 1-17-23  
 Tech scored at least 60 points in a half: 66, 2nd half, vs. The Citadel, 11-12-17  
 Largest margin of victory: 83 points vs. Randolph Macon Academy, 87-4, 1-10-1911  
 Largest margin of victory in an ACC game: 29 points vs. Wake Forest, 94-65, 1-15-11  
 Tech defeated a ranked opponent on the road: 47-24 at No. 23/22 NC State, 2-2-19  
 Tech defeated a ranked opponent at home: 77-72 vs. No. 3/2 Duke, 2-26-19  
 Tech defeated a ranked opponent on a neutral court: 89-83, vs. No. 23 Purdue, 11-18-18, TD Arena  
 Tech defeated a defending national champion: 80-69 vs. North Carolina, 1-22-18  
 Tech held opponent without a double-figure scorer: 65-47 vs. Miami, ACC Tournament, 3-12-09  
 No Tech player scored in double figures: 41-57 vs. Temple, 2-25-96  
 Tech had six players score in double figures: at Boston College, 2-25-17  
 Tech had seven players score in double figures: vs. The Citadel, 12-17-16  
 Tech did not make a three-point field goal: at Providence, 2-1-03  
 Tech's opponent did not make a 3-point field goal: at NC State, 2-10-10  
 Tech did not shoot a free throw in the first half: at Miami, 12-8-13  
 Tech did not shoot a free throw in the second half: vs. Virginia, 12-5-10  
 Tech held an opponent under 10 points in a half: 9 points, vs. Eastern Michigan, 12-22-11  
 Tech held an opponent under 20 points in a half: 12 points, vs. Coppin State, 11-8-19  
 Tech had double-figures in blocked shots: 13, 87-82, vs. West Virginia, 11-12-13  
 Tech came back from a double-figure deficit to win: 12 pts. vs. No. 23 Purdue, 11-18-18  
 Lost a double-digit lead: 14 points at Florida State, 3-7-18  
 Tech led by 20-or-more points at half time of a game: 23 points, vs. Coppin State, 11-8-19  
 Tech had 20-29 assists in a game: 20, vs. Georgia Tech, 2-13-19  
 Tech had 30-or-more assists: 36, vs. The Citadel, 11-12-17  
 Tech won a neutral court game: 73-61 vs. Washington (Atlantic City, NJ), 12-15-18  
 Tech held a team under 20 percent from the field: 16.7%, at NC State, 2-2-19  
 Tech won an NCAA Tournament game: 67-58, vs. Liberty (NCAA Tournament), 3-24-19

**LAST TIME PLAYER...**

A Tech player recorded a triple-double: Chris Clarke (13 pts./12 rebs./10 ast.) vs. The Citadel, 12-17-16  
 Two Tech players recorded double-doubles in a game: Kerry Blackshear Jr. (22 pts./15 rebs.) & Chris Clarke (15 pts./10 rebs.) vs. The Citadel, 11-12-17  
 Two Tech players recorded double-doubles in consecutive games: vs. UNC, ACC Tournament, 3-13-09 and vs. Duquesne, NIT, 3-18-09  
 Tech player had five or more steals: Manny Atkins (5) vs. Mount St. Mary's, 1-2-11  
 Tech player had 10 or more assists in a game: Wabissa Bede (10) vs. Coppin State, 11-8-19  
 Tech player had 20 or more rebounds in a game: Jeff Allen (21) vs. Longwood, 12-14-08  
 Two Tech players had double figures in rebounds: Kerry Blackshear Jr. (15 rebs.) & Chris Clarke (10 rebs.) vs. The Citadel, 11-12-17  
 Two Tech players had five or more assists: Nickeil Alexander-Walker (6) & Wabissa Bede (5) vs. Miami (ACC Tournament), 3-13-19  
 Three Tech players had five or more assists: Chris Clarke (10) Justin Robinson (6), Seth Allen (6) vs. The Citadel, 12-17-16  
 Four Tech players had five or more assists: Kerry Blackshear (8), Devin Wilson (7), Justin Robinson (7), Chris Clarke (5) vs. The Citadel, 11-12-17  
 Two Tech players scored 20 or more points: Nickeil Alexander-Walker (25 points) & Kerry Blackshear Jr. (20 points) vs. Boston College, 1-5-19  
 Three Tech players scored 20 or more points: Nickeil Alexander-Walker (25 points), Ahmed Hill (23 points) and Justin Robinson (23 points) vs. Purdue, 11-18-18  
 Same two Tech players scored 20 or more points in consecutive games: Nickeil Alexander-Walker & Kerry Blackshear Jr., 11-10 & 11-12-17  
 Tech freshman scored 20 or more points in a game: 23, Landers Nolley, vs. USC Upstate, 11-13-19  
 Two Tech freshmen scored in double figures in a game: Landers Nolley (23 points) & Jalen Cone (11 points) vs. USC Upstate, 11-13-19  
 Three Tech freshmen scored in double figures in a game: Nahiem Alleyne (18 points), Landers Nolley (11) and Tyrece Radford (10), vs. Coppin State 11-8-19  
 Tech player scored 30-39 points in a game: 30, Landers Nolley at Clemson, 11-5-19  
 Tech player scored 40-49 points in a game: 41, Dorenzo Hudson vs. Seton Hall, 1-2-10  
 Tech player scored 50+ points in a game: 51, Bimbo Coles vs. Southern Miss., 2-6-88  
 Tech player had consecutive double-doubles: Kerry Blackshear Jr., 2-18-19, 2-23-19 & 2-26-19  
 Tech player had three consecutive double-doubles: Kerry Blackshear Jr., 2-18-19, 2-23-19 & 2-26-19  
 Tech freshman had consecutive double-doubles: Kerry Blackshear Jr., 12-13-15 & 12-19-15  
 Tech player had seven consecutive double-doubles: Jeff Allen, 1-25-11, 1-30-11, 2-2-11, 2-5-11, 2-13-11, 2-15-11 & 2-19-11  
 Tech allowed a triple-double: Dennis Smith Jr. (27 pts., 11 rebs., 11 assists), at NCSU, 1-4-17  
 Tech had a walk-on score in double figures: Christian Beyer, 13 pts., vs. Alabama A&M, 12-14-14

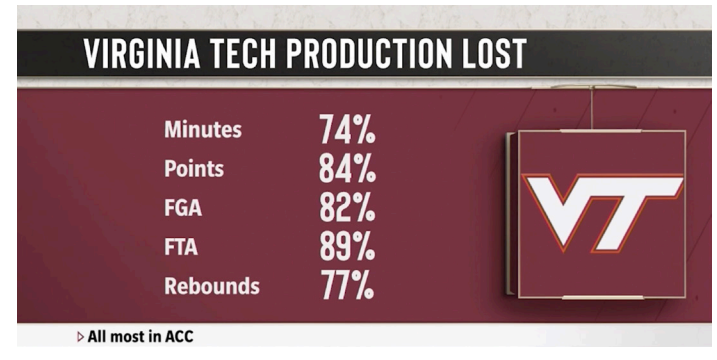
**What's a Hokie?**



The answer leads all the way back to 1896 when Virginia Agricultural and Mechanical College changed its name to Virginia Polytechnic Institute. With the change came the necessity for writing a new cheer and a contest for such a purpose was held by the student body.

Senior O.M. Stull won first prize for his "Hokie" yell which is still used today. Later, when asked if "Hokie" had any special meaning, Stull explained the word was solely the product of his imagination and was used only as an attention-getter for his yell. It soon became a nickname for all Tech teams and for those people loyal to Tech athletics.

The official university school colors - Chicago Maroon and Burnt Orange - also were introduced in 1896. The colors were chosen by a committee because they made a 'unique combination' not worn elsewhere at the time. The official definition of "hokie" is "a loyal Virginia Tech Fan".



**'19 CLASS OF HIGH-MAJOR COACHES**

- Out of the seven high-major conferences (ACC, American, BIG EAST, B1G, Big 12, Pac-12 and SEC), there are 14 new head coaches for the 2019-20 season.
- Virginia Tech coach Mike Young is just one of six coaches that were a mid-major coach to jump up to the big leagues, joining Alabama's Nate Oats (Buffalo), Arkansas' Eric Musselman (Nevada), Tulane's Ron Hunter (Georgia State) and Washington State's Kyle Smith (San Francisco).
- Of the 14 new coaches, Young was the longest-tenured coach to leave, following his 17-year stint as the head guy at Wofford.
- The NBA saw three of its coaches jump into the college ranks, with Michigan's Juwon Howard (Miami Heat), Nebraska's Fred Hoiberg (Chicago Bulls) and Vanderbilt's Jerry Stackhouse (Memphis Grizzlies).
- In this cycle, only one assistant coach was promoted from within and that was Temple's Aaron McKie, who served as an assistant under Fran Dunphy for five seasons in Philadelphia.
- While former Hokie coach Buzz Williams, who is now at Texas A&M, was one of just two coaches this offseason to jump ship and go high-major for high-major, with UCLA's Mick Cronin (Cincinnati) being the other.
- A full breakdown of the 14 coaches this cycle is below, with the SEC welcoming the most among the seven leagues with four. The Big 12 was the lone conference not to have a new head coach this offseason.

School	Name	Previous Team
Alabama	Nate Oats	Buffalo (HC)
Arkansas	Eric Musselman	Nevada (HC)
Cal	Mark Fox	*Georgia (HC)
Cincinnati	John Brannen	Northern Kentucky (HC)
Michigan	Juwon Howard	Miami Heat (NBA Assistant)
Nebraska	Fred Hoiberg	Chicago Bulls (NBA HC)
St. John's	Mike Anderson	Arkansas (HC)
Temple	Aaron McKie	Temple (Assistant)
Texas A&M	Buzz Williams	Virginia Tech (HC)
Tulane	Ron Hunter	Georgia State (HC)
UCLA	Mick Cronin	Cincinnati (HC)
Vanderbilt	Jerry Stackhouse	Memphis Grizzlies (NBA Assistant)
Virginia Tech	Mike Young	Wofford (HC)
Washington State	Kyle Smith	San Francisco (HC)

\* Coach Mark Fox last coached Georgia in 2017-18.



RECORD WHEN...

Leading at the half:	2-0
Trailing at the half:	1-0
Tied at the half:	0-0
Playing Overtime:	0-0
Shooting 50% or better:	1-0
Shooting between 40-49.9%:	1-0
Shooting less than 40%:	1-0
Opponents shoot 50% or better:	0-0
Opponents shoot less than 50%:	3-0
VT outrebounds its opponent:	2-0
Opponent outrebounds VT:	1-0
Teams are tied in rebounds:	0-0
VT shoots 70% FT or better:	3-0
VT shoots less than 70% FT:	0-0
Scoring less than 50 points:	0-0
Scoring 50-59 points:	0-0
Scoring 60-69 points:	1-0
Scoring 70-79 points:	1-0
Scoring 80-89 points:	1-0
Scoring 90 or points:	0-0
Allowing less than 30 points:	0-0
Allowing 30-39 points:	0-0
Allowing 40-49 points:	1-0
Allowing 50-59 points:	1-0
Allowing 60-69 points:	1-0
Allowing 70-79 points:	0-0
Allowing 80-89 points:	0-0
Allowing 90 or more points:	0-0
Game decided by 1-4 points or OT:	0-0
Game decided by 5-10 points:	1-0
Game decided by 11+ points:	2-0
Playing in the morning:	0-0
Playing at night:	3-0
Playing in the afternoon:	0-0
Playing on Monday:	0-0
Playing on Tuesday:	1-0
Playing on Wednesday:	1-0
Playing on Thursday:	0-0
Playing on Friday:	1-0
Playing on Saturday:	0-0
Playing on Sunday:	0-0
Playing in November:	3-0
Playing in December:	0-0
Playing in January:	0-0
Playing in February:	0-0
Playing in March:	0-0

# LAST TIME OUT

## USC Upstate (1-3,0-0 Big South) -vs- Virginia Tech (3-0,1-0 ACC) 11/13/19 at Cassell Coliseum, Blacksburg, VA

**Date:** 11/13/19  
**Time:** 7:00 pm  
**Attendance:** 8536  
**Site:** Cassell Coliseum, Blacksburg, VA  
**Referees:** Brent Hampton, Jeb Hartness, Mike Eades

Score By Period	1	2	Total
USC Upstate	24	33	57
Virginia Tech	38	42	80

### USC Upstate 57

#	Player	GS	MIN	FG	3PT	FT	ORB-DRB	REB	PF	A	TO	BLK	STL	PTS
35	Zink,Nevin	*	28	4-5	0-0	2-2	1-4	5	1	0	2	0	0	10
34	Aldrich,Josh	*	22	3-5	1-3	2-2	1-2	3	3	0	1	0	1	9
5	Mozone,Bryson	*	35	3-12	2-9	0-0	1-7	8	0	1	1	1	0	8
10	Bruner,Tommy	*	11	1-2	0-1	0-0	0-0	0	2	0	2	0	0	2
1	White,Dalvin	*	29	0-4	0-4	0-0	0-2	2	1	4	2	0	1	0
12	Hammond,Everette		34	4-10	0-3	7-7	0-4	4	0	2	3	1	1	15
3	Goodloe,Mysta		14	3-7	0-2	0-0	3-2	5	1	0	1	0	0	6
2	Jernigan ,Cartier		11	1-5	0-3	3-5	0-1	1	0	1	0	0	0	5
0	Martin,Brandon		8	1-3	0-0	0-0	0-1	1	2	0	1	0	0	2
4	Smith,Khydarius		4	0-0	0-0	0-2	1-0	1	0	0	0	0	0	0
23	Booker,Thomas		4	0-0	0-0	0-0	0-0	0	0	0	0	0	0	0
TM	TEAM		0	0-0	0-0	0-0	3-0	3	0	0	0	0	0	0
<b>Totals</b>		-	200	20-53	3-25	14-18	10-23	33	10	8	13	2	3	57

Team Summary	FG	3PT	FT
First Half	12-34 35.29 %	0-15 0.00 %	0-2 0.00 %
Second Half	8-19 42.11 %	3-10 30.00 %	14-16 87.50 %
<b>Total</b>	<b>20-53 37.7 %</b>	<b>3-25 12.0 %</b>	<b>14-18 77.8 %</b>

**Technical Fouls:** none    **Second Chance Points:** 10    **Scores Tied:** 2 times(s)    **Points In the Paint:** 26    **Fast Break Points:** 2  
**Lead Changed:** 6 times(s)    **Points off Turnovers:** 5    **Bench Points:** 28    **Largest Lead:** 0 0

### Virginia Tech 80

#	Player	GS	MIN	FG	3PT	FT	ORB-DRB	REB	PF	A	TO	BLK	STL	PTS
2	Nolley II,Landers	*	34	8-14	4-7	3-4	0-6	6	0	3	2	0	1	23
4	Alleyn,Nahiem	*	25	3-6	1-3	2-3	0-2	2	0	4	0	1	0	9
14	Horne,P.J.	*	25	4-7	1-2	0-0	0-4	4	3	0	1	1	0	9
3	Bede,Wabissa	*	26	3-8	1-2	0-0	0-2	2	2	8	2	1	1	7
23	Radford,Tyrece	*	19	3-4	0-0	0-0	2-2	4	1	1	1	1	2	6
15	Cone,Jalen		14	4-5	3-3	0-0	0-1	1	3	0	1	0	0	11
0	Cattoor,Hunter		23	3-7	3-6	0-0	0-0	0	0	1	1	0	0	9
21	Ojiako,John		15	2-2	0-0	0-0	2-1	3	1	0	0	2	2	4
1	Wilkins,Isaiah		19	1-5	0-4	0-0	0-4	4	1	2	0	0	0	2
TM	TEAM		0	0-0	0-0	0-0	2-3	5	0	0	0	0	0	0
<b>Totals</b>		-	200	31-58	13-27	5-7	6-25	31	11	19	8	6	6	80

Team Summary	FG	3PT	FT
First Half	14-27 51.85 %	7-10 70.00 %	3-5 60.00 %
Second Half	17-31 54.84 %	6-17 35.29 %	2-2 100.00 %
<b>Total</b>	<b>31-58 53.4 %</b>	<b>13-27 48.1 %</b>	<b>5-7 71.4 %</b>

**Technical Fouls:** none    **Second Chance Points:** 4    **Scores Tied:** 2 times(s)    **Points In the Paint:** 26    **Fast Break Points:** 5  
**Lead Changed:** 6 times(s)    **Points off Turnovers:** 18    **Bench Points:** 26    **Largest Lead:** 0 0

### ELITE COMPANY

- After scoring a little under half of the Hokies' points against Clemson, Landers Nolley found himself in elite company among league peers.
- The small forward scored the fourth-most points by an ACC freshman in a debut, joining preseason ACC Freshman of the Year Cole Anthony of North Carolina this week with each totaling at least 30.

Player	Opponent	Date	Points
Cole Anthony (UNC)	Notre Dame	Nov. 6, 2019	34
RJ Barrett (Duke)	Kentucky	Nov. 6, 2018	33
J.J. Hickson (NC State)	William & Mary	Nov. 15, 2007	31
Landers Nolley (VT)	Clemson	Nov. 5, 2019	30
Ishua Benjamin (NC State)	Prairie View	Nov. 26, 1994	29
Ivan Wagner (NC State)	VMI	Nov. 25, 1995	29
Zion Williamson (Duke)	Kentucky	Nov. 6, 2018	28
Sylyen Landesberg (UVA)	VMI	Nov. 16, 2008	28
Rashad McCants (UNC)	Penn State	Nov. 18, 2002	28

### DIAPER DANDIES

- Tech has had the luxury of having some solid first-year players since freshmen became eligible to play in 1974, and has no shortage this year.

- Landers Nolley's 30 points were tied for the third most by a freshman, trailing Jalen Hudson and Larry Cooke's 32 points.

Player	Opponent	Date	Points
Larry Cooke	Eastern Kentucky	Feb. 3, 1975	32
Jalen Hudson	Wake Forest	March 10, 2013	32
Landers Nolley	Clemson	Nov. 5, 2019	30
Russell Davis	Vermont	Dec. 31, 1974	30
Nickeil Alexander-Walker	The Citadel	Nov. 12, 2017	29

### IT'S BEEN A MINUTE

- The last time the Hokies started the season with a conference game was on Nov. 30, 1963 versus Richmond, a 77-53 win, spanning 56 years and making Tech 2-0 its last two instances.
- With Landers Nolley's 30 points against Clemson, it marked the most points scored by a Tech freshman since March 10, 2013, when Jalen Hudson dropped 32 on Wake Forest.

### THE BIG THREE-HUNDO

- When Mike Young and Co. took down the Tigers in Clemson, he became just one of 71 active coaches in Division I to have 300 or more wins.

Coach	Record	Schools Coached At
68. James Jones (Yale)	312-274 (.532)	1
69. Jim Christian (Boston College)	307-254 (.547)	4
70. Tod Kowalczyk (Toledo)	304-242 (.557)	2
71. Mike Young (Virginia Tech)	302-244 (.553)	2

- Of the 71 active head coaches, Young is one of only 25 to win at least 300 games at just two schools or less during a coaching tenure.

Coach	Record	Schools Coached At
22. Fran O'Hanlon (Lafayette)	325-396 (.451)	1
23. James Jones (Yale)	312-274 (.532)	1
24. Tod Kowalczyk (Toledo)	304-242 (.557)	2
25. Mike Young (Virginia Tech)	302-244 (.553)	2



### HOME IS WHERE THE HEART IS

- Mike Young grew up in Radford, Virginia, which is approximately 20 minutes away from Blacksburg, the home of the Hokies.
- Ironically enough, Young's first-ever college basketball game as a kid was a Virginia Tech game inside Cassell Coliseum, a place where Young now calls his home.

### TIME TO STEP UP

- With the Hokies losing three players now playing in the NBA or G-League and the SEC Preseason Player of the Year, Tech returns just one starter from a year ago in guard Wabissa Bede.
- That means four role players or newcomers will have to step up and contribute big minutes right away for Mike Young.

### DYNAMIC TRIO

- Against Coppin State, the Hokies had three freshmen in double figures, marking the first time since Feb. 25, 2015, when they took on Duke.
- The three versus the Eagles were Nahiem Alleyne (18 points), Landers Nolley (11) and Tyrece Radford (10).
- The trio against the Blue Devils was Jalen Hudson (23 points), Ahmed Hill (10) and Justin Bibbs (10).

### FEW AND FAR BETWEEN

- Tech returns only 13.3 points per game from its team last year that average 73.5, which is made up of four letterwinners.
- That accounts for the Hokies bringing back just 18.1 percent of its scoring total, making them one of only six schools in the nation to return less than 20 percent of its scoring.

School	Points p/g	Percent of Scoring
Nebraska	2.9 PPG	1.9%
Tulane	10.8 PPG	12.2%
South Dakota St.	15.8 PPG	16.9%
Virginia Tech	13.3 PPG	18.1%
Washington	13.9 PPG	19.8%
UCF	14.5 PPG	20.0%

### THE BEST IS YET TO COME

- Coach Young, known as one of the better X's and O's coaches in the country, had his Terriers in some of the top categories nationally over his 17-year span.
- This past season, which was Wofford's best in school history, the Terriers were 16th in assist-to-turnover ratio (1.39), 11th in field-goal percentage (49.0), second in 3-point field-goal percentage (41.4) and second in scoring margin (16.7).
- So, expect quality shooting teams to come under his watch in Blacksburg and for that to translate to wins.

### HISTORIC IT WAS

- Last year was arguably the best season in school history for the Hokies, notching many school records to their belt.
- To name a few, Tech earned a school-record 26 wins, program-best 12 ACC victories and made it to the Sweet 16 for the first time in program history since the tournament expanded to 64 teams.
- Tech also broke the record for most home non-conference victories in a row with 24 straight.
- The Hokies made the NCAA Tournament three consecutive years for the first time ever, and won two games in The Dance for the first time since 1967. They also earned a No. 4 seed, the highest in program history.

### 535 AND COUNTING

- Tech has hit a three-point field goal in 535 consecutive games.
- Since the 3-point arc was added for the 1986-87 season, the Hokies have hit at least one three in all but three game.
- The last time Tech didn't record a 3-pointer in a game was at Providence on Feb. 1, 2003.

### WELL, THIS IS NEW

- A new staff is in place for Tech and there are also quite a few new players, with 10 to be exact.
- Of the 10 newcomers, four are true freshmen, three are transfers, two are redshirts (one walk-on).
- The 10 newcomers make Tech one of only 20 schools in Division I to welcome 10 or more players and one of just nine high-major schools (ACC, American, BIG EAST, B1G, Big 12, Pac-12, SEC) to have double-digit newcomers.

School	Newcomers	Fr.	So.	Jr.	Sr.	Gr.
TCU	15	11	---	---	---	2
Nebraska	15	7	---	1	---	2
East Carolina	13	4	2	7	---	---
Utah	12	11	---	---	---	---
Memphis	11	9	2	---	---	---
Tulane	11	5	2	1	---	3
Georgia	10	9	---	---	---	1
USC	10	6	---	---	---	2
Virginia Tech	10	6	1	2	---	1

### WHO TO LOOK UP TO

- Of the 26 teams that don't boast more than one senior on their roster, including six teams in the land that don't have any seniors, Tech is one of just 13 high-major schools.
- Of the 13, 10 return for their senior seasons, while three players, including the Hokies' Branden Johnson, will finish their last season at a new school.

School	Sr.	r-Sr.	Gr.	Previous School
Alabama	---	---	1	West Virginia
East Carolina	---	1	---	---
Houston	---	1	---	---
Kentucky	---	---	1	Bucknell
Memphis	1	---	---	---
Oklahoma	1	---	---	---
Ole Miss	1	---	---	---
Stanford	1	---	---	---
Syracuse	1	---	---	---
Texas	1	---	---	---
Virginia Tech	---	---	1	Alabama State
Wichita State	1	---	---	---
Wisconsin	---	---	1	---

## COMPARISON GAME-BY-GAME

Opponent	1st	2nd	Score	Mar	Total FG	FG Pct	3-Pointers	3FG Pct	Free Throws	FT Pct	Rebounds	Assist	T/Over	Block	Steal	Fouls	
Clemson	34/37	33/23	67-60	+7	22-57/22-64	.386/.344	9-27/7-29	.333/.241	14-20/9-15	.700/.600	44/36	+8	11/9	13/8	1/2	4/4	15/16
COPPIN ST.	35/12	39/30	74-42	+32	27-61/14-71	.443/.197	11-33/6-39	.333/.154	9-12/8-11	.750/.727	49/45	+4	17/6	15/16	5/1	7/8	13/14
USC UPSTATE	38/24	42/33	80-57	+23	31-58/20-53	.534/.377	13-27/3-25	.481/.120	5-7/14-18	.714/.778	31/33	(2)	19/8	8/13	6/2	6/3	11/10

Note: Game totals are displayed in the format TEAM/OPPONENT for each category



### WHEN IT COUNTS

- Mike Young brings a polished resume from his time at Wofford and you can see that in the numbers he carries.
- Over the last five years when Young has had a lead with five minutes to go, he usually holds on to it to preserve the win, boasting a .916 winning percentage to his name.

Year	G	W	L	Pct.
2014-15	25	23	2	.920
2015-16	17	14	3	.824
2016-17	17	15	2	.882
2017-18	21	19	2	.905
2018-19	27	27	0	1.000
2019-20	3	3	0	1.000
<b>Total</b>	<b>110</b>	<b>101</b>	<b>9</b>	<b>.918</b>

Opponent	G	W	L	Pct.
High-Major	5	4	1	.800
Mid-Major	105	97	8	.924
Conference	66	59	7	.894
Nonconference	43	42	2	.955
Postseason	9	7	2	.778

### WHAT ARE THEY DOING NOW

- As mentioned earlier in the notes, the Hokies had three players that are playing in the NBA or G-League, including Nickeil Alexander-Walker, Justin Robinson and Ahmed Hill.
- Alexander-Walker, who was an All-ACC selection a year ago, was selected in the first round of the NBA Draft, becoming the second-ever in school history. He now stars with the New Orleans Pelicans. Justin Robinson, Tech's all-time assists career leader, plays with the Washington Wizards and their G-League affiliate (Capital City Go-Go) and has gone back and forth so far this season.
- Hill, who was vital in Tech's run to the Sweet 16 last season, signed a two-way deal with the Charlotte Hornets and their G-League affiliate (Greensboro Swarm) this summer. But has recently been waived by the Hornets and now the Phoenix Suns have acquired his rights, with Hill now playing for the NAZ Suns, who are located in Prescott Valley, Arizona. He had 16 points his first game.

### BOUNCE BACK TIME

- When Mike Young loses a basketball game, it rarely spills into the next game, with his teams bouncing back with a W, especially over the last five years with him owning a .685 winning clip by going 37-17.
- Young went 4-0 last year after a loss and 9-3 the year prior with the Terriers.
- With a young Hokie roster, this will be critical.

Season	G	W	L	Pct.
2002-03	14	7	7	.500
2003-04	19	7	12	.368
2004-05	13	5	8	.385
2005-06	17	8	9	.471
2006-07	19	6	13	.316
2007-08	15	7	8	.467
2008-09	13	8	5	.615
2009-10	8	5	3	.625
2010-11	12	9	3	.750
2011-12	13	8	5	.615
2012-13	18	9	9	.500
2013-14	12	7	5	.583
2014-15	6	5	1	.833
2015-16	16	9	7	.563
2016-17	16	10	6	.625
2017-18	12	9	3	.750
2018-19	4	4	0	1.000
<b>Total</b>	<b>227</b>	<b>123</b>	<b>104</b>	<b>.542</b>

### SELLING OUT CASSELL

- Virginia Tech ACC home games against Virginia, Wake Forest, Syracuse, Duke, Louisville, Georgia Tech and Miami (Fla.) sold out in 2018-19, as well as the Central Connecticut State game was a sell out, too.
- The Hokies sold out nine games in the 2017-18 season, including seven of the nine home ACC games, a mark that equaled 2018-19.
- The Hokies have sold out two games this season, including their home opener against Coppin State on Nov. 8 and their upcoming game versus Lehigh on Nov. 16.

### 604 IN CASSELL

- After the win over Miami (Fla.) on Senior Night to close its 2018-19 homestand, the Hokies have a 604-196 overall record in Cassell Coliseum, for a .755 winning percentage.
- The win over Florida State in 2011 was the 500th victory in Cassell and the win over Georgia Tech in 2018-19 was the 600th victory in the building.
- Tech went 14-2 in 2018-19 on its home court, which is tied for the fourth-most wins in a season at Cassell.
- Below are the most wins in Cassell Coliseum history in a season.

Record	Year	Coach
17-2	2009-10	Seth Greenberg
16-1	1982-83	Charles Moir
15-2	2016-17	Buzz Williams
14-0	1975-76	Don DeVoe
14-1	1994-95	Bill Foster
14-2	2018-19	Buzz Williams
14-3	2007-08	Seth Greenberg
14-4	2017-18	Buzz Williams
14-5	2015-16	Buzz Williams

### ABOUT ATTENDANCE

- Last season, the Hokies saw increased attendance at Cassell, with Tech averaging 8,237 per game — up more than 1,500 fans per game from three years ago — and the largest attendance since the 2010-11 season.
- Eight games sold out, including seven ACCs.
- The Hokies averaged 8,882 for home ACC games, almost 400 fans per game ahead of the previous season.

## TEAM GAME-BY-GAME

Opponent	Date	Score	W/L	FG-FGA	PCT	3FG-FGA	PCT	FT-FTA	PCT	OFF	DEF	TOT	AVG	PF	A	T/O	BLK	STL	PTS	AVG
at Clemson	11/05/19	67-60	W	22-57	.386	9-27	.333	14-20	.700	9	35	44	44.0	15	11	13	1	4	67	67.0
Coppin St.	11/08/19	74-42	W	27-61	.443	11-33	.333	9-12	.750	5	44	49	46.5	13	17	15	5	7	74	70.5
USC Upstate	11/13/19	80-57	W	31-58	.534	13-27	.481	5-7	.714	6	25	31	41.3	11	19	8	6	6	80	73.7
<b>Total</b>		<b>221</b>		<b>80-176</b>	<b>.455</b>	<b>33-87</b>	<b>.379</b>	<b>28-39</b>	<b>.718</b>	<b>20</b>	<b>104</b>	<b>124</b>	<b>41.3</b>	<b>39</b>	<b>47</b>	<b>36</b>	<b>12</b>	<b>17</b>	<b>221</b>	<b>73.7</b>
Opponents		159		56-188	.298	16-93	.172	31-44	.705	33	81	114	38.0	40	23	37	5	15	159	53.0

### Team Averages

Games Played	Points/game	FG Pct	3FG Pct	FT Pct	Rebounds/game	Assists/game	Turnovers/game	Assist/Turnover ratio	Steals/game	Blocks/game
3	73.7	45.5	37.9	71.8	41.3	15.7	12.0	1.3	5.7	4.0



**PROGRAM HISTORY**

First Year	1908
All-Time Record	1,471-1,215 (.548)
Conference Record	453-626 (.420)
Televised Games	231-216 (.517)
Overtime Games	68-51 (.571)
VT Ranked	86-42 (.672)
NCAA Tournaments	9 (most recent 2018-19)
NIT Appearances	13 (most recent 2015-16)
Most wins	2018-19 (26-9)
Highest AP Ranking	No. 8 (1995)

**CASSELL COLISEUM**

Capacity	9,275
Seasons in Use	59th season
Tech Record	604-196 (.755)
ACC Record	72-55 (.567)
vs. Nonconference	415-71 (.854)
vs. Ranked Teams	24-52 (.316)

**SCOUTING LEHIGH**

- The Mountain Hawks come to Blacksburg coming off two wins within the past week, defeating Cairn (0-1) 80-43 at home on Tuesday and Albany (1-1) 74-70 on the road last Saturday. In their season opener in Bethlehem, they fell to Monmouth (1-2) 66-62 on Nov. 5.
- Head coach Brett Reed enters his 13th season in Bethlehem, following his five year-stint as an assistant and one year as an associate head coach at Lehigh under then-coach Billy Taylor. During his stay with the Mountain Hawks, he has become the winningest coach in Lehigh history and has a winning percentage greater than .700 at Stabler Arena.
- The Mountain Hawks are paced by three players that average over 10 points a game, with Karnik James leading the balanced attack with a team-high 12.0 points per game. James, a 6-foot-9 big, averaged 11 points and six rebounds in conference play last year. Jordan Cohen, who earned All-Patriot League honors last year, returns and is off to a good start with 11.3 points and 4.3 rebounds per game.
- Last season, Lehigh led the country in 3-point field goal percentage, making 42.3 percent of its attempts from downtown. This year, after the graduation of two all-conference players in Lance Tejada and Kyle Leufroy, the Mountain Hawks have cooled off a bit from the perimeter, ranking No. 208 nationally with a 32.0 clip.

**OPPONENT GAME-BY-GAME**

Opponent	Date	Score	Total		3-Pointers		Free throws		Rebounds				Other Stats						
			fg-fga	pct	3fg-fga	pct	ft-fta	pct	off	def	tot	avg	pf	a	t/o	blk	stl	pts	avg
at Clemson	11/05/19	67-60 W	22-64	.344	7-29	.241	9-15	.600	8	28	36	36.0	16	9	8	2	4	60	60.0
COPPIN ST.	11/08/19	74-42 W	14-71	.197	6-39	.154	8-11	.727	15	30	45	40.5	14	6	16	1	8	42	51.0
USC UPSTATE	11/13/19	80-57 W	20-53	.377	3-25	.120	14-18	.778	10	23	33	38.0	10	8	13	2	3	57	53.0
Opponents		159	56-188	.298	16-93	.172	31-44	.705	33	81	114	38.0	40	23	37	5	15	159	53.0
Virginia Tech		221	80-176	.455	33-87	.379	28-39	.718	20	104	124	41.3	39	47	36	12	17	221	73.7

Games played: 3  
 Points/game: 53.0  
 FG Pct: 29.8  
 3FG Pct: 17.2  
 FT Pct: 70.5

Rebounds/game: 38.0  
 Assists/game: 7.7  
 Turnovers/game: 12.3  
 Assist/turnover ratio: 0.6  
 Steals/game: 5.0  
 Blocks/game: 1.7





## POINTS, REBOUNDS & ASSISTS GAME-BY-GAME

### Virginia Tech Points-Rebounds-Assists

Opponent	Date	Score		<b>0</b> CATTOOR,HU	<b>1</b> WILKINS,IS	<b>2</b> NOLLEY II,	<b>3</b> BEDE,WABIS	<b>4</b> ALLEYNE,NA	<b>11</b> PALMER,BRE
at Clemson	11/05/19	67-60	W	0-4-0	4-6-2	30-5-0	7-8-6	11-3-1	DNP
Coppin St.	11/08/19	74-42	W	5-8-3	7-7-0	11-7-1	3-9-10	18-2-0	0-1-0
USC Upstate	11/13/19	80-57	W	9-0-1	2-4-2	23-6-3	7-2-8	9-2-4	DNP
Opponent	Date	Score		<b>14</b> HORNE,P.J.	<b>15</b> CONE,JALEN	<b>21</b> OJIAKO,JOH	<b>23</b> RADFORD,TY	<b>24</b> JOHNSON,BR	
at Clemson	11/05/19	67-60	W	8-7-2	3-1-0	0-1-0	4-4-0	DNP	
Coppin St.	11/08/19	74-42	W	9-3-2	5-1-0	6-2-0	10-8-1	0-1-0	
USC Upstate	11/13/19	80-57	W	9-4-0	11-1-0	4-3-0	6-4-1	DNP	





## Mike YOUNG

- First season at Virginia Tech
- 18th as a head coach in Division I
- Produced three AP All-America selections at Wofford
- Took Wofford to five NCAA Tournament appearances

### The Young File

#### PERSONAL

BORN: May 1, 1963  
 HOMETOWN: Radford, Virginia  
 FAMILY: Wife (Margaret), Children (Cooper & Davis)  
 COACHING RECORD AT VIRGINIA TECH: 3-0 (1st year)  
 CAREER HEAD COACHING RECORD: 302-244 (.553)

#### EDUCATION

Emory & Henry (1986)  
 JOINED TECH STAFF: April 7, 2019  
 YEARS OF COLLEGIATE HEAD COACHING: 18  
 YEARS OF COLLEGIATE COACHING: 33

#### COACHING CAREER

Year	School
1986-88	Assistant Coach, Emory & Henry
1988-89	Assistant Coach, Radford
1989-02	Assistant Coach, Wofford
2002-19	Head Coach, Wofford
2019-present	Head Coach, Virginia Tech

#### ACCOMPLISHMENTS

##### Five NCAA Tournaments

2019, 2015, 2014, 2011, 2010

##### Five SoCon Tournament Championships

2019, 2015, 2014, 2011, 2010

##### Four SoCon Regular-Season Titles

2019, 2015, 2011, 2010

##### Two-time National Coach of the Year

2019 (Sporting News), 2010 (Hugh Durham)

##### Three AP All-America Selections

Fletcher Magee (2018-19) Karl Cochran (2014-15) Noah Dahlman (2009-10)

##### Four SoCon Player of the Years

Fletcher Magee (2017-18, 2018-19) Karl Cochran (2014-15) & Noah Dahlman (2009-10)

##### All-SoCon

24 selections (Coaches) 34 selections (media)

Mike Young begins his first season as the head men's basketball coach at Virginia Tech. The veteran head coach comes home to the New River Valley with a wealth of experience and the desire and focus to lead this Hokies program in its quest to be among the best in the ACC and the nation.

Since arriving in Blacksburg, Young has worked diligently to assemble a top-level coaching staff. Along with that staff, Young has devoted countless hours toward putting together a competitive roster for the 2019-20 season and making a noticeable impact on the always evolving national recruiting community.

The Radford, Virginia native joins the Hokies after a record-setting 17-year tenure as the head coach at Wofford. The Terriers posted a 30-5 overall record in 2018-19, including a perfect 18-0 mark in Southern Conference play, and registered a convincing 84-68 win over Seton Hall in the first round of the 2019 NCAA Tournament.

The 2019 Sporting News Coach of the Year, Young finished third in last season's Associated Press Coach of the Year voting behind Texas Tech's Chris Beard and Houston's Kelvin Sampson. In his 17 seasons at the helm as head coach of Wofford College, Young built the Terriers into one of the Southern Conference's preeminent programs and a perennial NCAA Tournament participant. He guided Wofford to five NCAA Tournament berths over the past 10 seasons and five Southern Conference championships. In addition to the on-court success of his teams, 100 percent of Young's student-athletes at Wofford who completed their eligibility graduated.

In addition to owning numerous coaching accolades, Young currently serves as a member of the NCAA's Men's Basketball Ethics Committee.

Young compiled a 299-244 (.551) overall record at Wofford and earned Southern Conference Coach of the Year honors four times (2010, 2014, 2015 and 2019). Under his guidance, the Terriers registered an impressive list of nonconference wins, including ones over the likes of Auburn, Cincinnati, Clemson, Georgia, Georgia Tech, NC State, Purdue, Seton Hall, South Carolina, Virginia Tech, Xavier and Wake Forest. Arguably the most compelling nonconference victory of his tenure at Wofford came on Dec. 20, 2017 when the Terriers faced then-No. 5 North Carolina at the Dean Smith Center in Chapel Hill, North Carolina and registered a 79-75 victory over head coach Roy Williams and the Tar Heels.

Prior to assuming the head coaching reins for the Terriers in 2002-03, Young was an assistant coach to current Wofford Director of Athletics Richard Johnson. Young came to Wofford after serving as a graduate assistant for one year under Oliver Purnell at Radford University.

A 1986 graduate of Emory & Henry College, he was a four-year letterman in basketball for coach Bob Johnson and the team captain his junior and senior seasons. He credits Johnson for having a major influence on his playing and coaching career.

Upon his graduation, Young became a full-time assistant coach for two years at Emory & Henry before moving on to Radford. Another of Young's mentors is Fletcher Arritt, longtime coach of Fork Union (Va.) Military Academy. Young played one season for him before attending Emory & Henry. In the summer of 2015, Young was inducted into the Emory & Henry College Sports Hall of Fame, as well as the Radford High School Hall of Fame.

Young and wife Margaret have a daughter, Cooper, a student at the University of the South, and a son, Davis, who is attending Blacksburg High School.





**HUNTER CATTOOR** (cuH-TOUR)

Freshman | 6-3 | 205  
G | Orlando, Fla.

High School  
Bishop Moore

Major: Business

0

**AT THE RIM**

- Has played in all three games, drawing one start.
- Hit a career-high three 3-pointers on his way to nine points against USC Upstate (11/13).
- Scored his first collegiate points against Coppin State (11/8) in the home opener, ending up with five points, while collecting a career-high eight rebounds, career-best three assists, one block and a steal.
- Started his first game at Tech, earning it at Clemson (11/5) in the season opener, playing 27 minutes and recording four rebounds.
- Originally committed to Wofford, but signed with the Hokies after Virginia Tech's hiring of Mike Young.
- Four-year letterwinner at Bishop Moore High School under head coach Jim Yarbrough.
- FHSAA 6A first-team All-State.
- District Player of the Year.
- All-City first-team.
- Averaged 18.9 points, 5.7 rebounds, 2.8 assists and 3.2 steals per game as a senior.
- Scored 1,420 career points in high school.
- A three-star on 247 Sports.
- Rated as the 42nd-best player in the state of Florida.
- Four-year team captain.
- Also played quarterback on Bishop Moore's football team for one season.
- Academic honor roll.

**CAREER HIGHS**

Statistic	Value
Points	9 vs USC Upstate 11/14/19
Rebounds	8 vs Coppin St. 11/09/19
Assists	3 vs Coppin St. 11/09/19
Steals	1 vs Coppin St. 11/09/19
Blocks	1 vs Coppin St. 11/09/19
FG Made	3 vs USC Upstate 11/14/19
FG Attempts	7 vs USC Upstate 11/14/19
3FG Made	3 vs USC Upstate 11/14/19
3FG Attempts	6 vs USC Upstate 11/14/19

**GAME-BY-GAME STATS**

Opponent	Date	GS	MIN	Total	3-Pointers	Free throws	Rebounds	PF	A	T/O	BLK	STL	PTS	AVG
				FG-FGA	PCT	3FG-3FGA	PCT	FT-FTA	PCT	OFF	DEF	TOT	AVG	
at Clemson	11/05/19	*	27:13	0-3	.000	0-2	.000	0-0	.000	0	4	4	4.0	1
Coppin St.	11/08/19		22:03	2-6	.333	1-5	.200	0-0	.000	1	7	8	6.0	1
USC Upstate	11/13/19		22:36	3-7	.429	3-6	.500	0-0	.000	0	0	0	4.0	0
<b>Totals</b>			<b>1 71:52</b>	<b>5-16</b>	<b>.313</b>	<b>4-13</b>	<b>.308</b>	<b>0-0</b>	<b>.000</b>	<b>1</b>	<b>11</b>	<b>12</b>	<b>4.0</b>	<b>2 4</b>

**CAREER HIGHS**

SEASON	TEAM	GP	GS	MIN	AVG	Field Goals	3-Point	F-Throws	Rebounds	PF	FO	AST	BLK	STL	PTS	AVG
						FG-FGA	FG%	3FG-FGA	3FG%	FT-FTA	FT%	OFF	DEF	TOT	AVG	
2019-20	Hokies	3-1		72/24.0		5-16	.313	4-13	.308	0-0	.000	1	11	12	4.0	2
<b>TOTAL</b>		<b>3-1</b>		<b>72/24.0</b>		<b>5-16</b>	<b>.313</b>	<b>4-13</b>	<b>.308</b>	<b>0-0</b>	<b>.000</b>	<b>1</b>	<b>11</b>	<b>12</b>	<b>4.0</b>	<b>2</b>



**ISAIAH WILKINS**

Sophomore | 6-4 | 225  
G | Winston-Salem, N.C.

High School  
Mount Tabor

Major: Communications

1

**AT THE RIM**

- Has played in all three games, starting two contests.
- Posted two points, four rebounds and two assists against USC Upstate (11/13).
- Tallied seven points, seven rebounds and a steal versus Coppin State (11/8) in the home opener.
- Recorded four points, six rebounds, two assists and a steal at Clemson (11/5) in the season opener.
- Played in 34 games, starting one of those (Central Connecticut State on Dec 1) in 2018-19.
- Registered two points, one rebound, two assists and a steal versus Duke in the Sweet 16.
- Scored in double figures for the second straight game for the first time of his career, posting 10 points and three rebounds vs. Miami (Fla ) in the second round of the ACC Tournament.
- Dropped the second-most points of his career versus VMI, pouring in 13 while chipping in two rebounds and a steal.
- Opened the season with a career-high 21 points on 7-of-10 shooting with five triples, as well as three rebounds, one assist and one steal against Gardner-Webb.

**CAREER HIGHS**

Statistic	Value
Points	10 vs Coppin St. 11/09/19
Rebounds	8 vs Coppin St. 11/09/19
Assists	1 vs Coppin St. 11/09/19, vs USC Upstate 11/14/19
Steals	2 vs USC Upstate 11/14/19
Blocks	2 vs Coppin St. 11/09/19
FG Made	5 vs Coppin St. 11/09/19
FG Attempts	7 vs Coppin St. 11/09/19
3FG Attempts	1 vs Coppin St. 11/09/19
FT Made	2 at Clemson 11/06/19
FT Attempts	2 at Clemson 11/06/19

**GAME-BY-GAME STATS**

Opponent	Date	GS	MIN	Total	3-Pointers	Free throws	Rebounds	PF	A	T/O	BLK	STL	PTS	AVG
				FG-FGA	PCT	3FG-3FGA	PCT	FT-FTA	PCT	OFF	DEF	TOT	AVG	
at Clemson	11/05/19	*	20:35	1-7	.143	1-5	.200	1-3	.333	4	2	6	6.0	5
Coppin St.	11/08/19		23:15	3-8	.375	1-3	.333	0-0	.000	1	6	7	6.5	2
USC Upstate	11/13/19		19:37	1-5	.200	0-4	.000	0-0	.000	0	4	4	5.7	1
<b>Totals</b>			<b>2 63:27</b>	<b>5-20</b>	<b>.250</b>	<b>2-12</b>	<b>.167</b>	<b>1-3</b>	<b>.333</b>	<b>5</b>	<b>12</b>	<b>17</b>	<b>5.7</b>	<b>8 4</b>

**CAREER STATS**

SEASON	TEAM	GP	GS	MIN	AVG	Field Goals	3-Point	F-Throws	Rebounds	PF	FO	AST	BLK	STL	PTS	AVG
						FG-FGA	FG%	3FG-FGA	3FG%	FT-FTA	FT%	OFF	DEF	TOT	AVG	
2019-20	Hokies	3-1		52/17.4		9-13	.692	0-1	.000	2-3	.667	4	12	16	5.3	4
<b>TOTAL</b>		<b>3-1</b>		<b>52/17.4</b>		<b>9-13</b>	<b>.692</b>	<b>0-1</b>	<b>.000</b>	<b>2-3</b>	<b>.667</b>	<b>4</b>	<b>12</b>	<b>16</b>	<b>5.3</b>	<b>4</b>





**LANDERS NOLLEY II** (NAH-lee)

Redshirt Freshman | 6-7 | 225  
G/F | Atlanta, Ga.

High School  
Langston Hughes

Major: Public Health

2

**2018-19 ACC Academic Honor Roll**

**AT THE RIM**

- Has played in all three games, starting each contest.
- Has scored in double figures in all games this season.
- Tied his career high of four 3-pointers against USC Upstate (11/13) on his way to his second 20-plus scoring outing, posting 23 points, six rebounds, three assists and a steal.
- Tallied 11 points, including a career-high five makes from the charity stripe, a career-best seven rebounds, one assist, one block and a steal vs. Coppin State (11/8) in the home opener.
- Turned in the best debut by a freshman in Tech history, breaking the school record of most points in a debut with a career-high 30 points, while posting five boards and two steals.
- His 30 points were the fourth-most scored by an ACC freshman in a debut and were the most since Duke's R.J. Barrett (33) last season.
- Attended Langston Hughes High School in Fairburn, Georgia.
- Had 26 points and six rebounds in the 2017 state 6A title game, leading Langston Hughes to the first of two state titles.
- His jersey has been retired.
- Two-time All-Metro Player of the Year.
- Atlanta Journal-Constitution Player of the Year as a senior.
- Led state of Georgia in scoring as a senior.
- Won a 4A state championship with Curie High School in Chicago, Illinois as a sophomore, therefore leading his high school team to three consecutive state titles in two different states.
- His father, Landers Nolley Sr., played for Dale Brown at LSU.

**CAREER HIGHS**

Statistic	Value
Points	30 at Clemson 11/06/19
Rebounds	7 vs Coppin St. 11/09/19
Assists	3 vs USC Upstate 11/14/19
Steals	2 at Clemson 11/06/19
Blocks	1 vs Coppin St. 11/09/19
FG Made	12 at Clemson 11/06/19
FG Attempts	23 at Clemson 11/06/19
3FG Made	4 at Clemson 11/06/19, vs USC Upstate 11/14/19
3FG Attempts	8 at Clemson 11/06/19
FT Made	5 vs Coppin St. 11/09/19
FT Attempts	7 vs Coppin St. 11/09/19

**GAME-BY-GAME STATS**

Opponent	Date	GS	MIN	Total		3-Pointers		Free throws		Rebounds		PF	A	T/O	BLK	STL	PTS	AVG		
				FG-FGA	PCT	3FG-3FGA	PCT	FT-FTA	PCT	OFF	DEF								TOT	AVG
at Clemson	11/05/19	*	36:57	12-23	.522	4-8	.500	2-4	.500	1	4	5	3	0	5	0	2	30	30.0	
Coppin St.	11/08/19	*	26:20	3-10	.300	0-5	.000	5-7	.714	0	7	7	6	1	3	1	1	11	20.5	
USC Upstate	11/13/19	*	33:35	8-14	.571	4-7	.571	3-4	.750	0	6	6	6	0	3	2	0	1	23	21.3
<b>Totals</b>			<b>3 96:52</b>	<b>23-47</b>	<b>.489</b>	<b>8-20</b>	<b>.400</b>	<b>10-15</b>	<b>.667</b>	<b>1</b>	<b>17</b>	<b>18</b>	<b>6.0</b>	<b>4</b>	<b>4</b>	<b>10</b>	<b>1</b>	<b>4</b>	<b>64</b>	<b>21.3</b>

**CAREER STATS**

SEASON	TEAM	GP-GS	MIN	AVG	FG-FGA	FG%	3FG-FGA	3FG%	FT-FTA	FT%	OFF	DEF	TOT	AVG	PF	FO	AST	T/O	BLK	STL	PTS	AVG
2019-20	Hokies	3-3	97:32.3	23-47	.489	8-20	.400	10-15	.667	1	17	18	6.0	4-0	4	10	1	4	64	21.3		
<b>TOTAL</b>		<b>3-3</b>	<b>97:32.3</b>	<b>23-47</b>	<b>.489</b>	<b>8-20</b>	<b>.400</b>	<b>10-15</b>	<b>.667</b>	<b>1</b>	<b>17</b>	<b>18</b>	<b>6.0</b>	<b>4-0</b>	<b>4</b>	<b>10</b>	<b>1</b>	<b>4</b>	<b>64</b>	<b>21.3</b>		



**WABISSA BEDE** (wa-BEE-sah BEE-dee)

Junior | 6-0 | 200  
G | North Andover, Mass.

High School  
Cushing Academy

Major: Communications

3

**2018-19 ACC Academic Honor Roll**

**AT THE RIM**

- Has played in all three games, starting each contest.
- Tallied seven points, two rebounds, eight assists, one block and a steal versus USC Upstate (11/13).
- Had a near double-double against Coppin State (11/8) in the home opener, collecting two career highs with nine rebounds and 10 assists, while hitting a 3-pointer.
- Filled up the stat sheet at Clemson (11/5) in the season opener, recording seven points, eight rebounds, six assists and a block.
- Played in 35 games, starting 28 of those in 2018-19.
- Recorded 10 points, two rebounds and an assist against Duke in the Sweet 16.
- Posted back-to-back ACC best in scoring, turning in nine points, three rebounds, two assists and tied a career-high four steals at No 23/22 NC State.
- Dropped a career-high 14 points on 5-of-6 shooting, including a perfect 4 for 4 from downtown, as well as seven rebounds and six assists against Maryland Eastern Shore.

**CAREER HIGHS**

Statistic	Value
Points	14 vs UMES 12/29/18
Rebounds	9 vs Coppin St. 11/09/19
Assists	10 vs Coppin St. 11/09/19
Steals	4 vs Gardner-Webb 11/10/18, at Clemson 02/09/19, at NC State 02/02/19
Blocks	2 vs The Citadel 11/12/17
FG Made	5 vs UMES 12/29/18
FG Attempts	8 at Florida St. 03/06/19, vs USC Upstate 11/14/19
3FG Made	4 vs UMES 12/29/18
3FG Attempts	5 vs Duke 02/27/19
FT Made	6 vs Houston Baptist 11/21/17
FT Attempts	6 vs Houston Baptist 11/21/17

**GAME-BY-GAME STATS**

Opponent	Date	GS	MIN	Total		3-Pointers		Free throws		Rebounds		PF	A	T/O	BLK	STL	PTS	AVG		
				FG-FGA	PCT	3FG-3FGA	PCT	FT-FTA	PCT	OFF	DEF								TOT	AVG
at Clemson	11/05/19	*	31:44	2-4	.500	0-1	.000	3-4	.750	0	8	8	8.0	3	6	3	1	0	7	7.0
Coppin St.	11/08/19	*	24:15	1-4	.250	1-3	.333	0-0	.000	0	9	9	8.5	2	10	2	0	2	3	5.0
USC Upstate	11/13/19	*	25:44	3-8	.375	1-2	.500	0-0	.000	0	2	2	6.3	2	8	2	1	1	7	5.7
<b>Totals</b>			<b>3 81:43</b>	<b>6-16</b>	<b>.375</b>	<b>2-6</b>	<b>.333</b>	<b>3-4</b>	<b>.750</b>	<b>0</b>	<b>19</b>	<b>19</b>	<b>6.3</b>	<b>7</b>	<b>24</b>	<b>7</b>	<b>2</b>	<b>3</b>	<b>17</b>	<b>5.7</b>

**CAREER STATS**

SEASON	TEAM	GP-GS	MIN	AVG	FG-FGA	FG%	3FG-FGA	3FG%	FT-FTA	FT%	OFF	DEF	TOT	AVG	PF	FO	AST	T/O	BLK	STL	PTS	AVG
2017-18	Hokies	28-0	233:8.3	25-51	.490	9-17	.529	11-18	.611	4	20	24	0.9	27-1	23	9	3	7	70	2.5		
2018-19	Hokies	35-26	886:25.3	51-127	.402	23-65	.354	7-13	.538	8	78	86	2.5	58-0	82	37	3	38	132	3.8		
2019-20	Hokies	3-3	82:27.2	6-16	.375	2-6	.333	3-4	.750	0	19	19	6.3	7-0	24	7	2	3	17	5.7		
<b>TOTAL</b>		<b>66-29</b>	<b>1201:18.2</b>	<b>82-194</b>	<b>.423</b>	<b>34-88</b>	<b>.386</b>	<b>21-35</b>	<b>.600</b>	<b>12</b>	<b>117</b>	<b>129</b>	<b>2.0</b>	<b>92-1</b>	<b>129</b>	<b>53</b>	<b>8</b>	<b>48</b>	<b>219</b>	<b>3.3</b>		





**NAHIEM ALLEYNE** (na-HEEM ah-LEAN)

Freshman | 6-3 | 195  
G | Buford, Ga.

High School  
Mountain View

Major: University Studies

4

**AT THE RIM**

- Has played in all three games, drawing two starts.
- Played more of a distributor role against USC Upstate (11/13), dishing out a career-high four assists while collecting nine points, two rebounds and a block.
- In his first career start, dropped a career-high 18 points thanks to four 3-pointers, while getting two rebounds against Coppin State (11/8) in the home opener.
- On his first two shots in college, buried two 3-pointers and would end up with 11 points, while collecting three rebounds, one assist and a steal at Clemson (11/5) in the season opener.
- Two-year letterwinner at Mountain View High School under head coach BJ Roy.
- GHSA All-State.
- All-Region.
- Averaged 17.2 points per game and made 63 three-pointers in the 2018-19 season.
- A three-star on 247 Sports.
- Ranked as the 21st-best player in the state of Georgia.

**CAREER HIGHS**

Statistic	Value
Points	18 vs Coppin St. 11/09/19
Rebounds	3 at Clemson 11/06/19
Assists	4 vs USC Upstate 11/14/19
Steals	1 at Clemson 11/06/19
Blocks	1 vs USC Upstate 11/14/19
FG Made	6 vs Coppin St. 11/09/19
FG Attempts	9 at Clemson 11/06/19
3FG Made	4 vs Coppin St. 11/09/19
3FG Attempts	6 at Clemson 11/06/19, vs Coppin St. 11/09/19
FT Made	5 at Clemson 11/06/19
FT Attempts	6 at Clemson 11/06/19

Opponent	Date	GS	MIN	Total		3-Pointers		Free throws		Rebounds			Scoring							
				FG-FGA	PCT	3FG-3FGA	PCT	FT-FTA	PCT	OFF	DEF	TOT	AVG	PF	A	T/O	BLK	STL	PTS	AVG
at Clemson	11/05/19		22:44	2-9	.222	2-6	.333	5-6	.833	0	3	3	3.0	1	1	1	0	1	11	11.0
Coppin St.	11/08/19	*	23:28	6-8	.750	4-6	.667	2-2	1.000	0	2	2	2.5	0	0	1	0	0	18	14.5
USC Upstate	11/13/19	*	25:13	3-6	.500	1-3	.333	2-3	.667	0	2	2	2.3	0	4	0	1	0	9	12.7
<b>Totals</b>			<b>2 71:25</b>	<b>11-23</b>	<b>.478</b>	<b>7-15</b>	<b>.467</b>	<b>9-11</b>	<b>.818</b>	<b>0</b>	<b>7</b>	<b>7</b>	<b>2.3</b>	<b>1</b>	<b>5</b>	<b>2</b>	<b>1</b>	<b>1</b>	<b>38</b>	<b>12.7</b>

**CAREER STATS**

SEASON	TEAM	Field Goals		3-Point		F-Throws		Rebounds			Scoring										
		GP-GS	MIN/AVG	FG-FGA	FG%	3FG-FGA	3FG%	FT-FTA	FT%	OFF	DEF	TOT	AVG	PF	FO	AST	TO	BLK	STL	PTS	AVG
2019-20	Hokies	3-2	71/23.8	11-23	.478	7-15	.467	9-11	.818	0	7	7	2.3	1-0	5	2	1	1	1	38	12.7
<b>TOTAL</b>		<b>3-2</b>	<b>71/23.8</b>	<b>11-23</b>	<b>.478</b>	<b>7-15</b>	<b>.467</b>	<b>9-11</b>	<b>.818</b>	<b>0</b>	<b>7</b>	<b>7</b>	<b>2.3</b>	<b>1-0</b>	<b>5</b>	<b>2</b>	<b>1</b>	<b>1</b>	<b>38</b>	<b>12.7</b>	



**JONATHAN KABONGO** (kuh-BONGO)

Sophomore | 6-4 | 195  
G | Toronto, Canada

High School  
Thornlea Secondary

Major: Creative Writing

10

**AT THE RIM**

- Has yet to see action.
- Played in 21 games in 2018-19.
- Hit a 3-pointer, pulled down two rebounds and swatted a shot against Miami (Fla) in the second round of the ACC Tournament.
- Tied a career high and scored an ACC-high six points at Pitt, while collecting ACC highs in three categories—two rebounds, one assist and a steal in his second-most minutes of the season with 13.
- Scored his first points in ACC action, coming off the bench in the final minute and making a layup versus Syracuse.
- Played in his first league game against Wake Forest .
- Scored his first points as a Hokie against Central Connecticut State, nailing a 3-pointer.
- Played in the season opener against Gardner-Webb, earning his first assist.

**CAREER HIGHS**

Statistic	Value
Points	6 at Pittsburgh 02/16/19, vs UMES 12/29/18
Rebounds	2 at Pittsburgh 02/16/19, vs Northeastern 11/16/18, vs Miami (FL) 03/13/19
Assists	1 4 times
Steals	1 at Notre Dame 02/23/19, at Pittsburgh 02/16/19, vs South Carolina St. 12/09/18
Blocks	1 vs Miami (FL) 03/13/19
FG Made	2 at Pittsburgh 02/16/19, vs UMES 12/29/18
FG Attempts	5 vs UMES 12/29/18
3FG Made	2 at Pittsburgh 02/16/19
3FG Attempts	4 vs Central Conn. St. 12/01/18, vs UMES 12/29/18
FT Made	1 vs Virginia 02/19/19, vs UMES 12/29/18
FT Attempts	2 vs UMES 12/29/18

**GAME-BY-GAME STATS**

**CAREER STATS**

SEASON	TEAM	Field Goals		3-Point		F-Throws		Rebounds			Scoring									
		GP-GS	MIN/AVG	FG-FGA	FG%	3FG-FGA	3FG%	FT-FTA	FT%	OFF	DEF	TOT	AVG	PF	FO	AST	TO	BLK	STL	PTS
2018-19	Hokies	21-0	102/4.8	11-28	.393	7-22	.318	2-4	.500	0	12	12	0.6	10-0	4	4	1	3	31	1.5
<b>TOTAL</b>		<b>21-0</b>	<b>102/4.8</b>	<b>11-28</b>	<b>.393</b>	<b>7-22</b>	<b>.318</b>	<b>2-4</b>	<b>.500</b>	<b>0</b>	<b>12</b>	<b>12</b>	<b>0.6</b>	<b>10-0</b>	<b>4</b>	<b>4</b>	<b>1</b>	<b>3</b>	<b>31</b>	<b>1.5</b>





### BRENDAN PALMER

Sophomore | 6-4 | 195  
G | Winston-Salem, N.C.

High School  
Forsyth Country Day

Major: Public Health

# 11

#### 2018-19 ACC Academic Honor Roll

#### AT THE RIM

- Has played in one game.
- Came in off the bench in the final two minutes against Coppin State (11/8) in the home opener, earning his first career rebound and a steal.
- Appeared in four games in the 2018-19 season.
- Played in his first ACC game against Miami (Fl.).
- Appeared versus Central Connecticut State.
- Came in against St. Francis (Pa.).
- College debut was versus Northeastern.
- Member of the National Honor Society.
- Lettered previous season at Calvary Day School, where he also ran track.

#### CAREER HIGHS

Statistic	Value
Rebounds	1 vs Coppin St. 11/09/19
Steals	1 vs Coppin St. 11/09/19
FG Attempts	2 vs Coppin St. 11/09/19
3FG Attempts	2 vs Coppin St. 11/09/19

#### GAME-BY-GAME STATS

Opponent	Date	GS	MIN	Total		3-Pointers		Free throws		Rebounds			PF	A	T/O	BLK	STL	PTS	AVG
				FG-FGA	PCT	3FG-FGA	PCT	FT-FTA	PCT	OFF	DEF	TOT							
Coppin St.	11/08/19		02:09	0-2	.000	0-2	.000	0-0	.000	0	1	1	1.0	0	0	0	1	0	0.0
<b>Totals</b>		<b>0</b>	<b>02:09</b>	<b>0-2</b>	<b>.000</b>	<b>0-2</b>	<b>.000</b>	<b>0-0</b>	<b>.000</b>	<b>0</b>	<b>1</b>	<b>1</b>	<b>1.0</b>	<b>0</b>	<b>0</b>	<b>0</b>	<b>1</b>	<b>0</b>	<b>0.0</b>

#### CAREER STATS

SEASON	TEAM	GP-GS	MIN	Field Goals		3-Point		F-Throws		Rebounds			Scoring							
				FG-FGA	FG%	3FG-FGA	3FG%	FT-FTA	FT%	OFF	DEF	TOT	AVG	PF	FO	AST	T/O	BLK	STL	PTS
2018-19	Hokies	4-0	3/0.7	0-0	.000	0-0	.000	0-0	.000	0	0	0	0.0	0-0	0	0	0	0	0	0.0
2019-20	Hokies	1-0	2/2.2	0-2	.000	0-2	.000	0-0	.000	0	1	1	1.0	0-0	0	0	0	1	0	0.0
<b>TOTAL</b>		<b>5-0</b>	<b>5/1.0</b>	<b>0-2</b>	<b>.000</b>	<b>0-2</b>	<b>.000</b>	<b>0-0</b>	<b>.000</b>	<b>0</b>	<b>1</b>	<b>1</b>	<b>0.2</b>	<b>0-0</b>	<b>0</b>	<b>0</b>	<b>0</b>	<b>1</b>	<b>0</b>	<b>0.0</b>



### JALEN CONE

Freshman | 5-10 | 170  
G | Walkertown, N.C.

High School  
Walkertown

Major: Undecided

# 15

#### AT THE RIM

- Has played in all three games.
  - Has hit one 3-pointer in every game this season.
  - Was hot from downtown against USC Upstate (11/13), making a career-high three 3-pointers on his way to his first game scoring in double figures with 11 points.
  - Tallied five points and a rebound against Coppin State (11/8) in the home opener.
  - Posted three points and one rebound in eight minutes of action at Clemson (11/5) in the season opener.
  - Walk-on at Four-year letterwinner at Walkertown High School under head coach Kevin Thompson.
  - Averaged 25.7 points and 6.6 assists per game in the 2018-19 season and 35.5 ppg in the 2017-18 season.
  - Won the Frank Spencer Award as the top player in Northwest North Carolina.
  - Top 100 prospect, ranked as the No. 8 point guard in the nation and a four-star prospect by 247Sports.com.
  - Reclassified from the 2020 class and graduated from high school this summer a year early.
  - Ranked 53rd in the ESPN 100 rankings for the Class of 2020.
  - Second-team All-State selection as a junior by USA Today and the North Carolina Basketball Coaches Association.
- Has a daughter named Ivy Faith Cone.

#### CAREER HIGHS

Statistic	Value
Points	11 vs USC Upstate 11/14/19
Rebounds	1 at Clemson 11/06/19, vs Coppin St. 11/09/19, vs USC Upstate 11/14/19
FG Made	4 vs USC Upstate 11/14/19
FG Attempts	7 vs Coppin St. 11/09/19
3FG Made	3 vs USC Upstate 11/14/19
3FG Attempts	4 vs Coppin St. 11/09/19

#### GAME-BY-GAME STATS

Opponent	Date	GS	MIN	Total		3-Pointers		Free throws		Rebounds			PF	A	T/O	BLK	STL	PTS	AVG
				FG-FGA	PCT	3FG-FGA	PCT	FT-FTA	PCT	OFF	DEF	TOT							
at Clemson	11/05/19		08:16	1-2	.500	1-1	1.000	0-0	.000	0	1	1	1.0	0	0	0	0	3	3.0
Coppin St.	11/08/19		15:45	2-7	.286	1-4	.250	0-0	.000	0	1	1	1.0	2	0	3	0	5	4.0
USC Upstate	11/13/19		14:16	4-5	.800	3-3	1.000	0-0	.000	0	1	1	1.0	3	0	1	0	11	6.3
<b>Totals</b>		<b>0</b>	<b>38:17</b>	<b>7-14</b>	<b>.500</b>	<b>5-8</b>	<b>.625</b>	<b>0-0</b>	<b>.000</b>	<b>0</b>	<b>3</b>	<b>3</b>	<b>1.0</b>	<b>5</b>	<b>0</b>	<b>4</b>	<b>0</b>	<b>19</b>	<b>6.3</b>

#### CAREER STATS

SEASON	TEAM	GP-GS	MIN	Field Goals		3-Point		F-Throws		Rebounds			Scoring							
				FG-FGA	FG%	3FG-FGA	3FG%	FT-FTA	FT%	OFF	DEF	TOT	AVG	PF	FO	AST	T/O	BLK	STL	PTS
2019-20	Hokies	3-0	38/12.8	7-14	.500	5-8	.625	0-0	.000	0	3	3	1.0	5-0	0	4	0	0	19	6.3
<b>TOTAL</b>		<b>3-0</b>	<b>38/12.8</b>	<b>7-14</b>	<b>.500</b>	<b>5-8</b>	<b>.625</b>	<b>0-0</b>	<b>.000</b>	<b>0</b>	<b>3</b>	<b>3</b>	<b>1.0</b>	<b>5-0</b>	<b>0</b>	<b>4</b>	<b>0</b>	<b>0</b>	<b>19</b>	<b>6.3</b>





**JOHN OJIAKO** (OH-gee-ah-co)

Freshman | 6-10 | 240  
F | Lagos, Nigeria

High School  
Admiral Farragut

Major: Undecided

21

**AT THE RIM**

- Has played in all three games.
- Tallied four points, a career-high three rebounds, including two offensive, two steals and two blocks against USC Upstate (11/13).
- Posted six points, two rebounds and a block against Coppin State (11/8) in the home opener.
- Grabbed his first career rebound at Clemson (11/5) in the season opener.
- Came in off the bench for four minutes and pulled down a rebound at Clemson (11/5).
- Played at Admiral Farragut High School.
- Originally from Nigeria, played his high school basketball first in Kentucky and last year in St. Petersburg, Florida.
- Rated as No. 25 center in the nation and No. 10 player in Florida by ESPN.
- Three-star prospect on 247 Sports and Rivals.com ... No. 21 player in Florida by 247 Sports.
- Hopes to become a medical doctor.

**CAREER HIGHS**

Statistic	Value
Points	6 vs Coppin St. 11/09/19
Rebounds	3 vs USC Upstate 11/14/19
Steals	2 vs USC Upstate 11/14/19
Blocks	2 vs USC Upstate 11/14/19
FG Made	2 vs Coppin St. 11/09/19, vs USC Upstate 11/14/19
FG Attempts	4 vs Coppin St. 11/09/19
FT Made	2 vs Coppin St. 11/09/19
FT Attempts	2 vs Coppin St. 11/09/19

**GAME-BY-GAME STATS**

Opponent	Date	GS	MIN	Total	3-Pointers	Free throws	Rebounds	PF   A   T   O   BLK   STL   PTS   AVG													
				FG-FGA	PCT	3FG-3FGA	PCT	FT-FTA	PCT	OFF	DEF	TOT	AVG	PF	A	T	O	BLK	STL	PTS	AVG
at Clemson	11/05/19	08:16	1-2	.500	1-1	1.000	0-0	.000	0	1	1	1.0	0	0	0	0	0	0	0	3	3.0
Coppin St.	11/08/19	15:45	2-7	.286	1-4	.250	0-0	.000	0	1	1	1.0	2	0	3	0	0	5	4	0	4.0
USC Upstate	11/13/19	14:16	4-5	.800	3-3	1.000	0-0	.000	0	1	1	1.0	3	0	1	0	0	11	6	3	6.3
<b>Totals</b>		<b>0 38:17</b>	<b>7-14</b>	<b>.500</b>	<b>5-8</b>	<b>.625</b>	<b>0-0</b>	<b>.000</b>	<b>0</b>	<b>3</b>	<b>3</b>	<b>1.0</b>	<b>5</b>	<b>0</b>	<b>4</b>	<b>0</b>	<b>0</b>	<b>19</b>	<b>6</b>	<b>3</b>	<b>6.3</b>

**CAREER STATS**

SEASON	TEAM	GP	GS	MIN	AVG	Field Goals	3-Point	F-Throws	Rebounds	PF   FO   AST   TO   BLK   STL   PTS   AVG													
						FG-FGA	FG%	3FG-FGA	3FG%	FT-FTA	FT%	OFF	DEF	TOT	AVG	PF	FO	AST	TO	BLK	STL	PTS	AVG
2019-20	Hokies	3-0	34	11.3	4-6	.667	0-0	.000	2-2	1.000	3	3	6	2.0	3-0	0	1	3	2	10	3.3		
<b>TOTAL</b>		<b>3-0</b>	<b>34</b>	<b>11.3</b>	<b>4-6</b>	<b>.667</b>	<b>0-0</b>	<b>.000</b>	<b>2-2</b>	<b>1.000</b>	<b>3</b>	<b>3</b>	<b>6</b>	<b>2.0</b>	<b>3-0</b>	<b>0</b>	<b>1</b>	<b>3</b>	<b>2</b>	<b>10</b>	<b>3.3</b>		



**TYRECE RADFORD** (TIE-reese)

Redshirt Freshman | 6-1 | 205  
Baton Rouge, La.

High School  
Cushing Academ

Major: University Studies

23

**AT THE RIM**

- Has played in all three games, drawing one start.
- In his first career start, tallied four points, three rebounds, two blocks and two steals versus USC Upstate (11/13).
- Scored in double figures against Coppin State (11/8) in the home opener, collecting 10 points, eight rebounds, one assist and two blocks.
- Recorded four points and four rebounds at Clemson (11/5) in the season opener.
- Redshirted last year after being a four-yeat starter in the state of Louisiana during prep days.
- All-Metro performer at McKinley as a senior.
- Averaged 22.0 points, 6.0 rebounds and 4.0 assists as a senior, leading Panthers to state semifinals.
- Second team All-State as a senior.
- First team all-district and All-Metro and second-team Class 5A all-state performer, averaging 17.8 points, 4.5 rebounds and 4.2 assists as a junior.

**CAREER HIGHS**

Statistic	Value
Points	10 vs Coppin St. 11/09/19
Rebounds	8 vs Coppin St. 11/09/19
Assists	1 vs Coppin St. 11/09/19, vs USC Upstate 11/14/19
Steals	2 vs USC Upstate 11/14/19
Blocks	2 vs Coppin St. 11/09/19
FG Made	5 vs Coppin St. 11/09/19
FG Attempts	7 vs Coppin St. 11/09/19
3FG Attempts	1 vs Coppin St. 11/09/19
FT Made	2 at Clemson 11/06/19
FT Attempts	2 at Clemson 11/06/19

**GAME-BY-GAME STATS**

Opponent	Date	GS	MIN	Total	3-Pointers	Free throws	Rebounds	PF   A   T   O   BLK   STL   PTS   AVG													
				FG-FGA	PCT	3FG-3FGA	PCT	FT-FTA	PCT	OFF	DEF	TOT	AVG	PF	A	T	O	BLK	STL	PTS	AVG
at Clemson	11/05/19	04:19	0-0	.000	0-0	.000	0-0	.000	0	1	1	1.0	0	0	0	0	0	0	0	0	0.0
Coppin St.	11/08/19	14:42	2-4	.500	0-0	.000	2-2	1.000	1	1	2	1.5	2	0	1	1	0	6	3	0	3.0
USC Upstate	11/13/19	15:00	2-2	1.000	0-0	.000	0-0	.000	2	1	3	2.0	1	0	2	2	2	4	3	3	3.3
<b>Totals</b>		<b>0 34:01</b>	<b>4-6</b>	<b>.667</b>	<b>0-0</b>	<b>.000</b>	<b>2-2</b>	<b>1.000</b>	<b>3</b>	<b>3</b>	<b>6</b>	<b>2.0</b>	<b>3</b>	<b>0</b>	<b>1</b>	<b>3</b>	<b>2</b>	<b>10</b>	<b>3</b>	<b>3</b>	<b>3.3</b>

**CAREER STATS**

SEASON	TEAM	GP	GS	MIN	AVG	Field Goals	3-Point	F-Throws	Rebounds	PF   FO   AST   TO   BLK   STL   PTS   AVG													
						FG-FGA	FG%	3FG-FGA	3FG%	FT-FTA	FT%	OFF	DEF	TOT	AVG	PF	FO	AST	TO	BLK	STL	PTS	AVG
2019-20	Hokies	3-1	52	17.4	9-13	.692	0-1	.000	2-3	.667	4	12	16	5.3	4-0	2	1	3	2	20	6.7		
<b>TOTAL</b>		<b>3-1</b>	<b>52</b>	<b>17.4</b>	<b>9-13</b>	<b>.692</b>	<b>0-1</b>	<b>.000</b>	<b>2-3</b>	<b>.667</b>	<b>4</b>	<b>12</b>	<b>16</b>	<b>5.3</b>	<b>4-0</b>	<b>2</b>	<b>1</b>	<b>3</b>	<b>2</b>	<b>20</b>	<b>6.7</b>		





### BRANDEN JOHNSON

Graduate Student | 6-8 | 230  
F | Garfield Heights, Ohio

High School  
Harfield Heights, Ohio

Major: Curriculum and Instruction

# 24

#### AT THE RIM

- Has played in one game.
- Came in off the bench and played five minutes against Coppin State (11/8) in the home opener, grabbing a rebound.
- A grad transfer from Alabama State that played in 66 games with 46 starts.
- Averaged four points and four rebounds per game in 2018-19.
- Scored in double-figures in three games last season, including a double-double (11 points, 13 rebounds) against Birmingham-Southern.
- 2018-19 Preseason All-SWAC second team pick.

#### CAREER HIGHS


Statistic	Value
Points	16 at Prairie View 02/24/18
Rebounds	17 at Prairie View 02/24/18
Assists	1 11 times
Steals	2 at Iowa 11/12/17, at South Dakota St. 11/14/17, at Jacksonville St. 11/30/17
Blocks	6 vs Jackson St. 03/01/18
FG Made	7 at Prairie View 02/24/18
FG Attempts	9 at Texas Southern 02/26/18
3FG Attempts	1 at Ark.-Pine Bluff 02/05/18, vs Fort Valley St. 12/29/16
FT Made	6 at Alabama A&M 02/10/18
FT Attempts	12 vs Birmingham-So. 11/15/18

#### GAME-BY-GAME STATS

Opponent	Date	GS	MIN	Total		3-Pointers		Free throws		Rebounds		PF	A	T/O	BLK	STL	PTS	AVG	
				FG-FGA	PCT	3FG-3FGA	PCT	FT-FTA	PCT	OFF	DEF								TOT
Coppin St.	11/08/19		04:51	0-0	.000	0-0	.000	0-0	.000	0	1	1	1.0	0	0	0	0	0	0.0
<b>Totals</b>		<b>0</b>	<b>04:51</b>	<b>0-0</b>	<b>.000</b>	<b>0-0</b>	<b>.000</b>	<b>0-0</b>	<b>.000</b>	<b>0</b>	<b>1</b>	<b>1</b>	<b>1.0</b>	<b>0</b>	<b>0</b>	<b>0</b>	<b>0</b>	<b>0</b>	<b>0.0</b>

#### CAREER STATS

SEASON	TEAM	GP-GS	MIN	Field Goals			3-Point		F-Throws		Rebounds		Scoring							
				FG-FGA	FG%	3FG-FGA	3FG%	FT-FTA	FT%	OFF	DEF	TOT	AVG	PF	FO	AST	TO	BLK	STL	PTS
2016-17	ALST	4-0	8/2.0	0-3	.000	0-1	.000	0-0	.000	1	0	1	0.3	1-0	0	1	0	0	0	0.0
2017-18	ALST	31-31	752/24.3	99-154	.643	0-1	.000	40-108	.370	79	133	212	6.8	74-1	8	37	48	18	238	7.7
2018-19	ALST	31-15	525/16.9	53-85	.624	0-0	.000	27-70	.386	46	68	114	3.7	46-0	3	20	19	7	133	4.3
2019-20	Hokies	1-0	5/4.9	0-0	.000	0-0	.000	0-0	.000	0	1	1	1.0	0-0	0	0	0	0	0	0.0
<b>TOTAL FOR Hokies</b>	<b>1-0</b>	<b>5/4.9</b>	<b>0-0</b>	<b>.000</b>	<b>0-0</b>	<b>.000</b>	<b>0-0</b>	<b>.000</b>	<b>0</b>	<b>1</b>	<b>1</b>	<b>1.0</b>	<b>0-0</b>	<b>0</b>	<b>0</b>	<b>0</b>	<b>0</b>	<b>0</b>	<b>0.0</b>	
<b>TOTAL</b>	<b>67-46</b>	<b>1290/19.3</b>	<b>152-242</b>	<b>.628</b>	<b>0-2</b>	<b>.000</b>	<b>67-178</b>	<b>.376</b>	<b>126</b>	<b>202</b>	<b>328</b>	<b>4.9</b>	<b>121-1</b>	<b>11</b>	<b>58</b>	<b>67</b>	<b>25</b>	<b>371</b>	<b>5.5</b>	



### RYAN PAYNE

Senior | 6-8 | 220  
F | Mechansville, Va.

High School  
Hanover

Major: Finance

# 25

#### AT THE RIM

- Three-year letterwinner at Hanover High School under head coach Darren Thornton.
- VHSL 4A first-team all-state.
- Conference 20 Player of the Year ... Three-time all-academic team.

#### CAREER HIGHS

#### GAME-BY-GAME STATS







**GRANT YATES**

Sophomore | 6-8 | 210  
F | Gainesville, Va.

High School  
Battlefield

Major: Business

13

**AT THE RIM**

- Due to NCAA transfer rules, will have to sit out this season.
- Walk-on at after transferring from Christopher Newport University.
- At Christopher Newport, he appeared in 19 games as a freshman in the 2018-19 season.
- Scored 17 points and grabbed 11 rebounds on the season.

**CAREER HIGHS**

**GAME-BY-GAME STATS**



**KEVE ALUMA** ((Kev-aye))

Junior | 6-9 | 240  
F | Berline, Md.

High School/Last School  
Stephen Dcatur / Wofford

Major: Human Development

22

**AT THE RIM**

- Due to NCAA transfer rules, will have to sit out this season.
- Played in 68 games, including starting 34 contests his sophomore season at Wofford.
- Averaged seven points and seven rebounds per game in 2018-19.
- Racked up the second-most rebounds on the team with 239.
- Scored in double figures eight times and recorded two double-doubles
- Had a knack on the offensive glass, ranking fifth in the SoCon with 2.8 offensive rebounds per game in league action.
- In his free time, he enjoys playing soccer.

**CAREER HIGHS**

Statistic	Value
Points	14 vs Mars Hill 11/23/18, vs The Citadel 01/04/19
Rebounds	12 vs Samford 01/25/19
Assists	4 at Oklahoma 11/18/18
Steals	3 vs Samford 01/25/19
Blocks	3 at Furman 02/23/19, at ETSU 02/08/19, vs VMI 03/09/19
FG Made	6 vs Chattanooga 01/27/19, vs Samford 01/25/19
FG Attempts	9 vs Samford 01/25/19
3FG Attempts	1 at High Point 11/10/18
FT Made	6 vs Mars Hill 11/23/18, at Mercer 02/01/19, vs Seton Hall 03/22/19
FT Attempts	9 at Mercer 02/01/19

**CAREER STATS**

ALUMA, Keve

SEASON	TEAM	GP-GS	MIN/AVG	Field Goals		3-Point		F-Throws		Rebounds			Scoring							
				FG-FGA	FG%	3FG-FGA	3FG%	FT-FTA	FT%	OFF	DEF	TOT	AVG	PF-FO	AST	TO	BLK	STL	PTS	AVG
2017-18	WOF	33-2	439/13.3	30-53	.566	0-0	.000	24-42	.571	45	68	113	3.4	63-2	18	20	13	6	84	2.5
2018-19	WOF	35-34	930/26.6	94-141	.667	0-1	.000	54-94	.574	92	147	239	6.8	81-3	34	36	31	23	242	6.9
<b>TOTAL FOR Hokies</b>		<b>0-0</b>	<b>0/0.0</b>	<b>0-0</b>	<b>.000</b>	<b>0-0</b>	<b>.000</b>	<b>0-0</b>	<b>.000</b>	<b>0</b>	<b>0</b>	<b>0</b>	<b>0.0</b>	<b>0-0</b>	<b>0</b>	<b>0</b>	<b>0</b>	<b>0</b>	<b>0</b>	<b>0.0</b>



## NCAA STATS

Statistic	National Rank	Conference Rank	Value	National Leader	Value	Conference Leader	Value
3-pt Field Goal Attempts (350 ranked)	41	1	87	North Florida	129	Virginia Tech	87
Assist Turnover Ratio (350 ranked)	68	4	1.31	Central Mich.	3.70	Notre Dame	1.81
Assists Per Game (350 ranked)	89	4	15.7	Texas Tech Utah	26.0	Notre Dame	18.7
Blocked Shots Per Game (347 ranked)	114	8	4.0	Washington	11.0	Georgia Tech	9.5
Defensive Rebounds per Game (349 ranked)	13	4	34.67	Utah	46.00	Georgia Tech North Carolina	37.50
Fewest Fouls (350 ranked)	83	5	39	Colorado Sacramento St.	14	Virginia	17
Fewest Turnovers (350 ranked)	147	10	36	Central Mich. Dayton	10	Syracuse Florida St.	23
Field-Goal Percentage (350 ranked)	141	5	45.5	Gonzaga	59.1	Louisville	54.1
Field-Goal Percentage Defense (350 ranked)	8	4	29.8	Sacramento St.	19.0	Virginia	23.1
Free Throw Attempts (350 ranked)	275	11	39	Western Mich.	123	Wake Forest	86
Free Throws Made (350 ranked)	251	11	28	Western Mich.	94	Wake Forest	60
Free-Throw Percentage (350 ranked)	130	5	71.8	Wofford	88.5	Florida St.	81.6
Offensive Rebounds Per Game (350 ranked)	322	14	6.67	Hampton	21.00	North Carolina	15.00
Personal Fouls Per Game (350 ranked)	21	4	13.0	Virginia	8.5	Virginia	8.5
Rebound Margin (350 ranked)	149	7	3.3	Sacramento St.	32.0	Virginia	16.5
Scoring Defense (350 ranked)	12	3	53.0	Sacramento St.	27.0	Virginia	34.0
Scoring Margin (350 ranked)	48	4	20.7	Grambling	53.0	Duke	29.0
Scoring Offense (350 ranked)	177	8	73.7	Central Mich.	118.0	Duke	87.3
Steals Per Game (348 ranked)	248	12	5.7	Central Mich.	17.0	Duke	12.3
Three Pt FG Defense (350 ranked)	6	1	17.2	Idaho St.	6.3	Virginia Tech	17.2
Three-Point Field Goals Per Game (350 ranked)	18	1	11.0	TCU	14.0	Virginia Tech	11.0
Three-Point Field-Goal Percentage (350 ranked)	86	3	37.9	South Dakota	50.0	Louisville	43.1
Total 3-point FGM (350 ranked)	17	1	33	North Florida	49	Virginia Tech	33
Total Assists (350 ranked)	84	3	47	Texas Tech	78	Notre Dame	56
Total Blocks (346 ranked)	91	5	12	Utah Valley	28	Georgia Tech	19
Total Rebounds (350 ranked)	80	2	124	South Dakota St.	182	Wake Forest	127
Total Rebounds Per Game (350 ranked)	91	5	41.33	Hampton	62.50	North Carolina	52.50
Total Steals (348 ranked)	209	8	17	Lamar University	48	Duke	37
Turnover Margin (338 ranked)	198	10	0.3	Central Mich.	18.5	Duke	10.0
Turnovers Forced (350 ranked)	281	12	12.33	SFA	26.33	Boston College Duke	22.33
Turnovers Per Game (350 ranked)	87	7	12.0	Central Mich.	5.0	Miami (FL)	8.0
Won-Lost Percentage (306 ranked)	1	1	100.0	94 teams tied	100.0	7 teams tied	100.0

Statistic	Player	National Rank	Conference Rank	Value	National Leader	Value	Conference Leader	Value
3-pt Field Goal Attempts (218 ranked)	Landers Nolley II	120	2	20	Jhivvan Jackson, UTSA	42	Cole Anthony, North Carolina	22
Assist Turnover Ratio (250 ranked)	Wabissa Bede	73	3	3.43	Jakigh Dottin, Towson Luwane Pipkins, Providence	15.00	Leaky Black, North Carolina	7.00
Assists Per Game (237 ranked)	Wabissa Bede	6	1	8.0	Tyrese Haliburton, Iowa St.	10.7	Wabissa Bede, Virginia Tech	8.0
Blocked Shots Per Game (194 ranked)					James Banks III, Georgia Tech	5.50	James Banks III, Georgia Tech	5.50
Defensive Rebounds per Game (237 ranked)	Wabissa Bede Landers Nolley II	139 206	14 19	6.33 5.67	Tyrn Flowers, LIU	11.00	Cole Anthony, North Carolina	10.50
Double Doubles (45 ranked)					9 players tied		3 Steven Enoch, Louisville John Mooney, Notre Dame Cole Anthony, North Carolina	2 2 2
Field-Goal Percentage (249 ranked)					Tyere Marshall, Rider	86.7	Jay Huff, Virginia	83.3
Free Throw Attempts (202 ranked)	Landers Nolley II	161	5	15	Shamarkus Kennedy, McNeese Shawn Stith, CSU Bakersfield	30	Chaundee Brown, Wake Forest	22
Free Throws Made (220 ranked)	Landers Nolley II	220	7	10	Grant Riller, Col. of Charleston	26	Chaundee Brown, Wake Forest	19
Free-Throw Percentage (245 ranked)	Nahiem Alleyne	245	10	81.8	63 players tied	100.0	Dane Goodwin, Notre Dame	100.0
Minutes Per Game (250 ranked)					Alex Caldwell, Southeast Mo. St.	42:58	Elijah Hughes, Syracuse	37:48
Offensive Rebounds Per Game (242 ranked)					Cyril Langevine, Rhode Island	8.50	Justin Pierce, North Carolina	4.00
Points Per Game (238 ranked)	Landers Nolley II	46	4	21.3	Jordan Roland, Northeastern	31.7	Cole Anthony, North Carolina	27.0
Rebounds Per Game (234 ranked)					Arnaldo Toro, George Washington	16.3	Steven Enoch, Louisville	12.0
Steals Per Game (160 ranked)					Jacob Gilyard, Richmond	6.00	Khalid Moore, Georgia Tech	4.50
Three-Point Field Goals Per Game (236 ranked)	Landers Nolley II Nahiem Alleyne	145 236	7 11	2.67 2.33	Desmond Bane, TCU Jared Butler, Baylor	6.00 6.00	Cole Anthony, North Carolina	5.00
Three-Point Field-Goal Percentage (235 ranked)	Landers Nolley II	174	9	40.0	Ethan Lasko, Manhattan	100.0	Michael Devoe, Georgia Tech	75.0
Total 3-point FGM (250 ranked)	Landers Nolley II Nahiem Alleyne	101 171	5 8	8 7	Nate Darling, Delaware Aaron Nesmith, Vanderbilt	17 17	Ryan McMahon, Louisville	11
Total Assists (246 ranked)	Wabissa Bede	7	1	24	Tyrese Haliburton, Iowa St.	32	Wabissa Bede, Virginia Tech	24
Total Blocks (242 ranked)	John Ojiako Tyrece Radford	242 242	13 13	3 3	Hayden Koval, Central Ark. Osasumwen Osaghae, FIU	15 15	Manny Bates, NC State	14
Total Field Goal Attempts (240 ranked)	Landers Nolley II	51	2	47	Jhivvan Jackson, UTSA	89	Cole Anthony, North Carolina	48
Total Field Goals Made (241 ranked)	Landers Nolley II	35	2	23	Terrell Brown, Seattle U Michael Green, Mississippi Val.	38 38	C.J. Bryce, NC State	25
Total Minutes (250 ranked)					JD Williams, La.-Monroe	151:45	C.J. Bryce, NC State	108:49
Total Points (245 ranked)	Landers Nolley II	33	2	64	Jhivvan Jackson, UTSA	103	Jordan Nwora, Louisville	65
Total Rebounds (224 ranked)					James Butler, Drexel	51	Steven Enoch, Louisville	36
Total Steals (216 ranked)					Jason Wade, Old Dominion	16	Khalid Moore, Georgia Tech	9
Triple Doubles (1 ranked)					Mason Faulkner, Western Caro. Both Gach, Utah Rylan Jones, Utah	1 1 1		



LAST FOUR BOX SCORES

Virginia Tech 73 • 26-9

Box score for Virginia Tech vs Duke, 73-26. Includes player stats for Kerry Blackshear Jr., Ty Outlaw, Wabissa Bede, etc., and team totals.

Duke 75 • 32-5

Box score for Duke vs Virginia Tech, 75-73. Includes player stats for Zion Williamson, RJ Barrett, Javin DeLaurier, etc., and team totals.

Officials: Bert Smith, Jamie Luckie, Kipp Klisinger. Technical fouls: Virginia Tech-None. Duke-None. Attendance: 20006. 2018-19 Men's Basketball. Round: 0. Duke vs Virginia Tech. Played at .

Score by periods table showing 1st, 2nd, and Total scores for Virginia Tech and Duke.

Last FG - VT 2nd-01:09, Duke 2nd-03:01. Largest lead - VT by 6 1st-15:02, Duke by 8 2nd-08:45. VT led for 21:44, Duke led for 14:37. Game was tied for 03:39.

Time: 7:00 pm. Attendance: 7500. Site: Littlejohn Coliseum. Referees: Lee Cassell, Bert Smith, Bill Covington.

Scoreboard for Virginia Tech vs Clemson, 73-60.

Virginia Tech 67

Box score for Virginia Tech vs Clemson, 67-60. Includes player stats for Nolley II, Landers, Bede, Wabissa, etc., and team totals.

Team Summary for Virginia Tech vs Clemson, showing FG, 3PT, FT percentages and totals.

Technical Fouls: (1) Home, P.J. Second Chance Points: 10. Scores Tied: 9 times(s). Points in the Paint: 16. Fast Break Points: 11. Lead Changed: 15 times(s). Points off Turnovers: 3. Bench Points: 18. Largest Lead: 0 0.

Clemson 60

Box score for Clemson vs Virginia Tech, 60-67. Includes player stats for Newman III, John, Simms, Amir, Dawes, Al-Amir, etc., and team totals.

Team Summary for Clemson vs Virginia Tech, showing FG, 3PT, FT percentages and totals.

Technical Fouls: none. Second Chance Points: 7. Scores Tied: 9 times(s). Points in the Paint: 22. Fast Break Points: 2. Lead Changed: 15 times(s). Points off Turnovers: 12. Bench Points: 5. Largest Lead: 0 0.

Scoreboard for Coppin St. vs Virginia Tech, 42-74.

Coppin St. 42

Box score for Coppin St. vs Virginia Tech, 42-74. Includes player stats for Robinson, Andrew, McKnight, Kamar, Clayton, Dejuan, etc., and team totals.

Team Summary for Coppin St. vs Virginia Tech, showing FG, 3PT, FT percentages and totals.

Technical Fouls: none. Second Chance Points: 18. Scores Tied: 0 times(s). Points in the Paint: 14. Fast Break Points: 2. Lead Changed: 0 times(s). Points off Turnovers: 4. Bench Points: 13. Largest Lead: 0 0.

Virginia Tech 74

Box score for Virginia Tech vs Coppin St., 74-42. Includes player stats for Alleyne, Nahiem, Nolley II, Landers, etc., and team totals.

Team Summary for Virginia Tech vs Coppin St., showing FG, 3PT, FT percentages and totals.

Technical Fouls: none. Second Chance Points: 7. Scores Tied: 0 times(s). Points in the Paint: 22. Fast Break Points: 9. Lead Changed: 0 times(s). Points off Turnovers: 18. Bench Points: 26. Largest Lead: 0 0.

Time: 7:00 pm. Attendance: 8536. Site: Cassell Coliseum, Blacksburg, VA. Referees: Brent Hampton, Jeb Hartness, Mike Eades.

Scoreboard for USC Upstate vs Virginia Tech, 57-80.

USC Upstate 57

Box score for USC Upstate vs Virginia Tech, 57-80. Includes player stats for Zink, Nevin, Aldrich, Josh, Mozone, Bryson, etc., and team totals.

Team Summary for USC Upstate vs Virginia Tech, showing FG, 3PT, FT percentages and totals.

Technical Fouls: none. Second Chance Points: 10. Scores Tied: 2 times(s). Points in the Paint: 26. Fast Break Points: 2. Lead Changed: 6 times(s). Points off Turnovers: 5. Bench Points: 28. Largest Lead: 0 0.

Virginia Tech 80

Box score for Virginia Tech vs USC Upstate, 80-57. Includes player stats for Nolley II, Landers, Alleyne, Nahiem, etc., and team totals.

Team Summary for Virginia Tech vs USC Upstate, showing FG, 3PT, FT percentages and totals.

Technical Fouls: none. Second Chance Points: 4. Scores Tied: 2 times(s). Points in the Paint: 26. Fast Break Points: 5. Lead Changed: 6 times(s). Points off Turnovers: 18. Bench Points: 26. Largest Lead: 0 0.

## COMBINED SEASON STATS

### Game Records

Record	Overall	Home	Away	Neutral
ALL GAMES	3-0	2-0	1-0	0-0
CONFERENCE	1-0	0-0	1-0	0-0
NON-CONFERENCE	2-0	2-0	0-0	0-0

### Score by Periods

Team	1st	2nd	OT	TOT
Virginia Tech	107	114	0	221
Opponents	73	86	0	159

### Team Box Score

No.	Player	Total			3-Point		F-Throw		Rebounds				Other									
		GP-GS	MIN	AVG	FG-FGA	FG%	3FG-FGA	3FG%	FT-FTA	FT%	OFF	DEF	TOT	AVG	PF	DQ	A	TO	BLK	STL	PTS	AVG
2	NOLLEY II, Landers	3-3	96:52	32.3	23-47	.489	8-20	.400	10-15	.667	1	17	18	6.0	4	0	4	10	1	4	64	21.3
4	ALLEYNE, Nahiem	3-2	71:25	23.8	11-23	.478	7-15	.467	9-11	.818	0	7	7	2.3	1	0	5	2	1	1	38	12.7
14	HORNE, P.J.	3-3	83:17	27.8	10-19	.526	5-10	.500	1-1	1.000	1	13	14	4.7	5	0	4	3	1	1	26	8.7
23	RADFORD, Tyrece	3-1	52:06	17.4	9-13	.692	0-1	.000	2-3	.667	4	12	16	5.3	4	0	2	1	3	2	20	6.7
15	CONE, Jalen	3-0	38:17	12.8	7-14	.500	5-8	.625	0-0	.000	0	3	3	1.0	5	0	0	4	0	0	19	6.3
3	BEDE, Wabissa	3-3	81:43	27.2	6-16	.375	2-6	.333	3-4	.750	0	19	19	6.3	7	0	24	7	2	3	17	5.7
0	CATTOOR, Hunter	3-1	71:52	24.0	5-16	.313	4-13	.308	0-0	.000	1	11	12	4.0	2	0	4	3	1	1	14	4.7
1	WILKINS, Isaiah	3-2	63:27	21.2	5-20	.250	2-12	.167	1-3	.333	5	12	17	5.7	8	1	4	5	0	2	13	4.3
21	OJIAKO, John	3-0	34:01	11.3	4-6	.667	0-0	.000	2-2	1.000	3	3	6	2.0	3	0	0	1	3	2	10	3.3
24	JOHNSON, Branden	1-0	04:51	4.9	0-0	.000	0-0	.000	0-0	.000	0	1	1	1.0	0	0	0	0	0	0	0	0.0
11	PALMER, Brendan	1-0	02:09	2.2	0-2	.000	0-2	.000	0-0	.000	0	1	1	1.0	0	0	0	0	0	1	0	0.0
Team											5	5	10				0					
<b>Total</b>		<b>3</b>			<b>80-176</b>	<b>.455</b>	<b>33-87</b>	<b>.379</b>	<b>28-39</b>	<b>.718</b>	<b>20</b>	<b>104</b>	<b>124</b>	<b>41.3</b>	<b>39</b>	<b>1</b>	<b>47</b>	<b>36</b>	<b>12</b>	<b>17</b>	<b>221</b>	<b>73.7</b>
<b>Opponents</b>		<b>3</b>			<b>56-188</b>	<b>.298</b>	<b>16-93</b>	<b>.172</b>	<b>31-44</b>	<b>.705</b>	<b>33</b>	<b>81</b>	<b>114</b>	<b>38.0</b>	<b>40</b>	<b>-</b>	<b>23</b>	<b>37</b>	<b>5</b>	<b>15</b>	<b>159</b>	<b>53.0</b>

### Team Statistics

	Hokies	OPP
<b>Scoring</b>	<b>221</b>	<b>159</b>
Points per game	73.7	53.0
Scoring margin	+20.7	-
<b>Field goals-att</b>	<b>80-176</b>	<b>56-188</b>
Field goal pct	.455	.298
<b>3 point fg-att</b>	<b>33-87</b>	<b>16-93</b>
3-point FG pct	.379	.172
3-pt FG made per game	11.0	5.3
<b>Free throws-att</b>	<b>28-39</b>	<b>31-44</b>
Free throw pct	.718	.705
F-Throws made per game	9.3	10.3
<b>Rebounds</b>	<b>124</b>	<b>114</b>
Rebounds per game	41.3	38.0
Rebounding margin	+3.3	-
<b>Assists</b>	<b>47</b>	<b>23</b>
Assists per game	15.7	7.7
<b>Turnovers</b>	<b>36</b>	<b>37</b>
Turnovers per game	12.0	12.3
Turnover margin	+0.3	-
Assist/turnover ratio	1.3	0.6
<b>Steals</b>	<b>17</b>	<b>15</b>
Steals per game	5.7	5.0
<b>Blocks</b>	<b>12</b>	<b>5</b>
Blocks per game	4.0	1.7
<b>Winning streak</b>	<b>3</b>	<b>-</b>
Home win streak	2	-
<b>Attendance</b>	<b>17811</b>	<b>7500</b>
Home games-Avg/Game	2-8906	1-7500
Neutral site-Avg/Game	-	0-0

### Team Results

Date	Opponent		Score	Att.
11/05/19	at Clemson	W	67-60	7500
11/08/19	Coppin St.	W	74-42	9275
11/13/19	USC Upstate	W	80-57	8536



### CONFERENCE SEASON STATS

Player	Overall Statistics										Conference Statistics									
	GP-GS	MIN/G	FG%	3FG%	FT%	R/G	A/G	STL	BLK	PTS/G	GP-GS	MIN/G	FG%	3FG%	FT%	R/G	A/G	STL	BLK	PTS/G
NOLLEY II, Landers	3-3	32.3	.489	.400	.667	6.0	1.3	4	1	21.3	1-1	37.0	.522	.500	.500	5.0	0.0	2	0	30.0
ALLEYNE, Nahiem	3-2	23.8	.478	.467	.818	2.3	1.7	1	1	12.7	1-0	22.7	.222	.333	.833	3.0	1.0	1	0	11.0
HORNE, P.J.	3-3	27.8	.526	.500	1.000	4.7	1.3	1	1	8.7	1-1	35.7	.429	.250	1.000	7.0	2.0	0	0	8.0
RADFORD, Tyrece	3-1	17.4	.692	.000	.667	5.3	0.7	2	3	6.7	1-0	12.5	.500	.000	1.000	4.0	0.0	0	0	4.0
CONE, Jalen	3-0	12.8	.500	.625	.000	1.0	0.0	0	0	6.3	1-0	8.3	.500	1.000	.000	1.0	0.0	0	0	3.0
BEDE, Wabissa	3-3	27.2	.375	.333	.750	6.3	8.0	3	2	5.7	1-1	31.7	.500	.000	.750	8.0	6.0	0	1	7.0
CATTOOR, Hunter	3-1	24.0	.313	.308	.000	4.0	1.3	1	1	4.7	1-1	27.2	.000	.000	.000	4.0	0.0	0	0	0.0
WILKINS, Isaiah	3-2	21.2	.250	.167	.333	5.7	1.3	2	0	4.3	1-1	20.6	.143	.200	.333	6.0	2.0	1	0	4.0
OJIAKO, John	3-0	11.3	.667	.000	1.000	2.0	0.0	2	3	3.3	1-0	4.3	.000	.000	.000	1.0	0.0	0	0	0.0
JOHNSON, Branden	1-0	4.9	.000	.000	.000	1.0	0.0	0	0	0.0	0-0	0.0	.000	.000	.000	0.0	0.0	0	0	0.0
PALMER, Brendan	1-0	2.2	.000	.000	.000	1.0	0.0	1	0	0.0	1-0	0.6	.000	.000	.000	0.0	0.0	0	0	0.0
<b>Totals</b>	<b>3</b>		<b>.455</b>	<b>.379</b>	<b>.718</b>	<b>41.3</b>	<b>15.7</b>	<b>17</b>	<b>12</b>	<b>73.7</b>	<b>18</b>		<b>.449</b>	<b>.367</b>	<b>.782</b>	<b>31.3</b>	<b>13.8</b>	<b>109</b>	<b>34</b>	<b>69.8</b>
<b>Opponent</b>	<b>3</b>		<b>.298</b>	<b>.172</b>	<b>.705</b>	<b>38.0</b>	<b>7.7</b>	<b>15</b>	<b>5</b>	<b>53.0</b>	<b>1</b>		<b>.344</b>	<b>.241</b>	<b>.600</b>	<b>36.0</b>	<b>9.0</b>	<b>4</b>	<b>2</b>	<b>60.0</b>

#### Scoring

Player	Overall Statistics								Conference Statistics							
	FG-FGA	FG%	3FG-3FGA	3FG%	FT-FTA	FT%	PTS	PTS/G	FG-FGA	FG%	3FG-3FGA	3FG%	FT-FTA	FT%	PTS	PTS/G
NOLLEY II, Landers	23-47	.489	8-20	.400	10-15	.667	64	21.3	12-23	.522	4-8	.500	2-4	.500	30	30.0
ALLEYNE, Nahiem	11-23	.478	7-15	.467	9-11	.818	38	12.7	2-9	.222	2-6	.333	5-6	.833	11	11.0
HORNE, P.J.	10-19	.526	5-10	.500	1-1	1.000	26	8.7	3-7	.429	1-4	.250	1-1	1.000	8	8.0
RADFORD, Tyrece	9-13	.692	0-1	.000	2-3	.667	20	6.7	1-2	.500	0-0	.000	2-2	1.000	4	4.0
CONE, Jalen	7-14	.500	5-8	.625	0-0	.000	19	6.3	1-2	.500	1-1	1.000	0-0	.000	3	3.0
BEDE, Wabissa	6-16	.375	2-6	.333	3-4	.750	17	5.7	2-4	.500	0-1	.000	3-4	.750	7	7.0
CATTOOR, Hunter	5-16	.313	4-13	.308	0-0	.000	14	4.7	0-3	.000	0-2	.000	0-0	.000	0	0.0
WILKINS, Isaiah	5-20	.250	2-12	.167	1-3	.333	13	4.3	1-7	.143	1-5	.200	1-3	.333	4	4.0
OJIAKO, John	4-6	.667	0-0	.000	2-2	1.000	10	3.3	0-0	.000	0-0	.000	0-0	.000	0	0.0
JOHNSON, Branden	0-0	.000	0-0	.000	0-0	.000	0	0.0	0-0	.000	0-0	.000	0-0	.000	0	0.0
PALMER, Brendan	0-2	.000	0-2	.000	0-0	.000	0	0.0	0-0	.000	0-0	.000	0-0	.000	0	0.0
<b>Totals</b>	<b>80-176</b>	<b>.455</b>	<b>33-87</b>	<b>.379</b>	<b>28-39</b>	<b>.718</b>	<b>221</b>	<b>73.7</b>	<b>418-930</b>	<b>.449</b>	<b>158-431</b>	<b>.367</b>	<b>262-335</b>	<b>.782</b>	<b>1256</b>	<b>69.8</b>
<b>Opponent</b>	<b>56-188</b>	<b>.298</b>	<b>16-93</b>	<b>.172</b>	<b>31-44</b>	<b>.705</b>	<b>159</b>	<b>53.0</b>	<b>22-64</b>	<b>.344</b>	<b>7-29</b>	<b>.241</b>	<b>9-15</b>	<b>.600</b>	<b>60</b>	<b>60.0</b>

#### Totals

Player	Overall Statistics										Conference Statistics									
	O-REB	D-REB	TOTAL	PF	FO	A	TO	A/TO	HI PTS	O-REB	D-REB	TOTAL	PF	FO	A	TO	A/TO	HI PTS		
NOLLEY II, Landers	1	17	18	4	0	4	10	0.4	30	1	4	5	3	0	0	5	0.0	30		
ALLEYNE, Nahiem	0	7	7	1	0	5	2	2.5	18	0	3	3	1	0	1	1	1.0	11		
HORNE, P.J.	1	13	14	5	0	4	3	1.3	9	0	7	7	1	0	2	1	2.0	8		
RADFORD, Tyrece	4	12	16	4	0	2	1	2.0	10	1	3	4	1	0	0	0	0.0	4		
CONE, Jalen	0	3	3	5	0	0	4	0.0	11	0	1	1	0	0	0	0	0.0	3		
BEDE, Wabissa	0	19	19	7	0	24	7	3.4	7	0	8	8	3	0	6	3	2.0	7		
CATTOOR, Hunter	1	11	12	2	0	4	3	1.3	9	0	4	4	1	0	0	1	0.0	0		
WILKINS, Isaiah	5	12	17	8	1	4	5	0.8	7	4	2	6	5	1	2	2	1.0	4		
OJIAKO, John	3	3	6	3	0	0	1	0.0	6	0	1	1	0	0	0	0	0.0	0		
JOHNSON, Branden	0	1	1	0	0	0	0	0.0	0	0	0	0	0	0	0	0	0.0	0		
PALMER, Brendan	0	1	1	0	0	0	0	0.0	0	0	0	0	0	0	0	0	0.0	0		
<b>Totals</b>	<b>20</b>	<b>104</b>	<b>124</b>	<b>39</b>	<b>1</b>	<b>47</b>	<b>36</b>	<b>1.3</b>	<b>80</b>	<b>151</b>	<b>413</b>	<b>564</b>	<b>288</b>	<b>1</b>	<b>248</b>	<b>202</b>	<b>1.2</b>	<b>67</b>		
<b>Opponent</b>	<b>33</b>	<b>81</b>	<b>114</b>	<b>40</b>	<b>-</b>	<b>23</b>	<b>37</b>	<b>0.6</b>	<b>60</b>	<b>8</b>	<b>28</b>	<b>36</b>	<b>16</b>	<b>-</b>	<b>9</b>	<b>8</b>	<b>1.1</b>	<b>60</b>		





**0**  
Hunter CATTOOR  
G | 6-3 | 205 | Fr.  
Orlando, Fla.  
(cuh-TOUR)



**1**  
Isaiah WILKINS  
G | 6-4 | 225 | So.  
Winston-Salem, N.C.



**2**  
Landers NOLLEY II  
G/F | 6-7 | 225 | r-Fr.  
Atlanta, Ga.  
(NAH-lee)



**3**  
Wabissa BEDE  
G | 6-0 | 200 | Jr.  
North Andover, Mass.  
(wa-BEE-sah BEE-dee)




**4**  
Nahiem Alleyne  
G | 6-3 | 195 | Fr.  
Buford, Ga.  
(na-HEEM ah-LEAN)



**10**  
Jonathan KABONGO  
G | 6-4 | 195 | So.  
Toronto, Canada  
(kuh-BONGO)



**11**  
Brendan PALMER  
G | 6-4 | 195 | So.  
Winston-Salem, N.C.



**13**  
Grant YATES  
F | 6-8 | 210 | So.  
Gainesville, Va.



**14**  
P.J. HORNE  
F | 6-6 | 225 | Jr.  
Tifton, Ga.



**15**  
Jalen CONE  
G | 5-10 | 170 | Fr.  
Walkertown, N.C.



**21**  
John Ojiako  
F | 6-10 | 240 | Fr.  
Lagos, Nigera  
(OH-gee-ah-co)



**22**  
Keve ALUMA  
F | 6-9 | 240 | Jr.  
Berlin, Md.  
(Kev-aye)



**23**  
Tyrece RADFORD  
G | 6-1 | 205 | r-Fr.  
Baton Rouge, La.  
(TIE-reese)



**24**  
Branden JOHNSON  
F | 6-8 | 230 | r-Sr.  
Garfield Heights, Ohio



**25**  
Ryan PAYNE  
F | 6-8 | 220 | Jr.  
Mechanicsville, Va.



Mike YOUNG  
Head Coach  
Emory & Henry, 1986



Chester FRAZIER  
Associate Head Coach  
Illinois, 2009



Christian WEBSTER  
Assistant Coach  
Harvard, 2013



Antwon JACKSON  
Assistant Coach  
Pikeville, 1993

