



VIRGINIA TECH

2023-24 MEN'S BASKETBALL



13 NCAA APPEARANCES / 14 NIT APPEARANCES (2 CHAMPIONSHIPS) /
19 ALL-ACC SELECTIONS / 10 ALL-AMERICANS / 20 NBA DRAFT PICKS

GAME 1

THE MATCHUP

VIRGINIA TECH HOKIES

0-0, 0-0 ACC

Head Coach: Mike Young (Emory & Henry, 1986)
Record at Virginia Tech: 73-51 (5th Season)
Career Record: 372-295 (22nd Season)
vs. Coppin State: 2-0

VS

COPPIN STATE EAGLES

0-0, 0-0 MEAC

Head Coach: Larry Stewart (Coppin State, 2006)
Record at Coppin State: 0-0 (1st Season)
Career Record: Same
vs. Virginia Tech: 1st Meeting

GAME 1 | VIRGINIA TECH vs. COPPIN STATE - NOV. 6, 2023 | 8PM | ACCNX | BLACKSBURG, VA. | CASSELL COLISEUM (8,925)

BROADCAST INFORMATION

TV | ACCNX

Evan Hughes, PxP
Mack McCarthy, Analyst

RADIO | VT Sports Network

Zach Mackey, PxP
Mike Burnop, Analyst

VIDEO STREAM

ESPN.com and ESPN app

LIVE STATS

stats.hokiesports.com



@HokiesMBB

@CoppinMBB

PROJECTED STARTERS

Virginia Tech	Ht.	Wt.	Yr.	Hometown	PPG	RPG	Other
G 3 Sean Pedulla	6-1	195	Jr.	Edmond, Okla.	15.0	3.6	10+ points in 31 games last season
G 0 Hunter Cattoor	6-3	200	Gr.	Orlando, Fla.	10.8	3.7	42.4 3FG% (78-184) led the ACC
G 2 MJ Collins	6-4	195	So.	Clover, S.C.	4.1	2.4	24.7 mpg as a freshman
F 31 Robbie Beran	6-9	215	Gr.	Richmond, Va.	7.5	4.5	Led Northwestern to 2023 NCAAT
F 15 Lynn Kidd	6-10	235	Sr.	Gainesville, Fla.	5.0	3.4	66.4 FG% (77-116) last season



KEY STORYLINES

THE SERIES

- Virginia Tech is 4-0 against Coppin State all-time.
- The average margin of victory in those games is 37.5 - includes a 97-57 Tech victory on Dec. 19, 2020 when the two sides last met.

A WIN WOULD...

- Improve Tech's record in season openers to 88-28.
- Be the Hokies' eighth straight season-opening win, dating back to 2016-17.

Season	Opponent	Score
2022-23	Delaware St.	95-57
2021-22	Maine	82-47
2020-21	Radford	77-62
2019-20	Clemson	67-60
2018-19	Gardner-Webb	87-59
2017-18	Detroit Mercy	111-79
2016-17	Maine	80-67

WHO TO WATCH

- Sean Pedulla is one of the best scoring guards in the ACC. He's unique in that the more pressure applied to him, the more he thrives - perhaps growing up with eight siblings teaches you that.

SEASON-OPENER STREAKS

- A Tech win would move its current season-opener winning streak to eight, which would rank fifth all-time in program history.

Seasons	Streak
1992-2013	21
1970-85	15
1908-22	14
1939-48	9
2016-pr.	7

HOKIES ABROAD

- Tech took a nine-day international trip to Switzerland and Italy in August.
- The Hokies toured Geneva, Lausanne, Lugano, Lake Como and Milan among other stops. They also competed in two games while overseas.



2023-24 SCHEDULE

RECORD

0-0

ACC

0-0

NON-CONFERENCE

0-0

HOME

0-0

AWAY

0-0

NEUTRAL

0-0

Date	Opponent	TV	Time/Result
11/6	Coppin State	ACCNX	8 PM
11/10	South Carolina ¹	ACCN	9:30 PM
11/15	Campbell	ACCNX	6 PM
11/19	Wofford	ACCNX	5 PM
11/23	Boise State ²	ESPN2	8 PM
11/24	TBD ²	-	-
11/26	TBD ²	-	-
11/29	at Auburn ³	ESPN2	9:15 PM

12/3	Louisville [*]	ACCN	4 PM
12/9	Valparaiso	CW	12 PM
12/16	Vermont	ACCN	4 PM
12/21	American	ACCNX	5 PM
12/30	at Wake Forest [*]	ESPN2	2 PM

1/6	at Florida State [*]	ACCN	4 PM
1/10	Clemson [*]	-	7 PM
1/13	Miami [*]	ACCN	7 PM
1/17	at Virginia [*]	-	7 PM
1/20	at NC State [*]	CW	12 PM
1/23	Boston College [*]	ACCN	9 PM
1/27	Georgia Tech [*]	ACCN	5 PM
1/29	Duke [*]	ESPN	7 PM

2/3	at Miami [*]	-	12 PM
2/10	at Notre Dame [*]	CW	5:30 PM
2/13	Florida State [*]	-	9 PM
2/17	at North Carolina [*]	ACCN	2 PM
2/19	Virginia [*]	ESPN	7 PM
2/24	at Pitti [*]	CW	5:30 PM
2/27	at Syracuse [*]	-	7 PM

3/2	Wake Forest [*]	CW	5:30 PM
3/5	at Louisville [*]	-	7 PM
3/9	Notre Dame [*]	ESPNEWS	2 PM
3/12-16	ACC Tournament ⁴	ESPN	-

All Times Eastern

* - ACC Game

1 - Hall of Fame Series Charlotte (Charlotte, N.C.)

2 - ESPN Events Invitational (Orlando, Fla.)

3 - ACC/SEC Challenge (Auburn, Ala.)

4 - New York Life ACC Tournament (Washington, D.C.)



CONTACT INFO

Brian Cox | Phone: (540) 250-0624
Email: bcox90@vt.edu
Associate AD, Creative Communications

Will Copeland | Phone: (757) 814-0930
Email: cwil199@vt.edu
Associate Director, Creative Communications

QUICK FACTS

THE BASICS

University Name: Virginia Tech
 Location: Blacksburg, Va.
 Founded: 1872
 Enrollment: 37,000
 President: Dr. Tim Sands
 Director of Athletics: Whit Babcock
 Nickname: Hokies
 Mascot: Hokie Bird
 Colors: Chicago Maroon and Burnt Orange
 Affiliation: NCAA Division I
 Conference: Atlantic Coast (18th Season)

FACILITY FACTS

CASSELL COLISEUM
 Capacity: 8,925
 Record in Arena: 648-212 (.753)
 First Game: VT vs. Alabama (Jan. 3, 1962)
 Largest Crowd: 11,500 (vs. Purdue, Dec. 3, 1966)

TEAM INFORMATION

2022-23 Record: 19-15
 Home/Away/Neutral: 13-4/2-10/4-1
 Conference Record: 8-12
 Home/Away: 6-4/2-8
 Conference Finish: 11th
 Conference Tournament: Second Round
 Starters Returning/Lost: 2/3
 Letterwinners Returning/Lost: 5/3
 Newcomers: 7

Total seasons: 116
 First season: 1908-09
 All-Time Record: 1,537-1,271
 All-Time ACC Record: 146-181
 All-Time ACC Tournament Record: 15-18
 ACC Championship Game Appearances (Titles): 1 (1 - 2022)
 NCAA Tournament Appearances (Last): 13 (2022)
 All-Time NCAA Record: 8-13



MEDIA INFORMATION

CREDENTIALS

Outlets interested in obtaining credentials to cover Virginia Tech basketball home games must apply for credentials via: media.hokiesports.com/credentials.

You may also email: bcox90@vt.edu.

All credentials for Virginia Tech home games this season will be issued on a single-game basis, and media seating is extremely limited.

INTERVIEW POLICY

During ACC play, Mike Young conducts weekly media press conferences, via Zoom. To request the Zoom link for a particular week, please email Brian Cox (bcox90@vt.edu).

Gamedays: Coach Mike Young and select players will be available to the media following a 10-minute cooling off period after the game. For home games, interviews of Coach Young and players will be conducted in-person in the Cassell Coliseum media center.

Non-Gamedays: All coach and player interview requests need to be arranged through the Virginia Tech Creative Communications Office - contact Brian Cox (c. 540-250-0624; e. bcox90@vt.edu). Players and coaches should not be contacted directly under any circumstances.



2023-24 VIRGINIA TECH NUMERICAL ROSTER

No.	Name	Cl.	Pos.	Ht.	Wt.	Hometown	Previous School
0	Hunter Cattoor	Gr.	G	6-3	200	Orlando, Fla.	Bishop Moore
2	MJ Collins	So.	G	6-4	195	Clover, S.C.	Combine Academy
3	Sean Pedulla	Jr.	G	6-1	195	Edmond, Okla.	Edmond Memorial
4	Mekhi Long	Gr.	F	6-7	200	Bryans Road, Md.	Old Dominion
5	Patrick Wessler	r-Fr.	C	7-0	255	Matthews, N.C.	Combine Academy
10	Brandon Rechsteiner	Fr.	G	6-1	185	Acworth, Ga.	Etowah
11	John Camden	r-So.	F	6-8	220	Downingtown, Pa.	Memphis
13	Jaydon Young	Fr.	G	6-4	205	Goldsboro, N.C.	Greensboro Day School
15	Lynn Kidd	Sr.	C	6-10	235	Gainesville, Fla.	Clemson
23	Tyler Nickel	So.	G/F	6-7	220	Harrisonburg, Va.	North Carolina
31	Robbie Beran	Gr.	F	6-9	215	Richmond, Va.	Northwestern
33	Michael Ward	So.	G	6-2	175	Bethesda, Md.	Walt Whitman
34	Mylyjael Poteat	Sr.	F	6-9	265	Reidsville, N.C.	Rice
55	Conner Venable	Fr.	G	6-3	190	Washington, D.C.	The Heights School

COACHING & SUPPORT STAFF

Head Coach: Mike Young (Emory & Henry, 1986)
Record at VT: 73-51 (5th Year)
Overall Record: 372-295 (22nd Year)
Assistant Coach: J.D. Byers (1st Year)
Assistant Coach: Kevin Giltner (5th Year)
Assistant Coach: Christian Webster (8th Year)
Chief of Staff: Stephanie Ballein (5th Year)
Special Assistant for Recruiting: Matt Olinger (5th Year)
Director of Player Personnel: Ryan Nadeau (6th Year)
Special Assistant to the Head Coach: Ace Custis (5th Year)
Strength & Conditioning: David Jackson (16th Year)
Athletic Trainer: Hisham Ziyout (5th Year)

PRONUNCIATION GUIDE

Hunter Cattoor	cuh-TOUR
Sean Pedulla	puh-DOOL-uh
Patrick Wessler	WES-lerr
Brandon Rechsteiner	WRECK-stein-er
Robbie Beran	BARE-in
Mylyjael Poteat	Muh-LIE-juhl POH-teet

ROSTER BY CLASS

Freshmen (4)	Sophomores (4)	Juniors (1)	Seniors (5)
Brandon Rechsteiner	John Camden*	Sean Pedulla	Robbie Beran^
Jaydon Young	MJ Collins		Hunter Cattoor^
Conner Venable	Tyler Nickel		Lynn Kidd
Patrick Wessler*	Michael Ward		Mekhi Long^
			Mylyjael Poteat

* = Redshirt
 ^ = Graduate Student

SOCIAL



BY THE NUMBERS

2

Virginia Tech ranked **second** in the ACC in **field-goal percentage** last season at **46.9%**. The Hokies had **13 games** a year ago where they connected on at least 50% from the floor.

3

The Hokies boast **three fifth-year players** in **Hunter Cattoor, Robbie Beran** and **Mekhi Long**. There are **350** games played between those three guys.

7

MJ Collins was **7th** among ACC freshmen last season in **minutes per game** at **24.7**. He logged the second-most minutes by a VT freshman under Coach Young, only trailing Nahiem Alleyne (26).

NOTEWORTHY

CHASING HISTORY

- Hunter Cattoor is currently fifth all-time in career 3-pointers made in VT history. He became the ninth Hokie to reach 200 for his career at Boston College in December 2022.

Seasons	Name	GP	3FG
2005-09	A.D. Vassallo	133	267
2007-11	Malcolm Delaney	136	264
1986-89	Wally Lancaster	82	257
2014-18	Justin Bibbs	128	254
2019-pr.	Hunter Cattoor	119	251
1999-2003	Brian Chase	102	239
2014-19	Ahmed Hill	134	230
2000-05	Carlos Dixon	106	215
2003-07	Zabian Dowdell	122	210
2010-14	Jarell Eddie	123	192

HUNT IN HIS BAG OFF THE COURT, TOO

- This past June, Hunter Cattoor and longtime girlfriend Chloe Brooks got engaged.
- His IG caption read: "Added another ring to our collection." Cattoor won the 2022 ACC title, while Brooks, a guard for VT women's basketball, won the 2023 ACC championship en route to the program's first-ever Final Four.
- Chloe Brooks is the second of Tech women's basketball head coach Kenny Brooks' three daughters.

TIPPING THE SCALES WITH EXPERIENCE

- Entering the 2023-24 season, here's a breakdown of how the Hokies have drastically improved their roster in terms of game experience.

Season	Total GP	Total GS
2022-23	460	207
2023-24	640	293

PEDULLA RACKING UP THE MINUTES

- One key aspect of last season was the role injuries played on Sean Pedulla's minute load. Since Tech joined the ACC, there are only four other instances where a Hokie played more minutes than Pedulla did last season.

Season	Name	GP	MP
2010-11	Malcolm Delaney	34	1,300
2008-09	Malcolm Delaney	34	1,255
2008-09	A.D. Vassallo	34	1,247
2018-19	Ahmed Hill	35	1,236
2022-23	Sean Pedulla	34	1,212

- For three games last season, Pedulla was the only available point guard (Cattoor and

Rodney Rice injuries).

- With the addition of freshman Brandon Rechsteiner, the Hokies now have three players capable of running point.

HOKIES HIT HARD BY INJURIES

- Of course injuries are a part of most seasons in college sports. However, Tech was especially affected last season by the number of injuries to its rotational players.
- In fact, the Hokies were tied with Florida State for the most games missed by rotational players in 2022-23 in the ACC. The below chart is sorted by regular season order of finish. H/T Drew Scott

School	Games Missed
Miami	2
Virginia	5
Clemson	21
Duke	19
Pitt	34
NC State	27
North Carolina	16
Syracuse	8
Wake Forest	11
Boston College	32
Virginia Tech	45
Florida State	45
Georgia Tech	24
Notre Dame	16
Louisville	35

- A remarkable note is Tech went 19-15 despite those 45 missed games, whereas FSU finished 9-23.
- Furthermore, VT lost six games in 2022-23 by five points or less.

YOUNG MOVING UP THE RANKS

- Mike Young enters his fifth season in Blacksburg ninth in all-time wins at VT.

Name	Seasons	Record
Charles Moir	11 (1976-87)	213-119 (.642)
Seth Greenberg	9 (2003-12)	170-123 (.580)
Chuck Noe	7 (1955-62)	109-51 (.681)
Howie Shannon	7 (1964-71)	104-68 (.605)
Bill Foster	6 (1991-97)	101-78 (.564)
Buzz Williams	5 (2014-19)	100-69 (.592)
Don DeVoe	5 (1971-76)	88-45 (.662)
G.F. Laird	8 (1947-55)	77-120 (.391)
Mike Young	4 (2019-pr.)	73-51 (.589)
W.L. Younger	8 (1920-23; 32-37)	66-85 (.437)

1-800-TRIFECTA

- As a team, the Hokies buried 319 treys in 2021-22 – the second-most in a single

season in Tech history.

- Two of the Hokies' three best single-season marks have come under Coach Young.

Season	3FG	3FG%
2018-19	327	39.4
2021-22	319	39.2
2019-20	315	35.2

ELITE COMPANY

- Tech's Mike Young joined an elite group of head coaches who have won an ACC tournament title within the first three seasons at their respective school.

Coach	School	Year (#)
Vic Bubas	Duke	1960 (1)
Jim Valvano	NC State	1983 (3)
Press Maravich	NC State	1965 (1)
Terry Holland	Virginia	1976 (2)
Bill Guthridge	North Carolina	1998 (1)
Jim Larrañaga	Miami	2013 (2)
Mike Young	Virginia Tech	2022 (3)

- Young's six titles are as many as Michigan State's Tom Izzo and one more than Syracuse's former head coach Jim Boeheim.

DULLA AMONG MOST IMPROVED IN ACC

- Sean Pedulla reached double-figure scoring in each of his first 18 games of the 2022-23 season. Pedulla was the first Hokie to do that since Erick Green scored double figures in all 32 games of the 2012-13 season.
- Below is a chart of ACC players with the highest increased point production from last season.

Player	School	21-22	22-23	Change
Miles Kelly	Georgia Tech	4.5	14.4	+9.9
Sean Pedulla	Virginia Tech	5.4	15.0	+9.6
El Ellis	Louisville	8.7	17.7	+9.0
Tyree Appleby	Wake Forest	10.9	18.8	+7.9

- Pedulla checked in at No. 96 in The Almanac's Top 100 players entering the 2023-24 season.

BREAKOUT YEAR LOADING?

- MJ Collins was thrust into the starting lineup as a freshman a year ago, and while there were growing pains, head coach Mike Young knew it would pay off in the long run.
- "He is poised to have an even finer sophomore year. He's bigger and stronger. I've challenged him to be a go-to defender,"

Young said. "He's worked really hard on his perimeter shooting."

- In preparation for guarding the opponent's best perimeter player, Collins has been chasing around Cattoor in practice.
- "It's not only going to benefit him but benefit our team," Cattoor said of Collins. "Coach challenges him, I challenge him. Every time we're in practice and we're on separate teams, I always want him to come guard me. I want to make it as hard as possible for him. In practice, I want to guard him and make it as hard as possible for him. But it's going to help him grow.
- "He's a competitor, he's going to fight. He's not afraid to make mistakes, which is ultimately going to make him better. It's going to be good for us to slide me off of the best player and have him do it. ... He's taken great strides from last year and I'm excited for him this year."
- Going back to the experience Collins gained from his first season in Blacksburg, the Clover, S.C., native ranked seventh among freshmen in the ACC in minutes per game.

Rank	Name	School	MPG
1	Judah Mintz	Syracuse	33.3
2	Mike James	Louisville	31.0
3	JJ Starling	Notre Dame	29.7
4	Tyrese Proctor	Duke	29.4
5	Kyle Filipowski	Duke	29.1
6	Mark Mitchell	Duke	27.2
7	MJ Collins	Virginia Tech	24.7

- Collins logged the second-most minutes per game by a VT freshman under Coach Young, only trailing Nahiem Alleyne's 26 minutes per game in 2019-20.

SEVEN STRAIGHT TRIPS TO THE POSTSEASON

- With the Hokies' selection into the 2023 NIT, they have now been selected for a postseason tournament in seven consecutive seasons.

Year	Postseason Tournament	Head Coach
2023	NIT	Mike Young
2022	NCAA	Mike Young
2021	NCAA	Mike Young
2019	NCAA	Buzz Williams
2018	NCAA	Buzz Williams
2017	NCAA	Buzz Williams
2016	NIT	Buzz Williams

- A pretty remarkable turnaround for a program that prior to 2017 had only gone to the NCAA Tournament once (2007) in 20 years. Tech has been to the Big Dance a total of 13 times in program history and 14 times to the NIT.

HARRISONBURG, VA. STAND UP!

- Tyler Nickel hails from Harrisonburg, Va., the hometown of two other Commonwealth basketball greats in Dell Curry and Ralph Sampson. Curry went on to play at Virginia Tech, finishing as the program's No. 2 all-time leading scorer with 2,385 career points and was drafted by the Utah Jazz in 1986. Sampson was a three-time national player of the year at Virginia, before being drafted as the No. 1 overall pick in the 1983 NBA Draft.
- However, it is Nickel who is the Virginia High School League's all-time leading scorer with 2,909 career points, passing the likes of Mac McClung, J.J. Redick, Moses Malone, Alonzo Mourning, Grant Hill and Allen Iverson on the way to the top.



ACC ACTIVE CAREER 3FG LEADERS

	NAME (SCHOOL)	3FG	GP
1.	Darin Green, Jr. (Florida State)	299	114
2.	Joe Girard III (Clemson)	297	125
3.	DJ Horne (NC State)	253	120
4.	Hunter Cattoor (Virginia Tech)	251	119
5.	Nijel Pack (Miami)	241	88
6.	Cormac Ryan (Notre Dame)	212	116
7.	Blake Hinson (Pitt)	188	96
8.	RJ Davis (North Carolina)	184	101
9.	Damari Monsanto (Wake Forest)	173	69
10.	Josh Nickelberry (Florida State)	149	87

ACC ACTIVE CAREER 3FG% LEADERS

	NAME (SCHOOL)	3FG-3FGA	3FG%
1.	Alex Hemenway (Clemson)	116-270	43.0
2.	Hunter Cattoor (Virginia Tech)	251-600	41.8
3.	Nijel Pack (Miami)	241-579	41.6
4.	Jaeden Zackery (Boston College)	83-205	40.5
5.	Bensley Joseph (Miami)	50-126	39.7
6.	Isaac McKneely (Virginia)	51-130	39.2
7.	Jake Heidbreder (Clemson)	119-304	39.1
8.	Damari Monsanto (Wake Forest)	173-448	38.6
9.	Darin Green Jr. (Florida State)	299-786	38.0
10.	DJ Horne (NC State)	253-667	37.9

VT CAREER GAMES PLAYED

	NAME (YEARS)	GP
1.	Malcolm Delaney (2007-11)	136
2.	Dorenzo Hudson (2007-12)	135
3.	Ahmed Hill (2014-19)	134
	Jeff Allen (2007-11)	134
5.	Terrell Bell (2007-11)	133
	A.D. Vassallo (2005-09)	133
7.	Devin Wilson (2013-18)	129
	Erick Green (2009-13)	129
9.	Justin Bibbs (2014-18)	128
	Bobby Beecher (1982-86)	128
NR	Hunter Cattoor (2019-pr.)	119

VT CAREER 3FG%

	NAME (YEARS)	3FG-3FGA	3FG%
1.	Ty Outlaw (2015-19)	136-291	46.7
2.	Justin Bibbs (2014-18)	254-599	42.4
3.	Hunter Cattoor (2019-pr.)	251-600	41.8
4.	Eddie Lucas (1997-99)	121-294	41.2
5.	Jalen Cone (2019-21)	101-246	41.1

TEAM COMPARISON

VT	Stat	COPP
74.1	Points Per Game	72.0
70.1	Opponents Points Per Game	83.2
+4.0	Scoring Margin	-11.2
33.3	Rebounds Per Game	30.4
-0.4	Rebounding Margin	-11.0
.470	FG Percentage	.435
.446	FG Percentage Defense	.462
.358	3FG Percentage	.338
.340	3FG Percentage Defense	.340
8.3	3FG Made Per Game	8.4
.735	FT Percentage	.719
15.5	Assists Per Game	11.3
9.9	Turnovers Per Game	14.9

DANCIN' IN BACK-TO-BACK SEASONS

- In previous seasons in Virginia Tech history, the fastest head coach to make the NCAA Tournament was in Year Three. Those Hokies were Howie Shannon, Charlie Moir and Buzz Williams.
- Therefore, with Mike Young doing so in Year Two, he became the fastest Tech coach to make The Dance.
- The Hokies have also never had a head coach lead them to the NCAA Tournament in two of their first three seasons.
- Mike Young becomes just the third head coach in program history to register multiple trips to the NCAA Tournament, joining Charlie Moir and Buzz Williams.
- Here's a rundown of the head coaches who have guided Tech to the NCAA Tournament.

Head Coach	NCAAT Years	# of App.
Charlie Moir	1979, 1980, 1985, 1986	4
Buzz Williams	2017, 2018, 2019	3
Mike Young	2021, 2022	2
Don DeVoe	1976	1
Bill Foster	1996	1
Seth Greenberg	2007	1
Howie Shannon	1967	1

ONE BIG FAMILY

- The camaraderie between the VT men's and women's basketball teams as described by Hunter Cattoor:
- "I'd say it's like a whole big family there. We play and practice in the same facility, so we see them every day, whether that's working out on our own time or during lift and practice. We see them all around. We're saying hey to them. I know Coach Brooks is doing a great job over there with that team. But I look at them as family. ... I think it's great for both programs to be together and support each other and want each other to do well."

50 SPOT

- Tech shot over 50% in a game five times during the 2020-21 season - going 5-0.
- Since Young got to Blacksburg, the Hokies are 34-4 in contests shooting 50 percent or greater - only losses: vs. BYU (11/27/19), vs.

Miami (1/26/22), at College of Charleston (11/20/22), at Miami (1/31/23).

- Since the 2010-11 season, Tech is 105-15 when shooting 50 percent or better.

COACH HUNT


- Mike Young had never let a player install a play before in his 38 years of coaching. He'd never had a player like Hunter Cattoor before, though.
- "He wants to be a coach," Young said on Oct. 3. "I had him install [a play] yesterday. I don't think I've ever done that in 38 years as a coach."
- "He commands a great deal of admiration and respect for what he's done here. [It] permeates throughout the program. I think he has embraced that and has done quite a good job thus far, and it'll be very important for this bunch."
- With defense being a point of emphasis for the entire Tech team heading into the season, Cattoor's tutelage will be crucial — and the teaching role is one he hopes to continue into the future. H/T Jack Brizendine

FOCUSED ON TEAM SUCCESS

- As Cattoor wraps up his career in Blacksburg this season, his focus will be on getting the team back to the top of the ACC — and he knows everyone's personal goals will come to fruition in the process.
- "At the end of the day, you want to go out on a high note. You want to compete for another ACC championship. You want to make it to the big dance and make a run," he said.
- "I think that's just the main thing to worry about — team success — and the individual success will come along." H/T Jack Brizendine

BYERS BOUGHT IN ON DEFENSIVE END

- J.D. Byers was hired as an assistant coach in April, bringing 13 years of experience at the Division I level with him to Blacksburg. He worked three stints with current Penn State head coach Mike Rhoades, most recently at VCU from 2017 to 2023.
- According to KenPom, VCU ranked 15th in adjusted defensive efficiency last season. Its three rankings the previous four seasons: seventh, 14th, 45th and seventh. Tech has only posted a top-40 defense five times since joining the ACC in 2004, the last time being 2019-20 under Buzz Williams (No. 20). H/T David Cunningham
- Though he wasn't necessarily the main reason why the Rams were so stingy on defense, Byers brought those lessons to Blacksburg. He watched Tech's games from last season through a unique lens since he wasn't involved, and the players said his feedback in specific areas has really helped.



The 2023-24 season marks the 22nd for Mike Young as a head coach.

SPECIALTY STAT TRACKER

Opponent	Off TOs	Paint	2nd Chance	FB	Bench
Coppin State					
South Carolina					
Campbell					
Wofford					
Boise State					
Iowa State/VCU					
TBD					
at Auburn					
Louisville					
Valparaiso					
Vermont					
American					
at Wake Forest					
at Florida State					
Clemson					
Miami					
at Virginia					
at NC State					
Boston College					
Georgia Tech					
Duke					
at Miami					
at Notre Dame					
Florida State					
at North Carolina					
Virginia					
at Pitt					
at Syracuse					
Wake Forest					
at Louisville					
Notre Dame					
Total +/-	-	-	-	-	-
Season Highs	-	-	-	-	-

FAST BREAK

Tech has registered **two** wins over **top five** programs under head coach Mike Young - most recently an 81-73 win over No. 3 Villanova on Nov. 28, 2020.

SCHOOL RECORDS

INDIVIDUAL

Games Played (Season)	36, by 5 players
Games Started (Season)	36, by 5 players
Games Played (Career)	136, Malcolm Delaney (2007-11)
Games Started (Career)	126, Dell Curry (1982-86); Bobby Beecher (1982-86)
Consecutive Starts	123, Ace Custis (1993-97)
Minutes Played (Game)	55, by 3 players
Minutes Played (Season)	1,300, Malcolm Delaney (2010-11), 34 games
Minutes Played (Highest Season Average)	38.6, Jay Purcell (1991-92), 28 games
Minutes Played (Career)	4,688, Malcolm Delaney (2007-11)
Minutes Played (Highest Career Average)	35.1, Dale Solomon, 1978-82
Points (Overall Game)	52, Allan Bristow vs. George Washington (2-21-73)
Points (ACC Game)	37, Malcolm Delaney vs. Clemson (1-29-09)
Points (ACC Tournament Game)	32, Jalen Hudson vs. Wake Forest (3-10-15)
Points (NCAA Tournament)	29, Glen Combs vs. Indiana (3-17-67)
Points (NIT)	33, A.D. Vasallo vs. Duquesne (3-18-09)
Points (Season)	801, Erick Green (2012-13), 32 games
Points (ACC Season)	469, Erick Green (2012-13), 18 games
Points (Season Average)	26.6, Bimbo Coles (1988-89), 27 games
Points (Double-Figure Games, Season)	34, Dell Curry (1983-84), 35 games
Points (Career)	2,484, Bimbo Coles (1986-90)
Points (Career Average)	23.1, Allan Bristow (1970-73)
Points (Double-Figure Games, Career)	115, Dell Curry (1982-86)
Field Goals Made (Game)	22, Allan Bristow vs. George Washington (2-21-73)
3-Pointers Made (Game)	9, Hunter Cattoor at Florida State (1-29-22); Justin Robinson vs. Syracuse (1-26-19)
Field Goals Made (Season)	305, Dell Curry (1985-86), 30 games
3-Pointers Made (Season)	106, Wally Lancaster (1987-88), 29 games
Field Goals Made (Career)	1,021, Dell Curry (1982-86)
3-Pointers Made (Career)	267, A.D. Vasallo (2005-09)
Free Throws Made (Game)	20, by 3 players
Free Throws Made (Season)	230, Malcolm Delaney (2009-10), 33 games
Free Throws Made (Career)	721, Malcolm Delaney (2007-11)
Rebounds (Game)	36, Chris Smith vs. Washington & Lee (1-9-59)
Rebounds (Season)	495, Chris Smith (1959-60), 26 games
Rebounds (Career)	1,508, Chris Smith (1957-61)
Assists (Game)	12, by 3 players
Assists (Season)	192, Dave Sensibaugh (1975-76), 28 games
Assists (Career)	547, Bimbo Coles (1986-90)
Steals (Game)	8, by 3 players
Steals (Season)	94, Jamon Gordon (2006-07), 34 games
Steals (Career)	295, Dell Curry (1982-86)
Blocks (Game)	9, Roy Brow vs. James Madison (12-6-86); vs. Baptist College (12-12-87)
Blocks (Season)	100, Roy Brow (1987-88), 28 games
Blocks (Career)	251, Roy Brow (1984-88)
TEAM	
Points (Game)	141, vs. Southern Miss (2-6-88)
Points (Season)	2,646, 1987-88, 29 games
Field Goals Made (Game)	52, vs. VMI (2-20-59)
Field Goals Made (Season)	1,058, 1983-84, 35 games
FG Percentage (Game)	.722 (39-54), vs. Syracuse (1-28-76)
FG Percentage (Season)	.517 (1,030-1,993), 1981-82
3-Pointers Made (Game)	21, vs. Delaware State (11-20-19)
3-Pointers Made (Season)	327, 2018-19, 35 games
3FG Percentage (Game)	.720 (18-25), at Florida State (1-29-22)
3FG Percentage (Season)	.403 (290-720), 2016-17
Rebounds (Game)	83, vs. VMI (2-19-61)
Assists (Game)	36, vs. The Citadel (11-12-17)
Steals (Game)	21, at Clemson (2-8-06)
Blocks (Game)	15 (2x), last vs. VMI (12-9-09)

2023-24 HONORS WATCH



Sean Pedulla

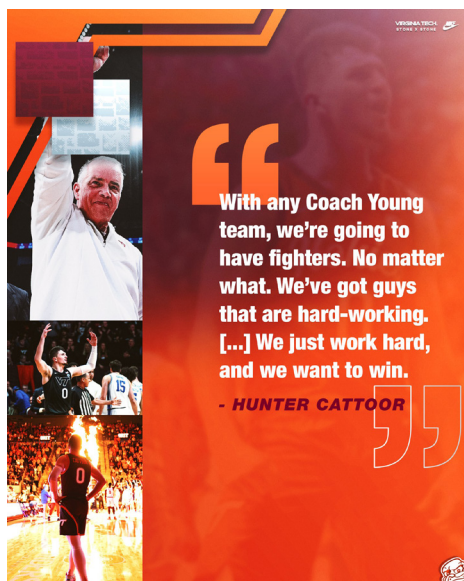
The Almanac Top 100

- Ranked No. 96



BLUE COLLAR MENTALITY

- Fifth-year guard Hunter Cattoor talks about the work ethic and mentality a Coach Young team possesses.



EMBRACING ALL ASPECTS OF LIFE

- Robbie Beran has a deep connection with animals. He's pursuing a master's degree in applied animal behavior and welfare at Virginia Tech. Under his roof, Beran has his two dogs – Smokey (chihuahua) and Stella (a labrador retriever/mutt mix) – then his girlfriend's dog, Ivy (golden retriever).
- The COVID-19 pandemic allowed Beran to embrace his connection with them and the emotional support they have to offer.
- Beran is also thrilled to be playing his final season of college basketball in the Commonwealth. The Richmond, Va., native is reunited with his sister, Annemarie, who attends the Edward Via College of Osteopathic Medicine (VCOM) in Blacksburg.



LEADING AT THE BREAK

- Over the last three seasons, Tech is 50-10 when leading at halftime.
- The Hokies are 62-15 in the Mike Young era when up at half.



NATIONAL POLLS

ASSOCIATED PRESS POLL

Updated: Oct. 17

Rank	School	Record	Points
1	Kansas (46)	0-0	1548
2	Duke (11)	0-0	1466
3	Purdue (3)	0-0	1436
4	Michigan State (1)	0-0	1346
5	Marquette	0-0	1283
6	UConn (2)	0-0	1243
7	Houston	0-0	1117
8	Creighton	0-0	1099
9	Tennessee	0-0	1032
10	Florida Atlantic	0-0	1011
11	Gonzaga	0-0	830
12	Arizona	0-0	776
13	Miami	0-0	750
14	Arkansas	0-0	685
15	Texas A&M	0-0	597
16	Kentucky	0-0	530
17	San Diego State	0-0	529
18	Texas	0-0	493
19	North Carolina	0-0	474
20	Baylor	0-0	431
21	USC	0-0	427
22	Villanova	0-0	395
23	Saint Mary's	0-0	335
24	Alabama	0-0	163
25	Illinois	0-0	104

Receiving Votes: Wisconsin 53, Colorado 49, St. John's 47, UCLA 47, Maryland 34, Virginia 27, Auburn 27, TCU 24, Mississippi State 20, Kansas State 13, Xavier 8, Memphis 7, Missouri 6, Boise State 4, Indiana 3, Charleston 2, Florida 2, Drake 1, New Mexico 1

Dropped from Rankings: -

USA TODAY COACHES' POLL

Updated: Oct. 17

Rank	School	Record	Points
1	Kansas (23)	0-0	785
2	Purdue (5)	0-0	742
3	Duke (3)	0-0	716
4	Michigan State	0-0	667
5	UConn (1)	0-0	626
6	Houston	0-0	615
7	Marquette	0-0	614
8	Creighton	0-0	552
9	Florida Atlantic	0-0	548
10	Tennessee	0-0	496
11	Arizona	0-0	449
12	Gonzaga	0-0	407
13	Miami	0-0	390
14	Arkansas	0-0	315
15	San Diego State	0-0	277
16	Kentucky	0-0	261
17	Baylor	0-0	258
18	Texas	0-0	251
19	Texas A&M	0-0	231
20	Villanova	0-0	217
21	North Carolina	0-0	197
22	USC	0-0	176
23	Saint Mary's	0-0	147
24	Alabama	0-0	142
25	UCLA	0-0	52

Receiving Votes: Illinois 45, Wisconsin 43, Maryland 29, TCU 26, Colorado 21, Xavier 17, Ohio State 16, St. John's 13, Virginia 13, Kansas State 8, Indiana 7, Washington 5, Florida 5, Auburn 5, Missouri 4, Oregon 3, Memphis 3, Mississippi State 2, Iowa State 2, Boise State 1, Yale 1

Dropped from Rankings: -

TRACKING TECH

	AP	Coaches
Preseason	-	-
11/13	-	-
11/20	-	-
11/27	-	-
12/4	-	-
12/11	-	-
12/18	-	-
12/25	-	-
1/1	-	-
1/8	-	-
1/15	-	-
1/22	-	-
1/29	-	-
2/5	-	-
2/12	-	-
2/19	-	-
2/26	-	-
3/4	-	-
3/11	-	-
3/18	-	-
Final	-	-

Ratings Tracker (through Nov. 3)

ESPN.com BPI	-
KenPom.com	65
Massey	59
NCAA NET Rankings	-
Sagarin	-

Virginia Tech's "Best" NET Wins:


-	-
---	---

2023-24 RANKING SUMMARY

Statistic	National Rank	Conference Rank	Value	National Leader	Value	Conference Leader	Value
Assist/Turnover Ratio (67 ranked)				UCLA	2.50	Virginia	1.62
Assists Per Game (68 ranked)				UConn	19.0	Virginia	13.0
Bench Points per game (0 ranked)				Nevada	19.0		
Blocks Per Game (62 ranked)				Indiana	7.0	Virginia	7.0
Effective FG pct (0 ranked)				Virginia	7.0		
Fastbreak Points (0 ranked)							
Field Goal Percentage (68 ranked)				Arizona St.	56.1	Duke	46.0
Field Goal Percentage Defense (68 ranked)				Drake	30.4	Duke	35.0
Fouls Per Game (68 ranked)				Oral Roberts	8.0	Virginia	13.0
Free Throw Attempts Per Game (66 ranked)				Auburn	29.0	Virginia	22.0
Free Throw Percentage (68 ranked)				Creighton	91.2	Miami (FL)	82.9
Free Throws Made Per Game (68 ranked)				A&M-Corpus Christi	21.5	Miami (FL)	17.4
Rebound Margin (68 ranked)				Mississippi St.	21.0	Virginia	8.0
Rebounds (Defensive) Per Game (67 ranked)				Drake	33.00	Virginia	30.00
Rebounds (Offensive) Per Game (68 ranked)				Boise St.	20.00	Miami (FL)	10.60
Rebounds Per Game (68 ranked)				Mississippi St.	49.00	Virginia	39.00
Scoring Defense (68 ranked)				Tennessee	56.3	Duke	58.0
Scoring Margin (68 ranked)				UConn	20.0	Miami (FL)	6.2
Scoring Offense (68 ranked)				Arizona St.	84.0	Miami (FL)	76.8
Steals Per Game (68 ranked)				Colgate	11.0	Miami (FL)	7.0
				Southeast Mo. St.	11.0		
Three Point Attempts Per Game (68 ranked)				Texas A&M	34.0	Pittsburgh	19.3
Three Point Percentage (68 ranked)				Nevada	52.4	Miami (FL)	37.2
Three Point Percentage Defense (68 ranked)				NC State	15.0	NC State	15.0
Three Pointers Per Game (68 ranked)				Nevada	11.0	Miami (FL)	7.0
						Pittsburgh	7.0
Turnover Margin (68 ranked)				Northern Ky.	10.0	Miami (FL)	2.6
Turnovers Forced Per Game (68 ranked)				Louisiana	18.00	Miami (FL)	12.20
Turnovers Per Game (68 ranked)				Iona	6.0	NC State	6.0
				NC State	6.0		
Winning Percentage (35 ranked)				UConn	100.0	Miami (FL)	80.0

GAMES STARTED

	Streak	23-24	Career	ACC
Hunter Cattoor	17	-	71	39
MJ Collins	14	-	16	13
Sean Pedulla	34	-	34	20
Mekhi Long	4	-	64	-
Patrick Wessler	-	-	-	-
Brandon Rechsteiner	-	-	-	-
John Camden	-	-	-	-
Jaydon Young	-	-	-	-
Lynn Kidd	-	5	5	3
Tyler Nickel	-	-	-	-
Robbie Beran	36	-	100	-
Michael Ward	-	-	-	-
Mylyjael Poteat	-	-	3	-
Conner Venable	-	-	-	-



NON-CONFERENCE BREAKDOWN

Team	NET	Result
Coppin State		
South Carolina		
Campbell		
Wofford		
Boise State		
Iowa State/VCU		
TBD		
Auburn		
Valparaiso		
Vermont		
American		



Hunter Cattoor is fifth all-time at VT in career 3-pointers made with 251.



SEASON BREAKDOWN

TECH'S RECORD WHEN...

	2023-24
Overall	0-0
ACC	0-0
At home	0-0
On the road	0-0
At neutral sites	0-0
After a win	0-0
After a loss	0-0
In overtime	0-0
vs. ranked opponents	0-0
Winning the opening tip	0-0
Losing the opening tip	0-0
Decided by 1-4 points or OT	0-0
Decided by 5-10 points	0-0
Decided by 11-20 points	0-0
Decided by 21+ points	0-0
Leading at half	0-0
Tied at half	0-0
Trailing at half	0-0
VT shoots 50% or better	0-0
VT shoots 40-49.9%	0-0
VT shoots less than 40%	0-0
VT out-shoots opponent	0-0
Opp. out-shoots VT	0-0
Opp. shoots 40% or better	0-0
Opp. shoots less than 40%	0-0
VT out-rebounds opponent	0-0
Opp. out-rebounds VT	0-0
Rebounds are tied	0-0
VT has more FT attempts	0-0
Opp. has more FT attempts	0-0
VT makes more 3-pointers	0-0
Opp. makes more 3-pointers	0-0
VT wins turnover battle	0-0
Opp. wins turnover battle	0-0
Turnovers are tied	0-0
VT scores 100+	0-0
VT scores 90-99 points	0-0
VT scores 80-89 points	0-0
VT scores 70-79 points	0-0
VT scores 60-69 points	0-0
VT scores 50-59 points	0-0
VT scores < 50 points	0-0
Opp. scores > 99 points	0-0
Opp. scores 90-99 points	0-0
Opp. scores 80-89 points	0-0
Opp. scores 70-79 points	0-0
Opp. scores 60-69 points	0-0
Opp. scores 50-59 points	0-0
Opp. scores < 50 points	0-0
Playing on Monday	0-0
Playing on Tuesday	0-0
Playing on Wednesday	0-0
Playing on Thursday	0-0
Playing on Friday	0-0
Playing on Saturday	0-0
Playing on Sunday	0-0
In November	0-0
In December	0-0
In January	0-0
In February	0-0
In March	0-0
Playing during the day	0-0
Playing at night	0-0
Wearing White	0-0
Wearing Maroon	0-0
Wearing Orange	0-0
Wearing Black	0-0

STARTING LINEUPS

W/L

0-0 Sean Pedulla, Hunter Cattoor, MJ Collins, Robbie Beran, Lynn Kidd

Margin of Victory/Defeat

	1	2	3	4	5	6	7	8	9	10	11-19	20+
Wins	-	-	-	-	-	-	-	-	-	-	-	-
Losses	-	-	-	-	-	-	-	-	-	-	-	-

Most First Half Points

Virginia Tech -
Opponents -

Most Second Half Points

Virginia Tech -
Opponents -

Fewest First Half Points

Virginia Tech -
Opponents -

Fewest Second Half Points

Virginia Tech -
Opponents -

Largest Halftime Lead

Virginia Tech -
Opponents -

Largest Margin of Victory

Virginia Tech -
Opponents -

MISCELLANEOUS

How 1st Points Were Scored	Rebounds Leader	Blocks Leader	15+ Rebounds
Layup	-	-	-
3FG	-	-	-
Jumper	-	-	-
Dunk	-	-	-
Free Throw	-	-	-
Tip-in	-	-	-
Assists Leader	10+ Points	20+ Rebounds	
-	-	-	
Steals Leader	20+ Points	5+ Assists	
-	-	-	
Scored VT's 1st Points	30+ Points	10+ Assists	
-	-	-	
First Off VT Bench	10+ Rebounds	5+ Steals	
-	-	-	
Points Leader	5+ Blocks		
-	-		
Double-Doubles			
-			
Triple-Doubles			
-			

THE LAST TIME

LAST TIME VIRGINIA TECH...

Scored 100+ points and won	100-64, vs. Delaware State, 11/20/19
Scored 100+ points and lost	100-104 (2OT), vs. Maryland, 2/27/10
Played in OT	65-70 (OT), at Boston College, 12/21/22
Played in consecutive OTs	82-77 (OT), vs. UAB, 11/28/15; 79-81 (OT), vs. Northwestern, 12/1/15
Played in 2OT	79-77 (2OT), vs. North Carolina, 1/22/20
Played in 3OT	95-102 (3OT), vs. Miami (Fla.), 2/19/20
Scored 100+ points	100-64, vs. Delaware State, 11/20/19
Scored 90-99 points	93-87, at Notre Dame, 2/11/23
Scored 80-89 points	82-60, vs. Florida State, 3/4/23
Scored 70-79 points	72-81, at Cincinnati, 3/15/23
Scored 60-69 points	67-64, vs. Notre Dame, 3/7/23
Scored 50-59 points	50-51, at #19 Clemson, 1/21/23
Scored 40-49 points	47-24, at #23 NC State, 2/2/19
Scored 30-39 points	39-65, at #19 Virginia, 1/4/20
Scored 20-29 points	27-40, at McGuire Hospital, 2/2/46
Scored 10-19 points	16-45, at Virginia, 1/30/39
Scored less than 10 points	9-29, vs. North Carolina, 1/12/35
Allowed 100+ points	95-102 (3OT), vs. Miami (Fla.), 1/19/20
Allowed 90-99 points	77-97, vs. NC State, 3/8/23
Allowed 80-89 points	72-81, at Cincinnati, 3/15/23
Allowed 70-79 points	70-76, vs. #13 Miami, 2/21/23
Allowed 60-69 points	67-64, vs. Notre Dame, 3/7/23
Allowed 50-59 points	71-54, at Louisville, 2/28/23
Allowed 40-49 points	74-48, vs. Grambling State, 12/17/22
Allowed 30-39 points	65-39, vs. Radford, 11/15/21
Allowed 20-29 points	47-24, at #23 NC State, 2/2/19
Allowed 10-19 points	60-19, vs. Lynchburg, 1/9/46
Allowed less than 10 points	28-9, vs. Hampden-Sydney, 1/17/1923
Scored at least 60 points in a half	66, 2nd Half, vs. The Citadel, 11/12/17
Largest margin of victory	83 points, vs. Randolph-Macon (87-4), 1/10/1911
Largest margin of victory in ACC	38 points, vs. Wake Forest (84-46), 2/27/21
Defeated a ranked opponent on the road	47-24, at #23 NC State, 2/2/19
Defeated a ranked opponent at home	74-68, vs. #6 Virginia, 2/4/23
Defeated a ranked opponent on a neutral court	82-67, vs. #7 Duke, 3/12/22
Defeated a defending national champion	65-51, vs. #8 Virginia, 1/30/21
Held opponent without a double-figure scorer	65-39, vs. Radford, 11/15/21
Failed to have a double-figure scorer	41-57, vs. Temple, 2/25/96
Had 5 or more players score in double figures	5, vs. Florida State, 3/4/23
Had 6 or more players score in double figures	vs. Cornell, 12/8/21
Had 7 or more players score in double figures	vs. Cornell, 12/8/21
Did not make a 3FG	at Providence, 2/1/03
Opponent did not make a 3FG	vs. Virginia, 2/14/22
Did not shoot a FT in the first half	at Cincinnati, 3/15/23
Did not shoot a FT in the second half	at #10 Virginia, 1/18/23
Opponent did not shoot a FT	vs. Merrimack, 11/21/21
Opponent did not make a FT	vs. Florida State, 3/4/23
Held an opponent under 10 points in a half	9 points, vs. Eastern Michigan (1H), 12/22/11
Held an opponent under 20 points in a half	17 points, vs. Pitt (1H), 2/7/22
Had double-figure blocked shots	10, 84-46, vs. Wake Forest, 2/27/21
Came back from a double-figure deficit to win	10 points, vs. Grambling State, 12/17/22
Lost a double-digit lead	11 points, at Boston College, 1/22/22
Led by 20 or more points at halftime	21 points, vs. Dayton, 12/7/22
Had 20-29 assists in a game	21, vs. Florida State, 3/4/23
Had 30 or more assists	36, vs. The Citadel, 11/12/17
Held a team under 20 percent from the floor	16.7%, at No. 23/22 NC State, 2/2/19
Held a team under three made FGs in a half	2 FG, vs. Notre Dame, 1/10/21
Won an ACC Tournament Championship	82-67, vs. #7 Duke, 3/12/22
Won an NCAA Tournament game	67-58, vs. Liberty, 3/24/19

WHAT'S A HOKIE?

The answer leads all the way back to 1896 when Virginia Agricultural and Mechanical College changed its name to Virginia Polytechnic Institute. With the change came the necessity for writing a new cheer and a contest for such a purpose was held by the student body.



Senior O.M. Stull won first prize for his "Hokie" yell which is still used today. Later, when asked if "Hokie" had any special meaning, Stull explained the word was solely the product of his imagination and was used only as an attention-getter for his yell. It soon became a nickname for all Tech teams and for those people loyal to Tech athletics.

The official university school colors - Chicago Maroon and Burnt Orange - also were introduced in 1896. The colors were chosen by a committee because they made a 'unique combination' not worn elsewhere at the time. The official definition of "Hokie" is "a loyal Virginia Tech Fan."



OUR NAME


When referring to our name, we ask that you use Virginia Tech, Hokies or Tech - and not 'Vah Tech.' Thank you!

THE LAST TIME

LAST TIME A VIRGINIA TECH PLAYER...

Recorded a double-double	Justyn Mutts (18 pts./13 rebs.), vs. Notre Dame, 3/7/23
Recorded a triple-double	Justyn Mutts (12 pts./14 rebs./11 ast.), vs. Syracuse, 2/12/22
Two Tech players recorded double-doubles in same game	Keve Aluma (14 pts./12 rebs.) & Justyn Mutts (14 pts./11 rebs.), at Notre Dame, 1/27/21
Two Tech players recorded double-doubles in consecutive games	vs. North Carolina (ACC Tournament), 3/13/09; vs. Duquesne (NIT), 3/18/09
Had five or more steals	Sean Pedulla (5), at Georgia Tech, 2/15/23
Had 10 or more assists in a game	Justyn Mutts (11), vs. Syracuse, 2/12/22
Had 20 or more rebounds in a game	Jeff Allen (21), vs. Longwood, 12/14/08
Two Tech players with double-figure rebounds	Grant Basile (10) and Lynn Kidd (10), vs. Delaware State, 11/7/22
Two Tech players had five or more assists	Justyn Mutts (9) & Sean Pedulla (5), at Notre Dame, 2/11/23
Three Tech players had five or more assists	Justyn Mutts (8), Hunter Cattoor (8) & Grant Basile (5), vs. Syracuse, 1/28/23
Four Tech players had five or more assists	Kerry Blackshear Jr. (8), Devin Wilson (7), Justin Robinson (7) & Chris Clarke (5), vs. The Citadel, 11/12/17
Three Tech players made five or more 3FG	Nahiem Alleyne (5), Jalen Cone (5) & Isaiah Wilkins (5), vs. Delaware State, 11/20/19
Eight or more Tech players made a 3FG	8 players, at Pitt, 2/5/22
Two Tech players scored 20 or more points	Hunter Cattoor (20) & Sean Pedulla (20), at Miami, 1/31/23
Three Tech players scored 20 or more points	Nickeil Alexander-Walker (25), Ahmed Hill (23) & Justin Robinson (23), vs. #23 Purdue, 11/18/18
Two Tech players scored 20 or more points in consecutive games	Nickeil Alexander-Walker & Kerry Blackshear Jr., 11/10/17 & 11/12/17
Tech player scored 30 or more points in consecutive games	Grant Basile, 2/8/23 & 2/11/23
Tech freshman scored 20 or more points in a game	Sean Pedulla (20), at Florida State, 1/29/22
Three Tech freshmen scored in double figures in a game	Hunter Cattoor (14), Jalen Cone (11) & Lander Nolley II (10), vs. North Carolina, 3/10/20
Four Tech freshmen scored in double figures in a game	Landers Nolley II (21), Tyrece Radford (21), Jalen Cone (15) & Nahiem Alleyne (10), at Wake Forest, 1/14/20
Tech player scored 30-39 points in a game	Grant Basile (33), at Notre Dame, 2/11/23
Tech player scored 40-49 points in a game	Dorenzo Hudson (41), vs. Seton Hall, 1/2/10
Tech player scored 50+ points in a game	Bimbo Coles (51), vs. Southern Miss, 2/6/88
Tech player had consecutive double-doubles	Justyn Mutts, 11/17/22, 11/18/22
Tech player had three consecutive double-doubles	Keve Aluma, 1/27/21, 1/30/21, 2/3/21
Tech freshman had consecutive double-doubles	Kerry Blackshear Jr., 12/13/15, 12/19/15
Tech allowed a triple-double	Dennis Smith Jr. (27 pts./11 rebs./11 ast.), at NC State, 1/4/17
Tech had a walk-on score double figures	Christian Beyer (13), vs. Alabama A&M, 12/14/14





MIKE YOUNG

Head Coach | Fifth Season at Virginia Tech

2020-21 ACC Coach of the Year

CAREER RECORDS

Overall Record	372-295
Conference Games	210-162
Non-Conference Games	157-130
Conference Tournament	25-15
NCAA Tournament	1-7
Overtime Games	20-17
One-Point Games	12-15
vs. AP Top 25	9-29

VS. CURRENT ACC HEAD COACHES

Coach	All	VT	Wofford
Earl Grant	0-3	0-3	-
Brad Brownell	4-5	4-3	0-2
Jon Scheyer	1-1	1-1	-
Leonard Hamilton	2-1	2-1	-
Josh Pastner	3-4	2-3	1-1
Kenny Payne	1-0	1-0	-
Jim Larrañaga	4-6	3-5	1-1
Kevin Keatts	2-3	2-3	-
Hubert Davis	2-2	2-2	-
Micah Shrewsberry	1-0	1-0	-
Jeff Capel III	4-1	4-1	-
Jim Boeheim	3-3	3-3	-
Tony Bennett	3-5	3-4	0-1
Steve Forbes	8-5	2-2	6-3
Total	38-39	30-31	8-8

vs. Coach Young

Earl Grant	3-0 at BC
Brad Brownell	5-4 at Clemson
Jon Scheyer	1-1 at Duke
Leonard Hamilton	1-2 at Florida State
Josh Pastner	4-3 at Georgia Tech
Kenny Payne	0-1 at Louisville
Jim Larrañaga	0-1 at GMU; 6-3 at Miami
Kevin Keatts	3-2 at NC State
Hubert Davis	2-2 at UNC
Micah Shrewsberry	0-1 at Penn State
Jeff Capel III	1-4 at Pitt
Jim Boeheim	3-3 at Syracuse
Tony Bennett	5-3 at UVA
Steve Forbes	3-6 at ETSU; 2-2 at Wake

▶ COACH YOUNG: CAREER BREAKDOWN

Season	School	Overall	Conference	Finish	Postseason	Ranking	RPI/NET
2002-03	Wofford	14-15 .483	8-8 .500	T6th	-	-/-	219
2003-04	Wofford	9-20 .310	4-12 .250	T10th	-	-/-	273
2004-05	Wofford	14-14 .500	7-9 .438	8th	-	-/-	225
2005-06	Wofford	11-18 .379	6-9 .400	9th	-	-/-	287
2006-07	Wofford	10-20 .333	5-13 .278	T9th	-	-/-	295
2007-08	Wofford	16-16 .500	8-12 .400	8th	-	-/-	191
2008-09	Wofford	16-14 .533	12-8 .600	4th	-	-/-	177
2009-10	Wofford	26-9 .743	15-3 .833	1st	NCAA First Round	-/-	73
2010-11	Wofford	21-13 .618	14-4 .778	T1st	NCAA First Round	-/-	105
2011-12	Wofford	19-14 .576	12-6 .667	T2nd	CBI	-/-	178
2012-13	Wofford	13-19 .406	7-11 .389	T8th	-	-/-	253
2013-14	Wofford	20-13 .606	11-5 .688	T3rd	NCAA First Round	-/-	152
2014-15	Wofford	28-7 .800	16-2 .889	1st	NCAA First Round	RV/-	49
2015-16	Wofford	15-17 .469	11-7 .611	T3rd	-	-/-	202
2016-17	Wofford	16-17 .485	10-8 .556	T4th	-	-/-	189
2017-18	Wofford	21-13 .618	11-7 .611	T4th	CIT	-/-	141
2018-19	Wofford	30-5 .857	18-0 1.000	1st	NCAA Second Round	19/18	14
Totals	17 Seasons	299-244 .551	175-124 .585				
2019-20	Virginia Tech	16-16 .500	7-13 .350	T10th	-	-/-	92
2020-21	Virginia Tech	15-7 .682	9-4 .692	3rd	NCAA First Round	25/RV	51
2021-22	Virginia Tech	23-13 .639	11-9 .550	7th	NCAA First Round	RV/RV	27
2022-23	Virginia Tech	19-15 .559	8-12 .400	11th	NIT First Round	-/-	75
2023-24	Virginia Tech	0-0 .000	0-0 .000	-	-	-/-	-
Totals	5 Seasons	73-51 .589	35-38 .479				
Overall	22 Seasons	372-295 .558	210-162 .565				

▶ THE YOUNG FILE

Born	5/1/1963
Hometown	Radford, Virginia
Wife	Margaret
Children	Cooper, Davis
Education	Emory & Henry, 1986
Joined Tech Staff	4/7/2019
Years as College Head Coach	22
Years as College Coach	38

Coaching Career

1986-88	Assistant Coach, Emory & Henry
1988-89	Assistant Coach, Radford
1989-02	Assistant Coach, Wofford
2002-19	Head Coach, Wofford
2019-pr.	Head Coach, Virginia Tech

▶ ACCOMPLISHMENTS

Seven NCAA Tournaments

2022, 2021, 2019, 2015, 2014, 2011, 2010

One ACC Tournament Championship

2022

Five SoCon Tournament Championships

2019, 2015, 2014, 2011, 2010

Four SoCon Regular-Season Titles

2019, 2015, 2011, 2010

Two-time National Coach of the Year

2019 (Sporting News), 2010 (Hugh Durham)

Three AP All-America Selections

Fletcher Magee (2018-19), Karl Cochran (2014-15), Noah Dahlman (2009-10)

O HUNTER CATTOOR

GRADUATE STUDENT Guard | 6-3 | 200 | M.A. in Education, Liberal Arts and Human Sciences
Orlando, Florida | Bishop Moore



SEASON/CAREER BESTS

POINTS

Season -
Career 31 vs. Duke (3/12/22)

REBOUNDS

Season -
Career 9 vs. Radford (11/15/21)

ASSISTS

Season -
Career 8 vs. Syracuse (1/28/23)

BLOCKS

Season -
Career 3 vs. Wake Forest (2/27/21)

STEALS

Season -
Career 4 (2x), last vs. Miami (2/21/23)

MINUTES

Season -
Career 40 (3x), last vs. Miami (2/21/23)

FIELD GOALS MADE

Season -
Career 11 vs. Duke (3/12/22)

FIELD GOALS ATTEMPTED

Season -
Career 16 vs. Duke (3/12/22)

3-PT. FIELD GOALS MADE

Season -
Career 9 at Florida State (1/29/22)

3-PT. FIELD GOALS ATTEMPTED

Season -
Career 11 at Florida State (1/29/22)

FREE THROWS MADE

Season -
Career 7 vs. Oklahoma State (12/11/22)

FREE THROWS ATTEMPTED

Season -
Career 8 (2x), last vs. Oklahoma St. (12/11/22)

CAREER STATS

SEASON	TEAM	GP-GS	MIN/AVG	FG-FGA	FG%	3FG-3FGA	3FG%	FT-FTA	FT%	OFF	DEF	TOT	AVG	PF-FO	A	TO	BLK	STL	PTS	AVG
2019-20	VT	31-3	628/20.3	69-165	.418	51-127	.402	14-22	.636	4	73	77	2.5	44-0	35	16	4	31	203	6.5
2020-21	VT	22-2	492/22.3	57-125	.456	39-90	.433	34-43	.791	2	39	41	1.9	34-1	30	26	11	20	187	8.5
2021-22	VT	36-36	1183/32.9	121-278	.435	83-199	.417	36-50	.720	12	131	143	4.0	80-0	73	36	6	39	361	10.0
2022-23	VT	30-30	1024/34.1	104-242	.430	78-184	.424	39-51	.765	8	104	112	3.7	56-0	71	28	4	30	325	10.8
TOTAL		119-71	3327/28.0	351-810	.433	251-600	.418	123-166	.741	26	347	373	3.1	214-1	209	106	25	120	1076	9.0

- Got engaged to Chloe Brooks in June 2023. *Last name pronounced: kuh-TOUR*
- 2022 ACC Tournament MVP; 31 points vs. Duke in title game.
- MVP of Basketball Hall of Fame Shootout vs. St. Bonaventure.
- One of Tech's top threats from three.
- Had 12 games of hitting three or more 3FGs in back-to-back seasons (2020-22).
- Reached double-figure scoring 17 times as a junior.
- Erupted for nine 3-pointers (tied single-game program record) at Florida State, which was the turning point in the Hokies' 2021-22 season.
- Originally committed to Wofford, but signed with the Hokies after Virginia Tech's hiring of Mike Young.
- Four-year letterwinner at Bishop Moore High School.
- Scored 1,420 points in high school. Was a 3-star recruit (247 Sports).
- Also played quarterback on Bishop Moore's football team.
- Wants to coach basketball when playing career is over.

2023-24 GAME-BY-GAME STATS

Opponent	Date	GS	MIN	Total		3-Pointers		Free throws		Rebounds				PF	A	TO	BLK	STL	PTS	AVG	
				FG-FGA	PCT	3FG-3FGA	PCT	FT-FTA	PCT	OFF	DEF	TOT	AVG								
Delaware St.	11/07/2022	*	25:22	2-6	.333	1-4	.250	1-2	.500	1	2	3	3.0	0	2	0	2	0	6	6.0	
Lehigh	11/10/2022	*	29:19	2-4	.500	1-3	.333	1-2	.500	0	1	1	2.0	1	4	1	0	0	6	6.0	
William & Mary	11/13/2022	*	29:18	7-11	.636	6-10	.600	2-2	1.000	0	3	3	2.3	1	3	0	0	0	22	11.3	
vs Old Dominion	11/17/2022	*	30:09	3-7	.429	2-4	.500	2-2	1.000	0	3	3	2.5	3	0	0	0	0	10	11.0	
vs Penn St.	11/18/2022	*	38:04	1-6	.167	1-5	.200	0-0	.000	0	4	4	2.8	1	1	0	0	4	3	9.4	
at Col. of Charleston	11/20/2022	*	38:07	7-13	.538	3-7	.429	0-2	.000	0	5	5	3.2	1	1	2	0	2	17	10.7	
Charleston So.	11/25/2022	*	33:31	2-10	.200	2-6	.333	2-2	1.000	2	5	7	3.7	3	4	1	0	0	8	10.3	
Minnesota	11/28/2022	*	31:07	2-6	.333	2-4	.500	0-0	.000	0	6	6	4.0	1	1	2	0	0	6	9.8	
North Carolina	12/04/2022	*	29:12	5-7	.714	3-4	.750	0-1	.000	0	3	3	3.9	3	1	0	0	0	13	10.1	
Dayton	12/07/2022	*	32:36	3-8	.375	1-6	.167	0-0	.000	0	3	3	3.8	1	0	0	0	1	7	9.8	
vs Oklahoma St.	12/11/2022	*	35:05	1-5	.200	0-3	.000	7-8	.875	0	6	6	4.0	1	1	1	0	3	9	9.7	
Grambling	12/17/2022	*	25:16	4-8	.500	4-8	.500	1-2	.500	0	4	4	4.0	2	1	0	0	0	13	10.0	
at Boston College	12/21/2022	*	29:54	2-5	.400	1-3	.333	0-0	.000	0	5	5	4.1	3	1	2	0	1	5	9.6	
at Virginia	01/18/2023	*	34:04	4-8	.500	3-6	.500	0-0	.000	1	5	6	4.2	2	5	1	0	0	11	9.7	
at Clemson	01/21/2023	*	36:43	2-8	.250	2-7	.286	0-0	.000	0	4	4	4.2	0	3	2	0	1	6	9.5	
Duke	01/23/2023	*	40:00	5-10	.500	5-10	.500	0-1	.000	0	2	2	4.1	0	0	0	0	2	15	9.8	
Syracuse	01/28/2023	*	35:54	6-10	.600	6-10	.600	2-2	1.000	0	3	3	4.0	2	8	2	0	1	20	10.4	
at Miami (FL)	01/31/2023	*	39:03	6-10	.600	3-6	.500	5-5	1.000	1	3	4	4.0	0	4	2	0	1	20	10.9	
Virginia	02/04/2023	*	34:00	3-10	.300	3-7	.429	1-3	.333	0	4	4	4.0	2	2	1	0	0	10	10.9	
Boston College	02/08/2023	*	38:00	2-10	.200	2-9	.222	2-2	1.000	0	4	4	4.0	2	3	3	0	0	8	10.8	
at Notre Dame	02/11/2023	*	35:49	2-3	.667	2-3	.667	2-2	1.000	0	4	4	4.0	2	3	0	0	1	8	10.6	
at Georgia Tech	02/15/2023	*	40:00	3-7	.429	3-7	.429	2-2	1.000	0	7	7	4.1	3	3	0	0	1	11	10.6	
Pittsburgh	02/18/2023	*	32:09	4-7	.571	3-4	.750	1-3	.333	0	5	5	4.2	3	3	0	2	0	12	10.7	
Miami (FL)	02/21/2023	*	40:00	5-11	.455	5-10	.500	0-0	.000	2	4	6	4.3	4	4	0	0	4	15	10.9	
at Duke	02/25/2023	*	37:41	2-4	.500	0-2	.000	2-2	1.000	0	0	0	4.1	3	0	3	0	1	6	10.7	
at Louisville	02/28/2023	*	34:26	4-12	.333	3-10	.300	0-0	.000	0	1	1	4.0	2	4	0	0	2	11	10.7	
Florida St.	03/04/2023	*	33:30	4-9	.444	4-9	.444	2-2	1.000	0	2	2	3.9	2	4	1	0	1	14	10.8	
vs Notre Dame	03/07/2023	*	38:37	3-6	.500	3-4	.750	2-2	1.000	1	2	3	3.9	2	2	1	0	2	11	10.8	
vs NC State	03/08/2023	*	32:15	3-10	.300	1-6	.167	2-2	1.000	0	2	2	3.8	2	1	2	0	1	9	10.8	
at Cincinnati	03/15/2023	*	35:02	5-11	.455	3-7	.429	0-0	.000	0	2	2	3.7	4	2	1	0	1	13	10.8	
Totals			30	1024:14	104-242	.430	78-184	.424	39-51	.765	8	104	112	3.7	56	71	28	4	30	325	10.8

Player Averages

Games Played	Minutes/game	Points/game	FG Pct	3FG Pct	FT Pct	Rebounds/game	Assists/game	Turnovers/game	Assist/Turnover ratio	Steals/game	Blocks/game
30	34.1	10.8	43.0	42.4	76.5	3.7	2.4	0.9	2.5	1.0	0.1

PRODUCTION TRACKER

	This Season	Career
Scored 10+ Points	-	55
Scored 20+ Points	-	6
Led Tech in Scoring	-	11
Made 3+ 3FGs	-	40
Led Tech in 3FGM	-	46
Shot over 40% from 3	-	65
Had a Double-Double	-	-
Had Multiple Assists	-	57
Had Multiple Steals	-	33



2 MJ COLLINS

SOPHOMORE Guard | 6-4 | 195 | Communication
Clover, South Carolina | Combine Academy



SEASON/CAREER BESTS

POINTS

Season -
Career 12 at Notre Dame (2/11/23)

REBOUNDS

Season -
Career 8 vs. UNC (12/4/22)

ASSISTS

Season -
Career 4 (3x), last at Cincinnati (3/15/23)

BLOCKS

Season -
Career -

STEALS

Season -
Career 2 (2x), last at Cincinnati (3/15/23)

MINUTES

Season -
Career 36 vs. Pitt (2/18/23)

FIELD GOALS MADE

Season -
Career 4 (2x), last at Notre Dame (2/11/23)

FIELD GOALS ATTEMPTED

Season -
Career 7 (4x), last at Notre Dame (2/11/23)

3-PT. FIELD GOALS MADE

Season -
Career 3 vs. Syracuse (1/28/23)

3-PT. FIELD GOALS ATTEMPTED

Season -
Career 5 (2x), last vs. Florida St. (3/4/23)

FREE THROWS MADE

Season -
Career 6 at Louisville (2/28/23)

FREE THROWS ATTEMPTED

Season -
Career 6 at Louisville (2/28/23)

- Should see a jump in production as a sophomore; has focused a great deal of time on his 3-point shot in the offseason.
- Coach Young would like to see MJ defend the opponent's best guard, taking that load off Cattoor.
- Hit the game-winning shot against Duke on Jan. 23, 2023.
- A two-year letterwinner at Westminster Catawba before transferring to Combine Academy for his senior season.
- Combine ended the season ranked No. 20 in the country with a 25-5 record and a state championship in 2021-22.
- All-state, all-conference and the Male Athlete of the Year after averaging 23 points per game as a junior.
- Tabbed the second-best player in the state of South Carolina and the 27th-best combo guard nationally, according to 247Sports.
- Four-star recruit and ranked 22nd at his position by ESPN.
- Chose the Hokies over Clemson, Oklahoma, Providence, South Florida and East Tennessee State.
- His sister, Reneazia, won three state championships in track.

2023-24 GAME-BY-GAME STATS

Opponent	Date	GS	MIN	Total		3-Pointers		Free throws		Rebounds				PF	A	TO	BLK	STL	PTS	AVG	
				FG-FGA	PCT	3FG-3FGA	PCT	FT-FTA	PCT	OFF	DEF	TOT	AVG								
Delaware St.	11/07/2022		22:25	2-7	.286	0-2	.000	0-0	.000	0	2	2	2.0	0	2	1	0	1	4	4.0	
Lehigh	11/10/2022		24:02	2-5	.400	1-3	.333	0-0	.000	0	0	0	1.0	1	1	0	0	1	5	4.5	
William & Mary	11/13/2022		16:08	2-7	.286	1-3	.333	2-2	1.000	0	0	0	0.7	4	0	0	0	0	7	5.3	
vs Old Dominion	11/17/2022		19:39	1-2	.500	0-0	.000	0-0	.000	0	1	1	0.8	1	2	0	0	0	2	4.5	
vs Penn St.	11/18/2022		15:45	0-2	.000	0-2	.000	2-2	1.000	1	3	4	1.4	2	1	0	0	0	2	4.0	
at Col. of Charleston	11/20/2022		25:04	2-6	.333	0-3	.000	1-1	1.000	1	3	4	1.8	3	2	1	0	0	5	4.2	
Charleston So.	11/25/2022		15:42	0-2	.000	0-1	.000	0-0	.000	0	1	1	1.7	0	0	0	0	0	0	3.6	
Minnesota	11/28/2022		20:48	1-2	.500	1-2	.500	0-0	.000	0	3	3	1.9	1	2	0	0	0	3	3.5	
North Carolina	12/04/2022		21:03	2-7	.286	1-4	.250	3-4	.750	5	3	8	2.6	3	1	0	0	0	8	4.0	
Dayton	12/07/2022		21:56	1-4	.250	0-2	.000	0-0	.000	0	2	2	2.5	0	3	0	0	0	2	3.8	
vs Oklahoma St.	12/11/2022		13:47	1-3	.333	0-2	.000	0-0	.000	0	1	1	2.4	0	0	0	0	0	2	3.6	
Grambling	12/17/2022		22:12	2-3	.667	0-1	.000	0-1	.000	0	2	2	2.3	1	3	2	0	1	4	3.7	
at Boston College	12/21/2022		21:42	0-2	.000	0-1	.000	0-0	.000	0	5	5	2.5	0	1	1	0	0	0	3.4	
at Wake Forest	12/31/2022		27:36	1-4	.250	1-2	.500	0-0	.000	0	3	3	2.6	4	1	1	0	0	3	3.4	
Clemson	01/04/2023		09:28	0-1	.000	0-0	.000	0-0	.000	0	2	2	2.5	0	0	1	0	0	0	3.1	
NC State	01/07/2023 *		28:16	3-5	.600	0-1	.000	0-0	.000	1	1	2	2.5	0	3	0	0	0	6	3.3	
at Syracuse	01/11/2023 *		20:20	0-3	.000	0-1	.000	0-0	.000	1	1	2	2.5	1	0	0	0	0	0	3.1	
at Virginia	01/18/2023		19:05	3-5	.600	2-3	.667	0-0	.000	1	3	4	2.6	0	0	0	0	0	8	3.4	
at Clemson	01/21/2023		27:45	2-3	.667	2-2	1.000	0-0	.000	0	1	1	2.5	1	0	0	0	1	6	3.5	
Duke	01/23/2023		21:45	2-4	.500	1-2	.500	1-2	.500	1	4	5	2.6	3	1	1	0	0	6	3.7	
Syracuse	01/28/2023 *		34:09	4-6	.667	3-5	.600	0-0	.000	1	0	1	2.5	4	0	2	0	2	11	4.0	
at Miami (FL)	01/31/2023 *		30:30	1-4	.250	0-1	.000	0-0	.000	0	2	2	2.5	1	1	2	0	0	2	3.9	
Virginia	02/04/2023 *		34:51	2-5	.400	0-1	.000	1-2	.500	1	4	5	2.6	2	0	1	0	0	5	4.0	
Boston College	02/08/2023 *		28:37	0-1	.000	0-1	.000	0-0	.000	0	3	3	2.6	0	2	0	0	0	0	3.8	
at Notre Dame	02/11/2023 *		34:48	4-7	.571	1-3	.333	3-3	1.000	0	2	2	2.6	2	0	1	0	0	12	4.1	
at Georgia Tech	02/15/2023 *		21:54	1-5	.200	1-2	.500	0-0	.000	1	4	5	2.7	3	2	1	0	0	3	4.1	
Pittsburgh	02/18/2023 *		35:55	1-5	.200	0-2	.000	3-4	.750	1	0	1	2.6	1	2	0	0	0	5	4.1	
Miami (FL)	02/21/2023 *		32:15	2-5	.400	1-2	.500	0-0	.000	0	1	1	2.6	0	4	0	0	1	5	4.1	
at Duke	02/25/2023 *		23:25	1-4	.250	0-1	.000	0-1	.000	0	1	1	2.5	1	2	0	0	0	2	4.1	
at Louisville	02/28/2023 *		30:03	1-5	.200	0-3	.000	6-6	1.000	1	0	1	2.5	0	3	1	0	1	8	4.2	
Florida St.	03/04/2023 *		32:33	3-6	.500	2-5	.400	2-2	1.000	0	1	1	2.4	2	4	1	0	1	10	4.4	
vs Notre Dame	03/07/2023 *		30:23	1-5	.200	0-3	.000	0-0	.000	0	2	2	2.4	3	0	1	0	0	2	4.3	
vs NC State	03/08/2023 *		32:54	1-4	.250	0-1	.000	0-0	.000	0	1	1	2.4	0	2	0	0	1	2	4.2	
at Cincinnati	03/15/2023 *		23:18	0-2	.000	0-1	.000	0-0	.000	0	2	2	2.4	2	4	0	0	2	0	4.1	
Totals			16	840:02	49-141	.348	18-68	.265	24-30	.800	16	64	80	2.4	46	49	18	0	12	140	4.1

Player Averages

Games Played	Minutes/game	Points/game	FG Pct	3FG Pct	FT Pct	Rebounds/game	Assists/game	Turnovers/game	Assist/Turnover ratio	Steals/game	Blocks/game
34	24.7	4.1	34.8	26.5	80.0	2.4	1.4	0.5	2.7	0.4	0.0

PRODUCTION TRACKER

	This Season	Career
Scored 10+ Points	-	3
Scored 20+ Points	-	-
Led Tech in Scoring	-	-
Made multiple 3FGs	-	4
Led Tech in 3FGM	-	2
Shot over 40% from 3	-	9
Had a Double-Double	-	-
Had Multiple Assists	-	16
Had Multiple Steals	-	2



CAREER STATS

SEASON	TEAM	GP-GS	MIN/AVG	FG-FGA	FG%	3FG-3FGA	3FG%	FT-FTA	FT%	OFF	DEF	TOT	AVG	PF-FO	A	TO	BLK	STL	PTS	AVG
2022-23	VT	34-16	840/24.7	49-141	.348	18-68	.265	24-30	.800	16	64	80	2.4	46-0	49	18	0	12	140	4.1
TOTAL		34-16	840/24.7	49-141	.348	18-68	.265	24-30	.800	16	64	80	2.4	46-0	49	18	0	12	140	4.1

3 SEAN PEDULLA

JUNIOR Guard | 6-1 | 195 | Sports Media and Analytics
Edmond, Oklahoma | Edmond Memorial



SEASON/CAREER BESTS

POINTS

Season -
Career 25 vs. Florida State (3/4/23)

REBOUNDS

Season -
Career 7 at Clemson (1/21/23)

ASSISTS

Season -
Career 8 vs. Delaware State (11/7/22)

BLOCKS

Season -
Career 1 (7x), last at Louisville (2/28/23)

STEALS

Season -
Career 5 at Georgia Tech (2/15/23)

MINUTES

Season -
Career 44 at Boston College (12/21/22)

FIELD GOALS MADE

Season -
Career 9 vs. Lehigh (11/10/22)

FIELD GOALS ATTEMPTED

Season -
Career 18 (3x), last at Clemson (1/21/23)

3-PT. FIELD GOALS MADE

Season -
Career 6 (2x), last vs. Florida St. (3/4/23)

3-PT. FIELD GOALS ATTEMPTED

Season -
Career 11 at Syracuse (1/11/23)

FREE THROWS MADE

Season -
Career 10 vs. Texas (3/18/22)

FREE THROWS ATTEMPTED

Season -
Career 10 vs. Texas (3/18/22)

CAREER STATS

SEASON	TEAM	GP-GS	MIN/AVG	FG-FGA	FG%	3FG-3FGA	3FG%	FT-FTA	FT%	OFF	DEF	TOT	AVG	PF-FO	A	TO	BLK	STL	PTS	AVG
2021-22	VT	36-0	464/12.9	62-145	.428	34-76	.447	36-40	.900	6	36	42	1.2	54-2	47	31	1	21	194	5.4
2022-23	VT	34-34	1212/35.6	179-430	.416	67-195	.344	85-99	.859	14	109	123	3.6	95-4	130	71	6	41	510	15.0
TOTAL		70-34	1675/23.9	241-575	.419	101-271	.373	121-139	.871	20	145	165	2.4	149-6	177	102	7	62	704	10.1

- Enters Year 2 of starting at point guard for the Hokies. *Last name pronounced: puh-DOOL-uh*
- Should emerge as a key leader on and off the court for Tech.
- Averaged 35.6 minutes per game as a sophomore – a lot of responsibility and experience gained.
- Solid sharpshooter from downtown – shot over 40% from three 18 times as a freshman.
- Posted a career-high 25 points vs. Florida State on March 4, 2023.
- Guided Edmond Memorial to three state tournaments.
- Two-time all-state selection and COAC Offensive Player of the Year that averaged 17.6 points a game as a senior.
- Rated the 165th-best prospect in the 2021 class on 247Sports.
- Tabbed the second-best player in the state of Oklahoma and the 25th-best point guard nationally, according to 247Sports.
- Chose the Hokies over Minnesota and Oklahoma State.
- One of Dominic and Bernadette Pedulla's nine children. His siblings JJ, Edmund and Claire won state championships in high school basketball, while Brendan won a state championship in rugby.

2023-24 GAME-BY-GAME STATS

Opponent	Date	GS	MIN	Total FG-FGA	PCT	3FG-3FGA	PCT	FT-FTA	PCT	OFF	DEF	TOT	AVG	PF	A	TO	BLK	STL	PTS	AVG	
Delaware St.	11/07/2022	*	28:11	5-12	.417	5-8	.625	3-4	.750	0	4	4	4.0	1	8	2	0	1	18	18.0	
Lehigh	11/10/2022	*	32:12	9-17	.529	1-5	.200	1-1	1.000	0	3	3	3.5	0	2	0	1	0	20	19.0	
William & Mary	11/13/2022	*	35:58	7-11	.636	4-7	.571	4-4	1.000	1	3	4	3.7	2	4	1	1	1	22	20.0	
vs Old Dominion	11/17/2022	*	34:10	7-15	.467	2-5	.400	2-5	.400	0	4	4	3.8	2	7	1	0	0	18	19.5	
vs Penn St.	11/18/2022	*	37:55	5-13	.385	0-6	.000	0-0	.000	0	1	1	3.2	1	3	1	0	3	10	17.6	
at Col. of Charleston	11/20/2022	*	33:14	7-15	.467	1-5	.200	2-2	1.000	0	3	3	3.2	3	3	4	0	2	17	17.5	
Charleston So.	11/25/2022	*	36:46	6-10	.600	1-2	.500	2-3	.667	0	4	4	3.3	1	3	1	0	0	15	17.1	
Minnesota	11/28/2022	*	35:32	8-13	.615	1-3	.333	0-0	.000	1	3	4	3.4	2	2	1	0	0	17	17.1	
North Carolina	12/04/2022	*	35:16	5-14	.357	1-5	.200	3-4	.750	0	4	4	3.4	4	4	2	0	0	14	16.8	
Dayton	12/07/2022	*	27:47	8-13	.615	2-5	.400	1-1	1.000	0	1	1	3.2	5	2	1	0	2	19	17.0	
vs Oklahoma St.	12/11/2022	*	39:05	6-16	.375	2-4	.500	2-3	.667	1	4	5	3.4	3	4	1	0	1	16	16.9	
Grambling	12/17/2022	*	32:39	5-12	.417	4-8	.500	7-9	.778	1	4	5	3.5	1	6	3	0	2	21	17.3	
at Boston College	12/21/2022	*	43:36	7-16	.438	1-5	.200	3-3	1.000	1	1	2	3.4	5	5	4	0	0	18	17.3	
at Wake Forest	12/31/2022	*	38:03	6-18	.333	1-9	.111	5-5	1.000	1	3	4	3.4	4	7	3	0	3	18	17.4	
Clemson	01/04/2023	*	36:37	5-18	.278	4-9	.444	0-0	.000	0	5	5	3.5	4	4	3	1	0	14	17.1	
NC State	01/07/2023	*	40:00	5-13	.385	1-3	.333	8-8	1.000	1	4	5	3.6	4	4	4	0	1	19	17.3	
at Syracuse	01/11/2023	*	40:00	3-15	.200	2-11	.182	2-2	1.000	0	6	6	3.8	3	7	2	0	2	10	16.8	
at Virginia	01/18/2023	*	40:00	4-9	.444	2-6	.333	0-0	.000	0	1	1	3.6	4	3	2	1	2	10	16.4	
at Clemson	01/21/2023	*	35:40	2-14	.143	1-7	.143	2-2	1.000	1	6	7	3.8	2	2	3	0	4	7	15.9	
Duke	01/23/2023	*	38:47	4-8	.500	3-5	.600	5-5	1.000	0	2	2	3.7	1	5	2	0	2	16	16.0	
Syracuse	01/28/2023	*	17:29	1-4	.250	1-3	.333	3-4	.750	0	3	3	3.7	4	2	2	0	2	6	15.5	
at Miami (FL)	01/31/2023	*	40:00	6-10	.600	2-5	.400	6-6	1.000	0	1	1	3.5	3	3	6	0	2	20	15.7	
Virginia	02/04/2023	*	34:22	6-13	.462	2-6	.333	8-9	.889	0	5	5	3.6	4	2	1	0	1	22	16.0	
Boston College	02/08/2023	*	36:52	4-13	.308	3-9	.333	1-2	.500	0	4	4	3.6	5	2	1	0	0	12	15.8	
at Notre Dame	02/11/2023	*	40:00	4-7	.571	1-3	.333	3-3	1.000	0	1	1	3.5	4	5	0	0	1	12	15.6	
at Georgia Tech	02/15/2023	*	40:00	5-17	.294	1-8	.125	0-0	.000	2	1	3	3.5	3	4	2	0	5	11	15.5	
Pittsburgh	02/18/2023	*	38:32	4-9	.444	2-3	.667	2-2	1.000	1	5	6	3.6	2	5	1	0	2	12	15.3	
Miami (FL)	02/21/2023	*	36:30	6-15	.400	2-9	.222	3-3	1.000	1	5	6	3.7	4	4	3	0	0	17	15.4	
at Duke	02/25/2023	*	33:44	5-14	.357	2-4	.500	0-0	.000	0	5	5	3.7	1	1	0	1	0	12	15.3	
at Louisville	02/28/2023	*	36:29	4-11	.364	2-4	.500	0-0	.000	0	5	5	3.8	1	5	2	1	1	10	15.1	
Florida St.	03/04/2023	*	30:37	8-12	.667	6-8	.750	3-3	1.000	1	1	2	3.7	2	1	4	0	0	25	15.4	
vs Notre Dame	03/07/2023	*	36:13	4-9	.444	1-4	.250	4-6	.667	0	3	3	3.7	3	2	3	0	1	13	15.3	
vs NC State	03/08/2023	*	33:06	3-10	.300	3-6	.500	0-0	.000	0	3	3	3.7	2	4	3	0	0	9	15.2	
at Cincinnati	03/15/2023	*	36:09	5-14	.357	0-5	.000	0-0	.000	1	1	2	3.6	5	5	2	0	0	10	15.0	
Totals			34	1211:32	179-430	.416	67-195	.344	85-99	.859	14	109	123	3.6	95	130	71	6	41	510	15.0

Player Averages

Games Played	Minutes/game	Points/game	FG Pct	3FG Pct	FT Pct	Rebounds/game	Assists/game	Turnovers/game	Assist/Turnover ratio	Steals/game	Blocks/game
34	35.6	15.0	41.6	34.4	85.9	3.6	3.8	2.1	1.8	1.2	0.2

PRODUCTION TRACKER

	This Season	Career
Scored 10+ Points	-	36
Scored 20+ Points	-	7
Led Tech in Scoring	-	15
Made 3+ 3FGs	-	12
Led Tech in 3FGM	-	10
Shot over 40% from 3	-	33
Had a Double-Double	-	-
Had Multiple Assists	-	45
Had Multiple Steals	-	16



4 MEKHI LONG

GRADUATE STUDENT Forward | 6-7 | 200 | Leadership
Bryans Road, Md. | Old Dominion



- Versatile wing who has a knack for rebounding.
- Led the Sun Belt in double-doubles last season with 11.
- Averaged 10.7 points and 8.7 rebounds per game at ODU in 2022-23.
- Totaled 10 points and 11 rebounds against the Hokies in the Charleston Classic.

SEASON/CAREER BESTS

POINTS

Season -
Career 25 vs. UMES (11/7/22)

REBOUNDS

Season -
Career 19 at Coastal Carolina (1/28/23)

ASSISTS

Season -
Career 4 (3x), last vs. Va. Wesleyan (11/14/22)

BLOCKS

Season -
Career 4 vs. Longwood (11/26/21)

STEALS

Season -
Career 5 vs. UAB (2/13/22)

MINUTES

Season -
Career 42 at Georgia Southern (1/7/23)

FIELD GOALS MADE

Season -
Career 7 (3x), last at Coastal Carolina (1/28/23)

FIELD GOALS ATTEMPTED

Season -
Career 14 at App State (2/18/23)

3-PT. FIELD GOALS MADE

Season -
Career 3 (3x), last vs. Gardner-Webb (12/10/22)

3-PT. FIELD GOALS ATTEMPTED

Season -
Career 6 vs. James Madison (2/2/23)

FREE THROWS MADE

Season -
Career 10 vs. UMES (11/7/22)

FREE THROWS ATTEMPTED

Season -
Career 11 at Georgia Southern (1/7/23)

2023-24 GAME-BY-GAME STATS

PRODUCTION TRACKER

	This Season	Career
Scored 10+ Points	-	29
Led Tech in Scoring	-	-
Had 10+ Rebounds	-	19
Led Tech in Rebounding	-	-
Had a Double-Double	-	13
Had Multiple Blocks	-	12
Led Tech in Blocks	-	-
Shot over 50% from the floor	-	24
Shot 5+ Free Throws	-	12



CAREER STATS

SEASON	TEAM	GP-GS	MIN/AVG	FG-FGA	FG%	3FG-3FGA	3FG%	FT-FTA	FT%	OFF	DEF	TOT	AVG	PF-FO	A	TO	BLK	STL	PTS	AVG
2019-20	URI	30-1	395/13.2	31-93	.333	7-24	.292	23-42	.548	28	41	69	2.3	55-2	5	20	7	21	92	3.1
2020-21	ODU	19-3	329/17.3	31-79	.392	7-25	.280	20-31	.645	20	44	64	3.4	28-0	12	9	5	13	89	4.7
2021-22	ODU	32-31	1046/32.7	89-207	.430	9-36	.250	77-118	.653	78	141	219	6.8	83-3	46	46	25	52	264	8.3
2022-23	ODU	30-29	981/32.7	106-242	.438	28-78	.359	82-124	.661	73	188	261	8.7	78-1	38	50	16	46	322	10.7
TOTAL FOR VT		0-0	0/0.0	0-0	.000	0-0	.000	0-0	.000	0	0	0	0.0	0-0	0	0	0	0	0	0.0
TOTAL		111-64	2751/24.8	257-621	.414	51-163	.313	202-315	.641	199	414	613	5.5	244-6	101	125	53	132	767	6.9

5 PATRICK WESSLER

R-FRESHMAN Center | 7-0 | 245 | Marketing Management
 Matthews, North Carolina | Combine Academy



Last name pronounced: WES-ler

- Has made great strides in his conditioning.
- Redshirted the 2022-23 season.
- Invited to the Allen Iverson 24K Showcase game in Memphis.
- Played his final two seasons at Combine Academy where he guided the program to a state championship in 2021-22.
- Averaged 18 points, 14 rebounds and 2.3 blocks as a senior, while Combine ended the season ranked No. 20 in the country with a 25-5 record.
- Named 2020-21 HoopState Network Sixth Man of the Year.
- Played his freshman and sophomore seasons at David W. Butler High School in Matthews, N.C.
- Southwestern 4A Conference Player of the Year.
- Competed for CC Elite on the AAU circuit.
- Rated the 148th-best prospect in the 2022 class by 247Sports; Tabbed the third-best player in the state of North Carolina and the 24th-best center nationally, according to 247Sports.
- Chose the Hokies over Providence, Southern Cal, NC State and Ole Miss.

SEASON/CAREER BESTS

POINTS

Season -
 Career -

REBOUNDS

Season -
 Career -

ASSISTS

Season -
 Career -

BLOCKS

Season -
 Career -

STEALS

Season -
 Career -

MINUTES

Season -
 Career -

FIELD GOALS MADE

Season -
 Career -

FIELD GOALS ATTEMPTED

Season -
 Career -

3-PT. FIELD GOALS MADE

Season -
 Career -

3-PT. FIELD GOALS ATTEMPTED

Season -
 Career -

FREE THROWS MADE

Season -
 Career -

FREE THROWS ATTEMPTED

Season -
 Career -

2023-24 GAME-BY-GAME STATS

PRODUCTION TRACKER

	This Season
Scored 10+ Points	-
Had 5+ Rebounds	-
Had Multiple Blocks	-
Led Tech in Blocks	-
Had Multiple Steals	-
Shot over 50% from the floor	-
Played 10+ Minutes	-
Shot 5+ Free Throws	-
Had Multiple Dunks	-



CAREER STATS

10 BRANDON RECHSTEINER

FRESHMAN Guard | 6-1 | 185 | Business
Acworth, Georgia | Etowah



SEASON/CAREER BESTS

POINTS

Season -
Career -

REBOUNDS

Season -
Career -

ASSISTS

Season -
Career -

BLOCKS

Season -
Career -

STEALS

Season -
Career -

MINUTES

Season -
Career -

FIELD GOALS MADE

Season -
Career -

FIELD GOALS ATTEMPTED

Season -
Career -

3-PT. FIELD GOALS MADE

Season -
Career -

3-PT. FIELD GOALS ATTEMPTED

Season -
Career -

FREE THROWS MADE

Season -
Career -

FREE THROWS ATTEMPTED

Season -
Career -

CAREER STATS

- Wakes up at 4:50 a.m. almost every day *Last name pronounced: WRECK-stine-er*
- Sharpshooter who should flourish on the offensive side in Coach Young's system.
- A four-year letterwinner at Etowah where he was coached by Jason Dasinger
- All-state and team captain as a junior and senior.
- Averaged 18 points, 5.3 rebounds, 5.1 assists and 2.8 steals per game as a senior, guiding Etowah to the GHSA Class 6A Final Four.
- GACA/GBCA 6A North Player of the Year.
- Reached 1,000 career points on Jan. 14, 2023.
- Consensus four-star recruit.
- Rated the 87th-best prospect in the 2023 class on 247Sports.
- Tabbed the second-best point guard in the state of Georgia and the 15th-best point guard nationally, according to 247Sports.
- Chose the Hokies over Gonzaga, Tennessee, Miami (Fla.), LSU, Xavier, Clemson and Notre Dame.
- Father, Scott, is a professional wrestler; goes by Scott Steiner and Big Poppa Pump.
- Brother, Brock, is a wide receiver for Jacksonville State.

2023-24 GAME-BY-GAME STATS

PRODUCTION TRACKER

	This Season
Scored 10+ Points	-
Made Multiple 3FGs	-
Made 3+ 3FGs	-
Led Tech in 3FGM	-
Shot over 40% from 3	-
Played 10+ Minutes	-
Had Multiple Assists	-
Led Tech in Assists	-
Had Multiple Steals	-



11 JOHN CAMDEN

R-SOPHOMORE Forward | 6-8 | 220 | Business Management
 Downingtown, Pennsylvania | Memphis



SEASON/CAREER BESTS

POINTS

Season -
 Career 8 vs. Syracuse (1/28/23)

REBOUNDS

Season -
 Career 6 vs. Syracuse (1/28/23)

ASSISTS

Season -
 Career 3 vs. Syracuse (1/28/23)

BLOCKS

Season -
 Career 1 (2x), last at Virginia (1/18/23)

STEALS

Season -
 Career -

MINUTES

Season -
 Career 27 vs. Syracuse (1/28/23)

FIELD GOALS MADE

Season -
 Career 3 vs. Syracuse (1/28/23)

FIELD GOALS ATTEMPTED

Season -
 Career 8 vs. Syracuse (1/28/23)

3-PT. FIELD GOALS MADE

Season -
 Career 2 vs. Delaware State (11/7/22)

3-PT. FIELD GOALS ATTEMPTED

Season -
 Career 5 vs. Syracuse (1/28/23)

FREE THROWS MADE

Season -
 Career 3 at Wake Forest (12/31/22)

FREE THROWS ATTEMPTED

Season -
 Career 5 at Wake Forest (12/31/22)

- Will be a versatile wing for Coach Young, who can play the 3 and the 4.
- Transferred from Memphis; battled a right foot injury most of freshman season.
- Chose the Hokies over LSU during the transfer process.
- Played senior season at Brewster Academy in Wolfeboro, N.H.
- Was rated a four-star recruit and the 90th-ranked player in the nation by Rivals.
- Averaged 15.8 points per game as a junior at Archbishop Carroll (Pa.) in 2019-20.
- Father, Tex, graduated from Virginia Tech in 1993.
- Sisters, Meg and Heather, played lacrosse at Ohio State and Drexel, respectively.
- Other older sister, Anna, plays basketball at Richmond.

2023-24 GAME-BY-GAME STATS

Opponent	Date	GS	MIN	Total		3-Pointers		Free throws		Rebounds				PF	A	TO	BLK	STL	PTS	AVG
				FG-FGA	PCT	3FG-3FGA	PCT	FT-FTA	PCT	OFF	DEF	TOT	AVG							
Delaware St.	11/07/2022		18:16	2-4	.500	2-4	.500	0-0	.000	0	2	2	2.0	3	0	0	0	0	6	6.0
Lehigh	11/10/2022		08:10	0-0	.000	0-0	.000	0-0	.000	0	1	1	1.5	2	0	0	0	0	2	3.0
William & Mary	11/13/2022		08:43	1-4	.250	0-3	.000	0-0	.000	1	0	1	1.3	2	0	1	0	0	2	2.7
vs Old Dominion	11/17/2022		01:58	0-0	.000	0-0	.000	0-0	.000	0	1	1	1.3	0	0	0	0	0	0	2.0
at Col. of Charleston	11/20/2022		01:03	0-0	.000	0-0	.000	0-0	.000	0	0	0	1.0	0	0	0	0	0	1.6	
Dayton	12/07/2022		03:03	0-1	.000	0-1	.000	0-0	.000	0	0	0	0.8	0	0	0	0	0	1.3	
Grambling	12/17/2022		05:07	0-1	.000	0-1	.000	0-0	.000	0	1	1	0.9	0	0	0	0	0	1.1	
at Boston College	12/21/2022		00:01	0-0	.000	0-0	.000	0-0	.000	0	0	0	0.8	0	0	0	0	0	1.0	
at Wake Forest	12/31/2022		14:58	1-3	.333	1-3	.333	3-5	.600	0	1	1	0.8	1	0	1	0	6	1.6	
Clemson	01/04/2023		09:55	0-3	.000	0-1	.000	0-0	.000	1	1	2	0.9	1	0	0	0	0	1.4	
NC State	01/07/2023		13:43	0-2	.000	0-2	.000	0-0	.000	0	1	1	0.9	1	0	0	0	0	1.3	
at Virginia	01/18/2023		01:21	0-0	.000	0-0	.000	0-0	.000	0	0	0	0.8	0	0	1	0	0	1.2	
Syracuse	01/28/2023		27:28	3-8	.375	1-5	.200	1-2	.500	3	3	6	1.2	1	3	0	0	8	1.7	
at Miami (FL)	01/31/2023		12:36	0-0	.000	0-0	.000	0-0	.000	0	2	2	1.3	1	0	0	0	0	1.6	
Virginia	02/04/2023		16:47	0-1	.000	0-0	.000	0-0	.000	0	1	1	1.3	0	1	0	0	0	1.5	
Boston College	02/08/2023		11:17	1-2	.500	1-2	.500	0-0	.000	0	0	0	1.2	1	0	0	0	3	1.6	
at Notre Dame	02/11/2023		09:23	0-1	.000	0-0	.000	0-0	.000	0	1	1	1.2	0	0	0	0	0	1.5	
at Georgia Tech	02/15/2023		02:15	0-1	.000	0-0	.000	0-0	.000	0	0	0	1.1	1	0	1	0	0	1.4	
Pittsburgh	02/18/2023		08:47	0-1	.000	0-1	.000	1-2	.500	0	0	0	1.1	2	0	0	0	1	1.4	
at Duke	02/25/2023		02:19	1-1	1.000	1-1	1.000	0-0	.000	1	0	1	1.1	1	0	0	0	3	1.5	
at Louisville	02/28/2023		00:58	0-1	.000	0-0	.000	0-0	.000	0	1	1	1.0	0	0	0	0	0	1.4	
Florida St.	03/04/2023		02:42	0-1	.000	0-1	.000	0-0	.000	0	0	0	1.0	0	0	0	0	0	1.3	
vs NC State	03/08/2023		02:21	0-1	.000	0-1	.000	0-0	.000	0	0	0	1.0	0	0	0	0	0	1.3	
Totals			0 183:11	9-36	.250	6-26	.231	5-9	.556	6	16	22	1.0	17	4	2	2	0	29	1.3

Player Averages

Games Played	Minutes/game	Points/game	FG Pct	3FG Pct	FT Pct	Rebounds/game	Assists/game	Turnovers/game	Assist/Turnover ratio	Steals/game	Blocks/game
23	8.0	1.3	25.0	23.1	55.6	1.0	0.2	0.1	2.0	0.0	0.1

PRODUCTION TRACKER

	This Season	Career
Scored 5+ Points	-	3
Scored 10+ Points	-	-
Made Multiple 3FGs	-	1
Made 3+ 3FGs	-	-
Led Tech in 3FGM	-	-
Shot over 40% from 3	-	3
Played 5+ Minutes	-	12
Had Multiple Assists	-	1
Had Multiple Steals	-	-



CAREER STATS

SEASON	TEAM	GP-GS	MIN/AVG	FG-FGA	FG%	3FG-3FGA	3FG%	FT-FTA	FT%	OFF	DEF	TOT	AVG	PF-FO	A	TO	BLK	STL	PTS	AVG
2021-22	Mem	1-0	2/1.7	0-0	.000	0-0	.000	0-0	.000	0	1	1	1.0	0-0	0	0	0	0	0	0.0
2022-23	VT	23-0	183/8.0	9-36	.250	6-26	.231	5-9	.556	6	16	22	1.0	17-0	4	2	2	0	29	1.3
TOTAL FOR VT		23-0	183/8.0	9-36	.250	6-26	.231	5-9	.556	6	16	22	1.0	17-0	4	2	2	0	29	1.3
TOTAL		24-0	185/7.7	9-36	.250	6-26	.231	5-9	.556	6	17	23	1.0	17-0	4	2	2	0	29	1.2

13 JAYDON YOUNG

FRESHMAN Guard | 6-4 | 205 | Sports Media and Analytics
 Goldsboro, North Carolina | Greensboro Day



- A four-year letterwinner at Greensboro Day under the winningest coach in North Carolina basketball history, Freddy Johnson.
- Three-time all-state, four-time all-conference and three-time conference player of the year.
- Eclipsed 2,000 career points in November 2022.
- Guided Greensboro Day to its 12th NCISAA state title as a senior.
- Four-star recruit according to ESPN.
- Rated the eighth-best player in the state of North Carolina, according to 247Sports.
- Chose the Hokies over Clemson, Virginia, Pitt, NC State and North Carolina A&T.
- Father, Victor, played college basketball at Mount Olive, advancing to the Elite 8 in 2005; played professionally overseas as well.

SEASON/CAREER BESTS

POINTS

Season -
 Career -

REBOUNDS

Season -
 Career -

ASSISTS

Season -
 Career -

BLOCKS

Season -
 Career -

STEALS

Season -
 Career -

MINUTES

Season -
 Career -

FIELD GOALS MADE

Season -
 Career -

FIELD GOALS ATTEMPTED

Season -
 Career -

3-PT. FIELD GOALS MADE

Season -
 Career -

3-PT. FIELD GOALS ATTEMPTED

Season -
 Career -

FREE THROWS MADE

Season -
 Career -

FREE THROWS ATTEMPTED

Season -
 Career -

CAREER STATS

2023-24 GAME-BY-GAME STATS

PRODUCTION TRACKER

	This Season
Scored 10+ Points	-
Made Multiple 3FGs	-
Made 3+ 3FGs	-
Led Tech in 3FGM	-
Shot over 40% from 3	-
Played 10+ Minutes	-
Had Multiple Assists	-
Led Tech in Assists	-
Had Multiple Steals	-



15 LYNN KIDD

SENIOR Center | 6-10 | 235 | Sociology
Gainesville, Florida | Clemson



SEASON/CAREER BESTS

POINTS

Season -
Career 14 vs. NC State (1/7/23)

REBOUNDS

Season -
Career 10 vs. Delaware State (11/7/22)

ASSISTS

Season -
Career 3 vs. Delaware State (11/7/22)

BLOCKS

Season -
Career 2 (4x), last vs. BC (2/8/23)

STEALS

Season -
Career 2 at Duke (2/25/23)

MINUTES

Season -
Career 24 vs. Delaware State (11/7/22)

FIELD GOALS MADE

Season -
Career 7 vs. NC State (1/7/23)

FIELD GOALS ATTEMPTED

Season -
Career 9 vs. CSU (11/25/22)

3-PT. FIELD GOALS MADE

Season -
Career -

3-PT. FIELD GOALS ATTEMPTED

Season -
Career -

FREE THROWS MADE

Season -
Career 3 at Wake Forest (12/31/22)

FREE THROWS ATTEMPTED

Season -
Career 5 (2x), last at Clemson (1/21/23)

- Has had two terrific summers of offseason development.
- Rebounding continues to be a point of emphasis for him.
- Played in seven games, totaling eight points in 33 minutes of action as a freshman at Clemson.
- Reclassified from the 2021 recruiting class to 2020.
- No. 77 overall prospect on ESPN's Top-100 list of high school juniors; four-star recruit.
- Chose Clemson over Virginia Tech, Miami, Wake Forest, Auburn and Florida during his initial recruitment.

2023-24 GAME-BY-GAME STATS

Opponent	Date	GS	MIN	Total		3-Pointers		Free throws		Rebounds				PF	A	TO	BLK	STL	PTS	AVG
				FG-FGA	PCT	3FG-3FGA	PCT	FT-FTA	PCT	OFF	DEF	TOT	AVG							
Delaware St.	11/07/2022	*	22:47	3-4	.750	0-0	.000	2-2	1.000	4	6	10	10.0	1	3	2	0	0	8	8.0
Lehigh	11/10/2022		12:00	3-5	.600	0-0	.000	0-0	.000	0	2	2	6.0	1	1	1	0	0	6	7.0
William & Mary	11/13/2022		16:48	2-2	1.000	0-0	.000	2-2	1.000	2	2	4	5.3	1	0	0	0	0	6	6.7
vs Old Dominion	11/17/2022	*	12:11	2-5	.400	0-0	.000	1-2	.500	0	1	1	4.3	2	0	0	0	0	5	6.3
vs Penn St.	11/18/2022		02:45	1-1	1.000	0-0	.000	0-0	.000	0	0	0	3.4	2	0	1	0	0	2	5.4
at Col. of Charleston	11/20/2022		03:00	0-0	.000	0-0	.000	0-0	.000	0	1	1	3.0	1	0	1	0	0	0	4.5
Charleston So.	11/25/2022		14:21	5-9	.556	0-0	.000	1-1	1.000	5	3	8	3.7	1	1	0	1	0	11	5.4
Minnesota	11/28/2022		16:08	2-3	.667	0-0	.000	0-0	.000	0	3	3	3.6	1	0	0	0	0	4	5.3
North Carolina	12/04/2022		06:00	2-2	1.000	0-0	.000	0-0	.000	1	0	1	3.3	1	0	0	0	0	4	5.1
Dayton	12/07/2022		13:16	3-5	.600	0-0	.000	0-0	.000	0	2	2	3.2	4	2	0	2	1	6	5.2
vs Oklahoma St.	12/11/2022		10:03	1-2	.500	0-0	.000	0-0	.000	1	1	2	3.1	2	0	2	0	0	2	4.9
Grambling	12/17/2022		18:22	3-3	1.000	0-0	.000	1-3	.333	1	2	3	3.1	1	2	1	2	1	7	5.1
at Boston College	12/21/2022		10:35	0-1	.000	0-0	.000	0-0	.000	0	4	4	3.2	1	1	1	1	0	0	4.7
at Wake Forest	12/31/2022	*	18:24	2-5	.400	0-0	.000	3-5	.600	2	6	8	3.5	2	0	0	0	0	7	4.9
Clemson	01/04/2023	*	18:35	2-5	.400	0-0	.000	0-0	.000	4	5	9	3.9	3	0	1	1	0	4	4.8
NC State	01/07/2023		14:05	7-8	.875	0-0	.000	0-0	.000	1	4	5	3.9	2	0	1	0	0	14	5.4
at Syracuse	01/11/2023		12:54	4-5	.800	0-0	.000	2-4	.500	0	6	6	4.1	1	0	1	1	0	10	5.6
at Virginia	01/18/2023		14:17	2-2	1.000	0-0	.000	0-0	.000	0	4	4	4.1	0	0	1	0	0	4	5.6
at Clemson	01/21/2023		15:11	4-6	.667	0-0	.000	2-5	.400	0	3	3	4.0	4	0	1	1	0	10	5.8
Duke	01/23/2023	*	20:19	2-5	.400	0-0	.000	0-0	.000	2	2	4	4.0	2	2	0	0	0	4	5.7
Syracuse	01/28/2023		10:17	1-1	1.000	0-0	.000	0-0	.000	0	2	2	3.9	1	0	0	1	0	2	5.5
at Miami (FL)	01/31/2023		13:30	3-3	1.000	0-0	.000	0-0	.000	0	2	2	3.8	3	1	2	0	1	6	5.5
Virginia	02/04/2023		10:26	3-3	1.000	0-0	.000	0-0	.000	0	5	5	3.9	0	2	1	0	1	6	5.6
Boston College	02/08/2023		16:05	2-3	.667	0-0	.000	0-0	.000	2	4	6	4.0	3	0	0	2	1	4	5.5
at Notre Dame	02/11/2023		07:09	2-2	1.000	0-0	.000	2-2	1.000	1	1	2	3.9	1	1	0	0	0	6	5.5
at Georgia Tech	02/15/2023		15:07	3-6	.500	0-0	.000	0-0	.000	2	1	3	3.8	1	0	2	0	0	6	5.5
Pittsburgh	02/18/2023		08:06	0-0	.000	0-0	.000	0-0	.000	0	2	2	3.8	1	1	0	0	0	0	5.3
Miami (FL)	02/21/2023		09:24	4-6	.667	0-0	.000	1-2	.500	2	0	2	3.7	2	0	1	0	0	9	5.5
at Duke	02/25/2023		12:22	1-2	.500	0-0	.000	0-1	.000	2	2	4	3.7	4	2	1	0	2	2	5.3
at Louisville	02/28/2023		09:23	2-4	.500	0-0	.000	0-0	.000	1	2	3	3.7	1	0	0	1	0	4	5.3
Florida St.	03/04/2023		11:05	1-1	1.000	0-0	.000	0-0	.000	0	2	2	3.6	3	0	0	1	2	2	5.2
vs Notre Dame	03/07/2023		05:40	0-1	.000	0-0	.000	0-0	.000	0	0	0	3.5	0	1	0	0	0	0	5.0
vs NC State	03/08/2023		20:33	3-4	.750	0-0	.000	0-0	.000	0	2	2	3.5	0	1	0	1	0	6	5.1
at Cincinnati	03/15/2023		07:52	2-2	1.000	0-0	.000	0-0	.000	1	0	1	3.4	0	0	0	0	0	4	5.0
Totals			5 429:02	77-116	.664	0-0	.000	17-29	.586	34	82	116	3.4	53	21	21	15	9	171	5.0

Player Averages

Games Played	Minutes/game	Points/game	FG Pct	3FG Pct	FT Pct	Rebounds/game	Assists/game	Turnovers/game	Assist/Turnover ratio	Steals/game	Blocks/game
34	12.6	5.0	66.4	0.0	58.6	3.4	0.6	0.6	1.0	0.3	0.4

PRODUCTION TRACKER

	This Season	Career
Scored 10+ Points	-	4
Had 10+ Rebounds	-	1
Had Multiple Blocks	-	4
Led Tech in Blocks	-	6
Had Multiple Steals	-	1
Shot over 50% from the floor	-	29
Played 10+ Minutes	-	28
Shot 5+ Free Throws	-	2
Had Multiple Dunks	-	4



CAREER STATS

SEASON	TEAM	GP-GS	MIN/AVG	FG-FGA	FG%	3FG-3FGA	3FG%	FT-FTA	FT%	OFF	DEF	TOT	AVG	PF-FO	A	TO	BLK	STL	PTS	AVG
2020-21	CU	7-0	32/4.6	2-6	.333	0-0	.000	4-4	1.000	4	3	7	1.0	6-0	1	2	2	0	8	1.1
2021-22	VT	10-0	25/2.5	3-8	.375	0-0	.000	1-1	1.000	6	5	11	1.1	0-0	0	3	2	0	7	0.7
2022-23	VT	34-5	429/12.6	77-116	.664	0-0	.000	17-29	.586	34	82	116	3.4	53-0	21	21	15	9	171	5.0
TOTAL FOR VT		44-5	454/10.3	80-124	.645	0-0	.000	18-30	.600	40	87	127	2.9	53-0	21	24	17	9	178	4.0
TOTAL		51-5	486/9.5	82-130	.631	0-0	.000	22-34	.647	44	90	134	2.6	59-0	22	26	19	9	186	3.6

23 TYLER NICKEL

SOPHOMORE Guard | 6-7 | 220 | Sociology
Harrisonburg, Virginia | North Carolina



- Every time he shoots the ball, Coach Young believes it's going in.
- Has a sneaky good pull-up jumper.
- Averaged 2.1 points in 25 games for North Carolina in 2022-23.
- Scored a season-high 16 points (all in the second half), the most off the bench by a Tar Heel on the season, vs. The Citadel; was 5 for 10 from the floor, including 3 for 8 3FGs vs. the Bulldogs.
- Virginia High School League's all-time leading scorer with 2,909 points in 102 games.
- Virginia Player of the Year in 2022.
- Is the first player from East Rockingham High School to play at a Division I school.
- Four-star prospect in the class of 2022 and ranked third in Virginia; picked UNC over Tech in his initial recruitment.
- Son of Eric and Jacki Nickel; both played basketball in college.

SEASON/CAREER BESTS

POINTS	
Season	-
Career	16 vs. The Citadel (12/13/22)
REBOUNDS	
Season	-
Career	3 vs. The Citadel (12/13/22)
ASSISTS	
Season	-
Career	2 vs. Col. of Charleston (11/11/22)
BLOCKS	
Season	-
Career	1 (3x), last at Syracuse (1/24/23)
STEALS	
Season	-
Career	2 vs. The Citadel (12/13/22)
MINUTES	
Season	-
Career	25 at Virginia Tech (12/4/22)
FIELD GOALS MADE	
Season	-
Career	5 vs. The Citadel (12/13/22)
FIELD GOALS ATTEMPTED	
Season	-
Career	10 vs. The Citadel (12/13/22)
3-PT. FIELD GOALS MADE	
Season	-
Career	3 vs. The Citadel (12/13/22)
3-PT. FIELD GOALS ATTEMPTED	
Season	-
Career	8 vs. The Citadel (12/13/22)
FREE THROWS MADE	
Season	-
Career	5 vs. Col. of Charleston (11/11/22)
FREE THROWS ATTEMPTED	
Season	-
Career	6 vs. Col. of Charleston (11/11/22)

2023-24 GAME-BY-GAME STATS

PRODUCTION TRACKER

	This Season	Career
Scored 10+ Points	-	1
Led Tech in Scoring	-	-
Made Multiple 3FGs	-	1
Made 3+ 3FGs	-	1
Led Tech in 3FGM	-	-
Shot over 40% from 3	-	3
Had Multiple Assists	-	1
Had Multiple Blocks	-	-
Had Multiple Steals	-	1



CAREER STATS

SEASON	TEAM	GP-GS	MIN/AVG	FG-FGA	FG%	3FG-3FGA	3FG%	FT-FTA	FT%	OFF	DEF	TOT	AVG	PF	FO	A	TO	BLK	STL	PTS	AVG
2022-23	UNC	25-0	150/6.0	15-40	.375	6-27	.222	16-19	.842	9	7	16	0.6	10-0	7	3	3	3	3	52	2.1
TOTAL FOR VT		0-0	0/0.0	0-0	.000	0-0	.000	0-0	.000	0	0	0	0.0	0-0	0	0	0	0	0	0	0.0
TOTAL		25-0	150/6.0	15-40	.375	6-27	.222	16-19	.842	9	7	16	0.6	10-0	7	3	3	3	3	52	2.1

31 ROBBIE BERAN

GRADUATE STUDENT Forward | 6-9 | 215 | Agricultural and Life Sciences
Richmond, Virginia | Northwestern



- Stretch four that will greatly impact winning with the Hokies. *Last name pronounced: bear-IN*
- Strong defender and vocal leader.
- Has learned over the course of his career how to win and close out games.
- Veteran player who has competed in over 100 career games.
- Led Northwestern to its second-ever NCAA tournament appearance in 2023.
- Owner of two dogs: Smokey (chihuahua) and Stella (labrador retriever/mutt mix); girlfriend owns Ivy (golden retriever), so three dogs total in their household.
- Sister, Annemarie, attends VCOM in Blacksburg.
- Earned undergraduate degree in learning and organization change in 2022 from Northwestern.
- Close to finishing first master's degree in sports administration from Northwestern.
- Plans to pursue a master's degree in applied animal behavior and welfare.

SEASON/CAREER BESTS

POINTS

Season -
Career 20 (2x), last vs. Prairie View (12/11/22)

REBOUNDS

Season -
Career 12 vs. Prairie View (12/11/22)

ASSISTS

Season -
Career 4 (3x), last vs. Illinois (1/7/21)

BLOCKS

Season -
Career 3 (3x), last at Indiana (1/8/23)

STEALS

Season -
Career 5 vs. Eastern Illinois (11/9/21)

MINUTES

Season -
Career 38 vs. Maryland (1/12/22)

FIELD GOALS MADE

Season -
Career 6 (5x), last vs. Prairie View (12/11/22)

FIELD GOALS ATTEMPTED

Season -
Career 14 at Illinois (1/18/20)

3-PT. FIELD GOALS MADE

Season -
Career 4 vs. Prairie View (12/11/22)

3-PT. FIELD GOALS ATTEMPTED

Season -
Career 11 vs. Indiana (2/15/23)

FREE THROWS MADE

Season -
Career 10 vs. Chicago State (11/7/22)

FREE THROWS ATTEMPTED

Season -
Career 11 vs. Chicago State (11/7/22)

2023-24 GAME-BY-GAME STATS

PRODUCTION TRACKER

	This Season	Career
Scored 10+ Points	-	24
Scored 20+ Points	-	2
Led Tech in Scoring	-	-
Had 10+ Rebounds	-	3
Led Tech in Rebounding	-	-
Had a Double-Double	-	2
Shot over 50% from the floor	-	29
Made 3+ 3FGs	-	7
Shot 5+ Free Throws	-	2



CAREER STATS

SEASON	TEAM	GP-GS	MIN/AVG	FG-FGA	FG%	3FG-3FGA	3FG%	FT-FTA	FT%	OFF	DEF	TOT	AVG	PF-FO	A	TO	BLK	STL	PTS	AVG
2019-20	NU	31-18	590/19.0	55-141	.390	20-50	.400	26-40	.650	26	78	104	3.4	73-3	19	26	17	5	156	5.0
2020-21	NU	24-18	485/20.2	48-108	.444	20-57	.351	20-30	.667	10	55	65	2.7	62-3	26	15	10	7	136	5.7
2021-22	NU	31-30	677/21.8	73-156	.468	30-82	.366	21-28	.750	29	103	132	4.3	75-5	20	21	23	21	197	6.4
2022-23	NU	34-34	875/25.7	80-217	.369	39-113	.345	56-66	.848	39	114	153	4.5	69-0	21	21	24	18	255	7.5
TOTAL FOR VT		0-0	0/0.0	0-0	.000	0-0	.000	0-0	.000	0	0	0	0.0	0-0	0	0	0	0	0	0.0
TOTAL		120-100	2627/21.9	256-622	.412	109-302	.361	123-164	.750	104	350	454	3.8	279-11	86	83	74	51	744	6.2

33 MICHAEL WARD

SOPHOMORE Guard | 6-2 | 175 | Business
Bethesda, Maryland | Walt Whitman



- Recruited as a preferred walk-on.
- Appeared in six games, logging a total of six minutes in 2022-23.
- Averaged 15.1 points, 5.7 rebounds, 1.9 assists, and 1.4 steals per game for Whitman in 2021-22.
- Shot 38% from 3-point range (57-149) and helped lead the Vikings to a 13-9 overall record and a berth in the 4A West Regional semifinals.
- Named First-Team 4A South Division and to the Montgomery County 4A South All-Division Team.

SEASON/CAREER BESTS

POINTS

Season -
Career -

REBOUNDS

Season -
Career -

ASSISTS

Season -
Career -

BLOCKS

Season -
Career -

STEALS

Season -
Career -

MINUTES

Season -
Career 2 vs. Dayton (12/7/22)

FIELD GOALS MADE

Season -
Career -

FIELD GOALS ATTEMPTED

Season -
Career 2 at Louisville (2/28/23)

3-PT. FIELD GOALS MADE

Season -
Career -

3-PT. FIELD GOALS ATTEMPTED

Season -
Career 1 at Louisville (2/28/23)

FREE THROWS MADE

Season -
Career -

FREE THROWS ATTEMPTED

Season -
Career -

2023-24 GAME-BY-GAME STATS

PRODUCTION TRACKER

This Season

Scored 5+ Points	-
Scored 10+ Points	-
Made Multiple 3FGs	-
Made 3+ 3FGs	-
Led Tech in 3FGM	-
Shot over 40% from 3	-
Played 5+ Minutes	-
Had Multiple Assists	-
Had Multiple Steals	-



CAREER STATS

SEASON	TEAM	GP-GS	MIN/AVG	FG-FGA	FG%	3FG-3FGA	3FG%	FT-FTA	FT%	OFF	DEF	TOT	AVG	PF-FO	A	TO	BLK	STL	PTS	AVG
2022-23	VT	6-0	6/1.0	0-2	.000	0-1	.000	0-0	.000	0	0	0	0.0	0-0	0	1	0	0	0	0.0
TOTAL		6-0	6/1.0	0-2	.000	0-1	.000	0-0	.000	0	0	0	0.0	0-0	0	1	0	0	0	0.0

34 MYLYJAE POTEA

SENIOR Forward | 6-9 | 265 | Sociology
Reidsville, North Carolina | Rice



- Has drawn high praise from Coach Young since arriving in Blacksburg – credits his footwork and hands. *Name pronounced: muh-LIE-juhl POH-teeet*
- Going into his senior season in the best shape he's ever been.
- Dialed up a season-high 15 points in Tech's 79-72 win over Pitt in 2022-23.
- All-ACC Academic Team honoree in 2022-23.
- Finished with a 64.2% field-goal percentage in his first season in Blacksburg.
- Tallied 311 career points and 172 career rebounds at Rice.
- Averaged 6.8 points and 3.7 rebounds per game for his career as an Owl.
- Recorded a pair of double-doubles in 2021-22.
- Connected on 70.2% (87-124) of his attempts from the floor in two seasons at Rice.
- One of five players to play all 33 games for the Owls in 2021-22.
- His 62.0 field-goal percentage was the seventh-highest in a season in program history in 2021-22.
- Reached double-figure scoring 14 times in 2021-22, leading the Owls in scoring and rebounding five times.

SEASON/CAREER BESTS

POINTS

Season -
Career 18 vs. UAB (1/8/22)

REBOUNDS

Season -
Career 11 vs. Ohio (3/19/22)

ASSISTS

Season -
Career 3 vs. Jarvis Christian (2/8/22)

BLOCKS

Season -
Career 1 (16x), last at Georgia Tech (2/15/23)

STEALS

Season -
Career 2 at Western Kentucky (2/13/21)

MINUTES

Season -
Career 25 vs. Clemson (1/4/23)

FIELD GOALS MADE

Season -
Career 7 at Western Kentucky (1/13/22)

FIELD GOALS ATTEMPTED

Season -
Career 10 at Western Kentucky (1/13/22)

3-PT. FIELD GOALS MADE

Season -
Career -

3-PT. FIELD GOALS ATTEMPTED

Season -
Career 1 at UAB (1/23/21)

FREE THROWS MADE

Season -
Career 9 at Louisiana Tech (1/27/22)

FREE THROWS ATTEMPTED

Season -
Career 10 at Louisiana Tech (1/27/22)

2023-24 GAME-BY-GAME STATS

PRODUCTION TRACKER

	This Season	Career
Scored 10+ Points	-	17
Had 10+ Rebounds	-	2
Had Multiple Blocks	-	-
Led Tech in Blocks	-	1
Had Multiple Steals	-	1
Shot over 50% from the floor	-	43
Played 10+ Minutes	-	45
Shot 5+ Free Throws	-	11
Had Multiple Dunks	-	3



CAREER STATS

SEASON	TEAM	GP-GS	MIN/AVG	FG-FGA	FG%	3FG-3FGA	3FG%	FT-FTA	FT%	OFF	DEF	TOT	AVG	PF-FO	A	TO	BLK	STL	PTS	AVG
2020-21	Rice	13-0	131/10.1	19-29	.655	0-1	.000	20-25	.800	11	24	35	2.7	25-0	6	15	4	3	58	4.5
2021-22	Rice	33-3	454/13.8	93-150	.620	0-0	.000	67-99	.677	58	79	137	4.2	67-1	12	40	8	4	253	7.7
2022-23	VT	34-0	297/8.7	34-53	.642	0-0	.000	49-66	.742	28	39	67	2.0	49-0	10	16	5	5	117	3.4
TOTAL FOR VT		34-0	297/8.7	34-53	.642	0-0	.000	49-66	.742	28	39	67	2.0	49-0	10	16	5	5	117	3.4
TOTAL		80-3	881/11.0	146-232	.629	0-1	.000	136-190	.716	97	142	239	3.0	141-1	28	71	17	12	428	5.4

55 CONNER VENABLE

FRESHMAN Guard | 6-3 | 190 | Multimedia Journalism and Architecture
Washington, D.C. | The Heights School



- Recruited as a preferred walk-on.
- Two-time WCAC All-Conference Honorable Mention in 2021-22 and 2022-2023 at The Heights School in Potomac, Md.
- As the Cavaliers' leading scorer, averaged 25.5 points, 7.2 rebounds, 6.5 assists, 4.1 steals per game across a three-year career at The Heights School.
- Led the Cavaliers to their first WCAC win in two years.
- Brother Ra'Mond Hines played at Georgetown (2014-18) and competed in the 2015 NCAA tournament.

SEASON/CAREER BESTS

POINTS

Season -
Career -

REBOUNDS

Season -
Career -

ASSISTS

Season -
Career -

BLOCKS

Season -
Career -

STEALS

Season -
Career -

MINUTES

Season -
Career -

FIELD GOALS MADE

Season -
Career -

FIELD GOALS ATTEMPTED

Season -
Career -

3-PT. FIELD GOALS MADE

Season -
Career -

3-PT. FIELD GOALS ATTEMPTED

Season -
Career -

FREE THROWS MADE

Season -
Career -

FREE THROWS ATTEMPTED

Season -
Career -

CAREER STATS

2023-24 GAME-BY-GAME STATS

PRODUCTION TRACKER

	This Season
Scored 5+ Points	-
Scored 10+ Points	-
Made Multiple 3FGs	-
Made 3+ 3FGs	-
Led Tech in 3FGM	-
Shot over 40% from 3	-
Played 5+ Minutes	-
Had Multiple Assists	-
Had Multiple Steals	-



VIRGINIA TECH MEN'S BASKETBALL

COMBINED TEAM STATS

Game Records

Record	Overall	Home	Away	Neutral
ALL GAMES	19-15	13-4	2-10	4-1
CONFERENCE	8-12	6-4	2-8	0-0
NON-CONFERENCE	11-3	7-0	0-2	4-1

Score by Periods

Team	1st	2nd	OT	TOT
Virginia Tech	1251	1264	6	2521
Opponents	1121	1251	11	2383

Team Box Score

No.	Player				Total		3-Point		F-Throw		Rebounds											
		GP-GS	MIN	AVG	FG-FGA	FG%	3FG-3FGA	3FG%	FT-FTA	FT%	OFF	DEF	TOT	AVG	PF	DQ	A	TO	BLK	STL	PTS	AVG
21	BASILE, Grant	34-33	954:52	28.1	213-409	.521	66-169	.391	66-93	.710	45	137	182	5.4	82	1	58	57	39	15	558	16.4
3	PEDULLA, Sean	34-34	1211:32	35.6	179-430	.416	67-195	.344	85-99	.859	14	109	123	3.6	95	4	130	71	6	41	510	15.0
25	MUTTS, Justyn	33-33	1096:35	33.2	183-322	.568	13-40	.325	61-99	.616	64	179	243	7.4	83	0	152	93	27	48	440	13.3
0	CATTOOR, Hunter	30-30	1024:14	34.1	104-242	.430	78-184	.424	39-51	.765	8	104	112	3.7	56	0	71	28	4	30	325	10.8
13	MADDOX, Darius	20-19	590:23	29.5	64-171	.374	20-62	.323	21-24	.875	26	37	63	3.2	35	0	22	12	7	11	169	8.5
1	RICE, Rodney	8-0	160:53	20.1	18-56	.321	13-39	.333	10-12	.833	1	25	26	3.3	7	0	7	6	2	6	59	7.4
15	KIDD, Lynn	34-5	429:02	12.6	77-116	.664	0-0	.000	17-29	.586	34	82	116	3.4	53	0	21	21	15	9	171	5.0
2	COLLINS, MJ	34-16	840:02	24.7	49-141	.348	18-68	.265	24-30	.800	16	64	80	2.4	46	0	49	18	0	12	140	4.1
34	POTEAT, Mylyjael	34-0	296:42	8.7	34-53	.642	0-0	.000	49-66	.742	28	39	67	2.0	49	0	10	16	5	5	117	3.4
11	CAMDEN, John	23-0	183:11	8.0	9-36	.250	6-26	.231	5-9	.556	6	16	22	1.0	17	0	4	2	2	0	29	1.3
14	DAWYOT, Owyn	6-0	06:17	1.0	1-2	.500	0-1	.000	0-0	.000	0	1	1	0.2	1	0	0	0	0	0	2	0.3
10	JOHNSON, Camden	10-0	25:01	2.5	0-3	.000	0-1	.000	1-2	.500	3	3	6	0.6	2	0	4	1	0	0	1	0.1
33	WARD, Michael	6-0	06:17	1.0	0-2	.000	0-1	.000	0-0	.000	0	0	0	0.0	0	0	0	1	0	0	0	0.0
Team											43	47	90				10					
Total		34	6825		931-1983	.469	281-786	.358	378-514	.735	288	843	1131	33.3	526	5	528	336	107	177	2521	74.1
Opponents		34	6825		892-2000	.446	242-712	.340	357-503	.710	323	825	1148	33.8	530	6	424	371	119	191	2383	70.1

Team Statistics

	VT	OPP
Scoring	2521	2383
Points per game	74.1	70.1
Scoring margin	+4.1	-
Field goals-att	931-1983	892-2000
Field goal pct	.469	.446
3 point fg-att	281-786	242-712
3-point FG pct	.358	.340
3-pt FG made per game	8.3	7.1
Free throws-att	378-514	357-503
Free throw pct	.735	.710
F-Throws made per game	11.1	10.5
Rebounds	1131	1148
Rebounds per game	33.3	33.8
Rebounding margin	-0.5	-
Assists	528	424
Assists per game	15.5	12.5
Turnovers	336	371
Turnovers per game	9.9	10.9
Turnover margin	+1.0	-
Assist/turnover ratio	1.6	1.1
Steals	177	191
Steals per game	5.2	5.6
Blocks	107	119
Blocks per game	3.1	3.5
Winning streak	0	-
Home win streak	1	-
Attendance	143324	100132
Home games-Avg/Game	17-8431	12-8344
Neutral site-Avg/Game	-	5-7426

Team Results

Date	Opponent		Score	Att.
11/07/2022	Delaware St.	W	95-57	7899
11/10/2022	Lehigh	W	78-52	7541
11/13/2022	William & Mary	W	94-77	7936
11/17/2022	vs Old Dominion	W	75-71	2155
11/18/2022	vs Penn St.	W	61-59	2030
11/20/2022	at Col. of Charleston	L	75-77	5405
11/25/2022	Charleston So.	W	69-64	8925
11/28/2022	Minnesota	W	67-57	7870
12/04/2022	North Carolina	W	80-72	8925
12/07/2022	Dayton	W	77-49	7702
12/11/2022	vs Oklahoma St.	W	70-65	8028
12/17/2022	Grambling	W	74-48	7587
12/21/2022	at Boston College	Lot	65-70	4012
12/31/2022	at Wake Forest	L	75-77	8709
01/04/2023	Clemson	L	65-68	7539
01/07/2023	NC State	L	69-73	8925
01/11/2023	at Syracuse	L	72-82	16158
01/18/2023	at Virginia	L	68-78	14629
01/21/2023	at Clemson	L	50-51	9000
01/23/2023	Duke	W	78-75	8925
01/28/2023	Syracuse	W	85-70	8925
01/31/2023	at Miami (FL)	L	83-92	5834
02/04/2023	Virginia	W	74-68	8925
02/08/2023	Boston College	L	76-82	8925
02/11/2023	at Notre Dame	W	93-87	6632
02/15/2023	at Georgia Tech	L	70-77	4565
02/18/2023	Pittsburgh	W	79-72	8925
02/21/2023	Miami (FL)	L	70-76	8925
02/25/2023	at Duke	L	65-81	9314
02/28/2023	at Louisville	W	71-54	11879
03/04/2023	Florida St.	W	82-60	8925
03/07/2023	vs Notre Dame	W	67-64	7231
03/08/2023	vs NC State	L	77-97	17685
03/15/2023	at Cincinnati	L	72-81	3995

VIRGINIA TECH MEN'S BASKETBALL

COMBINED TEAM STATS (ACC-ONLY)

Game Records

Record	Overall	Home	Away	Neutral
ALL GAMES	8-12	6-4	2-8	0-0
CONFERENCE	8-12	6-4	2-8	0-0
NON-CONFERENCE	0-0	0-0	0-0	0-0

Score by Periods

Team	1st	2nd	OT	TOT
Virginia Tech	711	753	6	1470
Opponents	696	758	11	1465

Team Box Score

No.	Player				Total		3-Point		F-Throw		Rebounds								PTS	AVG		
		GP-GS	MIN	AVG	FG-FGA	FG%	3FG-3FGA	3FG%	FT-FTA	FT%	OFF	DEF	TOT	AVG	PF	DQ	A	TO			BLK	STL
21	BASILE, Grant	20-20	578:33	28.9	139-268	.519	37-96	.385	39-56	.696	33	76	109	5.5	56	1	35	32	15	10	354	17.7
3	PEDULLA, Sean	20-20	732:35	36.6	94-250	.376	40-122	.328	57-61	.934	9	68	77	3.9	64	2	75	47	4	28	285	14.3
25	MUTTS, Justyn	20-20	702:54	35.1	114-208	.548	7-24	.292	39-60	.650	43	100	143	7.2	52	0	109	61	16	29	274	13.7
0	CATTOOR, Hunter	16-16	570:26	35.7	59-131	.450	48-107	.449	19-25	.760	4	56	60	3.8	33	0	48	17	2	16	185	11.6
13	MADDOX, Darius	9-8	256:51	28.5	21-68	.309	10-27	.370	8-9	.889	10	18	28	3.1	19	0	10	4	4	6	60	6.7
1	RICE, Rodney	5-0	99:40	19.9	9-35	.257	6-24	.250	6-8	.750	1	11	12	2.4	7	0	5	4	1	5	30	6.0
15	KIDD, Lynn	20-3	253:16	12.7	47-70	.671	0-0	.000	10-19	.526	20	57	77	3.9	36	0	10	13	9	7	104	5.2
2	COLLINS, MJ	20-13	535:60	26.8	33-87	.379	15-42	.357	19-24	.792	14	41	55	2.8	28	0	27	13	0	6	100	5.0
34	POTEAT, Mylyjael	20-0	154:51	7.7	15-21	.714	0-0	.000	26-38	.684	15	21	36	1.8	26	0	5	9	2	2	56	2.8
11	CAMDEN, John	15-0	134:30	9.0	6-25	.240	4-16	.250	5-9	.556	5	11	16	1.1	10	0	4	1	2	0	21	1.4
10	JOHNSON, Camden	3-0	04:00	1.3	0-2	.000	0-1	.000	1-2	.500	2	1	3	1.0	0	0	0	0	0	0	1	0.3
14	DAWYOT, Owyn	1-0	00:43	0.7	0-0	.000	0-0	.000	0-0	.000	0	0	0	0.0	0	0	0	0	0	0	0	0.0
33	WARD, Michael	1-0	00:43	0.7	0-2	.000	0-1	.000	0-0	.000	0	0	0	0.0	0	0	0	0	0	0	0	0.0
Team											21	25	46					7				
Total		20	4025		537-1167	.460	167-460	.363	229-311	.736	177	485	662	33.1	331	3	328	208	55	109	1470	73.5
Opponents		20	4025		535-1162	.460	143-415	.345	252-346	.728	181	490	671	33.6	313	3	261	208	76	121	1465	73.3

Team Statistics

	VT	OPP
Scoring	1470	1465
Points per game	73.5	73.3
Scoring margin	+0.3	-
Field goals-att	537-1167	535-1162
Field goal pct	.460	.460
3 point fg-att	167-460	143-415
3-point FG pct	.363	.345
3-pt FG made per game	8.4	7.2
Free throws-att	229-311	252-346
Free throw pct	.736	.728
F-Throws made per game	11.5	12.6
Rebounds	662	671
Rebounds per game	33.1	33.6
Rebounding margin	-0.5	-
Assists	328	261
Assists per game	16.4	13.1
Turnovers	208	208
Turnovers per game	10.4	10.4
Turnover margin	0.0	-
Assist/turnover ratio	1.6	1.3
Steals	109	121
Steals per game	5.5	6.1
Blocks	55	76
Blocks per game	2.8	3.8
Winning streak	2	-
Home win streak	1	-
Attendance	87864	90732
Home games-Avg/Game	10-8786	10-9073
Neutral site-Avg/Game	-	0-0

Team Results

Date	Opponent		Score	Att.
12/04/2022	North Carolina	W	80-72	8925
12/21/2022	at Boston College	Lot	65-70	4012
12/31/2022	at Wake Forest	L	75-77	8709
01/04/2023	Clemson	L	65-68	7539
01/07/2023	NC State	L	69-73	8925
01/11/2023	at Syracuse	L	72-82	16158
01/18/2023	at Virginia	L	68-78	14629
01/21/2023	at Clemson	L	50-51	9000
01/23/2023	Duke	W	78-75	8925
01/28/2023	Syracuse	W	85-70	8925
01/31/2023	at Miami (FL)	L	83-92	5834
02/04/2023	Virginia	W	74-68	8925
02/08/2023	Boston College	L	76-82	8925
02/11/2023	at Notre Dame	W	93-87	6632
02/15/2023	at Georgia Tech	L	70-77	4565
02/18/2023	Pittsburgh	W	79-72	8925
02/21/2023	Miami (FL)	L	70-76	8925
02/25/2023	at Duke	L	65-81	9314
02/28/2023	at Louisville	W	71-54	11879
03/04/2023	Florida St.	W	82-60	8925

VIRGINIA TECH MEN'S BASKETBALL

TEAM GAME-BY-GAME

Opponent	Date	Score	W	Total		3-Pointers		Free throws		Rebounds				Other Stats						
				FG-FGA	PCT	3FG-3FGA	PCT	FT-FTA	PCT	OFF	DEF	TOT	AVG	PF	A	TO	BLK	STL	PTS	AVG
Delaware St.	11/07/2022	95-57	W	33-60	.550	14-28	.500	15-20	.750	11	31	42	42.0	10	18	10	4	5	95	95.0
Lehigh	11/10/2022	78-52	W	31-58	.534	5-18	.278	11-16	.688	5	31	36	39.0	7	15	5	4	3	78	86.5
William & Mary	11/13/2022	94-77	W	33-59	.559	16-32	.500	12-12	1.000	9	19	28	35.3	18	19	7	5	4	94	89.0
vs Old Dominion	11/17/2022	75-71	W	25-56	.446	10-23	.435	15-21	.714	6	26	32	34.5	15	13	6	3	2	75	85.5
vs Penn St.	11/18/2022	61-59	W	26-58	.448	3-19	.158	6-9	.667	8	26	34	34.4	12	14	9	4	9	61	80.6
at Col. of Charleston	11/20/2022	75-77	L	33-66	.500	6-27	.222	3-5	.600	8	25	33	34.2	15	12	13	1	7	75	79.7
Charleston So.	11/25/2022	69-64	W	26-61	.426	6-21	.286	11-15	.733	14	23	37	34.6	11	14	7	4	1	69	78.1
Minnesota	11/28/2022	67-57	W	28-57	.491	5-14	.357	6-8	.750	11	31	42	35.5	17	12	14	8	2	67	76.8
North Carolina	12/04/2022	80-72	W	31-61	.508	7-19	.368	11-15	.733	10	29	39	35.9	21	16	10	0	4	80	77.1
Dayton	12/07/2022	77-49	W	31-63	.492	9-28	.321	6-7	.857	5	30	35	35.8	18	13	5	6	5	77	77.1
vs Oklahoma St.	12/11/2022	70-65	W	22-57	.386	7-20	.350	19-24	.792	11	26	37	35.9	18	12	10	3	11	70	76.5
Grambling	12/17/2022	74-48	W	26-51	.510	11-27	.407	11-20	.550	7	24	31	35.5	11	19	13	3	8	74	76.3
at Boston College	12/21/2022	65-70	Lot	27-66	.409	5-20	.250	6-9	.667	16	29	45	36.2	14	12	15	3	4	65	75.4
at Wake Forest	12/31/2022	75-77	L	27-59	.458	6-21	.286	15-19	.789	9	30	39	36.4	24	14	13	4	5	75	75.4
Clemson	01/04/2023	65-68	L	21-67	.313	9-24	.375	14-17	.824	12	30	42	36.8	17	12	11	3	4	65	74.7
NC State	01/07/2023	69-73	L	24-53	.453	5-18	.278	16-21	.762	6	23	29	36.3	21	12	11	4	5	69	74.3
at Syracuse	01/11/2023	72-82	L	29-67	.433	3-19	.158	11-14	.786	12	24	36	36.3	20	19	11	3	8	72	74.2
at Virginia	01/18/2023	68-78	L	27-55	.491	12-27	.444	2-2	1.000	5	22	27	35.8	13	19	8	4	3	68	73.8
at Clemson	01/21/2023	50-51	L	18-53	.340	6-22	.273	8-12	.667	7	27	34	35.7	15	13	14	2	9	50	72.6
Duke	01/23/2023	78-75	W	28-49	.571	10-19	.526	12-19	.632	5	22	27	35.3	16	16	11	2	5	78	72.9
Syracuse	01/28/2023	85-70	W	32-60	.533	13-32	.406	8-15	.533	12	25	37	35.3	17	26	15	2	7	85	73.4
at Miami (FL)	01/31/2023	83-92	L	29-51	.569	7-17	.412	18-20	.900	2	19	21	34.7	15	14	14	3	7	83	73.9
Virginia	02/04/2023	74-68	W	27-53	.509	7-18	.389	13-17	.765	3	28	31	34.5	12	19	8	3	4	74	73.9
Boston College	02/08/2023	76-82	L	26-62	.419	10-32	.313	14-21	.667	9	21	30	34.3	17	15	5	5	3	76	74.0
at Notre Dame	02/11/2023	93-87	W	32-56	.571	9-21	.429	20-25	.800	7	22	29	34.1	13	19	5	1	3	93	74.7
at Georgia Tech	02/15/2023	70-77	L	30-73	.411	6-23	.261	4-8	.500	15	25	40	34.3	21	19	10	4	9	70	74.5
Pittsburgh	02/18/2023	79-72	W	25-45	.556	9-19	.474	20-28	.714	7	23	30	34.2	20	17	11	2	2	79	74.7
Miami (FL)	02/21/2023	70-76	L	28-60	.467	9-27	.333	5-7	.714	7	24	31	34.1	14	17	12	2	6	70	74.5
at Duke	02/25/2023	65-81	L	23-57	.404	8-19	.421	11-16	.688	8	18	26	33.8	17	12	9	1	6	65	74.2
at Louisville	02/28/2023	71-54	W	24-64	.375	10-29	.345	13-17	.765	18	21	39	34.0	11	16	5	4	7	71	74.1
Florida St.	03/04/2023	82-60	W	29-56	.518	16-34	.471	8-9	.889	7	23	30	33.8	13	21	10	3	8	82	74.4
vs Notre Dame	03/07/2023	67-64	W	24-50	.480	7-19	.368	12-19	.632	3	27	30	33.7	15	10	9	4	4	67	74.1
vs NC State	03/08/2023	77-97	L	26-54	.481	9-24	.375	16-19	.842	6	17	23	33.4	13	14	12	2	4	77	74.2
at Cincinnati	03/15/2023	72-81	L	30-66	.455	6-26	.231	6-8	.750	7	22	29	33.3	15	15	8	1	3	72	74.1
Total		2521		931-1983	.469	281-786	.358	378-514	.735	288	843	1131	33.3	526	528	336	107	177	2521	74.1
Opponents		2383		892-2000	.446	242-712	.340	357-503	.710	323	825	1148	33.8	530	424	371	119	191	2383	70.1

Virginia Tech Averages

Games Played	Points/game	FG Pct	3FG Pct	FT Pct	Rebounds/game	Assists/game	Turnovers/game	Assist/Turnover ratio	Steals/game	Blocks/game
34	74.1	46.9	35.8	73.5	33.3	15.5	9.9	1.6	5.2	3.1

VIRGINIA TECH MEN'S BASKETBALL

OPPONENTS GAME-BY-GAME

Opponent	Date	Score		Total		3-Pointers		Free throws		Rebounds										
				FG-FGA	PCT	3FG-3FGA	PCT	FT-FTA	PCT	OFF	DEF	TOT	AVG	PF	A	TO	BLK	STL	PTS	AVG
Delaware St.	11/07/2022	95-57	W	24-62	.387	4-16	.250	5-7	.714	7	17	24	24.0	18	9	12	2	5	57	57.0
Lehigh	11/10/2022	78-52	W	23-63	.365	5-21	.238	1-2	.500	9	23	32	28.0	17	12	11	1	4	52	54.5
William & Mary	11/13/2022	94-77	W	29-58	.500	11-22	.500	8-12	.667	10	17	27	27.7	15	12	12	2	3	77	62.0
vs Old Dominion	11/17/2022	75-71	W	29-71	.408	6-19	.316	7-12	.583	18	28	46	32.3	16	10	7	6	4	71	64.3
vs Penn St.	11/18/2022	61-59	W	23-56	.411	11-30	.367	2-4	.500	8	26	34	32.6	12	15	14	0	6	59	63.2
at Col. of Charleston	11/20/2022	75-77	L	30-59	.508	8-23	.348	9-12	.750	6	27	33	32.7	14	11	14	3	9	77	65.5
Charleston So.	11/25/2022	69-64	W	26-60	.433	8-22	.364	4-8	.500	14	24	38	33.4	14	12	10	2	2	64	65.3
Minnesota	11/28/2022	67-57	W	22-60	.367	6-23	.261	7-14	.500	8	19	27	32.6	14	11	9	6	7	57	64.3
North Carolina	12/04/2022	80-72	W	24-51	.471	3-17	.176	21-27	.778	4	21	25	31.8	17	6	10	5	5	72	65.1
Dayton	12/07/2022	77-49	W	18-60	.300	3-15	.200	10-17	.588	15	27	42	32.8	11	7	12	3	1	49	63.5
vs Oklahoma St.	12/11/2022	70-65	W	22-55	.400	7-24	.292	14-19	.737	11	27	38	33.3	21	14	17	7	6	65	63.6
Grambling	12/17/2022	74-48	W	19-52	.365	5-18	.278	5-8	.625	9	22	31	33.1	17	10	19	1	7	48	62.3
at Boston College	12/21/2022	65-70	Lot	29-72	.403	3-19	.158	9-12	.750	17	23	40	33.6	14	12	9	3	7	70	62.9
at Wake Forest	12/31/2022	75-77	L	23-63	.365	11-28	.393	20-26	.769	14	24	38	33.9	16	12	7	2	5	77	63.9
Clemson	01/04/2023	65-68	L	22-53	.415	9-23	.391	15-18	.833	2	34	36	34.1	21	11	14	4	5	68	64.2
NC State	01/07/2023	69-73	L	24-58	.414	5-21	.238	20-25	.800	12	26	38	34.3	18	7	11	3	7	73	64.8
at Syracuse	01/11/2023	72-82	L	30-59	.508	8-16	.500	14-22	.636	9	28	37	34.5	16	15	12	6	7	82	65.8
at Virginia	01/18/2023	68-78	L	29-57	.509	8-23	.348	12-13	.923	7	23	30	34.2	9	19	5	5	7	78	66.4
at Clemson	01/21/2023	50-51	L	18-47	.383	3-18	.167	12-15	.800	4	31	35	34.3	14	8	17	4	10	51	65.6
Duke	01/23/2023	78-75	W	29-60	.483	9-23	.391	8-12	.667	9	21	30	34.1	17	17	7	3	4	75	66.1
Syracuse	01/28/2023	85-70	W	23-49	.469	7-18	.389	17-24	.708	6	20	26	33.7	16	13	15	3	8	70	66.3
at Miami (FL)	01/31/2023	83-92	L	35-60	.583	8-19	.421	14-17	.824	7	20	27	33.4	16	18	11	3	10	92	67.5
Virginia	02/04/2023	74-68	W	25-61	.410	6-18	.333	12-18	.667	10	24	34	33.4	14	14	7	4	6	68	67.5
Boston College	02/08/2023	76-82	L	29-59	.492	12-24	.500	12-18	.667	10	30	40	33.7	16	24	11	3	1	82	68.1
at Notre Dame	02/11/2023	93-87	W	34-62	.548	13-30	.433	6-7	.857	6	20	26	33.4	19	14	6	1	1	87	68.8
at Georgia Tech	02/15/2023	70-77	L	26-58	.448	11-22	.500	14-26	.538	10	31	41	33.7	13	15	12	8	8	77	69.2
Pittsburgh	02/18/2023	79-72	W	28-60	.467	3-18	.167	13-19	.684	12	18	30	33.5	24	12	9	4	7	72	69.3
Miami (FL)	02/21/2023	70-76	L	27-64	.422	7-22	.318	15-19	.789	14	25	39	33.7	11	10	11	3	8	76	69.5
at Duke	02/25/2023	65-81	L	30-53	.566	7-18	.389	14-17	.824	7	30	37	33.8	17	19	9	6	6	81	69.9
at Louisville	02/28/2023	71-54	W	24-57	.421	2-14	.143	4-9	.444	14	24	38	34.0	15	5	12	3	3	54	69.4
Florida St.	03/04/2023	82-60	W	26-59	.441	8-24	.333	0-2	.000	7	17	24	33.6	10	10	13	3	6	60	69.1
vs Notre Dame	03/07/2023	67-64	W	24-56	.429	8-21	.381	8-10	.800	5	25	30	33.5	18	8	8	2	6	64	68.9
vs NC State	03/08/2023	77-97	L	39-63	.619	11-24	.458	8-12	.667	9	24	33	33.5	19	19	8	3	5	97	69.8
at Cincinnati	03/15/2023	72-81	L	29-63	.460	6-19	.316	17-20	.850	13	29	42	33.8	11	13	10	5	5	81	70.1
Total		2383		892-2000	.446	242-712	.340	357-503	.710	323	825	1148	33.8	530	424	371	119	191	2383	70.1
Virginia Tech		2521		931-1983	.469	281-786	.358	378-514	.735	288	843	1131	33.3	526	528	336	107	177	2521	74.1

Opponents Averages

Games Played	Points/game	FG Pct	3FG Pct	FT Pct	Rebounds/game	Assists/game	Turnovers/game	Assist/Turnover ratio	Steals/game	Blocks/game
34	70.1	44.6	34.0	71.0	33.8	12.5	10.9	1.1	5.6	3.5

TEAM CATEGORY LEADERS

Points

##	Player	G	Pts	Pts/G
21	Basile, Grant	34	558	16.4
3	Pedulla, Sean	34	510	15.0
25	Mutts, Justyn	33	440	13.3
0	Cattoor, Hunter	30	325	10.8
15	Kidd, Lynn	34	171	5.0
13	Maddox, Darius	20	169	8.5
2	Collins, MJ	34	140	4.1
34	Poteat, Mylyjael	34	117	3.4
1	Rice, Rodney	8	59	7.4
11	Camden, John	23	29	1.3
14	Dawyot, Owyn	6	2	0.3
10	Johnson, Camden	10	1	0.1

Scoring Average

##	Player	G	Pts	Pts/G
21	Basile, Grant	34	558	16.4
3	Pedulla, Sean	34	510	15.0
25	Mutts, Justyn	33	440	13.3
0	Cattoor, Hunter	30	325	10.8
13	Maddox, Darius	20	169	8.5
1	Rice, Rodney	8	59	7.4
15	Kidd, Lynn	34	171	5.0
2	Collins, MJ	34	140	4.1
34	Poteat, Mylyjael	34	117	3.4
11	Camden, John	23	29	1.3
14	Dawyot, Owyn	6	2	0.3
10	Johnson, Camden	10	1	0.1

Field Goal Percentage

##	Player	FG	Att	Pct
15	Kidd, Lynn	77	116	.664
34	Poteat, Mylyjael	34	53	.642
25	Mutts, Justyn	183	322	.568
21	Basile, Grant	213	409	.521
14	Dawyot, Owyn	1	2	.500
0	Cattoor, Hunter	104	242	.430
3	Pedulla, Sean	179	430	.416
13	Maddox, Darius	64	171	.374
2	Collins, MJ	49	141	.348
1	Rice, Rodney	18	56	.321
11	Camden, John	9	36	.250

Field Goal Attempts

##	Player	G	Att	Att/G
3	Pedulla, Sean	34	430	12.6
21	Basile, Grant	34	409	12.0
25	Mutts, Justyn	33	322	9.8
0	Cattoor, Hunter	30	242	8.1
13	Maddox, Darius	20	171	8.6

Field Goals Made

##	Player	G	Made	Made/G
21	Basile, Grant	34	213	6.3
25	Mutts, Justyn	33	183	5.5
3	Pedulla, Sean	34	179	5.3
0	Cattoor, Hunter	30	104	3.5
15	Kidd, Lynn	34	77	2.3

3-Point FG Percentage

##	Player	3FG	Att	Pct
0	Cattoor, Hunter	78	184	.424
21	Basile, Grant	66	169	.391
3	Pedulla, Sean	67	195	.344
1	Rice, Rodney	13	39	.333
25	Mutts, Justyn	13	40	.325
13	Maddox, Darius	20	62	.323
2	Collins, MJ	18	68	.265
11	Camden, John	6	26	.231

3-Point FG Attempts

##	Player	G	Att	Att/G
3	Pedulla, Sean	34	195	5.7
0	Cattoor, Hunter	30	184	6.1
21	Basile, Grant	34	169	5.0
2	Collins, MJ	34	68	2.0
13	Maddox, Darius	20	62	3.1

3-Point FG Made

##	Player	G	Made	Made/G
0	Cattoor, Hunter	30	78	2.6
3	Pedulla, Sean	34	67	2.0
21	Basile, Grant	34	66	1.9
13	Maddox, Darius	20	20	1.0
2	Collins, MJ	34	18	0.5

TEAM CATEGORY LEADERS

Free Throw Percentage

##	Player	Made	Att	Pct
13	Maddox, Darius	21	24	.875
3	Pedulla, Sean	85	99	.859
1	Rice, Rodney	10	12	.833
2	Collins, MJ	24	30	.800
0	Cattoor, Hunter	39	51	.765
34	Poteat, Mylyjael	49	66	.742
21	Basile, Grant	66	93	.710
25	Mutts, Justyn	61	99	.616
15	Kidd, Lynn	17	29	.586
11	Camden, John	5	9	.556
10	Johnson, Camden	1	2	.500

Free Throw Attempts

##	Player	G	Att	Att/G
3	Pedulla, Sean	34	99	2.9
25	Mutts, Justyn	33	99	3.0
21	Basile, Grant	34	93	2.7
34	Poteat, Mylyjael	34	66	1.9
0	Cattoor, Hunter	30	51	1.7

Free Throws Made

##	Player	G	Made	Made/G
3	Pedulla, Sean	34	85	2.5
21	Basile, Grant	34	66	1.9
25	Mutts, Justyn	33	61	1.8
34	Poteat, Mylyjael	34	49	1.4
0	Cattoor, Hunter	30	39	1.3

Rebounds

##	Player	G	Reb	Reb/G
25	Mutts, Justyn	33	243	7.4
21	Basile, Grant	34	182	5.4
3	Pedulla, Sean	34	123	3.6
15	Kidd, Lynn	34	116	3.4
0	Cattoor, Hunter	30	112	3.7

Assists

##	Player	G	Ast	Ast/G
25	Mutts, Justyn	33	152	4.6
3	Pedulla, Sean	34	130	3.8
0	Cattoor, Hunter	30	71	2.4
21	Basile, Grant	34	58	1.7
2	Collins, MJ	34	49	1.4

Rebounds Average

##	Player	G	Reb	Reb/G
25	Mutts, Justyn	33	243	7.4
21	Basile, Grant	34	182	5.4
0	Cattoor, Hunter	30	112	3.7
3	Pedulla, Sean	34	123	3.6
15	Kidd, Lynn	34	116	3.4

Steals

##	Player	G	Stl	Stl/G
25	Mutts, Justyn	33	48	1.5
3	Pedulla, Sean	34	41	1.2
0	Cattoor, Hunter	30	30	1.0
21	Basile, Grant	34	15	0.4
2	Collins, MJ	34	12	0.4

Offensive Rebounds

##	Player	G	OReb	OReb/G
25	Mutts, Justyn	33	64	1.9
21	Basile, Grant	34	45	1.3
15	Kidd, Lynn	34	34	1.0
34	Poteat, Mylyjael	34	28	0.8
13	Maddox, Darius	20	26	1.3

Blocked Shots

##	Player	G	Blk	Blk/G
21	Basile, Grant	34	39	1.1
25	Mutts, Justyn	33	27	0.8
15	Kidd, Lynn	34	15	0.4
13	Maddox, Darius	20	7	0.4
3	Pedulla, Sean	34	6	0.2

Defensive Rebounds

##	Player	G	DReb	DReb/G
25	Mutts, Justyn	33	179	5.4
21	Basile, Grant	34	137	4.0
3	Pedulla, Sean	34	109	3.2
0	Cattoor, Hunter	30	104	3.5
15	Kidd, Lynn	34	82	2.4

Minutes

##	Player	G	Min	Min/G
3	Pedulla, Sean	34	1212	35:38
25	Mutts, Justyn	33	1097	33:14
0	Cattoor, Hunter	30	1024	34:08
21	Basile, Grant	34	955	28:05
2	Collins, MJ	34	840	24:42

TEAM CATEGORY LEADERS

Fouls

##	Player	G	PF	PF/G
3	Pedulla, Sean	34	95	2.8
25	Mutts, Justyn	33	83	2.5
21	Basile, Grant	34	82	2.4
0	Cattoor, Hunter	30	56	1.9
15	Kidd, Lynn	34	53	1.6

Turnovers

##	Player	G	TO	TO/G
25	Mutts, Justyn	33	93	2.8
3	Pedulla, Sean	34	71	2.1
21	Basile, Grant	34	57	1.7
0	Cattoor, Hunter	30	28	0.9
15	Kidd, Lynn	34	21	0.6

Foul Outs

##	Player	G	FO
3	Pedulla, Sean	34	4
21	Basile, Grant	34	1

TEAM GAME HIGHS

Virginia Tech - Game Highs

POINTS	95	Delaware St. (11/07/2022)
	94	William & Mary (11/13/2022)
	93	at Notre Dame (02/11/2023)
	85	Syracuse (01/28/2023)
	83	at Miami (FL) (01/31/2023)
FIELD GOALS MADE	33	at Col. of Charleston (11/20/2022)
	33	William & Mary (11/13/2022)
	33	Delaware St. (11/07/2022)
FIELD GOAL ATTEMPTS	73	at Georgia Tech (02/15/2023)
	67	at Syracuse (01/11/2023)
	67	Clemson (01/04/2023)
FIELD GOAL PERCENTAGE	.571 (32-56)	at Notre Dame (02/11/2023)
	.571 (28-49)	Duke (01/23/2023)
3 PT FG MADE	16	Florida St. (03/04/2023)
	16	William & Mary (11/13/2022)
3 PT FG ATTEMPTS	34	Florida St. (03/04/2023)
	32	Boston College (02/08/2023)
	32	Syracuse (01/28/2023)
	32	William & Mary (11/13/2022)
3 PT FG PERCENTAGE	.526 (10-19)	Duke (01/23/2023)
	.500 (16-32)	William & Mary (11/13/2022)
	.500 (14-28)	Delaware St. (11/07/2022)
FREE THROWS MADE	20	Pittsburgh (02/18/2023)
	20	at Notre Dame (02/11/2023)
FREE THROW ATTEMPTS	28	Pittsburgh (02/18/2023)
	25	at Notre Dame (02/11/2023)
FREE THROW PERCENTAGE	1.000 (12-12)	William & Mary (11/13/2022)
	1.000 (2-2)	at Virginia (01/18/2023)
REBOUNDS	45	at Boston College (12/21/2022)
	42	Clemson (01/04/2023)
	42	Minnesota (11/28/2022)
	42	Delaware St. (11/07/2022)
ASSISTS	26	Syracuse (01/28/2023)
	21	Florida St. (03/04/2023)
STEALS	11	vs Oklahoma St. (N) (12/11/2022)
	9	at Georgia Tech (02/15/2023)
	9	at Clemson (01/21/2023)
	9	vs Penn St. (N) (11/18/2022)
BLOCKED SHOTS	8	Minnesota (11/28/2022)
	6	Dayton (12/07/2022)
TURNOVERS	15	Syracuse (01/28/2023)
	15	at Boston College (12/21/2022)
FOULS	24	at Wake Forest (12/31/2022)
	21	at Georgia Tech (02/15/2023)
	21	NC State (01/07/2023)
	21	North Carolina (12/04/2022)

OPPONENT GAME HIGHS

Opponent - Game Highs

POINTS	97	vs NC State (N) (03/08/2023)
	92	at Miami (FL) (01/31/2023)
	87	at Notre Dame (02/11/2023)
	82	Boston College (02/08/2023)
	82	at Syracuse (01/11/2023)
FIELD GOALS MADE	39	vs NC State (N) (03/08/2023)
	35	at Miami (FL) (01/31/2023)
FIELD GOAL ATTEMPTS	72	at Boston College (12/21/2022)
	71	vs Old Dominion (N) (11/17/2022)
FIELD GOAL PERCENTAGE	.619 (39-63)	vs NC State (N) (03/08/2023)
	.583 (35-60)	at Miami (FL) (01/31/2023)
3 PT FG MADE	13	at Notre Dame (02/11/2023)
	12	Boston College (02/08/2023)
3 PT FG ATTEMPTS	30	at Notre Dame (02/11/2023)
	30	vs Penn St. (N) (11/18/2022)
3 PT FG PERCENTAGE	.500 (12-24)	Boston College (02/08/2023)
	.500 (11-22)	at Georgia Tech (02/15/2023)
	.500 (11-22)	William & Mary (11/13/2022)
	.500 (8-16)	at Syracuse (01/11/2023)
FREE THROWS MADE	21	North Carolina (12/04/2022)
	20	NC State (01/07/2023)
	20	at Wake Forest (12/31/2022)
FREE THROW ATTEMPTS	27	North Carolina (12/04/2022)
	26	at Georgia Tech (02/15/2023)
	26	at Wake Forest (12/31/2022)
FREE THROW PERCENTAGE	.923 (12-13)	at Virginia (01/18/2023)
	.857 (6-7)	at Notre Dame (02/11/2023)
REBOUNDS	46	vs Old Dominion (N) (11/17/2022)
	42	at Cincinnati (03/15/2023)
	42	Dayton (12/07/2022)
ASSISTS	24	Boston College (02/08/2023)
	19	vs NC State (N) (03/08/2023)
	19	at Duke (02/25/2023)
	19	at Virginia (01/18/2023)
STEALS	10	at Miami (FL) (01/31/2023)
	10	at Clemson (01/21/2023)
BLOCKED SHOTS	8	at Georgia Tech (02/15/2023)
	7	vs Oklahoma St. (N) (12/11/2022)
TURNOVERS	19	Grambling (12/17/2022)
	17	at Clemson (01/21/2023)
	17	vs Oklahoma St. (N) (12/11/2022)
FOULS	24	Pittsburgh (02/18/2023)
	21	Clemson (01/04/2023)
	21	vs Oklahoma St. (N) (12/11/2022)

TEAM GAME LOWS

Virginia Tech - Game Lows

POINTS	50		at Clemson (01/21/2023)
	61		vs Penn St. (N) (11/18/2022)
	65		at Duke (02/25/2023)
	65		Clemson (01/04/2023)
	65		at Boston College (12/21/2022)
FIELD GOALS MADE	18		at Clemson (01/21/2023)
	21		Clemson (01/04/2023)
FIELD GOAL ATTEMPTS	45		Pittsburgh (02/18/2023)
	49		Duke (01/23/2023)
FIELD GOAL PERCENTAGE	.313	(21-67)	Clemson (01/04/2023)
	.340	(18-53)	at Clemson (01/21/2023)
3 PT FG MADE	3		at Syracuse (01/11/2023)
	3		vs Penn St. (N) (11/18/2022)
3 PT FG ATTEMPTS	14		Minnesota (11/28/2022)
	17		at Miami (FL) (01/31/2023)
3 PT FG PERCENTAGE	.158	(3-19)	at Syracuse (01/11/2023)
	.158	(3-19)	vs Penn St. (N) (11/18/2022)
FREE THROWS MADE	2		at Virginia (01/18/2023)
	3		at Col. of Charleston (11/20/2022)
FREE THROW ATTEMPTS	2		at Virginia (01/18/2023)
	5		at Col. of Charleston (11/20/2022)
FREE THROW PERCENTAGE	.500	(4-8)	at Georgia Tech (02/15/2023)
	.533	(8-15)	Syracuse (01/28/2023)
REBOUNDS	21		at Miami (FL) (01/31/2023)
	23		vs NC State (N) (03/08/2023)
ASSISTS	10		vs Notre Dame (N) (03/07/2023)
	12		at Duke (02/25/2023)
	12		NC State (01/07/2023)
	12		Clemson (01/04/2023)
	12		at Boston College (12/21/2022)
	12		vs Oklahoma St. (N) (12/11/2022)
	12		Minnesota (11/28/2022)
	12		at Col. of Charleston (11/20/2022)
STEALS	1		Charleston So. (11/25/2022)
	2		Pittsburgh (02/18/2023)
	2		Minnesota (11/28/2022)
	2		vs Old Dominion (N) (11/17/2022)
BLOCKED SHOTS	0		North Carolina (12/04/2022)
	1		at Cincinnati (03/15/2023)
	1		at Duke (02/25/2023)
	1		at Notre Dame (02/11/2023)
	1		at Col. of Charleston (11/20/2022)
TURNOVERS	5		at Louisville (02/28/2023)
	5		at Notre Dame (02/11/2023)
	5		Boston College (02/08/2023)
	5		Dayton (12/07/2022)
	5		Lehigh (11/10/2022)
FOULS	7		Lehigh (11/10/2022)
	10		Delaware St. (11/07/2022)

OPPONENT GAME LOWS

Opponent - Game Lows

POINTS	48		Grambling (12/17/2022)
	49		Dayton (12/07/2022)
	51		at Clemson (01/21/2023)
	52		Lehigh (11/10/2022)
	54		at Louisville (02/28/2023)
FIELD GOALS MADE	18		at Clemson (01/21/2023)
	18		Dayton (12/07/2022)
FIELD GOAL ATTEMPTS	47		at Clemson (01/21/2023)
	49		Syracuse (01/28/2023)
FIELD GOAL PERCENTAGE	.300	(18-60)	Dayton (12/07/2022)
	.365	(23-63)	at Wake Forest (12/31/2022)
	.365	(23-63)	Lehigh (11/10/2022)
	.365	(19-52)	Grambling (12/17/2022)
3 PT FG MADE	2		at Louisville (02/28/2023)
	3		Pittsburgh (02/18/2023)
	3		at Clemson (01/21/2023)
	3		at Boston College (12/21/2022)
	3		Dayton (12/07/2022)
	3		North Carolina (12/04/2022)
3 PT FG ATTEMPTS	14		at Louisville (02/28/2023)
	15		Dayton (12/07/2022)
3 PT FG PERCENTAGE	.143	(2-14)	at Louisville (02/28/2023)
	.158	(3-19)	at Boston College (12/21/2022)
FREE THROWS MADE	0		Florida St. (03/04/2023)
	1		Lehigh (11/10/2022)
FREE THROW ATTEMPTS	2		Florida St. (03/04/2023)
	2		Lehigh (11/10/2022)
FREE THROW PERCENTAGE	.000	(0-2)	Florida St. (03/04/2023)
	.444	(4-9)	at Louisville (02/28/2023)
REBOUNDS	24		Florida St. (03/04/2023)
	24		Delaware St. (11/07/2022)
ASSISTS	5		at Louisville (02/28/2023)
	6		North Carolina (12/04/2022)
STEALS	1		at Notre Dame (02/11/2023)
	1		Boston College (02/08/2023)
	1		Dayton (12/07/2022)
BLOCKED SHOTS	0		vs Penn St. (N) (11/18/2022)
	1		at Notre Dame (02/11/2023)
	1		Grambling (12/17/2022)
	1		Lehigh (11/10/2022)
TURNOVERS	5		at Virginia (01/18/2023)
	6		at Notre Dame (02/11/2023)
FOULS	9		at Virginia (01/18/2023)
	10		Florida St. (03/04/2023)

BOX SCORES

GAME 1: COPPIN STATE

GAME 2: SOUTH CAROLINA

GAME 3: CAMPBELL

GAME 4: WOFFORD



HUNTER CATTOOR
GR. • G • 6-3 • 200
ORLANDO, FLA.
BISHOP MOORE



MJ COLLINS
SO. • G • 6-4 • 195
CLOVER, S.C.
COMBINE ACADEMY



SEAN PEDULLA
JR. • G • 6-1 • 195
EDMOND, OKLA.
EDMOND MEMORIAL



MEKHI LONG
GR. • F • 6-7 • 200
BRYANS ROAD, MD.
OLD DOMINION



PATRICK WESSLER
R-FR. • C • 7-0 • 255
MATTHEWS, N.C.
COMBINE ACADEMY



BRANDON RECHSTEINER
FR. • G • 6-1 • 185
ACWORTH, GA.
ETOWAH



JOHN CAMDEN
R-SO. • F • 6-8 • 220
DOWNTOWN, PA.
BREWSTER ACADEMY



JAYDON YOUNG
FR. • G • 6-4 • 205
GOLDSBORO, N.C.
GREENSBORO DAY SCHOOL



LYNN KIDD
SR. • C • 6-10 • 235
GAINESVILLE, FLA.
CLEMSON



TYLER NICKEL
SO. • G/F • 6-7 • 220
HARRISONBURG, VA.
NORTH CAROLINA



ROBBIE BERAN
GR. • F • 6-9 • 215
RICHMOND, VA.
NORTHWESTERN



MICHAEL WARD
SO. • G • 6-2 • 175
BETHESDA, MD.
WALT WHITMAN



MYLYJAEEL POTEAT
SR. • F • 6-9 • 265
REIDSVILLE, N.C.
RICE



CONNER VENABLE
FR. • G • 6-3 • 190
WASHINGTON, D.C.
THE HEIGHTS SCHOOL



MIKE YOUNG
HEAD COACH
5TH SEASON



J.D. BYERS
ASSISTANT COACH
1ST SEASON



KEVIN GILTNER
ASSISTANT COACH
5TH SEASON



CHRISTIAN WEBSTER
ASSISTANT COACH
8TH SEASON