

'CUSE BASKETBALL

rv/-- SYRACUSE (14-5, 5-1) at # 10/8 VIRGINIA TECH (15-3, 4-2) Jan. 26, 2019 • Cassell Coliseum • Blacksburg, Va.

2018-19 SCHEDULE (14-5, 5-1)		
November		
2K Empire Classic at Syracuse, N.Y.		
	6 EASTERN WASHINGTON	W, 66-34
	10 MOREHEAD STATE	W, 84-70
2K Empire Classic at New York, N.Y.		
	15 vs. Connecticut	L, 76-83
	16 vs. #13/16 Oregon	L, 65-80
	21 COLGATE	W, 77-56
ACC/Big 10 Challenge		
	28 at #16/16 Ohio State	W, 72-62
December		
	1 CORNELL	W, 63-55
	4 NORTHEASTERN	W, 72-49
	8 GEORGETOWN	W, 72-71
	15 OLD DOMINION	L, 62-68
	18 #14/15 BUFFALO	L, 59-71
	22 ARKANSAS STATE	W, 82-52
	29 ST. BONAVENTURE	W, 81-48
January		
	5 at Notre Dame	W, 72-62
	9 CLEMSON	W, 61-53
	12 GEORGIA TECH	L, 69-73
	14 at #1/2 Duke	W, 95-91 OT
	19 PITTSBURGH	W, 74-63
	24 MIAMI	W, 73-53
	26 #10/8 at Virginia Tech	8:00 p.m.
	30 at Boston College	8:00 p.m.
February		
	2 at Pittsburgh	6:00 p.m.
	5 FLORIDA STATE	8:00 p.m.
	9 BOSTON COLLEGE	2:00 p.m.
	13 at NC State	8:00 p.m.
	20 LOUISVILLE	7:00 p.m.
	23 DUKE	6:00/8:00 p.m.
	26 at North Carolina	7:00/9:00 p.m.
March		
	2 at Wake Forest	12:00 p.m.
	4 VIRGINIA	7:00 p.m.
	9 at Clemson	12:00 p.m.
ACC Tournament, Charlotte, N.C.		
	12-16 ACC Tournament	TBD

SU Storylines

1. The Orange start a streak of three straight road games at #10/8 Virginia Tech.
2. Syracuse and Virginia Tech staffs participate in Coaches vs. Cancer "Suits and Sneakers" Week.
3. Orange tally season-high 14 3-pointers in 73-53, Miami victory.
4. Tyus Battle earned ACC Player of the Week for the third time this year on Jan. 21. He averaged 27.5 points per game in wins vs. Duke and Pitt.

ESPN **TK99** **WAER 88.3**
 CLASSIC ROCK 99.5/105.5

Mike Couzens
Corey Alexander

Matt Park
Jim Satalin

Connor Federico
Anthony Mazzini
Henry Seeliger

Orange Travel To Take On #10/8 Hokies

rv/-- Syracuse (14-5, 5-1) goes up against its second top-10 foe of the month when the Orange play at #10/8 Virginia Tech (15-3, 4-2) on Saturday, Jan. 26.

The Orange upset #1/2 Duke, 95-91 in overtime, on Jan. 14. Syracuse has won seven of its last eight outings.

Virginia Tech is a perfect 10-0 at home this season. The Hokies lost their most recent contest, 103-82, at #11/12 North Carolina.

Syracuse owns an 9-3 advantage in the series with Virginia Tech.

Syracuse Notes

- ✓ The Orange rank ninth among Division I teams in field goal percentage defense (.384)
- ✓ Syracuse has posted double-digit 3-point totals in its last three outings, hitting 11 against Duke, 12 versus Pittsburgh, and a season-high 14 against Miami.
- ✓ SU limited Duke, Pitt and Miami to a combined 28-of-107 on 3-point tries (.262).

Virginia Tech Notes

- ✓ Virginia Tech ranks eighth nationally in scoring margin (+16.7). The Hokies are third in 3-point field goal percentage (.421)
- ✓ The Hokies have four players averaging in double-digit points, led by guard Nickeil Alexander-Walker at 18.3.

S	VS.	VT
2018-19	Season	2018-19
14-5, 5-1	W-L	15-3, 4-2
7-3	Last 10	8-2
4-1	Last 5	3-2
71.8	PPG	78.7
62.8	OPP PPG	61.9
+9.0	Margin	+16.7
.428	FG %	.497
.384	FG % DEF	.414
.324	3PT %	.421
.299	3PT % DEF	.345
.693	FT %	.759
37.2	RPG	32.6
37.0	OPP RPG	29.5
+0.2	Margin	+3.1
13.2	Assists PG	16.9
12.1	Turnovers PG	11.4
5.2	Blocks PG	2.5
7.9	Steals PG	7.1
1.1	A/TO Ratio	1.5

THE SYRACUSE TOP 9

No.	Player	Pos.	Ht.	Class	2018-19		No.	Player	Pos.	Ht.	Class	2018-19	
					PPG	RPG						PPG	RPG
	25 Tyus Battle	G	6-6	So.	17.8	3.2		13 Paschal Chukwu	C	7-2	Sr.	4.3	6.2
					32 points in overtime win at Duke							Career-best 18 rebounds and 10 points at Duke	
					ACC Player of the Week Three Times							Tallest player in Orange hoop history	
	35 Buddy Boenheim	G	6-5	Fr.	4.8	1.1		21 Marek Dolezaj	F	6-10	So.	3.6	3.2
					Season-high 13 points against Pittsburgh							Five assists in back-to-back wins versus Pitt, Miami	
					Tallied 12 points versus St. Bonaventure and Miami							Season-high 10 points versus Clemson	
	11 Oshae Brissett	F	6-8	So.	13.4	7.6		23 Frank Howard	G	6-5	Sr.	7.7	2.1
					21 points, 14 boards in win against Northeastern							Averaging 10.5 points, 3.7 assists in ACC games	
					Julius Erving Award Watch List							Season-high 16 points at Duke	
	5 Jalen Carey	G	6-3	Fr.	4.5	2.1		33 Elijah Hughes	F	6-6	RJr.	15.3	4.5
					Career-high 26 points, 7 boards against Connecticut							Career-high 22 points and 10 boards at Notre Dame	
					Debuted with 7 points, 6 rebounds versus EWU							Leads team in 3-point average (2.7)	
					Pronunciation Guide			35 Bourama Sidibe	F	6-10	Fr.	2.3	2.9
	Oshae Brissett	o-SHAY Briss-SET										11 points, 10 rebounds vs. Colgate	
	Paschal Chukwu	PASS-cal Chew-coo										Eight boards against Morehead State/Hendae nones	
	Marek Dolezaj	ma-WRECK DOUGH-le-zaage											
	Bourama Sidibe	boe-RAH-ma C-D-Bay											

'CUSE BASKETBALL

SYRACUSE-VIRGINIA TECH SERIES



ALL-TIME SERIES

Overall	Syracuse leads, 9-3
Home Total	Syracuse leads, 6-1
Home Total (Manley)	Virginia Tech leads, 1-0
Home Total (Dome)	Syracuse leads, 6-0
Away Total (Cassell Coliseum)	Virginia Tech leads, 3-2
Neutral Site	Syracuse leads, 1-0
Current SYR Streak	W1
Longest SYR Winning Streak	5 (2011-2016)
Longest SYR Losing Streak	2 (1976-1978)
Largest SYR Margin of Victory	20 (88-68, 12/2/2000)
Largest SYR Margin of Defeat	16 (87-71, 1/30/1978)

ALL-TIME SERIES

Date	Site	W-L	SU-OPP
2/28/1976	Manley Field House	L	81-92
<i>Cooke's 30 points and Davis's 25 points lift Hokies to win.</i>			
1/30/1978	Cassell Coliseum	L	71-87
<i>Henson's seven steals stifle Orange offense.</i>			
12/2/2000	Carrier Dome	W	88-68
<i>Griffin dishes out 11 assists in rout of Hokies.</i>			
1/26/2002	Carrier Dome	W	81-69
<i>Williams pours in 28 to overpower Hokies.</i>			
1/31/2004	Carrier Dome	W	76-64
<i>McNamara's 26 points propels Orange to win.</i>			
11/23/2011	Madison Square Garden	W	69-58
<i>Joseph's 20 points brings Orange to NIT Tip-Off win.</i>			
1/7/2014	Cassell Coliseum	W	72-52
<i>'Cuse stays unbeaten, improves to 15-0.</i>			
1/3/2015	Cassell Coliseum	W	68-66
<i>Roberson's 11 points and 17 rebounds powers Orange.</i>			
2/3/2015	Carrier Dome	W	72-70
<i>Gbinije scores final six points to seal the win.</i>			
2/2/2016	Carrier Dome	W	68-60 OT
<i>Roberson grabs 15 rebounds, carries 'Cuse to OT Win.</i>			
1/10/2017	Cassell Coliseum	L	73-83
<i>Five Hokies score in double figures to best 'Cuse.</i>			
12/31/2017	Carrier Dome	W	61-56
<i>Brissett's 19 points and nine rebounds lead Orange.</i>			



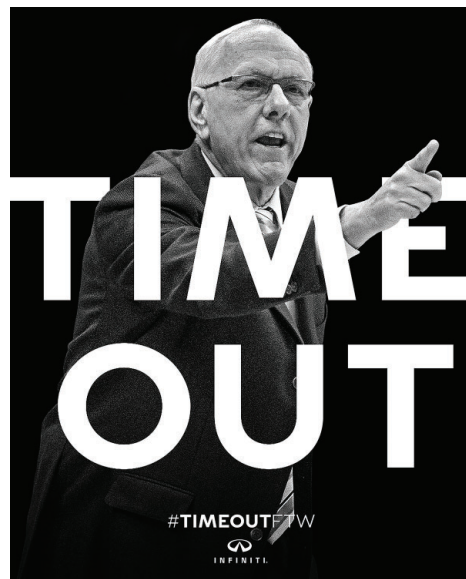
Tyler Roberson hauled in 15 rebounds to lead the Orange to an Overtime win in 2016.

INDIVIDUAL HIGHS

Points: 28, DeShaun Williams (at SU, 1/26/2002)
Rebounds: 17, Tyler Roberson (at VT, 1/3/2015)
Assists: 11, Allen Griffin (at SU, 12/2/2000)
Steals: 4, DeShaun Williams (12/2/2000) ; Michael Gbinije, Rakeem Christmas (at SU, 2/3/2015)
Blocks: 5, Fab Melo (At MSG, 11/23/2011); Rakeem Christmas (at SU, 2/3/2015)
Turnovers: 9, Marty Byrnes (at VT, 1/30/1978)
Field Goals Made: 11, Damone Brown (at SU, 12/2/2000)
Field Goal Attempts: 22, Marty Byrnes (at VT, 1/30/1978)
Best FG Percentage (min. 7 made): .875, 7-8, Tyler Roberson (at VT, 1/10/2017)
Free Throws Made: 9, Oshae Brissett (at SU, 12/31/2017)
Free Throw Attempts: 10, Preston Shumpert (at SU, 1/26/2002); Michael Gbinije, Rakeem Christmas (at SU, 2/3/2015); Oshae Brissett (at SU, 12/31/2017)
Best FT Percentage (min 8-8): 1.000, 8-8, DeShaun Williams (at SU, 1/26/2002)
3-Point FGs Made: 7, DeShaun Williams (at SU 12/2/2000)
3-Point FGs Attempted: 14, Gerry McNamara (at SU, 1/31/2004)
Best 3-Point FG Percentage (min. 3 made): .800, 4-5, DeShaun Williams (at SU 1/26/2002)

TEAM HIGHS

Points: 88 (at SU, 12/2/2000)
Rebounds: 44 (at SU, 2/2/2016)
Assists: 26 (at SU 12/2/2000)
Steals: 15 (at SU 12/2/2000)
Blocks: 10 (at SU 1/31/2004)
Fewest Turnovers: 7 (at VT 1/7/2014)
Field Goals Made: 32 (at SU 2/28/1976); (at SU 12/2/2000)
Field Goal Attempts: 70 (at SU 2/28/1976)
Best FG Percentage: .545, 24-44 (at SU 1/26/2002)
Free Throws Made: 25 (at SU 1/26/2002)
Free Throw Attempts: 32 (at SU 2/02/2016)
Best FT Percentage: .944, 17-18, (at SU 2/28/1976)
3-Point FGs Made: 9 (at SU 12/2/2000); (at VT 1/7/2014)
3-Point FGs Attempted: 31 (at SU 12/2/2000)
Best 3-Point FG Percentage (min. 5 made): .667, 8-12 (at SU 1/26/2002)



Coach Boeheim Part of Infiniti Timeout For The Win Program

Jim Boeheim is one of 48 Division I college basketball coaches participating in the Infiniti Timeout For The Win program to raise money for charity.

Coaches, universities, and fans have a forum to compete against each other while collecting \$1M for Coaches vs. Cancer through various donation methods and events.

#TIMEOUTFTW PROGRAM

vote for Coach Boeheim on:

INFINITITIMEOUT.com

'CUSE BASKETBALL



Tyus Battle

January's Best Tyus Battle

- 6 games
- 17.3 ppg.
- 3.8 rpg.
- 3.5 apg.
- 0.7 bpg.
- 1.0 spg.
- 39.0 mpg.

January Orange Notes

- ✓ **Jan. 24:** The Orange converted a season-high 14 3-pointers and defeated visiting Miami, 73-53. The hot shooting helped Syracuse put together a 19-5, second-half run that secured the victory.
- ✓ **Elijah Hughes** tied his career-best efforts with 22 points and six 3-point baskets. Buddy Boeheim came off the bench to contribute 12 points, including 10 in the first half.
- ✓ **Jan. 19:** Syracuse expanded a halftime advantage to as many as 20 points and eventually defeated Pittsburgh, 74-63. The Orange defenders limited the Panthers to 22-of-65 (.338) from the field.
- ✓ **Tyus Battle** led four Syracuse players in double-digit points with 22. **Paschal Chukwu** returned to the starting lineup and grabbed 11 rebounds.
- ✓ **Jan. 14:** Syracuse overcame a 12-0 deficit to start the game and eventually upset #1/2 Duke on the road, 95-91 in overtime. It was the Orange's first victory over a top-ranked club since Jan. 19 2013, when Syracuse won at #1 Louisville, 70-68.
- ✓ **Tyus Battle** led the charge with a season-high 32 points. **Elijah Hughes** tallied 20 points, including 18 in the first half. **Paschal Chukwu** came off the bench to grab a career-high 18 rebounds, as well as contribute 10 points and three blocks.
- ✓ **Coach Jim Boeheim** improved his career record against *Associated Press* number-one teams on the road to 3-2.
- ✓ **Jan. 12:** Georgia Tech shot .595 (25-of-42) from the field and scored 46 second-half points to defeat Syracuse, 73-59.
- ✓ **Oshae Brissett** scored all 15 of his points in the second half. **Elijah Hughes** had 12 points and **Tyus Battle** 11.
- ✓ **Jan. 9:** The Orange defeated Clemson for the third straight time, beating the Tigers 61-53. Four players scored in double digits, led by **Elijah Hughes**, who had 14 points and a squad-best seven rebounds.
- ✓ **Marek Dolezaj** had a solid all-around game against Clemson, contributing a season-high 10 points, four rebounds, four assists, two blocks and two steals in 30 minutes of action.



The Syracuse bench celebrates the Jan. 14 upset of #1/2 Duke at Cameron Indoor Stadium. The Orange became the first unranked team to beat a top-ranked Duke squad in Durham, ending a 90-0 streak for the Blue Devils.

- ✓ **Jan. 5:** Syracuse opened its sixth season of ACC play with a 72-62 victory at Notre Dame. The Orange used a 9-0 run to start the second half and never trailed over the final 20 minutes of play.
- ✓ **Elijah Hughes** posted career highs of 22 points and 10 rebounds against the Irish. **Oshae Brissett** also contributed a double-double, with 18 points and 11 rebounds. **Tyus Battle** added 17 points.

SYRACUSE VS. #1 (5-7)

				Ranking SU Opp
3/13/1950	vs. Bradley	L	66-78	1
12/10/1983	N. Carolina	L	64-87	1
1/28/1985	Georgetown	W	65-63	11 1
2/23/1985	St. John's	L	83-88	7 1
3/8/1985	vs. Georgetown	L	65-74	13 1
12/30/1995	vs. Massachusetts	L	47-65	13 1
2/1/1999	at Connecticut	W	59-42	16 1
2/8/2006	at Connecticut	L	50-73	1
3/9/2006	vs. Connecticut	W	86-84 OT	1
2/11/2009	at Connecticut	L	49-63	23 1
1/19/2013	at Louisville	W	70-68	6 1
1/14/2019	at Duke	W	95-91 OT	1



'Cuse Staff Part of Suits and Sneakers Week


The Syracuse men's basketball staff is joining with Coaches vs. Cancer to participate in Suits & Sneakers Week, January 21-27. The staff wore sneakers at its home game against Miami on January 24 and will again at Virginia Tech on January 26.

The Coaches vs. Cancer Suits and Sneakers Week is an annual nationwide event designed to raise funds and awareness about the fight against cancer. While coaching games during the week, the Syracuse staff and other coaches across the country wore sneakers as a visible reminder about the importance of nutrition and physical activity in reducing the risk of cancer.

"Thank you for making Suits And Sneakers Week an important part of your program," said Oklahoma's Lon Kruger, chair of the Coaches vs. Cancer Council. "It's a terrific opportunity for coaches across the nation to unite using our platform to help others and promote Coaches vs. Cancer."

Princess Lacey's Legacy is a campaign in memory of eight-year old basketball fan Lacey Holsworth, raises funds for pediatric cancer. Gold shoelaces from Shoe Carnival help bring awareness to the Princess Lacey's Legacy.

'CUSE BASKETBALL



Oshae Brissett

December's Best Oshae Brissett

7 games
13.1 ppg.
9.0 rpg.
2.0 apg.
1.0 bpg.
0.9 spg.
33.3 mpg.

December Orange Notes

- ✓ **Dec. 29:** Syracuse raced out to a 17-2 start and never looked back in defeating St. Bonaventure, 81-48. The Orange added a 17-4 stretch in the first half to build a comfortable cushion.
- ✓ **Tyus Battle** had a game-high 21 points after hitting all eight of his field-goal attempts and 5-of-6 from the foul line. **Elijah Hughes** added 16 points.
- ✓ **Dec. 22:** The Orange posted a 15-2 run early in the second half to blow open a tight game and beat Arkansas State, 82-52.
- ✓ **Paschal Chukwu** had a season-high 13 rebounds and **Tyus Battle** and **Elijah Hughes** each scored 17 points.
- ✓ **Dec. 18:** Syracuse let a nine-point advantage slip away in a 71-59 loss to #14/15 Buffalo. It was the Bulls' first win against the Orange since Jan. 16, 1963.
- ✓ **Elijah Hughes** had 16 points, **Frank Howard** had 13 and **Oshae Brissett** added 10 points and 12 rebounds.
- ✓ **Dec. 15:** Old Dominion came back from a 13-point deficit to beat Syracuse in the Dome, 68-62. The Orange had a five-game winning streak halted while the Monarchs extended their run to six straight victories.
- ✓ **Dec. 8:** **Tyus Battle** had a game-high 23 points and **Elijah Hughes** added 15 for the Orange. Syracuse was outscored in the paint, 22-10.
- ✓ **Dec. 8:** **Tyus Battle** nailed a jumper with just seconds left to push the Orange past Georgetown, 72-71. Battle finished with 26 points, 25 of which came in the second half. **Elijah Hughes** added 15 points.
- ✓ Syracuse made just 1-of-12 to start the game and trailed 13-5 before rallying. It was the 94th meeting between the Orange and the Hoyas.
- ✓ **Dec. 4:** Syracuse scored the last nine points of the first half and held on the rest of the way in a 72-49 victory against Northeastern in the Dome. The Orange improved to 7-0 versus the Huskies.
- ✓ **Oshae Brissett** tied his career-best effort with 14 boards and added 21 points. **Elijah Hughes** added 17 points and **Buddy Boeheim** had 11 off the bench.

- ✓ **Dec. 2:** In a matchup that featured Syracuse **Coach Jim Boeheim** and guard **Buddy Boeheim** playing against Cornell and forward **Jimmy Boeheim**, the Orange emerged with a 63-55 victory.
- ✓ **Tyus Battle** had a season-high 26 points and sophomore forward Oshae Brissett added 19 points and eight rebounds against the Big Red.
- ✓ SU won its 39th straight versus Cornell.




Oshae Brissett



November's Best Oshae Brissett

6 games
14.7 ppg.
7.3 rpg.
2.0 apg.
0.3 bpg.
1.3 spg.
31.3 mpg.

November Orange Notes

- ✓ **Nov. 28:** Syracuse won at #16/16 Ohio State, 72-62, in the ACC/Big 10 Challenge. The Orange overcame a seven-point, first-half deficit to beat the Buckeyes.
- ✓ **Tyus Battle** had 20 points, **Elijah Hughes** 18 and **Oshae Brissett** 14 for the Orange.
- ✓ **Nov. 21:** Syracuse defeated Colgate for the 53rd straight time, winning 77-56 at the Dome. The Orange overcame a five-point, first-half deficit, and built a 34-8 advantage on points in the paint.
- ✓ **Tyus Battle** was 8-of-10 from the field, including 3-of-3 on 3-point attempts, and added five free throws in a 24-point performance against Colgate. **Bourama Sidibe** had 11 points and 10 rebounds.
- ✓ **Nov. 16:** Four players in double-digit points were not enough and the 15/14 Orange lost to 13/16 Oregon in the consolation game of the 2K Empire Classic, 80-65. **Tyus Battle** had 17 points, **Jalen Carey** and **Elijah Hughes** 14 each and **Oshae Brissett** had 11.
- ✓ Oregon used a 34-20 points-in-the-paint advantage and outscored the Orange 19-7 on second-chance points.
- ✓ Syracuse's back-to-back losses in the 2K Empire Classic marked the first time the Orange were defeated twice in a regular-season tournament since the 1978-79 Kentucky Invitational. Syracuse was beaten by Illinois and host Kentucky.



	VS.	
19 games 18-19	Season	19 games 17-18
14-5, 5-1	W-L	13-6, 2-4
7-3	Last 10	5-5
4-1	Last 5	1-4
71.8	PPG	70.0
62.8	OPP PPG	63.6
+9.0	Margin	+6.4
.428	FG %	.424
.384	FG % DEF	.381
.324	3PT %	.320
.299	3PT % DEF	.333
.693	FT %	.723
37.2	RPG	39.8
37.0	OPP RPG	32.9
+0.2	Margin	+6.8
13.2	Assists PG	11.3
12.1	Turnovers PG	13.2
5.2	Blocks PG	6.0
7.9	Steals PG	8.4
1.1	A/TO Ratio	0.9

- ✓ **Nov. 15:** **Jalen Carey** scored 26 points in his first collegiate start but it was not enough in an 83-76 loss to Connecticut in the semifinals of the 2K Empire Classic at New York's Madison Square Garden. Carey also had a squad-best seven rebounds.
- ✓ **Tyus Battle** had 16 points and **Elijah Hughes** added 15 in the loss to the Huskies. Connecticut hit 12 3-pointers and outrebounded the Orange 46-32.
- ✓ **Nov. 10:** **Oshae Brissett** (17 points, 12 rebounds) and **Paschal Chukwu** (14 points, 10 rebounds) each posted double-doubles to help Syracuse defeat Morehead State, 84-70.
- ✓ **Tyus Battle** (23 points) and **Elijah Hughes** (21 points) both topped 20 points to lead four players in double digits.
- ✓ **Nov. 6:** SU set a Dome standard for fewest points allowed in a 66-34 win against Eastern Washington. The Orange held the Eagles to 13-of-59 (.220) from the field.
- ✓ **Oshae Brissett** led the way with 20 points and eight rebounds.

'CUSE BASKETBALL

2018-19 SU Free Throw Shooting In Last 5 Minutes, OT

includes Miami game

No.	Player	5:00-2:00	1:59-1:00	:59-0:00	Total	Pct.	OT	2018-19	Pct.
25	Battle	9-10	0-1	5-9	14-18	.778		86-108	.796
11	Brissett	4-8	2-3	2-4	8-15	.533		65-94	.691
33	Hughes	4-4	1-2	2-2	7-8	.875		40-53	.755
13	Chukwu	3-6			3-6	.500	2-3	27-46	.587
5	Carey			4-4	4-4	1.000		22-32	.688
34	Sidibe	2-4		1-2	3-6	.500		14-31	.452
23	Howard		4-4	2-2	6-6	1.000		16-21	.762
21	Dolezaj	3-5		2-3	5-8	.625		9-17	.529
35	Boeheim	1-2			1-2	.500		10-15	.667
20	Braswell		2-2	3-5	5-7	.714		5-7	.714
Totals		26-39	9-12	21-30	56-80	.700	2-3	294-424	.693

ORANGE IN THE NBA

Player	at SU	NBA Team	Notes	includes games of 1/24
Carmelo Anthony	2002-03	Chicago	10 games, 13.4 ppg.; 5.4 rpg.	(with Houston)
Michael Carter-Williams	2011-13	free agent	16 games, 4.3 ppg.; 1.3 apg.	
Tyler Lydon	2015-17	Denver	17 games; 1.2 ppg.; 0.8 rpg.	
Jerami Grant	2011-13	OKC	48 games, 12.8 ppg.; 5.0 rpg.	
Wesley Johnson	2009-10	New Orleans	24 games, 3.8 ppg., 2.3 rpg.	
Malachi Richardson	2015-16	Toronto	22 games, 1.4 ppg., 0.8 rpg.	
Dion Waiters	2010-12	Miami	9 game, 9.4 ppg., 2.0 apg.	

ORANGE IN THE NBA G LEAGUE

Player	at SU	NBA-G Team	Notes	includes games of 1/24
C.J. Fair	2010-14	Windy City	30 games, 13.4 ppg., 8.2 rpg.	
Michael Gbinije	2013-16	Santa Cruz	25 games, 7.3 ppg., 2.8 rpg.	
John Gillon	2016-17	Erie	27 games, 16.2 ppg., 6.8 apg.	
Malachi Richardson	2015-16	Toronto	11 games, 22.1 ppg., 5.9 rpg.	
Hakim Warrick	2001-05	Iowa	26 games, 10.2 ppg., 5.3 rpg.	



Oshae Brissett

October's Best Oshae Brissett
2 exhibition games
18.0 ppg.
8.0 rpg.
2.5 apg.
0.0 bpg.
2.5 spg.
28.0 mpg.

October Orange Notes

- ✓ **Oct. 31:** Syracuse had four players score in double digits and outscored Le Moyne 38-14 in the paint in a 89-52 exhibition triumph for the Orange.
- ✓ Redshirt junior forward **Elijah Hughes** hit 7-of-9 from the field, including 2-of-3 on 3-point attempts, and 5-of-5 from the foul line to tally a game-best 21 points.
- ✓ Syracuse was 32-of-59 (.542) from the field, 9-of-19 (.474) on 3-pointers and 16-of-19 (.842) from the our line.

- ✓ **Oct. 25:** Sophomore forward **Oshae Brissett** had 22 points and 14 rebounds to lead Syracuse past College of St. Rose in an exhibition game, 80-49.
- ✓ Redshirt junior forward **Elijah Hughes** and freshman guard **Buddy Boeheim** each contributed 19 points. Senior center **Paschal Chukwu** grabbed 11 boards.
- ✓ **Oct. 24:** Coach Jim Boeheim, senior guard **Frank Howard** and junior guard **Tyus Battle** attended ACC Operation Basketball in Charlotte, N.C.
- ✓ The Orange were ranked fourth in the ACC preseason poll behind Duke (1), Virginia (2) and North Carolina (3). **Battle** earned first-team recognition on the Preseason All-ACC Team.



2018-19 BY CLASS

includes Miami game

Scoring Class	PPG	Pct.
Senior	10.3	.143
Junior	33.1	.460
Sophomore	19.4	.269
Freshmen	9.2	.128
Rebounding Class	RPG	Pct.
Senior	7.6	.233
Junior	7.7	.235
Sophomore	14.0	.428
Freshmen	3.4	.105
Assists Class	APG	Pct.
Senior	3.1	.231
Junior	3.7	.283
Sophomore	4.2	.319
Freshman	2.2	.167
Blocks Class	SPG	Pct.
Senior	2.1	.398
Junior	0.9	.184
Sophomore	1.9	.367
Freshman	0.3	.051
Steals Class	SPG	Pct.
Senior	1.9	.245
Junior	2.4	.305
Sophomore	2.5	.311
Freshman	1.1	.139
Field Goal Percentage Class	Pct.	
Senior	.428	
Junior	.432	
Sophomore	.418	
Freshman	.375	
3PT Field Goal Percentage Class	Pct.	
Senior	.301	
Junior	.346	
Sophomore	.351	
Freshman	.355	
Free Throw Percentage Class	Pct.	
Senior	.642	
Junior	.783	
Sophomore	.620	
Freshman	.673	

The Gerry McNamara Show



Tuesday Nights
7:00 - 8:00 p.m.

Live from Tully's on Erie Blvd.

ESPN
97.7/100.1 FM

'CUSE BASKETBALL

LEAD/DEFICIT COMPARISON

Opponent	Lead	Deficit	Run	Changes	Ties	Result
E. WASHINGTON	37 (6:27-2nd)	1 (18:26-1st)	17-0 (2nd)	2	1	W, 66-34
MOREHEAD	16 (0:15-2nd)	---	12-0 (2nd)	0	0	W, 84-70
vs. Connecticut	2 (11:40-1st)	13 (13:22-2nd)	11-0 (1st)	2	6	L, 76-83
vs. Oregon	5 (13:18-1st)	17 (4:02-2nd)	7-0 (1st, 2nd)	5	2	L, 65-80
COLGATE	28 (2:25-2nd)	5 (9:46-1st)	17-0 (2nd)	11	11	W, 77-56
at Ohio State	12 (6:21-2nd)	7 (17:50-1st)	11-0 (2nd)	9	8	W, 72-62
CORNELL	15 (17:57-2nd)	5 (7:46-1st)	12-0 (1st)	8	5	W, 63-55
NORTHEASTERN	25 (0:51-2nd)	2 (15:05-1st)	12-0 (1st-2nd)	2	1	W, 72-49
GEORGETOWN	6 (9:52-2nd)	15 (18:59-2nd)	13-0 (2nd)	9	2	W, 72-71
OLD DOMINION	13 (0:44-1st)	6 (1:19-2nd)	12-0 (1st)	5	6	L, 62-68
BUFFALO	9 (9:29-1st)	12 (0:44-2nd)	7-0 (1st)	1	3	L, 59-71
ARKANSAS STATE	30 (1:13-2nd)	11 (9:32-1st)	11-0 (2nd)	4	1	W, 82-52
ST. BONAVENTURE	33 (0:55-2nd)	---	10-0 (1st)	0	0	W, 81-48
at Notre Dame	11 (0:57-2nd)	10 (13:32-1st)	9-0 (2nd)	7	3	W, 72-42
CLEMSON	15 (9:30-2nd)	3 (17:53-1st)	10-0 (1st)	2	1	W, 61-53
GEORGIA TECH	5 (5:47-1st)	18 (12:15-2nd)	8-0 (2nd)	7	4	L, 59-73
at Duke	5 (1:22-OT)	12 (17:05-1st)	7-0 (1st)	13	9	W, 95-91 OT
PITTSBURGH	20 (7:32-2nd)	4 (13:37-1st)	12-0 (2nd)	2	1	W, 74-63
MIAMI	23 (1:20-2nd)	6 (13:24-1st)	7-0 (2nd)	3	3	W, 73-53
at Virginia Tech						
at Boston College						
at Pittsburgh						
FLORIDA STATE						
BOSTON COLLEGE						
at NC State						
LOUISVILLE						
DUKE						
at North Carolina						
at Wake Forest						
VIRGINIA						
at Clemson						

SU DUNK BOARD

Includes Miami game
























Player	Games	Dunks	Career
Paschal Chukwu	18	7	46
Oshae Brissett	19	12	34
Frank Howard	15		27
Tyus Battle	19	7	21
Marek Dolezaj	19	2	14
Bourama Sidibe	19	3	7
Elijah Hughes	19	4	4
Jalen Carey	18	2	2
Robert Braswell	8	2	2
Total	19	39	

ORANGE CAREER TOTALS

Includes Miami Game

Double-Digit Scoring Games			
Name	2018-19	Total	
Tyus Battle	17	68	
Oshae Brissett	14	47	
Frank Howard	4	42	
Elijah Hughes	16	16	
Paschal Chukwu	2	8	
Marek Dolezaj	1	8	
Buddy Boeheim	4	4	
Bourama Sidibe	1	3	
Jalen Carey	2	2	
20 + Point Games			
Name	2018-19	Total	
Tyus Battle	9	29	
Oshae Brissett	2	8	
Frank Howard		4	
Elijah Hughes	4	4	
Jalen Carey	1	1	
Marek Dolezaj		1	
10 + Rebound Games			
Name	2018-19	Total	
Oshae Brissett	4	18	
Paschal Chukwu	4	12	
Bourama Sidibe	1	3	
Elijah Hughes	1	1	
Marek Dolezaj		1	
Double-Double			
Name	2018-19	Total	
Oshae Brissett	4	17	
Paschal Chukwu	2	5	
Bourama Sidibe	1	2	
Elijah Hughes	1	1	
Frank Howard		1	
3+ Block Games			
Name	2018-19	Total	
Paschal Chukwu	6	28	
Oshae Brissett	1	3	
Bourama Sidibe	1	2	
Marek Dolezaj		1	
Elijah Hughes	1	1	
3+ Steal Games			
Name	2018-19	Total	
Frank Howard	3	20	
Tyus Battle	2	16	
Oshae Brissett	1	5	
Jalen Carey	3	3	
Elijah Hughes	3	3	
Bourama Sidibe	2	3	
Paschal Chukwu	1	2	
Marek Dolezaj	1	2	
Starts			
Name	2018-19	Total	Consec.
Tyus Battle	19	80	80
Oshae Brissett	19	56	56
Elijah Hughes	19	19	19
Frank Howard	15	66	15
Paschal Chukwu	13	50	2
Marek Dolezaj	6	25	
Buddy Boeheim	2	2	
Jalen Carey	2	2	

'CUSE BASKETBALL

2018-19 Opponents						
includes games of Jan. 24						
Date	Opponent	W-L	Rank	Series	Post	TV
11/6	E. WASHINGTON	5-13		1-0		 ACC
11/10	MOREHEAD STATE	8-12		3-0		 ACC
11/15	vs. Connecticut	11-8		56-39		 ESPN2
11/16	vs. Oregon	11-8		0-1		 ESPN2
11/21	COLGATE	12-8		126-45		 ACC
11/28	at Ohio State	12-6		3-5		 ESPN
12/1	CORNELL	9-8		93-31		 ESPN
12/4	NORTHEASTERN	11-9		7-0		 ACC
12/8	GEORGETOWN	12-7		51-43		 ESPN
12/15	OLD DOMINION	16-5		2-2		 RSN
12/18	BUFFALO	17-2	14/14	28-6		 ESPN2
12/22	ARKANSAS STATE	9-11		0-1		 RSN
12/29	ST. BONAVENTURE	7-12		25-4		 ESPN
1/5	at Notre Dame	11-8		29-21		 RAYCOM Sports
1/9	CLEMSON	11-7		3-4		 RAYCOM Sports
1/12	GEORGIA TECH	11-8		5-6		 ESPN2
1/14	at Duke					 ESPN
1/19	PITTSBURGH	12-7		69-45		 RSN
1/24	MIAMI	9-9		19-8		 RAYCOM Sports
1/26	at Virginia Tech	15-3	10/8	9-3		 ESPN
1/30	at Boston College	10-7		47-26		 RAYCOM Sports
2/2	at Pittsburgh					 ESPN2
2/5	FLORIDA STATE	14-5	rv/23	7-3		 RAYCOM Sports
2/9	BOSTON COLLEGE					 RAYCOM Sports
2/13	at NC State	15-4	21/19	7-4		 RAYCOM Sports
2/20	LOUISVILLE	14-5	23/24	9-18		 ESPN
2/23	DUKE	16-2	2/2	6-7		 ESPN
2/26	at North Carolina	15-4	11/12	4-11		 ESPN
3/2	at Wake Forest	8-10		7-1		 RAYCOM Sports
3/4	VIRGINIA	17-1	3/3	5-6		 ESPN
3/9	at Clemson					 RAYCOM Sports
TOTAL		318-189, .627				

Syracuse Hoop History

First Year of Basketball: 1900-01

Overall All-Time Record: 1,898-899*

NCAA Wins Ranking: 6th*

NCAA Winning Percentage Ranking: 7th*

*record reflects 101 wins vacated between 2004-07 and 2010-12 by the NCAA

NCAA Tournament Appearances (39):

1957, 1966, 1973, 1974, 1975, 1976, 1977, 1978, 1979, 1980, 1983, 1984, 1985, 1986, 1987, 1988, 1989, 1990, 1991, 1992, 1994, 1995, 1996, 1998, 1999, 2000, 2001, 2003, 2004, 2005, 2006, 2009, 2010, 2011, 2012, 2013, 2014, 2016, 2018

NCAA Tournament Record: 64-39, .621#

#record reflects 4 tournament wins vacated between 2004-07 and 2010-12 by the NCAA

NCAA Championships (1): 2003

NCAA Final Fours (6): 1975, 1987, 1996, 2003, 2013, 2016

NCAA Elite Eights (9)^: 1957, 1966, 1975, 1987, 1989, 1996, 2003, 2013, 2016

^record reflects 1 Elite Eight appearance vacated between 2004-07 and 2010-12 by the NCAA

NCAA Sweet Sixteens (19)+: 1975, 1977, 1979, 1980, 1984, 1987, 1989, 1990, 1994, 1996, 1998, 2000, 2003, 2004, 2009, 2010, 2013, 2016, 2018 (first recorded in 1975)

+record reflects 1 Sweet 16 appearance vacated between 2004-07 and 2010-12 by the NCAA

NIT Appearances (13): 1946, 1950, 1964, 1967, 1971, 1972, 1981, 1982, 1997, 2002, 2007, 2008, 2017

NIT Record%: 13-14

%record reflects 2 NIT wins vacated between 2004-07 and 2010-12 by the NCAA

Helms Foundation Championships (2):

1917-18, 1925-26

Naismith Memorial Basketball Hall of

Fame (3): Dave Bing (1990), Jim Boeheim (2005), Vic Hanson (1960)

All-Americans: 44

Consensus All-Americans (12):

Carmelo Anthony, Dave Bing, Rakeem Christmas, Derrick Coleman, Sherman Douglas, C. J. Fair, Wesley Johnson, Billy Owens, Rony Seikaly, John Wallace, Hakim Warrick, Pearl Washington

CoSIDA Academic All-Americans (7):

Hal Cohen, Dennis DuVal, Rick Dean, Craig Forth, George Hicker, Danny Schayes, Bill Smith

NCAA Postgraduate Scholarships (2):

Marius Janulis, Danny Schayes

Retired Jerseys (14):

Carmelo Anthony, Dave Bing, Roosevelt Bouie, Derrick Coleman, Sherman Douglas, Dennis DuVal, Billy Gabor, Vic Hanson, Lawrence Moten, Louis Orr, Billy Owens, Wilmet Sadat-Singh, Rony Seikaly, Pearl Washington

'CUSE BASKETBALL

SYRACUSE STATISTIC RANKINGS



Includes games of Jan. 24

Team	Stat	NCAA	ACC
W-L %	.737	56th	6th
Scoring	71.8	224th	12th
Scoring Defense	62.8	18th	3rd
Scoring Margin	+9.0	67th	9th
Rebounds	37.16	107th	9th
Off. Rebounds	10.95	125th	8th
Def. Rebounds	26.21	124th	9th
Rebound Margin	+0.2	197th	13th
Assists	13.1	208th	10th
Assist:TO Ratio	1.09	125th	8th
Turnovers	12.1	70th	4th
Turnovers Forced	16.0	45th	4th
Turnover Margin	3.9	19th	3rd
Steals	7.9	44th	2nd
Blocks	5.2	17th	4th
FG %	.428	262nd	13th
FG % Defense	.384	9th	3rd
3FG	7.8	170th	8th
3FG %	.324	269th	9th
3FG % Defense	.299	27th	6th
FT %	.693	192nd	14th
Individual			
Points Per Game	Stat	NCAA	ACC
Tyus Battle	17.8	112th	7th
Free Throw Attempts	Stat	NCAA	ACC
Tyus Battle	108	98th	5th
Free-Throws Made			
Tyus Battle	86	77th	4th
Rebounds Per Game			
Oshae Brissett	7.6	147th	11th
Offensive Rebounds Per Game			
Paschal Chukwu	2.56	121st	8th
Assist/Turnover Ratio			
Frank Howard	2.20	75th	6th
Blocks Per Game			
Paschal Chukwu	2.00	38th	5th
Minutes Played Average			
Tyus Battle	36:29	26th	3rd



@cuse_mbb

SPECIALTY STATISTICS

	PP	PTO	SCP	FBP	BP
Opponent	SU-OPP	SU-OPP	SU-OPP	SU-OPP	SU-OPP
EASTERN WASHINGTON	38-12	33-8	14-5	10-0	22-19
MOREHEAD STATE	44-36	14-16	15-10	2-6	6-10
vs. Connecticut	32-28	16-9	7-4	8-8	4-30
vs. Oregon	20-34	27-19	7-19	6-4	9-13
COLGATE	34-8	21-10	15-4	12-5	16-16
at Ohio State	18-14	8-15	8-6	7-2	12-9
CORNELL	22-12	18-14	7-3	6-6	8-15
NORTHEASTERN	32-22	14-5	19-8	9-7	22-6
GEORGETOWN	26-24	19-11	8-18	14-7	7-22
OLD DOMINION	10-22	22-15	0-11	4-6	6-15
BUFFALO	24-22	14-15	5-12	5-16	7-13
ARKANSAS STATE	26-18	24-6	18-11	13-6	24-25
ST. BONAVENTURE	28-18	32-12	9-17	17-4	25-16
at Notre Dame	16-14	11-10	11-7	2-1	6-13
CLEMSON	18-22	20-12	6-10	9-4	4-7
GEORGIA TECH	16-36	28-17	11-8	9-11	9-8
at Duke	28-44	12-22	5-19	10-11	13-28
PITTSBURGH	23-23	26-19	2-17	13-16	17-26
MIAMI	18-14	9-3	6-19	12-2	19-18
at Virginia Tech					
at Boston College					
at Pittsburgh					
FLORIDA STATE					
BOSTON COLLEGE					
at NC State					
LOUISVILLE					
DUKE					
at North Carolina					
at Wake Forest					
VIRGINIA					
at Clemson					
	473-423	368-315	173-208	168-112	236-313
2018-19 Avg.	24.9-22.3	19.4-16.6	9.1-10.9	8.8-5.9	12.4-16.5
2017-18 Avg.	26.0-23.6	12.7-12.2	11.1-10.6	4.8-6.6	6.9-14.9
2016-17 Avg.	26.2-27.2	15.6-13.5	11.7-12.1	8.0-7.6	14.7-16.7
2015-16 Avg.	26.3-28.8	14.7-12.5	11.5-11.7	7.0-6.3	12.8-19.2
2014-15 Avg.	33.1-26.1	15.5-11.3	12.5-10.9	8.9-6.7	10.2-14.6
2013-14 Avg.	29.9-22.0	16.2-8.7	13.1-9.8	7.3-5.1	11.8-13.4
2012-13 Avg.	32.7-22.3	16.2-12.5	12.8-10.4	10.1-6.7	18.3-15.2
2011-12 Avg.	34.1-23.9	19.9-10.0	12.8-11.7	13.2-6.5	31.6-14.3
2010-11 Avg.	34.3-23.8	17.6-12.3	11.9-9.5	13.0-6.4	19.0-15.2
2009-10 Avg.	40.1-27.7	18.4-15.4	13.1-12.3	14.3-6.6	24.4-15.7
2008-09 Avg.	40.4-30.2	16.0-15.9	11.7-13.2	16.3-10.2	17.9-15.7
2007-08 Avg.	38.6-28.1	17.4-16.6	13.6-12.5	14.0-8.6	9.0-18.5
2006-07 Avg.	30.1-25.1	17.2-15.1	12.2-13.4	12.3-8.4	22.9-17.0
2005-06 Avg.	30.1-24.5	16.8-16.9	13.3-11.1	11.6-8.2	13.5-14.7
2004-05 Avg.	39.9-23.5	17.9-13.6	13.9-13.0	9.5-5.3	16.0-13.9
2003-04 Avg.	37.4-27.3	15.1-12.6	13.9-13.7	7.6-5.2	10.8-14.3
PP=points in the paint	PTO=points off turnovers	SCP=second chance points			
FBP=fast break points	BP=bench points				

'CUSE BASKETBALL

Battle Earns Preseason All-American Recognition

Junior guard **Tyus Battle** has received preseason All-America recognition from *ESPN*, *NBC Sports*, *Athlon Sports*.

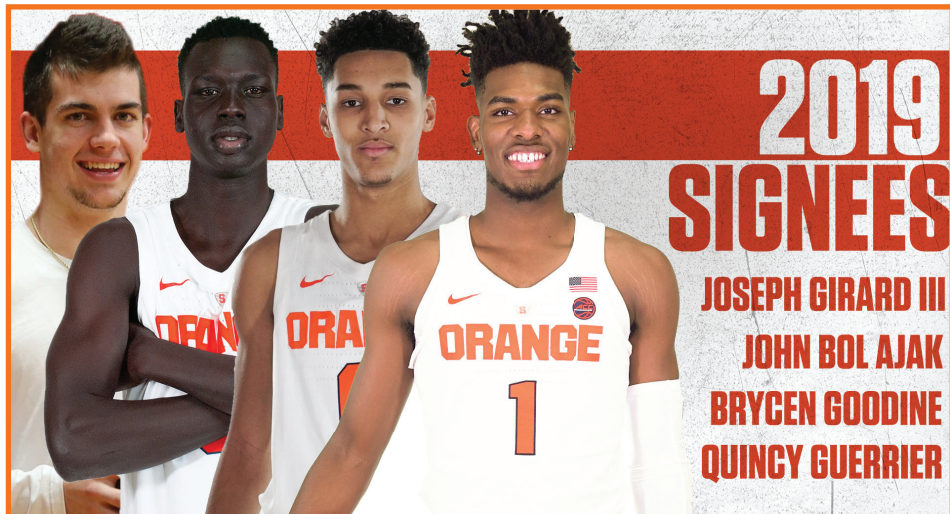
He was named to the *ESPN* and *Athlon* first teams and the *NBC Sports* Second Team.

Battle also earned preseason All-ACC First Team honors.

Battle, who started all 37 games and led Syracuse in scoring a season ago (19.2 ppg.), just missed a spot on the *Associated Press* All-America Team.

He led all Division I performers in minutes played average in 2018-19, logging 39.0 per outing.

Battle went through the pre-NBA Draft process last year and ultimately withdrew his name to return to Syracuse for his third year.



2019 SIGNEES

JOSEPH GIRARD III
JOHN BOL AJAK
BRYCEN GOODINE
QUINCY GUERRIER

Ajak, Girard, Goodine, Guerrier From Class of 2019 Sign NLI

Men's basketball coach Jim Boeheim has announced that four players -- **John Bol Ajak**, **Joseph Girard**, **Brycen Goodine**, and **Quincy Guerrier**, have signed National Letters of Intent (NLI) to play for Syracuse.

John Bol Ajak, a 6-10, 205 center, plays at The Westtown School (Pa.) for head coach Seth Berger. Ajak spent his junior year at The School at Church Farm (Pa.) and averaged 15 points per game in limited time (due to injury) for head coach Marc Turner. Ajak played for Team Final on the Nike EYBL circuit. He is a native of South Sudan.

Joseph Girard, a 6-1, 178 guard, heads into his senior year at Glens Falls Senior High School (N.Y.) as the all-time scoring leader in New York State (3,306 points). Coached by Rob Girard, Girard was the 2018 New York Gatorade Boys Basketball Player of the Year after helping the Indians to a 20-3 overall record. He averaged 50.1 points per game and was named first-team all-state, Albany Times Union Player of the Year, and MaxPreps First Team Junior All-American. Girard averaged 12.2 points for the Albany City Rocks AAU team last summer.

Brycen Goodine, a 6-4, 170 guard, plays at St. Andrews School (R.I.) for coach Mike Hart. Goodine's averages of 21.1 points, 6.5 rebounds and 5 assists helped lead the Saints to the 2018 New England Prep School Athletic Conference Class AA finals. Goodine averaged 19.1 points, 4.6 rebounds, and 1.8 steals for team BABC during the summer Nike EYBL season. He was named the 2018 Rhode Island Gatorade Boys Basketball Player of the Year.

Quincy Guerrier, a 6-7, 190 wing, plays at Thetford Academy (Quebec) for head coach Etienne Jacquet. Guerrier played in the 2018 Biosteel Canada All-Star Game and was named MVP. Guerrier participated in the inaugural Signatiera All-Canadian showcase as well as the Adidas All-American Camp. He also was one of 10 Canadian players selected to attend the National Basketball Association's Team Camp. Playing for Brookwood Elite on the Adidas Gauntlets, Guerrier averaged 24.2 points and 6.8 rebounds in 14 games.

The National Letter-of-Intent program was started in 1964. Administered by the Collegiate Commissioners Association (CCA), the program was designed with prospective student-athletes in mind. A signed letter-of-intent indicates a prospective student-athlete agrees to attend the designated college or university for one academic year. Institutions agree to provide athletics financial aid for one academic year to the student-athlete, provided the student-athlete is admitted to the institution and is eligible for financial aid under NCAA rules.



Cuse Hosts Ft. Drum Soldiers

Coach Jim Boeheim and the Syracuse men's basketball team hosted soldiers from Ft. Drum at a practice session in the Anthony Center on Thursday.

In what has become more than an annual event, the Orange hoop squad opened the doors to members of the 10th Mountain Division at Fort Drum to watch a two-hour practice and get some shots of their own up before joining together for a meal.

The soldiers were led by Lieutenant Colonel Thomas Goettke, 3-6 Artillery Commander, 1st Brigade, and Lieutenant Colonel Harvey Lowell, 3-71 Cavalry Squadron, 1st Brigade.



@Cuse_MBB

@mooreorange

@therealBoeheim

@Cuse

2018-19

The Allen Griffin Show

Wednesday Nights
8:00 - 9:00 p.m.
Live from ESPN Radio Studios



CUSE.COM

'CUSE BASKETBALL

GETTING STARTED AT SU

Season Starting Lineups 1976-to-2019

By Season		By Lineups	
Year	Lineups	Year	Lineups
2018-19	4	1989-90	7
2017-18	2	2006-07	6
2016-17	5	1991-92	6
2015-16	1	1980-81	6
2014-15	4	2016-17	5
2013-14	4	2014-15	5
2012-13	3	2008-09	5
2011-12	3	1996-97	5
2010-11	4	1992-93	5
2009-10	2	1990-91	5
2008-09	5	1976-77	5
2007-08	3	2018-19	4
2006-07	6	2013-14	4
2005-06	2	2010-11	4
2004-05	4	2004-05	4
2003-04	2	2001-02	4
2002-03	1	1987-88	4
2001-02	4	1982-83	4
2000-01	2	1981-82	4
1999-00	2	1979-80	4
1998-99	2	2012-13	3
1997-98	1	1978-79	3
1996-97	5	2011-12	3
1995-96	3	2007-08	3
1994-95	2	1995-96	3
1993-94	1	2017-18	2
1992-93	5	2009-10	2
1991-92	6	2005-06	2
1990-91	5	2003-04	2
1989-90	7	2000-01	2
1988-89	2	1999-00	2
1987-88	4	1998-99	2
1986-87	2	1994-95	2
1985-86	1	1988-89	2
1984-85	2	1986-87	2
1983-84	1	1984-85	2
1982-83	4	2015-16	1
1981-82	4	2002-03	1
1980-81	6	1997-98	1
1979-80	4	1993-94	1
1978-79	4	1985-86	1
1977-78	1	1983-84	1
1976-77	5	1977-78	1



Feb. 23 Duke Game Sold Out

The college basketball, single-game, on-campus attendance mark is expected to fall when Syracuse hosts ACC rival on Feb. 23 in the Carrier Dome. The University announced on Jan. 25 that all available ticket inventory for the game had been sold.

Additional seating put in place at the start of the 2018-19 season means the current record of 35,466, will be surpassed.

The mark was set when Syracuse hosted Duke on Feb. 1, 2014, and then equaled when the two programs met in the Dome on Feb. 14, 2015.

The Syracuse-Duke contest will also feature an "Orange Out." Fans are encouraged to wear orange to that contest.

Tickets for Syracuse's other home games are available on-line (www.cuse.com/tickets) or by phone at 888-DOME-TIX.

2018-19 College Basketball's Largest On-Campus Crowds

Date	Game	Arena	Att.
Jan. 19	Pittsburgh at SU	Carrier Dome	24,466
Dec. 18	Buffalo at SU	Carrier Dome	24,082
Jan. 12	Vanderbilt at Kentucky	Rupp Arena	22,504
Jan. 8	Texas A&M at Kentucky	Rupp Arena	22,048
Dec. 29	St. Bona at SU	Carrier Dome	21,968
Jan. 19	Alabama at Tenn.	Thompson-Boling Arena	21,957
Dec. 15	Utah at Kentucky	Rupp Arena	21,922
Dec. 1	UNCG at Kentucky	Rupp Arena	21,853
Dec. 15	Gonzaga at NC	Smith Center	21,750
Jan. 5	Georgia at Tenn.	Thompson-Boling Arena	21,678
Dec. 1	Cornell at SU	Carrier Dome	21,547



DOME-INATING

Syracuse In The Dome

Season	W-L	Pct.	Unbeaten
			Start
2018-19	11-3	.786	6-0
2017-18	14-5	.737	8-0
2016-17	17-4	.810	6-0
2015-16	13-4	.765	3-0
2014-15	13-5	.722	4-0
2013-14	16-2	.889	16-0
2012-13	17-2	.895	16-0
2011-12	19-0	1.000	19-0
2010-11	16-3	.842	13-0
2009-10	17-2	.895	9-0
2008-09	16-3	.842	7-0
2007-08	16-6	.727	3-0
2006-07	18-4	.818	6-0
2005-06	14-5	.909	2-0
2004-05	16-2	.889	14-0
2003-04	14-3	.824	0-1
2002-03	17-0	1.000	17-0
2001-02	15-4	.789	6-0
2000-01	15-2	.882	6-0
1999-00	17-1	.944	13-0
1998-99	9-7	.563	3-0
1997-98	12-4	.750	8-0
1996-97	9-7	.563	1-0
1995-96	15-1	.938	10-0
1994-95	14-2	.875	12-0
1993-94	16-1	.941	4-0
1992-93	12-4	.750	7-0
1991-92	14-3	.824	13-0
1990-91	16-1	.941	8-0
1989-90	13-3	.813	7-0
1988-89	18-1	.947	10-0
1987-88	13-3	.813	8-0
1986-87	17-2	.895	11-0
1985-86	17-2	.895	14-0
1984-85	13-2	.867	6-0
1983-84	14-3	.824	4-0
1982-83	14-2	.875	8-0
1981-82	11-6	.647	2-0
1980-81	17-3	.850	2-0
Overall	574-118	.829	

'CUSE BASKETBALL

'CUSE CONCERT SERIES

'Cuse Concert Series Announced For Three Men's Basketball Dome Games

Syracuse has announced a 'Cuse Concert Series featuring local bands prior to three home basketball games this winter.

The Series includes a show before the game versus Boston College on Feb. 9. The concerts, which debuted on Dec. 8 in advance of the Georgetown matchup and was held prior to the George Tech encounter on Jan. 12, will be held in the northeast corner of the Dome's backcourt area.

Country Swagg, a five-piece Syracuse country band played for the pairing with Georgia Tech. Country Swagg has performed regular shows around Central New York since bursting on the local music scene in 2013. Dome gates will open at noon on Jan. 12 and Country Swagg will perform from 12:15 p.m. to 1:15 p.m. Tipoff is slated for 2:00 p.m.

The 'Cuse Concert Series wraps up with Last Left from Utica. The four-person group plays a variety of music ranging from Maroon 5 and Justin Timberlake to Michael Jackson and Bruno Mars. After the gates open at noon on Feb. 9, Last Left will perform from 12:15 p.m. to 1:15, prior to tipoff at 2:00 p.m.

My So-Called Band, a four-piece 90's cover band from Syracuse played prior to the game with Georgetown.



"Hoops For The Stars" Recognizes Syracuse Area Youth

The 'Hoops for the Stars' program will be highlighted on Feb. 9 with an on-court presentation at the Carrier Dome to honor more than 150 area youth at the Syracuse University men's basketball game against Boston College. A similar events is scheduled March 4, when Virginia visits the Dome.

A group of students were honored Dec. 15, before the game with Old Dominion.

For the 11th year in a row, Syracuse University and the National Grid Foundation have partnered to provide positive reinforcement, recognition of improved academic performance and attendance in school, a decrease in negative behavior, and positive contributions to the community. The program underscores a shared commitment by Syracuse Athletics, the National Grid Foundation and the Syracuse City School District to work together in enriching the educational and life experience of area youth.

"Syracuse Athletics is thrilled to partner with the National Grid Foundation, for the eleventh year in a row, to support the Syracuse City School District," said John Wildhack, Syracuse University Director of Athletics. "The opportunity to reward students from our community with a Syracuse Basketball experience and encourage exceptional behavior, in and out of the classroom, is what makes this program so special."

Through a National Grid Foundation commitment of \$35,000 this year, Syracuse University Athletics is providing tickets to 12 men's basketball home games. Ticket recipients include more than 2,300 student achievers from eight middle schools in the Syracuse City School District and a parent or guardian.

"The National Grid Foundation is pleased to again team up with Syracuse University for the 11th year of Hoops for the Stars," said Melanie Littlejohn, Board Member, National Grid Foundation. "Through the program, along with inspiration from the university's exceptional scholar-athletes, and program components that recognize the most exceptional students, we hope to stimulate even greater performance in the classroom and community, immensely benefiting students in the Syracuse area."

The Adrian Autry Show



Monday Nights
7:00 - 8:00 p.m.

Live from Shaughnessy's Irish Pub

ESPN
97.7/100.1 FM

In-Season Media Services

Interview Opportunities

Postgame: The Syracuse lockerroom is open after **Coach Boeheim's** postgame press conference.

Coach Boeheim: Media should contact Pete Moore in Athletic Communications (315-443-2080) to check on Coach Boeheim's availability.

Student-Athletes and Assistant Coaches: Please respect the privacy of the student-athletes and their families by **NOT contacting them directly.** Interviews SHOULD NOT be conducted without making the arrangements through Pete Moore.

Attending Practice: Contact Pete Moore to obtain the practice schedule and site, to learn if the practice is open, and to notify him if you plan to attend. **REPORTING ON INJURIES OR THE SPECIFIC PRACTICE IS PROHIBITED.**

Radio

Syracuse IMG Sports Network: Voice of the Orange **Matt Park '97** and analyst **Jim Satalin** broadcast all of Syracuse's games on the Syracuse IMG Radio Network. The programming originates from **WTKW-FM (99.5)** and is carried by affiliates in New York, Pennsylvania and Vermont. **WAER-FM (88.3)** also carries SU men's basketball games home and away.

SU on Sirius: SIRIUS Satellite radio carries SU men's basketball games on a family of more than 120 stations. Visit www.sirius.com for a guide.

Internet

www.cuse.com: The site includes up-to-the minute SU athletics news, rosters, schedules, results, and statistics for all 21 varsity sports. Broadcasts of Syracuse University men's basketball can be heard through the website as well.

Cuse.com


Coach Jim Boeheim's post-game press conference and game highlights are available on Cuse.com.

Atlantic Coast Conference (www.acc.com):


The ACC website contains current news, standings, notes, results and statistics.

Athletic Communciations Men's Basketball Directory


Pete Moore, director..... 315-443-2608
cell phone 315-952-5011
e-mail address..... pimoore@syr.edu
Susie Mehringer, assistant..... 315-443-2608
Courtney Day, assistant..... 315-443-1330

 2018-19 ACC Preseason Poll	
School	Points
1. Duke (52)	1,709
2. Virginia (47)	1,699
3. North Carolina (20)	1,641
4. SYRACUSE (1)	1,268
5. Virginia Tech	1,187
6. Clemson (1)	1,148
7. Florida State	1,127
8. NC State	885
9. Notre Dame	859
10. Miami	816
11. Louisville	735
12. Boston College	568
13. Georgia Tech	324
14. Wake Forest	313
15. Pittsburgh	241

'CUSE BASKETBALL



Jim Boeheim is in his 43rd season as head coach at Syracuse. He is second* in career victories among NCAA Division I coaches.



Boeheim Second All-Time In Wins

Jim Boeheim, who is in his 43rd season as head coach at his alma mater, earned his 940th* coaching win on January 24, 2019, when Syracuse defeated Miami, 73-53.

Mike Krzyzewski (Army, Duke) is the only Division I coach who is ahead of Boeheim on the wins and games coached list by active mentors.

Boeheim's 42 seasons completed put him first on the list of Division I coaches at their current schools. Krzyzewski is second with 37 campaigns finished at Duke. Boeheim leads all Division I coaches in wins earned at his alma mater. Next on the list is former Missouri mentor Norm Stewart (634).

940*

The Book On Boeheim

Boeheim owns a career record of *940-376 (.714). He is second among Division I coaches in, trailing only Mike Krzyzewski.

Jim Phelan (Mt. St. Mary's, 1,354 games) is the only Division 1 coach who has logged more than Boeheim's 1,316 games (total reflects 101 games vacated between 2004-07 and 2010-12 by the NCAA) for coaches who have served at only one institution.

The 2018 NCAA berth gave SU 39 post-season appearances under Boeheim, including 33 NCAA Tournaments. He has guided his alma mater to the NCAA title game three times, winning it for the first time in 2003.

*record reflects 101 wins vacated between 2004-07 and 2010-12 by the NCAA

JIM BOEHEIM RECORDS

1976-present (43rd season)

At Syracuse: *940-376 (.714)
*record reflects 101 wins vacated between 2004-07 and 2010-12 by the NCAA

As an SU Player: 52-24 (.684)

As an SU Assistant: 139-65 (.681)

NCAA Tournament: #56-32 (.636)
#record reflects 4 NCAA Tournament wins vacated between 2004-07 and 2010-12 by the NCAA

NIT ^11-8 (.579)
^record reflects 2 NIT wins vacated between 2004-07 and 2010-12 by the NCAA

In Overtime: 45-29 (.608)

Division I Coaches Wins At Alma Mater

Coach	Schools	Wins
1. JIM BOEHEIM	Syracuse	*940
2. Norm Stewart	Missouri	634
3. Slats Gill	Oregon State	599
4. Guy Lewis	Houston	592
5. Phog Allen	Kansas	588

*record reflects 101 wins vacated between 2004-07 and 2010-12 by the NCAA

The AmeriCU Jim Boeheim Show



Thursdays
7:00 - 8:00 p.m.

Live from Carrabbas in Fayetteville

TK99
CLASSIC ROCK 99.5/105.5



"Ball" In The Family

Basketball in the Boeheim family extends beyond Coach Boeheim. The eldest son, Jimmy, is a sophomore at Cornell. He graduated from Jamesville-DeWitt High School in 2017.

Twins Buddy and Jamie are basketball standouts as well. Buddy is a freshman at Syracuse. He played at Jamesville-DeWitt through his junior year before spending his senior season at Brewster Academy (N.H.).

Jamie is a freshman on the women's basketball team at Division III Rochester. Jamie's Jamesville-DeWitt squad won a third consecutive state championship in 2018.

Division I Coaches by Wins

Coach	Schools	Wins
1. M. KRZYZEWSKI	Army, Duke	1,117
2. JIM BOEHEIM	Syracuse	*940
3. Bob Knight	Army, Indiana, Texas Tech	902
4. Dean Smith	North Carolina	879
5. Adolph Rupp	Kentucky	876

*record reflects 101 wins vacated between 2004-07 and 2010-12 by the NCAA

Active Division I Coaches by Games

Coach	Schools	Games
1. Mike Krzyzewski	Army, Duke	1,457
2. JIM BOEHEIM	Syracuse	*1,316
3. Cliff Ellis	S. Alabama, Clemson, Auburn, Coastal Carolina	1,250
4. Bob Huggins	Walsh, Akron, Cincinnati, Kansas State, West Virginia	1,205
5. Rick Byrd	Maryville, Lincoln Memorial, Belmont	1,193

*total reflects 101 games vacated between 2004-07 and 2010-12 by the NCAA.

Division I Coaches 20-Win Seasons

Coach	Schools	No.
1. M. KRZYZEWSKI	Army, Duke	34
2. JIM BOEHEIM	Syracuse	*32
3. Dean Smith	North Carolina	30
4. Bob Knight	Army, Indiana, Texas Tech	29
Lute Olson	Iowa, Arizona	29

*total reflects five 20-win seasons vacated between 2004-07 and 2010-12 by the NCAA

Division I Seasons With Current School

Coach	School	Seasons
1. JIM BOEHEIM	Syracuse	42
2. M. Krzyzewski	Duke	37
3. Greg Kampe	Oakland	35
4. Rick Byrd	Belmont	32
5. Bob McKillop	Davidson	29
6. Ron Cottrell	Houston Baptist	27
7. Tim Izzo	Michigan State	23
Phil Martelli	Saint Joseph's	23
Fran O'Hanlon	Lafayette	23

represents seasons completed

Division I NCAA Tournament Wins

Coach	Schools	Wins
1. M. KRZYZEWSKI	Duke	94
2. ROY WILLIAMS	N. Carolina, Kansas	76
3. Dean Smith	North Carolina	65
4. JIM BOEHEIM	Syracuse	*56
5. Rick Pitino	Providence, Kentucky, Louisville	54
6. Jim Calhoun	Northeastern, Connecticut	49
7. TOM IZZO	Michigan State	47
John Wooden	UCLA	47
9. Lute Olson	Iowa, Arizona	46
10. Bob Knight	Army, Indiana, Texas Tech	45

*record reflects 4 tournament wins vacated between 2004-07 and 2010-12 by the NCAA

Active Coaches in CAPS


includes games of January 24

'CUSE BASKETBALL

NCAA DIVISION I FATHERS COACHING SONS



Jim Boeheim
Syracuse



Buddy Boeheim
Syracuse




Rod Barnes
CSU Bakersfield



Bray Barnes
CSU Bakersfield



John Calipari
Kentucky



Brad Calapari
Kentucky



Mike Davis
Detroit-Mercy



Antoine Davis
Detroit-Mercy



Johnny Dawkins
UCF



Aubrey Dawkins
UCF



Avery Johnson
Alabama



Avery Johnson Jr.
Alabama



Donyell Marshall
Central Connecticut



Donyell Marshall Jr.
Central Connecticut



Fran McCaffrey
Iowa



Connor McCaffrey
Iowa



Terry Porter
Portland



Franklin Porter
Portland



Malcolm Porter
Portland



Anthony Stewart
Tennessee-Martin



Parker Stewart
Tennessee-Martin



Wayne Tinkle
Oregon State




Tres Tinkle
Oregon State

BOEHEIM "BALL IN THE FAMILY"



Jim Boeheim
Syracuse



Buddy Boeheim
Syracuse



Jimmy Boeheim
Cornell



Jamie Boeheim
Rochester

SYRACUSE OPPONENT RECORDS

Season	Won-Lost	Pct.
2018-19	318-189	.627
2017-18	624-384	.619
2016-17	565-417	.575
2015-16	594-413	.590
2014-15	527-337	.583
2013-14	547-430	.560
2012-13	613-415	.596
2011-12	638-453	.585
2010-11	534-423	.558
2009-10	619-409	.602
2008-09	640-404	.613

7



7

Monday, Nov. 26

Nebraska 68, Clemson 66
Boston College 68, Minnesota 56

Tuesday, Nov. 27

Penn State 63, Virginia Tech 62
Notre Dame 76, Illinois 74
Louisville 82, Michigan State 78 OT
Wisconsin 79, NC State 75
Iowa 69, Pittsburgh 68
Duke 90, Indiana 69

Wednesday, Nov. 28

Virginia 76, Maryland 71
Syracuse 72, Ohio State 62
Rutgers 57, Miami 54
Michigan 84, North Carolina 67
Florida State 73, Purdue 72
Northwestern 67, Georgia Tech 61

'CUSE BASKETBALL

2018-19 AP POLL

January 21, 2019

No.	Team	W-L	Points
1.	Tennessee (48)	16-1	1,575
2.	Duke (11)	15-2	1,520
3.	Virginia (3)	16-1	1,451
4.	Gonzaga	18-2	1,374
5.	Michigan	17-1	1,363
6.	Michigan State (2)	16-2	1,355
7.	Nevada	18-1	1,143
8.	Kentucky	14-3	1,087
9.	Kansas	15-3	1,060
10.	Virginia Tech	15-2	1,007
11.	North Carolina	14-4	895
12.	Marquette	16-3	861
13.	Maryland	16-3	751
14.	Texas Tech	15-3	743
	Buffalo	17-1	743
16.	Auburn	13-4	627
17.	Houston	18-1	544
18.	Villanova	14-4	450
19.	Iowa	16-3	332
20.	Mississippi	14-3	291
21.	NC State	15-3	282
22.	Mississippi State	14-3	266
23.	Louisville	13-5	230
24.	Iowa State	14-4	156
25.	LSU	14-3	154

Others receiving votes: Florida State 139, Purdue 111, Kansas State 91, Nebraska 66, Wisconsin 64, Oklahoma 16, **SYRACUSE 13**, Washington 11, Murray State 9, Cincinnati 6, Wofford 5, Saint Louis 3, Florida 2, TCU 1, Hofstra 1.

2018-19 USA TODAY POLL

January 21, 2019

No.	Team	W-L	Points
1.	Tennessee (30)	16-1	798
2.	Duke (2)	15-2	746
3.	Virginia	16-1	720
4.	Gonzaga	18-2	693
5.	Michigan State	16-2	682
6.	Michigan	17-1	666
7.	Nevada	18-1	561
8.	Virginia Tech	15-2	520
9.	Kentucky	14-3	502
10.	Kansas	15-3	489
11.	Marquette	16-3	441
12.	North Carolina	14-4	403
13.	Texas Tech	15-3	384
14.	Buffalo	17-1	335
15.	Auburn	13-4	331
16.	Maryland	16-3	317
17.	Houston	18-1	314
18.	Villanova	14-4	231
19.	NC State	15-3	194
20.	Ole Miss	14-3	189
21.	Iowa	16-3	180
22.	Mississippi State	14-3	147
23.	Florida State	13-5	90
24.	Louisville	13-5	85
25.	Iowa State	14-4	75

Others receiving votes: LSU 54, Kansas State 50, Nebraska 40, Oklahoma 38, Purdue 30, Wisconsin 27, TCU 12, Furman 9, Washington 9, Indiana 9, North Texas 8, Ohio State 5, Arizona State 4, Cincinnati 4, UCF 3, Texas State 2, Murray State 2, Wofford 1.

SYRACUSE POLL POINTS

The last time. . .

SU vs.	1/14/19	SU 95, #1 Duke 91 OT
ranked team		
SU beat a	1/14/19	SU 95, #1 Duke 91 OT
ranked team		
Both ranked	11/16/18	#13 Oregon 80, #15 SU 65
Both top 10	2/22/14	#5 Duke 66, #1 SU 60
Both top 5	2/22/14	#5 Duke 66, #1 SU 60
SU vs. ranked	3/23/18	#9 Duke 69, SU 65 (NCAA)
back-to-back	3/18/18	SU 55, #5 Mich. State (NCAA) 53
SU played #1	1/14/19	SU 95, #1 Duke 91 OT
SU beat #1	1/14/19	SU 95, #1 Duke 91 OT
SU played #2	2/3/18	#2 Virginia 59, SU 44
SU beat #2	2/3/03	SU 67, #2 Pittsburgh 65
SU played #3	1/9/18	#3 Virginia 68, SU 60
SU beat #3	3/12/09	#18 SU 127, #3 UConn 117 6 OT
SU played #4	3/27/16	SU 68, #4 Virginia 62 (NCAA)
SU beat #4	3/27/16	SU 68, #4 Virginia 62 (NCAA)
SU played #5	3/18/18	SU 55, #5 Mich. State (NCAA) 53
SU beat #5	3/18/18	SU 55, #5 Mich. State (NCAA) 53
SU played #6	1/28/17	SU 82, #6 Florida State 72
SU beat #6	1/28/17	SU 82, #6 Florida State 72
SU played #7	2/26/17	#7 Louisville 88, SU 68
SU beat #7	12/7/10	#8 SU 72, #7 Michigan State 58
SU played #8	2/13/17	#8 Louisville 76, SU 72 OT
SU beat #8	12/28/13	#2 SU 78, #8 Villanova 62
SU played #9	3/23/18	#9 Duke 69, SU 65 (NCAA)
SU beat #9	2/4/17	SU 66, #9 Virginia 62
SU played #10	2/21/18	#10 North Carolina 78, SU 74
SU beat #10	2/22/17	SU 78, #10 Duke 75
SU played #11	2/23/13	#11 Georgetown 57, #8 SU 46
SU beat #11	2/26/11	#17 SU 58, #11 Georgetown 51
SU played #12	3/7/18	#12 N. Carolina 78, SU 59 (ACCT)
SU beat #12	2/18/15	SU 69, #12 Louisville 59
SU played #13	11/16/18	#13 Oregon 80, #15 SU 65
SU beat #13	11/19/09	SU 95, #13 California 73
SU played #14	12/18/18	#14 Buffalo 71, SU 59
SU beat #14	3/22/12*	#2 SU 64, #14 Wisconsin 63 (NCAA)
SU played #15	1/21/17	#15 Notre Dame 85, SU 68
SU beat #15	3/30/13	#16 SU 55, #15 Marquette 39 (NCAA)
SU played #16	11/28/18	SU 72, #16 Ohio State 62
SU beat #16	11/28/18	SU 72, #16 Ohio State 62
SU played #17	11/29/16	#17 Wisconsin 77, #22 SU 60
SU beat #17	2/1/14	#2 SU 91, #17 Duke 89 OT
SU played #18	3/3/18	SU 55, #18 Clemson 52
SU beat #18	3/3/18	SU 55, #18 Clemson 52
SU played #19	3/3/12*	#2 SU 58, #19 Louisville 49
SU beat #19	3/3/12*	#2 SU 58, #19 Louisville 49
SU played #20	1/18/16	SU 64, #20 Duke 62
SU beat #20	1/18/16	SU 64, #20 Duke 62
SU played #21	1/21/13	#13 SU 57, #21 Cincinnati 55
SU beat #21	1/21/13	#13 SU 57, #21 Cincinnati 55
SU played #22	1/18/14	#2 SU 59, #22 Pittsburgh 54
SU beat #22	1/18/14	#2 SU 59, #22 Pittsburgh 54
SU played #23	1/13/18	#23 Florida State 101, SU 90 20T
SU beat #23	12/20/08	SU 72, #23 Memphis 65
SU played #24	11/19/04	SU 71, #24 Memphis 62
SU beat #24	11/19/04	SU 71, #24 Memphis 62
SU played #25	1/28/16	SU 81, #25 Notre Dame 66
SU beat #25	1/28/16	SU 81, #25 Notre Dame 66
Ranked opponents		
in a season	15	2008-09

*wins vacated by NCAA sanctions

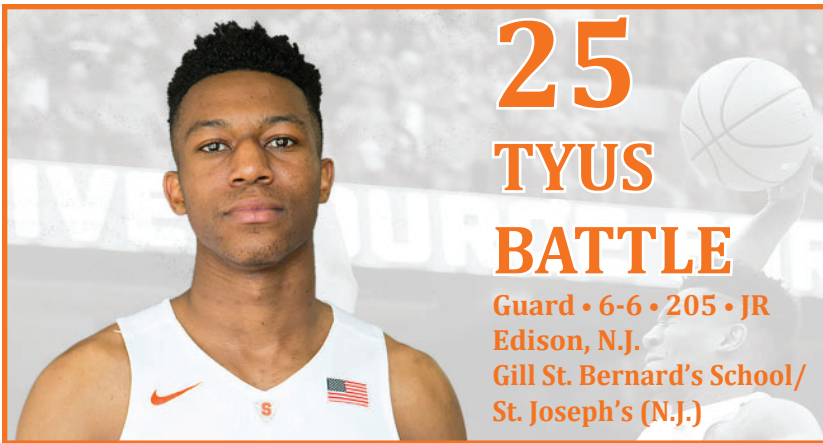
SU IN THE 2018-19 POLLS

Date	AP	USA Today
Preseason	16	14
November 12	15	np
November 19	rv	rv
November 26	rv	rv
December 3	rv	rv
December 10	t25	rv
December 17	--	--
December 24	--	--
December 31	--	--
January 7	--	--
January 14	--	--
January 21	rv	--

SU'S MOST FAMILIAR FOES

Opponents	Games
1. Colgate (Nov. 21)	171
2. Cornell (Dec. 1)	124
3. Pittsburgh (Jan. 19, Feb. 2)	114
4. Penn State	105
5. Connecticut (Nov. 15)	95
6. Georgetown (Dec. 8)	94
7. St. John's	91
8. Niagara	81
9. Boston College (Jan. 30, Feb. 9)	73
10. Villanova	72

bold indicates 2018-19 opponent



25 TYUS BATTLE

Guard • 6-6 • 205 • JR
Edison, N.J.
Gill St. Bernard's School/
St. Joseph's (N.J.)

- Battle has been named to the Watch Lists for the Citizen Naismith Trophy, the Wooden Award, the Jerry West Award, Lute Olson Award and the NABC Division I Player of the Year Award.
- Battle was voted to the Preseason All-ACC First Team.
- He has reached double figures in scoring in 17 games and has scored 20 or more points nine times.
- Battle ranks seventh in the ACC in scoring (17.8 ppg.), and third in minutes (36.5 mpg.).
- Battle had a career-high six steals against St. Bonaventure.
- He was 12-for-28 from the field and 7-7 from the free throw line for a season-high 32 points at Duke.
- He led all scorers with 22 points against Pittsburgh.
- Battle dished out a career-high nine assists vs. Miami.

SEASON HIGHS

Points: 32 at Duke, 2018-19
FG Made: 12 at Duke, 2018-19
FG Attempted: 28 at Duke, 2018-19
3-Point FGM: 4 vs. Cornell, 2018-19
3-Point FGA: 7 vs. Pittsburgh, 2018-19
FT Made: 11 vs. Old Dominion, 2018-19
FT Attempted: 15 vs. Old Dominion, 2018-19
Rebounds: 6 vs. Miami 2018-19
Off. Rebounds: 3 at Notre Dame, 2018-19
Def. Rebounds: 5 vs. Miami, 2018-19
Assists: 9 vs. Miami, 2018-19
Steals: 6 vs. St. Bonaventure, 2018-19
Blocks: 2 vs. Pittsburgh, 2018-19
Minutes: 45 at Duke, 2018-19

CAREER HIGHS

Points: 37 at Florida State, 2017-18
FG Made: 12 at Duke, 2018-19
FG Attempted: 28 at Duke, 2018-19
3-Point FGM: 6 at Georgetown, 2017-18
3-Point FGA: 11 vs. Kansas, at Georgetown, 2017-18;
 vs. Ole Miss (NIT), 2016-17
FT Made: 11 at Louisville, vs. Wake Forest, 2017-18;
 vs. Old Dominion, 2018-19
FT Attempted: 15 vs. Old Dominion, 2018-19
Rebounds: 9 at Georgia Tech, 2017-18
Off. Rebounds: 3 at Notre Dame, 2018-19; vs.
 Clemson, 2017-18
Def. Rebounds: 8 at Georgia Tech, 2017-18
Assists: 9 vs. Miami, 2018-19
Steals: 6 vs. St. Bonaventure, 2018-19
Blocks: 2 at Georgia Tech, 2016-17; vs. Oakland, at
 Miami, 2017-18; vs. Pittsburgh, 2018-19
Minutes: 50 at Florida State, 2017-18

2018-19 GAME-BY-GAME

Opponent	MP	FG	3PT	FT	REB	F	A	T	B	S	TP
EASTERN WASH. *	29	3-10	0-1	2-2	3	3	1	1	0	1	8
MOREHEAD STATE *	39	7-15	0-1	9-10	3	2	3	1	0	0	23
vs. Connecticut *	40	7-17	1-5	1-2	3	3	4	1	0	1	16
vs. Oregon *	36	4-10	0-4	9-10	3	3	2	2	0	1	17
COLGATE *	26	8-10	3-3	5-9	2	0	1	0	0	1	24
at Ohio State *	40	6-10	1-2	7-8	3	3	2	3	0	1	20
CORNELL *	36	10-17	4-6	2-3	5	2	0	1	0	0	26
NORTHEASTERN *	27	1-7	0-4	0-0	2	2	3	0	0	0	2
GEORGETOWN *	39	8-18	2-6	8-11	5	3	2	1	0	3	26
OLD DOMINION *	40	5-14	2-6	11-15	3	4	1	2	0	1	23
BUFFALO *	38	4-10	1-4	2-2	2	1	1	3	1	0	11
ARKANSAS STATE *	36	5-12	1-5	6-7	2	1	0	2	1	2	17
ST. BONAVENTURE *	33	8-8	0-0	5-6	2	0	2	0	0	6	21
at Notre Dame *	39	8-17	1-2	0-0	5	1	2	1	0	1	17
CLEMSON *	40	4-13	0-6	4-4	3	3	3	2	1	2	12
GEORGIA TECH *	34	3-12	1-4	4-5	2	4	1	3	1	1	11
at Duke *	45	12-28	1-5	7-7	4	2	4	3	0	1	32
PITTSBURGH *	40	9-17	3-7	1-4	3	4	2	4	2	1	22
MIAMI *	36	3-8	1-5	3-3	6	0	9	0	0	0	10
at Virginia Tech											
at Boston College											
at Pittsburgh											
FLORIDA STATE											
BOSTON COLLEGE											
at NC State											
LOUISVILLE											
DUKE											
at North Carolina											
at Wake Forest											
VIRGINIA											
at Clemson											

*indicates start



Player of the Week (December 3)
 Player of the Week (December 31)
 Player of the Week (January 21)



Player of the Week (January 21)



Player of the Week (January 21)

BATTLE'S CAREER STATISTICS

Year	TOTAL			3-PTS			REBOUNDS																
	G	GS	FG	FGA	Pct	3FG	3FGA	Pct	FT	FTA	Pct	O	D	Tot	Avg	Pf	Fo	A	To	Blk	Stl	Pts	Avg
2016-17	34	25	127	293	.433	60	164	.366	71	89	.798	11	61	72	2.1	66	0	58	39	8	44	385	11.3
2017-18	37	37	234	587	.399	77	240	.321	167	199	.839	17	91	108	2.9	74	2	76	87	7	54	712	19.2
2018-19	19	19	115	253	.455	22	76	.289	86	108	.796	14	47	61	3.2	40	0	43	30	6	23	338	17.8
Total	90	81	476	1133	.420	159	480	.331	324	396	.818	42	199	241	2.7	180	2	177	156	21	121	1,435	16.0

TYUS BATTLE CONTINUED



The Atlantic Tipoff Club announced 50 players to watch for the 2019 Citizen Naismith Trophy Player of the Year honor.

A list of the the midseason 30 team will be released on Feb. 13, 2019, followed by the 10 national semifinalists on March 4 and the four finalists on April 7.

Preseason Watch List

Player	School	Class	Pos.
Kamar Baldwin	Butler	Jr.	G
RJ Barrett	Duke	Fr.	F
Tyus Battle	Syracuse	Jr.	G
Bennie Boatwright	USC	Sr.	F
Bol Bol	Oregon	Fr.	C
Phil Booth	Villanova	Sr.	G
Ky Bowman	Boston College	Jr.	G
Barry Brown	Kansas State	Sr.	G
Jordan Caroline	Nevada	Sr.	G/F
Clayton Custer	Loyola (Chi.)	Sr.	G
Mike Daum	South Dakota St.	Sr.	F
Carsen Edwards	Purdue	Jr.	G
Jon Elmore	Marshall	Sr.	G
Daniel Gafford	Arkansas	So.	F
Darius Garland	Vanderbilt	Fr.	G
Jesse Govan	Georgetown	Sr.	C
Kellan Grady	Davidson	So.	G
Quentin Grimes	Kansas	Fr.	G
Kyle Guy	Virginia	Jr.	G
Rui Hachimura	Gonzaga	Jr.	F
Ethan Happ	Wisconsin	Sr.	F
De'Andre Hunter	Virginia	So.	G
Kelden Johnson	Kentucky	Fr.	G
Sagaba Konate	West Virginia	Jr.	F
Romeo Langford	Indiana	Fr.	G
Dedric Lawson	Kansas	Jr.	F
Nassir Little	North Carolina	Jr.	F
Caleb Martin	Nevada	Sr.	F
Charles Matthews	Michigan	Sr.	G
Luke Maye	North Carolina	Sr.	F
Juwan Morgan	Indiana	Sr.	F
Jordan Murphy	Minnesota	Sr.	F
James Palmer Jr.	Nebraska	Sr.	G
Eric Paschall	Villanova	Sr.	F
Shamorie Ponds	St. John's	Jr.	G
Cam Reddish	Duke	Fr.	F
Justin Robinson	Virginia Tech	Sr.	G
Admiral Schofield	Tennessee	Sr.	G
Chris Silva	South Carolina	Sr.	F
Killian Tillie	Gonzaga	Jr.	F
Reid Travis	Kentucky	Grad.	F
Dean Wade	Kansas State	Sr.	F
P.J. Washington	Kentucky	Fr.	F
Tremont Waters	LSU	So.	G
Lindell Wigginton	Iowa State	So.	G
Kris Wilkes	UCLA	So.	G
Grant Williams	Tennessee	Jr.	F
Zion Williamson	Duke	Fr.	F
Cassius Winston	Michigan State	Jr.	G



The John R. Wooden Award® presented by Wendy's® announced its Preseason Top 50 Watch List, which included junior Tyus Battle. The Men's Midseason Top 25 was released on January 29. The list is comprised of 25 student-athletes who are considered for the Wooden Award All American Team™ and Most Outstanding Player Award.

Midseason Top 25 List

Player	School	Class	Pos.
Nickeil Alexander-Walker	Virginia Tch	So.	G
RJ Barrett	Duke	Fr.	F
Ignas Brazdeikis	Michigan	Fr.	F
Jordan Caroline	Nevada	Sr.	G/F
Jarrett Culver	Texas Tech	So.	G
Mike Daum	South Dakota St.	Sr.	F
Carsen Edwards	Purdue	Jr.	G
Rui Hachimura	Gonzaga	Jr.	F
Ethan Happ	Wisconsin	Sr.	F
Markus Howard	Marquette	Jr.	G
De'Andre Hunter	Virginia	So.	G
Kelden Johnson	Kentucky	Fr.	G
Romeo Langford	Indiana	Fr.	G
Dedric Lawson	Kansas	Jr.	F
Caleb Martin	Nevada	Sr.	F
Luke Maye	North Carolina	Sr.	F
Ja Morant	Murray State	So.	G
Jordan Murphy	Minnesota	Sr.	F
James Palmer Jr.	Nebraska	Sr.	G
Shamorie Ponds	St. John's	Jr.	G
Myles Powell	Seton Hall	Jr.	G
Admiral Schofield	Tennessee	Sr.	G
Grant Williams	Tennessee	Jr.	F
Zion Williamson	Duke	Fr.	F
Cassius Winston	Michigan State	Jr.	G

THE BASKETBALL HALL OF FAME



Jerry West Shooting Guard Award Preseason Watch List

The Naismith Memorial Basketball Hall of Fame announced the 20 watch-list members for the 2019 Jerry West Shooting Guard of the Year Award.

The winner will be announced on April 12, 2019.

Preseason Watch List

Player	School	Class	Pos.
KeVaughn Allen	Florida	Sr.	G
RJ Barrett	Duke	Fr.	F
Tyus Battle	Syracuse	Jr.	G
Barry Brown	Kansas State	Sr.	G
Bryce Brown	Auburn	Sr.	G
Jarrett Culver	Texas Tech	So.	G
Jarron Cumberland	Cincinnati	So.	G
T.J. Gibbs	Notre Dame	Jr.	G
Kellan Grady	Davidson	So.	G
Quintin Grimes	Kansas	Fr.	G
Tyler Herro	Kentucky	Fr.	G
Mustapha Herron	St. John's	Jr.	G
Romeo Langford	Indiana	Fr.	G
Zach Norvell	Gonzaga	So.	G
Carsen Edwards	Purdue	Jr.	G
Kyle Guy	Virginia	Jr.	G
Romeo Langford	Indiana	Fr.	G
Fletcher Magee	Wofford	Sr.	G
Q. Weatherspoon	Mississippi State	Sr.	G
J. Wright-Foreman	Hofstra	Sr.	G

TYUS BATTLE CONTINUED



The Lute Olson Award announced its preseason Watch List. The award is presented annually to the nation's top Division I player. Incoming freshman and transfers are not eligible for the preseason watch list.

The winner will be announced at the College Insider awards in April in Minneapolis, Min.

Preseason Watch List

Player	School	Class	Ht.
Kamar Baldwin	Butler	Jr.	6-1
Tyus Battle	Syracuse	Jr.	6-6
Bennie Boatwright	USC	Sr.	6-10
Barry Brown	Kansas St.	Sr.	6-3
Ky Bowman	Boston College	Jr.	6-1
Yoeli Childs	BYU	Jr.	6-8
Chris Clemons	Campbell	Sr.	5-9
Clayton Custer	Loyola (Ill.)	Sr.	6-1
Mike Daum	South Dakota St.	Sr.	6-9
Carsen Edwards	Purdue	Jr.	6-1
Jon Elmore	Marshall	Jr.	6-3
Daniel Gafford	Arkansas	So.	6-11
Kellan Grady	Davidson	So.	6-5
Kyle Guy	Virginia	Jr.	6-2
Rui Hachimura	Gonzaga	Jr.	6-8
Ethan Happ	Wisconsin	Sr.	6-10
Markus Howard	Marquette	Jr.	5-11
DeAndre Hunter	Virginia	So.	6-7
Sagaba Konate	West Virginia	Jr.	6-8
Caleb Martin	Nevada	Sr.	6-7
C.J. Massinburg	Buffalo	Sr.	6-3
Charles Matthews	Michigan	Sr.	6-6
Luke Maye	North Carolina	Sr.	6-8
Ja Morant	Murray State	So.	6-3
Juwan Morgan	Indiana	Sr.	6-8
Jordan Murphy	Minnesota	Sr.	6-6
Josh Perkins	Gonzaga	Sr.	6-3
Shamori Ponds	St. John's	Jr.	6-1
Grant Riller	Charleston	Jr.	6-3
Justin Robinson	Virginia Tech	Sr.	6-2
D'Marcus Simonds	Georgia St.	Jr.	6-3
Dean Wade	Kansas St.	Sr.	6-2
Nick Ward	Michigan St.	Jr.	6-8
P.J. Washington	Kentucky	So.	6-8
Tremont Waters	LSU	So.	5-11
Quindary Weatherspoon	Mississippi St.	Sr.	6-4
Lindell Wigginton	Iowa St.	So.	6-2
Kris Wilkes	UCLA	So.	6-8
Grant Williams	Tennessee	Jr.	6-7
Justin Wright-Foreman	Hofstra	Sr.	6-1



NABC DIVISION I PLAYER OF THE YEAR Preseason Watch List Presented by ShotTracker

The National Association of Basketball Coaches announced its preseason watch list for the 2019 NABC Player of the Year Presented by Shot Tracker. The award winner will be announced on April 7.

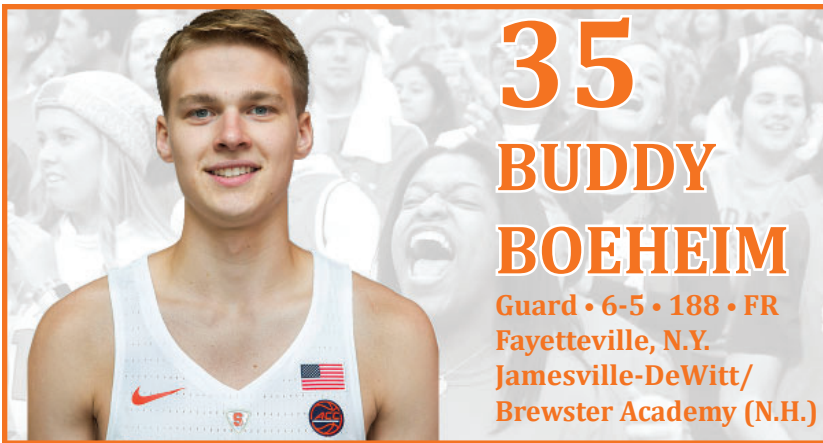
Preseason Watch List

Player	School	Class	Pos.
RJ Barrett	Duke	Fr.	F
Tyus Battle	Syracuse	Jr.	G
Mike Daum	South Dakota St.	Sr.	F
Carsen Edwards	Purdue	Jr.	G
Kyle Guy	Virginia	Jr.	G
Rui Hachimura	Gonzaga	Jr.	F
Ethan Happ	Wisconsin	Sr.	F
DeAndre Hunter	Virginia	So.	G
Romeo Langford	Indiana	Fr.	G
Dedric Lawson	Kansas	Jr.	F
Caleb Martin	Nevada	Sr.	F
Luke Maye	North Carolina	Sr.	F
Eric Paschall	Villanova	Sr.	F
Shamorie Ponds	St. John's	Jr.	G
Reid Travis	Kentucky	Grad.	F
Dean Wade	Kansas State	Sr.	F
P.J. Washington	Kentucky	Fr.	F
Tremont Waters	LSU	So.	G
Grant Williams	Tennessee	Jr.	F
Zion Williamson	Duke	Fr.	F

SYRACUSE 1000-POINT SCORERS

The Syracuse program has 62 players who have scored 1,000-or-more career points. Tyus Battle was the latest, reaching the century mark in a contest against Clemson on March 3, 2018.

No. Player	Points	Avg.	Years
1. Lawrence Moten	2,334	19.3	1991-95
2. Derrick Coleman	2,143	15.0	1986-90
3. John Wallace	2,119	16.7	1992-96
4. Gerry McNamara	2,099	15.6	2002-06
5. Hakim Warrick	2,073	15.4	2001-05
6. Sherman Douglas	2,060	14.9	1985-89
7. Stephen Thompson	1,956	13.6	1986-90
8. Preston Shumpert	1,907	14.2	1998-02
9. Dave Bing	1,883	24.8	1963-66
10. Rafael Addison	1,876	14.9	1982-86
11. Erich Santifer	1,845	14.9	1979-83
12. Billy Owens	1,840	17.7	1988-91
13. Rony Seikaly	1,716	12.6	1984-88
14. Eric Devendorf	1,680	14.5	2005-09
15. C.J. Fair	1,660	11.6	2010-14
16. Dave Johnson	1,614	12.2	1988-92
17. Brandon Triche	1,564	10.6	2009-13
18. Roosevelt Bouie	1,560	13.2	1976-80
Todd Burgan	1,560	12.5	1994-98
20. Adrian Autry	1,538	12.7	1990-94
21. Dennis DuVal	1,504	18.6	1971-74
22. Jason Hart	1,503	11.4	1996-00
23. Rudy Hackett	1,496	17.2	1972-75
Dale Shackelford	1,496	12.8	1975-79
25. D. Washington	1,490	15.7	1983-86
26. Louis Orr	1,487	12.8	1976-80
27. Kris Joseph	1,476	10.5	2008-12
28. Bill Smith	1,451	20.7	1968-71
29. Trevor Cooney	1,437	10.2	2012-16
30. TYUS BATTLE	1,435	16.0	2016-
31. Otis Hill	1,416	10.9	1993-97
32. Greg Kohls	1,360	19.2	1969-72
33. Mike Lee	1,351	16.3	1970-73
34. Billy Gabor	1,344	14.6	1942-48
Demetris Nichols	1,344	10.9	2003-07
36. Etan Thomas	1,340	11.0	1996-00
37. Vinnie Cohen	1,337	19.7	1953-56
38. Tony Bruin	1,294	11.6	1979-83
39. Scoop Jardine	1,265	9.0	2007-12
40. Paul Harris	1,253	11.7	2006-09
41. George Hicker	1,245	16.0	1965-68
Rick Jackson	1,245	8.7	2007-11
43. Arinze Onuaku	1,232	9.2	2005-10
44. Damone Brown	1,230	10.9	1997-01
45. Wendell Alexis	1,212	9.7	1982-86
46. Jonny Flynn	1,211	16.6	2007-09
47. Jack Kiley	1,193	15.1	1948-51
48. Ryan Blackwell	1,175	11.8	1997-00
49. Jim Lee	1,165	13.4	1972-75
50. Marty Byrnes	1,159	11.0	1974-78
Marty Headd	1,159	10.9	1977-81
52. Michael Gbinije	1,144	11.3	2013-16
53. DeShaun Williams	1,136	11.7	1999-02
54. Andy Rautins	1,121	8.8	2005-10
55. James Williams	1,119	11.0	1973-77
56. Ed Stichel	1,096	11.0	1945-49
57. Jon Cincebox	1,087	15.8	1956-59
58. Kueth Duany	1,084	8.5	1999-03
59. Pete Chudy	1,079	16.1	1958-61
60. Vaughn Harper	1,070	13.5	1965-68
61. Rakeem Christmas	1,046	7.4	2011-15
62. Leo Rautins	1,031	12.1	1980-83



35 BUDDY BOEHEIM

Guard • 6-5 • 188 • FR
Fayetteville, N.Y.
Jamesville-DeWitt/
Brewster Academy (N.H.)

- Boeheim was a member of the starting lineup in his collegiate debut against Eastern Washington and against Morehead St.
- He has reached double figures in points in two straight games and four times this season.
- Boeheim hit three 3-pointers on his way to 11 points against Northeastern.
- He made a career-high three free throws against Arkansas State.
- Boeheim scored 12 points against St. Bonaventure.
- He was 4-for-5 from three-point range on his way to a season-high 13 points against Pittsburgh.
- He was one of three players to post double digits in points against Miami with 12..

SEASON HIGHS

Points: 13 vs. Pittsburgh, 2018-19
FG Made: 4 vs. Northeastern, St. Bonaventure, Pittsburgh, Miami, 2018-19
FG Attempted: 11 vs. Eastern Washington, Georgia Tech, 2018-19
3-Point FGM: 4 vs. Pittsburgh, 2018-19
3-Point FGA: 8 vs. Georgia Tech, 2018-19
FT Made: 3 vs. Arkansas State, St. Bonaventure, 2018-19
FT Attempted: 5 vs. Arkansas State, 2018-19
Rebounds: 4 vs. Eastern Washington, 2018-19
Off. Rebounds: 2 vs. Georgia Tech, 2018-19
Def. Rebounds: 3 vs. Eastern Washington, Morehead State, Miami, 2018-19
Assists: 3 vs. Eastern Washington, 2018-19
Steals: 1 vs. Eastern Washington, Colgate, Northeastern, St. Bonaventure, Pittsburgh, 2018-19
Blocks: 0
Minutes: 27 vs. Eastern Washington, 2018-19

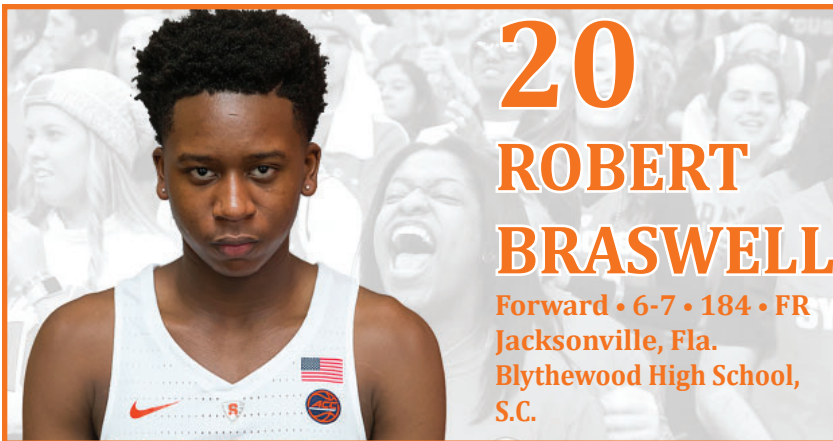
2018-19 GAME-BY-GAME

Opponent	MP	FG	3PT	FT	REB	F	A	T	B	S	TP
EASTERN WASH. *	27	1-11	0-5	1-1	4	2	3	1	0	1	3
MOREHEAD STATE *	25	1-7	1-5	0-0	3	1	2	1	0	0	3
vs. Connecticut	6	0-1	0-0	1-2	0	1	1	0	0	0	1
vs. Oregon	7	1-5	1-5	0-0	0	1	2	1	0	0	3
COLGATE	14	0-5	0-3	0-0	2	2	1	1	0	1	0
at Ohio State	DNP										
CORNELL	5	1-2	1-2	0-0	0	0	0	0	0	0	3
NORTHEASTERN	18	4-10	3-7	0-0	1	0	1	0	0	1	11
GEORGETOWN	2	0-1	0-1	0-0	0	0	0	1	0	0	0
OLD DOMINION	3	0-2	0-1	0-0	0	0	0	0	0	0	0
BUFFALO	18	2-4	1-3	3-5	1	2	1	1	0	0	8
ARKANSAS STATE	18	2-4	1-3	3-5	1	2	1	1	0	0	8
ST. BONAVENTURE	17	4-8	1-4	3-3	1	1	2	2	0	1	12
at Notre Dame	4	0-1	0-1	0-0	0	0	0	0	0	0	0
CLEMSON	5	0-1	0-1	0-0	0	0	0	0	0	0	0
GEORGIA TECH	21	3-11	3-8	0-0	2	1	1	0	0	0	9
at Duke	6	1-1	1-1	0-0	1	0	0	0	0	0	3
PITTSBURGH	19	4-5	4-5	1-2	1	2	0	0	0	1	13
MIAMI	15	4-7	3-6	1-2	3	1	2	0	0	0	12
at Virginia Tech											
at Boston College											
at Pittsburgh											
FLORIDA STATE											
BOSTON COLLEGE											
at NC State											
LOUISVILLE											
DUKE											
at North Carolina											
at Wake Forest											
VIRGINIA											
at Clemson											

*indicates start

BOEHEIM'S CAREER STATISTICS

Year	G	GS	TOTAL			3-PTS			FT	FTA	Pct	REBOUNDS				PF	FO	A	TO	Blk	Stl	Pts	Avg
			FG	FGA	Pct	3FG	3FGA	Pct				O	D	Tot	Avg								
2018-19	17	2	26	81	.321	19	58	.328	10	15	.667	6	13	19	1.1	14	0	16	8	0	5	81	4.8



20 ROBERT BRASWELL

Forward • 6-7 • 184 • FR
Jacksonville, Fla.
Blythewood High School,
S.C.

- Braswell made his collegiate debut in the season opener vs. Eastern Washington.
- He pulled down four rebounds and dished out two assists against the Eagles.
- Braswell scored his first points for the Orange against Oregon in the 2K Empire Classic.
- He scored a season-high six points and recorded his first career block and steal against Arkansas State.

SEASON HIGHS

Points: 6 vs. Arkansas State, 2018-19
FG Made: 2 vs. Arkansas State, St. Bonaventure, 2018-19
FG Attempted: 3 vs. St. Bonaventure, 2018-19
3-Point FGM: 1 Northeastern, 2018-19
3-Point FGA: 1 vs. Eastern Washington, Northeastern, 2018-19
FT Made: 2 vs. Northeastern, Arkansas State, 2018-19
FT Attempted: 2 vs. Colgate, Northeastern, Arkansas State, 2018-19
Rebounds: 4 vs. Eastern Washington, 2018-19
Off. Rebounds: 1 vs. Eastern Washington, St. Bonaventure, 2018-19
Def. Rebounds: 3 vs. Eastern Washington, 2018-19
Assists: 2 vs. Eastern Washington, 2018-19
Steals: 1 vs. Arkansas State, St. Bonaventure, 2018-19
Blocks: 1 vs. Arkansas State, 2018-19
Minutes: 11 vs. Eastern Washington, 2018-19

2018-19 GAME-BY-GAME

Opponent	MP	FG	3PT	FT	REB	F	A	T	B	S	TP
EASTERN WASH.	11	0-1	0-1	0-0	4	0	2	3	0	0	0
MOREHEAD STATE	DNP										
vs. Connecticut	DNP										
vs. Oregon	2	1-1	0-0	0-0	0	0	0	0	0	0	2
COLGATE	6	0-0	0-0	1-2	1	0	0	1	0	0	1
at Ohio State	DNP										
CORNELL	DNP										
NORTHEASTERN	5	1-1	1-1	2-2	2	0	0	0	0	0	5
GEORGETOWN	DNP										
OLD DOMINION	DNP										
BUFFALO	DNP										
ARKANSAS STATE	5	2-2	0-0	2-2	0	0	0	0	1	1	6
ST. BONAVENTURE	8	2-3	0-0	0-1	3	1	1	3	0	1	4
at Notre Dame	DNP										
CLEMSON	DNP										
GEORGIA TECH	DNP										
at Duke	DNP										
PITTSBURGH	DNP										
MIAMI	2	0-1	0-0	0-0	0	0	0	0	0	0	0
at Virginia Tech											
at Boston College											
at Pittsburgh											
FLORIDA STATE											
BOSTON COLLEGE											
at NC State											
LOUISVILLE											
DUKE											
at North Carolina											
at Wake Forest											
VIRGINIA											
at Clemson											

*indicates start

BRASWELL'S CAREER STATISTICS

Year	G	GS	TOTAL			3-PTS			FT	FTA	Pct	REBOUNDS				PF	FO	A	TO	Blk	Stl	Pts	Avg
			FG	FGA	Pct	3FG	3FGA	Pct				O	D	Tot	Avg								
2018-19	7	0	6	9	.667	1	2	.500	5	7	.714	2	8	10	1.4	1	0	3	7	1	2	18	2.6



11 OSHAЕ BRISSETT

Forward • 6-8 • 210 • SO
Missassauga, Ontario
Findlay Prep/
Athlete Institute Prep

- Brissett leads the team in rebounding.
- He ranks 11th in the ACC in rebounding (7.6 rpg), is ninth in defensive rebounds (5.37) and 12th minutes played (32.95).
- Brissett led the Orange with 20 points against Eastern Washington.
- He posted his first double-double of the year and 13th of his career against Morehead State.
- Brissett recorded his second double-double of the year and 14th of his career against Northeastern.
- He posted his third double-double of the year and 15th of his career against Buffalo.
- Brissett had 19 points and 11 rebounds at Notre Dame for his fourth double-double of the year and 16th of his career.

SEASON HIGHS

Points: 21 vs. Northeastern, 2018-19
FG Made: 8 vs. Eastern Washington, 2018-19
FG Attempted: 19 vs. Morehead State, 2018-19
3-Point FGM: 3 at Notre Dame, Duke, 2018-19
3-Point FGA: 9 vs. Oregon, 2018-19
FT Made: 7 vs. Colgate, Cornell, Georgia Tech, 2018-19
FT Attempted: 11 vs. Colgate, Cornell, 2018-19
Rebounds: 14 vs. Northeastern, 2018-19
Off. Rebounds: 7 vs. Colgate, Northeastern, 2018-19
Def. Rebounds: 11 vs. Morehead State, 2018-19
Assists: 4 vs. Oregon, Buffalo, Pittsburgh, 2018-19
Steals: 3 vs. Eastern Washington, 2018-19
Blocks: 3 vs. Pittsburgh, 2018-19
Minutes: 43 at Duke, 2018-19

CAREER HIGHS

Points: 25 at Georgetown, vs. Buffalo, NC State, 2017-18
FG Made: 8 vs. NC State, 2017-18, Eastern Washington, 2018-19
FG Attempted: 19 vs. Morehead State, 2018-19
3-Point FGM: 5 vs. North Carolina (ACCT), 2017-18
3-Point FGA: 9 vs. Oregon, 2018-19
FT Made: 16 vs. Buffalo, 2017-18
FT Attempted: 16 vs. Buffalo, 2017-18
Rebounds: 14 vs. Toledo, at Georgetown, 2017-18; vs. Northeastern, 2018-19
Off. Rebounds: 8 vs. Georgetown, 2017-18
Def. Rebounds: 11 vs. Toledo, 2017-18; vs. Morehead State, 2018-19
Assists: 4 vs. Oregon, Buffalo, 2018-19; vs. Pittsburgh, 2018-19
Steals: 3 vs. Oakland, Buffalo, NC State, 2017-18, Eastern Washington, 2018-19
Blocks: 3 vs. North Carolina, Clemson, TCU (NCAAT), 2017-18; vs. Pittsburgh, 2018-19
Minutes: 46 at Florida State, 2017-18

2018-19 GAME-BY-GAME

Opponent	MP	FG	3PT	FT	REB	F	A	T	B	S	TP
EASTERN WASH. *	29	8-14	1-4	3-5	8	0	2	0	0	3	20
MOREHEAD STATE *	36	6-19	1-4	4-5	12	2	2	3	0	2	17
vs. Connecticut *	36	3-15	1-4	2-2	5	2	0	1	0	1	9
vs. Oregon *	33	2-12	1-9	6-8	6	3	4	2	0	0	11
COLGATE *	29	5-15	0-1	7-10	9	4	1	2	1	2	17
at Ohio State *	25	4-7	2-4	4-4	4	3	3	3	1	0	14
CORNELL *	40	5-8	2-3	7-11	8	1	3	2	1	1	19
NORTHEASTERN *	33	7-15	2-7	5-6	14	2	2	0	1	0	21
GEORGETOWN *	37	4-10	1-3	3-7	9	1	2	0	1	1	12
OLD DOMINION *	28	3-11	2-6	1-3	6	3	0	3	2	1	9
BUFFALO *	38	5-12	0-3	0-3	12	2	4	1	0	1	10
ARKANSAS STATE *	33	5-10	1-3	4-5	9	2	2	1	1	2	15
ST. BONAVENTURE *	24	2-5	1-2	1-2	5	4	1	1	1	0	6
at Notre Dame *	36	6-14	3-7	4-4	11	1	2	2	1	1	19
CLEMSON *	34	4-10	0-4	1-3	6	3	0	5	1	1	9
GEORGIA TECH *	38	4-10	0-4	7-8	4	3	3	3	0	0	15
at Duke *	43	5-16	3-5	1-2	8	3	0	3	1	0	14
PITTSBURGH *	28	4-11	1-3	2-3	5	1	4	3	3	0	11
MIAMI*	26	2-8	0-2	3-3	3	1	2	1	1	0	7
at Virginia Tech											
at Boston College											
at Pittsburgh											
FLORIDA STATE											
BOSTON COLLEGE											
at NC State											
LOUISVILLE											
DUKE											
at North Carolina											
at Wake Forest											
VIRGINIA											
at Clemson											

*indicates start



Julius Erving Small Forward Award Preseason Watch List

The Naismith Memorial Basketball Hall of Fame announced the 20 watch-list members for the 2019 Julius Erving Small Forward of the Year Award. The winner will be named on April 12, 2019.

Player	School	Keldon Johnson	Kentucky	Lamar Stevens	Penn State
Oshae Brissett	Syracuse	Louis King	Oregon	Matisse Thybulle	Washington
Robert Franks, Jr.	Wash. State	Nassir Little	UNC	Tres Tinkle	Oregon State
Rui Hachimura	Gonzaga	Caleb Martin	Nevada	Jordon Varnado	Troy
Sam Hauser	Marquette	Elijah Minnie	E. Michigan	Aaron Wiggins	Maryland
Jaylen Hoard	Wake Forest	Cam Reddish	Duke	Kris Wilkes	UCLA
De'Andre Hunter	Virginia	Admiral Schofield	Tennessee	Dylan Windler	Belmont

BRISSETT'S CAREER STATISTICS

Year	TOTAL			3-PTS			REBOUNDS															
	G	GS	FGA	Pct	3FG	3FGA	Pct	FT	FTA	Pct	O	D	Tot	Avg	PF	FO	A	TO	Blk	Stl	Pts	Avg
2017-18	37	37	162	.354	55	166	.331	174	221	.787	82	245	327	8.8	83	1	34	69	29	43	553	14.9
2018-19	19	19	84	.378	22	78	.282	65	94	.691	43	101	144	7.6	41	0	37	36	16	16	255	13.4
Total	56	56	246	.362	77	244	.316	239	315	.759	125	346	471	8.4	124	1	71	105	45	59	808	14.4



5 JALEN CAREY

Guard • 6-3 • 168 • FR
Bronx, N.Y.
Immaculate Conception (N.J.)

- Carey made his collegiate debut in the season opener vs. Eastern Washington.
- He was 2-for-6 from the field and 2-for-6 from the free throw line for six points against the Eagles.
- Carey made his first career start against Connecticut. He was 9-for-14 from the field and 7-for-8 from the free throw line for a season-high 26 points and posted season-highs in rebounds (7) and steals (3).
- Carey tied his season-high with three steals against Oregon.
- He dished out a season-high four assists against Georgetown.
- Carey tied his season high with three steals against St. Bonaventure.

SEASON HIGHS

Points: 26 vs. Connecticut, 2018-19
FG Made: 9 vs. Connecticut, 2018-19
FG Attempted: 14 vs. Connecticut, 2018-19
3-Point FGM: 1 vs. Eastern Washington, Connecticut, Oregon, Georgetown, 2018-19
3-Point FGA: 4 vs. Connecticut, 2018-19
FT Made: 7 vs. Connecticut, 2018-19
FT Attempted: 8 vs. Connecticut, 2018-19
Rebounds: 7 vs. Connecticut, 2018-19
Off. Rebounds: 2 vs. Eastern Washington, 2018-19
Def. Rebounds: 6 vs. Connecticut, 2018-19
Assists: 4 vs. Georgetown, 2018-19
Steals: 3 vs. Connecticut, Oregon, St. Bonaventure, 2018-19
Blocks: 1 vs. Morehead State, Northeastern, Georgetown, Miami, 2018-19
Minutes: 38 vs. Connecticut, 2018-19

2018-19 GAME-BY-GAME

Opponent	MP	FG	3PT	FT	REB	F	A	T	B	S	TP
EASTERN WASH.	18	2-6	1-1	2-6	6	0	1	2	0	1	7
MOREHEAD STATE	15	0-2	0-0	0-0	0	1	2	4	1	0	0
vs. Connecticut *	38	9-14	1-4	7-8	7	2	0	6	0	3	26
vs. Oregon *	36	4-8	1-2	5-6	3	0	1	2	0	3	14
COLGATE	18	0-3	0-1	0-0	4	0	1	0	0	0	0
at Ohio State	15	0-1	0-1	4-4	1	0	3	1	0	0	4
CORNELL	7	1-2	0-0	0-0	0	0	0	2	0	0	2
NORTHEASTERN	17	2-5	0-0	0-3	5	2	3	1	1	1	4
GEORGETOWN	23	1-4	1-3	0-0	3	0	4	3	1	0	3
OLD DOMINION	9	1-2	0-0	2-3	0	0	1	1	0	1	4
BUFFALO	10	2-3	0-1	0-0	2	0	1	1	0	1	4
ARKANSAS STATE	DNP										
ST. BONAVENTURE	19	1-5	0-2	2-2	1	1	3	2	0	3	4
at Notre Dame	11	2-4	0-1	0-0	0	0	1	0	0	1	4
CLEMSON	5	0-0	0-0	0-0	2	1	1	1	0	0	0
GEORGIA TECH	12	0-2	0-2	0-0	0	0	0	4	0	0	0
at Duke	7	0-1	0-0	0-0	1	0	1	3	0	0	0
PITTSBURGH	DNP										
MIAMI	3	0-1	0-0	0-0	0	0	0	0	1	0	0
at Virginia Tech											
at Boston College											
at Pittsburgh											
FLORIDA STATE											
BOSTON COLLEGE											
at NC State											
LOUISVILLE											
DUKE											
at North Carolina											
at Wake Forest											
VIRGINIA											
at Clemson											

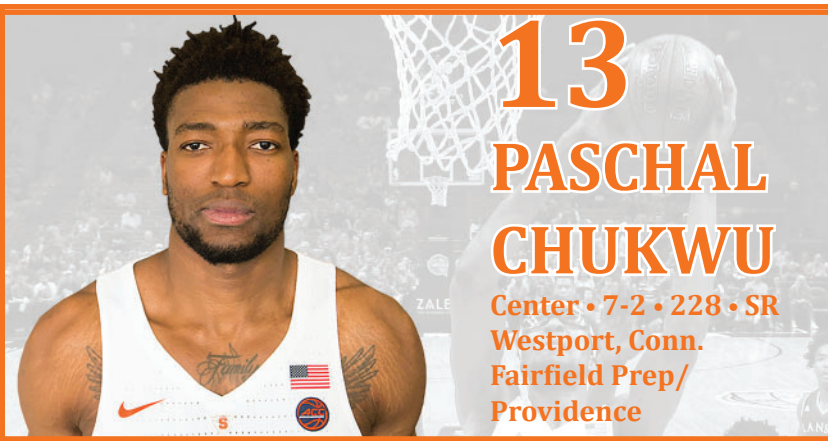
*indicates start



Co-Rookie of the Week (November 18)

CAREY'S CAREER STATISTICS

Year	G	GS	TOTAL			3-PTS			FT			REBOUNDS				PF	FO	A	TO	Blk	Stl	Pts	Avg
			FG	FGA	Pct	3FG	3FGA	Pct	FT	FTA	Pct	O	D	Tot	Avg								
2018-19	17	2	25	63	.397	4	18	.222	22	32	.688	6	29	35	2.1	7	0	23	33	4	14	76	4.5



13 PASCHAL CHUKWU

Center • 7-2 • 228 • SR
Westport, Conn.
Fairfield Prep/
Providence

- Chukwu is fifth in the ACC in blocks (2.0 bpg.) and eighth in offensive rebounds (2.56).
- Chukwu recorded his first double-double of the season and fourth of his career with 14 points and 10 rebounds vs. Morehead State.
- Chukwu led the Orange with seven rebounds at Ohio State. He had three defensive rebounds and a block in the final 3:35 to help secure the win.
- Chukwu tied his career high with three steals against St. Bonaventure.
- He posted his second double-double of the year and fifth of his career with 10 points and a career-high 18 rebounds at Duke.
- He followed that performance with 11 rebounds vs. Pittsburgh.

SEASON HIGHS

Points: 14 vs. Morehead State, 2018-19
FG Made: 4 vs. Morehead State, 2018-19
FG Attempted: 5 vs. Morehead State, at Duke, 2018-19
3-Point FGM: 0
3-Point FGA: 0
FT Made: 6 vs. Morehead State, 2018-19
FT Attempted: 8 vs. Morehead State, at Duke, 2018-19
Rebounds: 18 at Duke, 2018-19
Off. Rebounds: 9 at Duke, 2018-19
Def. Rebounds: 9 at Duke, 2018-19
Assists: 1 vs. St. Bonaventure, Georgia Tech, at Duke, 2018-19
Steals: 3 vs. St. Bonaventure, 2018-19
Blocks: 6 vs. Morehead State, 2018-19
Minutes: 32 at Duke, 2018-19

CAREER HIGHS

Points: 15 vs. Eastern Michigan, 2017-18
FG Made: 6 vs. Oakland, Boston College, Wake Forest (ACCT), 2017-18
FG Attempted: 7 vs. Boston College, Wake Forest (ACCT), 2017-18
3-Point FGM: 0
3-Point FGA: 0
FT Made: 9 vs. Eastern Michigan, 2017-18
FT Attempted: 11 vs. Eastern Michigan, 2017-18
Rebounds: 18 at Duke, 2017-18
Off. Rebounds: 10 at Virginia, 2017-18
Def. Rebounds: 9 at Duke, 2017-18; at Duke, 2018-19
Assists: 3 vs. Wake Forest (ACCT), 2017-18
Steals: 3 at Georgetown, vs. North Carolina, 2017-18; vs. St. Bonaventure, 2018-19
Blocks: 8, Oakland, Buffalo, 2017-18
Minutes: 42 at Florida State, 2017-18

2018-19 GAME-BY-GAME

Opponent	MP	FG	3PT	FT	REB	F	A	T	B	S	TP
EASTERN WASH. *	17	2-2	0-0	2-6	6	3	0	0	1	0	6
MOREHEAD STATE *	28	4-5	0-0	6-8	10	4	0	2	6	1	14
vs. Connecticut *	17	1-3	0-0	4-4	3	2	0	1	3	1	6
vs. Oregon *	18	0-0	0-0	0-0	3	5	0	2	1	1	0
COLGATE *	4	0-0	0-0	0-0	0	1	0	1	1	0	0
at Ohio State *	18	0-1	0-0	0-0	7	4	0	1	1	0	0
CORNELL *	20	1-1	0-0	1-2	5	2	0	2	2	1	3
NORTHEASTERN *	22	3-3	0-0	2-4	7	4	0	0	2	1	8
GEORGETOWN *	24	3-3	0-0	2-2	3	5	0	0	1	1	8
OLD DOMINION *	19	0-1	0-0	0-0	4	3	0	0	1	1	0
BUFFALO *	19	1-2	0-0	0-1	3	3	0	1	1	1	2
ARKANSAS STATE	23	0-2	0-0	4-4	13	1	0	0	2	1	4
ST. BONAVENTURE	15	1-1	0-0	0-1	6	2	1	1	0	3	2
at Notre Dame	11	1-2	0-0	0-0	3	5	0	2	0	0	2
CLEMSON	DNP										
GEORGIA TECH	15	0-0	0-0	0-0	5	3	1	2	3	1	0
at Duke	32	3-5	0-0	4-8	18	4	0	2	3	0	10
PITTSBURGH *	26	2-2	0-0	2-6	11	1	0	4	3	0	6
MIAMI *	21	3-3	0-0	0-0	4	3	0	0	5	0	6
at Virginia Tech											
at Boston College											
at Pittsburgh											
FLORIDA STATE											
BOSTON COLLEGE											
at NC State											
LOUISVILLE											
DUKE											
at North Carolina											
at Wake Forest											
VIRGINIA											
at Clemson											

*indicates start

CHUKWU'S CAREER STATISTICS

Year	G	GS	TOTAL			3-PTS			FT			REBOUNDS				PF	FO	A	TO	Blk	Stl	Pts	Avg
			FG	FGA	Pct	3FG	3FGA	Pct	FT	FTA	Pct	O	D	Tot	Avg								
2014-15	33	3	33	50	.660	0	0	.000	24	40	.600	33	50	83	2.5	62	2	5	19	23	9	90	2.7
2015-16	sat out as transfer																						
2016-17	7	0	6	9	.667	0	0	.000	0	9	.000	11	18	29	4.1	15	0	2	10	14	3	12	1.7
2017-18	37	37	72	110	.655	0	0	.000	55	87	.632	103	149	252	6.8	116	7	15	40	91	26	199	5.4
2018-19	18	13	25	36	.694	0	0	.000	27	46	.587	46	65	111	6.2	55	3	2	21	36	13	77	4.3
Totals	95	53	136	205	.663	0	0	.000	106	182	.582	193	282	475	5.0	248	12	24	90	164	51	378	4.0



21
MAREK
DOLEZAJ
 Forward • 6-10 • 180 • SO
 Bratislava, Slovakia
 Karlovka

- Dolezaj made his first start of the season against Arkansas State.
- Dolezaj made a career-high two 3-pointers on his way to eight points in a season-high 26 minutes at Ohio State.
- He grabbed a season-high six rebounds against Old Dominion and at Notre Dame.
- He went 2-for-4 from 3-point range and scored a season-high 10 points against Clemson. He also posted season highs in assists (4), blocks (2) and minutes (30).
- Dolezaj posted a career-high five steals against Georgia Tech.
- He dished out a season-high five assists versus Pittsburgh and Miami.

SEASON HIGHS

Points: 10 vs. Clemson, 2018-19
FG Made: 3 vs. Eastern Washington, at Ohio State, vs. St. Bonaventure, Clemson, 2018-19
FG Attempted: 5 vs. Colgate, Clemson, 2018-19
3-Point FGM: 2 at Ohio State, Clemson, 2018-19
3-Point FGA: 4 vs. Clemson, 2018-19
FT Made: 2 vs. St. Bonaventure, Clemson, Georgia Tech, Pittsburgh, 2018-19
FT Attempted: 4 vs. Pittsburgh, 2018-19
Rebounds: 6 vs. Old Dominion, at Notre Dame, vs. Georgia Tech, Pittsburgh, 2018-19
Off. Rebounds: 2 vs. Colgate, at Notre Dame, Clemson, vs. Georgia Tech, Pittsburgh, 2018-19
Def. Rebounds: 5 vs. Northeastern, Old Dominion, St. Bonaventure, 2018-19
Assists: 5 vs. Pittsburgh, Miami, 2018-19
Steals: 5 vs. Georgia Tech, 2018-19
Blocks: 2 vs. Clemson, Pittsburgh, 2018-19
Minutes: 30 vs. Clemson, 2018-19

CAREER HIGHS

Points: 20 vs. Wake Forest (ACCT), 2017-18
FG Made: 8 vs. TCU (NCAAT), 2017-18
FG Attempted: 13 vs. TCU (NCAAT), 2017-18
3-Point FGM: 2 at Ohio State, Clemson, 2018-19
3-Point FGA: 4 vs. Clemson, 2018-19
FT Made: 8 vs. Wake Forest (ACCT), 2017-18
FT Attempted: 10 vs. Wake Forest (ACCT), 2017-18
Rebounds: 10 vs. St. Bonaventure, 2017-18
Off. Rebounds: 5 vs. Cornell, 2017-18
Def. Rebounds: 7 vs. Oakland, St. Bonaventure, at Georgia Tech, 2017-18
Assists: 7 vs. Texas Southern, 2017-18
Steals: 5 vs. Georgia Tech, 2018-19
Blocks: 3 vs. Oakland, St. Bonaventure, 2017-18
Minutes: 38 at Georgia Tech, Louisville, Clemson, vs. Wake Forest (ACCT), 2017-18

2018-19 GAME-BY-GAME

Opponent	MP	FG	3PT	FT	REB	F	A	T	B	S	TP
EASTERN WASH.	18	3-3	1-1	0-0	3	2	0	0	1	1	7
MOREHEAD STATE	13	1-1	0-0	0-0	1	3	0	2	0	2	2
vs. Connecticut	19	1-1	0-0	0-2	1	5	3	0	1	0	2
vs. Oregon	17	1-2	0-0	0-0	2	4	0	0	0	0	2
COLGATE	24	2-5	0-1	0-0	5	2	3	2	0	2	4
at Ohio State	26	3-4	2-2	0-0	3	5	1	1	0	0	8
CORNELL	24	1-2	0-1	0-1	1	1	1	0	0	2	2
NORTHEASTERN	18	1-1	0-0	0-0	5	3	2	2	0	0	2
GEORGETOWN	14	1-3	0-2	0-0	1	2	0	1	0	0	2
OLD DOMINION	21	1-2	0-0	0-0	6	1	2	0	0	1	2
BUFFALO	9	0-0	0-0	0-2	0	2	0	0	0	0	0
ARKANSAS STATE *	16	1-1	0-0	1-2	2	1	2	0	1	1	3
ST. BONAVENTURE *	25	3-4	1-1	2-2	5	3	3	1	0	1	9
at Notre Dame *	18	0-2	0-0	0-0	6	5	2	1	1	1	0
CLEMSON *	30	3-5	2-4	2-2	4	3	4	0	2	2	10
GEORGIA TECH *	28	1-2	0-1	2-2	6	4	3	2	0	5	4
at Duke *	12	0-1	0-0	0-0	0	3	1	0	0	0	0
PITTSBURGH	21	1-2	0-0	2-4	6	1	5	1	2	2	4
MIAMI	23	2-3	1-2	0-0	5	0	5	2	0	0	5
at Virginia Tech											
at Boston College											
at Pittsburgh											
FLORIDA STATE											
BOSTON COLLEGE											
at NC State											
LOUISVILLE											
DUKE											
at North Carolina											
at Wake Forest											
VIRGINIA											
at Clemson											

*indicates start

DOLEZAJ'S CAREER STATISTICS

Year	G		TOTAL			3-PTS			FT			REBOUNDS				PF		FO		A		TO		Blk		Stl		Pts	
	G	GS	FG	FGA	Pct	3FG	3FGA	Pct	FT	FTA	Pct	O	D	Tot	Avg	Pf	Fo	A	To	Blk	Stl	Pts	Avg						
2017-18	37	17	79	147	.537	2	9	.222	54	76	.711	72	107	179	4.8	102	4	57	51	28	30	214	5.8						
2018-19	19	5	26	44	.591	7	15	.467	9	17	.529	15	47	62	3.3	50	3	37	15	8	20	68	3.6						
Totals	56	22	105	191	.550	9	24	.375	63	93	.677	87	154	241	4.3	152	7	94	66	36	50	282	5.0						



23 FRANK HOWARD

Guard • 6-5 • 205 • SR
Suitland, Md.
Paul VI

- Howard missed the first four games of the season with a lower-body injury.
- He ranks sixth in the ACC in assists/turnover ratio (2.20).
- He made his season debut against Colgate.
- Howard recorded season highs in assists (6) and steals (4) against Northeastern.
- He also had four steals against Georgetown.
- Howard tied his season high in assists versus Old Dominion.
- He scored all 16 of his points in the second half at Duke. He also pulled down a season-high six rebounds against the Blue Devils.

SEASON HIGHS

Points: 16 at Duke, 2018-19
FG Made: 7 at Duke, 2018-19
FG Attempted: 13 vs. Buffalo, at Duke, 2018-19
3-Point FGM: 3 vs. Buffalo, Miami, 2018-19
3-Point FGA: 7 vs. Cornell, 2018-19
FT Made: 4 vs. Arkansas State, Pittsburgh, 2018-19
FT Attempted: 6 vs. Clemson, 2018-19
Rebounds: 6 at Duke, 2018-19
Off. Rebounds: 1 vs. Buffalo, Clemson, Miami, 2018-19
Def. Rebounds: 6 at Duke, 2018-19
Assists: 6 vs. Northeastern, Old Dominion, 2018-19
Steals: 4 vs. Northeastern, Georgetown, 2018-19
Blocks: 1 vs. St. Bonaventure, Miami, 2018-19
Minutes: 35 vs. Clemson, 2018-19

CAREER HIGHS

Points: 25 vs. Toledo, 2017-18
FG Made: 9 Toledo, at Georgetown, 2017-18
FG Attempted: 20 Toledo, at Virginia, Boston College, 2017-18
3-Point FGM: 5 at Wake Forest, North Carolina, 2017-18
3-Point FGA: 10, North Carolina, at Duke, Boston College, 2017-18
FT Made: 6 Toledo, Pittsburgh, 2017-18; Boston U., 2016-17
FT Attempted: 9 North Florida, 2017-18
Rebounds: 7 Pittsburgh, 2017-18
Off. Rebounds: 3 at Boston College, 2016-17
Def. Rebounds: 6 Toledo, Colgate, 2017-18; at Duke, 2018-19
Assists: 13 North Florida, 2016-17
Steals: 7 Maryland, 2017-18
Blocks: 1 Virginia Tech, Georgia Tech; 2015-16, Holy Cross, Monmouth, E. Michigan, Cornell, vs. Ole Miss (NIT), 2016-17; vs. Virginia Tech, Toledo, Texas Southern, Iona, at Virginia, Pittsburgh, at Georgia Tech, at Miami, Boston College, vs. Arizona State (NCAAT), 2017-18; vs. St. Bonaventure, Miami, 2018-19
Minutes: 45 vs. St. Bonaventure, 2017-18

2018-19 GAME-BY-GAME

Opponent	MP	FG	3PT	FT	REB	F	A	T	B	S	TP
EASTERN WASH.	DNP										
MOREHEAD STATE	DNP										
vs. Connecticut	DNP										
vs. Oregon	DNP										
COLGATE *	19	1-5	1-5	0-0	2	2	5	0	0	3	3
at Ohio State *	24	3-8	2-6	0-0	1	5	1	0	0	0	8
CORNELL *	32	1-7	1-7	0-0	1	0	4	1	0	1	3
NORTHEASTERN *	22	1-5	0-3	0-0	0	1	6	2	0	4	2
GEORGETOWN *	17	2-5	0-3	0-0	2	5	3	2	0	4	4
OLD DOMINION *	32	2-7	2-5	3-5	1	2	6	3	0	1	9
BUFFALO *	32	5-13	3-5	0-0	4	3	1	3	0	1	13
ARKANSAS STATE *	27	1-6	0-4	4-4	1	3	3	3	0	1	6
ST. BONAVENTURE *	20	1-3	0-1	2-2	0	1	4	0	1	2	4
at Notre Dame *	29	3-9	2-5	0-0	2	0	4	2	0	0	8
CLEMSON *	35	4-8	1-3	3-6	5	2	4	2	0	0	12
GEORGIA TECH *	24	3-8	2-6	0-0	2	1	3	3	0	2	8
at Duke *	32	7-13	2-5	0-0	6	3	5	3	0	2	16
PITTSBURGH *	34	2-9	2-6	4-4	2	4	5	0	0	2	10
MIAMI *	27	3-7	3-6	0-0	2	1	1	1	1	1	9
at Virginia Tech											
at Boston College											
at Pittsburgh											
FLORIDA STATE											
BOSTON COLLEGE											
at NC State											
LOUISVILLE											
DUKE											
at North Carolina											
at Wake Forest											
VIRGINIA											
at Clemson											

*indicates start

HOWARD'S CAREER STATISTICS

Year	TOTAL					3-PTS			REBOUNDS														
	G	GS	FG	FGA	Pct	3FG	3FGA	Pct	FT	FTA	Pct	O	D	Tot	Avg	PF	FO	A	TO	Blk	Stl	Pts	Avg
2015-16	32	0	18	63	.286	2	19	.105	14	28	.500	10	33	43	1.3	39	1	56	28	4	17	52	1.6
2016-17	33	14	49	139	.353	18	57	.316	33	53	.623	18	37	55	1.7	56	0	120	57	5	38	149	4.5
2017-18	37	37	187	497	.376	67	205	.327	92	128	.719	19	110	129	3.5	96	2	175	126	10	68	533	14.4
2018-19	15	15	39	113	.345	21	70	.300	16	21	.762	3	28	31	2.1	33	2	55	25	2	24	115	7.7
Totals	117	66	293	812	.361	108	351	.308	155	230	.674	50	208	258	2.2	224	5	406	236	21	147	849	7.3



33 ELIJAH HUGHES

Forward • 6-6 • 215 • RJR
Beacon, N.Y.
Beacon/Kennedy/South
Kent Prep/E. Carolina

- Hughes has reached double figures in scoring in 16 of 19 games.
- He ranks 12th in the ACC in scoring (15.3 ppg.), third in 3-point field goals made (2.74 pg.) and 13th in minutes played (32.79).
- Hughes made his Syracuse debut in the season opener vs. Eastern Washington.
- Hughes had a career-high five steals against Oregon.
- He recorded his first career double-double at Notre Dame with career highs in points (22) and rebounds (10).
- Hughes blocked a career-high three shots and tied his career highs in points (22) field goals made, and 3-pointers made (6) against Miami.

SEASON HIGHS

Points: 22 at Notre Dame, vs. Miami, 2018-19
FG Made: 8 at Notre Dame, vs. Miami, 2018-19
FG Attempted: 16 at Notre Dame, 2018-19
3-Point FGM: 6 at Notre Dame, vs. Miami, 2018-19
3-Point FGA: 13 at Notre Dame, 2018-19
FT Made: 6 vs. Morehead State, 2018-19
FT Attempted: 7 vs. Morehead State, Oregon, 2018-19
Rebounds: 10 at Notre Dame, 2018-19
Off. Rebounds: 2 vs. Morehead State, Northeastern, 2018-19
Def. Rebounds: 9 at Notre Dame, 2018-19
Assists: 3 at Ohio State, vs. Northeastern, Old Dominion, Arkansas State, vs. Miami, 2018-19
Steals: 5 vs. Oregon, 2018-19
Blocks: 3 vs. Miami, 2018-19
Minutes: 45 at Duke, 2018-19

CAREER HIGHS

Points: 22 at Notre Dame, vs. Miami, 2018-19
FG Made: 8 at Notre Dame, vs. Miami, 2018-19
FG Attempted: 16 at Notre Dame, 2018-19
3-Point FGM: 6 at Notre Dame, vs. Miami, 2018-19
3-Point FGA: 13 at Notre Dame, 2018-19
FT Made: 6 USF, 2016-17; Morehead State, 2018-19
FT Attempted: 8 USF, 2016-17
Rebounds: 10 at Notre Dame, 2018-19
Off. Rebounds: 2 Houston, at Connecticut, vs. SMU, 2016-17; vs. Morehead State, Northeastern, 2018-19
Def. Rebounds: 9 at Notre Dame, 2018-19
Assists: 4 at Temple, at Connecticut, 2016-17
Steals: 5 vs. Oregon, 2018-19
Blocks: vs. Miami, 2018-19
Minutes: 45 at Duke, 2018-19

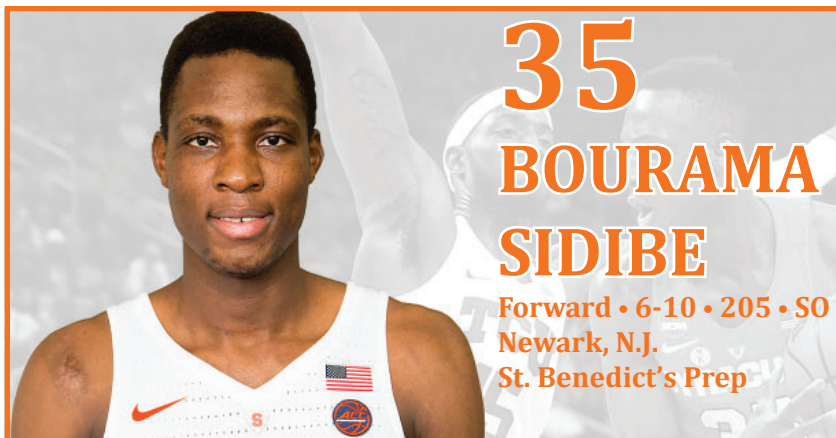
2018-19 GAME-BY-GAME

Opponent	MP	FG	3PT	FT	REB	F	A	T	B	S	TP
EASTERN WASH. *	25	2-8	0-3	3-3	7	4	1	0	0	3	7
MOREHEAD STATE *	35	7-15	1-6	6-7	8	2	2	1	0	1	21
vs. Connecticut *	32	5-14	3-8	2-3	2	5	1	1	0	2	15
vs. Oregon *	38	4-10	2-7	4-7	2	5	2	6	0	5	14
COLGATE *	30	7-11	3-5	0-0	6	1	0	1	0	1	17
at Ohio State *	40	6-14	4-9	2-3	3	3	3	3	1	0	18
CORNELL *	24	1-3	0-2	2-2	2	2	0	2	1	0	4
NORTHEASTERN *	29	6-11	3-8	2-2	4	1	3	2	1	1	17
GEORGETOWN *	38	5-13	4-10	1-2	6	1	2	1	1	1	15
OLD DOMINION *	35	4-9	2-4	5-6	4	3	3	2	0	2	15
BUFFALO *	36	6-15	2-9	2-4	4	4	0	6	1	2	16
ARKANSAS STATE *	32	6-12	3-7	2-3	6	1	3	1	2	0	17
ST. BONAVENTURE *	25	6-10	3-7	1-1	2	3	1	2	1	0	16
at Notre Dame *	37	8-16	6-13	0-0	10	0	0	1	0	0	22
CLEMSON *	35	4-10	3-8	3-4	7	1	0	4	0	0	14
GEORGIA TECH *	25	4-12	1-8	3-4	3	3	1	0	0	1	12
at Duke *	45	7-15	4-9	2-2	5	2	2	0	1	0	20
PITTSBURGH *	25	3-7	2-5	0-0	1	0	1	2	0	1	8
MIAMI *	37	8-13	6-9	0-0	3	0	3	0	3	3	22
at Virginia Tech											
at Boston College											
at Pittsburgh											
FLORIDA STATE											
BOSTON COLLEGE											
at NC State											
LOUISVILLE											
DUKE											
at North Carolina											
at Wake Forest											
VIRGINIA											
at Clemson											

*indicates start

HUGHES' CAREER STATISTICS

Year	G		TOTAL			3-PTS			FT			REBOUNDS				PF		FO		A		TO		Blk		Stl		Pts		Avg	
		GS	FG	FGA	Pct	3FG	3FGA	Pct	FT	FTA	Pct	O	D	Tot	Avg																
2016-17	25	7	58	166	.349	24	88	.273	54	79	.684	11	47	58	2.3	46	1	32	24	11	14	194	7.8								
2017-18	sat out as transfer																														
2018-19	19	19	99	219	.452	52	138	.377	40	53	.755	11	74	85	4.5	41	2	28	35	12	23	290	15.3								
Totals	44	26	157	385	.408	76	226	.336	94	132	.712	22	121	143	3.3	87	3	60	59	23	37	484	11.0								



35 BOURAMA SIDIBE

Forward • 6-10 • 205 • SO
Newark, N.J.
St. Benedict's Prep

- Sidibe was 3-for-5 from the field on his way to eight points in the season opener vs. Eastern Washington.
- He pulled down eight rebounds against Morehead State.
- Sidibe recorded his first double-double of the season and second of his career against Colgate with 11 points and a team-high 10 rebounds. He also tied his career high with three steals against the Raiders.
- He tied his career-high in blocks with three against Clemson.
- Sidibe tied his career high with three steals against Miami.

SEASON HIGHS

Points: 11 vs. Colgate, 2018-19
FG Made: 3 vs. Eastern Washington, Colgate, 2018-19
FG Attempted: 5 vs. Eastern Washington, Colgate, 2018-19
3-Point FGM: 0
3-Point FGA: 0
FT Made: 5 vs. Colgate, 2018-19
FT Attempted: 9 vs. Colgate, 2018-19
Rebounds: 10 vs. Colgate, 2018-19
Off. Rebounds: 5 vs. Colgate, 2018-19
Def. Rebounds: 5 vs. Connecticut, Colgate 2018-19
Assists: 1 vs. Eastern Washington, Connecticut, Colgate, Cornell, St. Bonaventure, 2018-19
Steals: 3 vs. Colgate, Miami, 2018-19
Blocks: 3 vs. Clemson, 2018-19
Minutes: 23 vs. Colgate, 2018-19

CAREER HIGHS

Points: 18, at Pittsburgh, 2017-18
FG Made: 6, at Pittsburgh, 2017-18
FG Attempted: 8, at Pittsburgh, 2017-18
3-Point FGM: 0
3-Point FGA: 0
FT Made: 6 at Pittsburgh, 2017-18
FT Attempted: 9 vs. Colgate, 2018-19
Rebounds: 16 at Pittsburgh, 2017-18
Off. Rebounds: 5 vs. North Carolina (ACCT), 2017-18; vs. Colgate, 2018-19
Def. Rebounds: 13 at Pittsburgh, 2017-18
Assists: 1, Texas Southern, Toledo, Wake Forest, at Duke, 2017-18; vs. Eastern Washington, Connecticut, Colgate, Cornell, St. Bonaventure, 2018-19
Steals: 3 vs. Kansas, 2017-18; vs. Colgate, Miami, 2018-19
Blocks: 3 at Pittsburgh, Miami, 2017-18; Clemson, 2018-19
Minutes: 31 at Pittsburgh, 2017-18

2018-19 GAME-BY-GAME

Opponent	MP	FG	3PT	FT	REB	F	A	T	B	S	TP
EASTERN WASH.	14	3-5	0-0	2-5	2	3	1	1	2	0	8
MOREHEAD STATE	9	2-4	0-0	0-0	8	3	0	0	1	0	4
vs. Connecticut	12	0-1	0-0	1-2	5	4	1	0	0	0	1
vs. Oregon	11	1-2	0-0	0-0	2	3	0	1	0	2	2
COLGATE	23	3-5	0-0	5-9	10	2	1	1	1	3	11
at Ohio State	12	0-0	0-0	0-0	3	5	0	0	0	0	0
CORNELL	12	0-0	0-0	1-2	2	3	1	0	0	2	1
NORTHEASTERN	5	0-1	0-0	0-0	1	0	0	0	0	0	0
GEORGETOWN	6	1-1	0-0	0-0	2	0	0	0	1	0	2
OLD DOMINION	13	0-0	0-0	0-2	3	1	0	1	1	0	0
BUFFALO	18	1-2	0-0	1-1	2	4	0	0	2	0	3
ARKANSAS STATE	5	1-1	0-0	1-1	0	3	0	0	0	0	3
ST. BONAVENTURE	10	1-3	0-0	1-2	2	3	1	1	0	0	3
at Notre Dame	15	0-3	0-0	0-1	6	3	0	0	1	0	0
CLEMSON	16	1-1	0-0	2-4	4	3	0	1	3	0	4
GEORGIA TECH	3	0-0	0-0	0-2	1	0	0	0	0	0	0
at Duke	3	0-0	0-0	0-0	1	3	0	0	0	0	0
PITTSBURGH	7	0-1	0-0	0-0	1	1	0	0	0	1	0
MIAMI	10	1-2	0-0	0-0	1	2	0	2	0	3	2
at Virginia Tech											
at Boston College											
at Pittsburgh											
FLORIDA STATE											
BOSTON COLLEGE											
at NC State											
LOUISVILLE											
DUKE											
at North Carolina											
at Wake Forest											
VIRGINIA											
at Clemson											

*indicates start

SIDIBE'S CAREER STATISTICS

Year	G	GS	TOTAL			3-PTS			FT	FTA	Pct	REBOUNDS				PF	FO	A	TO	Blk	Stl	Pts	Avg
			FG	FGA	Pct	3FG	3FGA	Pct				O	D	Tot	Avg								
2017-18	30	0	31	52	.596	0	0	.000	19	40	.475	37	59	96	3.2	71	3	4	27	20	10	81	2.7
2018-19	19	0	15	32	.469	0	0	.000	14	31	.452	20	36	56	2.9	46	1	5	8	12	11	44	2.3
Totals	49	0	46	84	.548	0	0	.000	33	71	.465	57	95	152	3.1	117	4	9	35	32	21	125	2.6



10 HOWARD WASHINGTON

Guard • 6-3 • 180 • SO
Buffalo, N.Y.
Canisius/Montverde Academy, Fla./
Athlete Institute Prep

- Washington returned to the lineup in the season opener after missing the final 16 games of last season after injuring his knee in practice.

SEASON HIGHS

Points: 0
FG Made: 0
FG Attempted: 1 vs. Oregon, 2018-19
3-Point FGM: 0
3-Point FGA: 1 vs. Oregon, 2018-19
FT Made: 0
FT Attempted: 0
Rebounds: 3 vs. Eastern Washington, 2018-19
Off. Rebounds: 0
Def. Rebounds: 3 vs. Eastern Washington, 2018-19
Assists: 1 vs. Oregon, 2018-19
Steals: 0
Blocks: 0
Minutes: 7 vs. Eastern Washington, 2018-19

CAREER HIGHS

Points: 9 at Florida State, 2017-18
FG Made: 3 at Florida State, 2017-18
FG Attempted: 4 at Florida State, 2017-18
3-Point FGM: 1, Colgate; at Florida State, 2017-18
3-Point FGA: 2, vs. Kansas, 2017-18
FT Made: 4 at Pittsburgh, 2017-18
FT Attempted: 4 at Florida State, at Pittsburgh, 2017-18
Rebounds: 3 vs. Oakland, at Florida State, at Pittsburgh, 2017-18, Eastern Washington, 2018-19
Off. Rebounds: 0
Def. Rebounds: 3 vs. Oakland, at Pittsburgh, at Florida State, 2017-18, Eastern Washington, 2018-19
Assists: 2 vs. Cornell, Oakland, at Pittsburgh, 2017-18
Steals: 2, Pittsburgh, 2017-18
Blocks: 1, Eastern Michigan, at Virginia, 2017-18
Minutes: 24 at Florida State, 2017-18

2018-19 GAME-BY-GAME

Opponent	MP	FG	3PT	FT	REB	F	A	T	B	S	TP
EASTERN WASH.	7	0-0	0-0	0-0	3	0	0	0	0	0	0
MOREHEAD STATE	DNP										
vs. Connecticut	DNP										
vs. Oregon	2	0-1	0-1	0-0	1	0	1	0	0	0	0
COLGATE	1	0-0	0-0	0-0	0	0	0	0	0	0	0
at Ohio State	DNP										
CORNELL	DNP										
NORTHEASTERN	DNP										
GEORGETOWN	DNP										
OLD DOMINION	DNP										
BUFFALO	DNP										
ARKANSAS STATE	DNP										
ST. BONAVENTURE	DNP										
at Notre Dame	DNP										
CLEMSON	DNP										
GEORGIA TECH	DNP										
at Duke	DNP										
PITTSBURGH	DNP										
MIAMI											
at Virginia Tech											
at Boston College											
at Pittsburgh											
FLORIDA STATE											
BOSTON COLLEGE											
at NC State											
LOUISVILLE											
DUKE											
at North Carolina											
at Wake Forest											
VIRGINIA											
at Clemson											

*indicates start

WASHINGTON'S CAREER STATISTICS

Year	G	GS	TOTAL			3-PTS			FT	FTA	Pct	REBOUNDS				PF	FO	A	TO	Blk	Stl	Pts	Avg
			FG	FGA	Pct	3FG	3FGA	Pct				O	D	Tot	Avg								
2017-18	18	0	5	17	.294	2	12	.167	7	10	.700	0	15	15	0.8	5	0	10	7	1	6	19	1.1
2018-19	3	0	0	1	.000	0	1	.000	0	0	.000	0	4	4	1.3	0	0	1	0	0	0	0	0.0
Totals	21	0	5	18	.278	2	13	.154	7	10	.700	0	19	19	0.9	5	0	11	7	1	6	19	0.9

'CUSE BASKETBALL

2018-19 Record Breakdown

Record	Overall	ACC	ACCT	NCAA
SU overall	14-5	5-1		
SU at home	11-3	3-1		
SU on the road	3-0	2-0		
SU at neutral sites	0-2			
SU in overtime	1-0	1-0		
After a loss	3-2	1-0		
SU scores first	8-4	2-1		
Opponent scores first	6-1	3-0		

Halftime	Overall	ACC	ACCT	NCAA
SU led at the half	10-2	3-0		
SU trailed at the half	4-3	2-1		
Tied at the half				

Rebounding	Overall	ACC	ACCT	NCAA
SU outrebounded Opp.	8-0	2-0		
SU was outrebounded	6-4	3-0		
Rebounds were equal	0-1	0-1		
SU 36-or-more rebounds	8-0	3-0		
SU 35-or-less rebounds	6-5	2-1		
SU 21-or-more def rebounds	13-3	5-0		
SU 20-or-less def. rebounds	1-2	0-1		
SU 11-or-more off. rebounds	7-3	2-1		
SU 10-or-less off. rebounds	7-2	3-0		

Field Goal Percentage	Overall	ACC	ACCT	NCAA
SU shot 60-70% FG				
SU shot 50-60% FG	2-0			
SU shot 40-50% FG	11-1	5-0		
SU shot 30-40% FG	1-4	0-1		
Opp. shot 50-60% FG	0-2	0-1		
Opp. shot 40-50% FG	2-2			
Opp. shot 30-40% FG	11-1	5-0		
Opp. shot 20-30% FG	1-0			
SU outshot Opp. FG%	14-1	5-0		
Opp. outshot SU FG%	0-4	0-1		

Free Throw Percentage	Overall	ACC	ACCT	NCAA
SU outshot Opp. FT%	8-2	3-1		
Opp. outshot SU FT%	6-3	2-0		
FT% was equal				
SU shot more FT	10-3	3-0		
Opp. shot more FT	3-2	2-1		
Free throws shot were equal	1-0			

Scoring	Overall	ACC	ACCT	NCAA
SU scored 90-99 pts.	1-0	1-0		
SU scored 80-89 pts.	3-0			
SU scored 70-79 pts.	7-1	3-0		
SU scored 60-69 pts.	3-2	1-0		
SU scored 50-59 pts.	0-2	0-1		
Opp. scored 90-99 pts.	1-0	1-0		
Opp. scored 80-89 pts.	0-2			
Opp. scored 70-79 pts.	2-2	0-1		
Opp. scored 60-69 pts.	3-1	2-0		
Opp. scored 50-59 pts.	5-0	3-0		
Opp. scored 40-49 pts.	2-0			
Opp. scored 30-39 pts.	1-0			

By Starting Lineup	Overall	ACC	ACCT	NCAA
Battle, Howard, Chukwu, Brissett, Hughes	7-2	2-0		
Battle, Howard, Dolezaj, Brissett, Hughes	5-1	3-1		
Battle, Carey, Chukwu, Brissett, Hughes	0-2			
Battle, Boenheim, Chukwu, Brissett, Hughes	2-0			

Turnovers	Overall	ACC	ACCT	NCAA
SU 10-or-less turnovers	8-0	2-0		
SU 11-20 turnovers	6-5	3-1		
SU 21-or-more turnovers				
Opp. 10-or-less turnovers				
Opp. 11-20 turnovers	13-5	5-1		
Opp 21-or-more turnovers	1-0			

SU Players' Scoring	Overall	ACC	ACCT	NCAA
Five in double digits	1-0	1-0		
Four in double digits	4-2	2-0		
Three in double digits	8-1	2-1		
Two in double digits	1-1			
One in double digits	1-0			
Two with 20-or-more points	1-0			
One with 20-or-more points	10-2	4-0		
One with 30-or-more points	1-0	1-0		

By Month	Overall	ACC	ACCT	NCAA
November	4-2			
December	5-2			
January	5-1	5-1		
February				
March				

By Day	Overall	ACC	ACCT	NCAA
Monday	1-0	1-0		
Tuesday	2-1			
Wednesday	3-0	1-0		
Thursday	1-1	1-0		
Friday	0-1			
Saturday	7-2	2-1		
Sunday				

By Live Television	Overall	ACC	ACCT	NCAA
CBS				
ESPN	2-0	1-0		
ESPN2	1-4	0-1		
ESPNU	2-0			
RSN	2-1	1-0		
ACCN				
ACCN Extra	4-0			
Raycom	3-0	3-0		

By Conference	Overall
American Athletic (Connecticut)	0-1
ACC (at Notre Dame, Clemson, Georgia Tech, at Duke, Pittsburgh, Miami)	5-1
Atlantic 10 (St. Bonaventure)	1-0
Big East (Georgetown)	1-0
Big Sky (Eastern Washington)	1-0
Big Ten (Ohio State)	1-0
Colonial Athletic Association (Northeastern)	1-0
Conference USA (Old Dominion)	0-1
Ivy League (Cornell)	1-0
MAC (Buffalo)	0-1
Ohio Valley (Morehead State)	1-0
PAC 12 (Oregon)	0-1
Patriot League (Colgate)	1-0
Sun Belt (Arkansas State)	1-0

Games Decided By . . .	Overall	ACC	ACCT	NCAA
0-5 points	2-0	1-0		
6-10 points	4-2	2-0		
11-15 points	2-3	1-1		
16 or more points	6-0	1-0		

By Uniform	Overall	ACC	ACCT	NCAA
White	11-3	3-1		
Orange	3-2	2-0		

'CUSE BASKETBALL

Team Highs and Lows

Syracuse Highs

Points	84	Morehead State
Points – Overtime	95	at Duke
Points – First Half	48	at Duke
Points – Second Half	50	Georgetown
Points – Overtime	10	at Duke
Field Goals Made	29	St. Bonaventure
Field Goals Made – Overtime	35	at Duke
Field Goal Attempts	68	at Notre Dame
		Morehead State
Field Goal Attempts – Overtime	80	at Duke
Field Goal %	.580 (29-50)	St. Bonaventure
3-Point FG Made	14	Miami
3-Point FG Attempts	33	Georgia Tech
3-Point FG %	.467 (14-30)	Miami
Free Throws Made	27	Arkansas State
Free Throws Attempted	34	Old Dominion
Free Throw %	.895 (17-19)	at Ohio State
Offensive Rebounds	18	Colgate
Defensive Rebounds	37	Eastern Washington
Defensive Rebounds – Overtime	38	at Duke
Rebounds	54	Eastern Washington
Assists	22	Miami
Steals	17	St. Bonaventure
Blocked Shots	11	Miami
Turnovers	19	Georgia Tech
Fouls	28	at Ohio State

Opponent Highs

Points	83	vs. Connecticut
Points – Overtime	91	at Duke
Points – First Half	49	at Duke
Points – Second Half	46	Georgia Tech
Points – Overtime	6	at Duke
Field Goals Made	28	vs. Connecticut
		Morehead State
Field Goals Made – Overtime	31	at Duke
Field Goal Attempts	70	Morehead State
Field Goal Attempts – Overtime	80	at Duke
Field Goal %	.595 (25-42)	Georgia Tech
3-Point FG Made	12	Colgate
		vs. Connecticut
3-Point FG Attempts	40	Colgate
3-Point FG Attempts – Overtime	43	at Duke
3-Point FG %	.571 (12-21)	vs. Connecticut
Free Throws Made	26	at Ohio State
Free Throws Attempted	35	at Ohio State
Free Throw %	.920 (23-25)	vs. Oregon
Offensive Rebounds	18	Pittsburgh
		Buffalo
Defensive Rebounds	33	vs. Connecticut
Defensive Rebounds – Overtime	34	at Duke
Rebounds	48	Buffalo
Rebounds – Overtime	48	at Duke
Assists	22	vs. Connecticut
Steals	15	Georgia Tech
Blocked Shots	8	vs. Connecticut
Blocked Shots – Overtime	12	at Duke
Turnovers	25	St. Bonaventure
Fouls	25	Old Dominion

Syracuse Lows

Points	62	Old Dominion
Points – First Half	22	Georgetown
		vs. Oregon
Points – Second Half	23	Buffalo
Field Goals Made	16	Old Dominion
Field Goal Attempts	42	Cornell
Field Goal %	.316 (18-57)	Old Dominion
3-Point FG Made	3	Morehead State
		Eastern Washington
3-Point FG Attempts	16	Morehead State
3-Point FG %	.176 (3-17)	Eastern Washington
Free Throws Made	4	at Notre Dame
Free Throws Attempted	5	at Notre Dame
Free Throw %	.385 (5-13)	Buffalo
Offensive Rebounds	4	Miami
Defensive Rebounds	16	Georgia Tech
		vs. Oregon
Rebounds	26	Cornell
Assists	7	Buffalo
Steals	1	at Ohio State
Blocked Shots	1	vs. Oregon
Turnovers	6	Miami
Fouls	8	Miami

Opponent Lows

Points	34	Eastern Washington
Points – First Half	10	Eastern Washington
Points – Second Half	16	Arkansas State
Field Goals Made	13	Eastern Washington
Field Goal Attempts	43	Cornell
Field Goal %	.220 (13-50)	Eastern Washington
3-Point FG Made	3	St. Bonaventure
3-Point FG Attempts	19	St. Bonaventure
3-Point FG %	.158 (3-19)	St. Bonaventure
Free Throws Made	2	Eastern Washington
Free Throws Attempted	6	Miami
Free Throw %	.250 (2-8)	Eastern Washington
Offensive Rebounds	4	Cornell
Defensive Rebounds	21	Cornell
Rebounds	25	Cornell
Assists	8	Pittsburgh
		St. Bonaventure
Steals	4	Miami
		Pittsburgh
		Arkansas State
		Georgetown
		Northeastern
		Cornell
		Colgate
		Eastern Washington
Blocked Shots	0	Northeastern
Turnovers	11	at Notre Dame
		Northeastern
		at Ohio State
Fouls	8	Miami
		Northeastern

'CUSE BASKETBALL

Syracuse Individual Highs

Games Played:

19 – Battle, Brissett, Dolezaj, Hughes, Sidibe

Games Started:

19 – Battle, Brissett, Hughes

Points in a Half:

21 – Battle (2nd), Georgetown

Game Points:

26 – Battle (2), Cornell, Georgetown; Carey vs. Connecticut;

Game Points -- Overtime:

32 – Battle at Duke

Minutes Played:

40 – Battle (5), Pittsburgh, vs. Connecticut, at Ohio State, Old Dominion, Clemson; Brissett (1), Cornell; Hughes (1) at Ohio State

Minutes Played -- Overtime:

45 – Battle and Hughes, at Duke

Game FG Attempted:

19 – Brissett, Morehead State

Game FG Attempted -- Overtime:

28 – Battle at Duke

Game FG Made:

10 – Battle, Cornell

Game FG Made -- Overtime:

12 – Battle at Duke

Game FG Percentage (min. 8 made)

1.000 (8-8) - Battle, St. Bonaventure

Game FT Attempted:

15 – Battle, Old Dominion

Game FT Made:

11 – Battle, Old Dominion

Game FT Percentage (min. 4 made):

1.000 (4-4) -- Chukwu (2) vs. Connecticut, Arkansas State; Brissett at Notre Dame; Howard, Arkansas State

Game FT Percentage -- overtime (min. 5 made):

1.000 (7-7) -- Tyus Battle at Duke

Game 3 pt. FG Attempted:

13 – Hughes at Notre Dame

Game 3 pt. FG Made:

6 – Hughes (2) at Notre Dame, Miami

Game 3 pt. FG Percentage (min. 3 made)

1.000 (3-3) -- Battle, Colgate

Game Rebounds:

14 – Brissett, Northeastern

Game Rebounds -- Overtime:

18 – Chukwu at Duke

Game Assists:

9 – Battle, Miami

Game Steals:

6 – Battle, St. Bonaventure

Blocked Shots:

6 – Chukwu, Morehead State

Turnovers

6 – Carey vs. Connecticut; Hughes vs. Buffalo

Game Fouls:

5 – Dolezaj (3) vs. Connecticut, at Ohio State, at Notre Dame; Chukwu (2), Georgetown, at Notre Dame; Howard (2) at Ohio State, Georgetown; Brissett vs. Connecticut; Hughes vs. Oregon; Sidibe at Ohio State

Led SU in Scoring:

Battle (10¹ shared), Hughes (6² shared), Brissett (3), Carey (1)

Double-Figure Scoring Games:

Battle (17), Hughes (16), Brissett (14), Boeheim (4), Howard (4), Carey (2), Chukwu (2), Dolezaj (1), Sidibe (1)

20-29-point Games:

Battle (8), Hughes (4), Brissett (2), Carey (1)

30-39-point Games:

Battle (1)

Scored First:

Battle (8), Hughes (7), Brissett (2), Carey (1), Howard (1)

Led SU in Rebounding:

Brissett (9¹ shared), Chukwu (5), Dolezaj (2), Carey (1¹ shared), Battle (1), Hughes (1), Sidibe (1)

Double-Figure Rebounding Games:

Brissett (4), Chukwu (4), Hughes (1), Sidibe (1)

Double-Doubles:

Brissett (4), Chukwu (2), Hughes (1), Sidibe (1)

Led SU in Assists:

Howard (11⁴ shared), Brissett (4² shared), Battle (3), Dolezaj (3³ shared), Hughes (2² shared), Carey (2¹ shared), Boeheim (1)

Double-Figure Assist Games:**Largest Lead:**

37, (61-24), Eastern Washington

Largest Margin of Victory:

34, (81-47), St. Bonaventure

Largest Margin of Defeat:

15, (80-65) vs. Oregon

Deficit Overcome in a Win:

15, (37-22), Georgetown

Largest Lead in a Loss:

13, (33-20), Old Dominion

Largest Halftime Lead:

21, (46-25), St. Bonaventure

Largest Halftime Deficit:

13, (35-22), Georgetown

13, (35-22) vs. Oregon

'CUSE BASKETBALL

Game-by-Game Statistics

Opponent	Score	TOTAL		3-PTS		FT-FTA		REBOUNDS		PF	A	TO	Blk	Stl
		FG-FGA	Pct	3FG-FGA	Pct	Pct	Pct	Off-Def	Tot					
Syracuse	W, 66-34	24-62	.387	3-17	.176	15-28	.536	17-37	54	17	11	10	4	10
<i>Eastern Washington</i>		13-59	.220	6-35	.171	2-8	.250	14-29	43	23	11	9	2	4
Syracuse	W, 84-70	28-68	.412	3-16	.188	25-30	.833	17-34	51	18	11	14	8	6
<i>Morehead State</i>		28-70	.400	7-24	.292	7-12	.583	12-25	37	24	14	12	3	7
Syracuse	L, 76-83	26-66	.394	6-22	.273	18-25	.720	11-21	32	23	10	11	4	8
<i>vs. Connecticut</i>		28-57	.491	12-21	.571	15-23	.652	13-33	46	22	22	20	8	6
Syracuse	L, 65-80	18-51	.353	5-28	.179	24-31	.774	12-16	28	24	12	17	1	12
<i>vs. Oregon</i>		25-50	.500	7-20	.350	23-25	.920	11-24	35	20	17	18	6	9
Syracuse	W, 77-56	26-60	.433	7-20	.350	18-30	.600	18-28	46	14	13	9	3	13
<i>Colgate</i>		18-51	.353	12-40	.300	8-10	.800	6-24	30	20	14	6	1	4
Syracuse	W, 72-62	22-45	.489	11-24	.458	17-19	.895	5-24	29	28	13	13	3	1
<i>at Ohio State</i>		15-46	.326	6-22	.273	26-35	.743	11-20	31	17	12	11	1	5
Syracuse	W, 63-55	21-42	.500	8-21	.381	13-21	.619	5-21	26	11	9	10	4	7
<i>Cornell</i>		20-43	.667	9-24	.375	6-9	.667	4-21	25	18	17	14	2	4
Syracuse	W, 72-49	26-60	.433	9-31	.290	11-17	.647	15-28	43	15	20	7	5	8
<i>Northeastern</i>		17-50	.340	6-28	.214	9-12	.750	7-22	29	14	11	11	0	4
Syracuse	W, 72-71	25-58	.431	8-28	.286	14-22	.636	7-17	34	17	13	9	5	10
<i>Georgetown</i>		25-63	.397	10-31	.323	11-17	.647	14-31	45	15	17	15	3	4
Syracuse	L, 62-68	16-48	.333	8-22	.364	22-34	.647	10-23	33	17	13	13	4	8
<i>Old Dominion</i>		23-50	.460	9-26	.346	13-20	.650	10-28	38	25	14	18	2	7
Syracuse	L, 59-71	24-57	.421	6-22	.273	5-13	.385	10-25	35	19	7	16	5	6
<i>Buffalo</i>		23-62	.371	10-33	.303	15-20	.750	18-30	48	18	12	16	1	9
Syracuse	W, 82-52	24-51	.471	7-23	.304	27-33	.818	11-26	37	14	12	8	8	8
<i>Arkansas State</i>		18-52	.346	8-24	.333	8-15	.533	13-17	30	24	12	17	1	4
Syracuse	W, 81-47	29-50	.580	6-17	.353	17-22	.773	6-23	29	19	19	14	4	17
<i>St. Bonaventure</i>		16-45	.356	3-19	.158	12-22	.545	13-18	31	20	8	25	4	6
Syracuse	W, 72-62	28-68	.412	12-29	.414	4-5	.800	15-31	46	15	11	10	3	4
<i>at Notre Dame</i>		20-58	.345	11-33	.333	11-17	.647	10-26	36	12	16	11	7	3
Syracuse	W, 61-53	20-48	.417	6-26	.231	15-23	.652	7-28	35	16	12	15	7	5
<i>Clemson</i>		19-53	.358	5-20	.250	10-17	.588	11-25	36	22	14	17	2	7
Syracuse	L, 59-73	18-57	.316	7-33	.212	16-21	.762	16-16	32	19	13	19	4	10
<i>Georgia Tech</i>		25-42	.595	6-12	.500	17-27	.630	7-25	32	17	16	22	4	15
Syracuse	W, 95-91 OT	35-80	.438	11-25	.440	14-19	.737	13-38	51	20	13	15	5	3
<i>at Duke</i>		31-80	.388	9-43	.209	20-27	.741	14-34	48	20	21	12	12	8
Syracuse	W, 74-63	25-54	.463	12-26	.462	12-23	.522	9-28	37	14	17	14	10	8
<i>Pittsburgh</i>		22-65	.338	11-35	.314	8-14	.571	18-26	44	23	8	17	2	4
Syracuse	W, 73-53	26-53	.491	14-30	.467	7-8	.875	4-24	28	8	22	6	11	7
<i>Miami</i>		20-59	.339	8-29	.276	5-6	.833	15-24	39	8	11	13	1	4
Syracuse	<i>at Virginia Tech</i>													
Syracuse	<i>at Boston College</i>													
Syracuse	<i>at Pittsburgh</i>													
Syracuse	<i>Florida State</i>													
Syracuse	<i>Boston College</i>													
Syracuse	<i>at NC State</i>													
Syracuse	<i>Louisville</i>													
Syracuse	<i>Duke</i>													
Syracuse	<i>at North Carolina</i>													
Syracuse	<i>at Wake Forest</i>													
Syracuse	<i>Virginia</i>													
Syracuse	<i>at Clemson</i>													
SYRACUSE TOTALS		461-1,078	.428	149-460	.324	294-424	.693	208-498	706	328-11	251	230	98	151
OPPONENT TOTALS		406-1,056	.384	155-519	.299	227-336	.676	221-482	703	362-7	267	304	62	114

'CUSE BASKETBALL

The Last Time That

Syracuse Individual

Scored 40 or more points:	Andrew White III, Georgia Tech, 3/4/17
Scored 40 or more points (OT):	John Gillon, 43, at NC State, 2/1/17
Scored 30 or more points:	Tyus Battle 34, Wake Forest, 2/11/18
Scored 30 or more points (OT):	Tyus Battle, 37, at Florida State, 1/13/18
Made 15 FGs:	Lawrence Moten, 15 at Villanova, 2/14/95
Made 10 FGs:	Tyus Battle, 10, Cornell, 12/1/18
Made 10 FGs (OT):	Tyus Battle, 12 at Duke OT, 1/14/19
Made 9 3PT FGs:	Trevor Cooney, 9, Notre Dame, 1/30/12
Made 9 3PT FGs (OT):	John Gillon, 9, at NC State, 2/1/17
Made 8 3PT FGs:	Andrew White III, 8, Georgia Tech, 3/4/17
Made 7 3PT FGs	Andrew White III, 7, N. Florida, 12/3/16
Made 17+ FTs:	Hakim Warrick, 18 vs. Rhode Island, 11/30/03
Made 15+ FTs:	Oshae Brissett, 16, Buffalo, 12/19/17
Made 15+ FTs (OT):	Jonny Flynn, 16 vs. Conn. (BET), 3/12/09
Made 10+ FTs:	John Gillon, 13, Florida State, 1/28/15
Made 10+ FTs (OT):	Tyus Battle, 10 at Florida State, 1/13/18
Had 30+ rebounds:	Frank Reddout, 34 vs. Temple, 2/9/52
Had 25+ rebounds:	Dave Bing, 25 vs Cornell, 2/8/66
Had 20+ rebounds:	Tyler Roberson, 20 at Duke, 1/18/16
Had 15+ rebounds:	Bourama Sidibe, 16, at Pittsburgh, 1/27/18
Had 15+ rebounds (OT)	Paschal Chukwu, 18 at Duke (OT), 1/14/19
Had 12+ offensive rebounds:	Tyler Roberson, at Duke, 1/18/16
Had 10+ offensive rebounds:	Paschal Chukwu, at Virginia, 1/9/18
Had 15+ defensive rebounds:	Rick Jackson, Providence, 12/28/10
Had 10+ defensive rebounds:	Oshae Brissett, 10, Buffalo, 12/18/18
Had 15+ assists:	Michael Carter-Williams, 16, Monmouth, 12/8/12
Had 10+ assists:	Frank Howard, 10, Maryland, 11/27/17
Had 10+ assists (OT)	Kaleb Joseph, 12/20/14 at Villanova
Had 8+ blocks:	Paschal Chukwu, 8, Buffalo, 12/19/17
Had 5+ blocks:	Paschal Chukwu, 5, Miami, 1/19/19
Had 5+ blocks (OT):	Rakeem Christmas, 6, Duke, 2/1/14
Had 10 steals:	Todd Burgan vs. Colgate, 12/30/97
Had 8+ steals:	DeShaun Williams, 9 vs. B.C., 3/3/02
Had 6+ steals:	Tyus Battle, 6, St. Bonaventure, 12/29/18
Had 5+ steals:	Marek Dolezaj, 5, Georgia Tech, 1/12/19
Played 60+ minutes:	Jonny Flynn (67), Eric Devendorf, (61) vs. Connecticut (BET), 3/12/09
Played 50+ minutes:	Paul Harris (56), Andy Rautins (50) vs., Connecticut (BET), 3/12/09
Played 40+ minutes:	Tyus Battlendl Elijah Hughes (45) at Duke (OT), 1/14/19
Played 40 minutes (40-minute game)	Tyus Battle, Pittsburgh, 1/19/19
Three players had a double-double	Tyler Lydon (14-10 reb.), Tyler Roberson (13-12 reb.), Frank Howard (10-11 assists), S. Carolina St., 11/22/16
Three players had a double-double (pts-rebs):	Donte Greene (19-13), Arinze Onuaku (17-14), Kristof Ongenaet (10-11 at Seton Hall, 3/5/08
Two players had a double-double:	Elijah Hughes (22 pts.-10 rebs.), Oshae Brissett (18 pts.-11 rebounds), at Notre Dame, 1/5/19
Had a double-double (pts-rebs):	Elijah Hughes (22-10) and Oshae Brissett (18-11), at Notre Dame, 1/5/19
Had a double-double OT (pts-rebs):	Paschal Chukwu (10-11), at Florida State, 1/13/18
Had a double-double (pts-assists):	Frank Howard (15-10), Maryland, 11/27/17
Had a double-double OT (pts-assists):	Kaleb Joseph (10-10) at Villanova, 12/20/14
Had a double-double (pts-blocks):	Fab Melo, (12-10) vs. Seton Hall, 12/28/11
Had a triple-double:	Allen Griffin, (14-11-10) vs. Pittsburgh, 2/27/01
Three players disqualified:	at Ohio State, 11/28/18; Marek Dolezaj, Frank Howard, Bourama Sidibe

Syracuse Team

Won in overtime:	95-91 at Duke, 1/14/19
Lost in overtime:	60-57, St. Bonaventure, 12/22/17
Played two overtimes:	90-101, at Florida State, 1/13/18
Played three overtimes:	87-85, Connecticut, 2/18/84
Played six overtimes:	127-117, vs. Connecticut (BET), 3/12/09
Scored 100 points:	105, Eastern Michigan, 12/19/16
Scored 100 points (overtime):	100, at NC State, 2/1/17
Scored 90 points:	95 at Duke OT, 1/14/19
Scored less than 40 points:	39 at Georgetown, 3/9/13
Scored 53+ in a half:	53, at Florida State (2nd), 1/13/18
Scored less than 20 in a half:	18, at Clemson, 1/17/15
Gave up 100 points:	102, at Villanova, 2/7/09
Gave up 100 points (overtime):	101, at Florida State, 1/13/18 (OT)
Gave up 90 points (regulation):	96 at Boston College, 1/1/17
Gave up 90 points (overtime):	91 at Duke (OT), 1/14/19
Gave up less than 50 points:	45, Pittsburgh, 1/16/18
Gave up less than 40 points:	34, E. Washington, 11/6/18
Gave up more than 45 in a half:	49 at Duke (OT), 1/14/19
Gave up less than 20 in a half:	16, Arkansas State, 12/22/18
Shot over 60% FG:	.620 (31-50), Florida State, 2/11/16
Shot under 32% FG:	.316 (18-57), Georgia Tech, 1/12/19
Held opponent under 30% FG:	.220 (13-59) vs. E. Washington, 11/6/18
Made 45+ FG:	47 vs. E. Tennessee State, 12/15/07
Made 15+ 3PT:	15, Georgia Tech, 3/4/17
Made 15+ 3PT (overtime)	15, at NC State, 2/1/17
Made 12+ 3PT:	12, at Notre Dame, 1/5/19
Did not make a 3PT:	Holy Cross, 11/28/14
Attempted 50 FT:	51 vs. Connecticut (BET), 3/12/09
Attempted 40 FT:	41 vs. California (NCAA), 3/23/13
Attempted less than 6 FT	5 at Notre Dame, 1/5/19
Made 40 FT:	40 vs. Connecticut (BET), 3/12/09
Made 35 FT:	40 vs. Connecticut (BET), 3/12/09
Made less than 5 FT:	4 at Notre Dame, 1/5/19
Had 60+ rebounds:	63, Monmouth, 12/8/12
Had 50+ rebounds:	50, Toledo, 11/22/17
Committed 25 fouls:	28 at Ohio State, 11/28/18
Had 30+ assists:	34, Eastern Michigan, 12/19/16
Committed less than 10 turnovers:	6, Miami, 1/24/19
Committed 25+ turnovers:	26 vs. E. Tennessee State, 12/15/07
Forced 30-or-more turnovers:	32, Albany, 11/9/09
Had 20+ steals:	21, Albany, 11/9/09
Had 15+ blocked shots:	15, Oakland, 11/20/17
Four players had 20 points:	vs. Connecticut (BET), 3/12/09: Jonny Flynn (34), Paul Harris (29), Eric Devendorf (22), Andy Rautins (20)
Three players had 20 points:	vs. Connecticut (BET), 3/12/09: Jonny Flynn (34), Paul Harris (29), Eric Devendorf (22), Andy Rautins (20)
Two players had 20 points:	Morehead State, 11/10/18: Tyus Battle (23), Elijah Hughes (21)
Two players had 20 points (OT):	at Georgetown, 12/16/17: Tyus Battle (29), Oshae Brissett (25)
Eight players had 10+ points	E. Michigan, 12/19/16; Tyus Battle (18), John Gillon (14), Andrew White (14), DaJuan Coleman (12), Tyler Lydon (12), Tyler Roberson (11), Frank Howard (10), Taurean Thompson (10)
Seven players had 10+ points	Monmouth, 12/8/12: Brandon Triche (18), M. Carter-Williams (15), Trevor Cooney (15), C.J. Fair (14), James Southerland (14), Rakeem Christmas (11), DaJuan Coleman (11)
Six players had 10+ points	S. Carolina State, 11/22/16: Andrew White III (15), John Gillon (14), Tyler Lydon (14), Tyler Roberson (13), Taurean Thompson (12), Frank Howard (10)
Three players had 10+ rebounds:	Monmouth, 12/8/12: DaJuan Coleman (14), C.J. Fair (10), Baye Moussa Keita (10)
Two players had 10+ rebounds:	North Carolina, 2/21/18; Paschal Chukwu (11), Oshae Brissett (10)
Two players had 10+ reb. (OT):	at Georgetown, 12/16/17; Oshae Brissett (14), Matthew Moyer (11)

'CUSE BASKETBALL

GAME 1

#16/14 Syracuse 66
E. Wash. 34



Nov. 6 | Syracuse, N.Y. | Carrier Dome

GAME 2

#16/14 Syracuse 84
Morehead St. 70



Nov. 10 | Syracuse, N.Y. | Carrier Dome

GAME 3

UConn 83
#15/14 Syracuse 76



Nov. 15 | New York, N.Y. | Madison Square Garden

A game-high 20 points from Oshae Brissett led the Syracuse (1-0) to a 66-38 season opening victory against Eastern Washington (0-1) Tuesday night.

"We want to keep moving on defense, we want to keep our hands up. I'm happy the guys we had in were able to contribute on the defensive end and help us out and break that record. I'm happy to be a part of that."

- Oshae Brissett

Brissett also led both teams with eight rebounds and three steals. Eight different Syracuse players scored baskets. Elijah Hughes notched a career-high seven rebounds and three steals.

A 10:29 scoring drought for Eastern Washington in the first half was all Syracuse needed to secure a massive 23-8 lead. With the contest knotted 5-5, Hughes and Paschal Chukwu gave the Orange back-to-back baskets and the go-ahead, 9-5, lead. After the Eagles narrowed the deficit to three, the Orange's offense answered, exploding for 12 straight points, including five from both Marek Dolezaj and Brissett.

The Orange held Eastern Washington to a Carrier Dome record-low 34 points and the lowest field goal percentage for a SU opponent since Nov. 25, 2015.

Visitor: Eastern Washington (0-1)

PLAYER	FG-FGA	3G-3GA	FT-FTA	R	PF	TP	A	TO	B	S	MP
Aiken f	2-7	1-6	0-0	1	5	5	1	3	0	0	15
Hunt f	1-5	1-2	0-1	7	4	3	0	2	2	0	15
Gibson g	0-2	0-2	0-0	0	0	0	0	2	0	0	8
Perry g	1-5	1-4	0-0	5	1	3	1	1	0	0	26
Vulikic g	1-6	0-1	2-6	6	4	4	4	6	0	1	31
Kidd	3-8	3-5	0-0	2	1	9	1	1	0	1	16
Fadal	2-11	0-6	0-0	5	1	4	2	1	0	0	24
Groves	2-3	0-0	0-1	4	3	4	1	1	0	0	22
Jackson	1-4	0-2	0-0	1	2	0	0	0	0	0	15
Benzel	0-8	0-7	0-0	1	2	0	1	1	0	2	23
Davison	0-0	0-0	0-0	0	0	0	0	0	0	0	3
Veening	0-0	0-0	0-0	0	0	0	0	0	0	0	2
Meadows	0-0	0-0	0-0	0	0	0	0	1	0	0	0
TEAM				11							
TOTALS	13-59	6-35	2-8	43	23	34	11	19	2	4	200

Total FG% 1st Half: 4-23 17.39% 2nd Half: 9-36 25.00% Game: 22.0%
3-Pt. FG% 1st Half: 1-11 9.09% 2nd Half: 5-24 20.83% Game: 17.1%
F Throw% 1st Half: 1-5 20.00% 2nd Half: 1-3 33.33% Game: 25.0%

Home: Syracuse (1-0)

PLAYER	FG-FGA	3G-3GA	FT-FTA	R	PF	TP	A	TO	B	S	MP
Brissett f	8-14	1-4	3-5	8	0	20	2	0	0	3	29
Hughes f	2-8	0-3	3-3	7	4	7	1	0	0	3	25
Chukwu c	2-2	0-0	2-6	6	3	6	0	0	1	0	17
Battle g	3-10	0-1	2-2	3	3	8	1	1	0	1	29
Boeheim g	1-11	0-5	1-1	4	2	3	3	1	0	1	27
Sidibe	3-5	0-0	2-5	2	3	8	1	1	2	0	14
Carey	2-6	1-1	2-6	6	0	7	1	2	0	1	18
Dolezaj	3-3	1-1	0-0	3	2	7	0	0	1	1	18
Braswell	0-1	0-0	0-0	4	0	0	2	3	0	0	11
Washington	0-0	0-0	0-0	3	0	0	0	0	0	0	7
Autry	0-2	0-1	0-0	0	0	0	0	0	0	0	2
Balandi	0-0	0-0	0-0	0	0	0	0	1	0	0	1
Paul	0-0	0-0	0-0	0	0	0	0	0	0	0	1
Feldman	0-0	0-0	0-0	0	0	0	0	0	0	0	1
TEAM				8				1			
TOTALS	24-62	3-17	15-28	54	17	66	11	10	4	10	200

Total FG% 1st Half: 11-30 36.67% 2nd Half: 13-32 40.63% Game: 38.7%
3-Pt. FG% 1st Half: 2-9 22.22% 2nd Half: 1-8 12.5% Game: 17.6%
F Throw% 1st Half: 4-7 57.14% 2nd Half: 11-21 52.38% Game: 53.6%

Officials: Brian Dorsey, Leslie Jones, Tim Comer
Technical fouls: Eastern Washington - none, Syracuse - none
Attendance: 19,912

Score by Periods	1st	2nd	Total
Eastern Washington	10	24	34
Syracuse	28	38	66

A pair of 20-point performances from Tyus Battle and Elijah Hughes led No. 16/14 Syracuse (2-0) past Morehead State (1-2), 84-70, Saturday night at the Carrier Dome. The contest was the Orange's second of the 2K Empire Classic.

"They were a tough team, they had scrappy athletic guards who get after it on defense. We just have to be better taking care of the ball in the first half and shoot the ball better, but I'm not worried about it. We're going to get better."

- Elijah Hughes

Battle finished the night with a team-high 23 points followed by Hughes' career-high of 21. The duo both shot 7-of-15 (46.7 percent) from the field. Hughes notched a personal-best eight rebounds while matching his career-best mark of six free throws.

Oshae Brissett (17 points, 12 rebounds) and Paschal Chukwu(14-10) each recorded double-doubles for Syracuse. Brissett's 17 points came with a game-high 12 rebounds.

Morehead State shaved Syracuse's six-point, half-time margin to three on three different occasions in the first four minutes of the second half. With the Orange clinging to a 43-40 advantage, Syracuse went on a 12-0 run. The dominant stretch was keyed by seven points from Hughes. Syracuse maintained its lead for the remainder of the contest.

Syracuse's rebound advantage, 51-37, was critical to the Orange win. Syracuse also accumulated eight blocked shots, including six from Chukwu.

Visitor: Morehead State (1-2)

PLAYER	FG-FGA	3G-3GA	FT-FTA	R	PF	TP	A	TO	B	S	MP
Green f	6-12	0-0	0-0	4	4	12	1	2	0	1	32
Harris f	7-13	0-1	0-0	9	3	14	2	3	0	0	24
Cooper g	0-8	0-6	2-2	5	4	2	3	1	0	2	30
Hicks g	2-8	0-3	4-8	2	2	8	7	3	1	2	35
Walker g	9-18	6-10	0-0	3	3	24	1	2	0	1	36
Wilson	2-3	1-1	0-0	4	3	5	0	0	2	1	13
Riddle	1-3	0-2	1-2	0	1	3	0	0	0	0	11
Sukhanov	1-2	0-0	0-0	2	0	2	0	0	0	0	3
Baker	0-0	0-0	0-0	4	0	0	0	0	0	0	9
Henson	0-2	0-1	0-0	0	0	0	0	1	0	0	7
Feagin	0-1	0-0	0-0	0	0	0	0	0	0	0	0
TEAM				8							
TOTALS	28-70	7-24	7-12	37	24	70	14	12	3	7	200

Total FG% 1st Half: 12-36 33.33% 2nd Half: 16-34 47.06% Game: 40.0%
3-Pt. FG% 1st Half: 2-11 18.18% 2nd Half: 5-13 38.46% Game: 29.2%
F Throw% 1st Half: 4-8 50.00% 2nd Half: 3-4 75.00% Game: 58.3%

Home: Syracuse (2-0)

PLAYER	FG-FGA	3G-3GA	FT-FTA	R	PF	TP	A	TO	B	S	MP
Brissett f	6-19	1-4	4-5	12	2	17	2	3	0	2	36
Hughes f	7-15	1-6	6-7	8	2	21	2	1	0	1	35
Chukwu c	4-5	0-0	6-8	10	4	14	0	2	6	1	28
Battle g	7-15	0-1	9-10	3	2	23	3	1	0	0	39
Boeheim g	1-7	1-5	0-0	3	1	3	2	1	0	0	25
Sidibe	2-4	0-0	0-0	8	3	4	0	0	1	0	9
Dolezaj	1-1	0-0	0-0	1	3	2	0	2	0	2	13
Carey	0-2	0-0	0-0	0	1	0	2	4	1	0	15
TEAM				6							
TOTALS	28-68	3-16	25-30	51	18	84	11	14	8	6	200

Total FG% 1st Half: 15-33 45.45% 2nd Half: 13-35 40.63% Game: 37.14%
3-Pt. FG% 1st Half: 2-7 28.57% 2nd Half: 1-9 12.5% Game: 11.11%
F Throw% 1st Half: 4-5 80.00% 2nd Half: 21-25 52.38% Game: 84.00%

Officials: Brian Dorsey, Leslie Jones, Tim Comer
Technical fouls: Morehead State - none, Syracuse - none
Attendance: 21,012

Score by Periods	1st	2nd	Total
Morehead State	30	40	70
Syracuse	36	48	84

Freshman guard and Harlem native Jalen Carey scored a career-best 26 points but it wasn't enough as the Syracuse men's basketball team fell to Connecticut (3-0) in the 2K Empire Classic at Madison Square Garden.

"I don't think anyone likes losing. They're a good team but we didn't play well tonight. We've been in those situations so many times I wasn't worried but they executed - they hit some deep threes and it just happened"

- Tyus Battle

Carey went off in the second half, picking up 17 points on a 7-of-8 shooting performance, and grabbing six of his seven rebounds. The contest marked Carey's first collegiate start. Tyus Battle and Elijah Hughes joined Carey in double-digits with 16 and 15, respectively.

With under two minutes to go in the second half, UConn held a 10-point, 76-66, lead over the Orange. Syracuse cut the deficit in half, 76-71, in a matter of 20 seconds on a pair of baskets from Battle and Carey. The Huskies ended the game on seven free throws and forced two late three-point misses from the Orange.

Syracuse shaved a 13-point UConn lead to single digits, 62-54, on an 8-3 run that Battle capped off with a fast break layup in the paint. The Orange pulled within five points or less on four different occasions in the final five minutes of the game.

UConn shot 28-of-57 (49.1 percent) including a 12-of-21 (57.1 percent) performance from beyond the arc. The Orange were 26-of-66 (39.4) with six three-pointers.

Visitor: Syracuse (2-1)

PLAYER	FG-FGA	3G-3GA	FT-FTA	R	PF	TP	A	TO	B	S	MP
Brissett f	3-15	1-4	2-2	5	2	9	0	1	0	1	36
Hughes f	5-14	3-8	2-3	3	5	15	1	1	0	2	32
Chukwu c	1-3	0-0	4-4	3	2	6	0	1	3	1	17
Battle g	7-17	1-5	1-2	3	3	16	4	1	0	1	40
Carey g	9-14	1-4	7-8	7	2	26	0	6	0	3	38
Dolezaj	1-1	0-0	0-2	1	5	2	3	0	1	0	19
Sidibe	0-1	0-0	1-2	5	4	1	1	0	0	0	12
Boeheim	0-1	0-1	1-2	0	1	1	1	0	0	0	6
TEAM				6				1			
TOTALS	26-66	6-22	18-25	32	24	76	10	11	4	8	200

Total FG% 1st Half: 9-30 30.00% 2nd Half: 17-36 47.22% Game: 39.4%
3-Pt. FG% 1st Half: 1-9 11.11% 2nd Half: 5-13 38.46% Game: 27.3%
F Throw% 1st Half: 13-18 72.22% 2nd Half: 5-7 71.43% Game: 72.0%

Home: UConn (3-0)


PLAYER	FG-FGA	3G-3GA	FT-FTA	R	PF	TP	A	TO	B	S	MP
Carlton f	0-2	0-0	1-2	2	2	1	0	0	0	2	7
Polley f	3-7	2-4	1-3	4	2	9	1	1	3	0	32
Adams g	5-12	2-6	4-5	8	3	16	4	3	1	1	38
Gilbert g	5-10	4-5	2-2	6	3	16	8	3	0	2	28
Vital g	4-6	3-3	0-0	1	3	11	2	2	0	2	16
Smith	5-8	0-1	4-5	1	1	14	6	1	1	0	30
Cobb	6-10	1-1	0-2	13	2	13	1	3	0	0	29
Adams	0-1	0-1	2-2	0	2	2	0	2	0	0	6
Yakwe	0-1	0-0	1-2	4	4	1	0	4	0	0	11
Whaley	0-0	0-0	0-0	1	0	0	0	0	0	1	3
TEAM				6				1			
TOTALS	28-57	12-21	15-23	46	22	83	22	20	8	6	200

Total FG% 1st Half: 13-27 48.15% 2nd Half: 15-30 50.00% Game: 49.1%
3-Pt. FG% 1st Half: 4-8 50.00% 2nd Half: 8-13 61.54% Game: 57.1%
F Throw% 1st Half: 8-11 72.73% 2nd Half: 7-12 58.33% Game: 65.2%

Officials: Brian Dorsey, Leslie Jones, Tim Comer
Technical fouls: Syracuse - none, UConn - none
Attendance: 14,417

Score by Periods	1st	2nd	Total
Syracuse	32	44	76
UConn	38	45	83

'CUSE BASKETBALL

GAME 7			
Syracuse	63		
Cornell	55		
Dec. 1 Syracuse, N.Y. Carrier Dome			

Syracuse, spurred by Tyus Battle and Oshae Brissett's hot hands, overcame a five-point, first-half deficit and a 26-point scoring effort from Cornell's Matt Morgan, grinding out a 63-55 win against the Big Red (4-4).

"We can be really dangerous. First off we have to get better on the defensive end and once we do that we know we can score the ball. We know anyone can get going on any given night. It starts on the defense."

- Tyus Battle

Battle poured in a season-high 26 points, knocking down four-three pointers in the process. Brissett, meanwhile, finished the night with 19 points on a 5-of-8 shooting performance. Eleven of his 19 points came in the final eight minutes of the first half, when he ignited a 19-5 Syracuse scoring run.

Trailing Cornell by five more than midway through first half, Syracuse used the 19-5 run to enter the intermission with a nine-point lead. The Orange shot 6-of-8 from the field, including 2-of-2 from three-point territory, and were perfect from the charity stripe over those final eight minutes to spark the point swing.

Syracuse closed the game on an 11-5 run following Battle's make, shooting 4-of-4 from the field as a team during the hot streak to seal a 63-55 victory.

The Orange earned its 39th straight victory against its Central New York Rivals, in the 124th all-time meeting.

Visitor: Cornell (4-4)

PLAYER	FG-FGA	3G-3GA	FT-FTA	R	PF	TP	A	TO	B	S	MP
Julian f	1-4	0-2	1-2	5	2	3	6	1	0	2	29
Warren f	4-5	0-0	0-1	3	3	8	2	1	1	0	30
McBride g	1-3	1-2	0-0	0	1	3	1	0	0	0	18
Morgan g	9-14	6-10	2-2	0	3	26	1	2	0	1	40
Whiteside g	0-1	0-1	0-0	1	3	0	0	0	0	0	7
Boeheim f	3-9	1-3	2-2	6	0	9	4	0	1	0	27
Gordon f	1-4	1-4	1-2	2	1	4	1	3	0	1	28
Kuhn f	1-3	0-2	0-0	2	4	2	1	0	0	0	18
Davis f	0-0	0-0	0-0	0	1	1	0	0	0	0	3
Knapp f	0-0	0-0	0-0	0	0	0	0	0	0	0	0+
McCarthy f	0-0	0-0	0-0	1	0	0	0	0	0	0	0+
Noll f	0-0	0-0	0-0	0	0	0	0	0	0	0	0
TEAM	0-0	0-0	0-0	5	0	0	0	0	0	0	0
TOTALS	20-43	9-24	6-9	25	18	55	17	14	2	4	200

Total FG%	1st Half: 10-21	47.62%	2nd Half: 10-22	45.45%	Game: 46.5%
3-Pt. FG%	1st Half: 4-9	44.44%	2nd Half: 5-15	33.33%	Game: 37.5%
F Throw%	1st Half: 0-0	N/A	2nd Half: 6-9	66.67%	Game: 66.7%


Home: Syracuse (5-2)

PLAYER	FG-FGA	3G-3GA	FT-FTA	R	PF	TP	A	TO	B	S	MP
Brissett f	5-8	2-3	7-11	8	1	19	3	2	1	1	40
Hughes f	1-3	0-2	2-2	2	2	4	0	2	1	0	24
Chukwu c	1-1	0-0	1-2	5	2	3	0	2	2	1	20
Battle g	10-17	4-6	2-3	5	2	26	0	1	0	0	36
Howard g	1-7	1-7	0-0	1	0	3	4	1	0	1	32
Boeheim f	1-2	1-2	0-0	0	0	3	0	0	0	0	5
Dolezaj f	1-2	0-1	0-1	1	2	1	1	0	0	0	24
Carey f	1-2	0-0	0-0	0	2	0	2	0	0	0	7
Sidibe f	0-0	0-0	1-2	2	3	1	1	0	0	2	12
TEAM	0-0	0-0	0-0	2	0	0	0	0	0	0	0
TOTALS	21-42	8-21	13-21	26	11	63	9	10	4	7	200

Total FG%	1st Half: 10-20	50.00%	2nd Half: 11-22	50.00%	Game: 50.0%
3-Pt. FG%	1st Half: 3-8	37.50%	2nd Half: 5-13	38.46%	Game: 38.1%
F Throw%	1st Half: 10-13	76.92%	2nd Half: 3-8	37.50%	Game: 61.9%

Officials: Roger Ayers, Scott Arbogast, Tony Henderson
 Technical fouls: Cornell - none, Syracuse - none
 Attendance: 21,547

Score by Periods	1st	2nd	Total
Cornell	24	31	55
Syracuse	33	30	63

GAME 8			
Syracuse	72		
Northeastern	49		
Dec. 4 Syracuse, N.Y. Carrier Dome			

A pair of season-highs from Oshae Brissett Tuesday evening against Northeastern (4-5) helped Syracuse (6-2) secure its fourth-straight victory, 72-49. Brissett led all players with 21 points and 14 rebounds for his second double-double of the season.

"They were passive and left the middle wide open. I felt like we made the right adjustments tonight. We weren't settling, we drove to the basket, so I felt it was a good all-around win."

- Oshae Brissett

Joining Brissett in double-digits were Elijah Hughes and Buddy Boeheim. Hughes picked up 17 points and Boeheim tallied a career-high 11 points.

Despite Syracuse opening the game 10-2, Northeastern fired off three-straight 3-pointers, including a four-point play, to take its first and only lead of the night, 12-10.

Brissett and Hughes quickly put the Orange back on top with back-to-back baskets, taking the lead for good, 15-12. Northeastern continued to nip at Syracuse's heels picking up a pair of free throws but two three-pointers from Hughes and Brissett lifted the Orange to a seven-point, 21-14, lead.

Syracuse shot above 40 percent for the fourth consecutive game, going 26-of-60 (43.3 percent) tonight. The Orange recorded a season-high 20 assists on 26 field goals.

Visitor: Northeastern (4-5)

PLAYER	FG-FGA	3G-3GA	FT-FTA	R	PF	TP	A	TO	B	S	MP
Green f	2-4	0-0	0-0	3	1	4	0	2	0	1	22
Greshman f	3-8	3-7	1-2	3	2	10	3	1	0	2	37
Murphy c	7-10	0-0	3-5	8	2	17	1	0	0	0	30
Brace g	1-6	1-5	0-0	4	2	3	1	1	0	0	24
Roland g	3-13	2-11	1-1	2	1	9	4	1	0	1	32
Strong f	0-5	0-4	2-2	2	2	2	0	1	0	0	21
Miller f	1-2	0-0	0-0	3	3	2	0	2	0	0	11
Franklin f	0-0	0-0	2-2	1	0	2	1	0	0	0	8
Walters f	0-2	0-1	0-0	1	1	0	1	3	0	0	14
TEAM	0-0	0-0	0-0	2	0	0	0	0	0	0	0
TOTALS	17-50	6-28	9-12	29	14	49	11	11	0	4	200

Total FG%	1st Half: 8-22	36.36%	2nd Half: 9-28	32.14%	Game: 34.0%
3-Pt. FG%	1st Half: 4-12	33.33%	2nd Half: 2-16	12.50%	Game: 21.4%
F Throw%	1st Half: 3-3	100.0%	2nd Half: 6-9	66.67%	Game: 75.0%


Home: Syracuse (6-2)

PLAYER	FG-FGA	3G-3GA	FT-FTA	R	PF	TP	A	TO	B	S	MP
Brissett f	7-15	2-7	5-6	14	2	21	2	0	1	1	33
Hughes f	6-11	3-8	2-2	4	1	17	3	2	1	1	29
Chukwu c	3-3	0-0	2-4	7	4	8	0	0	2	1	22
Battle g	1-7	0-4	0-0	2	2	2	3	0	0	0	27
Howard g	1-5	0-3	0-0	0	1	2	6	2	0	4	22
Boeheim f	4-10	3-7	0-0	1	0	11	1	0	0	1	18
Braswell f	1-1	1-1	2-2	2	0	5	0	0	0	0	5
Carey f	2-5	0-0	0-3	5	2	4	3	1	1	1	17
Dolezaj f	1-1	0-0	0-0	5	3	2	2	2	0	0	18
Sidibe f	0-1	0-0	0-0	1	0	0	0	0	0	0	5
Autry f	0-1	0-1	0-0	0	0	0	0	0	0	0	1
Balandi f	0-0	0-0	0-0	0	0	0	0	0	0	0	1
Paul f	0-0	0-0	0-0	0	0	0	0	0	0	0	1
Feldman f	0-0	0-0	0-0	0	0	0	0	0	0	0	1
TEAM	0-0	0-0	0-0	2	0	0	0	0	0	0	0
TOTALS	26-60	9-31	11-17	43	15	72	20	7	5	8	200

Total FG%	1st Half: 13-30	43.33%	2nd Half: 13-30	43.33%	Game: 43.3%
3-Pt. FG%	1st Half: 5-15	33.33%	2nd Half: 4-16	25.00%	Game: 29.0%
F Throw%	1st Half: 4-6	66.67%	2nd Half: 7-11	63.64%	Game: 64.7%

Officials: Ted Valentine, Bill Covington, A.J. Desair
 Technical fouls: Northeastern - none, Syracuse - none
 Attendance: 20,416

Score by Periods	1st	2nd	Total
Northeastern	23	26	49
Syracuse	35	37	72

GAME 9			
Syracuse	72		
Georgetown	71		
Dec. 8 Syracuse, N.Y. Carrier Dome			

A jumper by Tyus Battle with three seconds left on was enough to push Syracuse (7-2) past Georgetown (7-1), 72-71, Saturday evening at the Carrier Dome. Battle finished with 26 points, with 21 of them coming in the second half, to lead the Orange past its long-time rival in front of the season's largest crowd of 24,082.

"It's great getting these tests early on. Stuff like this is good for us, we need to face adversity and it was good to fight through it in the second half."

- Oshae Brissett

Elijah Hughes reached double-digits for the seventh time this season. He contributed 15 points, 11 of which came in the second half, and six rebounds. Oshae Brissett just missed his second-straight double-double with 12 points and nine rebounds.

With 10.6 seconds left and Georgetown ahead, 71-70, sophomore center Marek Dolezaj drew a charge on a driving Jagan Mosely, to give Syracuse possession. Brissett in-bounded the ball to Hughes, who quickly passed it out to Battle. Battle drove it down the court and raised up for the game-winning jumper. A last-second chance from Jahvon Blair from just across halfcourt bounced off the rim.

Syracuse's 60 percent field goal in the second half was a season-high while the 50 points in a half where the most for the Orange since Jan. 13, 2017. Syracuse had 53 on that date against Florida State.

Visitor: Georgetown (7-2)

PLAYER	FG-FGA	3G-3GA	FT-FTA	R	PF	TP	A	TO	B	S	MP
Mourning f	1-2	0-1	0-2	1	3	2	0	0	0	0	10
Govan c	9-18	2-3	2-2	12	1	22	4	1	1	1	39
Akinjo g	2-7	0-3	0-0	4	2	4	3	5	0	0	27
McClung g	6-16	3-11	3-5	1	1	18	2	1	0	1	25
Pickett g	1-2	1-2	0-0	3	3	3	2	3	0	0	15
Malinowski f	3-3	3-3	2-2	4	0	11	1	0	0	1	14
LeBlanc f	2-7	0-0	4-6	12	3	8	0	0	2	0	29
Blair f	1-8	1-8	0-0	1	3	1	1	1	0	0	16
Mosely f	0-0	0-0	0-0	3	1	0	4	4	0	1	24
Carter f	0-0	0-0	0-0	0	0	0	0	0	0	0	1
Johnson f	0-0	0-0	0-0	0	0	0	0	0	0	0	0+
TEAM	0-0	0-0	0-0	5	0	0	0	0	0	0	0
TOTALS	25-63	10-31	11-17	45	15	71	17	15	3	4	200

Total FG%	1st Half: 13-24	38.24%	2nd Half: 12-29	41.38%	Game: 39.7%
3-Pt. FG%	1st Half: 4-16	25.00%	2nd Half: 6-15	40.00%	Game: 32.3%
F Throw%	1st Half: 5-7	71.43%	2nd Half: 6-10	60.00%	Game: 64.7%

Home: Syracuse (7-2)

PLAYER	FG-FGA	3G-3GA	FT-FTA	R	PF	TP	A	TO	B	S	MP
Brissett f	4-10	1-3	3-7	9	1	12	2	0			

'CUSE BASKETBALL

GAME 10

Old Dominion 68
#25/RV Syracuse 62 

Dec. 15 | Syracuse, N.Y. | Carrier Dome

Tyus Battle's 23 points were not enough for Syracuse (7-3) and the Orange fell to Old Dominion (8-3), 68-62, Saturday afternoon at the Carrier Dome.

"It is not really something you can teach. You cannot teach toughness. They were physical today and we are going to face physical teams, so we just have to adapt."

- Elijah Hughes

The result halted Syracuse's winning streak at five and extended the Monarch's run to six straight triumphs.

Battle had a game-high 23 points, including 11 from the free-throw line.

Elijah Hughes joined Battle in double-digits with 15, and the duo combined for 38 of Syracuse's 62 points. Oshae Brissett and Frank Howard just missed double-digits with nine points each. Brissett and Marek Dolezaj led the Orange with six rebounds each while Howard dished out a game-high six assists.

Syracuse held a 53-51 lead before the Monarchs produced an 8-1 run, grabbing their largest lead of the game, 59-54. Brissett cut the lead to two with his second three-pointer of the afternoon, 59-57, but Old Dominion connected on a layup and a pair of free throws to move ahead, 63-57. Battle kept the Orange fighting with a three-pointer on a pass from Howard, but Old Dominion responded by taking a five-point, 65-60, lead that Syracuse was not be able to erase.

Visitor: Old Dominion (8-3)

PLAYER	FG-FGA	3G-3GA	FT-FTA	R	PF	TP	A	TO	B	S	MP
Green f	6-9	3-4	0-0	2	2	15	2	1	0	1	30
Carver f	3-6	0-0	0-0	5	2	6	1	3	1	0	24
Robinsonc	2-2	0-0	1-3	4	4	5	1	1	0	0	11
Stith g	4-10	0-4	10-11	10	4	18	2	6	0	1	38
Caver g	3-9	2-8	1-4	7	3	9	4	1	0	3	35
Godwin	4-9	3-8	0-0	1	1	11	0	2	0	0	17
Wade	1-2	1-2	0-0	1	3	3	2	1	1	0	11
Kithcart	0-0	0-0	0-0	0	0	0	0	0	0	0	5
Ezikpe	0-0	0-0	0-0	1	3	0	1	1	0	1	12
Dickens	0-3	0-0	1-2	2	3	1	1	0	0	1	17
TEAM	0-0	0-0	0-0	5	0	0	0	2	0	0	0
TOTALS	23-50	9-26	13-20	38	25	68	14	18	2	7	200

Total FG% 1st Half: 8-23 34.8% 2nd Half: 15-27 55.6% Game: 46.0%
3-Pt. FG% 1st Half: 5-14 35.7% 2nd Half: 4-12 33.3% Game: 34.6%
F Throw% 1st Half: 2-7 28.6% 2nd Half: 11-13 84.6% Game: 65.0%

Home: Syracuse (7-3)

PLAYER	FG-FGA	3G-3GA	FT-FTA	R	PF	TP	A	TO	B	S	MP
Brissett f	3-11	2-6	1-3	6	3	9	0	3	2	1	28
Hughes f	4-9	2-4	5-6	4	3	15	3	2	0	2	35
Chukwu c	0-1	0-0	0-0	4	3	0	0	0	1	1	19
Howard g	2-7	2-5	3-5	1	2	9	6	3	0	1	32
Battle g	5-14	2-6	11-15	3	4	23	1	2	1	0	40
Carey	1-2	0-0	2-3	0	0	4	1	1	0	1	9
Dolezaj	1-2	0-0	0-0	6	1	2	2	0	0	1	21
Sidibe	0-0	0-0	0-2	3	1	0	0	1	1	0	13
Boehheim	0-2	0-1	0-0	0	0	0	0	0	0	0	3
TEAM	0-0	0-0	0-0	6	0	0	0	1	0	0	0
TOTALS	16-48	8-22	22-34	33	17	62	13	13	4	8	200

Total FG% 1st Half: 9-23 39.1% 2nd Half: 7-25 28.0% Game: 33.3%
3-Pt. FG% 1st Half: 4-10 40.0% 2nd Half: 4-12 33.3% Game: 36.4%
F Throw% 1st Half: 11-16 68.8% 2nd Half: 11-18 61.1% Game: 64.7%

Officials: Roger Ayers, Lamar Simpson, Clarence Armstrong
Technical fouls: Old Dominion - none, Syracuse - none
Attendance: 17,585

Score by Periods	1st	2nd	Total
Old Dominion	23	45	68
Syracuse	33	29	62

GAME 11

#14/15 Buffalo 71
Syracuse 59 

Dec. 18 | Syracuse, N.Y. | Carrier Dome

Despite four players scoring in double-digits, Syracuse (7-4) fell to #14/15 Buffalo (11-0), 72-63, Tuesday evening at the Carrier Dome.

"We just have to listen to coach. He knows what to do and we just have to work harder than we have. No more time to waste. The season is in our hands now."

- Oshae Brissett

Elijah Hughes had a team-high 16 points followed by a season-best 13 from Frank Howard. The Orange got 11 from Tyus Battle. Oshae Brissett racked up 12 rebounds and 10 points for his third double-double of the season.

Buffalo also had four players in double digits scoring. CJ Massinburg had a game-high 25 points and eight rebounds, Jeremy Harris added 18 points and Davonta Jordan contributed 10 points. Nick Perkins contributed 10 points and 12 rebounds off the bench.

Syracuse led for the first 30 minutes of play and had as much as a nine-point advantage. With the Orange ahead, 48-47, Buffalo's Harris gave his club its first lead with a 3-pointer. Syracuse's Jalen Carey answered in the lane but the Bulls responded with a 3-pointer from Massinburg, to move ahead, 53-50.

Battle drained a 3-pointer for the Orange to knot the contest at 53-53 but the Bulls took over from there, going on a 14-4 run. Massinburg had eight points in the successful stretch and Buffalo never trailed again.

Syracuse shot 16-of-28 (57.1 percent) in the first half, its highest first half field goal percentage of the season.

Visitor: Buffalo (11-0)

PLAYER	FG-FGA	3G-3GA	FT-FTA	R	PF	TP	A	TO	B	S	MP
McRae f	1-2	1-2	0-0	6	1	3	0	1	0	1	23
Harris g	6-17	2-12	4-4	6	3	18	1	3	0	3	34
Massinburg g	8-16	4-8	5-7	8	1	25	5	2	0	1	39
Jordan g	4-8	2-3	0-1	4	2	10	4	2	0	1	35
Graves g	0-4	0-3	2-2	3	1	2	0	3	1	1	19
Caruthers	1-3	0-0	1-2	0	5	3	0	3	0	1	14
Segu	0-1	0-1	0-0	1	1	0	1	1	0	1	4
Williams	0-1	0-1	0-0	0	0	0	0	0	0	0	1
Perkins	3-10	1-3	3-4	12	4	10	1	0	0	0	31
TEAM	0-0	0-0	0-0	8	0	0	0	0	0	0	0
TOTALS	23-62	10-33	15-20	48	18	71	12	16	1	9	200

Total FG% 1st Half: 11-31 35.48% 2nd Half: 12-31 38.71% Game: 37.1%
3-Pt. FG% 1st Half: 4-18 22.22% 2nd Half: 6-15 40.00% Game: 40.0%
F Throw% 1st Half: 6-7 85.71% 2nd Half: 9-13 69.23% Game: 75.0%

Home: Syracuse (7-4)

PLAYER	FG-FGA	3G-3GA	FT-FTA	R	PF	TP	A	TO	B	S	MP
Brissett f	5-12	0-3	0-3	12	2	10	4	1	0	1	38
Hughes f	6-15	2-9	2-4	4	4	16	0	6	1	2	36
Chukwu c	1-2	0-0	0-1	3	3	2	0	1	1	1	19
Howard g	5-13	3-5	0-0	4	3	13	1	3	0	1	32
Battle g	4-10	1-4	2-2	1	1	11	3	1	0	0	38
Carey	2-3	0-1	0-0	2	0	4	1	1	0	1	10
Dolezaj	0-0	0-0	0-2	0	2	0	0	0	0	0	9
Sidibe	1-2	0-0	1-1	2	4	3	0	0	2	0	18
TEAM	0-0	0-0	0-0	6	0	0	0	0	0	0	0
TOTALS	24-57	6-22	5-13	35	19	59	7	16	5	6	200

Total FG% 1st Half: 16-28 57.14% 2nd Half: 8-29 27.59% Game: 42.1%
3-Pt. FG% 1st Half: 2-6 33.33% 2nd Half: 4-16 25.00% Game: 27.3%
F Throw% 1st Half: 2-6 33.33% 2nd Half: 3-7 42.86% Game: 38.5%

Officials: Mike Stephens, Brian O'Connell, Earl Watson
Technical fouls: Buffalo - none, Syracuse - none
Attendance: 18,620

Score by Periods	1st	2nd	Total
Buffalo	32	39	71
Syracuse	36	23	59

GAME 12

Syracuse 82
Arkansas St. 52 

Dec. 22 | Syracuse, N.Y. | Carrier Dome

A strong second-half showing gave Syracuse (8-4) an 82-52 victory over Arkansas State (5-7) Saturday afternoon at the Carrier Dome.

"We played better defense today, ran in transition, got easier buckets and were able to get to the free throw line. This is a good start with one more non-conference game left and then beginning ACC play."

- Tyus Battle

Tyus Battle and Elijah Hughes led the charge with 17 points each followed by 15 points from Oshae Brissett.

Paschal Chukwu led the Orange with a season-high 13 rebounds while Brissett narrowly missed his fourth double-double of the season wrangling in nine of his own.

The Orange, who have been plagued this season with troubles in the second half, put it together, shooting 15-of-28 (53.6 percent) in the fter the intermission, including 10-of-11 from the charity stripe.

Syracuse trailed by as many as 11 in the first half. Leading 42-39 with 18:02 left in the contest, the Orange produced a 24-5 run. Brissett scored 12 in the stretch.

Arkansas State was led by Ty Cockfield's 17 points which tied a game-high.

Visitor: Arkansas State (5-7)


PLAYER	FG-FGA	3G-3GA	FT-FTA	R	PF	TP	A	TO	B	S	MP
Willis f	0-3	0-1	0-0	0	2	0	1	1	0	0	11
Gillard f	4-10	2-8	0-0	5	2	10	0	0	0	0	26
Cockfield g	5-14	4-10	3-4	3	1	17	5	3	0	2	38
Boudie g	0-3	0-0	0-0	4	2	0	1	0	1	0	1
Walley g	0-2	0-0	0-2	3	4	0	1	0	1	1	15
Wilson	1-4	1-3	0-0	0	0	3	0	1	0	0	11
Brevard	2-3	0-0	0-2	2	3	4	0	0	0	1	20
Matthews	3-4	0-0	3-4	4	5	9	0	2	0	0	18
Kus	1-2	0-1	2-3	4	3	4	2	4	0	0	20
Scoggins	1-2	0-0	0-0	0	2	0	0	0	0	0	8
Eaton	1-4	1-1	0-0	0	2	3	4	0	0	0	16
Fritz	0-1	0-0	0-0	0	0	0	0	0	0	0	1
TEAM	0-0	0-0	0-0	5	0	0	0	0	0	0	0
TOTALS	18-52	8-24	8-15	30	24	52	12	17	1	4	200

Total FG% 1st Half: 13-27 48.1% 2nd Half: 5-25 20.0% Game: 34.6%
3-Pt. FG% 1st Half: 4-12 33.3% 2nd Half: 4-12 33.3% Game: 33.3%
F Throw% 1st Half: 6-10 60.0% 2nd Half: 2-5 40.0% Game: 53.3%

Home: Syracuse (8-4)

PLAYER	FG-FGA	3G-3GA	FT-FTA	R	PF	TP	A	TO	B	S	MP
Brissett f	5-10	1-3	4-5	9	2	15	2	1	1	2	33
Dolezaj f	1-1	0-0	1-2	2	1	3	2	0	1	1	16
Hughes f	6-12	3-7	2-3	6	1	17	3	1	2	0	32
Howard g	1-6	0-4	4-4	1	3	6	3	0	1	0	27
Battle g	5-12	1-5	6-7	2	1	7	0	2	1	2	36
Autry	0-0	0-0	0-0	0	0	0	1	0	0	0	2
Balandi	0-0	0-0	0-0	1	0	0	0	0	0	0	1
Paul	0-0	0-0	0-0	0	0	0	0	0	0	0	1
Chukwu	0-2	0-0	4-4	13	1	4	0	0	2	1	23
Braswell	2-2	0-0	2-2	0	6	0	0	1	1	5	
Sidibe	1-1	0-0	1-1	0	3	3	0	0	0	0	5
Boehheim	2-4	1-3	3-5	1	2	8	1	1	0	0	18
Feldman	1-1	1-1	0-0	1	0	3	0	0	0	0	1
TEAM	0-0	0-0	0-0								

'CUSE BASKETBALL

GAME 13			
Syracuse	81		
St. Bonaventure	48		
Dec. 29 Syracuse, N.Y. Carrier Dome			

A near flawless performance from Tyus Battle in front of 21,968 fans led Syracuse (9-4) to an 81-48 victory over St. Bonaventure (4-9) Saturday afternoon at the Carrier Dome.

"We feel great heading into ACC play. I want to emphasize to the new guys that no game is going to be easy now. It doesn't matter who we play, what their schedule is. Any team can beat you."
- Oshae Brissett

The Orange's 33-point victory was its largest margin of victory since Dec. 19, 2016, when the Orange defeated Eastern Michigan by 48 points, 105-57.

Battle was perfect from the floor, going 8-of-8, and finished with a game-high 21 points. He also snatched a career-bests six steals.

Syracuse did not waste any time, opening the game with a 17-2 run that featured 7-of-8 shooting from the field and 10 points from Battle. The Orange forced six turnovers from the Bonnies in the first five minutes.

The Orange tacked on a 17-4 run during a seven-minute, first-half stretch, to build a commanding lead.

Syracuse shot a season-high .580 from the field (29-of-50). The Orange posted a campaign-best 17 steals.

Visitor: St. Bonaventure (4-9)

PLAYER	FG-FGA	3G-3GA	FT-FTA	R	PF	TP	A	TO	B	S	MP
Griffin f	1-2	0-0	3-5	3	1	5	2	3	1	0	16
Stockard f	1-5	0-2	0-0	1	4	2	0	7	0	0	15
Ikpeze c	0-1	0-0	1-2	0	2	1	0	1	0	0	9
Lofton g	5-10	0-2	2-5	3	2	12	3	4	0	2	39
Poyser g	3-13	2-10	3-6	3	4	11	0	2	0	0	35
Okoli	1-2	0-1	0-0	2	2	2	0	1	0	1	8
Kaputo	1-4	1-4	0-0	2	2	3	2	2	0	3	22
Ngalakulondi	0-0	0-0	0-0	0	0	0	0	0	0	0	3
Moreaux	2-5	0-0	3-4	3	1	7	0	3	0	0	20
Lee	0-0	0-0	0-0	0	0	0	0	0	0	0	1
Osunniyi	2-3	0-0	0-0	7	2	4	1	1	3	0	31
Galatio	0-0	0-0	0-0	0	0	0	0	0	0	0	1
TEAM	0-0	0-0	0-0	7	0	0	0	1	0	0	0
TOTALS	16-45	3-19	12-22	31	20	47	8	25	4	6	200

Total FG%	1st Half: 38.1%	2nd Half: 33.3%	Game: 35.6%
3-Pt. FG%	1st Half: 27.3%	2nd Half: 0.00%	Game: 15.8%
F Throw%	1st Half: 54.5%	2nd Half: 54.5%	Game: 54.5%


Home: Syracuse (9-4)

PLAYER	FG-FGA	3G-3GA	FT-FTA	R	PF	TP	A	TO	B	S	MP
Brissett f	2-5	1-2	1-2	5	4	6	1	1	1	0	24
Hughes f	6-10	3-7	1-1	2	3	16	1	2	1	0	25
Dolezaj c	3-4	1-1	2-2	5	3	9	3	1	0	1	25
Battle g	8-8	0-0	5-6	2	0	21	2	0	0	6	33
Howard g	1-3	0-1	2-2	0	1	4	4	0	1	2	20
Autry	0-0	0-0	0-0	0	0	0	0	0	0	0	1
Balandi	0-0	0-0	0-0	0	0	0	0	0	1	0	1
Carey	1-5	0-2	2-2	1	1	4	3	2	0	3	19
Paul	0-0	0-0	0-0	0	0	0	0	0	0	0	1
Chukwu	1-1	0-0	0-1	6	2	2	1	1	0	3	15
Braswell	2-3	0-0	0-1	3	1	4	1	3	0	1	8
Sidibe	1-3	0-0	1-2	2	3	3	1	1	0	0	10
Boeheim	4-8	1-4	3-3	1	1	12	2	2	0	1	17
Feldman	0-0	0-0	0-0	1	0	0	0	0	0	0	1
TEAM	0-0	0-0	0-0	1	0	0	0	1	0	0	0
TOTALS	29-50	6-17	17-22	29	19	81	19	14	4	17	200

Total FG%	1st Half: 57.7%	2nd Half: 58.3%	Game: 58.0%
3-Pt. FG%	1st Half: 30.0%	2nd Half: 42.9%	Game: 35.3%
F Throw%	1st Half: 86.7%	2nd Half: 57.1%	Game: 77.3%

Officials: Ted Valentine, Raymie Styons, Clarence Armstrong
 Technical fouls: St. Bonaventure - none, Syracuse - none
 Attendance: 21,968

Score by Periods	1st	2nd	Total
St. Bonaventure	25	22	47
Syracuse	46	35	81

GAME 14			
Syracuse	72		
Notre Dame	62		
Jan. 5 South Bend, Ind. Sir Kendal G.L. Isaacs			

A season-high 12 three-pointers, including six from Elijah Hughes, led Syracuse (10-4, 1-0 ACC) past Notre Dame (10-5, 0-2 ACC), 72-62, on Saturday.

"I think we've been playing better. We've been practicing better but I thought Notre Dame really shot the ball well early. We just made a few key defensive plays in the second half that was really the difference in the game."
- Jim Boeheim

Hughes contributed a career-high 22 points and 10 rebounds and Oshae Brissett added a double-double with 19 points and 11 boards. Hughes scored 15 points or more for the seventh straight contest. Tyus Battle gave the Orange a third player in double digits with 17 points.

With Syracuse clinging to a 60-58 advantage with 6:17 remaining, the Orange went on a 10-1 run. A 3-pointer from Hughes was followed by two free throws by Brissett and a step-back jumper from Battle the upped the lead to 67-58. After the Irish got a free throw from Nate Laszewski, Frank Howard canned a 3-pointer to put the Orange ahead, 70-59, with 57 seconds left.

The Orange tallied the first nine points of the second half with a 3-pointer from Hughes mixed in with baskets from Howard, Brissett and Paschal Chukwu, Syracuse led 46-38 and would not trail again.

Hughes' six three-pointers were the most for an individual since Battle's performance on Dec. 16, 2017 against Georgetown, when he recorded six in an overtime victory.

Visitor: Syracuse (10-4, 1-0 ACC)

PLAYER	FG-FGA	3G-3GA	FT-FTA	R	PF	TP	A	TO	B	S	MP
Brissett f	6-14	3-7	4-4	11	1	19	2	2	1	1	36
Hughes f	8-16	6-13	0-0	10	0	22	0	1	0	0	37
Dolezaj c	0-2	0-0	0-0	6	5	0	2	1	1	1	18
Battle g	8-17	1-2	0-0	5	1	17	2	1	0	1	39
Howard g	3-9	2-5	0-0	2	0	8	4	2	0	0	29
Carey	2-4	0-1	0-0	0	0	4	1	0	0	1	11
Chukwu	1-2	0-0	0-0	3	5	2	0	2	0	0	11
Sidibe	0-3	0-0	0-1	6	3	0	0	0	1	0	15
Boeheim	0-1	0-1	0-0	0	0	0	0	0	0	0	4
TEAM	0-0	0-0	0-0	3	0	0	0	1	0	0	0
TOTALS	28-68	12-29	4-5	46	15	72	11	10	3	4	200

Total FG%	1st Half: 13-24	44.1%	2nd Half: 13-34	38.2%	Game: 41.2%
3-Pt. FG%	1st Half: 7-14	50.0%	2nd Half: 5-15	33.3%	Game: 41.4%
F Throw%	1st Half: 0-0	0.0%	2nd Half: 4-5	80.0%	Game: 80.0%


Home: Notre Dame (10-5, 0-2 ACC)

PLAYER	FG-FGA	3G-3GA	FT-FTA	R	PF	TP	A	TO	B	S	MP
Durham f	2-3	0-0	2-2	6	2	6	1	1	3	0	24
Mooney f	5-11	0-0	4-6	14	1	14	2	1	1	2	34
Hubb g	0-4	0-4	0-0	2	3	0	4	2	1	1	28
Harvey g	3-1	2-7	3-4	2	2	11	1	4	0	0	26
Gibbs g	6-15	6-13	0-0	2	2	18	5	1	0	0	40
Djogo	0-0	0-0	0-0	1	0	0	0	0	0	0	4
Laszewski	3-8	2-5	1-3	6	2	9	1	0	2	0	20
Goodwin	1-6	1-4	1-2	2	0	4	2	1	0	0	24
TEAM	0-0	0-0	0-0	1	0	0	0	1	0	0	0
TOTALS	20-58	11-33	11-17	36	12	62	16	11	7	3	200

Total FG%	1st Half: 13-29	44.8%	2nd Half: 7-29	24.1%	Game: 34.5%
3-Pt. FG%	1st Half: 7-17	41.2%	2nd Half: 4-16	25.0%	Game: 33.3%
F Throw%	1st Half: 5-8	62.5%	2nd Half: 6-9	66.7%	Game: 64.0%

Officials: Ted Valentine, Bill Covington, A.J. Desair
 Technical fouls: Syracuse - none, Notre Dame - none
 Attendance: 8,245

Score by Periods	1st	2nd	Total
Syracuse	37	35	72
Notre Dame	38	24	62

GAME 15			
Syracuse	61		
Clemson	53		
Jan. 9 Syracuse, N.Y. Carrier Dome			

A balanced scoring attack, featuring four players in double-digits, helped lead Syracuse (11-4, 2-0 ACC) to its fourth-consecutive win Wednesday evening against Clemson (10-5, 0-2 ACC) in the Carrier Dome.

"We want games like this. You want to have that, everybody across the board getting up and down the floor, making plays. We're just trying to make that happen."
- Frank Howard

Elijah Hughes' team-high 14 points led an Orange offense that saw four players reach double-digit scoring. Both Tyus Battle and Frank Howard contributed 12 while Marek Dolezaj tallied 10 for his first double-digit game of the season. Oshae Brissett fell just shy with nine points. Hughes led the Orange on the boards for the second-straight game, wrangling in seven rebounds.

Clemson's Marquise Reed recorded a game-high 16 points before fouling out of the game late in the second half.

Syracuse fired off a 19-5 run, including 10 unanswered points, early in the first half to take a substantial 21-10 lead. The stretch was highlighted by an 8-of-12 shooting performance from the floor that included 3-of-6 from beyond the arc.

Dolezaj kick-started the scoring streak, tying the game 5-5 on the Orange's first three-pointer of the night. Hughes and Howard both got in on the three-point scoring action while Bourama Sidibe battled down low to contribute two points. Brissett found his way around a Tiger defender becoming the fifth Orange player to score in the nine-minute run.

Visitor: Clemson (10-5, 0-2 ACC)

PLAYER	FG-FGA	3G-3GA	FT-FTA	R	PF	TP	A	TO	B	S	MP
Thomas f	4-6	0-0	5-10	7	5	13	0	3	1	0	26
Skara f	1-8	0-4	1-2	4	3	3	2	2	0	1	33
Simms f	4-6	1-1	0-0	3	5	9	1	3	0	0	23
Reed g	5-13	2-5	4-5	6	5	16	3	5	0	3	37
Mitchell g	2-11	1-5	0-0	5	0	5	3	1	0	2	33
Trapp	3-6	1-3	0-0	3	3	7	3	1	1	0	24
Tyson	0-2	0-2	0-0	0	0	0	0	0	0	0	9
Newman III	0-0	0-0	0-0	2	0	0	0	0	0	0	4
White	0-0	0-0	0-0	1	1	0	1	1	0	1	5
Jemison	0-1	0-0	0-0	1	0	0	0	0	0	0	6
TEAM	0-0	0-0	0-0	4	0	0	0	0	0	0	0
TOTALS	19-53	5-20	10-17	36	22	53	14	17	2	7	200

Total FG%	1st Half: 8-25	32.0%	2nd Half: 11-28	39.3%	Game: 35.8%
3-Pt. FG%	1st Half: 3-8	25.0%	2nd Half: 3-12	25.0%	Game: 25.0%
F Throw%	1st Half: 4-7	57.1%	2nd Half: 6-10	60.0%	Game: 58.8%

Home: Syracuse (11-4, 2-0)

PLAYER	FG-FGA	3G-3GA	FT-FTA	R	PF	TP	A	TO	B	S	MP
Brissett f	4-10	0-4	1-3	6	3	9	0	5	1	1	34
Hughes f	4-10	3-8	3-4	7	1	14	0	4	0	0	35
Dolezaj c	3-5	2-4	2-2	4	3	10	4	0	2	2	30
Battle g	4-13	0-6	4-4	3	3	12	3	2			

'CUSE BASKETBALL

GAME 16	
Georgia Tech	73
Syracuse	59
Jan. 12 Syracuse, N.Y. Carrier Dome	

Despite three Syracuse (11-5, 2-1 ACC) players reaching double-digit scoring, Georgia Tech (10-6, 2-1 ACC) handed the Orange their first ACC loss of the season, 73-59, Saturday evening at the Carrier Dome.

"Any loss is frustrating. You can feel it in the locker room. This is a locker room full of competitors down the line -- down to the walk-ons, down to our assistant coaches. We literally hate losing."
- Frank Howard

Oshae Brissett led the Orange with 15 points followed by 12 from Elijah Hughes and 11 from Tyus Battle. Marek Dolezaj contributed six rebounds, three assists and five steals.

With a one-point advantage at the break, Georgia Tech wasted no time after the intermission, outscoring the Orange 24-7 for an expansive 51-33 lead. The Yellow Jackets began the period on a 10-of-13 shooting run that included a 4-of-5 result from three-point range. Jose Alvarado led the charge with 10 points in the run after kicking off the half with a mid-range jump shot. James Banks III followed with a dunk before Alvarado kept the assault going with a pair of three-pointers.

After falling behind, 51-35, Syracuse produced eight unanswered points, led by back-to-back three-pointers from Buddy Boeheim. The Yellow Jackets countered with a free throw and layup, to move ahead, 54-41. Hughes' found an answer with a field goal, keeping the game within reach, 59-47, but the Orange were unable to get a stop defensively to close the gap any further.

The Yellow Jackets stopped Syracuse's four-game winning streak.

Visitor: Georgia Tech (10-6, 2-1 ACC)

PLAYER	FG-FGA	3G-3GA	FT-FTA	R	PF	TP	A	TO	B	S	MP
Devoe f	1-6	0-3	3-8	4	2	5	2	5	0	4	35
Haywood f	6-10	3-6	0-0	4	3	15	7	5	1	2	38
Banks III c	6-10	0-0	4-6	7	4	16	1	2	3	3	37
Alvarado g	5-6	3-3	6-7	3	2	19	2	4	0	3	38
Gueye g	5-7	0-0	0-0	2	2	10	1	3	0	1	23
Cole	2-2	0-0	4-6	2	8	2	2	2	0	1	20
Alston	0-1	0-0	0-0	0	0	0	0	0	0	0	2
Moore	0-0	0-0	0-0	0	2	0	1	0	0	1	7
TEAM	0-0	0-0	0-0	4	0	0	0	1	0	0	0
TOTALS	25-42	6-12	17-27	32	17	73	16	22	4	15	200

Total FG%	1st Half: 10-20	50.0%	2nd Half: 15-22	68.2%	Game: 59.5%
3-Pt. FG%	1st Half: 1-5	20.0%	2nd Half: 5-7	71.4%	Game: 50.0%
F Throw%	1st Half: 6-8	75.0%	2nd Half: 11-19	57.9%	Game: 63.0%

Home: Syracuse (11-5, 2-1 ACC)

PLAYER	FG-FGA	3G-3GA	FT-FTA	R	PF	TP	A	TO	B	S	MP
Brissett f	4-10	0-4	7-8	4	3	15	3	3	0	0	38
Hughes f	4-12	1-8	3-4	3	3	12	1	0	0	1	25
Dolezaj c	1-2	0-1	2-2	6	4	4	3	2	0	5	28
Battle g	3-12	1-4	4-5	2	4	11	1	3	1	1	34
Howard g	3-8	2-6	0-0	2	1	8	3	3	0	2	24
Carey	0-2	0-0	0-0	0	0	0	0	4	0	0	12
Chukwu	0-0	0-0	0-0	5	3	0	1	2	3	1	15
Sidibe	0-0	0-0	0-2	1	0	0	0	0	0	0	3
Boeheim	3-11	3-8	0-0	2	1	9	1	0	0	0	21
TEAM	0-0	0-0	0-0	7	0	0	0	0	0	0	0
TOTALS	18-57	7-33	16-21	32	19	59	13	19	4	10	200

Total FG%	1st Half: 8-25	32.0%	2nd Half: 10-32	31.3%	Game: 31.6%
3-Pt. FG%	1st Half: 5-19	26.3%	2nd Half: 2-14	14.3%	Game: 21.2%
F Throw%	1st Half: 5-9	55.6%	2nd Half: 11-12	91.7%	Game: 76.2%

Officials: Roger Ayers, Earl Walton, Brent Hampton
Technical fouls: Georgia Tech - none, Syracuse - none
Attendance: 9,257

Score by Periods	1st	2nd	Total
Georgia Tech	27	46	73
Syracuse	26	33	59

GAME 17	
Syracuse	95
#1/2 Duke	91
Jan. 14 Durham, N.C. Cameron Indoor Stadium	

Five Syracuse players scored double-digits Monday night as Syracuse (12-5, 3-1 ACC) stunned No. 1 Duke (14-2, 3-1 ACC) in a 95-91 overtime victory.

"Obviously, you get discouraged when you lose a game like that at home and then you come back Monday and play here and you get that kind of start (down 12-0). I'm very proud of how they were able to bounce back in this game."
- Jim Boeheim

The victory was the first for the Orange versus a No. 1 foe since Jan. 19, 2013 when SU won at Louisville 70-68.

Tyus Battle was dominant with a team-best and season-high 32 points. Elijah Hughes contributed 18 of his 20 points in the first 20 minutes, including a halftime buzzer-beating, three-quarter court - pointer.

Frank Howard and Paschal Chukwu came up big for the Orange with 16 and 10 points, respectively. Chukwu posted a career-high 18 rebounds, the most by an individual in the ACC this season. Oshae Brissett rounded out the double-digit scorers with 14 points and eight rebounds.

Syracuse started slowly and fell behind 12-0. The Orange snapped out of the funk with a 14-4 run, keyed by nine points from Battle. Syracuse took its first lead, 35-33, on two free throws from Battle with 5:12 left in the opening period. Duke owned a 49-48 margin at the break.

The Blue Devils owned the lead for most of the second half until Chukwu's layin put the Orange up 81-80 with 3:05 left. With the game tied at 85-85, Battle had an open look to win it but the shot fell off the rim.

Chukwu's basket with 44 ticks left in overtime clinched it.

Visitor: Syracuse (12-5, 3-1 ACC)

PLAYER	FG-FGA	3G-3GA	FT-FTA	R	PF	TP	A	TO	B	S	MP
Brissett f	5-16	3-5	1-2	8	3	14	0	3	1	0	43
Hughes f	7-15	4-9	2-2	5	2	20	2	0	1	0	45
Dolezaj c	0-1	0-0	0-0	0	3	0	1	0	0	0	12
Battle g	12-28	1-5	7-7	4	2	32	4	3	0	1	45
Howard g	7-13	2-5	0-0	6	3	16	5	3	0	2	32
Carey	0-1	0-0	0-0	1	0	0	1	3	0	0	7
Chukwu	3-5	0-0	4-8	18	4	10	0	2	3	0	32
Sidibe	0-0	0-0	0-0	1	3	0	0	0	0	0	3
Boeheim	1-1	1-1	0-0	1	0	3	0	0	0	0	6
TEAM	0-0	0-0	0-0	7	0	0	0	1	0	0	0
TOTALS	35-80	11-25	14-19	51	20	95	13	15	5	3	225

Total FG%	1st Half: 15-31	48.4%	2nd Half: 16-41	39.0%	Game: 43.8%
3-Pt. FG%	1st Half: 7-10	70.0%	2nd Half: 4-13	30.8%	Game: 44.0%
F Throw%	1st Half: 11-14	78.6%	2nd Half: 1-2	50.0%	Game: 73.7%

Home: Duke (14-2, 3-1 ACC)

PLAYER	FG-FGA	3G-3GA	FT-FTA	R	PF	TP	A	TO	B	S	MP
Williamson f	12-20	1-5	10-14	10	2	35	1	2	4	1	44
Barrett f	8-30	4-17	3-3	16	2	23	9	1	1	0	45
DeLaurier f	1-1	0-0	1-2	2	4	3	0	1	2	0	11
White f	0-10	0-10	0-0	6	5	0	5	0	0	0	42
Jones g	1-2	0-1	0-0	0	0	2	2	1	0	4	6
Goldwire	0-2	0-2	0-0	0	2	0	1	0	0	1	8
O'Connell	5-9	4-8	2-2	3	0	16	3	3	0	2	34
Bolden	4-6	0-0	4-6	11	4	12	0	3	5	0	34
Robinson	0-0	0-0	0-0	0	1	0	0	0	0	0	1
TEAM	0-0	0-0	0-0	0	0	0	0	0	0	0	0
TOTALS	31-80	9-43	20-27	48	20	91	21	12	12	8	225

Total FG%	1st Half: 16-32	50.0%	2nd Half: 13-40	32.5%	Game: 38.8%
3-Pt. FG%	1st Half: 2-14	14.3%	2nd Half: 5-21	23.8%	Game: 20.9%
F Throw%	1st Half: 15-19	78.9%	2nd Half: 5-8	62.5%	Game: 74.1%

Officials: Ron Groover, Jeffrey Anderson, Mike Eades
Technical fouls: Duke - none, Syracuse - none
Attendance: 9,314

Score by Periods	1st	2nd	OT	Total
Syracuse	48	37	10	95
Duke	49	36	6	91

GAME 18	
Syracuse	74
Pittsburgh	63
Jan. 19 Syracuse, N.Y. Carrier Dome	

In front of the largest on-campus crowd in the NCAA this season, Syracuse (13-5, 4-1 ACC) tied a season-high with 12 three-pointers on its way to a 74-63 victory against Pittsburgh (12-6, 2-3 ACC).

"We played better defense today, ran in transition, got easier buckets and were able to get to the free throw line. This is a good start with one more non-conference game left and then beginning ACC play."
- Tyus Battle

Tyus Battle went 9-of-17 on the day for a game-high 21 points. Freshman Buddy Boeheim posted a career-high 13 points., which included a 4-of-5 effort on 3-point attempts. Oshae Brissett and Frank Howard rounded out the four players in double-digits with 11 and 10 points, respectively.

Paschal Chukwu snatched 11 rebounds, his second consecutive double-digit effort.

After holding just a three-point, 28-25, lead after the first half, Syracuse quickly opened a gap with a 22-4 run to begin the second half.

The 3-point barrage that began in the first half continued as Hughes and Howard sunk back-to-back 3-pointers to open Syracuse's scoring. Battle followed with consecutive baskets and then found Chukwu for a dunk to push the Orange ahead, 40-27. 'Cuse added two more 3-pointers from Battle that extending the lead to 19, 50-31. During the seven-minute run, the Orange were 7-of-8 from the field while holding Pitt to 1-of-8.

The margin reached 20 before the contest was settled.

Visitor: Pittsburgh (12-6, 3-3 ACC)

PLAYER	FG-FGA	3G-3GA	FT-FTA	R	PF	TP	A	TO	B	S	MP
Brown c	1-4	1-1	1-2	6	4	4	0	1	0	0	27
Johnson g	6-11	3-5	2-4	7	4	17	3	6	0	1	40
McGowens g	2-13	2-9	1-2	3	4	7	1	4	0	0	31
Ellison g	1-6	0-1	0-0	5	4	2	1	2	2	0	28
Toney g	3-10	0-2	1-2	9	3	7	0	1	0	2	28
Wilson-Frame	7-15	5-13	0-0	8	3	19	1	0	0	0	26
N'Dir	2-6	0-4	3-4	1	1	7	2	1	0	1	13
Davis	0-0	0-0	0-0	0	0	0	0	0	0	0	5
Chukwuka	0-0	0-0	0-0	0	0	0	0	1	0	0	2
TEAM	0-0	0-0	0-0	5	0	0	0	1	0	0	0
TOTALS	22-65	11-35	8-14	44	23	63	8	17	2	0	200

Total FG%	1st Half: 9-26	34.6%	2nd Half: 13-39	33.3%	Game: 33.8%
3-Pt. FG%	1st Half: 5-14	35.7%	2nd Half: 6-21	28.6%	Game: 31.4%
F Throw%	1st Half: 2-4	50.0%	2nd Half: 6-10	60.0%	Game: 57.1%

Home: Syracuse (13-5, 4-1 ACC)

PLAYER	FG-FGA	3G-3GA	FT-FTA	R	PF	TP	A	TO	B	S	MP
Brissett f	4-11	1-3	2-3	5	1	11	4	3	3	0	28
Hughes f	3-7	2-5	0-0	1	0	8	1	2	0	1	25
Chukwu c	2-2	0-0	2-6	11	1	6	0	4	3	0	26
Battle g	9-17	3-7	1-4	3	4	22	2	4	2	1	40
Howard g	2-9	2-6	4-4	2	4	10	5	0	0	2	34
Dolezaj	1-2	0-0	2-4	6	1	4	5	1	2	2	21
Sidibe	0-1	0-0	0-0	1	1	0	0	0	0	1	7
Boeheim	4-5	4-5	1-2	1	2	13	0	0	0	1	19
TEAM	0-0	0-0	0-0	7	0	0	0	0	0	0	0
TOTALS	25-54	12-26	12-23	37	14	74	17	14	10</		

'CUSE BASKETBALL

GAME 19		
Syracuse	73	RSN
Miami	53	
Jan. 24 Syracuse, N.Y. Carrier Dome		

A season-high 14 three-pointers, including six from Elijah Hughes, led Syracuse (14-5, 5-1 ACC) to a 73-53 defeat of Miami (9-9, 1-5 ACC).

"We're confident overall right now. Coach has been telling us to play with confidence. If we go out and lose - just leave everything on the court. We're understand everything is a dog fight right now."
- Frank Howard

The Orange finished the night just one shy of the school record for game 3-pointers, a mark set in five different contests.

Hughes' six three-pointers helped him tie a career-high 22 points. He connected on 8-of-13 from the floor, including 6-of-9 of his 3-point attempts. Hughes contributed three rebounds, three assists, three steals and three blocks.

Buddy Boenheim reached double-digits for the second consecutive game, adding 12 points on a night where he shot 3-of-6 from 3-point range. In his 80th consecutive start, Tyus Battle narrowly missed his first career double-double with 10 points and a personal-best nine assists.

The Orange were helped by a balanced scoring offense that saw eight players score at least two points.

With Syracuse holding a slim, 42-39, second-half lead, the Orange offense exploded for a 19-5 run that gave them a 14-point, 61-44 advantage.

The Orange finished with a season-high 22 assists.

Visitor: Miami (9-9, 1-5 ACC)

PLAYER	FG-FGA	3G-3GA	FT-FTA	R	PF	TP	A	TO	B	S	MP
Waardenburg f	0-2	0-1	0-0	3	0	1	5	0	0	0	22
Izundu c	3-7	0-0	2-2	10	2	8	2	1	0	0	37
Lykes g	4-15	0-8	0-0	3	1	8	2	3	1	2	32
Vasiljevic g	4-9	3-8	0-0	8	1	11	1	0	0	0	33
Lawrence g	2-8	1-4	3-4	7	0	8	3	2	0	2	34
Herenton	1-1	1-1	0-0	0	0	3	0	0	0	0	2
Johnson	4-13	1-5	0-0	1	0	9	1	1	0	0	26
Mack	2-4	2-2	0-0	0	0	6	1	0	0	0	14
TEAM	0-0	0-0	0-0	7	1	0	0	1	0	0	0
TOTALS	20-59	8-29	5-6	39	8	53	11	13	1	4	200

Total FG%	1st Half: 10-29	34.5%	2nd Half: 10-30	33.3%	Game: 33.9%
3-Pt. FG%	1st Half: 5-17	29.4%	2nd Half: 3-12	25.0%	Game: 27.6%
F Throw%	1st Half: 4-4	100.0%	2nd Half: 1-2	50.0%	Game: 83.3%

Home: Syracuse (14-5, 5-1 ACC)

PLAYER	FG-FGA	3G-3GA	FT-FTA	R	PF	TP	A	TO	B	S	MP
Brissett f	2-8	0-2	3-3	3	1	7	2	1	1	0	26
Hughes f	8-13	6-9	0-0	3	0	22	3	0	3	3	37
Chukwu c	3-3	0-0	0-0	4	3	6	0	0	5	0	21
Howard g	3-7	3-6	0-0	2	1	9	1	1	1	1	27
Battle g	3-8	1-5	3-3	6	0	10	9	0	0	0	36
Carey	0-1	0-0	0-0	0	0	0	0	0	1	0	3
Braswell	0-1	0-0	0-0	0	0	0	0	0	0	0	2
Dolezaj	2-3	1-2	0-0	5	0	5	5	2	0	0	23
Sidibe	1-2	0-0	0-0	1	2	2	0	2	0	3	10
Boenheim	4-7	3-6	1-2	3	1	12	2	0	0	0	15
TEAM	0-0	0-0	0-0	1	0	0	0	0	0	0	0
TOTALS	26-53	14-30	7-8	28	8	73	22	6	11	7	200

Total FG%	1st Half: 11-27	40.7%	2nd Half: 15-26	57.7%	Game: 49.1%
3-Pt. FG%	1st Half: 8-16	50.0%	2nd Half: 6-14	42.9%	Game: 46.7%
F Throw%	1st Half: 2-3	66.7%	2nd Half: 5-5	100.0%	Game: 87.5%

Officials: Roger Ayers, Tim Clougherty, Bill Covington Jr.

Technical fouls: Miami - Team, Syracuse - none

Attendance: 21,058

Score by Periods	1st	2nd	Total
Miami	29	24	53
Syracuse	32	41	73



2018-19 Syracuse (14-5, 5-1 ACC)
Syracuse Combined Team Statistics (as of Jan 24, 2019)
All games



RECORD:	OVERALL	HOME	AWAY	NEUTRAL
ALL GAMES	14-5	11-3	3-0	0-2
CONFERENCE	5-1	3-1	2-0	0-0
NON-CONFERENCE	9-4	8-2	1-0	0-2

#	Player	gp-gs	min	avg	Total		3-Point		F-Throw		Rebounds			pf	dq	a	to	blk	stl	pts	avg	
					fg-fga	fg%	3fg-fga	3fg%	ft-fga	ft%	off	def	tot									avg
25	Tyus Battle	19-19	653	34.4	115-253	.455	22-76	.289	86-108	.796	14	47	61	3.2	40	0	43	30	6	23	338	17.8
33	Elijah Hughes	19-19	583	30.7	99-218	.454	52-137	.380	40-53	.755	11	74	85	4.5	41	2	28	35	12	23	290	15.3
11	Oshae Brissett	19-19	625	32.9	84-222	.378	22-78	.282	65-94	.691	43	102	145	7.6	41	0	37	36	16	16	255	13.4
23	Frank Howard	15-15	382	25.5	39-113	.345	21-70	.300	16-21	.762	3	28	31	2.1	33	2	55	25	2	24	115	7.7
35	Buddy Boenheim	17-2	212	12.5	26-82	.317	19-59	.322	10-15	.667	6	13	19	1.1	14	0	16	8	0	5	81	4.8
05	Jalen Carey	17-2	266	15.6	25-63	.397	4-18	.222	22-32	.688	6	29	35	2.1	7	0	23	33	4	14	76	4.5
13	Paschal Chukwu	18-13	371	20.6	25-36	.694	0-0	.000	27-46	.587	46	65	111	6.2	55	3	2	21	36	13	77	4.3
21	Marek Dolezaj	19-6	350	18.4	26-44	.591	7-15	.467	9-17	.529	15	46	61	3.2	50	3	37	15	8	20	68	3.6
34	Bourama Sidibe	19-0	192	10.1	15-32	.469	0-0	.000	14-31	.452	20	36	56	2.9	46	1	5	8	12	11	44	2.3
20	Robert Braswell	8-0	51	6.4	6-9	.667	1-2	.500	5-7	.714	2	8	10	1.3	1	0	3	7	1	2	18	2.3
54	Ky Feldman	5-0	6	1.2	1-2	.500	1-2	.500	0-0	.000	0	2	2	0.4	0	0	0	0	0	0	3	0.6
00	Adrian Autry	6-0	23	3.8	0-3	.000	0-2	.000	0-0	.000	0	0	0	0.0	0	0	1	0	0	0	0	0.0
10	Howard Washington	4-0	36	9.0	0-1	.000	0-1	.000	0-0	.000	0	4	4	1.0	0	0	1	0	0	0	0	0.0
12	Brendan Paul	5-0	44	8.8	0-0	.000	0-0	.000	0-0	.000	0	0	0	0.0	0	0	0	0	0	0	0	0.0
04	Antonio Balandi	6-0	31	5.2	0-0	.000	0-0	.000	0-0	.000	0	1	1	0.2	0	0	0	1	1	0	0	0.0
Team											42	43	85				11					
Total.....		19	3825		461-1078	.428	149-460	.324	294-424	.693	208	498	706	37.2	328	11	251	230	98	151	1365	71.8
Opponents.....		19	3824		406-1056	.384	155-519	.299	227-336	.676	221	482	703	37.0	362	7	267	304	62	114	1194	62.8

TEAM STATISTICS	SYR	OPP	Date	Opponent	Score	Att.	
SCORING	1365	1194	!	11/06/18	EASTERN WASHINGTON	w 66-34	19912
Points per game	71.8	62.8	!	11/10/18	MOREHEAD	w 84-70	21012
Scoring margin	+9.0	-	!	11/15/18	vs Connecticut	L 76-83	14417
FIELD GOALS-ATT	461-1078	406-1056	!	11/16/18	vs Oregon	L 65-80	10909
Field goal pct	.428	.384		11/21/18	COLGATE	w 77-56	16586
3 POINT FG-ATT	149-460	155-519	@	11/28/18	at Ohio State	w 72-62	16962
3-point FG pct	.324	.299		12/1/18	CORNELL	w 63-55	21547
3-pt FG made per game	7.8	8.2		12/4/18	NORTHEASTERN	w 72-49	20416
FREE THROWS-ATT	294-424	227-336		12/8/18	GEORGETOWN	w 72-71	24082
Free throw pct	.693	.676		12/15/18	OLD DOMINION	L 62-68	17585
F-Throws made per game	15.5	11.9		12/18/18	BUFFALO	L 59-71	18620
REBOUNDS	706	703		12/22/18	ARKANSAS ST.	w 82-52	18808
Rebounds per game	37.2	37.0		12/29/18	ST. BONAVENTURE	w 81-48	21968
Rebounding margin	+0.2	-	*	1/5/19	at Notre Dame	w 72-62	8245
ASSISTS	251	267	*	1/9/19	CLEMSON	w 61-53	17289
Assists per game	13.2	14.1	*	1/12/19	GEORGIA TECH	L 59-73	19257
TURNOVERS	230	304	*	1/14/19	at Duke	Wot 95-91	9314
Turnovers per game	12.1	16.0	*	1/19/19	PITTSBURGH	w 74-63	24466
Turnover margin	+3.9	-	*	1/24/19	MIAMI	w 73-53	21058
Assist/turnover ratio	1.1	0.9					
STEALS	151	114					
Steals per game	7.9	6.0					
BLOCKS	98	62					
Blocks per game	5.2	3.3					
ATTENDANCE	282606	59847					
Home games-Avg/Game	14-20186	3-11507					
Neutral site-Avg/Game	-	2-12663					

* = ACC game
! = 2K Empire Classic
@ = ACC/Big 10 Challenge (Columbus, OH)

Score by Periods	1st	2nd	OT	Totals
Syracuse	626	729	10	1365
Opponents	564	624	6	1194



2018-19 Syracuse (14-5, 5-1 ACC)
Syracuse Combined Team Statistics (as of Jan 24, 2019)
Conference games only



RECORD:	OVERALL	HOME	AWAY	NEUTRAL
ALL GAMES	5-1	3-1	2-0	0-0
CONFERENCE	5-1	3-1	2-0	0-0
NON-CONFERENCE	0-0	0-0	0-0	0-0

##	Player	gp-gs	min	avg	Total		3-Point		F-Throw		Rebounds			pf	dq	a	to	blk	stl	pts	avg	
					fg-fga	fg%	3fg-fga	3fg%	ft-fta	ft%	off	def	tot									avg
25	Tyus Battle	6-6	234	39.0	39-95	.411	7-29	.241	19-23	.826	7	16	23	3.8	14	0	21	13	4	6	104	17.3
33	Elijah Hughes	6-6	204	34.0	34-73	.466	22-52	.423	8-10	.800	2	27	29	4.8	6	0	7	7	4	5	98	16.3
11	Oshae Brissett	6-6	205	34.2	25-69	.362	7-25	.280	18-23	.783	7	30	37	6.2	12	0	11	17	7	2	75	12.5
23	Frank Howard	6-6	181	30.2	22-54	.407	12-31	.387	7-10	.700	2	17	19	3.2	11	0	22	11	1	7	63	10.5
35	Buddy Boenheim	6-0	70	11.7	12-26	.462	11-22	.500	2-4	.500	2	5	7	1.2	4	0	3	0	0	1	37	6.2
13	Paschal Chukwu	5-2	105	21.0	9-12	.750	0-0	.000	6-14	.429	16	25	41	8.2	16	1	1	10	14	1	24	4.8
21	Marek Dolezaj	6-4	132	22.0	7-15	.467	3-7	.429	6-8	.750	9	18	27	4.5	16	1	20	6	5	10	23	3.8
34	Bourama Sidibe	6-0	54	9.0	2-7	.286	0-0	.000	2-7	.286	5	9	14	2.3	12	0	0	3	4	4	6	1.0
05	Jalen Carey	5-0	38	7.6	2-8	.250	0-3	.000	0-0	.000	0	3	3	0.6	1	0	3	8	1	1	4	0.8
20	Robert Braswell	1-0	2	2.0	0-1	.000	0-0	.000	0-0	.000	0	0	0	0.0	0	0	0	0	0	0	0	0.0
Team											14	15	29				4					
Total.....		6	1225		152-360	.422	62-169	.367	68-99	.687	64	165	229	38.2	92	2	88	79	40	37	434	72.3
Opponents.....		6	1225		137-357	.384	50-172	.291	71-108	.657	75	160	235	39.2	102	4	86	92	28	41	395	65.8

TEAM STATISTICS	SYR	OPP	Date	Opponent	Score	Att.
SCORING	434	395	* 1/5/19	at Notre Dame	w 72-62	8245
Points per game	72.3	65.8	* 1/9/19	CLEMSON	w 61-53	17289
Scoring margin	+6.5	-	* 1/12/19	GEORGIA TECH	L 59-73	19257
FIELD GOALS-ATT	152-360	137-357	* 1/14/19	at Duke	Wot 95-91	9314
Field goal pct	.422	.384	* 1/19/19	PITTSBURGH	w 74-63	24466
3 POINT FG-ATT	62-169	50-172	* 1/24/19	MIAMI	w 73-53	21058
3-point FG pct	.367	.291	* = ACC game			
3-pt FG made per game	10.3	8.3	! = 2K Empire Classic			
FREE THROWS-ATT	68-99	71-108	@ = ACC/Big 10 Challenge (Columbus, OH)			
Free throw pct	.687	.657				
F-Throws made per game	11.3	11.8				
REBOUNDS	229	235				
Rebounds per game	38.2	39.2				
Rebounding margin	-1.0	-				
ASSISTS	88	86				
Assists per game	14.7	14.3				
TURNOVERS	79	92				
Turnovers per game	13.2	15.3				
Turnover margin	+2.2	-				
Assist/turnover ratio	1.1	0.9				
STEALS	37	41				
Steals per game	6.2	6.8				
BLOCKS	40	28				
Blocks per game	6.7	4.7				
ATTENDANCE	82070	17559				
Home games-Avg/Game	4-20518	2-8780				
Neutral site-Avg/Game	-	0-0				

Score by Periods	1st	2nd	OT	Totals
Syracuse	201	223	10	434
Opponents	190	199	6	395



2018-19 Syracuse (13-5, 4-1 ACC)
Syracuse Combined Team Statistics (as of Jan 20, 2019)
Non-Conference



RECORD:	OVERALL	HOME	AWAY	NEUTRAL
ALL GAMES	9-4	8-2	1-0	0-2
CONFERENCE	0-0	0-0	0-0	0-0
NON-CONFERENCE	9-4	8-2	1-0	0-2

#	Player	gp-gs	min	avg	Total		3-Point		F-Throw		Rebounds		pf	dq	a	to	blk	stl	pts	avg		
					fg-fga	fg%	3fg-fga	3fg%	ft-fga	ft%	off	def									tot	avg
25	Tyus Battle	13-13	419	32.2	76-158	.481	15-47	.319	67-85	.788	7	31	38	2.9	26	0	22	17	2	17	234	18.0
33	Elijah Hughes	13-13	379	29.2	65-145	.448	30-85	.353	32-43	.744	9	47	56	4.3	35	2	21	28	8	18	192	14.8
11	Oshae Brissett	13-13	420	32.3	59-153	.386	15-53	.283	47-71	.662	36	72	108	8.3	29	0	26	19	9	14	180	13.8
05	Jalen Carey	12-2	228	19.0	23-55	.418	4-15	.267	22-32	.688	6	26	32	2.7	6	0	20	25	3	13	72	6.0
23	Frank Howard	9-9	201	22.3	17-59	.288	9-39	.231	9-11	.818	1	11	12	1.3	22	2	33	14	1	17	52	5.8
13	Paschal Chukwu	13-11	266	20.5	16-24	.667	0-0	.000	21-32	.656	30	40	70	5.4	39	2	1	11	22	12	53	4.1
35	Buddy Boenheim	11-2	142	12.9	14-56	.250	8-37	.216	8-11	.727	4	8	12	1.1	10	0	13	8	0	4	44	4.0
21	Marek Dolezaj	13-2	218	16.8	19-29	.655	4-8	.500	3-9	.333	6	28	34	2.6	34	2	17	9	3	10	45	3.5
34	Bourama Sidibe	13-0	138	10.6	13-25	.520	0-0	.000	12-24	.500	15	27	42	3.2	34	1	5	5	8	7	38	2.9
20	Robert Braswell	7-0	49	7.0	6-8	.750	1-2	.500	5-7	.714	2	8	10	1.4	1	0	3	7	1	2	18	2.6
54	Ky Feldman	5-0	6	1.2	1-2	.500	1-2	.500	0-0	.000	0	2	2	0.4	0	0	0	0	0	0	3	0.6
00	Adrian Autry	6-0	23	3.8	0-3	.000	0-2	.000	0-0	.000	0	0	0	0.0	0	0	1	0	0	0	0	0.0
10	Howard Washington	4-0	36	9.0	0-1	.000	0-1	.000	0-0	.000	0	4	4	1.0	0	0	1	0	0	0	0	0.0
12	Brendan Paul	5-0	44	8.8	0-0	.000	0-0	.000	0-0	.000	0	0	0	0.0	0	0	0	0	0	0	0	0.0
04	Antonio Balandi	6-0	31	5.2	0-0	.000	0-0	.000	0-0	.000	0	1	1	0.2	0	0	0	1	1	0	0	0.0
Team											28	28	56				7					
Total.....		13	2600		309-718	.430	87-291	.299	226-325	.695	144	333	477	36.7	236	9	163	151	58	114	931	71.6
Opponents.....		13	2599		269-699	.385	105-347	.303	156-228	.684	146	322	468	36.0	260	3	181	212	34	73	799	61.5

TEAM STATISTICS	SYR	OPP	Date	Opponent	Score	Att.	
SCORING	931	799	!	11/06/18	EASTERN WASHINGTON	w 66-34	19912
Points per game	71.6	61.5	!	11/10/18	MOREHEAD	w 84-70	21012
Scoring margin	+10.2	-	!	11/15/18	vs Connecticut	L 76-83	14417
FIELD GOALS-ATT	309-718	269-699	!	11/16/18	vs Oregon	L 65-80	10909
Field goal pct	.430	.385		11/21/18	COLGATE	w 77-56	16586
3 POINT FG-ATT	87-291	105-347	@	11/28/18	at Ohio State	w 72-62	16962
3-point FG pct	.299	.303		12/1/18	CORNELL	w 63-55	21547
3-pt FG made per game	6.7	8.1		12/4/18	NORTHEASTERN	w 72-49	20416
FREE THROWS-ATT	226-325	156-228		12/8/18	GEORGETOWN	w 72-71	24082
Free throw pct	.695	.684		12/15/18	OLD DOMINION	L 62-68	17585
F-Throws made per game	17.4	12.0		12/18/18	BUFFALO	L 59-71	18620
REBOUNDS	477	468		12/22/18	ARKANSAS ST.	w 82-52	18808
Rebounds per game	36.7	36.0		12/29/18	ST. BONAVENTURE	w 81-48	21968
Rebounding margin	+0.7	-					
ASSISTS	163	181					
Assists per game	12.5	13.9					
TURNOVERS	151	212					
Turnovers per game	11.6	16.3					
Turnover margin	+4.7	-					
Assist/turnover ratio	1.1	0.9					
STEALS	114	73					
Steals per game	8.8	5.6					
BLOCKS	58	34					
Blocks per game	4.5	2.6					
ATTENDANCE	200536	42288					
Home games-Avg/Game	10-20054	1-16962					
Neutral site-Avg/Game	-	2-12663					

* = ACC game
! = 2K Empire Classic
@ = ACC/Big 10 Challenge (Columbus, OH)

Score by Periods	1st	2nd	Totals
Syracuse	425	506	931
Opponents	374	425	799



2018-19 Syracuse (4-2)
Syracuse Combined Team Statistics (as of Dec 28, 2018)
November



RECORD:	OVERALL	HOME	AWAY	NEUTRAL
ALL GAMES	4-2	3-0	1-0	0-2
CONFERENCE	0-0	0-0	0-0	0-0
NON-CONFERENCE	4-2	3-0	1-0	0-2

#	Player	gp-gs	min	avg	Total		3-Point		F-Throw		Rebounds			pf	dq	a	to	blk	stl	pts	avg			
					fg-fga	fg%	3fg-fga	3fg%	ft-fga	ft%	off	def	tot											
25	Tyus Battle	6-6	170	28.3	35-72	.486	5-16	.313	33-41	.805	3	14	17	2.8	13	0	13	8	0	5	108	18.0		
33	Elijah Hughes	6-6	160	26.7	31-72	.431	13-38	.342	17-23	.739	5	23	28	4.7	20	2	9	12	1	12	92	15.3		
11	Oshae Brissett	6-6	187	31.2	28-82	.341	6-26	.231	26-34	.765	17	28	45	7.5	14	0	12	11	2	8	88	14.7		
05	Jalen Carey	6-2	143	23.8	15-34	.441	3-9	.333	18-24	.750	5	16	21	3.5	3	0	8	15	1	7	51	8.5		
13	Paschal Chukwu	6-6	124	20.7	7-11	.636	0-0	.000	12-18	.667	16	13	29	4.8	19	1	0	7	13	3	26	4.3		
34	Bourama Sidibe	6-0	69	11.5	9-17	.529	0-0	.000	8-16	.500	12	18	30	5.0	20	1	3	3	4	5	26	4.3		
21	Marek Dolezaj	6-0	91	15.2	11-16	.688	3-4	.750	0-2	.000	3	11	14	2.3	21	2	7	5	2	5	25	4.2		
23	Frank Howard	2-2	19	9.5	4-13	.308	3-11	.273	0-0	.000	0	3	3	1.5	7	1	6	0	0	3	11	5.5		
35	Buddy Boenheim	5-2	79	15.8	3-29	.103	2-19	.105	2-3	.667	2	7	9	1.8	7	0	9	4	0	2	10	2.0		
20	Robert Braswell	4-0	31	7.8	1-2	.500	0-1	.000	1-2	.500	1	4	5	1.3	0	0	2	4	0	0	3	0.8		
12	Brendan Paul	2-0	41	20.5	0-0	.000	0-0	.000	0-0	.000	0	0	0	0.0	0	0	0	0	0	0	0	0.0		
10	Howard Washington	4-0	36	9.0	0-1	.000	0-1	.000	0-0	.000	0	4	4	1.0	0	0	1	0	0	0	0	0.0		
04	Antonio Balandi	3-0	28	9.3	0-0	.000	0-0	.000	0-0	.000	0	0	0	0.0	0	0	0	1	0	0	0	0.0		
00	Adrian Autry	3-0	19	6.3	0-2	.000	0-1	.000	0-0	.000	0	0	0	0.0	0	0	0	0	0	0	0	0.0		
54	Ky Feldman	2-0	3	1.5	0-1	.000	0-1	.000	0-0	.000	0	0	0	0.0	0	0	0	0	0	0	0	0.0		
Team											16	19	35											4
Total.....		6	1200		144-352	.409	35-127	.276	117-163	.718	80	160	240	40.0	124	7	70	74	23	50	440	73.3		
Opponents.....		6	1200		127-334	.380	50-162	.309	81-113	.717	67	155	222	37.0	126	1	90	96	21	35	385	64.2		

TEAM STATISTICS	SYR	OPP	Date	Opponent	Score	Att.	
SCORING	440	385	!	11/06/18	EASTERN WASHINGTON	w 66-34	19912
Points per game	73.3	64.2	!	11/10/18	MOREHEAD	w 84-70	21012
Scoring margin	+9.2	-	!	11/15/18	vs Connecticut	L 76-83	14417
FIELD GOALS-ATT	144-352	127-334	!	11/16/18	vs Oregon	L 65-80	10909
Field goal pct	.409	.380		11/21/18	COLGATE	w 77-56	16586
3 POINT FG-ATT	35-127	50-162	@	11/28/18	at Ohio State	w 72-62	16962
3-point FG pct	.276	.309	* = ACC game				
3-pt FG made per game	5.8	8.3	! = 2K Empire Classic				
FREE THROWS-ATT	117-163	81-113	@ = ACC/Big 10 Challenge (Columbus, OH)				
Free throw pct	.718	.717					
F-Throws made per game	19.5	13.5					
REBOUNDS	240	222					
Rebounds per game	40.0	37.0					
Rebounding margin	+3.0	-					
ASSISTS	70	90					
Assists per game	11.7	15.0					
TURNOVERS	74	96					
Turnovers per game	12.3	16.0					
Turnover margin	+3.7	-					
Assist/turnover ratio	0.9	0.9					
STEALS	50	35					
Steals per game	8.3	5.8					
BLOCKS	23	21					
Blocks per game	3.8	3.5					
ATTENDANCE	57510	42288					
Home games-Avg/Game	3-19170	1-16962					
Neutral site-Avg/Game	-	2-12663					

Score by Periods	1st	2nd	Totals
Syracuse	182	258	440
Opponents	176	209	385



2018-19 Syracuse (5-2)
Syracuse Combined Team Statistics
December



RECORD:	OVERALL	HOME	AWAY	NEUTRAL
ALL GAMES	5-2	5-2	0-0	0-0
CONFERENCE	0-0	0-0	0-0	0-0
NON-CONFERENCE	5-2	5-2	0-0	0-0

##	Player	gp-gs	min	avg	Total		3-Point		F-Throw		Rebounds				pf	dq	a	to	blk	stl	pts	avg		
					fg-fga	fg%	3fg-fga	3fg%	ft-fta	ft%	off	def	tot	avg										
25	Tyus Battle	7-7	249	35.6	41-86	.477	10-31	.323	34-44	.773	4	17	21	3.0	13	0	9	9	2	12	126	18.0		
33	Elijah Hughes	7-7	219	31.3	34-73	.466	17-47	.362	15-20	.750	4	24	28	4.0	15	0	12	16	7	6	100	14.3		
11	Oshae Brissett	7-7	233	33.3	31-71	.437	9-27	.333	21-37	.568	19	44	63	9.0	15	0	14	8	7	6	92	13.1		
23	Frank Howard	7-7	182	26.0	13-46	.283	6-28	.214	9-11	.818	1	8	9	1.3	15	1	27	14	1	14	41	5.9		
35	Buddy Boenheim	6-0	63	10.5	11-27	.407	6-18	.333	6-8	.750	2	1	3	0.5	3	0	4	4	0	2	34	5.7		
20	Robert Braswell	3-0	18	6.0	5-6	.833	1-1	1.000	4-5	.800	1	4	5	1.7	1	0	1	3	1	2	15	5.0		
13	Paschal Chukwu	7-5	142	20.3	9-13	.692	0-0	.000	9-14	.643	14	27	41	5.9	20	1	1	4	9	9	27	3.9		
05	Jalen Carey	6-0	85	14.2	8-21	.381	1-6	.167	4-8	.500	1	10	11	1.8	3	0	12	10	2	6	21	3.5		
21	Marek Dolezaj	7-2	127	18.1	8-13	.615	1-4	.250	3-7	.429	3	17	20	2.9	13	0	10	4	1	5	20	2.9		
34	Bourama Sidibe	7-0	69	9.9	4-8	.500	0-0	.000	4-8	.500	3	9	12	1.7	14	0	2	2	4	2	12	1.7		
54	Ky Feldman	3-0	3	1.0	1-1	1.000	1-1	1.000	0-0	.000	0	2	2	0.7	0	0	0	0	0	0	3	1.0		
04	Antonio Balandi	3-0	3	1.0	0-0	.000	0-0	.000	0-0	.000	0	1	1	0.3	0	0	0	0	1	0	0	0.0		
12	Brendan Paul	3-0	3	1.0	0-0	.000	0-0	.000	0-0	.000	0	0	0	0.0	0	0	0	0	0	0	0	0.0		
00	Adrian Autry	3-0	4	1.3	0-1	.000	0-1	.000	0-0	.000	0	0	0	0.0	0	0	1	0	0	0	0	0.0		
Team											12	9	21					3						
Total.....		7	1400		165-366	.451	52-164	.317	109-162	.673	64	173	237	33.9	112	2	93	77	35	64	491	70.1		
Opponents.....		7	1399		142-365	.389	55-185	.297	74-115	.643	79	167	246	35.1	134	2	91	116	13	38	413	59.0		

TEAM STATISTICS	SYR	OPP	Date	Opponent	Score	Att.
SCORING	491	413	12/1/18	CORNELL	w 63-55	21547
Points per game	70.1	59.0	12/4/18	NORTHEASTERN	w 72-49	20416
Scoring margin	+11.1	-	12/8/18	GEORGETOWN	w 72-71	24082
FIELD GOALS-ATT	165-366	142-365	12/15/18	OLD DOMINION	L 62-68	17585
Field goal pct	.451	.389	12/18/18	BUFFALO	L 59-71	18620
3 POINT FG-ATT	52-164	55-185	12/22/18	ARKANSAS ST.	w 82-52	18808
3-point FG pct	.317	.297	12/29/18	ST. BONAVENTURE	w 81-47	21968
3-pt FG made per game	7.4	7.9	* = ACC game			
FREE THROWS-ATT	109-162	74-115	! = 2K Empire Classic			
Free throw pct	.673	.643	@ = ACC/Big 10 Challenge (Columbus, OH)			
F-Throws made per game	15.6	10.6				
REBOUNDS	237	246				
Rebounds per game	33.9	35.1				
Rebounding margin	-1.3	-				
ASSISTS	93	91				
Assists per game	13.3	13.0				
TURNOVERS	77	116				
Turnovers per game	11.0	16.6				
Turnover margin	+5.6	-				
Assist/turnover ratio	1.2	0.8				
STEALS	64	38				
Steals per game	9.1	5.4				
BLOCKS	35	13				
Blocks per game	5.0	1.9				
ATTENDANCE	143026	0				
Home games-Avg/Game	7-20432	0-0				
Neutral site-Avg/Game	-	0-0				

Score by Periods	1st	2nd	Totals
Syracuse	243	248	491
Opponents	198	215	413