

CAROLINA

GAME 19: Virginia Tech
Monday, Jan. 21, 2019
Roy Williams Court at the
Dean E. Smith Center, Chapel Hill
7 p.m., ESPN

2018-19 SCHEDULE (14-4, 4-1 ACC)

8-1 Home, 5-1 Road, 1-2 Neutral

NOVEMBER (AP rankings)

6	at Wofford (8/-)	W	78-67
9	at Elon (8/-)	W	116-67
12	Stanford (7/-)	W	90-72
16	Tennessee Tech% (7/-)	W	108-58
19	Saint Francis% (7/-)	W	101-76
22	vs. Texas+ (7/-)	L	89-92
23	vs. UCLA+ (7/17)	W	94-78
28	at Michigan# (11/7)	L	67-84

DECEMBER

5	UNCW (14/-)	W	97-69
15	Gonzaga (12/4)	W	103-90
22	vs. Kentucky! (9/19)	L	72-80
29	Davidson (14/-)	W	82-60

JANUARY

2	Harvard (15/-)	W	77-57
5	at Pittsburgh (15/-)	W	85-60
8	at NC State (12/15)	W	90-82
12	Louisville (12/-)	L	62-83
15	Notre Dame (13/-)	W	75-69
19	at Miami (13/-)	W	85-76
21	Virginia Tech (TBA)	7 p.m.	ESPN
29	at Georgia Tech	7 p.m.	RSN

FEBRUARY

2	at Louisville	2 p.m.	ESPN
5	NC State	8 p.m.	Raycom
9	Miami	Noon	Raycom
11	Virginia	7 p.m.	ESPN
16	at Wake Forest	Noon	Raycom
20	at Duke	9 p.m.	ESPN & Raycom
23	Florida State	3:45 p.m.	CBS
26	Syracuse	7 or 9 p.m.	ESPN/ Raycom

MARCH

2	at Clemson	4 or 6 p.m.	ESPN/2
5	at Boston College	8 p.m.	Raycom
9	Duke	6 or 8 p.m.	ESPN

ACC Tournament, March 12-16, Charlotte, N.C.

SITE/SPECIAL EVENT KEY

% Continental Tire Las Vegas Invitational, Chapel Hill
 + Continental Tire Las Vegas Invitational, Las Vegas
 # ACC-Big Ten Challenge
 ! CBS Sports Classic, Chicago, Ill.

All times Eastern

TV: ESPN (Sean McDonough, Jay Bilas, Allison Williams)

RADIO: Tar Heel Sports Properties (Jones Angell, Eric Montross)

SATELLITE RADIO: Sirius 119, XM 193, Internet 955

WESTWOOD ONE: Jason Benetti, Clark Kellogg

CAROLINA SOCIAL MEDIA CHANNELS

Internet	GoHeels.com
Twitter	@UNC_Basketball
Instagram	UNC_Basketball
Facebook	Facebook.com/TarHeels
YouTube	UNCTarHeelsAthletics

CAROLINA SID: Steve Kirschner (stevekirschner@unc.edu)
 O: 919-962-7258; C: 919-475-2695

VIRGINIA TECH SID: Bill Dyer (wdyer@vt.edu) O: 540-231-8852; C: 540-998-5906

7 NATIONAL CHAMPIONSHIPS: NCAA 1957, 1982, 1993, 2005, 2009, 2017; Helms 1924



20 FINAL FOURS
 49 NCAA TOURNAMENT APPEARANCES
 31 ACC REGULAR-SEASON CHAMPIONSHIPS
 18 ACC TOURNAMENT CHAMPIONSHIPS



37 TIMES IN THE FINAL ASSOCIATED PRESS TOP-10 RANKINGS

GAME 19 NOTEBOOK

- This is the sixth consecutive UNC-Virginia Tech game in which the Tar Heels are ranked in the AP top 25 (and the 32nd time in the last 35 meetings dating back to 1967). This is the first time the Hokies have ever played the Tar Heels when ranked in the AP poll.
- Roy Williams has led UNC to 209 wins in ACC play (regular season and Tournament). Williams is fourth in ACC history, one behind former Maryland head coach Gary Williams, who won 210. Mike Krzyzewski (478) and Dean Smith (422) are one-two in ACC wins.
- Williams is 82-47 in ACC road games, a winning percentage of .636 that is the second-best in ACC history. Only 10 of the league's 82 coaches in history have won at least half of their road games and just four have a winning percentage of .600 or better – Duke's Vic Bubas, Williams, Duke's Mike Krzyzewski and UNC/South Carolina's Frank McGuire.
- Williams has won more ACC games on the road (82), than every current ACC coach has won at home, except Krzyzewski (238 home wins) and Florida State's Leonard Hamilton (83).
- Carolina is 4-1 in ACC play for the first time since 2017 when the Tar Heels lost their league opener in Atlanta, then reeled off seven wins in a row.
- Carolina shot 55 percent from the floor against Miami, the first time it made 50 percent or better from the floor since the win over Gonzaga on 12/15. The Tar Heels are 206-7 in 16 seasons under Williams when making at least half of their field goal attempts.
- Carolina's basketball staff, including Williams, are wearing sneakers in Monday's game in coordination with the NABC to raise funds and awareness about the fight against cancer, and promote the American Cancer Society as a source of inspiration and hope for those facing cancer. Coaches wear sneakers with their game attire as a visible reminder about the importance of nutrition and physical activity in reducing one's cancer risk.
- In the last two wins, Brandon Robinson set a career high in three-pointers (three vs. Notre Dame) and tied his career high in assists (four at Miami).
- Cameron Johnson has scored more points as a Tar Heel (609) than he did in three seasons playing at Pittsburgh (583).

UNC'S RECORD WHEN ... UNDER ROY WILLIAMS

	2018-19	TOTALS
Home	8-1	220-31+
Away	5-1	111-61
Neutral	1-2	107-38
Overtime		10-10
Leads at Half	11-0	361-40
Trails at Half	2-4	59-86
Tied at Half	1-0	18-4
UNC shoots 50% or better FG	5-0	206-7
UNC shoots 40-49.9% FG	8-2	194-63
UNC shoots under 40% FG	1-2	38-60
Opponents shoot 50% or better FG	1-3	25-40
Opponents shoot 40-49.9% FG	5-1	203-72
Opponents shoot under 40% FG	8-0	210-18
UNC has more rebounds	13-2	371-63
Opponents have more rebounds	0-2	55-61
UNC has more offensive rebounds	12-3	286-83
Opps have more offensive rebounds	2-1	123-39
UNC has more turnovers	6-2	138-67
Opponents have more turnovers	7-0	263-54
UNC scores 80 or more points	11-1	293-34
UNC scores less than 80 points	3-3	145-96
UNC scores 90 or more points	8-0	143-5
UNC scores 100 or more points	4-0	61-2
Opponents score 80 or more points	2-4	57-68
Opponents score less than 80 points	12-0	381-62
Opponents score 90 or more points	1-1	6-19
Opponents score 100 or more points		0-3
OVERALL RECORD	14-4	438-130

+ home record includes a 2010 win over William & Mary in Carmichael Arena and a 2017 win over Notre Dame in the Greensboro Coliseum

STATISTICAL COMPARISON

	UNC	Virginia Tech
Record	14-4, 4-1	15-2, 4-1
Points/Game	87.3	78.5
Scoring Defense	73.3	59.5
Scoring Margin	+14.0	+18.9
FG%	.469	.501
3FG%	.365	.418
3FGs/Game	8.2	10.2
FT%	.740	.748
FG% Defense	.414	.405
3FG% Defense	.325	.335
Opp 3FGs/Game	8.4	8.4
Rebounds/Game	43.9	32.6
Offensive Rebs/Game	13.3	9.2
Rebound Margin	+10.6	+3.4
Assists/Game	19.4	16.7
Turnovers/Game	14.3	11.2
Assists/Turnovers	1.4	1.5
Turnovers Forced/Game	15.1	15.7
KenPom.com (national rankings as of 1/20)		
Overall Ranking	8	7
Offensive Efficiency	116.0 (19)	119.8 (7)
Defensive Efficiency	92.7 (15)	96.0 (41)
Effective FG Pct.	53.0 (87)	59.2 (3)
Turnover Pct.	18.4 (139)	17.1 (65)
Offensive Rebound Pct.	35.6 (21)	31.3 (91)
FTA/FGA	33.3 (194)	29.2 (277)
Strength of Schedule	11	186

MEDIA INFORMATION

UNC ATHLETIC COMMUNICATIONS

Senior Associate A.D. for Communications:

Steve Kirschner
Office Phone: 919-962-7258
Cell Phone: 919-475-2695
Email: stevekirschner@unc.edu

Associate Director of Communications:

Matt Bowers
Office Phone: 919-962-2123
Cell Phone: 919-619-7021
Email: mattbowers@unc.edu

CREDENTIALS

All season and single-game requests for credentials and/or parking passes must be made online at SportsSystems.com/UNCBasketball.

Media will call at Smith Center Entrance B opens 90 minutes prior to the scheduled starting time. Prior to that, credentials can be picked up in the Athletic Communications office. Media with season credentials will receive an email from Steve Kirschner several days prior to each home game to secure a press row seat or photo spot. Season credentials do not automatically reserve a seat for individual games.

INTERVIEWS

Interview requests must be made through the athletic communications office. Contact Kirschner with interview requests for Coach Williams. Due to contractual obligations, Williams is unable to participate in live radio call-in shows.

Media should direct player interview requests to Matt Bowers (mattbowers@unc.edu, 919-619-7021). Player interviews typically occur before practice. Freshmen are available for interviews once they've played in a regular-season game. Players are not available for interviews on game day or on non-practice days.

Throughout the season, Williams and players will be available at press conferences at the Smith Center. Media parking for the press conferences is located in the Manning Lot off Tar Heel Boulevard. Out-of-town media may watch press conferences live on GoHeels.com and submit questions by texting Kirschner (919-475-2695), preferably in advance.

PRESS CONFERENCE SCHEDULE

Friday, Feb. 1	day before at Louisville
Monday, Feb. 4	day before at NC State
Friday, Feb. 15	day before at Wake Forest
Monday, Feb. 18	two days before at Duke
Friday, March 1	day before at Clemson
Thursday, March 7	two days before Duke
Monday, March 11	day before ACC Tournament

Scheduled to begin at 2 p.m. unless noted

CAROLINA STATS IN WINS vs. LOSSES

	14 Wins	4 Losses
Points Per Game	91.5	72.5
Oppt. Points Per Game	70.1	84.8
FG%	.486	.405
Oppt. FG%	.389	.509
3FG%	.380	.311
Oppt. 3FG%	.298	.429
3FGs Per Game	8.5	7.0
Oppt. 3FGs Per Game	7.9	10.5
FT%	.749	.701
Oppt. FT%	.695	.610
Rebound Margin	+13.5	+0.3
Assists/Turnovers	20.9/14.1	14.3/14.8
Opponent A/TO	12.7/15.6	17.8/13.3

Carolina's Top 3 Scorers	14 Wins	4 Losses
	Johnson 17.0	White 14.3
	Maye 15.1	Johnson 12.0
	White 14.2	Maye 11.8

TAR HEELS IN THE 2018-19 ACC & NCAA RANKINGS

Category	Value	NCAA rank	ACC rank
Scoring	87.3		2
Scoring Defense	73.3		14
Scoring Margin	+14.0		5
FG%	.469		5
3FG%	.365		5
3FGs/Game	8.2		7
FT%	.740		5
FG% Defense	.414		9
3FG% Defense	.325		10
Rebounds/Game	43.9		1
Offensive Reb/Game	13.3		3
Rebound Margin	+10.6		1
Assists/Game	19.4		1
Turnovers/Game	14.3		T12
Assist/Turnover	1.4		5

UNC-VIRGINIA TECH SERIES

- Carolina leads 67-14, including 14-4 since Virginia Tech joined the ACC prior to the 2004-05 season.
- Carolina is 31-6 in Chapel Hill, including 6-1 in the Dean E. Smith Center.
- Roy Williams is 14-4 against the Hokies. All 18 games have come while head coach of the Tar Heels.
- Virginia Tech's 80-69 win in Blacksburg last season snapped a seven-game UNC win streak.
- Carolina has won six in a row over Virginia Tech in the Smith Center. The Hokies lone win in the Smith Center was an 81-80 decision in overtime on 2/13/2007.
- This is the sixth consecutive UNC-Virginia Tech game in which the Tar Heels are ranked in the AP top 25 (and the 32nd time in the last 35 meetings dating back to 1967). This is the first time the Hokies have ever played the Tar Heels when ranked in the AP poll.

LAST TIME: VIRGINIA TECH 80, UNC 69 (1/22/18 IN BLACKSBURG)

- Carolina led 30-24 in the first half, but the Hokies out-scored UNC, 15-2, to end the first half leading by seven.
- UNC was 10 for 31 from three-point range.
- Seven Hokies made three-pointers.
- Carolina was just 5 for 5 from the free throw line, a season low for attempts.
- UNC did not attempt a free throw in the second half until there was 3:35 left in the game.
- Joel Berry II and Luke Maye both scored a game-high 23 points, but no other Tar Heel scored more

TAR HEELS All-Time Rankings

	National Rank	Total
Wins	3rd	2,246
Winning Percentage	2nd	.738
NCAA Tournament Titles	3rd	6
Final Fours	1st	20
NCAA Tournaments	2nd	49
NCAA Tournament Games	2nd	170
NCAA Tournament Wins	2nd	124
NCAA Tournament Win Pct.	2nd	.729
ACC Regular-Season Titles	1st	31
ACC Regular-Season Wins	1st	687
ACC Tournament Titles	2nd	18
ACC Tournament Finals	1st	35
ACC Tournament Wins	T-1st	100
NBA First-Round Draft Picks	1st	49
NBA Draft Picks	3rd	112
1,000-Point Scorers	1st	77
Olympic Gold Medalists	1st	10

than five points.

- Carolina scored a season-low two points off turnovers, was out-scored 32-26 in the paint, and 11-4 on the break.

MISCELLANEOUS

- Carolina is 5-1 on the road this year, including 3-0 in ACC play. The five road wins are more than any other ACC team has won this season. Virginia has four, Louisville and Syracuse have three, three schools have two, four schools have one and four schools have yet to win a road game this season.
- Freshman point guard Coby White has won UNC's defensive player of the game award in each of the last two wins over Notre Dame and Miami. White is the only Tar Heel to win multiple defensive awards in ACC play this season. He is second on the team (Garrison Brooks leads with five) for the season.
- Carolina is second in the nation in rebounds per game, fifth in scoring, sixth in rebound margin and seventh in assists.
- Carolina is averaging 87.3 points, which is on pace for the fourth-highest figure in Roy Williams' 16 seasons as head coach and the highest since 2008-09.

Highest Scoring Average, 2003-present

89.8 in 2008-09
88.6 in 2007-08
88.0 in 2004-05
87.3 in 2018-19
85.7 in 2006-07

- Carolina has a rebound margin of plus 10.6 for the season, which is on pace for the fourth highest in UNC history.

Highest Rebound Margin, UNC All-Time

12.3 in 2016-17
11.0 in 2007-08
10.8 in 1956-57
10.6 in 2018-19
10.4 in 2011-22

- Carolina has more rebounds in 15 of the first 18 games this season and won 13 of those 15 games. UNC is 1-0 when rebounds are even (UCLA) and 0-2 (Kentucky and Louisville) when out-rebounded.

CAROLINA BASKETBALL HISTORICAL FACTS & FIGURES

Seasons: 109th

All-Time: 2246-796 (.738)

ACC Regular-Season: 687-275 (.714)

All-Time Home: 982-182 (.844)

Dean E. Smith Center: 413-72 (.852)

Smith Center ACC: 208-56 (.788)

Smith Center Non-Conference: 205-16 (.928)

ACC Regular-Season Titles (31)

1956, 1957, 1959, 1960, 1961, 1967, 1968, 1969, 1971, 1972, 1976, 1977, 1978, 1979, 1982, 1983, 1984, 1985, 1987, 1988, 1993, 1995, 2001, 2005, 2007, 2008, 2009, 2011, 2012, 2016, 2017

ACC Tournament Record: 100-46 (.685)

ACC Tournament Titles (18)

1957, 1967, 1968, 1969, 1972, 1975, 1977, 1979, 1981, 1982, 1989, 1991, 1994, 1997, 1998, 2007, 2008, 2016

NCAA Tournament Appearances (49)

1941, 1946, 1957, 1959, 1967, 1968, 1969, 1972, 1975, 1976, 1977, 1978, 1979, 1980, 1981, 1982, 1983, 1984, 1985, 1986, 1987, 1988, 1989, 1990, 1991, 1992, 1993, 1994, 1995, 1996, 1997, 1998, 1999, 2000, 2001, 2004, 2005, 2006, 2007, 2008, 2009, 2011, 2012, 2013, 2014, 2015, 2016, 2017, 2018

NCAA Championships (6)

1957, 1982, 1993, 2005, 2009, 2017

NCAA Championship Game Appearances (11)

1946, 1957, 1968, 1977, 1981, 1982, 1993, 2005, 2009, 2016, 2017

NCAA Final Fours (20)

1946, 1957, 1967, 1968, 1969, 1972, 1977, 1981, 1982, 1991, 1993, 1995, 1997, 1998, 2000, 2005, 2008, 2009, 2016, 2017

NCAA Regional Final or Elite Eights (28)

1941, 1946, 1957, 1967, 1968, 1969, 1972, 1977, 1981, 1982, 1983, 1985, 1987, 1988, 1991, 1993, 1995, 1997, 1998, 2000, 2005, 2007, 2008, 2009, 2011, 2012, 2016, 2017

NCAA Regional Semifinals or Sweet 16s (35)

1941, 1946, 1957, 1967, 1968, 1969, 1972, 1975, 1977, 1981, 1982, 1983, 1984, 1985, 1986, 1987, 1988, 1989, 1990, 1991, 1992, 1993, 1995, 1997, 1998, 2000, 2005, 2007, 2008, 2009, 2011, 2012, 2015, 2016, 2017

Helms Foundation National Champions: 1924

NIT Champions: 1971

CAROLINA IN THE ASSOCIATED PRESS POLL (through 1/14/19)

Total Polls Ranked	907
Current Streak of Weeks in AP Poll	91
Top 10 Rankings	673
Weeks at No. 1	111
Most Consecutive Weeks No. 1	15
	(in 1983-84)
Weeks at No. 2	81
Weeks at No. 3	81
Weeks at No. 4	87
Weeks at No. 5	70
Weeks at No. 6	55
Weeks at No. 7	51
Weeks at No. 8	51
Weeks at No. 9	52
Weeks at No. 10	35
Longest Streak of Weeks Ranked	172
Seasons Ranked	62 of 71
Seasons With Top 10 Rankings	56 of 71
Seasons in Final Top 10	37 of 70

ASSOCIATED PRESS TOP 10 (JAN. 21, 2019)

- 1.
- 2.
- 3.
- 4.
- 5.
- 6.
- 7.
- 8.
- 9.
- 10.

- The Tar Heels have won 85 percent of the games in which they out-rebound the opponents in Roy Williams' 16 seasons as head coach.
- Carolina has finished in the top 10 in the nation in rebound margin in nine of Roy Williams' first 15 seasons at UNC, including No. 1 in the country in 2008, 2012 and 2017. The Tar Heels have finished ninth, ninth, first and third in the nation in the last four years.
- The Tar Heels are averaging 19.4 assists per game, 12th in UNC history and the most in a season since 1990-91 (20.0 per game).
- The Tar Heels have finished in the top six in the country in assists per game 11 times under Williams, including second, fourth, fourth and tied for fourth in the last four seasons.
- Carolina is averaging 8.2 three-pointers per game. UNC has made 8.0 or more in only two previous seasons (a school-record 8.3 in 2002-03 and 8.2 in 2017-18).
- Cameron Johnson is second in the ACC in three-point percentage at .473. That is on pace for the third highest in a season by a Tar Heel and the highest among Tar Heels who attempted at least five threes per game.

Highest Three-Point Percentage, UNC Season

.496 by Dante Calabria, 1994-95 (66 of 133)

.489 by Hubert Davis, 1990-91 (64 of 131)

.473 by Cameron Johnson, 2018-19 (44 of 93)

.472 by Ty Lawson, 2008-09 (51 of 108)

.464 by Jeff Lebo, 1987-88 (78 of 168)

CURRENT STREAKS

Overall	Won 2
Home	Won 1
Road	Won 3
Neutral Site	Lost 1
vs. ACC Opponents (all games)	Won 2
vs. Home Non-ACC	Won 7
vs. Home ACC	Won 1
vs. Road Non-ACC	Lost 1
vs. Road ACC	Won 3
AP-ranked opponents	Won 1
Overtime	Lost 1
UNC Scores 100 Points	Won 9
UNC Scores 90 Points	Won 8
UNC Scores 80 Points	Won 7
UNC Scores Less than 80 Points	Won 1
UNC Scores Less than 70 Points	Lost 5
Oppts Score 80 Points	Lost 1
UNC Leads at the Half	Won 15
UNC Trails at the Half	Won 1
UNC Shoots 50% Field Goals	Won 6
UNC Shoots Under 40% Field Goals	Won 1
Oppts Shoot 50% Field Goals	Lost 1
Oppts Shoot Under 40% Field Goals	Won 13
UNC Makes 7 or More 3FGs	Won 5
Opponents Make 10 or More 3FGs	Won 1
UNC Makes 20 Free Throws	Won 9
Oppts Make More Free Throws	Won 2
UNC Has More Rebounds	Won 8
Oppts Have More Rebounds	Lost 3
UNC Has Fewer Turnovers	Won 7

- Luke Maye is second in the ACC in rebounding with 10.0 per game. He averaged 10.1 per game and finished second in the ACC last year behind Duke's Marvin Bagley. Maye could become the first Tar Heel to average a double-double in consecutive seasons since Mitch Kupchak in 1974-75 and 1975-76.
- KenPom ranks the Tar Heels third in the nation behind Savannah State and FIU in shortest average length of offensive possessions (13.9 seconds) and fifth in tempo (possessions per game).
- Carolina is 14th in the country in KenPom's defensive efficiency (points per 100 possessions). The Tar Heels' 18 opponents to date have a combined average offensive efficiency of No. 6 in the country. Michigan State is the only team in the country that is ranked in KenPom's top 10 that has played a schedule whose opponents have a better offensive efficiency.
- Carolina is averaging 14.3 turnovers per game, but the Tar Heels' assist-error ratio of 1.36 is still the 11th best by UNC since turnovers were recorded in 1980. The 14.3 turnovers are the sixth most in the Roy Williams Era (averaged more in 2004, 2005, 2006, 2008 and 2010).

AP POLL NOTES

- Carolina was No. 13 in the Associated Press and No. 15 in the coaches polls released 1/14.
- Carolina was ranked in an AP poll for the 907th time, more than any other school in college basketball history.
- It was the 91st consecutive AP poll the Tar Heels have been ranked, dating back to mid-conference play in the 2013-14 season.
- UNC began the year No. 8 in the preseason AP poll. It was the 13th time in 16 seasons under Roy Williams UNC was ranked in the preseason Top 10.

National Players of the Year (11 players, 13 seasons)

Jack Cobb 1924, George Glamack 1940-41, Lennie Rosenbluth 1957, Phil Ford 1978, James Worthy 1982, Michael Jordan 1983-84, Kenny Smith 1987, Jerry Stackhouse 1995, Antawn Jamison 1998, Sean May 2005, Tyler Hansbrough 2009

Naismith Hall of Fame (10)

Ben Carnevale 1970, Frank McGuire 1977, Dean Smith 1983, Billy Cunningham 1986, Bob McAdoo 2000, Larry Brown 2002, James Worthy 2003, Roy Williams 2007, Michael Jordan 2009, Charlie Scott 2018

First-Team All-Americans 39 players, 63 times Most Recent: Justin Jackson, 2017

Consensus First-Team All-Americans (18 players, 27 times)

Cartwright Carmichael 1923-24, Jack Cobb 1924-25-26, George Glamack 1940-41, Lennie Rosenbluth 1957, Larry Miller 1968, Robert McAdoo 1972, Phil Ford 1977-78, James Worthy 1982, Sam Perkins 1983-84, Michael Jordan 1983-84, Kenny Smith 1987, J.R. Reid 1988, Jerry Stackhouse 1995, Antawn Jamison 1998, Joseph Forte 2001, Tyler Hansbrough 2007-08-09, Brice Johnson 2016, Justin Jackson 2017

Final Four MVPs (5)

James Worthy 1982, Donald Williams 1993, Sean May 2005, Wayne Ellington 2009, Joel Berry II 2017

National Coaches of the Year (11 times)

Frank McGuire 1957, Dean Smith 1977-79-82-83, Bill Guthridge 1998, Matt Doherty 2001, Roy Williams 2005-06-09-17

First-Team All-ACC (50 players, 77 times)

Most Recent: Joel Berry II and Luke Maye, 2018

ACC Players of the Year (15 times)

Lennie Rosenbluth 1957, Pete Brennan 1958, Lee Shaffer 1960, Billy Cunningham 1965, Larry Miller 1967-68, Mitch Kupchak 1976, Phil Ford 1978, Michael Jordan 1984, Antawn Jamison 1998, Joseph Forte co-winner 2001, Tyler Hansbrough 2008, Ty Lawson 2009, Tyler Zeller 2012, Justin Jackson 2017

ACC Rookies of the Year (9)

Sam Perkins 1981, Michael Jordan 1982, J.R. Reid 1987, Ed Cota 1997, Joseph Forte 2000, Marvin Williams 2005, Tyler Hansbrough 2006, Brandon Wright 2007, Harrison Barnes 2011

ACC Tournament MVPs (19 times)

Lennie Rosenbluth 1957, Larry Miller 1967-68, Charles Scott 1969, Lee Dedmon 1971, Robert McAdoo 1972, Phil Ford 1975, John Kuester 1977, Dudley Bradley 1979, Sam Perkins 1981, James Worthy 1982, J.R. Reid 1989, Rick Fox 1991, Jerry Stackhouse 1994, Shammond Williams 1997, Antawn Jamison 1998, Brandon Wright 2007, Tyler Hansbrough 2008, Joel Berry II 2016

- This season is the 56th time in 71 seasons the Tar Heels have been ranked in the top 10 in at least one week of the poll.
- UNC finished the year in the AP poll top 10 in 10 of Williams' first 15 seasons.
- Carolina has finished in the top 10 37 times, including 26 of the last 38 years. UNC has finished the season ranked in the AP poll 50 times.

NUMBER ONE IN WINS PER SEASON

- This is the 109th season of Carolina Basketball. The Tar Heels have won 2,246 games, third most in NCAA history.
- Carolina has won an average of 20.7 games per season. UNC is the only school in the top 10 in all-time NCAA wins that has averaged at least 20 wins per season.

NO. 1 SCHEDULE IN THE COUNTRY

- Carolina's complete 2018-19 schedule is rated the No. 1 most difficult schedule in the country by NCAA.com.
- **Eight opponents were in the AP top 25 on 1/14 (No. 1 Duke, No. 2 Michigan, No. 4 Virginia, No. 5 Gonzaga, No. 9 Virginia Tech, No. 11 Florida State, No. 12 Kentucky and No. 17 NC State).**
- **UNC plays eight ACC teams that played in the 2018 NCAA Tournament. Three of the four ACC teams the Tar Heels play twice played in the 2018 NCAA Tournament (Duke, Miami and NC State) and the fourth (Louisville) won 22 games.**
- KenPom has ranked Carolina's final strength of schedule in the top six in the country in each of the last four seasons, including the most difficult in 2014-15 and 2017-18 (No. 6 in 2015-16 and 2016-17).
- KenPom currently ranks Carolina's strength of schedule (teams played thus far) as No. 11 in the country.

ROY WILLIAMS COURT

- On 8/23/18, Carolina officially dedicated the Tar Heels' home floor as Roy Williams Court at the Dean E. Smith Center.
- The dedication was part of a two-day Carolina Basketball reunion of more than 300 players, coaches, managers and staff.

HALL OF FAMERS SCOTT, PERKINS

- Charlie Scott was inducted in the Naismith Memorial Basketball Hall of Fame in September 2018.
- Scott is the 10th Tar Heel in the Naismith Hall of Fame, joining Ben Carnevale (inducted in 1970), Frank McGuire (1977), Dean Smith (1983), Billy Cunningham (1986), Bob McAdoo (2000), Larry Brown (2002), James Worthy (2003), Roy Williams (2007) and Michael Jordan (2009).
- Sam Perkins was inducted in the NABC College Basketball Hall of Fame in November 2018 in Kansas City.
- Perkins is the 11th Tar Heel in the College Hall of Fame with Brown, Carnevale, Cunningham, Phil Ford, McAdoo, McGuire, Scott, Smith, Williams and Worthy.

2018-19 TAR HEELS IN THE PROS

NBA

Harrison Barnes, Dallas
Reggie Bullock, Detroit
Vince Carter, Atlanta
Ed Davis, Brooklyn
Wayne Ellington, Miami
Raymond Felton, Oklahoma City
Danny Green, Toronto
John Henson, Cleveland
Justin Jackson, Sacramento
Marvin Williams, Charlotte

G-League

Joel Berry II, Los Angeles Lakers
Tony Bradley, Utah
Isaiah Hicks, New York
Theo Pinson, Brooklyn

International

Marcus Ginyard, Romania
Will Graves, Israel
Tyler Hansbrough, China
Desmond Hubert, Sweden
Joel James, Japan
Justin Knox, Italy
Ty Lawson, China
James Michael McAdoo, Italy
Marcus Paige, Serbia
Reyshawn Terry, Puerto Rico
Deon Thompson, Spain
J.P. Tokoto, Israel
Justin Watts, Lithuania
Jawad Williams, Japan

UNC-VIRGINIA TECH RESULTS



CAROLINA vs. VIRGINIA TECH (UNC LEADS, 67-14)

Date	W-L	NC	VT	Site	Rank	Coach
2-16-12	L	28	37	home, Bynum Gym	—	NC
2-25-13	W	29	9	home, Bynum Gym	—	NC
2-8-16	L	27	44	away	—	CD
2-13-17	W	31	23	home, Bynum Gym	—	HP
2-28-17	L	22	30	away	—	HP
2-19-19	L	14	37	away	—	none
2-20-19	L	22	28	Roanoke	—	none
2-26-25	W	42	13	Atlanta, Municipal Auditorium, SoCon	—	MM
2-3-27	W	36	22	home, Indoor Athletic Court	—	JA
1-31-29	W	33	27	home, Indoor Athletic Court	—	JA
2-5-30	W	30	21	away	—	JA
2-21-30	W	41	23	home, Indoor Athletic Court	—	JA
1-23-31	L	28	31	home, Indoor Athletic Court	—	JA
2-5-31	W	30	24	away	—	JA
1-15-32	W	38	26	home, Indoor Athletic Court	—	GS
2-5-32	W	31	20	away	—	GS
1-13-33	W	58	26	home, Indoor Athletic Court	—	GS
2-24-33	W	32	27	Raleigh, Mem. Auditorium, SoCon	—	GS
1-11-34	W	31	14	away	—	GS
1-26-34	W	42	21	home, Indoor Athletic Court	—	GS
1-12-35	W	29	9	away	—	GS
1-28-35	W	29	13	home, Indoor Athletic Court	—	GS
1-10-36	W	40	21	away	—	WS
1-28-36	W	34	26	home, Indoor Athletic Court	—	WS
1-12-37	W	38	26	away	—	WS
2-16-37	W	41	25	home, Indoor Athletic Court	—	WS
1-13-38	W	38	32	away	—	WS
1-18-39	L	35	36	home, Woollen Gym	—	WS
1-11-40	W	46	25	Winston-Salem	—	BL
1-31-41	W	60	35	home, Woollen Gym	—	BL
1-15-43	W	38	35	away	—	BL
1-22-44	W	42	29	home, Woollen Gym	—	BL
2-25-44	W	39	24	Raleigh, Mem. Auditorium, SoCon	—	BL
1-18-45	W	55	30	away	—	BC
1-24-45	W	60	28	home, Woollen Gym	—	BC
1-12-46	W	48	40	away	—	BC
2-15-46	W	63	42	home, Woollen Gym	—	BC
2-7-47	W	57	51	home, Woollen Gym	—	TS
1-9-48	W	39	31	away	—	TS
1-26-48	W	68	35	home, Woollen Gym	—	TS
3-4-48	W	61	40	Durham, Duke Indoor Stadium, SoCon	—	TS
1-8-49	W	56	48	away	—	TS
1-24-49	W	78	59	home, Woollen Gym	—	TS
12-5-49	L	48	62	away	—	TS
1-27-50	W	66	53	home, Woollen Gym	—	TS
1-18-64	L (2ot)	88	90	home, Woollen Gym	—	DES
2-12-66	L	75	81	home, Carmichael	—	DES
2-25-67	W	110	78	home, Carmichael	5/-	DES
12-2-67	W	89	76	home, Carmichael	4/-	DES
2-10-68	W	80	70	away, Cassell Coliseum	3/-	DES
1-11-69	W	99	77	home, Carmichael	2/-	DES
2-25-70	W	98	70	home, Carmichael	19/-	DES
12-11-71	W	93	60	home, Carmichael	3/-	DES
12-9-72	W	96	82	Charlotte Coliseum	13/-	DES
12-20-73	W	83	78	Charlotte Coliseum	4/-	DES
2-17-75	W	87	75	away, Cassell Coliseum	11/-	DES
12-6-75	W	88	75	home, Carmichael	4/-	DES
12-11-76	W	81	77	Roanoke	12/-	DES
2-4-78	W	101	88	Charlotte Coliseum	6/-	DES
2-3-79	W (ot)	92	80	Charlotte Coliseum	4/-	DES
12-9-92	W	78	62	Roanoke	5/-	DES
1-21-95	W	87	76	Greensboro Coliseum	3/-	DES
12-6-97	W	78	57	Charlotte Coliseum	3/-	BG

UNC VS. VIRGINIA TECH IN THE ROY WILLIAMS/ACC ERA

Date	W-L	NC	VT	Site	Rank	Coach
12-19-04	W	85	51	away, Cassell Coliseum	5/-	RW
1-10-06	W	64	61	away, Cassell Coliseum	20/-	RW
1-13-07	L	88	94	away, Cassell Coliseum	1/-	RW
2-13-07	L (ot)	80	81	home, Smith Center	4/-	RW
2-16-08	W	92	53	home, Smith Center	5/-	RW
3-15-08	W	68	66	Charlotte Coliseum, ACC	1/-	RW
3-4-09	W	86	78	away, Cassell Coliseum	2/-	RW
3-13-09	W	79	76	Atlanta, Georgia Dome, ACC	1/-	RW
1-10-10	W	78	64	home, Smith Center	9/-	RW
2-4-10	L	70	74	away, Cassell Coliseum	—	RW
1-13-11	W	64	61	home, Smith Center	—	RW
1-19-12	W	82	68	away, Cassell Coliseum	8/-	RW
2-2-13	W (ot)	72	60	home, Smith Center	—	RW
3-1-14	W	60	56	away, Cassell Coliseum	19/-	RW
1-18-15	W	68	53	home, Smith Center	15/-	RW
1-24-16	W	75	70	away, Cassell Coliseum	2/-	RW
1-26-17	W	91	72	home, Smith Center	9/-	RW
1-22-18	L	69	80	away, Cassell Coliseum	10/-	RW

UNC-VIRGINIA TECH SERIES NOTES

All-Time— UNC leads, 67-14

UNC vs. Virginia Tech in ACC— 14-4

UNC at home— 31-6 (6-1 at Smith Center, 6-1 at Carmichael Auditorium, 8-2 at Woollen Gymnasium, 9-1 at Indoor Athletic Court, 2-1 at Bynum Gymnasium)

UNC on the road— 21-7 (8-3 at Cassell Coliseum)

UNC at neutral sites— 15-1 (6-0 in Charlotte, 2-0 in Atlanta, 2-0 in Raleigh, 2-1 in Roanoke, 1-0 in Durham, 1-0 in Greensboro, 1-0 in Winston-Salem)

Roy Williams vs. Virginia Tech— 14-4

UNC in Overtime— 2-2

UNC Largest Win— 39 (92-53, 2007-08)

UNC Largest Loss— 23 (14-37, 1918-19)

UNC Most Points— 110 (1966-67)

UNC Bests vs. Virginia Tech (ACC games in parentheses if top performance was not)

Points: 33 by Al Wood, Feb. 3, 1979 (27 by Harrison Barnes, Jan. 19, 2012)

3FGs: 5 by Dante Calabria, Jan. 21, 1995 (5 by Joel Berry II and Justin Jackson, Jan. 26, 2017)

Rebounds: 25 by Billy Cunningham, Jan. 18, 1964 (17 by Brice Johnson, Jan. 24, 2016)

Assists: 9 by Phil Ford, Feb. 17, 1975 (by Kendall Marshall, Jan. 13, 2011)

Blocked Shots: 7 by Rasheed Wallace, Jan. 21, 1995 (6 by Ed Davis, March 4, 2009)

Steals: 6 by Dudley Bradley, Feb. 3, 1979 (3 by eight players, last by Joel Berry II, Brice Johnson and Marcus Paige, Jan. 24, 2016)

Virginia Tech highs since joining the ACC

VT Points vs. UNC: 33 by Zabian Dowdell, Feb. 13, 2007

VT Rebounds: 14 by Deron Washington, Feb. 13, 2007

VT Assists: 10 by Malcolm Delaney, March 13, 2009*

CAROLINA & THE ACC ALL-TIME



	North Carolina	Roy Williams	Boston College	Clemson	Duke	Florida State	Georgia Tech	Louisville	Miami	NC State	Notre Dame	Pitt	Syracuse	Virginia	Virginia Tech	Wake Forest
NCAA Championships	6	3	0	0	5	0	0	3	0	2	0	0	1	0	0	0
Final Fours	20	9	0	0	16	1	2	10	0	3	1	1	6	2	0	1
NCAA Tournament Appearances	49	28	18	12	42	16	16	42	10	27	36	26	39	22	10	23
NCAA Tournament Games	170	102	41	23	148	35	39	119	18	63	78	51	107	51	16	51
NCAA Tournament Wins	124	77	22	11	111	19	23	76	8	37	38	24	68	29	6	28
ACC Regular-Season Titles	31	8	0	1	19	0	2	0	1	7	0	0	0	8	0	4
ACC Regular-Season Wins	687	184	78	353	640	206	250	49	119	469	52	34	54	433	103	435
ACC Tournament Titles	18	3	0	0	20	1	3	0	1	10	1	0	0	3	0	4
ACC Tournament Finals	35	8	1	2	32	2	8	0	1	17	2	0	0	8	0	10
ACC Tournament Wins	100	43	10	20	100	17	26	1	14	71	8	4	1	41	9	44
First-Team All-Americans	63	10	2	2	41	1	4	17	2	15	44	15	24	9	1	9
Consensus First-Team All-Americans	27	5	0	0	22	0	2	7	1	5	23	9	12	5	1	5
National Players of the Year	13	2	0	0	11	0	1	2	0	2	3	1	2	3	0	2
First-Team All-ACC	77	16	6	12	69	4	14	1	3	40	2	0	2	24	14	34
ACC Players of the Year	15	4	1	1	16	0	1	0	0	8	0	0	0	5	1	10
ACC Coaches of the Year	12	1	0	2	10	3	5	0	2	9	0	0	0	7	2	7
Top 10 AP Poll Finishes	37	10	2	0	37	2	3	16	4	7	13	6	12	7	0	6
No. 1 AP Poll Finishes	6	1	0	0	7	0	0	1	0	1	0	0	0	1	0	0
Highest AP Poll Finish	1	1	7	14	1	10	6	1	5	1	4	3	2	1	22	3
First-Team Academic All-Americans	10	3	2	0	13	0	5	1	0	4	13	0	1	3	0	0
ACC Scholar-Athletes of the Year	5	5	0	1	1	0	0	0	2	0	0	1	0	1	0	0
NBA First-Round Draft Picks	49	29	10	7	45	12	19	25	5	16	20	5	24	8	1	14
NBA Draft Picks	112	38	34	28	95	44	45	75	22	66	63	28	70	38	26	49
NBA Most Valuable Players	6	0	0	0	0	1	0	1	0	0	0	0	0	0	0	2
NBA Rookies of the Year	5	0	0	0	3	1	0	2	1	0	1	0	3	2	0	2
NBA Finals MVPs	7	1	0	0	0	0	0	1	1	0	0	0	0	0	0	3
Naismith Hall of Famers	10	0	1	0	3	1	0	3	1	2	5	2	3	1	0	0

Williams' numbers include 31 seasons as a head coach, including 15 at Kansas from 1988-2003 and his first 15 at Carolina win totals through 1/20/19

WILLIAMS IN THE ACC/NCAA STATS



Carolina/Roy Williams in the ACC Rankings

Category	2004	05	06	07	08	09	10	11	12	13	14	15	16	17	18
Scoring	2	1	2	1	1	1	3	2	1	16	2	3	1	1	2
Scoring Defense	7	8	8	5	11	11	12	9	7	9	12	13	7	7	12
Scoring Margin	4	1	2	1	1	1	10	3	1	4	5	5	2	1	3
FG%	4	1	4	1	1	2	7	5	1	7	2	3	2	6	7
FG% Defense	8	3	1	3	5	4	8	4	2	8	8	3	3	4	7
3FGs/Game	6	4	4	11	10	4	10	10	10	1	15	12	15	9	5
3FG%	5	1	4	8	3	1	9	11	8	4	9	4	13	13	9
3FG% Defense	7	4	4	6	3	8	11	6	5	7	4	1	11	7	15
FT%	5	2	5	5	2	2	11	11	8	10	15	5	4	10	4
Offensive Reb/Game	2	5	3	2	2	3	1	1	1	1	1	2	1	1	1
Rebounds/Game	2	2	1	1	1	1	2	1	1	2	1	1	1	1	1
Rebound Margin	1	3	1	1	1	1	2	1	1	5	3	2	1	1	1
Assists/Game	1	1	1	1	1	1	2	2	1	1	2	1	1	1	1
Assist/Turnover	1	3	4	1	1	1	5	5	1	1	6	4	1	2	2

Carolina/Roy Williams in the NCAA Rankings (Top 10)

Category	2004	05	06	07	08	09	10	11	12	13	14	15	16	17	18
Scoring	4	1	-	2	2	2	-	-	3	-	-	-	10	-	-
Scoring Defense	-	-	-	-	-	-	-	-	-	-	-	-	-	-	-
Scoring Margin	-	1	-	2	3	1	-	-	4	-	-	-	9	8	-
FG%	-	5	-	4	10	-	-	-	-	-	-	-	-	-	-
FG% Defense	-	-	-	-	-	-	-	-	-	-	-	-	-	-	-
3FGs/Game	-	-	-	-	-	-	-	-	-	-	-	-	-	-	-
3FG%	-	7	-	-	-	-	-	-	-	-	-	-	-	-	-
3FG% Defense	-	-	-	-	-	-	-	-	-	-	-	-	-	-	-
FT%	-	-	-	-	-	-	-	-	-	-	-	-	-	-	-
Offensive Reb/Game	-	-	-	-	-	-	-	-	10	-	-	-	7	1	7
Rebounds/Game	-	-	-	-	-	-	-	-	-	-	-	2	-	1	1
Rebound Margin	-	8	5	3	1	-	-	-	1	-	-	9	9	1	3
Assists/Game	5	1	6	3	-	4	-	-	4	3	-	2	4	4	T4
Assist/Turnover	-	-	-	-	-	4	-	-	8	9	-	-	3	7	9
Winning Pct	-	2	-	10	3	1	-	-	5	-	-	-	8	-	-

UNC/ACC IN THE ROY WILLIAMS ERA



through 1/20/2019

OVERALL WINS

Duke	452
North Carolina	438
Louisville	407
Syracuse	390
Pitt	364
Notre Dame	348
Virginia	330
Florida State	326
Miami	313
NC State	310
Clemson	298
Virginia Tech	281
Georgia Tech	262
Boston College	261
Wake Forest	254

ACC REGULAR-SEASON WINS

Duke	190
North Carolina	184
Virginia	146
Florida State	132
Miami (2004-05 to present)	119
Clemson	118
NC State	115
Virginia Tech (2004-05 to present)	103
Wake Forest	95
Georgia Tech	93
Boston College (2005-06 to present)	78
Syracuse (2013-14 to present)	54
Notre Dame (2013-14 to present)	52
Louisville (2014-15 to present)	49
Pitt (2013-14 to present)	34

ACC ROAD WINS (CONFERENCE GAMES ONLY)

North Carolina	82
Duke	80
Virginia	56
Florida State	46
NC State	46
Miami (2004-05 to present)	44
Clemson	36
Virginia Tech (2004-05 to present)	35
Georgia Tech	28
Boston College (2005-06 to present)	26
Wake Forest	23
Notre Dame (2013-14 to present)	21
Syracuse (2013-14 to present)	21
Louisville (2014-15 to present)	20
Pitt (2013-14 to present)	14

ACC REGULAR-SEASON CHAMPIONSHIPS

UNC (2005-07-08-09-11-12-16-17)	8
Virginia (2007-14-15-18)	4
Duke (2004-06-10)	3
Maryland (2010)	1
Miami (2013)	1

ACC TOURNAMENT CHAMPIONSHIPS

Duke (2005-06-09-10-11-17)	6
North Carolina (2007-08-16)	3
Virginia (2014-18)	2
Maryland (2004)	1
Florida State (2012)	1
Miami (2013)	1
Notre Dame (2015)	1

ACC TOURNAMENT CHAMPIONSHIP GAME APPEARANCES

UNC (2007-08-11-12-13-15-16-18)	8
Duke (2004-05-06-09-10-11-14-17)	8
Virginia (2014-16-18)	3
Georgia Tech (2005-10)	2
Florida State (2009-12)	2
Notre Dame (2015-17)	2
Maryland (2004)	1
Boston College (2006)	1
NC State (2007)	1
Clemson (2008)	1
Miami (2013)	1

ACC TOURNAMENT WINS

Duke	28
North Carolina	25
NC State	15
Miami (2004-05 to present)	14
Virginia	14
Florida State	11
Boston College (2005-06 to present)	10
Georgia Tech	10
Virginia Tech (2004-05 to present)	9
Notre Dame (2013-14 to present)	8
Clemson	7
Wake Forest	5
Pitt (2013-14 to present)	4

NCAA TOURNAMENT APPEARANCES

Duke	15
North Carolina	14
Louisville	12
Pitt	11
Syracuse	11
Notre Dame	9
NC State	8
Virginia	7
Florida State	6
Boston College	5
Clemson	5
Miami	5
Wake Forest	5
Georgia Tech	4
Virginia Tech	3

NCAA TOURNAMENT CHAMPIONSHIPS

North Carolina (2005-09-17)	3
Duke (2010-15)	2
Louisville (2013)	1

NCAA TOURNAMENT WINS

North Carolina	43
Duke	34
Louisville	27
Syracuse	21
Pitt	12
Notre Dame	9
NC State	9
Virginia	8
Florida State	7
Georgia Tech	7
Boston College	5
Miami	5
Wake Forest	4
Clemson	3
Virginia Tech	1

NCAA FINAL FOURS

North Carolina (2005-08-09-16-17)	5
Duke (2004-10-15)	3
Louisville (2005-12-13)	3
Syracuse (2013-16)	2
Georgia Tech (2004)	1

NCAA SWEET 16s

Duke (2004-05-06-09-10-11-13-15-16-18)	10
UNC (2005-07-08-09-11-12-15-16-17)	9
Syracuse (2004-09-10-11-12-13-14-16-18)	9
Louisville (2005-08-09-12-13-14-15)	7
NC State (2005-12-15)	3
Pitt (2004-07-09)	3
Florida State (2011-18)	2
Miami (2013-16)	2
Notre Dame (2015-16)	2
Virginia (2014-16)	2
Clemson (2018)	1
Georgia Tech (2004)	1
Wake Forest (2004)	1

NBA DRAFT PICKS

Duke	28
North Carolina	23
Syracuse	16
Louisville	11
Florida State	10
Georgia Tech	7
Miami	7
NC State	6
Boston College	6
Pitt	6
Virginia	6
Wake Forest	5
Clemson	3
Notre Dame	3
Virginia Tech	2

NBA FIRST-ROUND DRAFT PICKS

Duke	21
North Carolina	19
Syracuse	11
Georgia Tech	6
Louisville	6
NC State	5
Wake Forest	5
Boston College	4
Florida State	4
Miami	2
Clemson	1
Notre Dame	1
Pitt	1
Virginia	1

ROSTERS, PRONUNCIATION GUIDE



ALPHABETICAL

No.	Player	Yr.	Pos.	Ht.	Wt.	Hometown	High School
1	Rechon "Leaky" Black	Fr.	G	6-7	185	Concord, N.C.	Cox Mill (Concord, N.C.)
15	Garrison Brooks	So.	F	6-9	230	Lafayette, Ala.	Auburn (Auburn, Ala.)
25	Caleb Ellis	Jr.	G	6-4	185	Apex, N.C.	Cary Christian School (Cary, N.C.)
42	Brandon Huffman	So.	F	6-10	250	Goldsboro, N.C.	Word of God Christian Academy (Raleigh, N.C.)
13	Cameron Johnson	Gr.	G	6-9	210	Moon Township, Pa.	Our Lady of the Sacred Heart (Coraopolis, Pa.)
5	Nassir Little	Fr.	F	6-6	220	Orange Park, Fla.	Orlando Christian Prep (Orlando, Fla.)
21	Sterling Manley	So.	F	6-11	235	Pickerington, Ohio	Pickerington Central (Pickerington, Ohio)
32	Luke Maye	Sr.	F	6-8	240	Huntersville, N.C.	Hough (Cornelius, N.C.)
35	* Ryan McAdoo	So.	F	6-5	201	Boca Raton, Fla.	Saint Andrew's School (Boca Raton, Fla.)
22	Walker Miller	So.	F	6-10	230	Greensboro, N.C.	New Hampton Prep (New Hampton, N.H.)
3	Andrew Platek	So.	G	6-3	200	Guilderland, N.Y.	Northfield Mount Hermon School (Mount Hermon, Mass.)
4	Brandon Robinson	Jr.	G	6-4	170	Douglasville, Ga.	Douglas County (Douglasville, Ga.)
11	Shea Rush	Jr.	F	6-5	210	Fairway, Kan.	The Barstow School (Kansas City, Mo.)
30	K.J. Smith	So.	G	6-2	175	Calabasas, Calif.	IMG Academy (Bradenton, Fla.)
2	Coby White	Fr.	G	6-5	185	Goldsboro, N.C.	Greenfield School (Wilson, N.C.)
24	Kenny Williams	Sr.	G	6-4	185	Midlothian, Va.	Bird (Chesterfield, Va.)
0	Seventh Woods	Jr.	G	6-2	185	Columbia, S.C.	Hammond School (Columbia, S.C.)

* McAdoo transferred to UNC from Florida Gulf Coast. He will sit out the 2018-19 season per NCAA transfer rules.

Head Coach: Roy Williams (16th year as UNC's head coach, 31st as a college head coach)

Assistant Coaches: Steve Robinson (16th year at UNC), Hubert Davis (7th year at UNC), Brad Frederick (6th year at UNC)

Director of Operations: Sean May (4th year)

Director of Strength and Conditioning: Jonas Sahratian (15th year)

Director of Player Development: Eric Hoots (15th year)

Athletics Trainer: Doug Halverson (6th year)

Managers: Drew Seagroves (head manager), Tyson Creech, Trey Miles, Taylor Burch, Madison Ginn, Kiersten Steinbacher

NUMERICAL

No.	Player	Yr.	Pos.	Ht.	Wt.	Hometown	High School
0	Seventh Woods	Jr.	G	6-2	185	Columbia, S.C.	Hammond School (Columbia, S.C.)
1	Rechon "Leaky" Black	Fr.	G	6-7	185	Concord, N.C.	Cox Mill (Concord, N.C.)
2	Coby White	Fr.	G	6-5	185	Goldsboro, N.C.	Greenfield School (Wilson, N.C.)
3	Andrew Platek	So.	G	6-3	200	Guilderland, N.Y.	Northfield Mount Hermon School (Mount Hermon, Mass.)
4	Brandon Robinson	Jr.	G	6-4	170	Douglasville, Ga.	Douglas County (Douglasville, Ga.)
5	Nassir Little	Fr.	F	6-6	220	Orange Park, Fla.	Orlando Christian Prep (Orlando, Fla.)
11	Shea Rush	Jr.	F	6-5	210	Fairway, Kan.	The Barstow School (Kansas City, Mo.)
13	Cameron Johnson	Gr.	G	6-9	210	Moon Township, Pa.	Our Lady of the Sacred Heart (Coraopolis, Pa.)
15	Garrison Brooks	So.	F	6-9	230	Lafayette, Ala.	Auburn (Auburn, Ala.)
21	Sterling Manley	So.	F	6-11	235	Pickerington, Ohio	Pickerington Central (Pickerington, Ohio)
22	Walker Miller	So.	F	6-10	230	Greensboro, N.C.	New Hampton Prep (New Hampton, N.H.)
24	Kenny Williams	Sr.	G	6-4	185	Midlothian, Va.	Bird (Chesterfield, Va.)
25	Caleb Ellis	Jr.	G	6-4	185	Apex, N.C.	Cary Christian School (Cary, N.C.)
30	K.J. Smith	So.	G	6-2	175	Calabasas, Calif.	IMG Academy (Bradenton, Fla.)
32	Luke Maye	Sr.	F	6-8	240	Huntersville, N.C.	Hough (Cornelius, N.C.)
35	* Ryan McAdoo	So.	F	6-5	201	Boca Raton, Fla.	Saint Andrew's School (Boca Raton, Fla.)
42	Brandon Huffman	So.	F	6-10	250	Goldsboro, N.C.	Word of God Christian Academy (Raleigh, N.C.)

PRONUNCIATIONS

Players

Rechon "Leaky" Black (RAY-shon LEE-key)

Nassir Little (nuh-SEER)

Andrew Platek (PLAY-teck)

Leaky Black is acceptable first reference (his middle name is Malik)

Staff:

Jonas Sahratian (JOE-nus suh-RAY-shun)

SCHEDULE



DAY	DATE	OPPONENT/EVENT	SITE	TIME (Eastern)	TV
Fri.	Nov. 2	Mount Olive (exhibition)	Chapel Hill	W, 107-64	ACC Network Extra
Tue.	Nov. 6	at Wofford (Richardson Indoor Stadium)	Spartanburg, S.C.	W, 78-67 (1-0)	ESPN2
Fri.	Nov. 9	at Elon (Schar Center)	Elon, N.C.	W, 116-67 (2-0)	ESPNU
Mon.	Nov. 12	Stanford	Chapel Hill	W, 90-72 (3-0)	ESPN2
Continental Tire Las Vegas Invitational					
Fri.	Nov. 16	Tennessee Tech	Chapel Hill	W, 108-58 (4-0)	RSN
Mon.	Nov. 19	Saint Francis	Chapel Hill	W, 101-76 (5-0)	ACC Network Extra
Continental Tire Las Vegas Invitational (Orleans Arena)					
Thu.	Nov. 22	vs. Texas	Las Vegas, Nev.	L, 89-92 (5-1)	FS1
Fri.	Nov. 23	vs. UCLA	Las Vegas, Nev.	W, 94-78 (6-1)	Fox
ACC-Big Ten Challenge					
Wed.	Nov. 28	at Michigan (Crisler Center)	Ann Arbor, Mich.	L, 67-84 (6-2)	ESPN
Wed.	Dec. 5	UNCW	Chapel Hill	W, 97-69 (7-2)	ESPN2
Sat.	Dec. 15	Gonzaga	Chapel Hill	W, 103-90 (8-2)	ESPN2
CBS Sports Classic (United Center)					
Sat.	Dec. 22	vs. Kentucky	Chicago, Ill.	L, 72-80 (8-3)	CBS
Sat.	Dec. 29	Davidson	Chapel Hill	W, 82-60 (9-3)	ESPN2
Wed.	Jan. 2	Harvard	Chapel Hill	W, 77-57 (10-3)	ESPN2
Sat.	Jan. 5	at Pittsburgh (Petersen Events Center)	Pittsburgh, Pa.	W, 85-60 (11-3, 1-0)	Raycom
Tue.	Jan. 8	at NC State (PNC Arena)	Raleigh, N.C.	W, 90-82 (12-3, 2-0)	ESPN
Sat.	Jan. 12	Louisville	Chapel Hill	L, 62-83 (12-4, 2-1)	ESPN
Tue.	Jan. 15	Notre Dame	Chapel Hill	W, 75-69 (13-4, 3-1)	ESPN
Sat.	Jan. 19	at Miami (Watsco Center)	Coral Gables, Fla.	W, 85-76 (14-4, 4-1)	ESPN2
Mon.	Jan. 21	Virginia Tech	Chapel Hill	7 p.m.	ESPN
Tue.	Jan. 29	at Georgia Tech (McCamish Pavilion)	Atlanta, Ga.	7 p.m.	RSN
Sat.	Feb. 2	at Louisville (KFC Yum! Center)	Louisville, Ky.	2 p.m.	ESPN
Tue.	Feb. 5	NC State	Chapel Hill	8 p.m.	Raycom
Sat.	Feb. 9	Miami	Chapel Hill	Noon	Raycom
Mon.	Feb. 11	Virginia	Chapel Hill	7 p.m.	ESPN
Sat.	Feb. 16	at Wake Forest (Lawrence Joel Veterans Coliseum)	Winston-Salem, N.C.	Noon	Raycom
Wed.	Feb. 20	at Duke (Cameron Indoor Stadium)	Durham, N.C.	9 p.m.	ESPN and Raycom
Sat.	Feb. 23	Florida State	Chapel Hill	3:45 p.m.	CBS
Tue.	Feb. 26	Syracuse	Chapel Hill	7 or 9 p.m.	ESPN or Raycom
Sat.	Mar. 2	at Clemson (Littlejohn Coliseum)	Clemson, S.C.	4 or 6 p.m.	ESPN or ESPN2
Tue.	Mar. 5	at Boston College (Conte Forum)	Chestnut Hill, Mass.	8 p.m.	Raycom
Sat.	Mar. 9	Duke	Chapel Hill	6 or 8 p.m.	ESPN
Atlantic Coast Conference Tournament (Spectrum Center)					
Tue.	Mar. 12	First Round	Charlotte, N.C.	Noon, 2:20 p.m. 7 p.m.	ESPN2/Raycom ESPNU/Raycom
Wed.	Mar. 13	Second Round	Charlotte, N.C.	Noon, 2:20 p.m. 7, 9:20 p.m.	ESPN/Raycom ESPN2/Raycom
Thu.	Mar. 14	Quarterfinals	Charlotte, N.C.	Noon, 2:20, 7, 9:20 p.m.	ESPN/Raycom
Fri.	Mar. 15	Semifinals	Charlotte, N.C.	7 and 9:20 p.m.	ESPN or ESPN2/Raycom
Sat.	Mar. 16	Championship	Charlotte, N.C.	8:30 p.m.	ESPN/Raycom



NCAA Tournament Sites

First Four: March 19 & 20 – Dayton, Ohio

First & Second Rounds: March 21 & 23– Hartford, Conn.; Jacksonville, Fla.; Des Moines, Iowa; Salt Lake City, Utah; March 22 & 24– Columbia, S.C.; Columbus, Ohio; Tulsa, Okla.; Seattle, Wash

Regionals: March 28 & 30– Louisville, Ky. (South); Anaheim, Calif. (West); March 29 & 31: Washington, D.C. (East); Kansas City, Mo. (Midwest)

Final Four: April 6 & 8– Minneapolis, Minn.

Home games at Roy Williams Court at the Dean E. Smith Center

ACC Network Extra is an Atlantic Coast Conference dedicated live-events digital network available to authenticated subscribers of ESPN3 available on WatchESPN and the ESPN app.

RSN (regional sports networks include FOX Sports Florida, FOX Sports Sun, FOX Sports South, NBC Sports Washington, AT&T SPORTSNET Pittsburgh, YES NESN, FOX Sports Indiana, FOX Sports Midwest)

POSTGAME NOTES



GAME 1: UNC 78, WOFFORD 67

- Luke Maye led all scorers with 24 points, Garrison Brooks scored 13 of his career-high 20 in the opening half and Cameron Johnson added five three-pointers in UNC's 78-67 win at Wofford.
- The win improved UNC to 97-12 in season-opening games, including 15-1 under Roy Williams.
- It was Maye's 14th career 20-point game.
- Brooks made a career-high nine field goals (previous was five). It was the sixth time he scored in double figures. His previous high was 14 against Northern Iowa in the 2017-18 opener.
- Johnson was 5 for 7 from three-point range. It was the seventh time he made at least five threes in a game (third time as a Tar Heel.)
- Johnson broke a 46-all tie with a three, and added two more threes in a 14-5 UNC run that gave the Tar Heels a 60-51 lead.
- Freshmen Coby White and Nassir Little combined for 15 points and five assists.
- White became the 35th Tar Heel to start his first game as a freshman (the 15th under Roy Williams).

GAME 2: UNC 116, ELON 67

- The 116 points were the most by the Tar Heels since a 116-48 win over UNC Asheville in Chapel Hill on 11/30/2008 and tied the record for most points in the Roy Williams era.
- The 49-point win was the largest road win in the Roy Williams era.
- Carolina held Elon to 16.1 percent shooting from the floor in the second half (5 of 31 field goal attempts). That was the lowest in a half by an opponent in the Roy Williams era (previous low was 16.7 percent by Radford in the second half of an 2009 NCAA Tournament first round game).
- Johnson and Little led the Tar Heels with 21 points apiece.
- Johnson and Little became the third and fourth Tar Heels in the first two games to score 20 or more points (Maye had 24 and Brooks 20 at Wofford). That had not been accomplished at UNC in more than 50 years.
- Little became the first Tar Heel freshman to score 20 points in a game since Justin Jackson had 22 against Virginia in the 2015 ACC Tournament.
- Point guards Seventh Woods, Leaky Black and White combined for 12 assists and one turnover.

GAME 3: UNC 90, STANFORD 72

- Johnson led all scorers with 17 and Maye had 16 points and eight rebounds.
- The Tar Heels shot 60 percent from the floor (21 of 35), turned the ball over only five times and held the Cardinal to 35.5 percent shooting in building a 52-26 advantage at the half.
- Carolina improved to 102-7 in home openers, including 30-2 in the Smith Center.
- UNC has won 86 of its last 88 home openers, including 17 in a row.
- Carolina is 12-0 against Stanford, the second-most wins by UNC against any opponent without a loss (19-0 vs. The Citadel).

GAME 4: UNC 108, TENNESSEE TECH 58

- Carolina won for the 200th time against non-conference opponents in the Smith Center in 216 games.
- Carolina had season highs in assists (29), blocks (8), steals (16), free throws (21 for 26), rebound margin (54-24) and scoring margin (108-58).
- The Tar Heels shot 55.5 percent from the floor.
- The Tar Heels were credited with 29 fastbreak points, more than any game in at least three seasons. The season-high last year was 21.
- Carolina scored 30 second-chance points, most since scoring 36 against Nicholls on 12/19/2011.
- The 50-point margin of victory was UNC's largest since beating NC State by 51 on 1/8/2017.
- Woods had a career-high eight assists (previous was six against Long Beach on 11/15/2016).
- Woods made a three-pointer and scored seven points, all in the first half. It was the third 3FG of Woods career. He last made a three at Hawai'i on 11/18/16.
- Maye led six Tar Heels in double figures with 15 points.
- Sterling Manley scored a season-high 13, the second-most points in his career. He tied his career high with six field goals (also against Bucknell on 11/15/2017).

GAME 5: UNC 101, SAINT FRANCIS 76

- Carolina improved to 5-0 for the third year in a row and the seventh time in 16 seasons under Roy Williams.
- Carolina went on an 11-0 run after Saint Francis out-scored the Tar Heels, 16-6, to begin the second half to close within 58-52.
- It was the first time UNC scored 100 points in consecutive games since the 2016 Maui Invitational against Chaminade and Oklahoma State.
- Johnson led UNC in scoring with 20 points. It was his second 20-point game of the season and the 10th of his career.
- Maye had his first double-double of the season with 11 points and 11 rebounds.
- Williams tied his previous career high in assists with six in the first half and finished with a career-best nine.

GAME 6: TEXAS 92, CAROLINA 89

- White scored 33 for UNC and Kerwin Roach II had 32 for the Longhorns. It was the first time a player on each team scored 30 or more points since Carolina's previous game in Las Vegas, against Kentucky on 12/16/2017 (Justin Jackson had 34 for the Tar Heels and Malik Monk scored 47 for UK).
- Carolina shot 44.3 percent from the floor, its lowest in the first six games.
- Carolina made a season-high 11 threes and allowed a season-high 11 threes.
- Texas became the first opponent to shoot 50 percent from the floor (.525) against the Tar Heels this season.
- Texas scored 31 points off 17 Tar Heel turnovers, the most since Vanderbilt scored 31 in San Juan on 11/21/2010.
- White's 33 points were the most by a UNC freshman since Harrison Barnes scored 40 against Clemson on 3/12/2011 in the ACC Tournament. It is the third-most points ever by a UNC freshman.

- White made seven three-pointers, the second most by a UNC freshman (Raymond Felton made eight, which equals the school record, against NC State on 1/26/2003).
- Johnson scored 16 points and hit the 1,000-point mark in his career.
- Brooks tied his career high with five offensive rebounds and total rebounds with eight.
- Carolina trailed at the half for the first time this year.

GAME 7: UNC 94, UCLA 78

- Carolina won its 12th consecutive game against the Pac-12 and improved to 13-1 against Pac-12 opponents under Roy Williams.
- Carolina committed a season-low six turnovers, including only one in the second half.
- Carolina scored 53 points on 41 possessions in the second half – a season-best 1.29 points per possession for a half.
- Carolina tied its season high with 11 three-pointers.
- It was the fifth time in the first seven games UNC scored 90 or more points.
- Williams scored a season-high 15 points.
- White had 19 points and a season-high eight assists against UCLA.
- Brandon Robinson tied his career high with four assists (and had no turnovers) in 14 minutes of action.
- Johnson and Maye combined for seven first-half points and 23 in the second half.
- Johnson finished with 14 points, 11 of which he scored in the second half. He scored UNC's first nine points of the second half.

GAME 8: MICHIGAN 84, UNC 67

- The Wolverines shot 59.3 percent in the second half and 57.4 percent for the game, while UNC made only 12 of 37 shots in the second half (.324).
- Carolina led 21-11 before an 11-0 UM lead gave the Wolverines the lead. It was UNC's second straight loss when leading early in the game by double figures.
- Carolina committed only 10 turnovers, but Michigan converted them into 18 points.
- The Tar Heels scored only 26 of its 67 points in the paint.
- Carolina had season lows in points (game and in a half), field goal percentage (game and half), free throws made, attempted and percentage, assists, blocks and steals.
- Michigan had opponent highs for the first eight games in field goals, FG percentage, three-pointers and 3FG percentage, defensive boards and blocked shots.
- Maye had a season-high 15 rebounds, most by any Tar Heel in the first eight games. It was the seventh time in his career he grabbed at least 15 rebounds.
- White led UNC with 12 points and four assists. It was his third consecutive game as Carolina's leading scorer. Joel Berry II was the only Tar Heel to accomplish that last season. White is the first UNC freshman to do that since Harrison Barnes led four games in a row (twice) in 2010-11.
- It was Carolina's first game ever in Ann Arbor.
- Michigan's two offensive rebounds tied the fewest by an opponent in the Roy Williams era.

GAME 9: UNC 97, UNCW 69

- Johnson led UNC in scoring for the fourth time this season with 21 points. It was his 11th career 20-point game (sixth at UNC and third this season).
- Williams had a game-high eight assists. It was the second time this year he had eight or more assists (his previous high in his first three seasons was six). It was the fifth time this season he has led or tied for the team lead in assists. He did that four times in his first three seasons.
- Woods tied his season high with seven points, all in the second half.
- Manley grabbed a season-high 10 rebounds. It was the third time in his career he had double-figure rebounds and the first since the 2018 NCAA first round vs. Lipscomb.
- Brandon Huffman scored a season-high seven points.
- Carolina had 23 assists, including 15 on UNC's 18 field goals in the first half.
- The Tar Heels scored 34 points off UNCW's 25 turnovers; it was Carolina's most points off turnovers since scoring 37 against NC State on 1/8/2017.
- The Tar Heels scored 90 or more points for the sixth time in the first nine games.
- UNC scored 53 points in the second half, the eighth time Carolina has scored 50 or more points in a half in the first nine games.
- White did not play due to a sore left ankle; Robinson did not play due to a sore shoulder.
- Carolina made its first change to the starting lineup with Woods replacing White. It was Woods' first career start.
- Carolina improved to 168-18 against in-state, non-ACC teams.

GAME 10: UNC 103, GONZAGA 90

- The 103 points were UNC's second-most ever against an AP top-five team (105 vs. No. 4 Louisville in Final Four consolation game, 3/25/1972; 103 vs. No. 4 Gonzaga; and 101 vs. No. 2 Virginia, 1/15/1983)
- It was the sixth time in 25 games all-time under Roy Williams that UNC won when allowing 90 or points.
- UNC had lost the previous four games when it allowed 80 points. Also had lost the previous four times the opponents shot 50 percent from the floor.
- Carolina improved to 27-22 when playing host to an AP top-five opponent, including 7-1 against top-five, non-conference opponents.
- Out-scored Gonzaga, 27-0, in second-chance points. The 27 second-chance points were the third most in UNC's first 10 games.
- Gonzaga was first opponent to score zero second-chance points since Clemson on 1/16/2018.
- Carolina made a season-high 13 three-pointers (previous high 11 vs. Texas and UCLA).
- UNC committed a season-high 23 turnovers. It was the first time UNC won when committing 20 or more turnovers since committing 20 vs. Syracuse on 1/26/2015.
- Gonzaga's 29 points off UNC turnovers were the second most vs. UNC this year (31 by Texas).
- Maye had 20 points and 16 rebounds. His 20th point was his 1,000th career point.
- It was the 15th 20-point game of Maye's career, 21st double-double and eighth time with 15 or more rebounds.
- Maye was 7 for 7 from the free throw line, the best game of his career (previous best perfect game was 5 for 5 vs. Pitt as a junior)

- Johnson led all scorers with 25 points, the 12th 20-point game of his career, but only the second game with 25 or more.
- Johnson tied his career high with six three-pointers (fifth time in his career...twice at Pitt, three times as a Tar Heel).
- Woods scored a career-high 14 points (had 11 to set a career high just in the first half).
- Woods made six field goals – his previous high in a game was three on three occasions.
- Woods made two three-pointers for the first time in his career (he had made three in his career in 67 previous games).
- Brooks had a career-high nine rebounds (previous was eight). He tied his career high with five offensive rebounds.

GAME 11: KENTUCKY 80, UNC 72

- Carolina committed 18 turnovers that led to 23 Kentucky points, the fourth time in the first 11 games UNC's opponents scored 20 or more points off turnovers.
- Carolina had season lows in offensive rebounds (five), total rebounds (33), points in a half (31 in the first) and points per possession in a half (.69 in the first, 31 points on 45 possessions).
- Carolina was out-rebounded for the first time this season (44-33).
- Johnson led UNC in scoring (17) for the third game in a row and sixth time in 11 games, but tied his career high with five turnovers.
- Kentucky had 24 assists on 28 baskets. The 24 assists were the most by an opponent in the first 11 games.
- Kentucky point guard Ashton Hagans made eight steals, which equaled the second-most by an opponent vs. UNC and were the most since Maryland's Juan Dixon had eight in 2002. Hagans tied UK's single-game record and were the most against a Roy Williams-coached UNC team.
- The loss dropped UNC to 3-2 in the CBS Sports Classic and 4-4 in Chicago.

GAME 12: UNC 82, DAVIDSON 60

- Carolina held the Wildcats to 29.9 percent shooting from the floor, lowest by an opponent in the first 12 games.
- Davidson's 38 three-point attempts were the most by an opponent this year to date.
- Carolina ended the first half on a 20-4 run over the final 9:02. Davidson led 24-19 after free throws with 9:03 to play. Neither team scored again until Brooks' three-point play with 6:40 to play.
- The Tar Heels scored 19 points in the first 13:30, then scored 20 points in the final 6:40 of the first half.
- Carolina also out-scored the Wildcats 14-4 to start the second half to increase the run to 34-8 over a span of 14:10.
- Carolina held the Wildcats to 11 points over an 18:03 stretch midway through the game.
- Maye had his fourth double-double of the season and 22nd of his career with 11 points and a game-high 14 rebounds (10 rebounds in the opening half).
- Johnson did not score until the 6:14 mark of the first half but finished with a game-high 17 points.
- White had seven assists before he scored a single point.

GAME 13: UNC 77, HARVARD 57

- Carolina allowed a season-low 57 points.
- Carolina held Harvard to .70 points per possession for the game, the second-lowest by an opponent in the first 13 games.
- Harvard shot six more free throws than UNC in the first half (5 for UNC, 11 for Harvard); in the second half UNC went 15 for 17 from the line and the Crimson was 1 of 2.
- Carolina shot 41.9 percent from the floor, its second-lowest percentage of the season (.394 in the loss at Michigan) and its lowest in a victory.
- Carolina shot a season-high 86.4 percent from the free throw line.
- Carolina shot 34.6 percent from the floor in the second half (9 of 26), its second lowest in a half in the first 13 games (second half at Michigan).
- Carolina forced 22 turnovers (tying the second most by an opponent this year) and out-scored Harvard, 21-9 in points off turnovers.
- Maye (14), Johnson (13) and White (13) led five in double figures.
- Little (12 points) scored in double figures for the second game in a row and shared the team lead in rebounding with seven. It was the first time he has led UNC in rebounding and the seven rebounds tied his season high.

GAME 14: UNC 85, PITT 60

- Cameron Johnson returned to the Petersen Events Center, where he played from 2014-17, and had 15 points, nine rebounds and four assists, and made three 3FGs.
- White led all scorers with 22 points. It was the first time he led UNC in scoring since Michigan and his second 20-point game of the season.
- Carolina's points per possession of .91 was its lowest in a win to date this season.
- UNC made 10 three-pointers (seven in the first half). It was the fifth time this year Carolina made 10 or more threes. The seven threes in the opening 20 minutes equaled the most in a half this year (UNC also made seven in the first half vs. both Saint Francis and Gonzaga).
- Pitt's 19 field goals, two threes and 19 three-point attempts were season lows to date by an opponent.
- Pitt's 20 free throws, 32 free throw attempts, 16 offensive rebounds and 46 total rebounds were season highs to date by UNC opponents.
- Carolina led for 38:35 and never trailed.
- The game was tied 12-12 before Cameron Johnson hit a three to give UNC a 15-12 lead. The Panthers scored to make it 15-14, then the Tar Heels went on a 16-0 run to lead 31-16.
- Carolina held the Panthers without a field goal for 12:10 in the first half. Pitt missed 15 consecutive field goal attempts and UNC forced seven turnovers in that span.
- Brooks had nine points, eight rebounds, five assists and no turnovers. The five assists were a career high and were the first time he led the Tar Heels in assists.
- Maye (17 and 11) became the 29th Tar Heel with 700 or more career rebounds.
- Robinson made a career-high three steals and scored five points in a season-high 15 minutes (the most minutes he played in an ACC game in his career).

GAME 15: UNC 90, NC STATE 82

- It was Carolina's sixth straight win at NC State.
- Carolina tied its season high with 23 turnovers (wins over Gonzaga and NC State).
- It was the most turnovers in a road win since 2/2/2006 at Maryland when UNC committed 24 in a 77-62 win.
- It was the first time UNC won a road game with 20 or more turnovers since Ty Lawson hit a buzzer-beating three at Florida State on 1/28/2009. UNC committed 21 in that win in Tallahassee.
- All five starters scored in double figures for the first time this season.
- NC State came into the game fifth in the country in offensive rebound percentage (.392), but the Tar Heels grabbed 37 defensive rebounds to the Pack's 10 offensive boards (.213).
- Carolina came into the game first in the ACC and sixth nationally in rebound margin (at +11.1) and out-rebounded State by 18 (51-33).
- Carolina was 22 for 26 from the free throw line. It was the third time in the last four games and sixth time overall UNC shot 80 percent or better from the line (UNC is 6-0 in those games).
- Maye (21/11), Johnson (15/11) and Williams (15/10) had double-doubles. This was the first time three Tar Heels had double-doubles since the 2012 NCAA Sweet 16 against Ohio (Tyler Zeller, John Henson and Reggie Bullock).
- It was a career-high 10 rebounds for Kenny Williams and his first career double-double.
- It was Maye's third double-double in the last four games, sixth of the season and 24th of his career.
- It was Johnson's first double-double of the season, his fourth as a Tar Heel and fifth all-time (one at Pitt).
- Johnson had a season-high five assists and made 4 of 7 three-pointers.
- Johnson left the game with 12:36 to play due to leg cramps and did not return.
- The game was tied twice – at 47-all and 53-all. Both times, Johnson broke the tie with a three-pointer. He was fouled and converted a four-point play on the first one.
- Brooks had 11 points, seven rebounds and five assists. It was the second game in a row he led or tied for the lead in assists, the first two times he has done that as a Tar Heel.

GAME 16: LOUISVILLE 83, UNC 62

- Louisville made its first seven shots from the floor and six of its first nine three-point tries, out-rebounded the Tar Heels by nine and held UNC to under 35 percent shooting from the floor.
- Carolina was a season-worst 3 for 22 from three-point range (Johnson 0-4, Maye 1-6, White 0-3, Williams 1-4).
- It was Carolina's first home loss in eight games this season.
- It was the largest home loss in 16 seasons under Roy Williams. The previous was a 69-53 loss to Duke on 3/9/2013.
- It was the largest home loss since 1/31/2002, an 87-58 loss to Duke.
- It was Carolina's third-largest loss in the Smith Center (29 against Duke and 22 against Wake Forest, both in the 2001-02 season).
- It was the largest home loss by a ranked Tar Heel team (AP) against a non-ranked opponent.
- Carolina had season lows in field goals (20), field goal attempts (58), field goal percentage (.345), field goal percentage in a half (.308 in the second), three-pointers (3), three-point

percentage (.136), rebounds (31), assists (tied, 13), points (62) and points in a half (28 in the second).

- Louisville made 11 three-pointers, which tied the most by an opponent this year (11 in losses to Texas and Michigan).
- Carolina's points per possession was a season-low .73 (62 points on 85 possessions). Its previous low was .82 in losses to Michigan and Kentucky.
- Carolina's second-half points per possession was its low in a half this season. UNC scored 28 second-half points on 45 possessions (.62). Previous low was .69 in the first half against Kentucky.
- Williams led UNC in scoring for the first time this season. His 12 points match the dozen scored by Coby White at Michigan for the fewest points by Carolina's leading scorer in any game this season.
- It was Carolina's largest loss to Louisville (previous was a 97-80 loss in Freedom Hall in Louisville on 12/23/1999).

GAME 17: UNC 75, NOTRE DAME 69

- Carolina out-scored the Irish, 12-1, in a 5:35 span in the second half. Notre Dame led 58-57 before the Tar Heels went on the 12-1 run. White (5) and Little (5) accounted for 10 of the 12 Tar Heel points.
- Carolina shot 39.7 percent from the floor. It was the first time this season UNC won when shooting under 40 percent from the floor.
- The teams combined for just three turnovers in the second half – two by the Tar Heels and one by the Irish.
- Carolina's first-half points per possession of .75 (33 points on 44 possessions) was its third-worst in a half this season. In the second half, UNC scored 42 points on 44 possessions (.95).
- White led UNC in scoring (17) for the fifth time and second time in four ACC games.
- Little scored all 11 of his points in the second half. It was the most points in a half since he had all 11 of his points in the second half against Texas on 11/22.
- Johnson did not make a three-pointer for the second game in a row but had a season-high six assists.
- Robinson set a career high with three three-point field goals, all in the first half.
- Notre Dame's John Mooney had 16 points, 19 rebounds and four blocks. The 19 rebounds tied the most by an opponent in the Smith Center and equaled the fourth most by any player in the Smith Center. He had 16 defensive boards, most against a Roy Williams-UNC team.

GAME 18: UNC 85, MIAMI 76

- Carolina shot 55.0 percent from the floor, its second-highest percentage in the first 18 games (highest to date in an ACC game). It was the highest since the Tennessee Tech game (.554).
- It was the first time in eight games UNC shot 50 percent from the floor (first time since Gonzaga).
- Carolina shot 60 percent from the floor in the second half. It was the best second-half shooting game of the season to date and matched the highest in any half (also shot 60 percent in the first half vs. Stanford).
- Carolina's first 10 field goals in the second half were two-pointers. The Tar Heels then made five of their next six baskets from three-point range – three by Johnson and two by Williams.

- Carolina had 26 assists, second most this season and most since UNC had 29 against Tennessee Tech.
- Johnson went 5 for 7 from three-point range and led all scorers with 22 points. It was the third time this year he made at least five threes in a game (five at Wofford, six vs. Gonzaga).
- White tied his season high with eight assists (also vs. UCLA). Maye also tied his season high with four assists and Robinson tied his career best with four.
- Williams scored a season-high 16 points, tied his season high with three three-pointers (also at Michigan) and had six assists and no turnovers. He had a combined seven assists in the previous five games.
- Miami made 7 of 14 three-pointers in the first half, but UNC held the Canes to 2 for 7 from three-point distance in the second half.

HEAD COACH ROY WILLIAMS



- Inducted into the Naismith Basketball Hall of Fame in 2007.
- Won NCAA championships at UNC in 2005, 2009 and 2017 and led KU and Carolina to runnerup finishes in 1991, 2003 and 2016.
- Eight-time National Coach of the Year – 1990, 1991, 1992, 1997, 2005, 2006, 2009 and 2017.
- Seventh in wins by a Division I head coach with 856.

MOST WINS AS DIVISION I HEAD COACH

1115	Mike Krzyzewski (active)
939	Jim Boeheim (active)
902	Bob Knight
879	Dean Smith
876	Adolph Rupp
873	Jim Calhoun
856	Roy Williams (active)
830	Jim Phelan
806	Eddie Sutton
786	Lefty Driesell

through 1/19/19

- In his 31st season as a college head coach with an 856-231 record, including 438-130 in 16 seasons at Carolina.
- Sixth all-time in winning percentage (.787).

- Second all-time behind Adolph Rupp in winning percentage among those who have coached at least 1,000 games.

HIGHEST WINNING PERCENTAGE, ALL-TIME

.826	Clair Bee	Rider, Long Island
.822	Adolph Rupp	Kentucky
.821	Mark Few	Gonzaga (active)
.804	John Wooden	Indiana State, UCLA
.797	John Kresse	Coll. of Charleston
.787	Roy Williams	Kansas, UNC (active)

- Only coach in NCAA history to win 400 games at two schools (438 at Carolina and 418 at Kansas). Also the only coach with at least 300 wins at two schools.
- Led Carolina to 10 AP top-10 finishes in his first 15 years and had 19 top 10s in his first 30 years as a head coach.
- Won eight ACC regular-season championships in his first 15 seasons. No other coach or school won more than three titles in that time.
- Finished first in conference play 17 times in first 30 seasons as a head coach. Led UNC to the highest average finish (2.5) in the ACC over the previous 15 years.
- Won 13 or more ACC regular-season games eight times.

ACC REGULAR-SEASON CHAMPIONSHIPS (2004-2018)

Roy Williams, North Carolina	8
Mike Krzyzewski, Duke	3
Tony Bennett, Virginia	3
Jim Larrafiaga, Miami	1
Dave Leitao, Virginia	1
Gary Williams, Maryland	1

ACC REGULAR-SEASON TITLES (1954-PRESENT)

Dean Smith, North Carolina	17
Mike Krzyzewski, Duke	12
Roy Williams, North Carolina	8
Frank McGuire, UNC & South Carolina	6
Vic Bubas, Duke	4

- One of seven coaches to win three or more ACC Tournament titles – Krzyzewski (14), Smith (13), Everett Case (4), Bubas (4), Norm Sloan (3), Bobby Cremins (3) and Williams (3).
- Is third all-time with 25 ACC Tournament wins. Only Krzyzewski (62) and Smith (58) have more.
- Is tied with Bubas for third in ACC Tournament championship games with eight. Only Smith (21) and Krzyzewski (20) have coached in more ACC Tournament finals.

YEAR-BY-YEAR RESULTS

Year	School	Overall			Big 8/12		Big 8/12 Finish	Big 8/12 Tournament	NCAA Tournament	AP Poll	Coaches Poll
		W	L	Pct.	W	L					
1988-89	Kansas	19	12	.613	6	8	6th	0-1, 1st Round	—	—	—
1989-90	Kansas	30	5	.857	11	3	T-2nd	1-1, Semifinals	1-1, 2nd Round	5	5
1990-91	Kansas	27	8	.771	10	4	T-1st	1-1, Semifinals	5-1, Final Four, 2nd	12	12
1991-92	Kansas	27	5	.844	11	3	1st	3-0, Champions	1-1, 2nd Round	2	2
1992-93	Kansas	29	7	.806	11	3	1st	1-1, Semifinals	4-1, Final Four, T-3rd	9	8
1993-94	Kansas	27	8	.771	9	5	3rd	1-1, Semifinals	2-1, Sweet 16	13	12
1994-95	Kansas	25	6	.808	11	3	1st	1-1, Semifinals	2-1, Sweet 16	5	10
1995-96	Kansas	29	5	.853	12	2	1st	2-1, Finals	3-1, Final Eight	4	5
1996-97	Kansas	34	2	.944	15	1	1st	3-0, Champions	2-1, Sweet 16	1	5
1997-98	Kansas	35	4	.897	15	1	1st	3-0, Champions	1-1, 2nd Round	2	8
1998-99	Kansas	23	10	.697	11	5	T-2nd	3-0, Champions	1-1, 2nd Round	22	23
1999-00	Kansas	24	10	.706	11	5	5th	1-1, Semifinals	1-1, 2nd Round	—	—
2000-01	Kansas	26	7	.788	12	4	T-2nd	1-1, Semifinals	2-1, Sweet 16	12	7
2001-02	Kansas	33	4	.892	16	0	1st	2-1, Finals	4-1, Final Four, T-3rd	2	2
2002-03	Kansas	30	8	.789	14	2	1st	1-1, Semifinals	5-1, Final Four, 2nd	6	2
at Kansas	15 yrs	418	101	.805	175	49	9 1sts	25-11, 4 titles	34-14	9 Top 10s	10 Top 10s
Year	School	Overall			ACC		ACC Finish	ACC Tournament	NCAA Tournament	AP Poll	Coaches Poll
		W	L	Pct.	W	L					
2003-04	UNC	19	11	.633	8	8	5th	0-1, Quarterfinals	1-1, 2nd Round	18	22
2004-05	UNC	33	4	.892	14	2	1st	1-1, Semifinals	6-0, Champions	2	1
2005-06	UNC	23	8	.742	12	4	2nd	1-1, Semifinals	1-1, 2nd Round	10	14
2006-07	UNC	31	7	.816	11	5	T-1st	3-0, Champions	3-1, Final Eight	4	T-5
2007-08	UNC	36	3	.923	14	2	1st	3-0, Champions	4-1, Final Four, T-3rd	1	3
2008-09	UNC	34	4	.895	13	3	1st	1-1, Semifinals	6-0, Champions	2	1
2009-10	UNC	20	17	.541	5	11	T-9th	0-1, First Round	4-1, (NIT finalists)	—	—
2010-11	UNC	29	8	.784	14	2	1st	2-1, Finals	3-1, Final Eight	7	8
2011-12	UNC	32	6	.842	14	2	1st	2-1, Finals	3-1, Final Eight	4	6
2012-13	UNC	25	11	.694	12	6	3rd	2-1, Finals	1-1, 2nd Round	—	—
2013-14	UNC	24	10	.706	13	5	T-3rd	0-1, Quarterfinals	1-1, 2nd Round	19	21
2014-15	UNC	26	12	.684	11	7	5th	3-1, Finals	2-1, Sweet 16	15	12
2015-16	UNC	33	7	.825	14	4	1st	3-0, Champions	5-1, Final Four, 2nd	3	2
2016-17	UNC	33	7	.825	14	4	1st	1-1, Semifinals	6-0, Champions	5	1
2017-18	UNC	26	11	.703	11	7	T-3rd	3-1, Finals	1-1, 2nd Round	10	14
2018-19	UNC	14	4	.778	4	1					
at UNC	16 yrs	438	130	.771	184	73	8 1sts	25-12, 3 titles	43-11, 3 titles	10 Top 10s	8 Top 10s
Career	31 yrs	856	231	.787	359	122	17 1sts	50-23, 7 titles	28 yrs, 77-25 (.755)	19 Top 10s	18 Top 10s
									3 NCAA titles	14 Top 5s	12 Top 5s
									9 Final Fours	2 No. 1s	3 No. 1s

THE WILLIAMS FILE

Overall: 856-231, 31 seasons (.787)
Record at UNC: 438-130, 16 seasons (.771)
NCAA Championships (3): 2005, 2009, 2017
Final Fours (9): 1991, 1993, 2002, 2003, 2005, 2008, 2009, 2016, 2017
NCAA Tournament: 77-25 (.755)
NCAA Tournament at UNC: 43-11 (.796)
NCAA Finals: 3-3
NCAA Finals at UNC: 3-1
National Championship Games (6): 1991, 2003, 2005, 2009, 2016, 2017
National Semifinal: 6-3
National Semifinals at UNC: 4-1
NCAA Elite 8s (13): 1991, 1993, 1996, 2002, 2003, 2005, 2007, 2008, 2009, 2011, 2012, 2016, 2017
NCAA Elite 8 Record: 9-4 (5-3 at UNC)
NCAA Sweet 16s (18): 1991, 1993, 1994, 1995, 1996, 1997, 2001, 2002 and 2003 at Kansas; 2005, 2007, 2008, 2009, 2011, 2012, 2015, 2016 and 2017 at UNC
NCAA Sweet 16: 13-5 (8-1 at UNC)
NCAA 2nd Round: 18-10 (9-5 at UNC)
NCAA 1st Round: 28-0 (14-0 at UNC)
ACC Regular-Season Titles (8): 2005, 2007, 2008, 2009, 2011, 2012, 2016, 2017
ACC Regular-Season: 184-73 (.716)
ACC Home: 102-26 (.797)
ACC Road: 82-47 (.636)
ACC Tournament: 25-12 (.676)
ACC Tournament Titles (3): 2007, 2008, 2016
Home: 421-48 (.898)
Home UNC Record: 220-31 (.876)
Way UNC Record: 111-61 (.645)

- Has won 50 conference tournament games – 25 at Kansas and 25 at Carolina.
- Fourth coach to win 200 ACC games (regular season and Tournament) with Krzyzewski, Smith and Gary Williams.

MOST WINS BY AN ACC HEAD COACH, ALL GAMES

1042	Mike Krzyzewski	Duke
879	Dean Smith	North Carolina
461	Gary Williams	Maryland
438	Roy Williams	North Carolina
354	Bobby Cremins	Georgia Tech

through 1/19/19

MOST WINS BY A HEAD COACH,**ACC REGULAR-SEASON & ACC TOURNAMENT GAMES**

478	Mike Krzyzewski	Duke
422	Dean Smith	North Carolina
210	Gary Williams	Maryland
209	Roy Williams	North Carolina
160	Frank McGuire	UNC, South Carolina

through 1/19/19

- Won 20 or more games 28 times in first 30 years, including 14 times in 15 years at UNC.
- Tied for fifth all-time in 20-win seasons with 28 behind Krzyzewski (34), Jim Boeheim (32), Smith (30), Bob Knight (29) and Lute Olson (28).
- Has 12 30-win season (seven at Carolina). Is second all-time in 30-win seasons in NCAA history (Krzyzewski 14).
- Became the fastest coach to 800 wins in seasons coached (29); previous fastest were Smith and Krzyzewski (33 seasons).

**AVERAGE FINISH
ATLANTIC COAST CONFERENCE
REGULAR SEASON****IN THE ROY WILLIAMS ERA (LAST 15 YEARS)**

School (Years in ACC)	Avg. Finish
Carolina (15)	2.5
Duke (15)	2.6
Louisville (4)	4.5
Virginia (15)	5.3
Florida State (15)	6.2
Notre Dame (5)	6.2
Miami (14)	6.5
Clemson (15)	7.0
Syracuse (5)	7.2
NC State (15)	7.5
Virginia Tech (14)	7.6
Wake Forest (15)	8.8
Georgia Tech (15)	9.1
Boston College (13)	9.2
Pittsburgh (5)	10.2

- Became the second-fastest coach to 800 wins in games (1,012) behind Rupp (972 games).
- Winning road record in 11 of first 15 seasons in ACC play.
- Led Carolina to a winning ACC road record in seven of the previous eight seasons (4-5 in 2017-18).
- Third all-time with 82 ACC road wins behind only Krzyzewski (178) and Smith (133).
- Second in ACC history in road winning percentage in ACC play at 63.3 percent (82-47).

ACC ROAD WINNING PERCENTAGE, ALL-TIME

Vic Bubas, Duke	.667 (46-23)
Roy Williams, UNC	.636 (82-47)
Frank McGuire, UNC/South Carolina	.618 (55-34)
Mike Krzyzewski, Duke	.610 (178-114)
Dean Smith, UNC	.591 (133-92)

through 1/19/19

- Coached two Academic All-Americans of the Year (Jacque Vaughn and Tyler Zeller), eight Academic All-Americans, including Luke Maye in 2018 (fourth most), and the ACC Scholar-Athlete of the Year in five of the last eight years (Zeller in 2011, 2012; Marcus Paige in 2015, 2016; and Maye in 2018).
- Coached three Bob Cousy Award winners (Nation's Top Point Guard), four National Players of the Year and 17 first-team All-Americans (most recent: Justin Jackson in 2017).
- Has seven wins over AP #1 teams, tied for the most all-time.
- Averaged 28.1 wins per season, #1 all-time among coaches with 800 or more wins.
- 29 first-round NBA Draft picks (11 at Kansas, 18 at Carolina).
- Named the Coach of the Decade (2000s) by ESPN, the Sporting News, Sports Illustrated and Fox
- Has the most wins of any coach after 9, 10, 11, 12, 13, 14, 15, 17, 19, 20, 21, 22, 23, 24, 25, 26, 27, 28, 29, 30 and 31 seasons.
- Signed an eight-year contract extension in 2018. Contract runs through 2028.

**ROY WILLIAMS
vs. 2018-19 OPPONENTS**

Opponent	at UNC	Overall
Boston College	15-4	15-4
Clemson	20-3	20-3
Davidson	9-0	9-0
Duke	14-19	15-22
Elon	2-0	2-0
Florida State	19-6	20-6
Georgia Tech	14-9	15-9
Gonzaga	3-1	4-1
Harvard	2-0	2-0
Kentucky	8-7	9-10
Louisville	6-3	7-4
Miami	17-7	19-8
Michigan	1-1	1-2
NC State	29-4	34-4
UNCW	4-0	4-0
Notre Dame	9-3	9-3
Pittsburgh	7-2	8-2
Saint Francis	2-0	2-0
Stanford	2-0	4-0
Syracuse	7-2	8-4
Tennessee Tech	1-0	1-0
Texas	1-7	7-8
UCLA	3-0	7-2
Virginia	16-10	18-11
Virginia Tech	14-4	14-4
Wake Forest	14-5	16-6
Wofford	2-1	2-1

**CAROLINA
vs. 2018-19 OPPONENTS**

Opponent	Overall
Boston College	17-5
Clemson	132-21
Davidson	67-11
Duke	137-111
Elon	19-4
Florida State	49-13
Georgia Tech	68-25
Gonzaga	3-1
Harvard	4-2
Kentucky	24-16
Louisville	13-6
Miami	23-8
Michigan	4-3
NC State	157-78
UNCW	4-0
Notre Dame	24-7
Pittsburgh	14-3
Saint Francis	2-0
Stanford	12-0
Syracuse	11-4
Tennessee Tech	2-0
Texas	3-8
UCLA	9-3
Virginia	131-56
Virginia Tech	67-14
Wake Forest	160-66
Wofford	4-1

WILLIAMS & THE NCAA TOURNAMENT



- Won NCAA championships at UNC in 2005, 2009 and 2017 and led KU and Carolina to runnerup finishes in 1991, 2003 and 2016.
- Tied for third all-time with 28 appearances (in 30 seasons as a head coach) behind only Duke's Mike Krzyzewski and Syracuse's Jim Boeheim
- One of six coaches to win three or more NCAA titles with John Wooden (10), Mike Krzyzewski (5), Jim Calhoun (3), Bob Knight (3) and Adolph Rupp (3).
- Is the only coach to win three NCAA titles at his alma mater.
- One of three coaches to take teams to six national championship games with John Wooden (10) and Mike Krzyzewski (9).
- Fourth all-time in Final Fours with nine (four at Kansas and five at UNC) behind John Wooden, Krzyzewski and Dean Smith.
- Second all-time in NCAA Tournament victories with 77 and games with 102.
- Led Carolina and Kansas to 12 No. 1 NCAA Tournament seeds, second-most all-time.
- Is 28-0 in NCAA Tournament first-round games, the best record in opening-round play in NCAA Tournament history.
- Won more NCAA Tournament games (52) in the last 17 years than any coach in the country.
- Carolina's 43 NCAA Tournament wins in the last 15 years are more than any other school.
- Reached the Elite 8 13 times, including eight times in 15 years at Carolina. Is 9-4 in regional finals – 5-3 at UNC and 4-1 at Kansas.
- Reached the Sweet 16 in 18 of 28 NCAA Tournament appearances – nine at Carolina (2005, 2007, 2008, 2009, 2011, 2012, 2015, 2016 and 2017) and nine at Kansas (1991, 1993, 1994, 1995, 1996, 1997, 2001, 2002 and 2003).
- Is 13-5 in the Sweet 16, including 8-1 at Carolina.
- Is 18-10 in the second round, including 9-5 at Carolina.

Williams/NCAA Tournament (combined KU and UNC)

28 appearances in 30 seasons
 77-25 (.755)
 3 NCAA Titles
 6 NCAA Championship Games
 9 Final Fours
 18 Sweet 16s
 13 Elite Eights
 12 Number One Seeds

Williams/NCAA Tournament (at North Carolina)

14 appearances in 15 seasons
 43-11 (.796)
 3 NCAA Titles
 4 NCAA Championship Games
 5 Final Fours
 9 Sweet 16s
 8 Elite Eights
 7 Number One Seeds

MOST NCAA CHAMPIONSHIPS

10	John Wooden	UCLA (1964-65-67-68-69-70-71-72-73-75)
5	Mike Krzyzewski	Duke (1991-92-2001-10)
4	Adolph Rupp	Kentucky (1948-49-51-58)
3	Roy Williams	(UNC 2005-09-17)
3	Bob Knight	Indiana (1976-81-87)
3	Jim Calhoun	Connecticut (1999-2004-2011)

MOST NCAA FINAL FOURS

12	John Wooden – UCLA
12	Mike Krzyzewski – Duke
11	Dean Smith – North Carolina
9	Roy Williams – Kansas, North Carolina
7	Rick Pitino – Providence, Kentucky, Louisville
7	Tom Izzo – Michigan State

MOST CHAMPIONSHIP GAMES

10	John Wooden – UCLA
9	Mike Krzyzewski – Duke
6	Roy Williams – Kansas, North Carolina
5	Dean Smith – North Carolina
5	Adolph Rupp – Kentucky

MOST NCAA TOURNAMENT WINS

94	Mike Krzyzewski – Duke
77	Roy Williams – Kansas, North Carolina
65	Dean Smith – North Carolina
55	Jim Boeheim – Syracuse
54	Rick Pitino – Boston University, Providence, Kentucky, Louisville

MOST FINAL FOUR WINS

21	John Wooden – UCLA
14	Mike Krzyzewski – Duke
9	Roy Williams – Kansas, North Carolina
9	Adolph Rupp – Kentucky
8	Dean Smith – North Carolina
7	Bob Knight – Indiana

HIGHEST NCAA TOURNAMENT WINNING PERCENTAGE

(min. 50 games)			
.825	John Wooden	UCLA	47-10
.764	Mike Krzyzewski	Duke	94-29
.755	Roy Williams	Kansas, UNC	77-25
.746	John Calipari	UMass, Memphis, Kentucky	53-18
.740	Rick Pitino	BU, Prov., Kentucky, Louisville	54-19

MOST NCAA TOURNAMENT APPEARANCES

34	Mike Krzyzewski	Duke	1981-active
33	Jim Boeheim	Syracuse	1977-active
28	Roy Williams	Kansas, North Carolina	1988-active
28	Bob Knight	Indiana, Texas Tech	1973-2007
27	Dean Smith	North Carolina	1961-1997
27	Lute Olson	Iowa, Arizona	1979-2007

MOST CONSECUTIVE NCAA TOURNAMENT APPEARANCES

23	Dean Smith	North Carolina	1975-97
22	Mike Krzyzewski	Duke	1996-active
21	Tom Izzo	Michigan State	1998-active
20	Roy Williams	Kansas, North Carolina	1990-2009
20	Bill Self	Tulsa, Illinois, Kansas	1999-active

MOST NCAA TOURNAMENT GAMES

123	Mike Krzyzewski	Duke	1981-active
102	Roy Williams	Kansas, North Carolina	1988-active
92	Dean Smith	North Carolina	1961-97
91	Jim Boeheim	Syracuse	1976-active
74	Lute Olson	Iowa, Arizona	1979-2007

PLAYER UPDATES



#0 – SEVENTH WOODS

6-2, Junior, Guard
Columbia, S.C.

2018-19: Third on the team in assists (44) and assists per game (2.8) • Has led or tied for the team lead in assists three times (led UNC twice in his first two seasons) • Averaging 3.6 points in 14.3 minutes per game • Has 15 assists and 21 turnovers in the last 10 games and has scored 19 points in the last eight games since he scored a career-best 14 against Gonzaga • Is 3 for 7 from three-point range (made two 3FGs in his first two seasons) • Made his first career start against UNCW • Did not play in the two games in Las Vegas due to a concussion he suffered in practice on 11/20.

Season-low four minutes, all in the first half, at Miami • Earned the No. 3 spot on ESPN's Plays of the Day with his chase-down-from-behind blocked shot midway through the second half in the win over Notre Dame • Arguably the key play in UNC's six-point win over the Irish • Career-high 14 points and tied his career high with four rebounds in the win over Gonzaga (scored 11 first-half points, which was two more than his previous career high, and the first time he scored in double figures as a Tar Heel) • Made two threes, one in each half, for the first time in any collegiate game • Scored UNC's final eight points of the opening half to give the Tar Heels a 53-39 lead over the Zags • Made six field goals, twice as many as he made in any previous college game • Seven assists and a career-high four steals against Saint Francis • Career-high eight assists, with seven points and no turnovers, in 17 minutes vs. Tennessee Tech • Five assists at Elon were the most without a turnover in his career.

Career: Played in 75 games, including all 40 in 2016-17 when UNC won the NCAA title • Has 113 assists and 82 turnovers (1.4 a/to) • Missed 17 games as a sophomore (from early December to February) due to a broken bone in his right foot.

#1 – LEAKY BLACK

6-7, Freshman, Guard
Concord, N.C.

2018-19: Averaging 2.9 points, 2.3 rebounds and 1.2 assists in 11.4 minutes per game • Made 21 of 44 shots from the floor (.477) • Is 4 for 8 from three-point range (.500) • Is 1 for 7 from the floor in the last three games • Played valuable minutes and was on the floor for his defense in the latter stages of the win at NC State • Five rebounds and four assists in ACC opener at Pitt • Five points, two assists, two steals and was Carolina's defensive player of the game vs. Harvard • Steal and dunk in the Gonzaga win • Had five points, two assists and no turnovers in a season-high 18 minutes against UCLA • Was 4 for 4 from the floor against Stanford • Tied for the team lead with five assists and added eight points, six rebounds and no turnovers in 15 minutes at Elon.

Prep: Played his first two seasons at Concord High School, his junior year at Montverde Academy in Florida and his senior year of prep at Cox Mill High in Concord • Averaged 13.4 points, 5.7 rebounds, 3.2 assists and 3.2 steals and was the team's defensive MVP in leading Cox Mill to the 2018 3-A state championship • Teammate of Tar Heel freshman Coby White on Team CP3 in the Nike EYBL • Given the nickname "Leaky" by his grandmother, due to his middle name, Malik.

#2 – COBY WHITE

6-5, Freshman, Guard
Goldsboro, N.C.

2018-19: Third on the team in scoring at 14.2 ppg, Carolina's highest mark by a freshman since Harrison Barnes in 2011 (15.7) • Second on the team in three-pointers (33), free throws made (51) and assists (3.88 per game) • Is seventh in the ACC in free throw percentage (.803) and 18th in scoring (sixth among freshmen) • Scored in double figures 12 times, including 20 or more twice and a season-high 33 vs. Texas • Led UNC in scoring five times (Texas, UCLA, Michigan, Pitt and Notre Dame) and assists seven times • Carolina's defensive player of the game four times (Elon, Davidson, Notre Dame and Miami), second most on the team and tops among perimeter players • ACC Freshman of the Week for his play against Saint Francis, Texas and UCLA • Shooting .419/.346/.814 • Earned All-Tournament honors at the Las Vegas Invitational – averaged 26.0 points and 5.5 assists and was 11 for 17 from 3FG in the games against Texas and UCLA • Started 16 of his 17 games at the point • Did not play against UNCW to rest a sore left ankle.

Defensive player of the game and tied his season high with eight assists in the win at Miami, where he helped UNC shoot 55 percent from the floor • Had no turnovers in the second half as UNC shot 60 percent and outscored the Canes, 48-39 • Made four three-pointers and led UNC with 17 points against Notre Dame • Was the fourth time he made four or more threes in a game • Season-low zero field goals and four points vs. Louisville (picked up two fouls in the first 2:36) • Scored 13 of his 19 points in the first half as UNC built an early 14-point lead in the win at NC State • Made four threes and scored a game-high 22 at Pitt (15 in the first half as UNC built a 22-point lead) • Had seven assists, a season-high seven rebounds and was Carolina's defensive player of the game vs. Davidson (second time winning the award) • Scored 10 of his 15 points in the second half against Gonzaga and added a team-high six assists vs. the Zags • Led UNC with 19 points and a season-high eight assists vs. UCLA (scored 15 first-half points) • Made 7 of 10 three-pointers en route to 33 points in the loss to Texas • Second-most 3FGs and third-most points all-time by a UNC freshman • Most points by a UNC freshman since Barnes in 2011 • Scored in double figures for the first time with 14 and won his first defensive player of the game award at Elon • The 35th Tar Heel to start his first game as a freshman • Eight points and three assists in collegiate debut at Wofford.

Prep: Earned all-tournament honors at the FIBA Americas U-18 Championship played in June 2018 in Canada • USA's leading scorer at 15.3 points per game as the USA went 6-0 and won the gold medal • Averaged 31.0 points, 10 rebounds and eight assists his senior year at the Greenfield School in Wilson, N.C. • Broke the all-time North Carolina high school scoring record with 3,573 points • Led Greenfield to a state playoffs championship game appearance in 2018 • Two-time Gatorade Boys Basketball Player of the Year • Associated Press Player of the Year in North Carolina and the Charlotte Observer's Mr. Basketball in 2018 • Scored 1,069 points as a junior to set the single-season state scoring record • Member of Team CP3 in the Nike EYBL along with fellow Tar Heel freshman Leaky Black.

#3 – ANDREW PLATEK
6-3, Sophomore, Guard
Guilderland, N.Y.

2018-19: Averaging 1.2 points in 3.9 minutes per game • Made 7 of 15 shots from the floor • Season-high six points at [Elon](#).

2017-18: ACC-best five points in the overtime loss to NC State • Made a season-high three 3FGs and had three assists vs. Western Carolina • Scored in double figures twice – 12 vs. Portland and 11 vs. WCU.

#4 – BRANDON ROBINSON
6-4, Junior, Guard
Douglasville, Ga.

2018-19: Averaging 3.6 points in 10.9 minutes a game • Played double-figure minutes 14 times • Averaged 14-plus minutes in the last six games • Shooting 52.4 percent from the floor and is 11 of 22 (.500) from three-point range • Made eight of his last 12 three-point attempts • Eleven of his 22 field goals this season are three-pointers, including his last nine and 10 of his last 11 field goals.

Tied his career high with four assists at [Miami](#) • Career-high three three-pointers, all in the first half, in the win over [Notre Dame](#) • Nine points against the Irish were an ACC career high (six as a freshman vs. NC State and last year vs. Clemson) • ACC career-high 16 minutes without a turnover at [NC State](#), hit a second-half three-pointer and blocked two shots • Five points and a career-high three steals at [Pitt](#) and had • Had three assists vs. [Harvard](#) • Made a pair of threes and scored seven points vs. [Davidson](#) • Tied his career-high with four assists and had two steals against [UCLA](#) • Scored a career-high 11 points on 4 of 5 shooting from the floor against [Saint Francis](#) • Six points in wins over [Tennessee Tech](#) and at [Elon](#).

Career: Played in 89 games, including 37 games as a freshman when UNC won the national championship • Has scored 192 points and has 112 rebounds and 69 assists • Scored in double figures twice – 11 this season vs. Saint Francis and 10 against Western Carolina as a sophomore • Twenty-seven of his 65 field goals are three-pointers.

#5 – NASSIR LITTLE
6-6, Freshman, Forward
Orange Park, Fla.

2018-19: Scored in double figures 10 times and is fourth on the team in scoring at 9.9 points per game • Fourth in offensive rebounds with 28 • Shooting 50.4 percent from the floor • Shooting 58.5 percent from two-point range, highest on the team • Connected on 2 of his last 18 from three-point range.

Scored a season-high six of his 12 points from the foul line in the win at [Miami](#) • Scored all 11 of his points in the second half in the win over [Notre Dame](#), including five in a decisive 12-1 run during which Carolina went from trailing by a point to leading by 10 • Was 5 for 8 from the floor against the Irish (was the first game he did not attempt a 3FG) • The 11 points were his most in a half since he scored 11 in the second half vs. Texas on 11/22 • Tied for the team lead and tied his season high with seven rebounds vs. [Harvard](#) • Had 14 points in the win over [UCLA](#) • Was 8 for 9 from the floor en route to 19 points against [Saint Francis](#) • First Tar Heel freshman to score 20 points in a game in four seasons when he shared game scoring honors with 21 at [Elon](#) (was 9 for 13 from the floor and had five offensive rebounds) • Scored seven points and had three assists, no turnovers and two blocks in collegiate

debut at [Wofford](#).

Named to Wooden and Naismith preseason watch lists • One of 20 players named to the preseason watch list for the Julius Erving Award as the nation's top small forward • Named to several preseason All-America and All-ACC teams • Third-team All-America by Athlon and fourth-team by NBC Sports • All-ACC by Athlon (first team) and Lindy's (second team) • Named No. 3 impact freshman and No. 11 overall player in the country by Athlon • No. 44 player by Lindy's • No. 3 wing in the country by NBC Sports.

Prep: Averaged 20 points and nine rebounds as a senior at Orlando (Fla.) Christian Prep • Led Orlando Christian to back-to-back state titles as a junior and senior • Central Florida and 3-A State Player of the Year • Two-time district player of the year • Salutatorian of his senior class • Member of the All-A Honor Roll all four years at OCP • Most Valuable Player in the McDonald's All-American Game after scoring 28 points and was co-MVP in the Jordan Brand Classic (24 points) • One of three Tar Heels to earn MVP honors in both all-star games (with future NBA champions Harrison Barnes and James Michael McAdoo).

#13 – CAMERON JOHNSON
6-9, Graduate Student, Guard
Moon Township, Pa.

2018-19: Leads the team in scoring (15.9 ppg), three-point percentage (.473) and steals (23) • Averaging career highs in all of those categories • Second in the ACC in three-point percentage, seventh in field goal percentage, seventh in three-pointers per game and 11th in scoring • Has led UNC in scoring eight times and scored 20 or more points five times • Scored in double figures in 17 games (except at Michigan) • Made multiple 3FGs 13 times • Third on the team in rebounding (career-best 5.7 per game) • On pace for the third-highest 3FG percentage (.473) in UNC single-season history and the highest among those players who attempted at least five threes per game.

Game-high 22 points and was 5 for 7 from three-point range in the win at [Miami](#) – made three three-pointers in the second half that helped Carolina hold off the Canes • Was the third time this season he made five or more threes in a game (six vs. Gonzaga and five vs. Wofford and Miami).

Season-high six assists vs. [Notre Dame](#) (which tied his high as a Tar Heel) • Did not make a three-pointer for the first time in the loss against [Louisville](#) • First double-double of the season (fourth career) with 15 points, 11 boards and five assists in the win at [NC State](#) • Made four three-pointers, including ones that broke the only two ties of the game at 47-all and 53-all • Left the game twice in the second half due to leg cramps • Unable to play in the final 11:59 due to cramps • Was his seventh straight game with two or more three-pointers.

Made his first three field goal attempts in his return to the Petersen Center at [Pitt](#) and finished with 15 points, a season-high nine rebounds, four assists and no turnovers • Was the sixth straight game he made multiple threes • Did not score a point in the first 13 minutes but still finished the game as Carolina's leading scorer with 17 points vs. [Davidson](#) • Earned his first career ACC Player of the Week award for his game-high 25-point performance vs. [Gonzaga](#) • Tied his career high with six threes vs. the Zags (fifth time, third as a Tar Heel) • The 25 points were the second most in his career (32 at Clemson last year) • Tied his best career three-point performance – also went 6 for 8 against Syracuse while playing for Pitt in 2017.

Led Carolina with 21 points against [UNCW](#) • Scored 11 of his 14 points in the second half against [UCLA](#) – came out of intermission to score UNC's first nine points • Made three 3FGs and scored a game-high 17 points against [Stanford](#) • Tied for the team lead with 21 points in just 17 minutes at [Elon](#) • Played his 100th collegiate game in the win at [Wofford](#), made five 3FGs and scored 17 points • Broke a 46-all tie with a three, then added two more in a 14-5 run midway through the second half that secured the victory.

Career: Has scored more points as a Tar Heel (609) than he did in three seasons at Pitt (583) • Scored his 1,000th career point on 11/22 • Fifth-leading scorer among active ACC players (1,192 points, 10.2 per game) • In his fifth season of college basketball and his second at Carolina • A graduate student in sports administration; graduated with honors from Pitt in 2017 • Made 207 three-pointers and is an 80.8 percent free throw shooter • Scored in double figures 60 times (24 times at Pitt, 36 at Carolina) • Career-high 32 points last year at Clemson • Made a career-best six three-pointers five times (three times as a Tar Heel) • Made multiple three-pointers 54 times.

#15 – GARRISON BROOKS

6-9, Sophomore, Forward
Lafayette, Ala.

2018-19: Started all 18 games at the '5' • Leads the starters in field goal percentage (.532), offensive rebounds (43) and blocked shots (11) and is second in rebounding (5.8) • Leads UNC with five defensive player of the game awards • Scored in double figures five times.

Did not have a rebound (only time this season) in 13 minutes against [Louisville](#) • Perhaps his finest all-around game as a Tar Heel in the 90-82 win at [NC State](#) when he had 11 points, seven rebounds, five assists, no turnovers and was the defensive player of the game • Was the second game in a row he led UNC in assists, something he didn't do in his first 50 college games • Career-high five assists plus eight points, nine boards and zero turnovers at [Pitt](#) (first time he led UNC in assists) • Career-high nine rebounds vs. [Gonzaga](#) (tied his career best with five offensive boards that led to seven UNC points) • Tied his career high with five offensive rebounds vs. [Texas](#) • Had 12 points and eight boards against [Stanford](#) • Career-high 20 points in the season-opening win at [Wofford](#) • Made nine field goals in 15 attempts, both career highs (made five field goals twice last year and attempted seven field goals once) • Scored 13 first-half points helping UNC build a seven-point lead.

2017-18: Averaged 4.5 points and 3.5 rebounds in 14.6 minutes per game (most among the non-starters) • Started the first 16 games at the '5' • Had the second-highest FG percentage (.528) on the team among players averaging 10-plus minutes • Scored in double figures five times with a high of 14 against Northern Iowa • Carolina's defensive player of the game eight times, including the ACC championship game and the NCAA first round game • Was 27 for 49 from the floor (.551) in ACC regular season and Tournament play • Second on the team with 61 offensive rebounds.

#21 – STERLING MANLEY

6-11, Sophomore, Forward
Pickerington, Ohio

2018-19: Did not play in the last six games due to a sore left knee • Are the first games he has missed in two years as a Tar Heel • Averaging 4.4 points and 4.3 rebounds • Tied for third on the team in blocks with eight • Eight points and a season-high 10 rebounds against [UNCW](#) • Eight boards vs. [Saint Francis](#) • Season-high 13 points on 6 of 8 shooting from the floor against [Tennessee Tech](#)

(his second-highest career scoring effort) • Had 11 points and eight rebounds at [Elon](#).

2017-18: Averaged 5.4 points and 3.6 rebounds • Shot 56.6 percent from the floor, highest percentage on the team among players averaging 10 minutes a game • Was 31 for 38 from the free throw line in ACC games (.816) • Scored in double figures four times with a high of 16 against Bucknell • Season-high 13 rebounds against Bucknell • One other double-figure rebound game (10 vs. Lipscomb in the NCAA Tournament).

#24 – KENNY WILLIAMS

6-4, Senior, Guard
Midlothian, Va.

2018-19: Scored in double figures 11 times with a high of 16 at Miami • Leads the team in assists with 71 • Averaging 8.9 points and a career-high 3.94 assists per game (previous best was 2.4 assists per game last year) • Is fifth in the ACC in assist/error and ninth in assists per game • Leads the team in assist-error ratio (2.3) • Is 21 for 73 (.288) from three-point range, including 7 of 16 (.438) in the last four games • Shooting 54.8 percent inside the arc (34 of 62).

Season-high 16 points, six assists and no turnovers at [Miami](#) – was 3 for 5 from three, which tied his best long-distance shooting effort of the season • Six assists without a turnover was the best A/TO of his career • Hit a three to give UNC a 72-67 lead, then hit another with 3:53 to play to up the lead to 75-67.

Tied his season high with 15 points and grabbed a career-high 10 rebounds for his first career double-double in the win at [NC State](#) • Made two threes in Raleigh, the second time in the last seven games he made multiple threes • Scored all nine of his points in the first 11 minutes of the game vs. [Gonzaga](#) as Carolina built a 27-16 lead • Eight assists and a career-high four turnovers vs. [UNCW](#) • Season-high 15 points and six assists vs. [UCLA](#) • Career-high nine assists against [Saint Francis](#) (tied his previous high of six in the first half) • Scored in double figures for the first time this season with 12 points and added four assists vs. [Stanford](#) • Led UNC with five assists and was the defensive player of the game at [Wofford](#).

Career: Played in the third-most games (111), scored the third-most points (768), made the second-most three-pointers (121) and made the most starts (76) of any current Tar Heel • Is 22nd in UNC history in made three-pointers (Jawad Williams is 21st with 124) • Started 22 games in UNC's 2017 national championship season before missing the final 14 games due to a right knee injury • Has won Carolina's defensive player of the game award 16 times • Scored in double figures 43 times with a high of 20 at Stanford (11/20/17) and against Duke (2/8/18) • Made a career-high six three-pointers in both of those games.

#32 – LUKE MAYE
6-8, Senior, Forward
Huntersville, N.C.

Named to the Wooden Award 25-player mid-season watch list on 1/9/19 • Preseason first-team All-America by several outlets, including the Associated Press, and selected the preseason ACC Player of the Year at the league's media day • Named to the Wooden Award, Naismith Trophy and NABC Player of the Year preseason watch lists • One of 30 national candidates for the Senior CLASS award, which recognizes athletics and academic achievement, character and community service • Third-team All-America, first-team All-ACC, ACC's Most Improved Player, second-team Academic All-America and ACC Scholar-Athlete of the Year in 2017 • NCAA South Regional Most Outstanding Player in 2017, hitting the game-winning shot against Kentucky in the Elite Eight to send UNC to the Final Four, where the Tar Heels won the national championship.

2018-19: Second in the ACC in rebounding (10.0 per game) and second on the team in scoring (14.4 ppg) • On pace to become first Tar Heel to average a double-double in consecutive seasons since Mitch Kupchak in 1975-76 • Scored in double figures 16 times • Led UNC in scoring four times and in rebounds 15 times • Has seven double-doubles, third most in the ACC • Averaging 15.0 points and 10.4 rebounds in conference play.

Led Carolina with 21 points and 11 rebounds in the win at NC State • Scored 13, 33 and 21 points in the three games he played against NC State in PNC Arena • Averaged 28.3 points in his last three games against the Wolfpack, the second-highest three-game stretch ever by a Tar Heel against NC State (Tyler Hansbrough scored 32, 31 and 27 and averaged 30.0 over three games in 2008-09) • Carolina's defensive player of the game (second of the year) and had 17 points, 11 boards at Pitt.

Led Carolina in scoring (14) and shared team rebounding honors with seven against Harvard • Grabbed 10 of his game-high 14 rebounds in the first half in the win over Davidson • Had 20 points and a game-high and season-high 16 rebounds in the win over No. 4 Gonzaga • His final point of the game made him the 77th Tar Heel to score 1,000 career points • Went 7 for 7 from the free throw line, his best career performance from the line • Was the eighth time in his career he pulled down 15 or more rebounds and his 15th career 20-point game • Had 15 rebounds at Michigan • Scored 12 of his 16 points in the second half and was UNC's defensive player of the game vs. UCLA • First double-double of the season with 11/11 against Saint Francis • Led UNC with 15 points against Tennessee Tech • Scored 14 of his 16 points in the first half as UNC built a 52-26 halftime lead against Stanford • Season-high 24 points in the opener at Wofford.

Career: Scored 1,116 points and grabbed 745 rebounds • One of three Tar Heels with 1,000 points, 700 rebounds and 85 three-pointers (with Ademola Okulaja and Jason Capel) • Is 25th all-time at UNC in rebounds (passed Deon Thompson in the Miami game) • ACC leader among active players in double-doubles (25) and rebounds • Played in 123 games with 56 starts (37 last year and one as a sophomore) • Career high 33 points at NC State (2/10/18), 18 rebounds vs. Boston College (1/9/18), four three-pointers three times and five assists five times • Scored in double figures 51 times • Pulled down 10 or more rebounds 30 times (15 or more eight times) • Ten-time defensive player of the game winner.

INDIVIDUAL GAME-BY-GAME STATS



#0 SEVENTH WOODS

Opponent	FG	3FG	FT	REB	PF	PTS	A	TO	B	S	MP
at Wofford	1-1	0-0	0-0	0-1-1	2	2	3	1	0	2	16
at Elon	1-3	0-0	1-1	0-3-3	1	3	5	0	1	0	15
Stanford	0-3	0-0	0-0	1-0-1	1	0	4	3	0	0	13
Tennessee Tech	3-5	1-2	0-2	0-2-2	1	7	8	0	0	1	17
Saint Francis	0-1	0-0	2-2	0-2-2	2	2	7	2	0	4	17
vs. Texas	DNP – concussion										
vs. UCLA	DNP – concussion										
at Michigan	1-3	0-0	2-3	0-0-0	2	4	2	1	0	0	12
UNCW*	3-5	0-1	1-4	0-2-2	0	7	3	3	1	2	24
Gonzaga	6-9	2-2	0-0	0-4-4	1	14	1	3	0	2	17
vs. Kentucky	2-4	0-0	3-3	0-1-1	3	7	3	2	0	1	15
Davidson	0-1	0-0	0-1	0-0-0	1	0	1	2	1	1	12
Harvard	0-3	0-0	0-0	1-1-2	2	0	3	2	0	1	12
at Pitt	2-6	0-0	0-0	0-1-1	1	4	1	1	0	1	11
at NC State	0-1	0-0	0-0	1-0-1	2	0	0	3	0	1	8
Louisville	2-7	0-2	0-0	1-1-2	1	4	1	0	0	1	18
Notre Dame	0-1	0-0	4-4	0-0-0	1	4	2	3	1	2	18
at Miami	0-0	0-0	0-0	0-0-0	10	0	0	2	0	0	4

#1 LEAKY BLACK

Opponent	FG	3FG	FT	REB	PF	PTS	A	TO	B	S	MP
at Wofford	0-1	0-0	0-0	0-1-1	0	0	0	0	0	0	8
at Elon	2-5	0-1	4-5	1-5-6	3	8	5	0	0	1	15
Stanford	4-4	0-0	0-0	1-1-2	0	8	1	1	0	2	15
Tennessee Tech	2-3	1-1	2-2	0-3-3	2	7	1	1	0	1	16
Saint Francis	0-1	0-1	0-0	1-5-6	3	0	1	4	1	0	14
vs. Texas	1-2	0-0	0-0	2-1-3	3	2	0	1	0	0	14
vs. UCLA	2-3	1-1	0-0	0-1-1	3	5	2	0	1	0	18
at Michigan	1-3	1-1	0-0	2-0-2	1	3	0	1	0	0	8
UNCW	2-3	0-1	0-0	0-2-2	1	4	3	0	0	2	14
Gonzaga	1-1	0-0	0-0	0-1-1	0	2	0	0	0	1	3
vs. Kentucky	0-2	0-1	0-0	0-2-2	0	0	1	0	0	0	10
Davidson	0-0	0-0	0-0	0-2-2	0	0	0	0	0	0	10
Harvard	2-2	1-1	0-0	0-1-1	2	5	2	0	0	2	12
at Pitt	1-5	0-0	0-0	2-3-5	1	2	4	2	1	0	16
at NC State	2-2	0-0	0-0	0-0-0	3	4	0	2	1	1	10
Louisville	1-3	0-0	0-0	0-2-2	1	2	2	0	0	1	14
Notre Dame	0-3	0-0	0-0	0-0-0	0	0	0	0	0	1	3
at Miami	0-1	0-0	0-0	0-2-2	1	0	0	1	0	0	7

#2 COBY WHITE

Opponent	FG	3FG	FT	REB	PF	PTS	A	TO	B	S	MP
at Wofford*	3-10	1-5	1-1	0-2-2	2	8	3	2	0	0	24
at Elon*	5-10	2-6	2-2	0-3-3	1	14	2	1	0	1	21
Stanford*	2-8	0-0	5-6	0-1-1	2	9	4	3	0	1	21
Tennessee Tech*	3-7	1-5	4-4	0-3-3	1	11	4	2	1	2	20
Saint Francis*	4-11	3-8	5-6	0-1-1	0	16	1	4	0	2	20
vs. Texas*	10-17	7-10	6-7	0-2-2	4	33	3	2	0	0	30
vs. UCLA*	6-11	4-7	3-6	0-1-1	4	19	8	2	0	0	24
at Michigan*	6-12	0-2	0-0	1-3-4	2	12	4	1	0	0	25
UNCW	DNP – sore left ankle										
Gonzaga*	5-13	3-7	2-4	0-1-1	1	15	6	5	0	0	22
vs. Kentucky*	3-10	1-4	1-2	0-2-2	2	8	2	4	0	1	30
Davidson*	1-7	1-5	4-4	0-7-7	1	7	7	3	0	0	27
Harvard*	4-11	0-4	5-5	0-4-4	0	13	4	1	0	2	27
at Pitt*	8-15	4-10	2-2	1-3-4	2	22	3	5	1	0	27
at NC State*	7-14	1-5	4-6	1-4-5	2	19	4	5	0	0	30
Louisville*	0-4	0-3	4-4	1-0-1	3	4	2	4	0	0	19
Notre Dame*	6-11	4-7	1-2	0-5-5	5	17	1	2	0	1	22
at Miami*	6-12	1-5	2-2	0-5-5	0	15	8	3	0	3	33

#3 ANDREW PLATEK

Opponent	FG	3FG	FT	REB	PF	PTS	A	TO	B	S	MP
at Wofford	0-0	0-0	0-0	0-0-0	0	0	0	0	0	0	0+
at Elon	3-4	0-1	0-0	0-1-1	2	6	0	0	0	1	9
Stanford	0-1	0-0	0-0	0-0-0	0	0	1	0	0	0	6
Tennessee Tech	1-2	1-2	0-0	0-2-2	0	3	2	1	2	1	7
Saint Francis	0-1	0-1	0-0	0-0-0	0	0	1	1	0	0	5
vs. Texas	1-1	0-0	0-0	1-0-1	0	2	0	1	0	0	4
vs. UCLA	0-0	0-0	0-0	0-0-0	0	0	0	0	0	0	1
at Michigan	0-1	0-0	0-0	1-0-1	1	0	0	1	0	0	1
UNCW	1-1	1-1	1-2	0-0-0	0	4	0	1	0	2	11
Gonzaga	0-0	0-0	0-0	0-0-0	0	0	0	0	0	0	2
vs. Kentucky	0-1	0-0	0-0	0-0-0	0	0	0	0	0	0	2
Davidson	0-0	0-0	0-0	0-0-0	0	0	0	0	1	0	2
Harvard	0-1	0-1	0-0	0-0-0	0	0	0	0	0	0	2
at Pitt	1-2	1-1	0-0	0-0-0	3	3	0	0	0	1	4
at NC State	0-0	0-0	0-0	0-0-0	0	0	0	0	0	0	2
Louisville	0-0	0-0	0-0	0-0-0	1	0	0	0	0	0	5
Notre Dame	DNP										
at Miami	1-1	0-0	0-0	0-0-0	0	2	0	0	0	0	3

#4 BRANDON ROBINSON

Opponent	FG	3FG	FT	REB	PF	PTS	A	TO	B	S	MP
at Wofford	0-1	0-0	0-0	0-1-1	1	0	1	1	0	0	4
at Elon	3-6	0-2	0-0	2-1-3	3	6	1	1	0	0	12
Stanford	1-2	0-0	0-0	0-1-1	3	2	0	1	0	0	11
Tennessee Tech	3-5	0-1	0-1	1-1-2	1	6	1	0	0	1	10
Saint Francis	4-5	1-2	2-2	0-0-0	2	11	1	0	0	0	11
vs. Texas	1-1	1-1	0-0	0-2-2	0	3	0	1	1	0	7
vs. UCLA	1-2	0-1	0-0	1-1-2	0	2	4	0	0	2	14
at Michigan	1-3	1-3	0-0	0-1-1	4	3	1	1	0	0	11
UNCW	DNP – sore right shoulder										
Gonzaga	0-0	0-0	0-0	0-0-0	1	0	0	0	0	0	3
vs. Kentucky	0-1	0-0	0-0	0-0-0	0	0	0	0	0	1	7
Davidson	2-2	2-2	1-2	0-2-2	0	7	0	0	0	0	10
Harvard	0-2	0-1	2-2	0-2-2	1	2	3	1	0	0	14
at Pitt	1-3	1-1	2-3	2-0-2	1	5	1	0	0	3	15
at NC State	1-2	1-1	0-0	0-0-0	1	3	1	0	2	0	16
Louisville	1-2	1-2	0-0	0-1-1	2	3	1	1	0	1	10
Notre Dame	3-4	3-4	0-0	0-2-2	2	9	0	0	0	1	16
at Miami	0-1	0-1	0-0	0-0-0	2	0	4	1	0	0	15

#5 NASSIR LITTLE

Opponent	FG	3FG	FT	REB	PF	PTS	A	TO	B	S	MP
at Wofford	3-5	1-2	0-0	0-2-2	0	7	3	0	2	0	20
at Elon	9-13	2-3	1-3	5-2-7	2	21	0	0	1	3	20
Stanford	4-10	0-3	0-0	3-2-5	2	8	0	1	1	1	24
Tennessee Tech	4-7	0-2	2-2	4-2-6	2	10	3	2	0	0	19
Saint Francis	8-9	1-1	2-2	2-5-7	3	19	0	1	0	0	16
vs. Texas	3-9	1-5	4-5	2-4-6	2	11	0	2	0	0	21
vs. UCLA	5-12	0-1	4-6	1-3-4	2	14	0	0	0	0	20
at Michigan	1-5	0-1	2-2	0-1-1	0	4	0	1	0	1	16
UNCW	5-9	0-1	4-4	2-3-5	1	14	0	3	0	1	21
Gonzaga	3-7	0-1	1-2	2-1-3	3	7	0	2	0	1	21
vs. Kentucky	2-8	0-2	0-0	0-1-1	1	4	2	1	1	0	14
Davidson	4-5	0-1	2-2	1-2-3	2	10	2	0	1	0	20
Harvard	4-7	1-2	3-3	1-6-7	2	12	0	1	1	2	22
at Pitt	2-5	0-1	2-6	1-5-6	3	6	2	1	1	0	18
at NC State	1-5	0-2	0-0	0-2-2	1	2	0	2	0	0	17
Louisville	2-7	0-1	2-4	1-3-4	3	6	1	2	0	0	19
Notre Dame	5-8	0-0	1-1	2-4-6	3	11	0	0	0	0	18
at Miami	3-4	0-0	6-8	1-1-2	4	12	1	1	2	1	13

#11 SHEA RUSH

Opponent	FG	3FG	FT	REB	PF	PTS	A	TO	B	S	MP
at Wofford				DNP							
at Elon	0-0	0-0	1-2	0-1-1	1	1	0	1	0	1	4
Stanford	0-0	0-0	0-0	0-0-0	0	0	0	0	0	0	1
Tennessee Tech	0-3	0-0	0-0	0-0-0	0	0	0	0	0	0	3
Saint Francis	0-0	0-0	0-0	0-1-1	0	0	0	1	0	0	1
vs. Texas				DNP							
vs. UCLA	0-0	0-0	0-0	0-0-0	0	0	0	0	0	0	1
at Michigan	0-0	0-0	0-0	0-0-0	0	0	0	0	0	0	1
UNCW	0-1	0-1	0-0	1-0-1	1	0	1	0	0	0	2
Gonzaga	0-0	0-0	0-0	0-0-0	0	0	0	1	0	0	1
vs. Kentucky	0-0	0-0	0-0	0-0-0	0	0	0	0	0	0	0+
Davidson	0-0	0-0	0-0	0-1-1	0	0	0	0	0	0	1
Harvard	0-0	0-0	0-0	0-0-0	0	0	0	0	0	0	1
at Pitt	0-0	0-0	0-0	1-0-1	0	0	0	0	0	0	1
at NC State				DNP							
Louisville	0-0	0-0	0-0	0-0-0	0	0	0	0	0	0	1
Notre Dame				DNP							
at Miami				DNP							

#13 CAMERON JOHNSON

Opponent	FG	3FG	FT	REB	PF	PTS	A	TO	B	S	MP
at Wofford*	6-9	5-7	0-0	5-3-8	1	17	2	3	0	2	32
at Elon*	7-11	2-3	5-5	3-2-5	2	21	1	4	0	2	17
Stanford*	7-11	3-4	0-1	0-7-7	0	17	1	0	0	0	24
Tennessee Tech*	2-4	1-3	5-5	1-4-5	0	10	1	0	0	2	19
Saint Francis*	7-14	2-6	4-4	3-3-6	2	20	2	1	1	1	28
vs. Texas*	6-14	1-6	3-4	1-2-3	1	16	2	1	0	3	33
vs. UCLA*	6-13	2-4	0-0	2-5-7	1	14	1	1	0	1	26
at Michigan*	2-7	1-4	0-1	0-3-3	2	5	2	2	0	0	29
UNCW*	7-14	3-8	4-4	0-5-5	1	21	1	1	0	1	28
Gonzaga*	8-12	6-8	3-4	2-1-3	3	25	4	2	0	1	31
vs. Kentucky*	6-10	2-4	3-4	0-4-4	1	17	2	5	0	1	30
Davidson*	6-11	2-4	3-4	3-4-7	1	17	1	0	0	1	28
Harvard*	5-13	2-5	1-2	0-4-4	1	13	1	5	0	3	31
at Pitt*	6-12	3-6	0-1	2-7-9	1	15	4	0	0	1	30
at NC State*	4-11	4-7	3-3	4-7-11	2	15	5	1	1	1	23
Louisville*	3-8	0-4	4-6	1-1-2	2	10	0	1	1	3	28
Notre Dame*	3-8	0-3	5-7	2-5-7	2	11	6	2	1	0	31
at Miami*	8-14	5-7	1-1	4-3-7	2	22	2	3	0	0	35

#15 GARRISON BROOKS

Opponent	FG	3FG	FT	REB	PF	PTS	A	TO	B	S	MP
at Wofford*	9-15	0-0	2-3	3-2-5	1	20	0	2	0	1	25
at Elon*	3-5	0-0	1-2	5-1-6	0	7	1	1	0	3	16
Stanford*	5-8	0-0	2-2	2-6-8	3	12	1	1	1	0	16
Tennessee Tech*	3-5	0-0	1-2	1-6-7	2	7	0	1	1	1	17
Saint Francis*	3-4	0-0	1-2	1-2-3	4	7	0	1	1	0	12
vs. Texas*	3-5	0-0	3-5	5-3-8	5	9	1	2	0	1	21
vs. UCLA*	0-3	0-0	2-2	0-1-1	4	2	0	0	2	1	20
at Michigan*	4-7	0-0	2-3	2-5-7	3	10	0	1	0	0	22
UNCW*	3-7	0-0	1-4	4-2-6	3	7	3	0	1	0	21
Gonzaga*	2-3	0-0	5-6	5-4-9	4	9	2	2	2	0	23
vs. Kentucky*	3-3	0-0	1-1	2-6-8	4	7	2	3	0	1	19
Davidson*	5-10	0-0	1-1	1-2-3	2	11	0	3	0	0	16
Harvard*	2-6	0-0	3-4	1-2-3	2	7	0	0	0	0	17
at Pitt*	4-8	0-0	1-1	3-5-8	4	9	5	0	2	2	28
at NC State*	3-4	0-0	5-5	1-6-7	4	11	5	0	1	0	24
Louisville*	2-3	0-0	1-1	0-0-0	4	5	1	2	0	0	13
Notre Dame*	2-8	0-0	0-3	5-3-8	0	4	2	1	0	0	26
at Miami*	2-5	0-0	0-0	2-5-7	3	4	1	2	0	0	28

#21 STERLING MANLEY

Opponent	FG	3FG	FT	REB	PF	PTS	A	TO	B	S	MP
at Wofford	0-1	0-0	0-2	1-1-2	1	0	0	1	0	0	8
at Elon	5-10	0-0	1-1	2-6-8	1	11	0	1	1	0	15
Stanford	2-7	0-0	0-0	2-3-5	5	4	0	0	1	0	14
Tennessee Tech	6-8	0-0	1-1	3-1-4	4	13	1	2	1	2	17
Saint Francis	2-2	0-0	2-3	0-8-8	0	6	0	0	1	0	15
vs. Texas	0-2	0-0	0-0	0-4-4	2	0	2	4	0	0	8
vs. UCLA	1-1	0-0	0-0	0-2-2	1	2	0	1	0	0	7
at Michigan	0-1	0-0	0-0	0-0-0	2	0	0	0	0	0	4
UNCW	3-4	0-0	2-5	3-7-10	2	8	0	1	2	1	18
Gonzaga	1-1	0-0	0-0	0-1-1	1	2	0	0	0	0	11
vs. Kentucky	1-1	0-0	0-0	1-2-3	1	2	0	0	1	0	10
Davidson	1-2	0-0	3-4	1-3-4	2	5	0	2	1	0	13
next 6 games				DNP - left knee soreness							

#22 WALKER MILLER

Opponent	FG	3FG	FT	REB	PF	PTS	A	TO	B	S	MP
at Wofford				DNP							
at Elon				DNP - strained calf							
Stanford	0-0	0-0	0-1	0-1-1	0	0	0	0	0	0	2
Tennessee Tech	1-1	0-0	1-2	0-2-2	0	3	1	0	0	0	3
Saint Francis	0-0	0-0	0-0	0-0-0	0	0	0	0	0	0	1
vs. Texas				DNP							
vs. UCLA	0-0	0-0	0-0	0-0-0	0	0	0	0	0	0	1
at Michigan	0-0	0-0	0-0	0-0-0	0	0	0	0	0	0	1
UNCW	1-3	0-0	0-0	0-0-0	0	2	0	0	0	0	2
Gonzaga	0-0	0-0	0-0	0-0-0	0	0	0	0	0	0	1
vs. Kentucky	0-0	0-0	0-0	0-0-0	0	0	0	0	0	0	0+
Davidson	1-1	0-0	0-0	0-0-0	0	2	0	0	0	0	1
Harvard				DNP - toe							
at Pitt	0-0	0-0	0-0	0-1-1	0	0	0	0	0	0	3
at NC State				DNP							
Louisville	1-1	0-0	1-2	0-0-0	0	3	0	0	0	0	1
Notre Dame				DNP							
at Miami				DNP							

#24 KENNY WILLIAMS

Opponent	FG	3FG	FT	REB	PF	PTS	A	TO	B	S	MP
at Wofford*	0-3	0-3	0-0	1-5-6	2	0	5	3	0	0	29
at Elon*	0-7	0-5	1-3	1-1-2	3	1	1	1	0	0	20
Stanford*	4-6	2-3	2-2	0-0-0	1	12	4	1	0	2	22
Tennessee Tech*	4-11	0-5	2-2	0-4-4	0	10	3	1	1	3	22
Saint Francis*	1-5	1-4	3-4	0-0-0	2	6	9	1	0	1	28
vs. Texas*	1-4	0-2	0-0	0-1-1	3	2	5	2	1	0	28
vs. UCLA*	5-8	2-4	3-3	1-3-4	1	15	6	1	0	0	33
at Michigan*	4-7	3-5	0-0	0-2-2	2	11	3	0	1	1	28
UNCW*	4-11	1-6	2-2	1-4-5	4	11	8	4	0	2	27
Gonzaga*	3-8	1-4	2-2	0-1-1	0	9	4	4	0	0	31
vs. Kentucky*	4-10	1-2	2-4	1-5-6	3	11	5	1	0	1	27
Davidson*	3-10	2-8	4-4	0-5-5	1	12	5	3	0	2	29
Harvard*	4-6	1-3	2-2	1-2-3	0	11	0	1	2	2	28
at Pitt*	1-5	0-3	0-0	1-0-1	4	2	1	1	0	0	16
at NC State*	5-12	2-5	3-4	3-7-10	2	15	2	3	0	1	34
Louisville*	4-8	1-4	3-3	2-0-2	1	12	1	3	0	2	30
Notre Dame*	2-5	1-2	0-0	2-2-4	1	5	3	1	0	0	28
at Miami*	6-9	3-5	1-3	2-2-4	2	16	6	0	0	0	34

#25 CALEB ELLIS

Opponent	FG	3FG	FT	REB	PF	PTS	A	TO	B	S	MP
at Wofford				DNP							
at Elon	1-1	0-0	0-1	0-0-0	0	2	0	0	2	0	4
Stanford	0-0	0-0	0-0	0-0-0	0	0	0	0	0	1	1
Tennessee Tech	0-0	0-0	0-0	0-0-0	0	0	1	0	0	1	3
Saint Francis	0-0	0-0	0-0	0-0-0	0	0	0	0	0	0	1
vs. UCLA	0-0	0-0	0-0	0-0-0	0	0	0	0	0	0	1
at Michigan	1-2	0-0	0-0	1-0-1	0	2	0	0	0	0	1
UNCW	0-0	0-0	1-2	0-0-0	0	1	0	0	0	0	2
Gonzaga	0										

#32 LUKE MAYE

Opponent	FG	3FG	FT	REB	PF	PTS	A	TO	B	S	MP
at Wofford*	7-13	2-5	8-9	0-7-7	3	24	4	2	0	0	34
at Elon*	3-9	0-2	2-2	2-8-10	3	8	2	1	0	0	26
Stanford*	5-9	1-3	5-9	1-7-8	1	16	3	1	1	0	26
Tennessee Tech*	6-9	0-2	3-3	3-5-8	2	15	2	2	1	1	20
Saint Francis*	4-11	1-1	2-2	4-7-11	2	11	2	2	1	0	26
vs. Texas*	5-15	1-5	0-0	3-6-9	3	11	0	1	0	0	34
vs. UCLA*	4-10	2-5	6-8	1-7-8	5	16	0	1	0	2	32
at Michigan*	4-12	1-4	2-4	3-12-15	2	11	1	1	0	0	32
UNCW*	5-11	1-2	0-0	3-6-9	4	11	4	2	0	1	22
Gonzaga*	6-10	1-3	7-7	3-13-16	4	20	1	3	0	1	31
vs. Kentucky*	6-13	3-5	1-2	1-5-6	4	16	1	2	1	2	33
Davidson*	3-9	1-3	4-5	2-12-14	1	11	3	1	1	0	28
Harvard*	5-11	1-4	3-4	2-5-7	2	14	2	0	0	0	28
at Pitt*	6-12	1-2	4-4	3-8-11	4	17	2	0	2	0	26
at NC State*	6-13	2-5	7-8	2-9-11	3	21	3	7	0	0	36
Louisville*	3-14	1-6	2-4	4-7-11	3	9	3	0	2	1	36
Notre Dame*	6-19	1-5	1-3	3-7-10	1	14	1	2	0	1	36
at Miami*	7-13	0-2	0-0	2-7-9	4	14	4	2	0	2	28

#42 BRANDON HUFFMAN

Opponent	FG	3FG	FT	REB	PF	PTS	A	TO	B	S	MP
at Wofford				DNP							
at Elon	1-1	0-0	0-0	0-0-0	0	2	0	0	0	0	2
Stanford	0-1	0-0	0-0	0-1-1	0	0	0	0	1	0	2
Tennessee Tech	2-3	0-0	0-0	3-1-4	0	4	0	0	0	0	4
Saint Francis	0-0	0-0	0-0	0-1-1	0	0	0	0	0	0	2
vs. Texas				DNP							
vs. UCLA	0-0	0-0	0-0	0-1-1	0	0	0	0	0	0	1
at Michigan	1-1	0-0	0-0	0-1-1	0	2	0	0	0	0	4
UNCW	3-3	0-0	1-1	3-0-3	2	7	0	0	0	1	6
Gonzaga	0-0	0-0	0-0	0-0-0	0	0	0	0	0	0	1
vs. Kentucky	0-0	0-0	0-0	0-0-0	0	0	0	0	0	0	3
Davidson	0-0	0-0	0-0	0-0-0	0	0	0	0	0	0	1
Harvard	0-0	0-0	0-0	0-1-1	1	0	0	0	0	0	4
at Pitt	0-1	0-0	0-0	0-0-0	0	0	0	0	0	0	2
at NC State				DNP							
Louisville	1-1	0-0	2-3	1-0-1	0	4	0	1	0	0	4
Notre Dame	0-1	0-0	0-0	0-1-1	0	0	0	0	0	0	2
at Miami	0-0	0-0	0-0	0-0-0	0	0	0	0	0	0	0

CAREER HIGHS



#0 – SEVENTH WOODS

Points: 14 vs. Gonzaga (12/15/18)
Field Goals: 6 vs. Gonzaga (12/15/18)
Three-Pointers: 2 vs. Gonzaga (12/15/18)
Free Throws: 4 at Hawai'i (11/18/16), vs. NC State (1/8/17), vs. Notre Dame (1/15/19)
Rebounds: 4 several times
Assists: 8 vs. Tennessee Tech (11/16/18)
Turnovers: 5 vs. Radford (12/4/16)
Blocks: 1 several times
Steals: 4 vs. Saint Francis (11/19/18)

#1 – LEAKY BLACK

Points: 8 at Elon (11/9/18), vs. Stanford (11/12/18)
Field Goals: 4 vs. Stanford (11/12/18)
Three-Pointers: 1 several times
Free Throws: 4 at Elon (11/9/18)
Offensive Rebounds: 2 vs. Texas (11/22/18), at Michigan (11/28/18)
Rebounds: 6 at Elon (11/9/18), vs. Saint Francis (11/19/18)
Assists: 5 at Elon (11/9/18)
Turnovers: 4 vs. Saint Francis (11/19/18)
Blocks: 1 several times
Steals: 2 several times

#2 – COBY WHITE

Points: 33 vs. Texas (11/22/18)
Field Goals: 10 vs. Texas (11/22/18)
Three-Pointers: 7 vs. Texas (11/22/18)
Free Throws: 6 vs. Texas (11/22/18)
Rebounds: 7 vs. Davidson (12/29/18)
Assists: 8 vs. UCLA (11/23/18), at Miami (1/19/19)
Turnovers: 5 vs. Gonzaga (12/15/18), at Pitt (1/5/19), at NC State (1/8/19)
Blocks: 1 twice
Steals: 2 several times

#3 – ANDREW PLATEK

Points: 12 vs. Portland (11/23/17)
Field Goals: 4 vs. Portland (11/23/17)
Three-Pointers: 3 vs. Western Carolina (12/6/17)
Free Throws: 2 vs. UNI (11/10/17), Portland (11/23/17), Western Carolina (12/6/17)
Offensive Rebounds: 2 at Clemson (1/30/18)
Rebounds: 3 several times
Assists: 3 vs. Western Carolina (12/6/17)
Turnovers: 1 several times
Blocks: 2 vs. Tennessee Tech (11/16/18)
Steals: 2 vs. UNCW (12/5/18)

#4 – BRANDON ROBINSON

Points: 11 vs. Saint Francis (11/19/18)
Field Goals: 4 at Davidson (12/1/17), vs. Saint Francis (11/19/18)
Three-Pointers: 3 vs. Notre Dame (1/15/19)
Free Throws: 4 vs. Long Beach State (11/15/16), Monmouth (12/28/16)
Rebounds: 6 vs. Arkansas (11/24/17)
Assists: 4 vs. Chaminade (11/21/16), vs. UCLA (11/23/18), at Miami (1/19/19)
Turnovers: 3 vs. Western Carolina (12/6/17)
Blocks: 2 vs. Chaminade (11/21/16), at NC State (1/8/19)
Steals: 3 at Pitt (1/5/19)

#5 – NASSIR LITTLE

Points: 21 at Elon (11/9/18)
Field Goals: 9 at Elon (11/9/18)
Three-Pointers: 2 at Elon (11/9/18)
Free Throws: 4 vs. Texas (11/22/18), UCLA (11/23/18), UNCW (12/5/18)
Offensive Rebounds: 5 at Elon (11/9/18)
Rebounds: 7 several times
Assists: 3 twice
Turnovers: 3 vs. UNCW (12/5/18)
Blocks: 2 at Wofford (11/6/18)
Steals: 3 at Elon (11/9/18)

#11 – SHEA RUSH

Points: 3 vs. Long Beach State (11/15/16), Northern Iowa (12/21/16), Portland (11/23/17)
Rebounds: 2 vs. Chattanooga (11/13/16), Pitt (2/3/18)
Assists: 2 vs. Western Carolina (12/6/17)

#13 – CAMERON JOHNSON

(denotes set either as Pitt Panther or a Tar Heel)

Points: UNC– 32 at Clemson (1/30/18)
Field Goals: UNC– 10 at Clemson (1/30/18)
Three-Pointers: Pitt– 6 vs. North Carolina (1/31/17), Syracuse (2/11/17); UNC– 6 vs. Clemson (1/16/18), at Clemson (1/30/18), vs. Gonzaga (12/15/18)
Free Throws: UNC– 7 vs. Wofford (12/20/17)
Offensive Rebounds: UNC– 6 vs. Boston College (1/9/18), Duke (2/8/18)
Rebounds: UNC– 13 vs. Duke (2/8/18)
Assists: Pitt– 7 vs. Virginia Tech (2/14/17)
Turnovers: UNC– 5 several times
Blocks: Pitt– 2 vs. SMU (11/17/16), Samford (11/16/14)
Steals: Pitt– 4 vs. North Carolina (2/25/17), at Virginia (3/4/17)

#15 – GARRISON BROOKS

Points: 20 at Wofford (11/6/18)
Field Goals: 9 at Wofford (11/6/18)
Free Throws: 5 at NC State (1/8/19)
Offensive Rebounds: 5 several times
Rebounds: 9 vs. Gonzaga (12/15/18)
Assists: 5 at Pitt (1/5/19), at NC State (1/8/19)
Turnovers: 4 at Davidson (12/1/17)
Blocks: 2 several times
Steals: 3 vs. Pitt (2/3/18), at Elon (11/9/18)

#21 – STERLING MANLEY

Points: 16 vs. Bucknell (11/15/17)
Field Goals: 6 vs. Bucknell (11/15/17), Tennessee Tech (11/16/18)
Free Throws: 4 several times
Offensive Rebounds: 7 vs. Bucknell (11/15/17)
Rebounds: 13 vs. Bucknell (11/15/17)
Assists: 2 at Syracuse (2/21/18)
Turnovers: 4 vs. Texas (11/22/18)
Blocks: 3 vs. Wake Forest (12/30/17)
Steals: 2 vs. Tennessee Tech (11/16/18)

#22 – WALKER MILLER

Points: 3 vs. Western Carolina (12/6/17), Tennessee Tech (11/16/18), Louisville (11/12/19)
Field Goals: 1 several times
Free Throws: 1 several times
Rebounds: 2 vs. Boston College (1/9/18), Tennessee Tech (11/16/18)
Assists: 1 several times

#24 – KENNY WILLIAMS

Points: 20 at Stanford (11/20/17), vs. Duke (2/8/18)
Field Goals: 7 several times
Three-Pointers: 6 at Stanford (11/20/17), vs. Duke (2/8/18)
Free Throws: 6 vs. Michigan State (11/26/17)
Offensive Rebounds: 4 vs. Chattanooga (11/13/16), Monmouth (12/28/16)
Rebounds: 10 at NC State (1/8/19)
Assists: 9 vs. Saint Francis (11/19/18)
Turnovers: 4 vs. UNCW (12/5/18), Gonzaga (12/15/18)
Blocks: 3 vs. Miami (3/8/18)
Steals: 3 several times

#30 – K.J. SMITH

Points: 5 at Elon (11/9/18), vs. UCLA (11/23/18)
Field Goals: 2 at Elon (11/9/18)
Three-Pointers: 1 at Elon (11/9/18), vs. Saint Francis (11/19/18)
Free Throws: 3 vs. UCLA (11/23/18)
Rebounds: 1 vs. Stanford (11/12/18)
Assists: 1 several times
Turnovers: 1 vs. Tennessee Tech (11/16/18)
Blocks: 1 vs. Tennessee Tech (11/16/18)
Steals:

#32 – LUKE MAYE

Points: 33 at NC State (2/10/18)
Field Goals: 15 at NC State (2/10/18)
Three-Pointers: 4 vs. Arkansas (11/24/17), Boston College (1/9/18), Virginia (3/10/18)
Free Throws: 8 at Wofford (11/6/18)
Offensive Rebounds: 8 at NC State (2/10/18)
Rebounds: 18 vs. Boston College (1/9/18)
Assists: 5 several times
Turnovers: 7 at NC State (1/8/19)
Blocks: 4 vs. Tulane (12/3/17)
Steals: 4 at Louisville (2/17/18)

#42 – BRANDON HUFFMAN

Points: 9 vs. Tulane (12/3/17)
Field Goals: 4 vs. Tulane (12/3/17)
Free Throws: 4 at Stanford (11/20/17)
Offensive Rebounds: 3 vs. Portland (11/23/17), Tennessee Tech (11/16/18), UNCW (12/5/18)
Rebounds: 8 vs. Western Carolina (12/6/17)
Assists: 1 vs. Miami (3/8/18)
Turnovers: 2 several times
Blocks: 2 vs. Tulane (12/3/17), Western Carolina (12/6/17)

CAREER STATS



#0 – SEVENTH WOODS

Year	GP-GS	Min.	Ave.	FGM-A	Pct.	3FGM-A	Pct.	FTM-A	Pct.	Off	Def	Reb	Ave.	A	TO	B	S	Pts	Ave.
2016-17	40-0	309	7.7	17-60	.283	2-11	.182	25-41	.610	6	49	55	1.4	49	42	2	21	61	1.5
2017-18	20-0	140	7.0	9-30	.300	0-4	.000	4-5	.800	1	13	14	0.7	20	12	1	6	22	1.1
2018-19	16-1	229	14.3	21-53	.396	3-7	.429	13-20	.650	4	18	22	1.4	44	28	4	19	58	3.6
Totals	76-1	678	8.9	47-143	.329	5-22	.227	42-66	.636	11	80	91	1.2	113	82	7	46	141	1.9

#1 – LEAKY BLACK

Year	GP-GS	Min.	Ave.	FGM-A	Pct.	3FGM-A	Pct.	FTM-A	Pct.	Off	Def	Reb	Ave.	A	TO	B	S	Pts	Ave.
2018-19	18-0	206	11.4	21-44	.477	4-8	.500	6-7	.857	9	32	41	2.3	22	13	4	12	52	2.9

#2 – COBY WHITE

Year	GP-GS	Min.	Ave.	FGM-A	Pct.	3FGM-A	Pct.	FTM-A	Pct.	Off	Def	Reb	Ave.	A	TO	B	S	Pts	Ave.
2018-19	17-17	422	24.8	79-183	.432	33-93	.355	51-63	.810	4	47	51	3.0	66	49	2	13	242	14.2

#3 – ANDREW PLATEK

Year	GP-GS	Min.	Ave.	FGM-A	Pct.	3FGM-A	Pct.	FTM-A	Pct.	Off	Def	Reb	Ave.	A	TO	B	S	Pts	Ave.
2017-18	35-0	264	7.5	27-55	.491	10-27	.370	7-10	.700	15	24	39	1.1	18	10	2	3	71	2.0
2018-19	17-0	66	3.9	8-16	.500	3-7	.429	1-2	.500	2	3	5	0.2	4	5	3	5	20	1.2
Totals	52-0	330	6.3	35-71	.493	13-34	.382	8-12	.667	17	27	44	0.8	22	15	5	8	91	1.8

#4 – BRANDON ROBINSON

Year	GP-GS	Min.	Ave.	FGM-A	Pct.	3FGM-A	Pct.	FTM-A	Pct.	Off	Def	Reb	Ave.	A	TO	B	S	Pts	Ave.
2016-17	37-0	281	7.6	22-64	.344	7-30	.233	18-27	.667	11	32	43	1.2	28	14	3	9	69	1.9
2017-18	35-0	302	8.6	21-56	.375	9-23	.391	10-14	.714	20	28	48	1.4	22	16	5	6	61	1.7
2018-19	17-0	186	10.9	22-42	.524	11-22	.500	7-10	.700	6	15	21	1.2	19	8	3	9	62	3.6
Totals	89-0	769	8.6	65-162	.401	27-75	.360	35-51	.686	37	75	112	1.3	69	38	11	24	192	2.2

#5 – NASSIR LITTLE

Year	GP-GS	Min.	Ave.	FGM-A	Pct.	3FGM-A	Pct.	FTM-A	Pct.	Off	Def	Reb	Ave.	A	TO	B	S	Pts	Ave.
2015-16	18-0	339	18.8	68-135	.504	6-29	.207	36-50	.720	28	49	77	4.3	14	20	9	11	178	9.9

#13 – CAMERON JOHNSON

Year	GP-GS	Min.	Ave.	FGM-A	Pct.	3FGM-A	Pct.	FTM-A	Pct.	Off	Def	Reb	Ave.	A	TO	B	S	Pts	Ave.
2014-15	8-0	115	14.4	13-33	.394	8-23	.348	2-4	.500	2	7	9	1.1	4	4	3	1	36	4.5
2015-16	32-1	374	11.7	52-131	.397	30-80	.375	21-26	.808	13	46	59	1.8	16	15	5	10	155	4.8
2016-17	33-33	1099	33.3	127-284	.447	78-188	.415	60-74	.811	23	126	149	4.5	77	38	11	31	392	11.9
PITT	73-34	1588	21.8	192-448	.429	116-291	.399	83-104	.798	38	179	217	3.0	97	57	19	42	583	8.0

Year	GP-GS	Min.	Ave.	FGM-A	Pct.	3FGM-A	Pct.	FTM-A	Pct.	Off	Def	Reb	Ave.	A	TO	B	S	Pts	Ave.
2017-18	26-20	762	29.3	113-265	.426	47-138	.341	50-59	.847	44	78	122	4.7	60	27	5	18	323	12.4
2018-19	18-18	504	28.0	99-196	.505	44-93	.473	44-56	.786	33	70	103	5.7	38	32	4	23	286	15.9
UNC	44-38	1266	28.8	212-461	.460	91-231	.394	94-115	.817	77	148	225	5.1	38	32	4	23	286	15.9
Totals	117-72	2854	24.3	404-909	.444	207-522	.397	177-219	.808	115	327	442	3.8	195	116	28	83	1192	10.2

#15 – GARRISON BROOKS

Year	GP-GS	Min.	Ave.	FGM-A	Pct.	3FGM-A	Pct.	FTM-A	Pct.	Off	Def	Reb	Ave.	A	TO	B	S	Pts	Ave.
2017-18	37-16	540	14.6	65-123	.528	0-0	–	37-63	.587	61	67	128	3.5	20	33	11	11	167	4.5
2018-19	18-18	364	20.2	58-109	.532	0-0	–	32-47	.681	43	61	104	5.8	23	22	11	10	148	8.2
Totals	55-34	904	16.4	123-232	.530	0-0	–	69-110	.627	104	128	232	4.2	43	55	22	21	315	5.7

#21 – STERLING MANLEY

Year	GP-GS	Min.	Ave.	FGM-A	Pct.	3FGM-A	Pct.	FTM-A	Pct.	Off	Def	Reb	Ave.	A	TO	B	S	Pts	Ave.
2017-18	37-0	369	10.0	73-129	.566	0-0	–	54-78	.692	49	84	133	3.6	11	32	24	2	200	5.4
2018-19	12-0	140	11.7	22-40	.550	0-0	–	9-16	.563	13	38	51	4.3	3	12	8	3	53	4.4
Totals	49-0	509	10.4	95-169	.562	0-0	–	63-94	.670	62	122	184	3.8	14	44	32	5	253	5.2

#24 KENNY WILLIAMS

Year	GP-GS	Min.	Ave.	FGM-A	Pct.	3FGM-A	Pct.	FTM-A	Pct.	Off	Def	Reb	Ave.	A	TO	B	S	Pts	Ave.
2015-16	30-0	122	4.1	8-22	.364	1-13	.077	6-6	1.000	4	7	11	0.4	6	1	0	3	23	0.8
2016-17	26-22	617	23.7	58-139	.417	27-80	.338	19-30	.633	34	52	86	3.3	56	30	8	23	162	6.2
2017-18	37-36	1149	31.1	156-321	.486	72-179	.402	38-54	.704	39	97	136	3.7	88	40	18	38	422	11.4
2018-19	18-18	495	27.5	55-135	.407	21-73	.288	30-38	.789	16	44	60	3.3	71	31	5	17	161	8.9
Totals	111-76	2383	21.5	277-617	.449	121-345	.351	93-128	.727	93	200	293	2.6	222	102	31	81	768	6.9

#32 LUKE MAYE

Year	GP-GS	Min.	Ave.	FGM-A	Pct.	3FGM-A	Pct.	FTM-A	Pct.	Off	Def	Reb	Ave.	A	TO	B	S	Pts	Ave.
2015-16	33-0	178	5.4	15-40	.375	2-7	.286	6-14	.429	24	30	54	1.6	7	10	3	3	38	1.2
2016-17	35-1	497	14.2	78-163	.479	16-40	.400	22-38	.579	58	80	138	3.9	41	30	7	15	194	5.5
2017-18	37-37	1193	32.2	251-516	.486	50-116	.431	73-117	.624	113	260	373	10.1	88	69	38	36	625	16.9
2018-19	18-18	535	29.7	91-213	.427	20-64	.313	57-74	.770	42	138	180	10.0	38	30	9	11	259	14.4
Totals	123-56	2403	19.5	435-932	.467	88-227	.388	158-243	.650	237	508	745	6.1	174	139	57	65	1116	9.1

2018-19 HIGHS AND LOWS



CAROLINA	High	Low
Field Goals	45 at Elon	20 vs. Louisville (H)
Field Goal Attempts	87 at Elon	58 vs. Louisville (H)
FG Percentage	.554 vs. Tennessee Tech (41x74)	.345 vs. Louisville (H) (20x58)
FG Percentage in a Half	.600, 1st half vs. Stanford (21x35); 2nd half at Miami (18x30)	.308, 2nd half vs. Louisville (H) (8x26)
3-Point Field Goals	13 vs. Gonzaga	3 vs. Louisville (H)
3-Point Attempts	29 vs. Texas	13 vs. Stanford
3-Point Percentage (min. 10 att.)	.520 vs. Gonzaga (13x25)	.136 vs. Louisville (H) (3x22)
Free Throws Made	23 vs. Saint Francis	8 at Michigan
Free Throw Attempts	28 vs. UCLA, UNCW	13 at Michigan
FT Pct. (min. 10 att.)	.884 vs. Harvard (19x22)	.600 vs. Notre Dame (12x20)
Offensive Rebounds	24 at Elon	5 vs. Kentucky
Defensive Rebounds	40 vs. Davidson	18 vs. Louisville (H)
Total Rebounds	60 at Elon	31 vs. Louisville (H)
Rebound Margin	+30 vs. Tennessee Tech (54-24)	-11 vs. Kentucky (33-44)
Assists	29 vs. Tennessee Tech	13 vs. Texas, at Michigan, vs. Louisville (H)
Turnovers	23 vs. Gonzaga, at NC State	6 vs. UCLA
Blocked Shots	8 vs. Tennessee Tech	1 at Michigan, at Miami
Steals	16 vs. Tennessee Tech	2 at Michigan
Points	116 at Elon	62 vs. Louisville (H)
Points in a Half	63, 1st at Elon	28, 2nd vs. Louisville (H)
Scoring Margin	+50 vs. Tennessee Tech (108-58)	-21 vs. Louisville (H) (62-83)

OPPONENTS	High	Low
Field Goals	32 by Gonzaga	19 at Pitt
Field Goal Attempts	73 at NC State	54 at Michigan, by Harvard, by Louisville (H)
FG Percentage	.574 at Michigan (31x54)	.299 by Davidson (20x67)
FG Percentage in a Half	.625, 2nd by Texas (15x24)	.161, 2nd at Elon (5x31)
3-Point Field Goals	11 by Texas, at Michigan, by Louisville (H)	2 at Pitt
3-Point Attempts	38 by Davidson	19 at Pitt
3-Point Percentage (min. 10 attempts)	.500 at Michigan (11x22)	.105 at Pitt (2x19)
Free Throws Made	20 by Saint Francis, at Pitt	7 by Harvard
Free Throw Attempts	32 at Pitt	11 at Wofford, by Davidson
FT Pct. (min. 10 att.)	.909 at Wofford (10x11), by Davidson (10x11)	.478 at Michigan (11x23)
Offensive Rebounds	16 at Pitt	2 at Michigan
Defensive Rebounds	32 by Kentucky	15 by Tennessee Tech
Total Rebounds	46 at Pitt	21 by Gonzaga
Assists	24 by Kentucky	7 at Pitt
Turnovers	25 by UNCW	7 at Michigan
Blocked Shots	8 by Kentucky, Harvard, at NC State, Notre Dame	1 by UNCW, Louisville (H)
Steals	13 by Saint Francis, Gonzaga	2 at Elon, by Notre Dame
Points	92 by Texas	57 by Harvard
Points in a Half	51, 2nd by Gonzaga	22, 2nd at Elon

INDIVIDUAL BESTS	NORTH CAROLINA	OPPONENTS
Points	33 by Coby White vs. Texas	32 by Kerwin Roach II, Texas
Field Goals	10 by Coby White vs. Texas	12 by Kerwin Roach II, Texas
Field Goal Attempts	19 by Luke Maye vs. Notre Dame	23 by Fletcher Magee at Wofford
Field Goal Percentage (min. 10 att.)	.692 by Nassir Little at Elon (9x13)	.800 by Kerwin Roach II, Texas (12x15)
3-Point Field Goals	7 by Coby White vs. Texas	5 by Jordan Poole at Michigan
		5 by Josh Perkins, Gonzaga
		5 by Braxton Beverly at NC State
		5 by Jordan Nwora, Louisville (H)
3-Field Goal Attempts	10 by Coby White vs. Texas, at Pitt	16 by Fletcher Magee at Wofford
3-Point Field Goal Pct (min. 5 made)	.750 by Cameron Johnson vs. Gonzaga (6x8)	.714 by Braxton Beverly at NC State (5x7)
Free Throws Made	8 by Luke Maye at Wofford	10 by Trey McGowens at Pitt
Free Throw Attempts	9 by Luke Maye at Wofford, vs. Stanford	16 by Trey McGowens at Pitt
Free Throw Percentage (min. 5 made)	1.000 by Luke Maye vs. Gonzaga (7x7)	.900 by Andre Wolford, Saint Francis (9x10)
Offensive Rebounds	5 by Cameron Johnson at Wofford	4 by Keve Aluma at Wofford
	5 by Garrison Brooks at Elon, vs. Texas, Gonzaga, Notre Dame	4 by Cameron Jackson at Wofford
	5 by Nassir Little at Elon	4 by Micaiah Henry, Tennessee Tech
		4 by Au'Diese Toney at Pitt
Defensive Rebounds	13 by Luke Maye vs. Gonzaga	16 by John Mooney, Notre Dame
Total Rebounds	16 by Luke Maye vs. Gonzaga	19 by John Monney, Notre Dame
Assists	9 by Kenny Williams vs. Saint Francis	9 by Jaylen Hands, UCLA
Turnovers	7 by Luke Maye at NC State	6 by Jr. Clay, Tennessee Tech
		6 by Josh Perkins, Gonzaga
Blocked Shots	2 by Nassir Little at Wofford	5 by Jon Teske at Michigan
	2 by Caleb Ellis at Elon	
	2 by Andrew Platek vs. Tennessee Tech	
	2 by Garrison Brooks vs. UCLA, Gonzaga	
	2 by Sterling Manley vs. UNCW	
	2 by Kenny Williams vs. Harvard	
	2 by Luke Maye at Pitt, vs. Louisville (H)	
	2 by Brandon Robinson at NC State	
Steals	4 by Seventh Woods vs. Saint Francis	8 by Ashton Hagans, Kentucky
Minutes Played	36 by Luke Maye at NC State, vs. Louisville (H), Notre Dame	38 by Josh Perkins, Gonzaga
		38 by Reid Travis, Kentucky
		38 by Dwayne Sutton, Louisville (H)

MISCELLANEOUS STATS



Games as Leading Scorer

	Season/Career
Luke Maye	4/20
Cameron Johnson	8/11
Coby White	5/5
Kenny Williams	1/5
Nassir Little	1/1

Games as Leading Rebounder

	Season/Career
Luke Maye	15/42
Cameron Johnson	2/4
Garrison Brooks	2/3
Sterling Manley	1/3
Kenny Williams	0/2
Nassir Little	1/1

Games as Leading in Assists

	Season/Career
Kenny Williams	6/10
Coby White	7/7
Cameron Johnson	2/6
Seventh Woods	3/5
Luke Maye	1/5
Garrison Brooks	2/2
Leaky Black	1/1
Brandon Robinson	0/1

Double-Doubles

	Season/Career
Luke Maye	7/25
Cameron Johnson (career includes one double-double at Pitt)	1/4
Kenny Williams	1/1
Sterling Manley	0/1

Double-Figure Scoring Games

	Season/Career
Cameron Johnson (career includes 24 times at Pitt)	17/60
Luke Maye	16/51
Coby White	12/12
Kenny Williams	11/43
Nassir Little	10/10
Garrison Brooks	5/10
Sterling Manley	2/6
Brandon Robinson	1/2
Andrew Platek	0/2
Seventh Woods	1/1

30-Point Games

	Season/Career
Luke Maye	0/3
Coby White	1/1
Cameron Johnson	0/1

20-Point Games

	Season/Career
Luke Maye	3/16
Cameron Johnson (career includes five times at Pitt)	5/13
Coby White	2/2
Kenny Williams	0/2
Garrison Brooks	1/1
Nassir Little	1/1

10-Rebound Games

	Season/Career
Luke Maye	9/30
Cameron Johnson (career includes one at Pitt)	1/4
Sterling Manley	1/3
Kenny Williams	1/1

30-Point/15-Rebound Games

	Season/Career
Luke Maye	0/2

30-Point/10-Rebound Games

	Season/Career
Luke Maye	0/3

20-Point/10 Rebound Games

	Season/Career
Luke Maye	2/10

Carolina's Largest Win: 50 vs. Tennessee Tech (108-58)

Carolina's Largest Loss: 21 vs. Louisville (62-83)

Carolina's Largest Lead in a Win: 50 vs. Tennessee Tech (won 108-58)

Carolina's Largest Lead in a Loss: 13 vs. Texas (led 17-4, lost 89-92)

Carolina's Largest Deficit: 22 at Michigan (trailed several times, lost 67-84) and vs. Louisville (trailed several times by 22, lost 62-83)

Carolina's Largest Deficit Overcome to Win: 11 vs. UCLA (trailed several times by 11, last time at 21-32 with 7:23 to play in the first half, won 94-78)

Carolina's Largest Halftime Lead: 26 vs. Stanford (led 52-26, won 90-72)

Carolina's Largest Halftime Deficit: 9 vs. Kentucky (trailed 31-40, lost 72-80) and vs. Louisville (trailed 34-43, lost 62-83)

Carolina's Largest Halftime Deficit Overcome to Win: 5 vs. UCLA (trailed 41-46, won 94-78)

Carolina's Largest Halftime Lead in a Loss:

CAROLINA'S RECORD IN 2018-19 WHEN:

Cameron Johnson leads the team in scoring	7-1
Luke Maye leads the team in scoring	4-0
Coby White leads the team in scoring	3-2
Kenny Williams leads the team in scoring	0-1
Five or more players score in double figures	7-0
Four players score in double figures	5-2
Three players score in double figures	2-1
Two players score in double figures	0-1
Garrison Brooks scores in double figures	4-1
Cameron Johnson does not score in double figures	0-1
Nassir Little scores in double figures	9-1
Nassir Little does not score in double figures	5-3
Luke Maye does not score in double figures	1-1
Kenny Williams scores in double figures	8-3
Kenny Williams does not score in double figures	6-1
Coby White scores in double figures	10-2
Coby White does not score in double figures	3-2
Johnson, Maye and Williams score in double figures	8-1
Little and White score in double figures	7-1
Cameron Johnson makes multiple three-pointers	12-1
Cameron Johnson makes three or more three-pointers	7-0
Luke Maye makes multiple three-pointers	3-1
Kenny Williams makes multiple three-pointers	5-1
Coby White makes multiple three-pointers	6-1
Luke Maye has a double-double	6-1
Luke Maye has 10 or more rebounds	7-2
Coby White leads the team in assists	6-1
Coby White has four or more assists	8-1
Kenny Williams leads the team in assists	4-2
Kenny Williams has four or more assists	8-2
Seventh Woods leads the team assists	3-0

POINTS PER POSSESSION



Opponent	FIRST HALF			SECOND HALF			TOTALS		
	Pts	Poss	PPP	Pts	Poss	PPP	Pts	Poss	PPP
UNC (W)	33	41	.80	45	38	1.18	78	79	.99
at Wofford	26	41	.63	41	38	1.08	67	79	.85
UNC (W)	63	53	1.19	53	53	1.00	116	103	1.09
at Elon	45	42	1.07	22	50	.44	67	92	.73
UNC (W)	52	45	1.16	38	48	.79	90	93	.97
Stanford	26	39	.67	46	50	.92	72	89	.81
UNC (W)	50	46	1.09	58	53	1.09	108	99	1.09
Tenn. Tech	26	44	.59	32	47	.68	58	91	.64
UNC (W)	52	50	1.04	49	45	1.09	101	95	1.06
Saint Francis	36	50	.72	40	46	.87	76	96	.79
UNC (L)	42	50	.84	47	46	1.02	89	96	.93
vs. Texas	43	47	.91	49	41	1.20	92	88	1.05
UNC (W)	41	42	.98	53	41	1.29	94	83	1.13
vs.UCLA	46	43	1.07	32	42	.76	78	85	.92
UNC (L)	35	37	.95	32	45	.71	67	82	.82
at Michigan	39	38	1.03	45	34	1.32	84	72	1.17
UNC (W)	44	46	.96	53	56	.95	97	102	.95
UNCW	35	46	.76	34	50	.68	69	96	.72
UNC (W)	53	47	1.13	50	51	.98	103	98	1.05
Gonzaga	39	43	.91	51	46	1.11	90	89	1.01
UNC (L)	31	45	.69	41	43	.95	72	88	.82
vs. Kentucky	40	49	.82	40	44	.91	80	93	.86
UNC (W)	39	44	.89	43	43	1.00	82	87	.94
Davidson	28	41	.68	32	44	.73	60	85	.71
UNC (W)	41	42	.98	36	41	.88	77	83	.93
Harvard	31	39	.79	26	43	.61	57	82	.70
UNC (W)	45	46	.98	40	47	.85	85	93	.91
at Pitt	23	44	.52	37	47	.79	60	91	.66
UNC (W)	47	54	.87	43	45	.96	90	99	.91
at NC State	42	50	.84	40	45	.89	82	95	.86
UNC (L)	34	40	.85	28	45	.62	62	85	.73
Louisville	43	40	1.08	40	41	.98	83	81	1.02
UNC (W)	33	44	.75	42	44	.95	75	88	.85
Notre Dame	36	41	.88	33	38	.87	69	79	.87
UNC (W)	37	41	.90	48	41	1.17	85	82	1.04
at Miami	37	38	.97	39	37	1.05	76	75	1.01
UNC									
Virginia Tech									
UNC									
at GA Tech									
UNC									
at Louisville									
UNC									
NC State									
UNC									
Miami									
UNC									
Virginia									
UNC									
at W. Forest									
UNC									
at Duke									
UNC									
Fla. State									
UNC									
Syracuse									
UNC									
at Clemson									
UNC									
at BC									
UNC									
Duke									
UNC Totals	772	813	.95	799	825	.97	1571	1635	.96
Oppt.Totals	641	775	.83	679	783	.87	1320	1558	.85

UNC POINTS PER POSSESSION

High/Game: 1.13 vs. UCLA
Low/Game: .73 vs. Louisville
High/Half: 1.29, second half vs. UCLA
Low/Half: .62, 2nd half vs. Louisville
UNC's Average Number of Possessions: 90.8
Most Possessions: 103 at Elon

OPPONENTS POINTS PER POSSESSION

High/Game: 1.17 at Michigan
Low/Game: .64 by Tennessee Tech
High/Half: 1.32, second half at Michigan
Low/Half: .44, second half at Elon
Opponents Average Number of Possessions: 87.6
Most Possessions: 96 by Saint Francis and UNCW

UNC COACHES' DEFINITION OF POSSESSIONS

Field goal attempts (two-pointers and three-pointers)
 + trips to free throw line for 1&1 or two-shot/three-shot opportunities
 (note: trips, not number of shot attempts)
 + turnovers
 = total possessions

MISCELLANEOUS STATS, LINEUPS



GAME	UNC Leading Scorer	UNC Leading Rebounder	UNC Leader in Assists	2nd Chance Points	Pts Off Turnovers	Fastbreak Points	Points in the Paint	Bench Points
at Wofford, W, 78-67	Maye 24	Johnson 8	Williams 5	12-18	10-13	9-5	36-26	9-9
at Elon, W, 116-67	Johnson, Little 21	Maye 10	Black, Woods 5	29-10	22-7	16-0	56-22	65-16
Stanford, W, 90-72	Johnson 17	Brooks, Maye 8	White, Williams, Woods 4	10-11	22-13	17-8	44-38	24-15
Tennessee Tech, W, 108-58	Maye 15	Maye 8	Woods 8	30-11	22-14	29-8	64-36	55-17
St. Francis (Pa.), W, 101-76	Johnson 20	Maye 10	Williams 9	14-11	29-22	20-9	42-24	41-9
vs. Texas, L, 89-92	White 33	Maye 9	Williams 5	19-10	19-31	2-6	30-34	18-21
vs. UCLA, W, 94-78	White 19	Maye 8	White 8	16-15	18-11	10-5	40-31	28-25
at Michigan, L, 67-84	White 12	Maye 15	White 4	10-5	6-18	8-7	26-38	18-10
UNCW, W, 97-69	Johnson 21	Manley 10	Williams 8	16-6	34-12	18-6	50-16	40-20
Gonzaga, W, 103-90	Johnson 25	Maye 16	White 6	27-0	15-29	9-24	24-46	25-13
vs. Kentucky, L, 72-80	Johnson 17	Brooks 8	Williams 5	10-12	16-23	20-19	32-32	13-6
Davidson, W, 82-60	Johnson 17	Maye 14	White 7	8-6	15-16	6-6	32-18	24-11
Harvard, W, 77-57	Maye 14	Little, Maye 7	White 4	11-4	21-9	15-2	34-26	19-25
at Pittsburgh, W, 85-60	White 22	Maye 11	Brooks 5	15-8	20-9	11-9	36-30	20-17
at NC State, W, 90-82	Maye 21	Johnson, Maye 11	Brooks, Johnson 5	11-8	11-20	15-17	30-44	9-43
Louisville, L, 62-83	Williams 12	Maye 11	Maye 3	15-7	13-19	4-4	26-32	22-30
Notre Dame, W, 75-69	White 17	Maye 10	Johnson 6	11-10	5-7	4-2	32-26	24-12
at Miami, W, 85-76	Johnson 22	Maye 9	White 8	14-10	13-10	6-5	32-32	14-8
Virginia Tech								
at Georgia Tech								
at Louisville								
NC State								
Miami								
Virginia								
at Wake Forest								
at Duke								
Florida State								
Syracuse								
at Clemson								
at Boston College								
Duke								
TOTALS				278-162	311-283	219-142	666-541	468-307
Averages				15.4-9.0	17.3-15.7	12.2-7.9	37.0-30.1	26.0-17.1

GAME-BY-GAME STARTERS/DEFENSIVE PLAYERS OF THE GAME

Game	1	2	3	4	5	Record w/Lineup	Defensive Player of Game
at Wofford	White	Williams	Johnson	Maye	Brooks	1-0	Williams (1/16)
at Elon	White	Williams	Johnson	Maye	Brooks	2-0	White (1/1)
Stanford	White	Williams	Johnson	Maye	Brooks	3-0	none
Tennessee Tech	White	Williams	Johnson	Maye	Brooks	4-0	Brooks (1/9), Johnson (1/1)
Saint Francis	White	Williams	Johnson	Maye	Brooks	5-0	Brooks (2/10)
vs. Texas	White	Williams	Johnson	Maye	Brooks	5-1	none
vs. UCLA	White	Williams	Johnson	Maye	Brooks	6-1	Maye (1/9)
at Michigan	White	Williams	Johnson	Maye	Brooks	6-2	none
UNCW	Woods (1/1)	Williams	Johnson	Maye	Brooks	1-0	Brooks (3/11)
Gonzaga	White	Williams	Johnson	Maye	Brooks	7-2	Brooks (4/12)
vs. Kentucky	White	Williams	Johnson	Maye	Brooks	7-3	none
Davidson	White	Williams	Johnson	Maye	Brooks	8-3	White (2)
Harvard	White	Williams	Johnson	Maye	Brooks	9-3	Black (1)
at Pittsburgh	White	Williams	Johnson	Maye	Brooks	10-3	Maye (2/10)
at NC State	White	Williams	Johnson	Maye	Brooks	11-3	Brooks (5/13)
Louisville	White	Williams	Johnson	Maye	Brooks	11-4	none
Notre Dame	White	Williams	Johnson	Maye	Brooks	12-4	White (3)
at Miami	White (17)	Williams (18/76)	Johnson (18/72)	Maye (18/56)	Brooks (18/34)	13-4	White (4)
Virginia Tech							
at Georgia Tech							
at Louisville							
NC State							
Miami							
Virginia							
at Wake Forest							
at Duke							
Florida State							
Syracuse							
at Clemson							
at Boston College							
Duke							

number of season/career starts in parentheses (Johnson started 34 games at Pitt)

number of defensive player of the game awards this season and career in parentheses

LAST TIME IT HAPPENED



Won by 30 on the road: 49– UNC 116, Elon 67, 11/9/18
Won by 30 at a neutral site: 39–UNC 103, Texas Southern 64, 3/17/17 in Greenville, S.C.
Won by 40 at a neutral site: 43– UNC 104, Chaminade 61, 11/21/16 in Maui
Won by 50: 50– UNC 108, Tennessee Tech 58, 11/16/18
Won by more than 50: 51– UNC 107, NC State 56, 1/8/17
Won by 60: 68– UNC 116, UNC Asheville 48, 11/30/08
Lost by 20 at home: 21– Louisville 83, UNC 62, 1/12/19
Lost by 25 at home: 29– Duke 87, UNC 58, 1/31/02
Lost by 30: 33– Florida State 90, UNC 57, 1/14/12
Lost by 30 at home: 35– Duke 104, UNC 69, 2/29/63
Played overtime: lost, 91-95, vs. NC State, 1/27/18
Played 2 OT: beat Clemson, 103-93, 2/10/08
Played 3 OT: lost to Wake Forest, 114-119, 12/20/03
Played 4 OT: won at Tulane, 113-106, 2/14/76
Played as the No. 1 team in AP poll: lost at Northern Iowa, 67-71, 11/21/15
Beat AP No. 1: won at Michigan State, 79-65, 12/4/13
Lost to AP No. 1: vs. Virginia, 63-71, 3/10/18 in Brooklyn
Beat AP Top-5 opponent: beat #4 Gonzaga, 103-90, 12/15/18
Beat AP Top-10 opponent on the road: won at #1 Michigan State, 79-65, 12/4/13
Beat AP-ranked opponent on the road: beat #15 NC State, 90-82, 1/8/19
Lost to unranked opponent as AP-ranked team: #12 UNC lost to Louisville, 62-83, 1/12/19
Lost to unranked opponent as Top-5 AP-ranked team: #5 UNC lost to Wofford, 75-79, 12/20/17
Lost to unranked opponent as Top-10 AP-ranked team: #7 UNC lost to Texas, 89-92, 11/22/18 in Las Vegas

CAROLINA SCORING

30 points: Coby White (33) vs. Texas, 11/22/18 in Las Vegas
Consecutive 30 pts: Antawn Jamison (35 vs. Duke, 2/5/98; 31 at Georgia Tech, 2/8/98)
30 points/consecutive games by different players: Luke Maye (31) vs. NC State, 1/27/18; Cameron Johnson (32) at Clemson, 1/30/18
35 points: Brice Johnson (39) at Florida State, 1/4/16
40 points: Harrison Barnes (40) vs. Clemson, 3/12/11 in Greensboro
20 points/1st half: Coby White (20) vs. Texas, 11/22/18 in Las Vegas
20 points/2nd half: Joel Berry II (25) vs. Miami, 2/27/18
25 points/half: Joel Berry II (25) 2nd half vs. Miami, 2/27/18
More than 25 points/half: Luke Maye (27 in 2nd half) at NC State, 2/10/18
30 points after halftime: Marcus Paige (31– 21 in 2nd, 10 in OT) at NC State, 2/26/14
10 points in OT: 11 by Marcus Paige at NC State, 2/26/14
Two players scored 25: Cameron Johnson (32) and Joel Berry II (27) at Clemson, 1/30/18
Two players scored 30: Brice Johnson (39), Marcus Paige (30) at Florida State, 1/4/16
Three players scored 20: Joel Berry II (26), Isaiah Hicks (22), Justin Jackson (22) vs. Florida State, 1/14/17
25 points/two straight games: Brice Johnson (25 vs Tulane, 12/16/15, and 27 vs. UCLA, 12/19/15 in Brooklyn)
25 points/three straight games: Tyler Hansbrough (32 at NC State, 2/20/08; 29 vs. Wake Forest, 2/24/08; 25 at Boston College, 3/1/08)
Players on both teams scored 30 points: 33 by Coby White, 32 by Kerwin Roach II, Texas, 11/22/18 in Las Vegas
Out-scored opponents in a half: Reggie Bullock (21-20 in 1st) vs. Maryland, 1/19/13
Scored UNC's first 14 points: Kenny Williams at Stanford, 11/20/17
Scored 20 points in less than 10 minutes: Kenny Williams in the first 9:03 at Stanford, 11/20/17
No starter in double figures: vs. Rutgers, 12/28/10
One player in double figures: Theo Pinson (16) vs. Michigan State, 11/26/17
Two players in double figures: Kenny Williams (12), Cameron Johnson (10) vs. Louisville, 1/12/19
Non-starter scored 20 points: Cameron Johnson (20) vs. Miami, 2/27/18
Six in double figures: vs. Tennessee Tech, 11/16/18
Eight in double figures: vs. Saint Francis, 1/2/11
Nine in double figures: Kevin Madden (17), Ranzino Smith (17), Warren Martin (15), Steve Bucknall (12), Joe Wolf (10), Steve Hale (10), Brad Daugherty (10), Jeff Lebo (10) & Kenny Smith (10) vs. Manhattan, 12/27/85, in Miami, Fla.
UNC scored 100 points/road game: 116 at Elon, 11/9/18
UNC scored 100 points/ACC road game: 106 at Florida State, 1/4/16
UNC scored 100 points/consecutive ACC games: 114 vs. Wake Forest, 12/20/03 and 103 vs. Georgia Tech, 1/11/04
UNC scored 100 points/3 consecutive games: 107 vs. Cleveland State, 12/30/04; 105 vs. William & Mary, 1/2/05; 109 vs. Maryland, 1/8/05
UNC scored 100 points/loss: 100 vs. Kentucky, 12/17/16 in Las Vegas
UNC scored 100 points/loss vs. top 5 AP ranked team: 103 vs. #4 Gonzaga, 12/15/18
Both teams scored 100: Kentucky 103, UNC 100, 12/17/16 in Las Vegas
UNC scored 50 points/both halves: vs. Gonzaga, 12/15/18 (53 and 50)
UNC scored 60 points/half: 63, 1st half at Elon, 11/9/18
UNC scored 65 points/half: 65, 2nd half at Florida State, 1/4/16
UNC scored 70 points/half: 77, 1st half vs. VMI, 12/17/94
UNC scored 50 points/half in a loss: 52 (2nd half) vs. Miami, 2/27/18
UNC scored less than 50 points/game: 49 at Virginia, 1/6/18
UNC scored less than 20 points/half: 18 (1st) vs. NC State, 2/24/15

UNC scored less than 25 points/each half: 23 and 22 vs. Michigan State, 11/26, 17 in Portland, Ore.
UNC scored less than 30 points/each half: 28 and 21 at Virginia, 1/6/18
UNC scored less than 30 points/half in a win: 29 (2nd) at Notre Dame, 1/13/18
UNC scored less than 20 points in one half and 50 in the other: 18 (1st) and 53 (2nd) vs. Butler, 11/20/12, in Maui
UNC scored 25 straight points: 25-0 run vs. NC State, 1/12/08 (1st half)
UNC scored more than 20 straight points: 22 vs. NC State, 1/8/17
UNC scored 20 straight points: vs. Western Carolina, 12/6/17
UNC scored 10 or more points to begin game: 12-0 at NC State, 1/8/19
UNC scored 10 or more points to end game: 13-0 vs. Miami in Brooklyn, 3/8/18
UNC did not score a field goal in the last 5:00 in a win: none in last 5:32 vs. Duke, 3/9/18

CAROLINA FIELD GOAL SHOOTING

Made every FG attempt (min. 10): Jeff McInnis, 10x10 vs. Cincinnati, 12/3/94, in Charlotte
Missed every FG attempt (min. 10): Harrison Barnes, 0x12 vs. Minnesota, 11/19/10, in San Juan
Made 10 or more consecutive: 16 by Brice Johnson vs. UCLA (11), 12/19/15 in Brooklyn, and Appalachian State (5), 12/21/15 (ties UNC record)
UNC shot 70 percent/half: 78.1 (25x32) at NC State, 2/10/18
UNC shot 80 percent/half: 85.7 (24x28), 2nd vs. Old Dominion, 12/1/92
UNC shot 60 pct/both halves: 67.9 (19x28), 63.3 (19x30) vs. Tulane, 12/3/17
UNC shot 60 percent/game: 65.5 (38x58) vs. Tulane, 12/3/17
UNC shot 60 percent/consecutive games: 60.6 (43x71) vs. Mount St. Mary's, 3/21/08, and 67.7 (44x65) vs. Arkansas, 3/23/08, both in Raleigh
UNC shot 70 percent/game: 70.9 (39x55) vs. ODU, 11/23/07 in Las Vegas
UNC shot under 25 percent/half: 23.3 (7x30), 1st vs. Michigan State, 11/26/17 in Portland, Ore.
UNC shot under 30 percent/both halves: 23.3 (7x30) and 25.8 (8x31) vs. Michigan State, 11/26/17 in Portland, Ore.
UNC shot under 25 percent/game: 24.6 (15x61) vs. Michigan State, 11/26/17 in Portland, Ore. (lowest all-time)
UNC shot under 30 percent/game: 29.6 (16x54) at Virginia, 1/6/18
UNC shot under 30 percent/half and won: 28.2 (11x39) 2nd half at Duke, 3/5/16
UNC shot under 40 percent/game and won: 39.7 (27x68) vs. Notre Dame, 1/15/19
UNC shot under 40 percent/both halves and won: 38.7 and 36.7 vs. Davidson, 12/7/16
UNC shot 50 percent/game or better and lost: 54.4 (31x57) vs. Miami, 2/27/18
UNC shot 50 percent/both halves and lost: 55.2 (16x29) & 53.6 (15x28) vs. Miami, 2/27/18
UNC made nine or more consecutive attempts to begin a half: 9 vs. Portland, 11/23/17 in Portland, Ore.
UNC missed 10 or more consecutive attempts to begin a half: 13 vs. Miami in Brooklyn, 3/8/18
Both teams shot 60 percent in the second half: UNC (78.1, 25x32) and NC State (60.0, 21x35), 2/10/18 in Raleigh
UNC shot under 30 percent in the first half and over 60 in the second: at Clemson, 1/30/18 (29.4 in the first and 64.3 in the second)

CAROLINA THREE-POINTERS

6 three-pointers in a half: Kenny Williams (1st) at Stanford, 11/20/17
6 three-pointers in a game: Kenny Williams vs. Duke, 2/8/18
7 three-pointers: Coby White vs. Texas, 11/22/18 in Las Vegas
8 three-pointers: Rashad McCants vs. Clemson, 3/2/04
Two players made at least 5: Kenny Williams (6) and Joel Berry II (5) at Stanford, 11/20/17
Seven players made a 3FG: vs. Ohio State, 12/23/17 in New Orleans
Shot 100 percent (min. 5 att.): Marcus Paige (5x5) at NC State, 1/14/15
UNC made 15: 15 vs. Clemson, 1/16/18
UNC attempted 30: 31 vs. Texas A&M, 3/18/18 in Charlotte
UNC did not make a three-pointer: 0 vs. Princeton, 12/13/97 (762 consecutive games with at least one three-pointer through Miami)
UNC shot 70 percent (min. 20 att.): 72.7 (16x22) vs. Western Carolina, 12/6/17
UNC shot 60 percent and lost: 64.7 (11x17) vs. Villanova, 4/4/16 in Houston
UNC shot less than 10 percent: 5.6 (1x18) vs. Michigan State, 11/26/17 in Portland, Ore. (lowest all-time)
Made more 3FGs than 2FGs: vs. Clemson, 1/16/18 (made 15 3FGs and 11 2FGs)
Attempted more 3FGs than 2FGs: vs. Clemson, 1/16/18 (attempted 31 3FGs and 20 2FGs)
Made less than five and won: 4 vs. Gonzaga, 4/3/17 in Phoenix
Made 10 or more and lost: 11 vs. Texas, 11/22/18 in Las Vegas

CAROLINA FREE THROWS

Made 20 or more: 20 by Tyler Zeller vs. Maryland, 2/29/12
Attempted 20 or more: 23 by Tyler Zeller vs. Maryland, 2/29/12
10 for 10 or better: 10x10 by Theo Pinson vs. Ohio State, 12/23/17 in New Orleans
Made 30 or more in a row: 31 by Marcus Paige, 2013-14
Missed every attempt (min. 5): Desmond Hubert (0x6) vs. Duke, 2/20/14
UNC shot 100 percent (min. 10 att): vs. Wisconsin, 11/23/16 in Maui (12x12)
UNC shot under 50 percent: 45.5 (10x22) vs. Notre Dame, 3/3/14
UNC made 30 free throws: 33 (attempted 46) vs. Monmouth, 12/28/16
UNC made 40 free throws: 41 (attempted 59) vs. Clemson, 1/28/98

UNC made less than five FTs: 4 at Duke, 3/3/18
UNC missed 20 free throws: 23 (24x47) vs. Texas, 12/18/13
UNC missed 25 free throws: 26 (22x48) vs. Belmont, 11/17/13
UNC attempted 50 free throws: 50 (made 36) vs. Maryland, 2/15/04
UNC attempted less than five FTs: 4 vs. George Mason, 3/19/06, in Dayton, Ohio
Made more free throws than field goals: vs. Wofford, 12/20/17 (20 FGs, 28 FTs)
Did not attempt a free throw in a half: 1st half vs. Virginia Tech, 1/18/15
Did not make a free throw in a half: 2nd half at Duke, 3/3/18 (0 for 1)

CAROLINA REBOUNDS

15 or more: 16 by Luke Maye vs. Gonzaga, 12/15/18
17: by Luke Maye at NC State, 2/10/18
18: by Luke Maye vs. Boston College, 1/9/18
15 in consecutive games: Brice Johnson 19 vs. Duke, 2/17/16; 15 vs. Miami, 2/20/16
20 rebounds: 21 by Brice Johnson at Duke, 3/5/16
30 rebounds: 30 by Rusty Clark vs. Maryland, 2/21/68
10 offensive: 10 by Kennedy Meeks at Clemson, 1/3/17
10 or more in a half: 10 by Luke Maye vs. Davidson, 12/29/18
Three players in double-figures: Cameron Johnson (11), Luke Maye (11) and Kenny Williams (10) at NC State, 1/8/19
10 or more in 15 straight games: John Henson, 2011
UNC had 70 rebounds: 72 vs. Nicholls, 12/19/11
UNC had 30 offensive rebounds: 31 vs. Nicholls, 12/19/11
UNC had less than five offensive rebounds: 1 vs. Pitt, 2/14/16
UNC scored 30 second-chance points: 30 vs. Tennessee Tech, 11/16/18
UNC scored 35 second-chance points: 36 vs. Nicholls, 12/19/11
UNC had a rebound margin of 30 or more: 54-24 vs. Tennessee Tech, 11/16/18
UNC had a rebound margin of 35 or more: 58-23 vs. Boston College, 1/9/18

CAROLINA DOUBLE-DOUBLES

Double-double/half: Luke Maye, 1st half vs. Boston College, 1/9/18 (21/10)
Double-doubles/both halves: Brice Johnson at Florida State, 1/4/16 (11/11 in 1st, 28/12 in 2nd)
Three double-doubles in a game: Cameron Johnson (15/11), Luke Maye (21/11) and Kenny Williams (15/10) at NC State, 1/8/19 (all points/rebounds)
Four double-doubles in a game: Larry Miller (29 pts/10 reb), Charlie Scott (18 pts/14 reb), Rusty Clark (13 pts/13 reb) and Bill Bunting (10 pts/11 reb) vs. Clemson, 2/16/68 in Charlotte
Points & rebounds/in 9 consecutive games: John Henson vs. Maryland, at Florida State, Duke, Miami, Clemson, Duke, LIU, Washington and Marquette, 2011
40 points/20 rebounds: Billy Cunningham (48 pts/25 reb) vs. Tulane, 12/10/64
30 points/20 rebounds: Brice Johnson (39 pts, 23 reb) at Florida State, 1/4/16
30 points/15 rebounds: Luke Maye (32 pts, 18 reb) vs. Boston College, 1/9/18
30 points/10 rebounds: Luke Maye (31 pts, 12 reb) vs. NC State, 1/27/18
20 points/20 rebounds: Tyler Zeller (20 pts/22 reb) vs. Ohio, 3/23/12 in St. Louis
20 points/10 rebounds/5 assists: Luke Maye vs. Arkansas (28 points/16 rebounds, 5 assists) vs. Arkansas, 11/24/17 in Portland, Ore.
15 points/10 rebounds/5 assists: Cameron Johnson (15/11/5) at NC State, 1/8/19
Points & assists: Theo Pinson (12 pts/11 assists) vs. Miami, 2/27/18
Points & assists/2 consecutive games: Kendall Marshall (11 pts/10 assists) vs. Vermont, 3/16/12, and (18 pts/11 assists) vs. Creighton, 3/18/12, in Greensboro
Points & assists/3 consecutive games: Kendall Marshall (20 pts/10 assists) at Duke, 3/3/12; (13 pts/12 assists) vs. Maryland, 3/9/12; and (12 pts/ 10 assists) vs. NC State, 3/10/12 in Atlanta

CAROLINA TRIPLE-DOUBLES

Pts, rebs, assists: Jason Capel (16 pts/11 reb/10 assists) vs. Buffalo, 12/17/00
Pts, rebs, blocks: Brendan Haywood (18 pts/14 reb/10 blk) vs. Miami, 12/4/00

CAROLINA ASSISTS

More than 10: Theo Pinson (11) vs. Texas A&M, 3/18/18 in Charlotte
10 assists in three consecutive games: by Kendall Marshall – 10 at Duke, 3/3/12; 12 vs. Maryland, 3/9/12 in Atlanta; 10 vs. NC State, 3/10/12 in Atlanta
15 assists: 16 by Kendall Marshall at Maryland, 2/4/12
10 or more assists and no turnovers: Marcus Paige (10/0) vs. Georgia Tech, 2/21/15
UNC had 30 or more: 31 vs. Western Carolina, 12/6/17
UNC had assists on 90 percent of its field goals: vs. East Tennessee State, 12/8/12 (30 assists on 31 field goals, 96.8 percent)
UNC had 5 or fewer: 5 at Maryland, 2/21/09

CAROLINA TURNOVERS

Committed 8 or more: 8 by Marcus Paige at Maryland, 3/6/13
UNC committed 15 or more/half: 15 (1st) at Georgia Tech, 2/16/10
UNC committed 20 or more/game: 23 at NC State, 1/8/19
UNC committed 20 or more and won: 23 at NC State, 1/8/19
UNC committed 20 or more and won on the road: 23 at NC State, 1/8/19
UNC committed 25 or more/game: 26 at Clemson, 1/13/10
UNC committed less than 5: 2 vs. Duke, 2/8/18 (tied school record)
Opponent scored 0 points off UNC turnovers: 0 by Fairfield, 11/15/15 (UNC had 10 turnovers)
Opponent scored 1 point off UNC turnovers: by Duke, 2/8/18 (two UNC turnovers)
Opponent scored less than five points off UNC turnovers: 2 by Syracuse, 3/7/18 in Brooklyn
Opponent scored 25 points off UNC turnovers: 29 by Gonzaga (off 23 UNC turnovers), 12/15/18

Opponent scored 30 points off UNC turnovers: 31 by Texas (off 17 UNC turnovers), 11/22/18 in Las Vegas

CAROLINA BLOCKED SHOTS

5 blocks: 8 by Brice Johnson vs. Florida Gulf Coast, 3/17/16 in Raleigh
10 blocks: 10 by Brendan Haywood vs. Miami (Fla.), 12/4/00
UNC blocked 15 shots: 15 vs. Northern Kentucky, 12/27/13

CAROLINA STEALS

6 steals: Marcus Paige at Georgia Tech, 3/3/15
8 steals: Ty Lawson vs. Michigan State, 4/6/09 in Detroit
UNC had 15 steals: 16 vs. Tennessee Tech, 11/16/18
UNC had 20 steals: 20 vs. UNC Asheville, 12/28/05

CAROLINA MISCELLANEOUS (UNC scores listed first)

Led UNC in points, rebounds, assists and blocks: Luke Maye vs. Tulane (22 points, 10 rebounds, 4 assists, 4 blocks) vs. Tulane, 12/3/17
Led UNC in points, rebounds, assists and steals: Joseph Forte (24 points, 16 rebounds, 6 assists, 3 steals) vs. Duke, 2/1/01
Led UNC in rebounds, assists and blocks: Theo Pinson vs. Syracuse, 3/7/18 (11 rebounds, 6 assists, 1 block)
Made shot with 0.00 on the clock to win: Tyler Zeller vs. Miami, 3/11/11 in Greensboro (UNC won 61-59)
Made shot with less than a second on the clock to win: Luke Maye (0.3 seconds) vs. Kentucky, 3/24/17 in Memphis
Made go-ahead shot with less than a minute to play in a win: Joel Berry II with 11 seconds to play vs. Wake Forest, 12/30/17
Made two free throws with less than 10 seconds to play to win: Joel Berry II with 7.1 seconds to play to win 69-68 at Notre Dame, 1/13/18
Hit a shot from beyond halfcourt: P.J. Hairston vs. Mississippi St, 11/19/12 in Maui
Played every minute: Raymond Felton at Virginia, 1/11/03
Played 50 minutes: Jawad Williams (50) vs. Wake Forest, 12/20/03
UNC rallied from 10 points down in the second half to win: trailed Louisville by 13 (50-63) with 8:25 to play and won, 72-71, 1/10/15
UNC rallied from 10 points down in the second half to win consecutive games: trailed Miami 34-53 (-19) with 9:51 to play and won, 61-59, 3/11/11 in Greensboro; trailed Clemson 30-41 (-11) with 17:23 to play and won, 92-87, in overtime, 3/12/11 in Greensboro
UNC rallied from 20 points down to win: trailed Georgia Tech, 30-50 with four minutes left in the first half and won, 82-75, 2/15/06
UNC rallied from 20 points down to lead: trailed Georgia Tech, 9-29, with 8:04 to play in first half and took the lead four times in second half, but lost 71-73, 1/16/10
Four-point play: Cameron Johnson at NC State, 1/8/19
UNC did not score a fastbreak point: at Louisville, 2/17/18
UNC scored 25 fastbreak points: 29 vs. Tennessee Tech, 11/16/18
UNC led by 30 at the half: UNC 56, NC State 23 (33 points), 1/8/17
Committed 30 personal fouls: 33 at Louisville, 1/31/15

OPPONENTS LAST TIME IT HAPPENED

OPPONENTS SCORING

40 points: 47 by Malik Monk, Kentucky, 12/17/16 in Las Vegas
30 points: 32 by Kerwin Roach II, Texas, 11/22/18 in Las Vegas
30 points in consecutive games: Xavier Rathan-Mayes, Florida State (35 at UNC, 1/24/15, and 30 in Tallahassee, 1/4/16)
30 points twice in a season: Nolan Smith, Duke (34 at Duke, 2/9/11; 30 at UNC, 3/5/11)
20 points in three games in one season: Luke Kennard, Duke (20, 28 and 20), 2017
Three players with 20: Allerik Freeman (29), Torin Dorn (20) and Markell Johnson (20), NC State, 1/27/18
Four players with 20: Damion James (25), Dexter Pittman (23), J'Covan Brown (21) and Avery Bradley (20), Texas, 12/19/09 in Arlington, Texas
25 points in a half: 27 in first half by Malik Monk, Kentucky, 12/17/16 in Las Vegas
20 points in a half: 21 in first half by Ky Bowman at Boston College, 1/21/17
20 points in both halves: 27 and 21 by Malik Monk, Kentucky, 12/17/16 in Las Vegas
Non-starter scored 30 points: 33 by Brent Arrington, Miss. Valley St., 11/20/11
Non-starter scored 25 points: 29 by Allerik Freeman (29), NC State, 1/27/18
Non-starter scored 20 points: 21 by Braxton Beverly at NC State, 1/8/19
No players in double figures: at Evansville, 12/8/10
One player in double figures: 10 by Robert Baker, Harvard, 1/2/19
No starter in double figures: Harvard, 1/2/19
Only four players scored: by Duke in Brooklyn, 3/9/18
Bench scored zero points: by Duke in Brooklyn, 3/9/18
Six players in double figures: by Miami, 2/27/18
Seven players in double figures: by Wake Forest, 12/20/03 (triple overtime)
Scored 100 points: 103 by Kentucky, 12/17/16 in Las Vegas
Scored 90 points in a loss: 90 by Gonzaga, 12/15/18
Scored less than 50 points: 41 by Virginia, 2/18/17
Scored less than 60 points in a win: 53 at Virginia, 2/27/17 (UVA 53, UNC 43)
Scored 60 points in a half: 61, 2nd by East Carolina, 12/15/12
Scored less than 15 points in a half: 14 by UNCG (1st half), 12/7/13
Scored less than 20 points in a half: 19 (2nd half) by Virginia, 2/18/17
Scored less than 25 points in both halves: 22 and 19 by Virginia, 2/18/17
Scored 50 points in a half in a UNC win: 51, 2nd half by Gonzaga, 12/15/18
Scored less than 30 points in a half in a win over UNC: 29, 2nd half at Duke, 3/3/18
Scored less than 30 points in both halves in a win over UNC: 27 and 26 at Virginia, 2/27/17

OPPONENTS FIELD GOAL SHOOTING

Made 15 or fewer field goals: 15 by Virginia, 2/18/17
Made its first seven field goal attempts to begin a game: Louisville, 1/12/19
Made its first eight field goal attempts to begin a game: Michigan, 11/29/17
Made 10 consecutive attempts: Duke, 2/8/18
Made 15 consecutive attempts: Clemson (in second half), 1/16/18
Missed 15 consecutive attempts: at Pittsburgh (in first half), 1/5/19
50 percent/both halves: 55.6 (15x27) & 59.3 (16x27) at Michigan, 11/28/18
50 percent/both halves and lost: 55.2 (16x29) & 56.0 (14x25) by Pitt, 1/31/17
Better than 55 percent/game and lost: 55.6 (30x54) by Pitt, 1/31/17
60 percent/half: 62.5 (15x24), 2nd half by Texas, 11/22/18
60 percent/both halves: 61.3 (19x31) & 69.2 (18x26) at Pitt, 2/14/15
60 percent/game: 64.9 (37x57) at Pitt, 2/14/15
65 percent/half: 65.4 (17x26), 1st half by Tennessee, 12/11/16
70 percent/half: 76.5 (13x17), 2nd half at NC State, 2/3/07
70 percent/game: 71.7 (33x46) by Duke, 2/29/80, in Greensboro, N.C.
Under 20 percent/half: 16.1 (5x31), 2nd half at Elon, 11/9/18
Under 25 percent/half and won: 24.2 (8x33), 2nd half by Iowa, 12/3/14
Under 30 percent/both halves: 23.3 (7x30) and 27.8 (10x36) by Evansville, 12/6/11
Under 30 percent/game: 29.9 (20x67) by Davidson, 12/29/18
Under 40 percent/game and won: 39.3 (24x61) at Clemson, 1/30/18
Under 35 percent/game and won: 32.2 (19x59) at Virginia, 2/27/17
Under 30 percent in first half and better than 60 percent in second half: 25.0 (10x40) and 65.4 (17x26) by NC State, 2/1/14
50 percent in first half and under 20 percent in second half: 57.1 (16x28) in first half and 16.1 (5x31) in second half at Elon, 11/9/18
60 percent in first half and under 40 percent in second half: Tennessee, 12/11/16 (65.4 in first half and 39.3 in second half)

OPPONENTS THREE-POINTERS

5 three-pointers in a half: 5 by Ky Bowman, 1st, at BC, 1/21/17
7 three-pointers: Allerik Freeman, NC State, 1/27/18
8 three-pointers: Malik Monk, Kentucky, 12/17/16 in Las Vegas
10 three-pointers: Kyle McAlarney, Notre Dame, 11/26/08 in Maui
Player made 7 of 7: Allerik Freeman, NC State, 1/27/18 (7x7)
Player made every attempt (min. 5): John Mooney, Notre Dame, 2/12/18 (6x6)
Two players made at least 5 three-pointers: 7 by David Schneider and 5 by JohnMark Ludwick, William and Mary, 3/16/10
Player attempted 15 3FGs: 16 by Fletcher Magee at Wofford, 11/6/18
Nine different players made a 3FG: by Michigan, 11/29/17
Did not make a three-pointer: 0 by Jacksonville (in 5 attempts), 11/27/90 (1,012 consecutive games with at least one three-pointer through Miami)
Made 15 or more: 15 at Clemson, 1/30/18
Opponents made 15 or more in consecutive games: 15 by NC State, 1/27/18, and 15 at Clemson, 1/30/18
Attempted 40 three-pointers: 43 by William and Mary, 3/16/10
Shot 60 percent (min. 10 att.): 62.5 (10x16) at Duke, 2/18/15
Shot 65 percent (min. 10 att.): 66.7 (8x12) at Illinois, 11/30/10
Shot less than 10 percent (min. 10 att.): 6.3 (1x16) at Georgia Tech, 3/3/15
Made 10 or more three-pointers and lost: 10 by Notre Dame, 1/15/19
Made less than five three-pointers and won: 3 at Georgia Tech, 12/31/16
Made more three-point field goals than two-point field goals: at Clemson (made 15 three-pointers and nine two-pointers), 1/30/18
Attempted more three-point field goals than two-point field goals: Davidson, 12/29/18 (38 three-point attempts, 29 two-point attempts)

OPPONENTS FREE THROWS

Made 15 free throws: 15 by Jerian Grant, Notre Dame, 3/14/15 in Greensboro
Made more than 15 free throws: 17 by Zabian Dowdell, Virginia Tech, 2/13/07
Attempted 15 free throws: 16 by Tret McGowens at Pitt, 1/5/19
Made 10 for 10 or better: 12x12 by Tyler Dorsey, Oregon, 4/1/17 in Phoenix
Shot 100 percent (min. 10): 100.0 (10x10) by Wake Forest, 2/15/11
Shot at least 85 percent, 30 or more attempts: 89.2 (33x37) by Duke, 3/10/17 in Brooklyn
Under 30 percent: 27.3 (3x11) by NC State, 1/8/17
Under 40 percent: 30.8 (4x13) by Louisville, 2/22/17
Under 50 percent and won: 47.8 (11x23) at Michigan, 11/28/18
Made 30 or more free throws: 33 by Duke, 3/10/17 in Brooklyn
Made fewer than five free throws: 3 by Georgia Tech, 1/20/18
Attempted 40 or more free throws: 44 at Louisville, 1/31/15 (made 27)
Attempted fewer than five free throws: 3 by Virginia, 3/12/16 in Washington, D.C.
Missed 20 or more free throws: 20 (21x41) by Pitt, 3/14/14 in Greensboro
Only one player attempted free throws: Jordan Taylor, Wisconsin (3x6), 11/30/11
Made more free throws than field goals: at Pitt, 1/5/19 (19 FG, 20 FT)
Made five or fewer and won: 5 at Virginia, 1/6/18
Did not attempt a free throw in a half: 1st half by Stanford, 11/12/18

OPPONENTS REBOUNDS

15 rebounds: 19 by John Mooney, Notre Dame, 1/15/19
20 rebounds: 21 by Talib Zanna, Pitt, 3/14/14 in Greensboro
10 offensive: 10 by Talib Zanna, Pitt, 3/14/14 in Greensboro
Two players with 15 or more: 15 by Damion James and 15 by Dexter Pittman, Texas, 12/19/09 in Arlington, Texas
Three players in double-figures: Albert Burditt (19), Michael Richardson (10) and Gerald Houston (10), Texas, 12/5/92, in Charlotte, N.C.
Team had 50 rebounds: 52 by Michigan State, 11/26/17 in Portland, Ore.

Team had 60 rebounds: 60 by Texas, 12/19/09 in Arlington, Texas
Team had less than 20 rebounds: 15 by Notre Dame, 3/27/16 in Philadelphia
Team had 25 offensive rebounds: 29 by Butler, 11/26/14 in the Bahamas
Scored 20 second-chance points: 22 at Clemson, 1/30/18
Team had less than five offensive rebounds: 2 at Michigan, 11/28/18
One player had an offensive rebound: 2 by Charles Matthews at Michigan, 11/28/18
Scored zero second-chance points: Gonzaga, 12/15/18
Outrebounded UNC by 10 or more: 11 by Kentucky (33-44), 12/22/18 in Chicago
Outrebounded UNC by 15 or more: 16 by Michigan State (36-52), 11/26/17 in Portland, Ore.
Had more offensive rebounds than UNC had defensive: by Butler in the Bahamas, 11/26/14 (Butler 29 offensive, UNC 26 defensive)

OPPONENTS DOUBLE-DOUBLES

20 points/15 rebounds: Marvin Bagley III at Duke, 3/318 (21 points/15 rebounds)
Points & rebounds with 5 or more assists: Dwayne Sutton, Louisville, 1/12/19 (17 points, 10 rebounds, 7 assists)
Points & rebounds with 5 or more blocks: Jeff Withey, Kansas, 3/24/13 in Kansas City, Mo. (16 points, 16 rebounds and 5 blocks)
Points & assists: 20 and 11 by Markell Johnson, NC State, 1/27/18
Three players with double-doubles: Lorenzo Brown (12 pts/12 assists), Richard Howell (13 pts/17 reb) and TJ Warren (10 pts, 10 reb), NC State, 2/23/13
Player had three in one season: Marvin Bagley III, Duke, 2018

OPPONENTS TRIPLE DOUBLE

Greivis Vasquez at Maryland, 2/21/09 (35 pts/11 reb/10 assists) (first vs. UNC in an ACC game)

OPPONENTS ASSISTS

10 assists: 11 by Markell Johnson, NC State, 1/27/18
12 assists: 12 by Melo Trimble, Maryland, 12/1/15
13 assists: 13 by Luke Loucks, Florida State, 3/11/12 in Atlanta
15 assists: 17 by Kenny Anderson at Georgia Tech, 2/1/90
10 or more assists and no turnovers: Cameron Wright (10 assists) at Pitt, 2/14/15
Team with 30 assists: 30 at Pitt, 2/14/15
Team had 5 or fewer assists: 5 by Oklahoma State, 11/22/16 in Maui

OPPONENTS TURNOVERS

Player had 7 turnovers: Frank Howard, 3/7/18 in Brooklyn
Player had 8 turnovers: Ky Bowman at Boston College, 1/21/17
Player had 10 turnovers: Evan Turner, Ohio State, 11/19/09 in New York, N.Y.
20 or more turnovers and won: 24 by Michigan State, 11/26/17 in Portland, Ore.
Committed 25 turnovers: 25 by UNCW, 12/5/18
Committed 30 turnovers: 32 by South Carolina State, 11/20/07
Committed less than 5 turnovers: 4 by Virginia, 3/10/18 in Brooklyn
UNC scored 0 points off opponent turnovers: at Notre Dame, 2/6/16 (off two Notre Dame turnovers)
UNC scored less than five points off opponent turnovers: 3 vs. Virginia, 3/10/18 in Brooklyn (off four UVA turnovers)
UNC scored 30 points off opponent turnovers: 34 vs. UNCW (off 25 turnovers)
UNC scored 35 points off opponent turnovers: 37 vs. NC State, 1/8/17 (off 26 turnovers)

OPPONENTS BLOCKS

5 blocked shots: 5 by Jpn Teske at Michigan, 11/28/18
6 blocked shots: 6 by Elijah Thomas at Clemson, 1/30/18
Team blocked 10 shots: 11 by Ohio State, 12/20/14 in Chicago

OPPONENTS STEALS

8 steals: Ashton Hagans, Kentucky, 12/22/18 in Chicago
Team had 15 steals: 15 at Georgia Tech, 12/31/16 (11 in first half)
Team had 20 steals: 20 at Clemson, 1/17/07

OPPONENTS MISCELLANEOUS (UNC scores listed first)

Led the team in scoring, rebounds and assists: Jon Axel Gudmundsson, Davidson, 12/29/18 (15 points, 11 rebounds, 4 assists)
Led the team in scoring, rebounds, assists and steals: Marquise Reed at Clemson, 1/30/18 (20 points, 8 rebounds, 5 assists, 1 steal)
Four-point play: CJ Bryce at NC State, 1/8/19
Hit a game-winning shot at the buzzer: Ja'Quan Newton, Miami, 2/27/18
Hit a shot from other side of halfcourt: Louis Dabney, Tulane, 12/16/15, to end first half
Trailed by 10 or more at halftime and won: at Duke, 3/3/18 (UNC led 35-25, lost 64-74)
Trailed by 10 or more with less than five minutes to play and won: Duke, 2/18/15 (Duke trailed 77-67 with 3:08 to play, won 90-92 in overtime)
Trailed by more than 15 and won: 16 at Northern Iowa (UNI trailed 50-34, won 67-71)
Trailed by 20 or more and won: at Florida State, 1/22/04 (FSU trailed 42-18 in first half, won 81-90 in overtime)
Trailed by 20 and took the lead: at Virginia Tech (UNC led 36-16, VT took a 59-61 lead, UNC won 75-70)
Led Carolina by 15 or more at halftime: 16 at Clemson (28-44), 1/30/18
Led Carolina by 20 or more at halftime: 27 at Duke (26-53), 3/6/10
Led Carolina by 30 or more: 32 at Indiana (51-83), 11/27/12
Led Carolina by 35 or more: 36 at Duke (37-73), 3/6/10
Scored 15 straight points: 15-0 run by Texas A&M, 3/18/18 in Charlotte
Scored first 10 points of game: Miami led 14-0 in Brooklyn, 3/8/18

HIGHS/LOWS IN THE WILLIAMS ERA



CAROLINA	HIGH	LOW
Field Goals	48 vs. Chaminade, 11/24/08	15 vs. Michigan State, 11/26/17
Field Goal Attempts	90 vs. Wake Forest, 12/20/03	45 at NC State, 2/29/04; Wisconsin 11/30/11
FG Percentage	.709 (39x55) vs. Old Dominion, 11/23/07	.246 (15x61) vs. Michigan State, 11/26/17
FG Percentage in a Half	.781, 2nd half (25x32) at NC State, 2/10/18	.200 (5x25) 2nd half at Georgia Tech, 1/16/11
3-Point Field Goals	16 vs. Maryland, 2/3/09; vs. Western Carolina, 12/6/17	1 several times (last: vs. Michigan State, 11/26/17)
3-Point Attempts	33 vs. Duke, 2/8/2018	4 vs. Gardner-Webb, 11/23/09
3-Point Percentage	.733 (11x15) vs. Wake Forest, 2/22/14 (min. 10 made) .727 (16x22) vs. Western Carolina, 12/6/17 (min. 20 attempts)	.056 (1x18) vs. Michigan State, 11/26/17
Free Throws Made	37 vs. Clemson, 3/11/05	2 vs. Clemson, 3/2/04
Free Throw Attempts	50 vs. Wake Forest, 12/20/03	4 vs. Clemson, 3/2/04; vs. George Mason, 3/19/06
FT Pct. (min. 10 att.)	1.000 (13x13) vs. Duke, 3/7/15	.364 (4x11) at UAB, 12/1/13
Offensive Rebounds	31 vs. Nicholls, 12/19/11	1 vs. Pitt, 2/14/16
Defensive Rebounds	42 vs. Oregon, 11/25/08	13 vs. Duke, 3/9/13
Total Rebounds	72 vs. Nicholls, 12/19/11	20 at Duke, 3/8/14
Rebound Margin	+38 vs. Gardner-Webb, 11/19/06	-19 (41-60) vs. Texas, 12/19/09
Assists	32 vs. Tennessee State, 11/22/11	5 at Maryland, 2/21/09
Turnovers	26 vs. FIU, 11/9/09; at Clemson, 1/13/10	2 vs. Duke, 2/8/2018
Blocked Shots	15 at Duke, 3/8/08; vs. Northern Kentucky, 12/27/13	0 several times
Steals	20 vs. UNC Asheville, 12/28/05	1 five times (last: at Virginia, 2/27/17)
Points	116 vs. UNC Asheville, 11/30/08; at Elon 11/09/18	43 at Virginia, 2/27/17
Points in a Half	68, 2nd half vs. George Mason, 12/7/03	18, 1st half vs. Butler, 11/20/12; 1st half vs. NC State, 2/24/15
Scoring Margin	+68 (116-48) vs. UNC Asheville, 11/30/08	-33 (57-90) at Florida State, 1/14/12
OPPONENTS	HIGH	LOW
Field Goals	46 by Wake Forest, 12/20/03	14 by Virginia Tech, 2/16/08; by NC Central, 11/11/09 by Boston College, 2/19/11
Field Goal Attempts	90 by Wake Forest, 12/20/03	39 by Air Force, 3/18/04
FG Percentage	.649 (37x57) at Pitt, 2/14/15	.255 (14x55) by NC Central, 11/11/09
FG Percentage in a Half	.765 (13x17), 2nd half at NC State, 2/3/07	.161 (5x31), 2nd half at Elon, 11/09/18
3-Point Field Goals	16 by William and Mary, 3/16/10	1 seven times (last: at Georgia Tech, 3/3/15)
3-Point Attempts	43 by William and Mary, 3/16/10	9 at Maryland, 1/14/04; by NC Central, 11/11/09
3-Point Percentage	.846 (11x13) at Clemson, 1/31/04	.043 (1x23) at Arizona, 1/27/07
Free Throws Made	33 by Duke, 3/10/17	0 by Winthrop, 11/15/06
Free Throw Attempts	44 at Louisville, 1/31/15	1 by Winthrop, 11/15/06
FT Pct. min. 10 att.	1.000 (32x32) at Wake Forest, 1/15/05	.263 (5x19) at Clemson, 1/17/07
Offensive Rebounds	29 by Texas, 12/19/09; by Butler, 11/26/14	2 by Air Force, 3/18/04; by Villanova, 4/4/16; at Michigan, 11/28/18
Defensive Rebounds	38 by Michigan State, 11/26/17	10 by Eastern Kentucky, 3/15/07; by Notre Dame, 3/27/16
Total Rebounds	60 by Texas, 12/19/09	15 by Notre Dame, 3/27/16
Assists	30 at Pitt, 2/14/15	5 six times (last: by Oklahoma State, 11/22/16)
Turnovers	32 by South Carolina State, 11/20/07	2 at Notre Dame, 2/6/16
Blocked Shots	16 at Connecticut, 2/13/05	0 several times (last: at Boston College, 2/6/16)
Steals	20 at Clemson, 1/17/07	1 four times (last: by UNCG, 12/28/15)
Points	119 by Wake Forest, 12/20/03	41 by Virginia, 2/18/17
Points in a Half	61, 2nd half by East Carolina, 12/15/12	12, 1st half by East Tennessee State, 12/8/12
INDIVIDUAL HIGHS	NORTH CAROLINA	OPPONENTS
Points	40 by Tyler Hansbrough vs. Georgia Tech, 2/15/06 40 by Harrison Barnes vs. Clemson, 3/12/11	47 by Malik Monk, Kentucky, 12/17/16
Field Goals	15 by Luke Maye at NC State, 2/10/18	18 by Malik Monk, Kentucky, 12/17/16
Field Goal Attempts	23 by Rashad McCants vs. Wake Forest, 12/20/03; vs. Texas, 3/20/03 23 by Joel Berry II at Florida State, 1/3/18 23 by Luke Maye vs. NC State, 1/27/18	28 by Grayson Allen at Duke, 3/5/16 28 by Malik Monk, Kentucky, 12/17/16
Field Goal Percentage (min. 10 att.)	.917 (11x12) by Kennedy Meeks at Florida State, 2/17/14 .917 (11x12) by Brice Johnson vs. UCLA, 12/19/15	.909 (10x11) by Randolph Morris, Kentucky, 12/2/06
3-Point Field Goals	8 by Rashad McCants vs. Clemson, 3/2/04	10 by Kyle McAlarney, Notre Dame, 11/26/08
3-Field Goal Attempts	14 by Rashad McCants at Florida State, 1/22/04	18 by Kyle McAlarney, Notre Dame, 11/26/08
3-Point Field Goal Pct (min. 5 made)	1.000 (5x5) by Marcus Paige at NC State, 1/14/15 1.000 (5x5) by Joel Berry II vs. Duke, 3/4/17	1.000 (7x7) by Allerik Freeman, NC State, 1/27/18
Free Throws Made	20 by Tyler Zeller vs. Maryland, 2/29/12	17 by Zabian Dowdell, Virginia Tech, 2/13/07
Free Throw Attempts	23 by Tyler Zeller vs. Maryland, 2/29/12	19 by Zabian Dowdell, Virginia Tech, 2/13/07
Free Throw Percentage (min. 10 made)	1.000 (14x14) by Tyler Hansbrough vs. NC State, 1/7/06	1.000 (12x12) by Sean Singletary, Virginia, 3/10/06 1.000 (12x12) by Tyus Jones, Duke, 3/7/15 1.000 (12x12) by Tyler Dorsey, Oregon, 4/1/17
Offensive Rebounds	12 by Sean May vs. Duke, 3/6/05 12 by Brice Johnson at Duke, 3/5/16	12 by Dexter Pittman, Texas, 12/19/09
Defensive Rebounds	17 by Tyler Hansbrough at Florida State, 2/3/08	16 by John Mooney, Notre Dame, 1/15/19
Total Rebounds	24 by Sean May vs. Duke, 3/6/05	21 by Talib Zanna, Pittsburgh, 3/14/14
Assists	18 by Raymond Felton vs. George Mason, 12/7/04	13 by Luke Loucks, Florida State, 3/11/12
Turnovers	8 by Raymond Felton vs. Georgia Tech 1/12/05; at Duke 2/9/05 8 by Sean May vs. Virginia 2/16/05 8 by Tyler Hansbrough at Maryland 2/2/06 8 by Larry Drew II at Georgia Tech 2/16/10 8 by Marcus Paige at Maryland, 3/6/13	10 by Evan Turner, Ohio State, 11/19/09
Blocked Shots	9 by John Henson vs. Michigan State, 11/11/11	6 seven times (last: by BeeJay Anya, NC State, 2/24/15)
Steals	8 by Tyler Hansbrough vs. UNC Asheville 12/28/05 8 by Ty Lawson vs. Michigan State 4/6/09	8 by Ashton Hagans, Kentucky, 12/22/18
Minutes Played	50 by Jawad Williams vs. Wake Forest 12/20/03 (3 OT)	49 by Jamaal Levy, Wake Forest, 12/20/03 (3 OT)

BOX SCORES: GAMES 5-8



Saint Francis vs North Carolina 11/19/18 8:00 PM at Smith Center

5

Saint Francis 76 • 1-3

#	Player	Total			3-Ptr			Rebounds			PF	TP	A	TO	Blk	Stl	Min
		FG-FGA	FG-FGA	FT-FTA	FG-FGA	FG-FGA	FT-FTA	Off	Def	Tot							
05	Thompson, Myles	f	2-10	2-4	2-2	1	4	5	4	8	1	0	0	0	25		
33	Laporal, Luidygy	f	3-4	0-0	0-1	2	1	3	4	6	0	1	1	1	15		
03	King, Jamaal	g	7-15	2-2	5-8	0	3	3	2	21	1	4	0	1	30		
13	Braxton, Keith	g	5-8	2-3	2-4	1	8	9	3	14	3	4	0	5	29		
14	Wolford, Andre	g	3-8	3-8	9-10	0	4	4	3	18	0	3	0	2	28		
01	Dixon-Conover, Ramii	g	1-4	0-2	0-0	0	0	0	1	2	0	2	1	1	10		
04	Gaskins, Randall	g	0-2	0-1	0-0	0	0	0	0	0	1	0	0	1	8		
11	Blackmon, Isaiah	g	1-2	1-6	2-2	0	1	1	1	5	1	2	0	0	21		
15	Ikediashi, Precious	g	1-3	0-0	0-0	2	0	2	0	2	0	0	0	0	2		
23	Labriola, A.J.	g	0-2	0-2	0-0	0	0	0	0	0	0	0	0	1	2		
30	Kuzavas, Deivydas	g	0-0	0-0	0-0	0	1	1	1	0	0	0	1	1	13		
42	Flagg, Mark	g	0-1	0-1	0-0	3	1	4	4	0	1	1	1	1	17		
	Team					4	1	5									
	Totals		23-67	10-29	20-27	13	24	37	23	76	8	17	4	13	200		
	FG % 1st Half:	9-33	27.3%	2nd half:	14-34	41.2%	Game:	23-67	34.3%	Rebounds							
	3FG % 1st Half:	4-17	23.5%	2nd half:	6-12	50.0%	Game:	10-29	34.5%	Deadball							
	FT % 1st Half:	14-16	87.5%	2nd half:	6-11	54.5%	Game:	20-27	74.1%	Rebounds							

North Carolina 101 • 5-0

#	Player	Total			3-Ptr			Rebounds			PF	TP	A	TO	Blk	Stl	Min
		FG-FGA	FG-FGA	FT-FTA	FG-FGA	FG-FGA	FT-FTA	Off	Def	Tot							
15	Garrison Brooks	f	3-4	0-0	1-2	1	2	3	4	7	0	1	1	0	12		
32	Luke Maye	f	4-11	1-1	2-2	4	7	11	0	11	2	2	1	0	26		
02	White, Coby	g	4-11	3-8	5-6	0	1	1	0	16	1	4	0	2	20		
13	Cameron Johnson	g	7-14	2-6	4-4	3	3	6	2	20	2	1	1	1	28		
24	Kenny Williams	g	1-5	1-4	3-4	0	0	0	2	6	9	1	0	1	28		
00	Woods, Seventh	g	0-1	0-0	2-2	0	2	2	2	7	2	2	0	4	17		
01	Black, Leaky	g	0-1	0-1	0-0	1	5	6	3	0	1	4	1	0	14		
03	Platek, Andrew	g	0-1	0-1	0-0	0	0	0	0	0	1	1	0	0	5		
04	Robinson, Brandon	g	4-5	1-2	2-2	0	0	0	2	11	1	0	0	0	11		
05	Little, Nassir	g	8-9	1-1	2-2	2	5	7	3	19	0	1	0	0	16		
11	Shea Rush	g	0-0	0-0	0-0	0	1	1	0	0	0	1	0	0	1		
21	Sterling Manley	g	2-2	0-0	2-3	0	8	8	0	6	0	0	1	0	15		
22	Walker Miller	g	0-0	0-0	0-0	0	0	0	0	0	0	0	0	0	1		
25	Caleb Ellis	g	0-0	0-0	0-0	0	0	0	0	0	0	0	0	0	1		
30	K.J. Smith	g	1-1	1-1	0-0	0	0	0	0	3	0	0	0	0	3		
42	Brandon Huffman	g	0-0	0-0	0-0	0	1	1	0	0	0	0	0	0	2		
	Team					0	0	0									
	Totals		34-65	10-25	23-27	11	35	46	20	101	24	18	5	8	200		
	FG % 1st Half:	19-37	51.4%	2nd half:	15-28	53.6%	Game:	34-65	52.3%	Rebounds							
	3FG % 1st Half:	7-16	43.8%	2nd half:	3-9	33.3%	Game:	10-25	40.0%	Deadball							
	FT % 1st Half:	7-9	77.8%	2nd half:	16-18	88.9%	Game:	23-27	85.2%	Rebounds							

Officials: Michael Stephens, Tim Clougherty, Lee Cassell
 Technical fouls: Saint Francis-None. North Carolina-None.
 Attendance: 20547
 Las Vegas Invitational Semi-Final

Score by periods	1st	2nd	Total
Saint Francis	36	40	76
North Carolina	52	49	101

UCLA vs North Carolina 11/23/18 1:00pm at The Orleans Arena Las Vegas, NV

7

UCLA 78 • 4-2

#	Player	Total			3-Ptr			Rebounds			PF	TP	A	TO	Blk	Stl	Min
		FG-FGA	FG-FGA	FT-FTA	FG-FGA	FG-FGA	FT-FTA	Off	Def	Tot							
24	Hill, Jalen	f	1-2	0-0	0-2	3	0	3	0	2	1	1	2	1	20		
01	Brown, Moses	c	3-6	0-0	1-2	2	2	4	5	7	0	1	1	0	8		
04	Hands, Jalen	g	5-17	3-8	1-4	0	2	2	2	14	9	4	0	1	35		
13	Wilkes, Kris	g	7-10	3-5	5-7	2	2	4	3	22	2	1	1	0	35		
23	Ali, Prince	g	3-7	2-4	0-0	1	1	2	4	8	1	1	0	0	24		
02	Riley, Cody	g	3-6	0-0	5-7	1	8	9	4	11	0	0	1	0	26		
03	Bernard, Jules	g	1-3	0-0	2-2	1	5	6	3	4	0	2	0	0	11		
05	Smith, Chris	g	2-7	1-4	2-2	0	3	3	2	7	2	2	0	1	24		
14	Nwuba, Kenneth	g	0-0	0-0	0-0	0	0	0	0	0	0	0	0	0	2		
34	Singleton, David	g	1-1	1-1	0-0	0	0	0	0	3	0	0	0	1	15		
	Team					2	2	4									
	Totals		26-59	10-22	16-26	12	25	37	23	78	15	13	5	4	200		
	FG % 1st Half:	14-27	51.9%	2nd half:	12-32	37.5%	Game:	26-59	44.1%	Rebounds							
	3FG % 1st Half:	5-12	41.7%	2nd half:	5-10	50.0%	Game:	10-22	45.5%	Deadball							
	FT % 1st Half:	13-17	76.5%	2nd half:	3-9	33.3%	Game:	16-26	61.5%	Rebounds							

North Carolina 94 • 6-1

#	Player	Total			3-Ptr			Rebounds			PF	TP	A	TO	Blk	Stl	Min
		FG-FGA	FG-FGA	FT-FTA	FG-FGA	FG-FGA	FT-FTA	Off	Def	Tot							
15	Garrison Brooks	f	0-3	0-0	2-2	0	1	1	4	2	0	0	2	1	20		
32	Luke Maye	f	4-10	2-5	6-8	1	7	8	5	16	0	1	0	2	32		
02	Coby White	g	6-11	4-7	3-6	0	1	1	4	19	8	2	0	0	24		
13	Cameron Johnson	g	6-13	2-4	0-0	2	5	7	1	14	1	1	0	1	26		
24	Kenny Williams	g	5-8	2-4	3-3	1	3	4	1	15	6	1	0	0	33		
01	Leaky Black	g	2-3	1-1	0-0	0	1	1	3	5	2	0	1	0	18		
03	Andrew Platek	g	0-0	0-0	0-0	0	0	0	0	0	0	0	0	0	1		
04	Brandon Robinson	g	1-2	0-0	0-0	1	1	2	0	2	4	0	0	2	14		
05	Nassir Little	g	5-12	0-1	4-6	1	3	4	2	14	0	0	0	0	20		
11	Shea Rush	g	0-0	0-0	0-0	0	0	0	0	0	0	0	0	0	1		
21	Sterling Manley	g	1-1	0-0	0-0	0	2	2	1	2	0	1	0	0	7		
22	Walker Miller	g	0-0	0-0	0-0	0	0	0	0	0	0	0	0	0	1		
25	Caleb Ellis	g	0-0	0-0	0-0	0	0	0	0	0	0	0	0	0	1		
30	K.J. Smith	g	1-1	0-0	3-3	0	0	0	0	5	0	0	0	0	1		
42	Brandon Huffman	g	0-0	0-0	0-0	0	1	1	0	0	0	0	0	0	1		
	Team					3	3	6									
	Totals		31-64	11-23	21-28	9	28	37	21	94	21	6	3	6	200		
	FG % 1st Half:	15-34	44.1%	2nd half:	16-30	53.3%	Game:	31-64	48.4%	Rebounds							
	3FG % 1st Half:	6-12	50.0%	2nd half:	5-11	45.5%	Game:	11-23	47.8%	Deadball							
	FT % 1st Half:	5-7	71.4%	2nd half:	16-21	76.2%	Game:	21-28	75.0%	Rebounds							

Officials: Roger Ayers, Lee Cassell, Kelly Self
 Technical fouls: UCLA-None. North Carolina-None.
 Attendance: 12707
 Las Vegas Invitational

Score by periods	1st	2nd	Total
UCLA	46	32	78
North Carolina	41	53	94

Last FG - UCLA 2nd-01:07, NC 2nd-00:18.
 Largest lead - UCLA by 11 1st-07:33, NC by 16 2nd-00:18.
 UCLA led for 25:19. NC led for 13:29. Game was tied for 01:12.

Texas vs North Carolina 11/22/18 4:30pm at Orleans Arena Las Vegas, NV

6

Texas 92 • 5-0

#	Player	Total			3-Ptr			Rebounds			PF	TP	A	TO	Blk	Stl	Min
		FG-FGA	FG-FGA	FT-FTA	FG-FGA	FG-FGA	FT-FTA	Off	Def	Tot							
20	Sims, Jericho	f	1-1	0-0	0-0	0	1	1	3	2	0	0	0	0	16		
02	Osetkowski, Dylan	f	4-8	2-6	4-6	2	3	5	2	14	1	2	1	1	33		
21	Coleman III, Matt	f	5-12	2-3	4-8	1	0	1	3	16	5	4	0	1	32		
12	Roach II, Kerwin	g	12-15	3-3	5-7	0	6	6	2	32	7	3	0	4	34		
13	Febres, Jase	g	2-5	2-4	1-2	0	3	3	3	7	0	0	0	1	23		
03	Ramey, Courtney	g	0-2	0-1	0-0	2	0	2	1	0	2	0	0	0	12		
10	Hayes, Jaxson	g	5-5	0-0	5-6	3	6	9	2	15	0	2	3	0	25		
33	Hepa, Kamaka	g	0-2	0-1	0-0	1	1	2	1	0	0	0	1	0	7		
55	Mitrou-Long, Elijah	g	2-9	2-6	0-0	0	1	1	1	6	0	2	0	0	18		
	Team					0	2	2									
	Totals		31-59	11-24	19-29	9	23	32	18	92	15	14	5	6	200		

FG % 1st Half: 16-35 45.7% 2nd half: 15-24 62.5% Game: 31-59 52.5%
 3FG % 1st Half: 6-16 37.5% 2nd half: 5-8 62.5% Game: 11-24 45.8%
 FT % 1st Half: 5-9 55.6% 2nd half: 14-20 70.0% Game: 19-29 65.5%

North Carolina 89 • 5-1

#	Player	Total			3-Ptr			Rebounds			PF	TP	A	TO	Blk	Stl	Min
		FG-FGA	FG-FGA	FT-FTA	FG-FGA												

BOX SCORES: GAMES 9-12



UNCW vs North Carolina 12/05/18 9:00 PM at Smith Center

9

UNCW 69 • 4-6

#	Player	Total		3-Ptr		Rebounds			PF	TP	A	TO	Bk	Stl	Min
		FG-FGA	FT-FTA	FG-FGA	FT-FTA	Off	Def	Tot							
02	Cylla, Jeantal	f	6-14	1-5	3-4	2	4	6	1	16	1	1	1	2	29
15	Cacok, Devontae	f	2-10	0-0	2-2	4	2	6	4	6	0	5	0	2	21
01	Fornes, Jaylen	g	4-8	1-5	0-0	1	1	2	2	9	0	4	0	1	23
10	Toews, Kai	g	2-8	0-3	0-0	2	2	4	3	12	1	4	5	0	23
12	Estime, Jay	g	4-6	3-5	1-2	0	1	1	1	6	3	0	0	2	20
00	Gadsden, Ty	g	1-4	1-3	3-4	0	1	1	1	6	3	0	0	2	20
04	O'Connell, Shawn	g	0-1	0-0	2-4	1	4	5	2	2	0	3	0	1	19
20	Elmore, Matt	g	0-1	0-0	0-0	0	1	1	3	0	0	0	0	0	7
21	Taylor, Ty	g	2-8	1-5	4-5	1	5	6	2	9	1	4	0	0	16
22	Etoroma, Daniel	g	0-0	0-0	0-0	0	0	0	0	0	0	0	0	0	2
30	Sims, Jaylen	g	1-2	1-1	0-0	0	1	1	1	3	3	0	0	0	13
33	Kalina, Trey	g	0-0	0-0	0-0	1	1	2	0	0	0	1	0	0	2
	Team					0	1	1		*					
	Totals		22-62	8-27	15-21	12	24	36	19	69	13	25	1	9	200

FG % 1st Half: 12-31 38.7% 2nd half: 10-31 32.3% Game: 22-62 35.5%
 3FG % 1st Half: 3-13 23.1% 2nd half: 5-14 35.7% Game: 8-27 29.6%
 FT % 1st Half: 8-11 72.7% 2nd half: 7-10 70.0% Game: 15-21 71.4%

Deadball Rebounds 2

North Carolina 97 • 7-2

#	Player	Total		3-Ptr		Rebounds			PF	TP	A	TO	Bk	Stl	Min
		FG-FGA	FT-FTA	FG-FGA	FT-FTA	Off	Def	Tot							
15	Garrison Brooks	f	3-7	0-0	1-4	4	2	6	3	7	3	0	1	0	21
32	Luke Maye	f	5-11	1-2	0-0	3	6	9	4	11	4	2	0	1	22
00	Woods, Seventh	g	3-5	0-1	1-4	0	2	2	0	7	3	3	1	2	24
13	Cameron Johnson	g	7-14	3-8	4-4	0	5	5	1	21	1	1	0	1	28
24	Kenny Williams	g	4-11	1-6	2-2	1	4	5	4	11	8	4	0	2	27
01	Black, Leaky	g	2-3	0-1	0-0	0	2	2	1	4	3	0	0	2	14
03	Platek, Andrew	g	1-1	1-1	1-2	0	0	0	0	4	0	1	0	2	11
05	Little, Nassir	g	5-9	0-1	4-4	2	3	5	1	14	0	3	0	1	21
11	Shea Rush	g	0-1	0-1	0-0	1	0	1	1	0	1	0	0	0	2
21	Sterling Manley	g	3-4	0-0	2-5	3	7	10	2	8	0	1	2	1	18
22	Walker Miller	g	1-3	0-0	0-0	0	0	0	0	2	0	0	0	0	2
25	Caleb Ellis	g	0-0	0-0	1-2	0	0	0	0	1	0	0	0	0	2
30	K.J. Smith	g	0-3	0-3	0-0	0	0	0	0	0	0	0	0	0	2
42	Brandon Huffman	g	3-3	0-0	1-1	3	0	3	2	7	0	0	0	1	6
	Team					1	0	1							
	Totals		37-75	6-24	17-28	18	31	49	19	97	23	15	4	13	200

FG % 1st Half: 18-35 51.4% 2nd half: 19-40 47.5% Game: 37-75 49.3%
 3FG % 1st Half: 5-12 41.7% 2nd half: 1-12 8.3% Game: 6-24 25.0%
 FT % 1st Half: 3-4 75.0% 2nd half: 14-24 58.3% Game: 17-28 60.7%

Deadball Rebounds 7,1

Officials: Ron Groover, Tim Clougherty, A.J. Desai
 Technical fouls: UNCW-None. North Carolina-None.
 Attendance: 20083
 * - points scored by the other team (wrong basket)
 Attendance based on tickets distributed.

Score by periods	1st	2nd	Total
UNCW	35	34	69
North Carolina	44	53	97

Kentucky vs North Carolina 12/22/18 5:15 p.m. ET at United Center, Chicago

11

Kentucky 80 • 9-2

#	Player	Total		3-Ptr		Rebounds			PF	TP	A	TO	Bk	Stl	Min
		FG-FGA	FT-FTA	FG-FGA	FT-FTA	Off	Def	Tot							
22	Travis, Reid	f	6-15	1-4	7-11	3	4	7	2	20	3	1	1	0	38
25	Washington, PJ	f	5-9	1-3	0-0	3	7	10	2	11	8	2	2	0	30
02	Ashton Hagans	g	2-6	0-0	3-4	1	3	4	5	7	3	5	1	8	31
03	Keldon Johnson	g	7-11	4-7	3-4	0	3	3	5	21	3	1	0	3	23
14	Herro, Tyler	g	6-17	3-8	0-1	1	3	4	2	15	5	3	0	1	36
04	Nick Richards	g	1-2	0-0	0-0	1	5	6	1	2	0	0	2	0	10
05	Immanuel Quickley	g	0-1	0-1	2-2	0	3	3	2	2	1	3	1	0	15
13	Baker, Jemari	g	0-3	0-3	0-0	0	1	1	0	0	1	1	1	0	15
23	Montgomery, EJ	g	1-1	0-0	0-0	1	0	1	1	2	0	1	0	0	2
	Team					2	3	5							
	Totals		28-65	9-26	15-22	12	32	44	18	80	24	18	8	12	200

FG % 1st Half: 14-35 40.0% 2nd half: 14-30 46.7% Game: 28-65 43.1%
 3FG % 1st Half: 4-15 26.7% 2nd half: 5-11 45.5% Game: 9-26 34.6%
 FT % 1st Half: 8-12 66.7% 2nd half: 7-10 70.0% Game: 15-22 68.2%

Deadball Rebound 3,1

North Carolina 72 • 8-3

#	Player	Total		3-Ptr		Rebounds			PF	TP	A	TO	Bk	Stl	Min
		FG-FGA	FT-FTA	FG-FGA	FT-FTA	Off	Def	Tot							
15	Garrison Brooks	f	3-3	0-0	1-1	2	6	8	4	7	2	3	0	1	19
32	Luke Maye	f	6-13	3-5	1-2	1	5	6	4	16	1	2	1	2	33
02	Coby White	g	3-10	1-4	1-2	0	2	2	2	8	2	4	0	1	30
13	Cameron Johnson	g	6-10	2-4	3-4	0	4	4	1	17	2	5	0	1	30
24	Kenny Williams	g	4-10	1-2	2-4	1	5	6	3	11	5	1	0	1	27
00	Seventh Woods	g	2-4	0-0	3-3	0	1	1	3	7	3	2	0	1	15
01	Leaky Black	g	0-2	0-1	0-0	0	2	2	0	0	1	0	0	0	10
03	Andrew Platek	g	0-1	0-0	0-0	0	0	0	0	0	0	0	0	0	2
04	Brandon Robinson	g	0-1	0-0	0-0	0	0	0	0	0	0	0	0	1	7
05	Nassir Little	g	2-8	0-2	0-0	0	1	1	1	4	2	1	1	0	14
11	Shea Rush	g	0-0	0-0	0-0	0	0	0	0	0	0	0	0	0	0+
21	Sterling Manley	g	1-1	0-0	0-0	1	2	3	1	2	0	0	1	0	10
22	Walker Miller	g	0-0	0-0	0-0	0	0	0	0	0	0	0	0	0	0+
25	Caleb Ellis	g	0-0	0-0	0-0	0	0	0	0	0	0	0	0	0	0+
30	K.J. Smith	g	0-0	0-0	0-0	0	0	0	0	0	0	0	0	0	0+
42	Brandon Huffman	g	0-0	0-0	0-0	0	0	0	0	0	0	0	0	0	3
	Team					0	0	0							
	Totals		27-63	7-18	11-16	5	28	33	19	72	18	18	3	8	200

FG % 1st Half: 14-34 41.2% 2nd half: 13-29 44.8% Game: 27-63 42.9%
 3FG % 1st Half: 2-5 40.0% 2nd half: 5-13 38.5% Game: 7-18 38.9%
 FT % 1st Half: 1-2 50.0% 2nd half: 10-14 71.4% Game: 11-16 68.8%

Deadball Rebound 3,1

Officials: Patrick Evans, Chris Rastatter, Ted Valentine
 Technical fouls: Kentucky-TEAM. North Carolina-None.
 Attendance: 15124
 2018-19 Men's Basketball. Round: 0. Kentucky vs North Carolina. Played at .

Score by periods	1st	2nd	Total
Kentucky	40	40	80
North Carolina	31	41	72

Gonzaga vs North Carolina 12/15/18 7:00 PM at Smith Center

10

Gonzaga 90 • 9-2

#	Player	Total		3-Ptr		Rebounds			PF	TP	A	TO	Bk	Stl	Min
		FG-FGA	FT-FTA	FG-FGA	FT-FTA	Off	Def	Tot							
15	Clarke, Brandon	f	5-8	0-0	5-6	1	2	3	2	15	2	3	3	3	32
21	Hachimura, Rui	f	5-14	0-1	7-9	2	5	7	3	17	4	0	1	2	35
13	Perkins, Josh	g	7-13	5-9	1-1	0	5	5	4	20	8	6	0	4	38
23	Norvell Jr., Zach	g	7-17	2-8	5-6	1	1	2	2	21	1	3	0	2	37
24	Kispert, Corey	g	2-3	0-1	0-0	0	1	1	5	4	1	1	0	2	28
03	Petrucev, Filip	g	3-5	1-3	0-0	0	0	0	0	7	0	0	0	0	11
04	Foster Jr., Greg	g	1-1	0-0	0-0	0	0	0	1	2	0	1	0	0	4
11	Ayayi, Joel	g	0-0	0-0	0-0	0	0	0	0	0	0	0	0	0	1
22	Jones, Jeremy	g	2-2	0-0	0-1	0	2	2	3	4	1	0	0	0	14
	Team					1	0	1							
	Totals		32-63	8-22	18-23	5	16	21	20	90	17	14	4	13	200

FG % 1st Half: 14-31 45.2% 2nd half: 18-32 56.3% Game: 32-63 50.8%
 3FG % 1st Half: 5-14 35.7% 2nd half: 3-8 37.5% Game: 8-22 36.4%
 FT % 1st Half: 6-7 85.7% 2nd half: 12-16 75.0% Game: 18-23 78.3%

Deadball Rebounds 3

North Carolina 103 • 8-2

#	Player	Total		3-Ptr		Rebounds			PF	TP	A	TO	Bk	Stl	Min
		FG-FGA	FT-FTA	FG-FGA	FT-FTA	Off	Def	Tot							
15	Garrison Brooks	f	2-3	0-0	5-6	5	4	9	4	9	2	2	2	0	23
32	Luke Maye	f	6-10	1-3	7-7	3	13	16	4	20	1	3	0	1	31
02	White, Coby	g	5-13	3-7	2-4	0	1	1	1	15	6	5	0	0	22
13	Cameron Johnson	g	8-12	6-8	3-4	2	1	3	3	25	4	2	0	1	31
24	Kenny Williams	g	3-8	1-4	2-2	0	1	1	0	9	4	4	0	0	31
00	Woods, Seventh	g	6-9	2-2	0-0	0	4	4	1	14	1	3	0	2	17
01	Black, Leaky	g	1-1	0-0	0-0	0	1	1	0	2	0	0	0	1	3
03	Platek, Andrew														

BOX SCORES: GAMES 13-16



Harvard vs North Carolina 01/02/19 7:00 PM at Smith Center

13

Harvard 57 • 6-6

#	Player	Total		3-Ptr		Rebounds		PF	TP	A	TO	Blk	Stl	Min	
		FG-FGA	FG-FGA	FT-FTA	FT-FTA	Off	Def								Tot
00	Lewis, Chris	f	4-5	0-0	1-2	1	6	7	0	9	1	0	4	1	22
30	Djuricic, Danilo	f	3-7	1-3	0-0	1	1	2	1	7	2	2	0	0	15
20	Bassey, Justin	g	2-4	0-1	0-4	1	10	11	3	4	1	3	2	0	26
22	Juzang, Christian	g	2-6	2-4	3-3	1	1	2	1	9	4	4	0	0	30
25	Johnson, Corey	g	1-9	1-6	0-0	0	2	2	0	3	2	4	0	0	21
03	McCarthy, Tommy	g	0-1	0-0	0-0	0	0	0	0	0	0	0	0	0	1
05	Haskett, Rio	g	1-1	1-1	0-0	0	2	2	1	3	3	1	0	0	10
10	Kirkwood, Noah	g	1-4	1-3	2-2	0	2	2	5	1	2	0	1	1	18
21	Freedman, Spencer	g	0-2	0-2	0-0	0	1	1	2	0	0	4	0	0	10
21	Forbes, Mason	g	2-3	0-0	1-2	1	1	2	0	5	0	0	0	0	19
24	Catchings, Kale	g	0-0	0-0	0-0	0	0	0	2	0	0	0	0	0	4
35	Baker, Robert	g	4-6	2-4	0-0	0	0	0	1	10	1	0	1	1	13
44	Welsh, Henry	g	1-6	0-0	0-0	0	2	2	3	2	0	1	1	0	11
	Team					0	1	1			1				
	Totals		21-54	8-24	7-13	5	29	34	16	57	15	22	8	4	200

FG % 1st Half: 10-22 45.5% 2nd half: 11-32 34.4% Game: 21-54 38.9%
 3FG % 1st Half: 5-10 50.0% 2nd half: 3-14 21.4% Game: 8-24 33.3%
 FT % 1st Half: 6-11 54.5% 2nd half: 1-2 50.0% Game: 7-13 53.8%

Deadball Rebounds 3,2

North Carolina 77 • 10-3

#	Player	Total		3-Ptr		Rebounds		PF	TP	A	TO	Blk	Stl	Min	
		FG-FGA	FG-FGA	FT-FTA	FT-FTA	Off	Def								Tot
15	Garrison Brooks	f	2-6	0-0	3-4	1	2	3	2	7	0	0	0	0	17
32	Luke Maye	f	5-11	1-4	3-4	2	5	7	2	14	2	1	0	0	28
02	White, Coby	g	4-11	0-4	5-5	0	4	4	0	13	4	1	0	2	27
13	Cameron Johnson	g	5-13	2-5	1-2	0	4	4	1	13	1	5	0	3	31
24	Kenny Williams	g	4-6	1-3	2-2	1	2	3	0	11	0	1	2	2	28
00	Woods, Seventh	g	0-3	0-0	0-0	1	1	2	0	3	2	0	1	1	12
01	Black, Leaky	g	2-2	1-1	0-0	0	1	2	5	2	0	0	0	2	12
03	Platek, Andrew	g	0-1	0-1	0-0	0	0	0	0	0	0	0	0	0	2
04	Robinson, Brandon	g	0-2	0-1	2-2	0	2	2	1	2	3	1	0	0	14
05	Little, Nassir	g	4-7	1-2	3-3	1	6	7	2	12	0	1	1	2	22
11	Shea Rush	g	0-0	0-0	0-0	0	0	0	0	0	0	0	0	0	1
25	Caleb Ellis	g	0-0	0-0	0-0	0	0	0	0	0	0	0	0	0	1
30	K.J. Smith	g	0-0	0-0	0-0	0	0	0	0	0	0	0	0	0	1
42	Brandon Huffman	g	0-0	0-0	0-0	0	1	1	0	0	0	0	0	0	4
	Team					2	2	4							
	Totals		26-62	6-21	19-22	8	30	38	13	77	15	11	3	12	200

FG % 1st Half: 17-36 47.2% 2nd half: 9-26 34.6% Game: 26-62 41.9%
 3FG % 1st Half: 3-12 25.0% 2nd half: 3-9 33.3% Game: 6-21 28.6%
 FT % 1st Half: 4-5 80.0% 2nd half: 15-17 88.2% Game: 19-22 86.4%

Deadball Rebounds 0,1

Officials: Bill Covington, Sean Hull, Jeff Clark
 Technical fouls: Harvard-None. North Carolina-None.
 Attendance: 21329
 Attendance based on tickets distributed

Score by periods	1st	2nd	Total
Harvard	31	26	57
North Carolina	41	36	77

North Carolina vs Pitt 01/05/19 12:00 pm at Petersen Events Center (Pittsburgh, Pa.)

14

North Carolina 85 • (11-3, 1-0 ACC)

#	Player	Total		3-Ptr		Rebounds		PF	TP	A	TO	Blk	Stl	Min	
		FG-FGA	FG-FGA	FT-FTA	FT-FTA	Off	Def								Tot
15	Garrison Brooks	f	4-8	0-0	1-1	3	5	8	4	9	5	0	2	2	28
32	Luke Maye	f	6-12	1-2	4-4	3	8	11	4	17	2	0	2	0	26
02	White, Coby	g	8-15	4-10	2-2	1	3	4	2	22	3	5	1	0	27
13	Cameron Johnson	g	6-12	3-6	0-1	2	7	9	1	15	4	0	0	1	30
24	Kenny Williams	g	1-5	0-3	0-0	1	0	1	4	2	1	1	0	0	16
00	Woods, Seventh	g	2-6	0-0	0-0	0	1	1	1	4	1	1	0	1	11
01	Black, Leaky	g	1-5	0-0	0-0	2	3	5	1	2	4	2	1	0	16
03	Platek, Andrew	g	1-2	1-1	0-0	0	0	0	0	3	3	0	0	1	4
04	Robinson, Brandon	g	1-3	1-1	2-3	2	0	2	1	5	1	0	0	3	15
05	Little, Nassir	g	2-5	0-1	2-6	1	5	6	3	6	2	1	1	0	18
11	Shea Rush	g	0-0	0-0	0-0	1	0	1	0	0	0	0	0	0	1
22	Walker Miller	g	0-0	0-0	0-0	0	1	1	0	0	0	0	0	0	3
25	Caleb Ellis	g	0-0	0-0	0-0	0	0	0	0	0	0	0	0	0	1
30	K.J. Smith	g	0-0	0-0	0-0	0	0	0	0	0	0	0	0	0	2
42	Brandon Huffman	g	0-1	0-0	0-0	0	0	0	0	0	0	0	0	0	2
	Team					1	1	2							
	Totals		32-74	10-24	11-17	17	34	51	24	85	24	11	7	8	200

FG % 1st Half: 15-35 42.9% 2nd half: 17-39 43.6% Game: 32-74 43.2%
 3FG % 1st Half: 7-18 38.9% 2nd half: 3-6 50.0% Game: 10-24 41.7%
 FT % 1st Half: 8-11 72.7% 2nd half: 3-6 50.0% Game: 11-17 64.7%

Deadball Rebounds 1

Pitt 60 • (10-4, 0-1 ACC)

#	Player	Total		3-Ptr		Rebounds		PF	TP	A	TO	Blk	Stl	Min	
		FG-FGA	FG-FGA	FT-FTA	FT-FTA	Off	Def								Tot
04	Wilson-Frame, Jared	f	2-10	1-8	0-0	1	1	2	5	5	0	2	0	1	24
15	Chukwuka, Kene	c	0-0	0-0	2-2	1	2	3	2	2	1	0	1	0	11
01	Johnson, Xavier	g	5-15	0-3	4-5	1	2	3	1	14	2	5	1	2	34
02	McGowens, Trey	g	3-7	1-2	10-16	0	4	4	2	17	1	3	0	4	33
05	Toney, Au'Diese	g	2-11	0-2	1-2	4	1	5	4	5	0	1	0	0	25
03	Ellison, Malik	g	5-10	0-0	0-2	1	2	3	0	10	2	2	1	0	23
13	Davis, Khameron	g	0-3	0-3	2-3	1	7	8	3	2	1	1	0	0	21
21	Brown, Terrell	g	2-6	0-1	1-2	2	7	9	2	5	0	1	4	0	29
	Team					5	4	9							
	Totals		19-62	2-19	20-32	16	30	46	19	60	7	15	7	7	200

FG % 1st Half: 6-29 20.7% 2nd half: 13-33 39.4% Game: 19-62 30.6%
 3FG % 1st Half: 1-10 10.0% 2nd half: 1-9 11.1% Game: 2-19 10.5%
 FT % 1st Half: 10-15 66.7% 2nd half: 10-17 58.8% Game: 20-32 62.5%

Deadball Rebounds 5

Officials: Ted Valentine(R), Bert Smith, Paul Szelc
 Technical fouls: North Carolina-None. Pitt-None.
 Attendance: 12508

Score by periods	1st	2nd	Total
North Carolina	45	40	85
Pitt	23	37	60

North Carolina vs NC State 01/08/19 9:00 pm at Raleigh, NC (PNC Arena)

15

North Carolina 90 • 12-3, 2-0 ACC

#	Player	Total		3-Ptr		Rebounds		PF	TP	A	TO	Blk	Stl	Min	
		FG-FGA	FG-FGA	FT-FTA	FT-FTA	Off	Def								Tot
02	WHITE, Coby	*	7-14	1-5	4-6	1	4	5	2	19	4	5	0	0	30
13	Cameron Johnson	*	4-11	4-7	3-3	4	7	11	2	15	5	1	1	1	23
15	Garrison Brooks	*	3-4	0-0	5-5	1	6	7	4	11	5	0	1	0	24
24	Kenny Williams	*	5-12	2-5	3-4	3	7	10	2	25	2	3	0	1	34
32	Luke Maye	*	6-13	2-5	7-8	2	9	11	3	21	3	7	0	0	36
00	WOODS, Seventh	g	0-1	0-0	0-0	1	0	1	2	0	0	3	0	1	8
01	BLACK, Leaky	g	2-2	0-0	0-0	0	0	0	3	4	0	2	1	1	10
03	PLATEK, Andrew	g	0-0	0-0	0-0	0	0	0	0	0	0	0	0	0	2
04	ROBINSON, Brandon	g	1-2	1-1	0-0	0	0	0	1	3	1	0	2	0	16
05	LITTLE, Nassir	g	1-5	0-2	0-0	0	2	2	1	2	0	2	0	0	17
	Team					2	2	4							
	Totals		29-64	10-25	22-26	14	37	51	20	90	20	23	5	4	200

FG % 1st Half: 18-38 47.4% 2nd half: 11-26 42.3% Game: 29-64 45.3%
 3FG % 1st Half: 6-16 37.5% 2nd half: 4-9 44.4% Game: 10-25 40.0%
 FT % 1st Half: 5-7 71.4% 2nd half: 17-19 89.5% Game: 22-26 84.6%

Deadball Rebounds 2

NC State 82 • 13-2, 1-1 ACC

#	Player	Total		3-Ptr		Rebounds		PF	TP	A	TO	Blk	Stl	Min	
		FG-FGA	FG-FGA	FT-FTA	FT-FTA	Off	Def								Tot
02	DORN, Torin	*	5-12	0-4	2-2	1	9	10	4	12	1	1	2	1	27
11	JOHNSON, Markell	*	4-12	1-7	2-3	0	0	0	3	11	4	5	0	4	25
13	BRYCE, CJ	*	4-10	1-4	4-6	1	2	3	1	13	4	1	1	3	33
24	DANIELS, Devon	*	0-4	0-2	1-2	0	2	4	1	1	2	1	1	1	22
33	WALKER, Wyatt	*	1-4	0-0	0-0	3	1	4	4	2	1	1	1	1	16
00	FUNDERBURK, DJ	g	6-7	0-0	3-3	2	3	5	3	15	0	0	2	1	22
04	HELLEMS, Jericole	g	3-8	1-4	0-0	1	0	1	0	7	1	0	1	0	15

BOX SCORES: GAMES 17-18



Notre Dame vs North Carolina 01/15/19 9:00 PM at Smith Center

17

Notre Dame 69 • 11-6, 1-3 ACC

##	Player	Total		3-Ptr		Rebounds			PF	TP	A	TO	Blk	Stl	Min
		FG-FGA	FT-FTA	FG-FGA	FT-FTA	Off	Def	Tot							
14	Laszewski, Nate	f	1-6	1-5	0-0	0	3	3	2	3	0	0	1	1	21
33	Mooney, John	f	7-12	0-1	2-3	3	16	19	3	16	1	2	4	0	34
03	Hubb, Prentiss	g	6-16	4-10	2-3	1	2	3	4	18	6	4	1	0	32
05	Harvey, D.J.	g	5-9	3-5	2-4	0	2	2	3	15	0	2	0	0	34
10	Gibbs, T.J.	g	1-9	1-4	2-2	0	2	2	1	5	5	1	0	0	35
11	Durham, Juwan		3-4	0-0	0-0	1	1	2	2	6	0	0	2	0	13
13	Djogo, Nikola		1-2	0-1	0-0	0	1	1	0	2	0	2	0	1	3
23	Goodwin, Dane		1-3	1-2	1-2	1	0	1	1	4	1	0	0	0	27
25	Nelligan, Liam		0-0	0-0	0-0	0	0	0	0	0	0	0	0	0	1
	Team					1	2	3							
	Totals		25-61	10-28	9-14	7	29	36	16	69	13	11	8	2	200

FG % 1st Half: 13-29 44.8% 2nd half: 12-32 37.5% Game: 25-61 41.0% Deadball Rebounds 2,2
 3FG % 1st Half: 6-13 46.2% 2nd half: 4-15 26.7% Game: 10-28 35.7%
 FT % 1st Half: 4-4 100.0 2nd half: 5-10 50.0% Game: 9-14 64.3%

North Carolina 75 • 13-4, 3-1 ACC

##	Player	Total		3-Ptr		Rebounds			PF	TP	A	TO	Blk	Stl	Min
		FG-FGA	FT-FTA	FG-FGA	FT-FTA	Off	Def	Tot							
15	Garrison Brooks	f	2-8	0-0	0-3	5	3	8	0	4	2	1	0	0	26
32	Luke Maye	f	6-19	1-5	1-3	3	7	10	1	14	1	2	0	1	36
02	White, Coby	g	6-11	4-7	1-2	0	5	5	5	17	1	2	0	1	22
13	Cameron Johnson	g	3-8	0-3	5-7	2	5	7	2	11	6	2	1	0	31
24	Kenny Williams	g	2-5	1-2	0-0	2	2	4	1	5	3	1	0	0	28
00	Woods, Seventh		0-1	0-0	4-4	0	0	0	1	4	2	3	1	2	18
01	Black, Leaky		0-3	0-0	0-0	0	0	0	0	0	0	0	0	1	3
04	Robinson, Brandon		3-4	3-4	0-0	0	2	2	2	9	0	0	0	1	16
05	Little, Nassir		5-8	0-0	1-1	2	4	6	3	11	0	0	0	0	18
42	Brandon Huffman		0-1	0-0	0-0	0	1	1	0	0	0	0	0	0	2
	Team					2	2	4							
	Totals		27-68	9-21	12-20	16	31	47	15	75	15	11	2	6	200

FG % 1st Half: 13-35 37.1% 2nd half: 14-33 42.4% Game: 27-68 39.7% Deadball Rebounds 2,1
 3FG % 1st Half: 6-12 50.0% 2nd half: 3-9 33.3% Game: 9-21 42.9%
 FT % 1st Half: 1-1 100.0 2nd half: 11-19 57.9% Game: 12-20 60.0%

Officials: Roger Ayers, Jamie Luckie, Ted Valentine
 Technical fouls: Notre Dame-None. North Carolina-None.
 Attendance: 20475
 Attendance based on tickets distributed

Score by periods	1st	2nd	Total
Notre Dame	36	33	69
North Carolina	33	42	75

North Carolina vs Miami (FL) 01/19/19 12:00 pm at Coral Gables, FL (Watsco Center)

18

North Carolina 85 • 14-4 (4-1)

##	Player	Total		3-Ptr		Rebounds			PF	TP	A	TO	Blk	Stl	Min
		FG-FGA	FT-FTA	FG-FGA	FT-FTA	Off	Def	Tot							
15	Garrison Brooks	f	2-5	0-0	0-0	2	5	7	3	4	0	2	0	0	28
32	Luke Maye	f	7-13	0-2	0-0	2	7	9	4	14	4	2	0	2	28
02	Coby White	g	6-12	1-5	2-2	0	5	5	0	15	8	3	0	3	33
13	Cameron Johnson	g	8-14	5-7	1-1	4	3	7	2	22	2	3	0	0	35
24	Kenny Williams	g	6-9	3-5	1-3	2	2	4	2	16	7	0	0	0	34
00	Seventh Woods		0-0	0-0	0-0	0	0	0	1	0	0	2	0	0	4
01	Leaky Black		0-1	0-0	0-0	0	2	2	1	0	0	1	0	0	6
03	Andrew Platek		1-1	0-0	0-0	0	0	0	0	2	0	0	0	0	3
04	Brandon Robinson		0-1	0-1	0-0	0	0	0	2	0	4	1	0	0	16
05	Nassir Little		3-4	0-0	6-8	1	1	2	4	12	1	1	1	2	13
42	Brandon Huffman		0-0	0-0	0-0	0	0	0	0	0	0	0	0	0	0+
	Team					2	0	2							
	Totals		33-60	9-20	10-14	13	25	38	19	85	26	15	1	7	200

FG % 1st Half: 15-30 50.0% 2nd half: 18-30 60.0% Game: 33-60 55.0% Deadball Rebounds 1,1
 3FG % 1st Half: 4-10 40.0% 2nd half: 5-10 50.0% Game: 9-20 45.0%
 FT % 1st Half: 3-4 75.0% 2nd half: 7-10 70.0% Game: 10-14 71.4%

Miami (FL) 76 • 9-8 (1-4)

##	Player	Total		3-Ptr		Rebounds			PF	TP	A	TO	Blk	Stl	Min
		FG-FGA	FT-FTA	FG-FGA	FT-FTA	Off	Def	Tot							
15	Ebuka Izundu	c	6-10	0-0	1-1	3	5	8	3	13	1	1	1	1	32
00	Chris Lykes	g	8-16	4-8	0-0	1	2	3	2	20	6	3	0	2	36
03	Anthony Lawrence	g	5-7	3-4	5-6	0	0	0	4	18	0	1	1	1	30
05	Zach Johnson	g	5-12	0-3	7-10	0	5	5	2	17	3	3	0	2	36
13	Anthony Mack	g	0-2	0-2	0-0	0	1	1	2	0	1	0	0	0	18
01	DJ Vasiljevic		1-5	1-2	0-0	1	2	3	1	3	0	1	0	1	22
21	Sam Waardenburg		2-3	1-2	0-1	1	2	3	1	5	3	1	0	0	26
	Team					0	0	0							
	Totals		27-55	9-21	13-18	6	17	23	15	76	13	11	2	7	200

FG % 1st Half: 12-29 41.4% 2nd half: 15-26 57.7% Game: 27-55 49.1% Deadball Rebounds 1
 3FG % 1st Half: 7-14 50.0% 2nd half: 2-7 28.6% Game: 9-21 42.9%
 FT % 1st Half: 6-9 66.7% 2nd half: 7-9 77.8% Game: 13-18 72.2%

Officials: Brent Hampton, Jeffrey Anderson, Bret Smith
 Technical fouls: North Carolina-None. Miami (FL)-None.
 Attendance: 7131

Score by periods	1st	2nd	Total
North Carolina	37	48	85
Miami (FL)	37	39	76

19

20



WHY DID YOU PICK YOUR NUMBER?

Leaky Black: 5 wasn't available
Garrison Brooks: 10 is retired. My brother wears 5, so I combined the number I wanted with my brother's.
Brandon Huffman: There have been many great big men at UNC who have worn 42.
Nassir Little: 10 wasn't available. My best friend in high school wore 5.
Sterling Manley: I wanted 1, but Theo Pinson had it.
Luke Maye: It was my high school number.
Ryan McAdoo: My dad wore it at UNC.
Walker Miller: My brother, Wes, wore it at UNC.
Andrew Platek: New chapter, new number
Brandon Robinson: My favorite number
Shea Rush: It's long and lanky like me. And 11:11 (the time) is lucky for me.
K.J. Smith: My dad wore it at UNC.
Coby White: 0 wasn't available
Kenny Williams: Always worn it

WHAT PART OF YOUR GAME DID YOU WORK ON THE MOST IN THE OFFSEASON?

Leaky Black: all of it
Garrison Brooks: a more consistent jump shot
Caleb Ellis: defense
Brandon Huffman: footwork, skills and defense
Cameron Johnson: shooting off the dribble
Nassir Little: decision making, faster reads, ball handling
Sterling Manley: running the floor, handling the ball
Luke Maye: ball handling, defense, overall skills
Ryan McAdoo: my shot
Walker Miller: all aspects
Andrew Platek: driving the ball to the basket
Brandon Robinson: defense
Shea Rush: three-point shot, strength
K.J. Smith: passing
Coby White: be a more vocal leader
Kenny Williams: Finishing at the rim
Seventh Woods: My outside shot

WHAT OTHER SPORTS ARE YOU GOOD AT?

Garrison Brooks: football
Brandon Huffman: Dannyball, wallball and bowling
Nassir Little: throwing a football
Sterling Manley: pretty much any of them
Luke Maye: football, baseball
Ryan McAdoo: tennis, ping pong, soccer, track, spikeball
Andrew Platek: soccer, lacrosse, baseball
Brandon Robinson: rock climbing
Shea Rush: skiing, mountain biking, soccer
K.J. Smith: ping pong, bowling
Coby White: football
Kenny Williams: football
Seventh Woods: football

WHICH FORMER TAR HEEL DID YOU LIKE TO WATCH PLAY?

Garrison Brooks: Brice Johnson
Caleb Ellis: Raymond Felton
Brandon Huffman: Brendan Haywood
Nassir Little: Justin Jackson, Brice Johnson
Sterling Manley: John Henson
Luke Maye: Sean May, Tyler Hansbrough
Walker Miller: Wes Miller
Andrew Platek: Danny Green, Bobby Frasor
Brandon Robinson: Harrison Barnes
Shea Rush: James Michael McAdoo
K.J. Smith: Kendall Marshall
Seventh Woods: Ty Lawson

WHAT'S YOUR DREAM VACATION DESTINATION?

Garrison Brooks: Cancun
Brandon Huffman: Shanghai
Cameron Johnson: the Amalfi coast in Italy
Nassir Little: Dubai
Sterling Manley: Hawai'i or any tropical island
Ryan McAdoo: Tokyo
Andrew Platek: Maldives
Brandon Robinson: Dubai
Shea Rush: Iceland
K.J. Smith: Bora Bora
Kenny Williams: Italy
Seventh Woods: Dubai

IF YOU COULD GO BACK IN TIME FOR A HISTORICAL MOMENT...?

Garrison Brooks: to listen to Nelson Mandela
Caleb Ellis: to see Michael Jordan's shot against Georgetown or Tiger Woods winning the Masters
Brandon Huffman: Michael Jordan's game-winner vs. Georgetown because it was such a classic game.
Nassir Little: Michael Jordan crushing the game
Sterling Manley: the first NBA championship
Luke Maye: signing of the Declaration of Independence
Andrew Platek: The Renaissance to experience the culture
Brandon Robinson: Michael Jordan's shot vs. Georgetown
Shea Rush: the Last Waltz concert in San Francisco by The Band
K.J. Smith: Dr. King's "I Have a Dream" speech
Kenny Williams: to see a speech by Dr. King
Seventh Woods: the Dream Team winning gold in 1992

IF YOU COULD HAVE THE SKILL OF ONE NBA PLAYER...?

Garrison Brooks: Anthony Davis's overall abilities
Caleb Ellis: Kyrie Irving's handle
Brandon Huffman: Hassan Whiteside's strength
Cameron Johnson: Kawhi Leonard's defense
Nassir Little: Kobe Bryant's work ethic
Sterling Manley: Lebron James' athleticism, IQ and motor
Luke Maye: to jump like Vince Carter
Andrew Platek: Steph Curry's shot
Brandon Robinson: Devin Booker's shot
Shea Rush: Lebron James' will to win - he never takes a night off
K.J. Smith: Steph Curry's shot
Kenny Williams: Vince Carter's athleticism
Seventh Woods: Steph Curry's shot

WHAT'S THE BEST FOOD YOU CAN MAKE?

Garrison Brooks: chicken alfredo
Caleb Ellis: steak and potatoes with grilled asparagus
Brandon Huffman: liver, onions and rice
Nassir Little: Ramen noodles
Sterling Manley: breakfast
Luke Maye: salmon with mashed potatoes and green beans
Andrew Platek: chicken marsala
Brandon Robinson: I can't cook
Shea Rush: lobster and bacon-wrapped scallops
K.J. Smith: sushi
Kenny Williams: steak
Seventh Woods: shrimp or chicken alfredo

WHAT'S YOUR GO-TO PREGAME MUSIC?

Leaky Black: Jeezy
Garrison Brooks: Gucci Mane
Caleb Ellis: Future
Cameron Johnson: J. Cole
Nassir Little: Drake
Sterling Manley: Drake
Ryan McAdoo: old school
Andrew Platek: Drake
Brandon Robinson: Chief Keef
Shea Rush: Jay-Z, Kanye, Led Zeppelin, Rolling Stones - depends on the game
K.J. Smith: Drake - he's never made a bad song
Coby White: J. Cole
Kenny Williams: J. Cole
Seventh Woods: 2 Chainz and Drake

WHAT FORMER TAR HEEL YOU PLAYED AGAINST IN THE SUMMER IMPRESSED YOU THE MOST?

Garrison Brooks: Rasheed Wallace
Brandon Huffman: Joel James
Cameron Johnson: Rasheed Wallace
Sterling Manley: Rasheed Wallace
Luke Maye: Tyler Hansbrough
Walker Miller: Rasheed Wallace
Andrew Platek: Kendall Marshall, Marcus Paige
Brandon Robinson: Raymond Felton
Shea Rush: Tyler Hansbrough
K.J. Smith: Kendall Marshall
Coby White: Kendall Marshall
Seventh Woods: Kendall Marshall

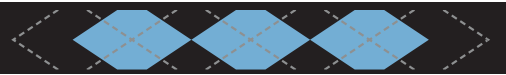
WHAT IS SOMETHING NON-BASKETBALL THAT PEOPLE SHOULD KNOW ABOUT YOU?

Garrison Brooks: I enjoy poetry
Sterling Manley: I like watching the news and animal documentaries
Luke Maye: I enjoy meeting new people.
Ryan McAdoo: My mom is Italian and I speak the language fluently.
Andrew Platek: I play the tuba (baritone)
Shea Rush: I love to ski and I can play the piano.
K.J. Smith: I play the piano.
Seventh Woods: When I was younger I was better at baseball than basketball.

WHO IS YOUR BEST FRIEND ON OTHER BASKETBALL TEAMS?

Leaky Black: R.J. Barrett (Duke), Sandro Mamukelashvili (Seton Hall), Andrew Nembhard (Florida)
Garrison Brooks: Antoine Pitts
Brandon Huffman: Blake Harris (NC State)
Nassir Little: Ronald Segu (Buffalo)
Sterling Manley: Parker Stewart (Pittsburgh)
Luke Maye: Torin Dorn Jr. (NC State)
Ryan McAdoo: Anthony Polite (Florida State)
Walker Miller: David DiLeo (Central Michigan), Kristers Zoriks (St. Mary's)
Andrew Platek: Kevin Huerter (Atlanta Hawks), Joe Cremo (Villanova)
Shea Rush: Jeriah Horne (Tulsa)
K.J. Smith: Aleem Ford (Wisconsin), D'mitrik Trice (Wisconsin)
Coby White: John Newman (Clemson), Elijah McCadden (Georgia Southern)
Seventh Woods: Dennis Smith Jr. (Dallas Mavericks)

PHOTO ROSTER



0 - SEVENTH WOODS
6-2, Jr., G
Columbia, S.C.



1 - LEAKY BLACK
6-7, Fr., G
Concord, N.C.



2 - COBY WHITE
6-5, Fr., G
Goldsboro, N.C.



3 - ANDREW PLATEK
6-3, So., G
Guilderland, N.Y.



4 - BRANDON ROBINSON
6-4, Jr., G
Douglasville, Ga.



5 - NASSIR LITTLE
6-6, Fr., F
Orange Park, Fla.



11 - SHEA RUSH
6-5, Jr., F
Fairway, Kan.




13 - CAMERON JOHNSON
6-9, Gr., G
Moon Township, Pa.



15 - GARRISON BROOKS
6-9, So., F
Lafayette, Ala.



21 - STERLING MANLEY
6-11, So., F
Pickerington, Ohio



22 - WALKER MILLER
6-10, So., F
Greensboro, N.C.



24 - KENNY WILLIAMS
6-4, Sr., G
Midlothian, Va.



25 - CALEB ELLIS
6-4, Jr., G
Apex, N.C.



30 - K.J. SMITH
6-2, So., G
Calabasas, Calif.




32 - LUKE MAYE
6-8, Sr., F
Huntersville, N.C.



35 - RYAN McADOO
6-5, So., F
Boca Raton, Fla.



42 - BRANDON HUFFMAN
6-10, So., F
Goldsboro, N.C.



ROY WILLIAMS
Head Coach



STEVE ROBINSON
Assistant Coach



HUBERT DAVIS
Assistant Coach



BRAD FREDERICK
Assistant Coach



SEAN MAY
Director of Operations



ERIC HOOTS
Director of
Player Development



JONAS SAHRATIAN
Director of
Strength & Conditioning



DOUG HALVERSON
Athletics Trainer

2018-19 North Carolina Men's Basketball
North Carolina Combined Team Statistics (as of Jan 19, 2019)
All games

Overall record: 14-4 Conf: 4-1 Home: 8-1 Away: 5-1 Neutral: 1-2

#	Player	gp-gs	min	avg	Total		3-Point		F-Throw		Rebounds				pf	dq	a	to	blk	stl	pts	avg
					fg-fga	fg%	3fg-fga	3fg%	ft-fa	ft%	off	def	tot	avg								
13	Cameron Johnson	18-18	504	28.0	99-196	.505	44-93	.473	44-56	.786	33	70	103	5.7	25	0	38	32	4	23	286	15.9
32	Luke Maye	18-18	535	29.7	91-213	.427	20-64	.313	57-74	.770	42	138	180	10.0	51	1	38	30	9	11	259	14.4
02	Coby White	17-17	422	24.8	79-183	.432	33-93	.355	51-63	.810	4	47	51	3.0	32	1	66	49	2	13	242	14.2
05	Nassir Little	18-0	339	18.8	68-135	.504	6-29	.207	36-50	.720	28	49	77	4.3	36	0	14	20	9	11	178	9.9
24	Kenny Williams	18-18	495	27.5	55-135	.407	21-73	.288	30-38	.789	16	44	60	3.3	32	0	72	31	5	17	161	8.9
15	Garrison Brooks	18-18	364	20.2	58-109	.532	0-0	.000	32-47	.681	43	61	104	5.8	52	1	23	22	11	10	148	8.2
21	Sterling Manley	12-0	140	11.7	22-40	.550	0-0	.000	9-16	.563	13	38	51	4.3	22	1	3	12	8	3	53	4.4
04	Brandon Robinson	17-0	186	10.9	22-42	.524	11-22	.500	7-10	.700	6	15	21	1.2	24	0	19	8	3	9	62	3.6
00	Seventh Woods	16-1	229	14.3	21-53	.396	3-7	.429	13-20	.650	4	18	22	1.4	22	0	44	28	4	19	58	3.6
01	Leaky Black	18-0	206	11.4	21-44	.477	4-8	.500	6-7	.857	9	32	41	2.3	24	0	22	13	4	12	52	2.9
30	K.J. Smith	13-0	24	1.8	6-11	.545	2-6	.333	3-3	1.000	0	1	1	0.1	1	0	4	1	1	0	17	1.3
42	Brandon Huffman	15-0	38	2.5	8-12	.667	0-0	.000	3-4	.750	7	7	14	0.9	3	0	0	1	1	1	19	1.3
03	Andrew Platek	17-0	66	3.9	8-16	.500	3-7	.429	1-2	.500	2	3	5	0.3	7	0	4	5	3	5	20	1.2
22	Walker Miller	11-0	16	1.5	4-6	.667	0-0	.000	2-5	.400	0	4	4	0.4	0	0	1	0	0	0	10	0.9
25	Caleb Ellis	13-0	18	1.4	2-4	.500	0-0	.000	1-3	.333	1	0	1	0.1	0	0	1	1	2	2	5	0.4
11	Shea Rush	13-0	18	1.4	0-4	.000	0-1	.000	1-2	.500	2	3	5	0.4	2	0	1	3	0	1	1	0.1
Team											30	20	50				1					
Total.....		18	3600		564-1203	.469	147-403	.365	296-400	.740	240	550	790	43.9	333	4	350	257	66	137	1571	87.3
Opponents.....		18	3600		459-1108	.414	152-467	.325	248-369	.672	166	434	600	33.3	336	-	249	272	83	129	1320	73.3

TEAM STATISTICS	NC	OPP	Date	Opponent	Score	Att.
SCORING	1571	1320	11/06/18	at Wofford	w 78-67	3400
Points per game	87.3	73.3	11/09/18	at Elon	w 116-67	5245
Scoring margin	+13.9	-	11/12/18	STANFORD	w 90-72	19647
FIELD GOALS-ATT	564-1203	459-1108	11/16/18	TENNESSEE TECH	w 108-58	20816
Field goal pct	.469	.414	11/19/18	SAINT FRANCIS	w 101-76	20547
3 POINT FG-ATT	147-403	152-467	11/22/18	vs Univ. of Texas	L 89-92	7489
3-point FG pct	.365	.325	11/23/18	vs UCLA	w 94-78	6500
3-pt FG made per game	8.2	8.4	4 11/28/18	at Michigan	L 67-84	12707
FREE THROWS-ATT	296-400	248-369	12/05/18	UNCW	w 97-69	20083
Free throw pct	.740	.672	12/15/18	GONZAGA	w 103-90	21750
F-Throws made per game	16.4	13.8	4 12/22/18	vs Kentucky	L 72-80	15124
REBOUNDS	790	600	12/29/18	DAVIDSON	w 82-60	21486
Rebounds per game	43.9	33.3	01/02/19	HARVARD	w 77-57	21329
Rebounding margin	+10.6	-	* 01/05/19	at Pitt	w 85-60	12508
ASSISTS	350	249	* 01/08/19	at NC State	w 90-82	19500
Assists per game	19.4	13.8	* 01/14/19	LOUISVILLE	L 62-83	21243
TURNOVERS	257	272	* 01/15/19	NOTRE DAME	w 75-69	20475
Turnovers per game	14.3	15.1	* 01/19/19	at Miami (FL)	w 85-76	7131
Turnover margin	+0.8	-				
Assist/turnover ratio	1.4	0.9		* = Conference game		
STEALS	137	129				
Steals per game	7.6	7.2				
BLOCKS	66	83				
Blocks per game	3.7	4.6				
ATTENDANCE	187376	89604				
Home games-Avg/Game	9-20820	6-10082				
Neutral site-Avg/Game	-	3-9704				

Score by Periods	1st	2nd	Totals
North Carolina	772	799	1571
Opponents	641	679	1320

2018-19 North Carolina Men's Basketball
North Carolina Combined Team Statistics (as of Jan 19, 2019)
Conference games only

RECORD:	OVERALL	HOME	AWAY	NEUTRAL
ALL GAMES	4-1	1-1	3-0	0-0
CONFERENCE	4-1	1-1	3-0	0-0
NON-CONFERENCE	0-0	0-0	0-0	0-0

##	Player	gp-gs	min	avg	Total		3-Point		F-Throw		Rebounds				pf	dq	a	to	blk	stl	pts	avg
					fg-fga	fg%	3fg-fga	3fg%	ft-fta	ft%	off	def	tot	avg								
02	White,Coby	5-5	131	26.2	27-56	.482	10-30	.333	13-16	.813	3	17	20	4.0	12	1	18	19	1	4	77	15.4
32	Luke Maye	5-5	162	32.4	28-71	.394	5-20	.250	14-19	.737	14	38	52	10.4	15	0	13	11	4	4	75	15.0
13	Cameron Johnson	5-5	147	29.4	24-53	.453	12-27	.444	13-18	.722	13	23	36	7.2	9	0	17	7	3	5	73	14.6
24	Kenny Williams	5-5	142	28.4	18-39	.462	7-19	.368	7-10	.700	10	11	21	4.2	10	0	14	8	0	3	50	10.0
05	Little,Nassir	5-0	85	17.0	13-29	.448	0-4	.000	11-19	.579	5	15	20	4.0	14	0	4	6	2	2	37	7.4
15	Garrison Brooks	5-5	119	23.8	13-28	.464	0-0	.000	7-10	.700	11	19	30	6.0	15	0	13	5	3	2	33	6.6
04	Robinson,Brandon	5-0	73	14.6	6-12	.500	6-9	.667	2-3	.667	2	3	5	1.0	8	0	7	2	2	5	20	4.0
00	Woods,Seventh	5-0	59	11.8	4-15	.267	0-2	.000	4-4	1.000	2	2	4	0.8	6	0	4	9	1	5	12	2.4
01	Black,Leaky	5-0	49	9.8	4-14	.286	0-0	.000	0-0	.000	2	7	9	1.8	6	0	6	5	2	3	8	1.6
22	Walker Miller	2-0	4	2.0	1-1	1.000	0-0	.000	1-2	.500	0	1	1	0.5	0	0	0	0	0	0	3	1.5
03	Platek,Andrew	4-0	14	3.5	2-3	.667	1-1	1.000	0-0	.000	0	0	0	0.0	4	0	0	0	0	1	5	1.3
42	Brandon Huffman	4-0	8	2.0	1-3	.333	0-0	.000	2-3	.667	1	1	2	0.5	0	0	0	1	0	0	4	1.0
30	K.J. Smith	2-0	3	1.5	0-0	.000	0-0	.000	0-0	.000	0	0	0	0.0	0	0	2	0	0	0	0	0.0
25	Caleb Ellis	2-0	2	1.0	0-0	.000	0-0	.000	0-0	.000	0	0	0	0.0	0	0	0	1	0	0	0	0.0
11	Shea Rush	2-0	2	1.0	0-0	.000	0-0	.000	0-0	.000	1	0	1	0.5	0	0	0	0	0	0	0	0.0
Team											9	8	17									
Total.....		5	1000		141-324	.435	41-112	.366	74-104	.712	73	145	218	43.6	99	1	98	74	18	34	397	79.4
Opponents.....		5	1000		130-305	.426	40-122	.328	70-107	.654	49	129	178	35.6	91	-	67	64	26	36	370	74.0

TEAM STATISTICS	NC	OPP	Date	Opponent	Score	Att.
SCORING	397	370	* 01/05/19	at Pitt	w 85-60	12508
Points per game	79.4	74.0	* 01/08/19	at NC State	w 90-82	19500
Scoring margin	+5.4	-	* 01/14/19	LOUISVILLE	L 62-83	21243
FIELD GOALS-ATT	141-324	130-305	* 01/15/19	NOTRE DAME	w 75-69	20475
Field goal pct	.435	.426	* 01/19/19	at Miami (FL)	w 85-76	7131
3 POINT FG-ATT	41-112	40-122	* = Conference game			
3-point FG pct	.366	.328				
3-pt FG made per game	8.2	8.0				
FREE THROWS-ATT	74-104	70-107				
Free throw pct	.712	.654				
F-Throws made per game	14.8	14.0				
REBOUNDS	218	178				
Rebounds per game	43.6	35.6				
Rebounding margin	+8.0	-				
ASSISTS	98	67				
Assists per game	19.6	13.4				
TURNOVERS	74	64				
Turnovers per game	14.8	12.8				
Turnover margin	-2.0	-				
Assist/turnover ratio	1.3	1.0				
STEALS	34	36				
Steals per game	6.8	7.2				
BLOCKS	18	26				
Blocks per game	3.6	5.2				
ATTENDANCE	41718	39139				
Home games-Avg/Game	2-20859	3-13046				
Neutral site-Avg/Game	-	0-0				

Score by Periods	1st	2nd	Totals
North Carolina	196	201	397
Opponents	181	189	370

2018-19 North Carolina Men's Basketball
North Carolina Combined Team Statistics (as of Jan 19, 2019)
Games won

Overall record: 14-0 Conf: 4-0 Home: 8-0 Away: 5-0 Neutral: 1-0

#	Player	gp-gs	min	avg	Total		3-Point		F-Throw		Rebounds				pf	dq	a	to	blk	stl	pts	avg
					fg-fga	fg%	3fg-fga	3fg%	ft-fa	ft%	off	def	tot	avg								
13	Cameron Johnson	14-14	383	27.4	82-157	.522	40-75	.533	34-41	.829	31	60	91	6.5	19	0	32	23	3	16	238	17.0
32	Luke Maye	14-14	399	28.5	73-159	.459	14-44	.318	52-64	.813	31	108	139	9.9	39	1	33	26	6	8	212	15.1
02	Coby White	13-13	318	24.5	60-140	.429	25-74	.338	40-50	.800	2	40	42	3.2	21	1	55	38	2	12	185	14.2
05	Nassir Little	14-0	269	19.2	60-106	.566	5-20	.250	28-39	.718	25	40	65	4.6	30	0	11	14	8	10	153	10.9
24	Kenny Williams	14-14	381	27.2	42-106	.396	16-60	.267	25-31	.806	13	36	49	3.5	23	0	58	25	3	13	125	8.9
15	Garrison Brooks	14-14	289	20.6	46-91	.505	0-0	.000	25-37	.676	34	47	81	5.8	36	0	19	14	11	8	117	8.4
21	Sterling Manley	9-0	118	13.1	21-36	.583	0-0	.000	9-16	.563	12	32	44	4.9	17	1	1	8	7	3	51	5.7
04	Brandon Robinson	13-0	152	11.7	19-35	.543	8-16	.500	7-10	.700	6	11	17	1.3	18	0	17	5	2	7	53	4.1
00	Seventh Woods	13-1	184	14.2	16-39	.410	3-5	.600	8-14	.571	3	16	19	1.5	16	0	38	25	4	17	43	3.3
01	Leaky Black	14-0	160	11.4	18-34	.529	3-6	.500	6-7	.857	5	27	32	2.3	19	0	19	11	4	11	45	3.2
30	K.J. Smith	10-0	20	2.0	6-9	.667	2-5	.400	3-3	1.000	0	1	1	0.1	1	0	3	1	1	0	17	1.7
03	Andrew Platek	13-0	54	4.2	7-13	.538	3-7	.429	1-2	.500	0	3	3	0.2	5	0	4	3	3	5	18	1.4
42	Brandon Huffman	12-0	27	2.3	6-10	.600	0-0	.000	1-1	1.000	6	6	12	1.0	3	0	0	0	1	1	13	1.1
22	Walker Miller	8-0	14	1.8	3-5	.600	0-0	.000	1-3	.333	0	4	4	0.5	0	0	1	0	0	0	7	0.9
25	Caleb Ellis	10-0	16	1.6	1-2	.500	0-0	.000	1-3	.333	0	0	0	0.0	0	0	1	1	2	2	3	0.3
11	Shea Rush	10-0	16	1.6	0-4	.000	0-1	.000	1-2	.500	2	3	5	0.5	2	0	1	3	0	1	1	0.1
Team											24	14	38				1					
Total.....		14	2800		460-946	.486	119-313	.380	242-323	.749	194	448	642	45.9	249	3	293	198	57	114	1281	91.5
Opponents.....		14	2800		341-876	.389	110-369	.298	187-269	.695	133	320	453	32.4	266	-	178	219	63	99	981	70.1

TEAM STATISTICS	NC	OPP	Date	Opponent	Score	Att.
SCORING	1281	981	11/06/18	at Wofford	w 78-67	3400
Points per game	91.5	70.1	11/09/18	at Elon	w 116-67	5245
Scoring margin	+21.4	-	11/12/18	STANFORD	w 90-72	19647
FIELD GOALS-ATT	460-946	341-876	11/16/18	TENNESSEE TECH	w 108-58	20816
Field goal pct	.486	.389	11/19/18	SAINT FRANCIS	w 101-76	20547
3 POINT FG-ATT	119-313	110-369	11/23/18	vs UCLA	w 94-78	6500
3-point FG pct	.380	.298	12/05/18	UNCW	w 97-69	20083
3-pt FG made per game	8.5	7.9	12/15/18	GONZAGA	w 103-90	21750
FREE THROWS-ATT	242-323	187-269	12/29/18	DAVIDSON	w 82-60	21486
Free throw pct	.749	.695	01/02/19	HARVARD	w 77-57	21329
F-Throws made per game	17.3	13.4	* 01/05/19	at Pitt	w 85-60	12508
REBOUNDS	642	453	* 01/08/19	at NC State	w 90-82	19500
Rebounds per game	45.9	32.4	* 01/15/19	NOTRE DAME	w 75-69	20475
Rebounding margin	+13.5	-	* 01/19/19	at Miami (FL)	w 85-76	7131
ASSISTS	293	178				
Assists per game	20.9	12.7				
TURNOVERS	198	219				
Turnovers per game	14.1	15.6				
Turnover margin	+1.5	-				
Assist/turnover ratio	1.5	0.8				
STEALS	114	99				
Steals per game	8.1	7.1				
BLOCKS	57	63				
Blocks per game	4.1	4.5				
ATTENDANCE	166133	54284				
Home games-Avg/Game	8-20767	5-9557				
Neutral site-Avg/Game	-	1-6500				

* = Conference game

Score by Periods	1st	2nd	Totals
North Carolina	630	651	1281
Opponents	476	505	981

2018-19 North Carolina Men's Basketball
North Carolina Combined Team Statistics (as of Jan 12, 2019)
Games lost

Overall record: 0-4 Conf: 0-1 Home: 0-1 Away: 0-1 Neutral: 0-2

#	Player	gp-gs	min	avg	Total		3-Point		F-Throw		Rebounds				pf	dq	a	to	blk	stl	pts	avg
					fg-fga	fg%	3fg-fga	3fg%	ft-fa	ft%	off	def	tot	avg								
02	Coby White	4-4	104	26.0	19-43	.442	8-19	.421	11-13	.846	2	7	9	2.3	11	0	11	11	0	1	57	14.3
13	Cameron Johnson	4-4	121	30.3	17-39	.436	4-18	.222	10-15	.667	2	10	12	3.0	6	0	6	9	1	7	48	12.0
32	Luke Maye	4-4	136	34.0	18-54	.333	6-20	.300	5-10	.500	11	30	41	10.3	12	0	5	4	3	3	47	11.8
24	Kenny Williams	4-4	114	28.5	13-29	.448	5-13	.385	5-7	.714	3	8	11	2.8	9	0	14	6	2	4	36	9.0
15	Garrison Brooks	4-4	75	18.8	12-18	.667	0-0	.000	7-10	.700	9	14	23	5.8	16	1	4	8	0	2	31	7.8
05	Nassir Little	4-0	70	17.5	8-29	.276	1-9	.111	8-11	.727	3	9	12	3.0	6	0	3	6	1	1	25	6.3
00	Seventh Woods	3-0	45	15.0	5-14	.357	0-2	.000	5-6	.833	1	2	3	1.0	6	0	6	3	0	2	15	5.0
04	Brandon Robinson	4-0	34	8.5	3-7	.429	3-6	.500	0-0	.000	0	4	4	1.0	6	0	2	3	1	2	9	2.3
42	Brandon Huffman	3-0	11	3.7	2-2	1.000	0-0	.000	2-3	.667	1	1	2	0.7	0	0	0	1	0	0	6	2.0
01	Leaky Black	4-0	46	11.5	3-10	.300	1-2	.500	0-0	.000	4	5	9	2.3	5	0	3	2	0	1	7	1.8
22	Walker Miller	3-0	2	0.7	1-1	1.000	0-0	.000	1-2	.500	0	0	0	0.0	0	0	0	0	0	0	3	1.0
21	Sterling Manley	3-0	22	7.3	1-4	.250	0-0	.000	0-0	.000	1	6	7	2.3	5	0	2	4	1	0	2	0.7
25	Caleb Ellis	3-0	2	0.7	1-2	.500	0-0	.000	0-0	.000	1	0	1	0.3	0	0	0	0	0	0	2	0.7
03	Andrew Platek	4-0	12	3.0	1-3	.333	0-0	.000	0-0	.000	2	0	2	0.5	2	0	0	2	0	0	2	0.5
11	Shea Rush	3-0	2	0.7	0-0	.000	0-0	.000	0-0	.000	0	0	0	0.0	0	0	0	0	0	0	0	0.0
30	K.J. Smith	3-0	4	1.3	0-2	.000	0-1	.000	0-0	.000	0	0	0	0.0	0	0	1	0	0	0	0	0.0
Team											6	6	12									
Total.....		4	800		104-257	.405	28-90	.311	54-77	.701	46	102	148	37.0	84	1	57	59	9	23	290	72.5
Opponents.....		4	800		118-232	.509	42-98	.429	61-100	.610	33	114	147	36.8	70	-	71	53	19	30	339	84.8

TEAM STATISTICS

	NC	OPP
SCORING	290	339
Points per game	72.5	84.8
Scoring margin	-12.2	-
FIELD GOALS-ATT	104-257	118-232
Field goal pct	.405	.509
3 POINT FG-ATT	28-90	42-98
3-point FG pct	.311	.429
3-pt FG made per game	7.0	10.5
FREE THROWS-ATT	54-77	61-100
Free throw pct	.701	.610
F-Throws made per game	13.5	15.3
REBOUNDS	148	147
Rebounds per game	37.0	36.8
Rebounding margin	+0.3	-
ASSISTS	57	71
Assists per game	14.3	17.8
TURNOVERS	59	53
Turnovers per game	14.8	13.3
Turnover margin	-1.5	-
Assist/turnover ratio	1.0	1.3
STEALS	23	30
Steals per game	5.8	7.5
BLOCKS	9	19
Blocks per game	2.3	4.8
ATTENDANCE	21243	35320
Home games-Avg/Game	1-21243	1-12707
Neutral site-Avg/Game	-	2-11306

Date	Opponent		Score	Att.
11/22/18	vs Univ. of Texas	L	89-92	7489
4 11/28/18	at Michigan	L	67-84	12707
4 12/22/18	vs Kentucky	L	72-80	15124
* 01/12/19	LOUISVILLE	L	62-83	21243

* = Conference game

Score by Periods	1st	2nd	Totals
North Carolina	142	148	290
Opponents	165	174	339

2018-19 North Carolina Men's Basketball
North Carolina Season/Career Statistics (as of Jan 19, 2019)
All games

SEASON STATISTICS

CAREER STATISTICS

SUMMARY	gp-gs	min/g	fg%	3fg%	ft%	r/g	a/g	stl	blk	pts/g	gp-gs	min/g	fg%	3fg%	ft%	r/g	a/g	stl	blk	pts/g
Cameron Johnson	18-18	28.0	.505	.473	.786	5.7	2.1	23	4	15.9	44-38	28.8	.460	.394	.817	5.1	2.2	41	9	13.8
Luke Maye	18-18	29.7	.427	.313	.770	10.0	2.1	11	9	14.4	123-56	19.5	.467	.388	.650	6.1	1.4	65	57	9.1
Coby White	17-17	24.8	.432	.355	.810	3.0	3.9	13	2	14.2	17-17	24.8	.432	.355	.810	3.0	3.9	13	2	14.2
Nassir Little	18-0	18.8	.504	.207	.720	4.3	0.8	11	9	9.9	18-0	18.8	.504	.207	.720	4.3	0.8	11	9	9.9
Kenny Williams	18-18	27.5	.407	.288	.789	3.3	4.0	17	5	8.9	111-76	21.5	.449	.351	.727	2.6	2.0	81	31	6.9
Garrison Brooks	18-18	20.2	.532	.000	.681	5.8	1.3	10	11	8.2	55-34	16.4	.530	.000	.627	4.2	0.8	21	22	5.7
Sterling Manley	12-0	11.7	.550	.000	.563	4.3	0.3	3	8	4.4	49-0	10.4	.562	.000	.670	3.8	0.3	5	32	5.2
Brandon Robinson	17-0	10.9	.524	.500	.700	1.2	1.1	9	3	3.6	89-0	8.6	.401	.360	.686	1.3	0.8	24	11	2.2
Seventh Woods	16-1	14.3	.396	.429	.650	1.4	2.8	19	4	3.6	76-1	8.9	.329	.227	.636	1.2	1.5	46	7	1.9
Leaky Black	18-0	11.4	.477	.500	.857	2.3	1.2	12	4	2.9	18-0	11.4	.477	.500	.857	2.3	1.2	12	4	2.9
K.J. Smith	13-0	1.8	.545	.333	1.000	0.1	0.3	0	1	1.3	13-0	1.8	.545	.333	1.000	0.1	0.3	0	1	1.3
Brandon Huffman	15-0	2.5	.667	.000	.750	0.9	0.0	1	1	1.3	44-0	3.1	.574	.000	.600	1.3	0.0	1	9	1.5
Andrew Platek	17-0	3.9	.500	.429	.500	0.3	0.2	5	3	1.2	52-0	6.3	.493	.382	.667	0.8	0.4	8	5	1.8
Walker Miller	11-0	1.5	.667	.000	.400	0.4	0.1	0	0	0.9	31-0	1.5	.462	.000	.500	0.4	0.2	0	2	0.5
Caleb Ellis	13-0	1.4	.500	.000	.333	0.1	0.1	2	2	0.4	13-0	1.4	.500	.000	.333	0.1	0.1	2	2	0.4
Shea Rush	13-0	1.4	.000	.000	.500	0.4	0.1	1	0	0.1	53-0	1.5	.233	.286	.500	0.3	0.1	7	4	0.4

SCORING	fg-fga	fg%	3fg-fga	3fg%	ft-fta	ft%	pts	pts/g	fg-fga	fg%	3fg-fga	3fg%	ft-fta	ft%	pts	pts/g
Cameron Johnson	99-196	.505	44-93	.473	44-56	.786	286	15.9	212-461	.460	91-231	.394	94-115	.817	609	13.8
Luke Maye	91-213	.427	20-64	.313	57-74	.770	259	14.4	435-932	.467	88-227	.388	158-243	.650	1116	9.1
Coby White	79-183	.432	33-93	.355	51-63	.810	242	14.2	79-183	.432	33-93	.355	51-63	.810	242	14.2
Nassir Little	68-135	.504	6-29	.207	36-50	.720	178	9.9	68-135	.504	6-29	.207	36-50	.720	178	9.9
Kenny Williams	55-135	.407	21-73	.288	30-38	.789	161	8.9	277-617	.449	121-345	.351	93-128	.727	768	6.9
Garrison Brooks	58-109	.532	0-0	.000	32-47	.681	148	8.2	123-232	.530	0-0	.000	69-110	.627	315	5.7
Sterling Manley	22-40	.550	0-0	.000	9-16	.563	53	4.4	95-169	.562	0-0	.000	63-94	.670	253	5.2
Brandon Robinson	22-42	.524	11-22	.500	7-10	.700	62	3.6	65-162	.401	27-75	.360	35-51	.686	192	2.2
Seventh Woods	21-53	.396	3-7	.429	13-20	.650	58	3.6	47-143	.329	5-22	.227	42-66	.636	141	1.9
Leaky Black	21-44	.477	4-8	.500	6-7	.857	52	2.9	21-44	.477	4-8	.500	6-7	.857	52	2.9
K.J. Smith	6-11	.545	2-6	.333	3-3	1.000	17	1.3	6-11	.545	2-6	.333	3-3	1.000	17	1.3
Brandon Huffman	8-12	.667	0-0	.000	3-4	.750	19	1.3	27-47	.574	0-0	.000	12-20	.600	66	1.5
Andrew Platek	8-16	.500	3-7	.429	1-2	.500	20	1.2	35-71	.493	13-34	.382	8-12	.667	91	1.8
Walker Miller	4-6	.667	0-0	.000	2-5	.400	10	0.9	6-13	.462	0-0	.000	3-6	.500	15	0.5
Caleb Ellis	2-4	.500	0-0	.000	1-3	.333	5	0.4	2-4	.500	0-0	.000	1-3	.333	5	0.4
Shea Rush	0-4	.000	0-1	.000	1-2	.500	1	0.1	7-30	.233	2-7	.286	7-14	.500	23	0.4

TOTALS	o-reb	d-reb	t-reb	pf	fo	ast	to	a/to	o-reb	d-reb	t-reb	pf	fo	ast	to	a/to
Cameron Johnson	33	70	103	25	0	38	32	1.2	77	148	225	70	0	98	59	1.7
Luke Maye	42	138	180	51	1	38	30	1.3	237	508	745	232	2	174	139	1.3
Coby White	4	47	51	32	1	66	49	1.3	4	47	51	32	1	66	49	1.3
Nassir Little	28	49	77	36	0	14	20	0.7	28	49	77	36	0	14	20	0.7
Kenny Williams	16	44	60	32	0	72	31	2.3	93	200	293	152	1	222	102	2.2
Garrison Brooks	43	61	104	52	1	23	22	1.0	104	128	232	120	1	43	55	0.8
Sterling Manley	13	38	51	22	1	3	12	0.3	62	122	184	66	1	14	44	0.3
Brandon Robinson	6	15	21	24	0	19	8	2.4	37	75	112	100	0	69	38	1.8
Seventh Woods	4	18	22	22	0	44	28	1.6	11	80	91	71	1	113	82	1.4
Leaky Black	9	32	41	24	0	22	13	1.7	9	32	41	24	0	22	13	1.7
K.J. Smith	0	1	1	1	0	4	1	4.0	0	1	1	1	0	4	1	4.0
Brandon Huffman	7	7	14	3	0	0	1	0.0	24	31	55	21	0	1	13	0.1
Andrew Platek	2	3	5	7	0	4	5	0.8	17	27	44	28	0	22	15	1.5
Walker Miller	0	4	4	0	0	1	0	0.0	1	10	11	3	0	5	1	5.0
Caleb Ellis	1	0	1	0	0	1	1	1.0	1	0	1	0	0	1	1	1.0
Shea Rush	2	3	5	2	0	1	3	0.3	5	10	15	12	0	3	11	0.3