



# VIRGINIA TECH

## 2023-24 MEN'S BASKETBALL



13 NCAA APPEARANCES / 14 NIT APPEARANCES (2 CHAMPIONSHIPS) /  
19 ALL-ACC SELECTIONS / 10 ALL-AMERICANS / 20 NBA DRAFT PICKS

GAME 14

### THE MATCHUP

#### VIRGINIA TECH HOKIES

9-4, 1-1 ACC

**Head Coach:** Mike Young (Emory & Henry, 1986)  
**Record at Virginia Tech:** 82-55 (5th Season)  
**Career Record:** 381-299 (22nd Season)  
**vs. Florida State:** 2-1

AT

#### FLORIDA STATE SEMINOLES

7-6, 1-1 ACC

**Head Coach:** Leonard Hamilton (UT-Martin, 1971)  
**Record at Florida State:** 411-276 (22nd Season)  
**Career Record:** 611-486 (36th Season)  
**vs. Virginia Tech:** 18-9

GAME 14 | VIRGINIA TECH at FLORIDA STATE - JAN. 6, 2024 | 4PM | ACCN | TALLAHASSEE, FLA. | DONALD L. TUCKER CENTER (11,500)

### BROADCAST INFORMATION

#### TV | ACCN

Jay Alter, PxP  
Josh Pastner, Analyst

#### RADIO | VT Sports Network

Zach Mackey, PxP  
Mike Burnop, Analyst

#### VIDEO STREAM

ESPN.com and ESPN app

#### LIVE STATS

stats.hokiesports.com



@HokiesMBB

@FSUHoops

### PROJECTED STARTERS

Virginia Tech	Ht.	Wt.	Yr.	Hometown	PPG	RPG	Other
G 3 Sean Pedulla	6-1	195	Jr.	Edmond, Okla.	12.3	3.8	Team-high 44 assists
G 0 Hunter Cattoor	6-3	200	Gr.	Orlando, Fla.	14.1	2.9	283 career 3FG (VT record)
G 23 Tyler Nickel	6-7	220	So.	Harrisonburg, Va.	8.2	2.1	18 3FG (2nd-most on team)
F 4 Mekhi Long	6-7	200	Gr.	Bryans Road, Md.	4.1	5.3	2nd on team with 69 rebounds
F 15 Lynn Kidd	6-10	235	Sr.	Gainesville, Fla.	16.3	7.7	4 dbl-dbls on the season



### KEY STORYLINES

#### THE SERIES

- Tech defeated Florida State, 82-60, last season for its first win against FSU in Blacksburg since Feb. 20, 2016 (83-73).
- The Seminoles lead the all-time series, 36-24, despite the Hokies winning back-to-back games in the series for the first time since the 2015-16 season.
- The first game of the series was played on Dec. 14, 1968 in Blacksburg - a 77-74 win for the Hokies.
- Tech will be seeking its second straight win over FSU in Tallahassee after riding the hot hand of Hunter Cattoor to a 85-72 victory on Jan. 29, 2022.
- VT has not had back-to-

back wins in Tallahassee since 1985-86.

- The Hokies are 6-20 all-time against the Seminoles in Tallahassee.
- Mike Young is 2-1 vs. FSU. The two sides did not meet during the 2020-21 season.

#### SUNSHINE STATE SHOOTER

- Orlando native Hunter Cattoor returns to the Sunshine State for his fourth game in Florida this season and for the ninth time in his career.
- Cattoor has played four times at Miami, three times in Orlando (ESPN Events Invitational this season) and once in Tallahassee prior to Saturday.

- Last time at FSU, Cattoor went 9 for 11 from 3-point range to propel the Hokies to the road win. His nine threes tied Tech's single-game 3-point record with Justin Robinson, who also hit nine on Jan. 26, 2019 vs. Syracuse.
- Below is a breakdown of Cattoor's averages for games played in Florida during his college career.

Stat	Avg.
FG%	48.7% (37-76)
3FG%	47.5% (28-59)
PPG	15.6

- Against Boise State in Orlando, Cattoor broke the Virginia Tech career 3-point record.

### 2023-24 SCHEDULE

#### RECORD

9-4

#### ACC

1-1

#### NON-CONFERENCE

8-3

#### HOME

7-0

#### AWAY

0-2

#### NEUTRAL

2-2

Date	Opponent	TV	Time/Result
11/6	Coppin State	ACCNX	W, 100-55
11/10	South Carolina <sup>1</sup>	ACCN	L, 77-79
11/15	Campbell	ACCNX	W, 60-44
11/19	Wofford	ACCNX	W, 98-76
11/23	Boise State <sup>2</sup>	ESPNU	W, 82-75
11/24	Iowa State <sup>2</sup>	ESPN2	W, 71-62
11/26	Florida Atlantic <sup>2</sup>	ESPN	L, 50-84
11/29	at Auburn <sup>3</sup>	ESPN2	L, 57-74

12/3	Louisville <sup>*</sup>	ACCN	W, 75-68
12/9	Valparaiso	CW	W, 71-50
12/16	Vermont	ACCN	W, 73-51
12/21	American	ACCNX	W, 77-55
12/30	at Wake Forest <sup>*</sup>	ESPN2	L, 63-86

1/6	at Florida State <sup>*</sup>	ACCN	4 PM
1/10	Clemson <sup>*</sup>	ESPN2	7 PM
1/13	Miami <sup>*</sup>	ACCN	7 PM
1/17	at Virginia <sup>*</sup>	ESPNU	7 PM
1/20	at NC State <sup>*</sup>	CW	12 PM
1/23	Boston College <sup>*</sup>	ACCN	9 PM
1/27	Georgia Tech <sup>*</sup>	ACCN	5 PM
1/29	Duke <sup>*</sup>	ESPN	7 PM

2/3	at Miami <sup>*</sup>	-	12 PM
2/10	at Notre Dame <sup>*</sup>	CW	5:30 PM
2/13	Florida State <sup>*</sup>	-	9 PM
2/17	at North Carolina <sup>*</sup>	ACCN	2 PM
2/19	Virginia <sup>*</sup>	ESPN	7 PM
2/24	at Pitt <sup>*</sup>	CW	5:30 PM
2/27	at Syracuse <sup>*</sup>	-	7 PM

3/2	Wake Forest <sup>*</sup>	CW	5:30 PM
3/5	at Louisville <sup>*</sup>	-	7 PM
3/9	Notre Dame <sup>*</sup>	ESPNEWS	2 PM
3/12-16	ACC Tournament <sup>4</sup>	ESPN	-

All Times Eastern

\* - ACC Game

1 - Hall of Fame Series Charlotte (Charlotte, N.C.)

2 - ESPN Events Invitational (Orlando, Fla.)

3 - ACC/SEC Challenge (Auburn, Ala.)

4 - New York Life ACC Tournament (Washington, D.C.)



### CONTACT INFO

**Brian Cox** | Phone: (540) 250-0624  
Email: bcox90@vt.edu  
Associate AD, Creative Communications

**Will Copeland** | Phone: (757) 814-0930  
Email: cwil199@vt.edu  
Associate Director, Creative Communications

## QUICK FACTS

### THE BASICS

University Name: Virginia Tech  
 Location: Blacksburg, Va.  
 Founded: 1872  
 Enrollment: 37,000  
 President: Dr. Tim Sands  
 Director of Athletics: Whit Babcock  
 Nickname: Hokies  
 Mascot: Hokie Bird  
 Colors: Chicago Maroon and Burnt Orange  
 Affiliation: NCAA Division I  
 Conference: Atlantic Coast (18th Season)

### FACILITY FACTS

CASSELL COLISEUM  
 Capacity: 8,925  
 Record in Arena: 655-212 (.755)  
 First Game: VT vs. Alabama (Jan. 3, 1962)  
 Largest Crowd: 11,500 (vs. Purdue, Dec. 3, 1966)

### TEAM INFORMATION

2022-23 Record: 19-15  
 Home/Away/Neutral: 13-4/2-10/4-1  
 Conference Record: 8-12  
 Home/Away: 6-4/2-8  
 Conference Finish: 11th  
 Conference Tournament: Second Round  
 Starters Returning/Lost: 2/3  
 Letterwinners Returning/Lost: 5/3  
 Newcomers: 7

Total seasons: 116  
 First season: 1908-09  
 All-Time Record: 1,546-1,276  
 All-Time ACC Record: 147-182  
 All-Time ACC Tournament Record: 15-18  
 ACC Championship Game Appearances (Titles): 1 (1 - 2022)  
 NCAA Tournament Appearances (Last): 13 (2022)  
 All-Time NCAA Record: 8-13



## MEDIA INFORMATION

### CREDENTIALS

Outlets interested in obtaining credentials to cover Virginia Tech basketball home games must apply for credentials via: [media.hokiesports.com/credentials](http://media.hokiesports.com/credentials).

You may also email: [bcox90@vt.edu](mailto:bcox90@vt.edu).

All credentials for Virginia Tech home games this season will be issued on a single-game basis, and media seating is extremely limited.

### INTERVIEW POLICY

During ACC play, Mike Young conducts weekly media press conferences, via Zoom. To request the Zoom link for a particular week, please email Brian Cox ([bcox90@vt.edu](mailto:bcox90@vt.edu)).

**Gamedays:** Coach Mike Young and select players will be available to the media following a 10-minute cooling off period after the game. For home games, interviews of Coach Young and players will be conducted in-person in the Cassell Coliseum media center.

**Non-Gamedays:** All coach and player interview requests need to be arranged through the Virginia Tech Creative Communications Office - contact Brian Cox (c. 540-250-0624; e. [bcox90@vt.edu](mailto:bcox90@vt.edu)). Players and coaches should not be contacted directly under any circumstances.



## 2023-24 VIRGINIA TECH NUMERICAL ROSTER

No.	Name	Cl.	Pos.	Ht.	Wt.	Hometown	Previous School
0	Hunter Cattoor	Gr.	G	6-3	200	Orlando, Fla.	Bishop Moore
2	MJ Collins	So.	G	6-4	195	Clover, S.C.	Combine Academy
3	Sean Pedulla	Jr.	G	6-1	195	Edmond, Okla.	Edmond Memorial
4	Mekhi Long	Gr.	F	6-7	200	Bryans Road, Md.	Old Dominion
5	Patrick Wessler	r-Fr.	C	7-0	255	Matthews, N.C.	Combine Academy
10	Brandon Rechsteiner	Fr.	G	6-1	185	Acworth, Ga.	Etowah
11	John Camden	r-So.	F	6-8	220	Downingtown, Pa.	Memphis
13	Jaydon Young	Fr.	G	6-4	205	Goldensboro, N.C.	Greensboro Day School
15	Lynn Kidd	Sr.	C	6-10	235	Gainesville, Fla.	Clemson
23	Tyler Nickel	So.	G/F	6-7	220	Harrisonburg, Va.	North Carolina
31	Robbie Beran	Gr.	F	6-9	215	Richmond, Va.	Northwestern
33	Michael Ward	So.	G	6-2	175	Bethesda, Md.	Walt Whitman
34	Mylyjael Poteat	Sr.	F	6-9	265	Reidsville, N.C.	Rice
55	Conner Venable	Fr.	G	6-3	190	Washington, D.C.	The Heights School

## COACHING & SUPPORT STAFF

**Head Coach:** Mike Young (Emory & Henry, 1986)  
**Record at VT:** 82-55 (5th Year)  
**Overall Record:** 381-299 (22nd Year)  
**Assistant Coach:** J.D. Byers (1st Year)  
**Assistant Coach:** Kevin Giltner (5th Year)  
**Assistant Coach:** Christian Webster (8th Year)  
**Chief of Staff:** Stephanie Ballein (5th Year)  
**Special Assistant for Recruiting:** Matt Olinger (5th Year)  
**Director of Player Personnel:** Ryan Nadeau (6th Year)  
**Special Assistant to the Head Coach:** Ace Custis (5th Year)  
**Strength & Conditioning:** David Jackson (16th Year)  
**Athletic Trainer:** Hisham Ziyout (5th Year)

## PRONUNCIATION GUIDE

Hunter Cattoor	cuh-TOUR
Sean Pedulla	puh-DOOL-uh
Patrick Wessler	WES-lerr
Brandon Rechsteiner	WRECK-stein-er
Robbie Beran	BARE-in
Mylyjael Poteat	Muh-LIE-juhl POH-teet

## ROSTER BY CLASS

Freshmen (4)	Sophomores (4)	Juniors (1)	Seniors (5)
Brandon Rechsteiner	John Camden*	Sean Pedulla	Robbie Beran^
Jaydon Young	MJ Collins		Hunter Cattoor^
Conner Venable	Tyler Nickel		Lynn Kidd
Patrick Wessler*	Michael Ward		Mekhi Long^
			Mylyjael Poteat

\* = Redshirt  
 ^ = Graduate Student

## SOCIAL



## BY THE NUMBERS

# 20

**Hunter Cattoor (27)** and **Sean Pedulla (20)** both went over the **20-point mark** at FSU on Jan. 29, 2022. They combined to shoot 15-18 (83.3%) from beyond the arc in the 85-72 win.

# 18

Tech knocked down **18 treys** against the Seminoles the last time it played in Tallahassee – setting a **program single-game record** vs. an ACC foe. VT finished **18-25 (72%)** for the game.

# 9

**Hunter Cattoor** set the program's all-time **career 3-pointers made** record vs. Boise State. He did so in **nine fewer games** than A.D. Vassallo. The Orlando native has **283** 3-pointers and counting.

## NOTEWORTHY

### ONE OF ONE

- Against American, Lynn Kidd became the only DI men's basketball player this season to produce a stat line of at least 31 points, at least 14 field goals made and at least 11 rebounds versus a DI opponent.
- Only two other players – Keyshawn Hall (George Mason) and Hunter Dickinson (Kansas) – have achieved that stat line this season. However, their production came against Bridgewater College (DIII) and Chaminade (DII), respectively.

### SEANNY P VS. THE NOLES

- Tech junior point guard Sean Pedulla has found success against Florida State in his two games against the Seminoles.
- The Edmond, Okla., native has scored at least 20 points in each of the two games (both wins), while shooting a blistering 80% from long range.

Stat	Avg.
FG%	65.2% (15-23)
3FG%	80.0% (12-15)
PPG	22.5

### DOUBLE-DOUBLE KINGS

- Lynn Kidd registered his fourth double-double of the season, totaling 31 points and 11 rebounds in a 77-55 win over American.
- The senior is tied for fourth among ACC players in double-doubles recorded this season.

Rank	Player (School)	Dbl-Dbls
1	Norchad Omier (Miami)	6
	Armando Bacot (UNC)	6
3	Quinten Post (BC)	5
<b>4</b>	<b>Lynn Kidd (VT)</b>	<b>4</b>
	Kyle Filipowski (Duke)	4

### FUN TO PLAY WITH

- Tech freshman point guard Brandon Rechsteiner dished out 11 assists against American, becoming the first Hokie with an 11-assist game since Justyn Mutts on Feb. 12, 2022 vs. Syracuse.
- He's Tech's first true freshman to rack up that many assists in a single game since Devin Wilson on Nov. 26, 2013.
- Rechsteiner is one of five freshmen in the country to post at least 11 assists in a single game this season.

Player	School	Asts
Brock Harding	Iowa	12
<b>Brandon Rechsteiner</b>	<b>Virginia Tech</b>	<b>11</b>

Bailey Nunn	Sacramento St.	11
K'Jei Parker	Florida A&M	11
Reed Sheppard	Kentucky	11

### DIALING IT UP FROM DEEP

- Tech hit 10 3-pointers against Vermont on Dec. 16, marking the fifth time this season it has reached double-digit threes.
- The Hokies are 5-0 this season when knocking down at least 10 triples in a game.

Opponent	3FG/A	Score
Coppin State	13/31	W, 100-55
Wofford	10/20	W, 98-76
Iowa State	11/28	W, 71-62
Valparaiso	10/27	W, 71-50
Vermont	10/29	W, 73-51

- Under Mike Young, Tech is 40-8 when hitting double-digit threes in a game. Five of those losses came in Young's first season at the helm.

### 'TIS THE SEASON FOR CHARITY

- Perhaps one of the most impressive stats 13 games into the season for the Hokies is their ability to get to the free-throw line and convert on those opportunities.
- Tech ranks third in the ACC and seventh nationally in free-throw percentage (78.9%) and third in the ACC in free throws made per game (17.6).

Rank	Team	FT%
1	Stetson	82.9 (165-199)
2	Villanova	81.6 (217-266)
3	Miami (Fla.)	80.2 (178-222)
	Wake Forest	80.2 (206-257)
5	Princeton	79.2 (145-183)
6	Columbia	79.1 (185-234)
<b>7</b>	<b>Virginia Tech</b>	<b>78.9 (221-280)</b>

- North Carolina and Louisville are the only two ACC teams who convert more from the line than Tech per game.

ACC Rank	Team	FTM/G
1	North Carolina	20.2
2	Louisville	18.2
<b>3</b>	<b>Virginia Tech</b>	<b>17.0</b>

- Tech is 5-1 on the season when it connects on 20-plus free throws in a game – the lone loss coming at Auburn.

### NOT KIDDING AROUND

- Lynn Kidd is one of the breakout stories in the ACC early on. From a player who only saw action in seven games his freshman

season at Clemson\*, to averaging 16.3 points and 7.7 rebounds per game as a senior at Virginia Tech, Mike Young and his staff have developed a force to be reckoned with down low.

Season	PPG	RPG	MPG	FG%
2020-21*	1.1	1.0	4.7	.333
2021-22	0.7	1.1	2.5	.375
2022-23	5.0	3.4	12.7	.664
2023-24	16.3	7.7	25.0	.678

- Entering this weekend, here's where Kidd ranks among ACC players in a few statistical categories.

Stat	Avg./%	Rank
Scoring	16.3	10th
Rebounding	7.7	8th
FG%	.678	1st

- Prior to this season, Kidd had never recorded a double-double. He produced two in his first three games.
- Kidd became the first Tech men's basketball player under Mike Young to record at least 15 rebounds; the last VT player to do it was Kerry Blackshear Jr., who had 16 against Duke in the Sweet Sixteen game in Washington, D.C., on March 29, 2019.

### HISTORY MADE IN HIS HOMETOWN

- Hunter Cattoor surpassed A.D. Vassallo for the most 3-pointers made in a career in program history against Boise State on Nov. 23. The record came in Cattoor's hometown of Orlando and was achieved in nine fewer games than Vassallo.

Seasons	Name	GP	3FG
<b>2019-pr.</b>	<b>Hunter Cattoor</b>	<b>132</b>	<b>283</b>
2005-09	A.D. Vassallo	133	267
2007-11	Malcolm Delaney	136	264
1986-89	Wally Lancaster	82	257
2014-18	Justin Bibbs	128	254

### HUNT IN HIS BAG OFF THE COURT, TOO

- This past June, Hunter Cattoor and longtime girlfriend Chloe Brooks got engaged.
- His IG caption read: "Added another ring to our collection." Cattoor won the 2022 ACC title, while Brooks, a guard for VT women's basketball, won the 2023 ACC championship en route to the program's first-ever Final Four.
- Chloe Brooks is the second of Tech women's basketball head coach Kenny Brooks' three daughters.

## YOUNG MOVING UP THE RANKS

- Mike Young is in his fifth season in Blacksburg and ranks eighth in all-time wins at VT.

Name	Seasons	Record
Charles Moir	11 (1976-87)	213-119 (.642)
Seth Greenberg	9 (2003-12)	170-123 (.580)
Chuck Noe	7 (1955-62)	109-51 (.681)
Howie Shannon	7 (1964-71)	104-68 (.605)
Bill Foster	6 (1991-97)	101-78 (.564)
Buzz Williams	5 (2014-19)	100-69 (.592)
Don DeVoe	5 (1971-76)	88-45 (.662)
<b>Mike Young</b>	<b>5 (2019-pr.)</b>	<b>82-55 (.599)</b>

## NON-CON NO JOKE

- According to the KenPom rankings, Tech played the second-toughest nonconference schedule since the service began keeping the metric.
- The Hokies have faced three opponents so far in the top 25 of the NET: Iowa State (5), Florida Atlantic (6) and Auburn (21).

Season	Nonconference Schedule Ranking
2006-07	135
<b>2023-24</b>	<b>141</b>
2007-08	150
2011-12	152
2010-11	158
2021-22	174

## DULLA AMONG MOST IMPROVED IN ACC

- Sean Pedulla reached double-figure scoring in each of his first 18 games of the 2022-23 season. Pedulla was the first Hokie to do that since Erick Green scored double figures in all 32 games of the 2012-13 season.
- Below is a chart of ACC players with the highest increased point production from last season.

Player	School	21-22	22-23	Change
Miles Kelly	Georgia Tech	4.5	14.4	+9.9
<b>Sean Pedulla</b>	<b>Virginia Tech</b>	<b>5.4</b>	<b>15.0</b>	<b>+9.6</b>
El Ellis	Louisville	8.7	17.7	+9.0
Tyree Appleby	Wake Forest	10.9	18.8	+7.9

- Pedulla checked in at No. 96 in The Almanac's Top 100 players entering the 2023-24 season.

## SEVEN STRAIGHT TRIPS TO THE POSTSEASON

- With the Hokies' selection into the 2023 NIT, they have now been selected for a postseason tournament in seven consecutive seasons.

Year	Postseason Tournament	Head Coach
2023	NIT	Mike Young
2022	NCAA	Mike Young
2021	NCAA	Mike Young
2019	NCAA	Buzz Williams
2018	NCAA	Buzz Williams
2017	NCAA	Buzz Williams
2016	NIT	Buzz Williams

- A pretty remarkable turnaround for a program that prior to 2017 had only gone to the NCAA Tournament once (2007) in 20 years. Tech has been to the Big Dance a total of 13 times in program history and 14 times to the NIT.

## SHENANDOAH VALLEY STAND UP!

- Tyler Nickel hails from Harrisonburg, Va., in the Shenandoah Valley, the home region of two other Commonwealth basketball greats in Dell Curry and Ralph Sampson. Curry went on to play at Virginia Tech, finishing as the program's No. 2 all-time leading scorer with 2,385 career points and was drafted by the Utah Jazz in 1986. Sampson was a three-time national player of the year at Virginia, before being drafted as the No. 1 overall pick in the 1983 NBA Draft.
- However, it is Nickel who is the Virginia High School League's all-time leading scorer with 2,909 career points, passing the likes of Mac McClung, J.J. Redick, Moses Malone, Alonzo Mourning, Grant Hill and Allen Iverson on the way to the top.



## ACC ACTIVE CAREER 3FG LEADERS

	NAME (SCHOOL)	3FG	GP
1.	Joe Girard III (Clemson)	339	138
2.	Darin Green, Jr. (Florida State)	334	127
3.	DJ Horne (NC State)	290	133
4.	<b>Hunter Cattoor (Virginia Tech)</b>	<b>283</b>	<b>132</b>
5.	Nijel Pack (Miami)	263	99
6.	Blake Hinson (Pitt)	236	110
7.	Cormac Ryan (North Carolina)	230	128
8.	RJ Davis (North Carolina)	199	114
9.	Damari Monsanto (Wake Forest)	173	69
10.	Josh Nickelberry (Florida State)	159	100

## ACC ACTIVE CAREER 3FG% LEADERS

	NAME (SCHOOL)	3FG-3FGA	3FG%
1.	Alex Hemenway (Clemson)	124-289	42.9
2.	Isaac McKneely (Virginia)	85-200	42.5
3.	Nijel Pack (Miami)	263-627	41.9
4.	<b>Hunter Cattoor (Virginia Tech)</b>	<b>283-684</b>	<b>41.4</b>
5.	Bensley Joseph (Miami)	68-170	40.0
6.	Jaeden Zackery (Boston College)	91-232	39.2
7.	Wooga Poplar (Miami)	75-192	39.1
	Jake Heidbreder (Clemson)	119-304	39.1
9.	Damari Monsanto (Wake Forest)	173-448	38.6
	DJ Horne (NC State)	290-751	38.6

## VT CAREER GAMES PLAYED

	NAME (YEARS)	GP
1.	Malcolm Delaney (2007-11)	136
2.	Dorenzo Hudson (2007-12)	135
3.	Ahmed Hill (2014-19)	134
	Jeff Allen (2007-11)	134
5.	Terrell Bell (2007-11)	133
	A.D. Vassallo (2005-09)	133
7.	<b>Hunter Cattoor (2019-pr.)</b>	<b>132</b>
8.	Devin Wilson (2013-18)	129
	Erick Green (2009-13)	129
10.	Justin Bibbs (2014-18)	128
	Bobby Beecher (1982-86)	128

## VT CAREER 3FG%

	NAME (YEARS)	3FG-3FGA	3FG%
1.	Ty Outlaw (2015-19)	136-291	46.7
2.	Justin Bibbs (2014-18)	254-599	42.4
3.	<b>Hunter Cattoor (2019-pr.)</b>	<b>283-684</b>	<b>41.4</b>
4.	Eddie Lucas (1997-99)	121-294	41.2
5.	Jalen Cone (2019-21)	101-246	41.1

## TEAM COMPARISON

VT	Stat	FSU
73.4	Points Per Game	76.6
66.1	Opponents Points Per Game	73.5
+7.3	Scoring Margin	+3.1
34.5	Rebounds Per Game	36.7
+3.4	Rebounding Margin	-0.6
.450	FG Percentage	.435
.424	FG Percentage Defense	.427
.335	3FG Percentage	.337
.321	3FG Percentage Defense	.329
7.3	3FG Made Per Game	7.2
.789	FT Percentage	.682
15.6	Assists Per Game	13.2
11.6	Turnovers Per Game	12.5

## DANCIN' IN BACK-TO-BACK SEASONS

- In previous seasons in Virginia Tech history, the fastest head coach to make the NCAA Tournament was in Year Three. Those Hokies were Howie Shannon, Charlie Moir and Buzz Williams.
- Therefore, with Mike Young doing so in Year Two, he became the fastest Tech coach to make The Dance.
- The Hokies have also never had a head coach lead them to the NCAA Tournament in two of their first three seasons.
- Mike Young becomes just the third head coach in program history to register multiple trips to the NCAA Tournament, joining Charlie Moir and Buzz Williams.
- Here's a rundown of the head coaches who have guided Tech to the NCAA Tournament.

Head Coach	NCAAT Years	# of App.
Charlie Moir	1979, 1980, 1985, 1986	4
Buzz Williams	2017, 2018, 2019	3
<b>Mike Young</b>	<b>2021, 2022</b>	<b>2</b>
Don DeVoe	1976	1
Bill Foster	1996	1
Seth Greenberg	2007	1
Howie Shannon	1967	1

## ONE BIG FAMILY

- The camaraderie between the VT men's and women's basketball teams as described by Hunter Cattoor:
- "I'd say it's like a whole big family there. We play and practice in the same facility, so we see them every day, whether that's working out on our own time or during lift and practice. We see them all around. We're saying hey to them. I know Coach Brooks is doing a great job over there with that team. But I look at them as family. ... I think it's great for both programs to be together and support each other and want each other to do well."

## 50 SPOT

- Tech shot over 50% in a game five times during the 2020-21 season - going 5-0.
- Since Young got to Blacksburg, the Hokies are 37-5 in contests shooting 50% or greater - only losses: vs. BYU (11/27/19), vs.

Miami (1/26/22), at College of Charleston (11/20/22), at Miami (1/31/23), vs. South Carolina (11/10/23).

- Since the 2010-11 season, Tech is 108-16 when shooting 50% or better.

## COACH HUNT


- Mike Young had never let a player install a play before in his 38 years of coaching. He'd never had a player like Hunter Cattoor before, though.
- "He wants to be a coach," Young said on Oct. 3. "I had him install [a play] yesterday. I don't think I've ever done that in 38 years as a coach.
- "He commands a great deal of admiration and respect for what he's done here. [It] permeates throughout the program. I think he has embraced that and has done quite a good job thus far, and it'll be very important for this bunch."
- With defense being a point of emphasis for the entire Tech team heading into the season, Cattoor's tutelage will be crucial — and the teaching role is one he hopes to continue into the future. H/T Jack Brizendine

## FOCUSED ON TEAM SUCCESS

- As Cattoor wraps up his career in Blacksburg this season, his focus will be on getting the team back to the top of the ACC — and he knows everyone's personal goals will come to fruition in the process.
- "At the end of the day, you want to go out on a high note. You want to compete for another ACC championship. You want to make it to the big dance and make a run," he said.
- "I think that's just the main thing to worry about — team success — and the individual success will come along." H/T Jack Brizendine

## BYERS BOUGHT IN ON DEFENSIVE END

- J.D. Byers was hired as an assistant coach in April, bringing 13 years of experience at the Division I level with him to Blacksburg. He worked three stints with current Penn State head coach Mike Rhoades, most recently at VCU from 2017 to 2023.
- According to KenPom, VCU ranked 15th in adjusted defensive efficiency last season. Its three rankings the previous four seasons: seventh, 14th, 45th and seventh. Tech has only posted a top-40 defense five times since joining the ACC in 2004, the last time being 2019-20 under Buzz Williams (No. 20). H/T David Cunningham
- Though he wasn't necessarily the main reason why the Rams were so stingy on defense, Byers brought those lessons to Blacksburg. He watched Tech's games from last season through a unique lens since he wasn't involved, and the players said his feedback in specific areas has really helped.



The 2023-24 season marks the 22nd for Mike Young as a head coach.

## SPECIALTY STAT TRACKER

Opponent	Off TOs	Paint	2nd Chance	FB	Bench
Coppin State	30	36	8	10	50
South Carolina	11	36	7	6	17
Campbell	12	30	11	6	9
Wofford	23	44	18	19	33
Boise State	27	32	2	19	22
Iowa State	7	16	10	5	15
Florida Atlantic	11	32	6	2	17
at Auburn	5	14	14	3	29
Louisville	17	36	10	5	31
Valparaiso	17	22	11	4	15
Vermont	17	24	8	7	24
American	15	48	6	4	28
at Wake Forest	7	30	0	5	25
at Florida State					
Clemson					
Miami					
at Virginia					
at NC State					
Boston College					
Georgia Tech					
Duke					
at Miami					
at Notre Dame					
Florida State					
at North Carolina					
Virginia					
at Pitt					
at Syracuse					
Wake Forest					
at Louisville					
Notre Dame					
<b>Total +/-</b>	<b>+37</b>	<b>+16</b>	<b>-26</b>	<b>+22</b>	<b>+58</b>
<b>Season Highs</b>	<b>30</b>	<b>48</b>	<b>18</b>	<b>19</b>	<b>50</b>

## FAST BREAK

Tech has registered **two** wins over **top five** programs under head coach Mike Young - most recently an 81-73 win over No. 3 Villanova on Nov. 28, 2020.

## SCHOOL RECORDS

### INDIVIDUAL

Games Played (Season)	36, by 5 players
Games Started (Season)	36, by 5 players
Games Played (Career)	136, Malcolm Delaney (2007-11)
Games Started (Career)	126, Dell Curry (1982-86); Bobby Beecher (1982-86)
Consecutive Starts	123, Ace Custis (1993-97)
Minutes Played (Game)	55, by 3 players
Minutes Played (Season)	1,300, Malcolm Delaney (2010-11), 34 games
Minutes Played (Highest Season Average)	38.6, Jay Purcell (1991-92), 28 games
Minutes Played (Career)	4,688, Malcolm Delaney (2007-11)
Minutes Played (Highest Career Average)	35.1, Dale Solomon, 1978-82
Points (Overall Game)	52, Allan Bristow vs. George Washington (2-21-73)
Points (ACC Game)	37, Malcolm Delaney vs. Clemson (1-29-09)
Points (ACC Tournament Game)	32, Jalen Hudson vs. Wake Forest (3-10-15)
Points (NCAA Tournament)	29, Glen Combs vs. Indiana (3-17-67)
Points (NIT)	33, A.D. Vasallo vs. Duquesne (3-18-09)
Points (Season)	801, Erick Green (2012-13), 32 games
Points (ACC Season)	469, Erick Green (2012-13), 18 games
Points (Season Average)	26.6, Bimbo Coles (1988-89), 27 games
Points (Double-Figure Games, Season)	34, Dell Curry (1983-84), 35 games
Points (Career)	2,484, Bimbo Coles (1986-90)
Points (Career Average)	23.1, Allan Bristow (1970-73)
Points (Double-Figure Games, Career)	115, Dell Curry (1982-86)
Field Goals Made (Game)	22, Allan Bristow vs. George Washington (2-21-73)
3-Pointers Made (Game)	9, Hunter Cattoor at Florida State (1-29-22); Justin Robinson vs. Syracuse (1-26-19)
Field Goals Made (Season)	305, Dell Curry (1985-86), 30 games
3-Pointers Made (Season)	106, Wally Lancaster (1987-88), 29 games
Field Goals Made (Career)	1,021, Dell Curry (1982-86)
3-Pointers Made (Career)	<b>283, Hunter Cattoor (2019-pr.)</b>
Free Throws Made (Game)	20, by 3 players
Free Throws Made (Season)	230, Malcolm Delaney (2009-10), 33 games
Free Throws Made (Career)	721, Malcolm Delaney (2007-11)
Rebounds (Game)	36, Chris Smith vs. Washington & Lee (1-9-59)
Rebounds (Season)	495, Chris Smith (1959-60), 26 games
Rebounds (Career)	1,508, Chris Smith (1957-61)
Assists (Game)	12, by 3 players
Assists (Season)	192, Dave Sensibaugh (1975-76), 28 games
Assists (Career)	547, Bimbo Coles (1986-90)
Steals (Game)	8, by 3 players
Steals (Season)	94, Jamon Gordon (2006-07), 34 games
Steals (Career)	295, Dell Curry (1982-86)
Blocks (Game)	9, Roy Brow vs. James Madison (12-6-86); vs. Baptist College (12-12-87)
Blocks (Season)	100, Roy Brow (1987-88), 28 games
Blocks (Career)	251, Roy Brow (1984-88)
<b>TEAM</b>	
Points (Game)	141, vs. Southern Miss (2-6-88)
Points (Season)	2,646, 1987-88, 29 games
Field Goals Made (Game)	52, vs. VMI (2-20-59)
Field Goals Made (Season)	1,058, 1983-84, 35 games
FG Percentage (Game)	.722 (39-54), vs. Syracuse (1-28-76)
FG Percentage (Season)	.517 (1,030-1,993), 1981-82
3-Pointers Made (Game)	21, vs. Delaware State (11-20-19)
3-Pointers Made (Season)	327, 2018-19, 35 games
3FG Percentage (Game)	.720 (18-25), at Florida State (1-29-22)
3FG Percentage (Season)	.403 (290-720), 2016-17
Rebounds (Game)	83, vs. VMI (2-19-61)
Assists (Game)	36, vs. The Citadel (11-12-17)
Steals (Game)	21, at Clemson (2-8-06)
Blocks (Game)	15 (2x), last vs. VMI (12-9-09)

## 2023-24 HONORS WATCH



### Sean Pedulla

*The Almanac Top 100*

- Ranked No. 96

### Hunter Cattoor

*ESPN Events Invitational*

- All-Tournament team

### Lynn Kidd

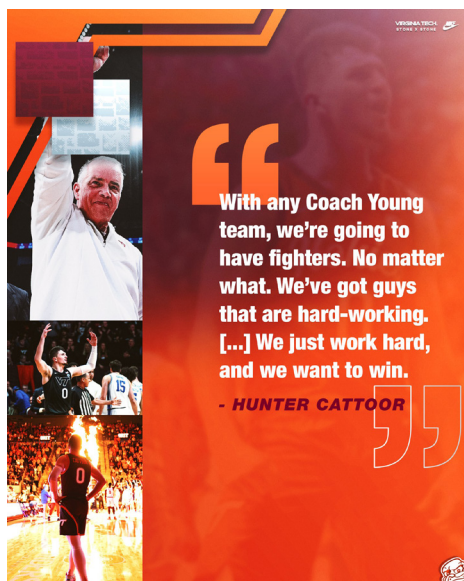
*ACC Co-Player of the Week*

- Dec. 26, 2023



## BLUE COLLAR MENTALITY

- Fifth-year guard Hunter Cattoor talks about the work ethic and mentality a Coach Young team possesses.



## EMBRACING ALL ASPECTS OF LIFE

- Robbie Beran has a deep connection with animals. He's pursuing a master's degree in applied animal behavior and welfare at Virginia Tech. Under his roof, Beran has his two dogs – Smokey (chihuahua) and Stella (a Labrador retriever/mutt mix) – then his girlfriend's dog, Ivy (golden retriever).
- The COVID-19 pandemic allowed Beran to embrace his connection with them and the emotional support they have to offer.
- Beran is also thrilled to be playing his final season of college basketball in the Commonwealth. The Richmond, Va., native is reunited with his sister, Annemarie, who attends the Edward Via College of Osteopathic Medicine (VCOM) in Blacksburg.



## LEADING AT THE BREAK

- Over the last four seasons, Tech is 59-10 when leading at halftime.
- The Hokies are 71-15 in the Mike Young era when up at half.

## NATIONAL POLLS

### ASSOCIATED PRESS POLL

Updated: Jan. 1

Rank	School	Record	Points
1	Purdue (49)	12-1	1561
2	Kansas (5)	12-1	1497
3	Houston (9)	13-0	1477
4	UConn	11-2	1302
5	Tennessee	9-3	1234
6	Kentucky	10-2	1196
7	Marquette	11-3	1137
8	North Carolina	9-3	1088
9	Illinois	10-2	980
10	Arizona	10-3	975
11	Oklahoma	12-1	898
12	BYU	12-1	723
13	Colorado State	12-1	694
14	Duke	9-3	662
15	Memphis	11-2	631
16	Clemson	11-1	630
17	Florida Atlantic	10-3	603
18	Baylor	10-2	589
19	James Madison	13-0	469
20	Texas	10-2	374
21	Wisconsin	9-3	355
22	Ole Miss	13-0	329
23	Providence	11-2	198
24	Gonzaga	9-4	173
25	Auburn	10-2	168

**Receiving Votes:** San Diego State 113, Creighton 106, Colorado 86, Utah 82, Miami 41, Iowa State 22, Michigan State 15, Nevada 13, Texas A&M 13, Ohio State 8, New Mexico 6, Grand Canyon 5, Dayton 5, South Carolina 4, Mississippi State 4, Alabama 3, Villanova 3, Northwestern 3

**Dropped from Rankings:** Creighton 22

### USA TODAY COACHES' POLL

Updated: Jan. 1

Rank	School	Record	Points
1	Purdue (23)	12-1	789
2	Kansas (1)	12-1	758
3	Houston (8)	13-0	757
4	UConn	11-2	674
5	Tennessee	9-3	642
6	Kentucky	10-2	594
7	Marquette	11-3	580
8	Illinois	10-2	527
9	North Carolina	9-3	501
10	Arizona	10-3	495
11	Oklahoma	12-1	426
12	BYU	12-1	421
13	Duke	9-3	378
14	Colorado State	12-1	359
15	Memphis	11-2	342
16	Clemson	11-1	338
17	Florida Atlantic	10-3	273
18	Baylor	10-2	265
19	Ole Miss	13-0	198
20	James Madison	13-0	193
21	Wisconsin	9-3	172
22	Texas	11-2	167
23	Providence	11-2	130
24	Auburn	10-2	92
25	Gonzaga	9-4	72

**Receiving Votes:** Creighton 45, San Diego State 37, Michigan State 26, Utah 25, Colorado 24, Ohio State 19, Iowa State 19, Nevada 15, TCU 14, Grand Canyon 9, Miami 8, Villanova 5, New Mexico 5, Princeton 2, Nebraska 2, Indiana State 1, Texas A&M 1

**Dropped from Rankings:** Creighton 20

### TRACKING TECH

	AP	Coaches
Preseason	-	-
11/13	-	-
11/20	-	-
11/27	-	-
12/4	-	-
12/11	-	-
12/18	-	-
12/25	-	-
1/1	-	-
1/8	-	-
1/15	-	-
1/22	-	-
1/29	-	-
2/5	-	-
2/12	-	-
2/19	-	-
2/26	-	-
3/4	-	-
3/11	-	-
3/18	-	-
Final	-	-

**Ratings Tracker** (through Jan. 3)

ESPN.com BPI	49
KenPom.com	64
Massey	63
NCAA NET Rankings	65
Bart Torvik	77

**Virginia Tech's "Best" NET Wins:**

Iowa State	8
Boise State	73
Vermont	135

## 2023-24 RANKING SUMMARY

Statistic	National Rank	Conference Rank	Value	National Leader	Value	Conference Leader	Value
Assist/Turnover Ratio (351 ranked)	81	8	1.34	BYU	2.31	Virginia	1.91
Assists Per Game (351 ranked)	74	5	15.6	BYU	22.5	Clemson	17.4
Bench Points per game (351 ranked)	119	3	24.23	UNCW	41.33	Florida St.	28.08
Blocks Per Game (351 ranked)	287	15	2.6	Eastern Ky.	6.9	Virginia	5.3
Effective FG pct (351 ranked)	162	7	0.517	Indiana St.	0.613	Miami (FL)	0.586
Fastbreak Points (351 ranked)	295	10	7.31	TCU	25.31	NC State	16.15
Field Goal Percentage (351 ranked)	173	9	45.0	Colorado St.	53.0	Miami (FL)	50.9
Field Goal Percentage Defense (351 ranked)	154	9	42.4	Houston	34.5	Virginia	38.0
Fouls Per Game (351 ranked)	97	8	15.8	Creighton	10.6	Miami (FL)	12.6
Free Throw Attempts Per Game (351 ranked)	97	6	21.5	Tulane	29.6	North Carolina	26.2
Free Throw Percentage (351 ranked)	7	3	78.9	Stetson	82.9	Miami (FL)	80.2
Free Throws Made Per Game (351 ranked)	34	3	17.0	Tulane	22.0	North Carolina	20.2
Rebound Margin (351 ranked)	120	7	3.5	BYU	13.8	Pittsburgh	7.9
Rebounds (Defensive) Per Game (351 ranked)	177	10	25.85	UT Martin	32.33	Pittsburgh	28.71
Rebounds (Offensive) Per Game (351 ranked)	308	14	8.69	Texas A&M	18.69	Georgia Tech	13.85
Rebounds Per Game (351 ranked)	264	13	34.54	Florida	45.38	Pittsburgh	42.07
Scoring Defense (351 ranked)	73	4	66.1	Houston	49.4	Virginia	55.8
Scoring Margin (351 ranked)	120	10	7.3	BYU	28.8	Duke	16.9
Scoring Offense (351 ranked)	210	11	73.4	Alabama	92.8	Miami (FL)	85.5
Steals Per Game (351 ranked)	294	12	5.8	Bethune-Cookman	12.8	Florida St.	9.2
Three Point Attempts Per Game (351 ranked)	202	8	21.8	North Florida	36.2	Pittsburgh	28.0
Three Point Percentage (351 ranked)	186	11	33.5	Baylor	44.8	Miami (FL)	41.6
Three Point Percentage Defense (351 ranked)	147	8	32.1	Navy UMass Lowell	25.2	Pittsburgh	25.5
Three Pointers Per Game (351 ranked)	205	9	7.3	BYU	12.8	Clemson	9.7
Turnover Margin (351 ranked)	141	10	1.1	Houston	9.0	Virginia	5.7
Turnovers Forced Per Game (351 ranked)	180	9	12.69	Bethune-Cookman	19.46	Florida St.	15.31
Turnovers Per Game (351 ranked)	121	9	11.6	Virginia	8.4	Virginia	8.4
Winning Percentage (350 ranked)	91	9	69.2	Houston James Madison Ole Miss	100.0	Clemson	84.6
					100.0	Miami (FL)	84.6
					100.0		

## GAMES STARTED

	Streak	23-24	Career	ACC
Hunter Cattoor	30	13	84	41
MJ Collins	1	8	24	14
Sean Pedulla	1	11	45	22
Mekhi Long	4	4	68	1
Patrick Wessler	-	-	-	-
Brandon Rechsteiner	-	2	2	-
John Camden	-	-	-	-
Jaydon Young	-	-	-	-
Lynn Kidd	13	13	18	5
Tyler Nickel	-	5	5	1
Robbie Beran	-	9	109	1
Michael Ward	-	-	-	-
Mylyjael Poteat	-	-	3	-
Conner Venable	-	-	-	-




## NON-CONFERENCE BREAKDOWN

Team	NET	Result
Coppin State	360	W, 100-55
South Carolina	43	L, 77-79
Campbell	294	W, 60-44
Wofford	162	W, 98-76
Boise State	75	W, 82-75
Iowa State	5	W, 71-62
#19 Florida Atlantic	6	L, 50-84
Auburn	21	L, 57-74
Valparaiso	317	W, 71-50
Vermont	116	W, 73-51
American	301	W, 77-55



Hunter Cattoor is first all-time at VT in career 3-pointers made with 283.





## SEASON BREAKDOWN

### TECH'S RECORD WHEN...

	2023-24
Overall	9-4
ACC	1-1
At home	7-0
On the road	0-2
At neutral sites	2-2
After a win	6-3
After a loss	2-1
In overtime	0-0
vs. ranked opponents	0-1
Winning the opening tip	5-2
Losing the opening tip	4-2
Decided by 1-4 points or OT	0-1
Decided by 5-10 points	3-0
Decided by 11-20 points	2-1
Decided by 21+ points	4-2
Leading at half	9-0
Tied at half	0-0
Trailing at half	0-4
VT shoots 50% or better	3-1
VT shoots 40-49.9%	5-1
VT shoots less than 40%	1-2
VT out-shoots opponent	7-1
Opp. out-shoots VT	2-3
Opp. shoots 40% or better	5-3
Opp. shoots less than 40%	4-1
VT out-rebounds opponent	6-1
Opp. out-rebounds VT	3-3
Rebounds are tied	0-0
VT has more FT attempts	7-2
Opp. has more FT attempts	2-2
VT makes more 3-pointers	4-1
Opp. makes more 3-pointers	5-3
VT wins turnover battle	7-2
Opp. wins turnover battle	2-2
Turnovers are tied	0-0
VT scores 100+	1-0
VT scores 90-99 points	1-0
VT scores 80-89 points	1-0
VT scores 70-79 points	5-1
VT scores 60-69 points	1-1
VT scores 50-59 points	0-2
VT scores < 50 points	0-0
Opp. scores > 99 points	0-0
Opp. scores 90-99 points	0-0
Opp. scores 80-89 points	0-2
Opp. scores 70-79 points	2-2
Opp. scores 60-69 points	2-0
Opp. scores 50-59 points	4-0
Opp. scores < 50 points	1-0
Playing on Monday	1-0
Playing on Tuesday	0-0
Playing on Wednesday	1-1
Playing on Thursday	2-0
Playing on Friday	1-1
Playing on Saturday	2-1
Playing on Sunday	2-1
In November	5-3
In December	4-1
In January	0-0
In February	0-0
In March	0-0
Playing during the day	2-2
Playing at night	7-2
Wearing White	7-1
Wearing Maroon	0-1
Wearing Orange	1-2
Wearing Black	1-0

### STARTING LINEUPS

#### W/L

5-2	Sean Pedulla, Hunter Cattoor, MJ Collins, Robbie Beran, Lynn Kidd
0-1	Sean Pedulla, Hunter Cattoor, MJ Collins, Mekhi Long, Lynn Kidd
1-1	Sean Pedulla, Hunter Cattoor, Tyler Nickel, Robbie Beran, Lynn Kidd
1-0	Sean Pedulla, Hunter Cattoor, Tyler Nickel, Mekhi Long, Lynn Kidd
2-0	Brandon Rechsteiner, Hunter Cattoor, Tyler Nickel, Mekhi Long, Lynn Kidd

#### Margin of Victory/Defeat

	1	2	3	4	5	6	7	8	9	10	11-19	20+
Wins	-	-	-	-	-	-	2	-	1	-	2	4
Losses	-	1	-	-	-	-	-	-	-	-	1	2

#### Most First Half Points

Virginia Tech	45 vs. Coppin State (11/6/23)
Opponents	44 by Wake Forest (12/30/23)

#### Most Second Half Points

Virginia Tech	55 (2x), last vs. Wofford (11/19/23)
Opponents	52 by FAU (11/26/23)

#### Fewest First Half Points

Virginia Tech	24 (3x), last at Wake Forest (12/30/23)
Opponents	16 by Campbell (11/15/23)

#### Fewest Second Half Points

Virginia Tech	26 vs. FAU (11/26/23)
Opponents	26 by American (12/21/23)

#### Largest Halftime Lead

Virginia Tech	26 vs. Coppin State (11/6/23)
Opponents	20 by Wake Forest (12/30/23)

#### Largest Margin of Victory

Virginia Tech	45 vs. Coppin State (11/6/23)
Opponents	34 by FAU (11/26/23)

### MISCELLANEOUS

#### How 1st Points Were Scored

Layup	4
3FG	4
Jumper	2
Dunk	-
Free Throw	3
Tip-in	-

#### Rebounds Leader

Hunter Cattoor	1
Lynn Kidd	8
Mekhi Long	5
Sean Pedulla	2
Mylyjael Poteat	1
-	-

#### Blocks Leader

Robbie Beran	10
Hunter Cattoor	2
Lynn Kidd	3
Tyler Nickel	2
Mylyjael Poteat	1
Patrick Wessler	1

#### 15+ Rebounds

Lynn Kidd	1
-----------	---

#### 20+ Rebounds

-	-
---	---

#### 5+ Assists

Sean Pedulla	5
Brandon Rechsteiner	1
Jaydon Young	1

#### Scored VT's 1st Points

Hunter Cattoor	6
Lynn Kidd	3
Sean Pedulla	4

#### Assists Leader

Robbie Beran	2
Hunter Cattoor	2
MJ Collins	2
Lynn Kidd	2
Mekhi Long	1
Tyler Nickel	2
Sean Pedulla	7
Mylyjael Poteat	1
Brandon Rechsteiner	5
Patrick Wessler	1
Jaydon Young	1

#### 10+ Points

Hunter Cattoor	12
MJ Collins	2
Lynn Kidd	11
Tyler Nickel	7
Brandon Rechsteiner	1
Sean Pedulla	6

#### 10+ Assists

Sean Pedulla	1
Brandon Rechsteiner	1

#### First Off VT Bench

Robbie Beran	1
MJ Collins	1
Mekhi Long	8
Tyler Nickel	4
Mylyjael Poteat	8
Brandon Rechsteiner	2

#### Steals Leader

Robbie Beran	3
Hunter Cattoor	4
MJ Collins	4
Lynn Kidd	2
Mekhi Long	3
Tyler Nickel	3
Sean Pedulla	3
Brandon Rechsteiner	1
Jaydon Young	2

#### 20+ Points

MJ Collins	1
Lynn Kidd	3
Sean Pedulla	1

#### 5+ Steals

-	-
---	---

#### 5+ Blocks

-	-
---	---

#### Points Leader

Hunter Cattoor	6
MJ Collins	1
Lynn Kidd	6
Sean Pedulla	3

#### 30+ Points

Lynn Kidd	1
-----------	---

#### Double-Doubles

Lynn Kidd	4
Sean Pedulla	1

#### 10+ Rebounds

Lynn Kidd	4
-----------	---

#### Triple-Doubles

-	-
---	---

THE LAST TIME

LAST TIME VIRGINIA TECH...

Scored 100+ points and won	100-55, vs. Coppin State, 11/6/23
Scored 100+ points and lost	100-104 (2OT), vs. Maryland, 2/27/10
Played in OT	65-70 (OT), at Boston College, 12/21/22
Played in consecutive OTs	82-77 (OT), vs. UAB, 11/28/15; 79-81 (OT), vs. Northwestern, 12/1/15
Played in 2OT	79-77 (2OT), vs. North Carolina, 1/22/20
Played in 3OT	95-102 (3OT), vs. Miami (Fla.), 2/19/20
Scored 100+ points	100-55, vs. Coppin State, 11/6/23
Scored 90-99 points	98-76, vs. Wofford, 11/19/23
Scored 80-89 points	82-75, vs. Boise State, 11/23/23
Scored 70-79 points	77-55, vs. American, 12/21/23
Scored 60-69 points	63-86, at Wake Forest, 12/30/23
Scored 50-59 points	57-74, at Auburn, 11/29/23
Scored 40-49 points	47-24, at #23 NC State, 2/2/19
Scored 30-39 points	39-65, at #19 Virginia, 1/4/20
Scored 20-29 points	27-40, at McGuire Hospital, 2/2/46
Scored 10-19 points	16-45, at Virginia, 1/30/39
Scored less than 10 points	9-29, vs. North Carolina, 1/12/35
Allowed 100+ points	95-102 (3OT), vs. Miami (Fla.), 1/19/20
Allowed 90-99 points	77-97, vs. NC State, 3/8/23
Allowed 80-89 points	63-86, at Wake Forest, 12/30/23
Allowed 70-79 points	57-74, at Auburn, 11/29/23
Allowed 60-69 points	75-68, vs. Louisville, 12/3/23
Allowed 50-59 points	77-55, vs. American, 12/21/23
Allowed 40-49 points	60-44, vs. Campbell, 11/15/23
Allowed 30-39 points	65-39, vs. Radford, 11/15/21
Allowed 20-29 points	47-24, at #23 NC State, 2/2/19
Allowed 10-19 points	60-19, vs. Lynchburg, 1/9/46
Allowed less than 10 points	28-9, vs. Hampden-Sydney, 1/17/1923
Scored at least 60 points in a half	66, 2nd Half, vs. The Citadel, 11/12/17
Largest margin of victory	83, vs. Randolph-Macon (87-4), 1/10/1911
Largest margin of victory in ACC	38, vs. Wake Forest (84-46), 2/27/21
Defeated a ranked opponent on the road	47-24, at #23 NC State, 2/2/19
Defeated a ranked opponent at home	74-68, vs. #6 Virginia, 2/4/23
Defeated a ranked opponent on a neutral court	82-67, vs. #7 Duke, 3/12/22
Defeated a defending national champion	65-51, vs. #8 Virginia, 1/30/21
Held opponent without a double-figure scorer	65-39, vs. Radford, 11/15/21
Failed to have a double-figure scorer	41-57, vs. Temple, 2/25/96
Had 5 or more players score in double figures	5, vs. Coppin State, 11/6/23
Had 6 or more players score in double figures	vs. Cornell, 12/8/21
Had 7 or more players score in double figures	vs. Cornell, 12/8/21
Did not make a 3FG	at Providence, 2/1/03
Opponent did not make a 3FG	vs. Virginia, 2/14/22
Did not shoot a FT in the first half	at Cincinnati, 3/15/23
Did not shoot a FT in the second half	at #10 Virginia, 1/18/23
Opponent did not shoot a FT	vs. Merrimack, 11/21/21
Opponent did not make a FT	vs. Florida State, 3/4/23
Held an opponent under 10 points in a half	9, vs. Eastern Michigan (1H), 12/22/11
Held an opponent under 20 points in a half	17, vs. Pitt (1H), 2/7/22
Had double-figure blocked shots	10, vs. Wake Forest, 2/27/21
Came back from a double-figure deficit to win	12, vs. Boise State, 11/23/23
Lost a double-digit lead	11, at Boston College, 1/22/22
Led by 20 or more points at halftime	26, vs. Coppin State, 11/6/23
Had 20-29 assists in a game	23, vs. American, 12/21/23
Had 30 or more assists	36, vs. The Citadel, 11/12/17
Held a team under 20 percent from the floor	16.7%, at No. 23/22 NC State, 2/2/19
Held a team under three made FGs in a half	2, vs. Notre Dame, 1/10/21
Won an ACC Tournament Championship	82-67, vs. #7 Duke, 3/12/22
Won an NCAA Tournament game	67-58, vs. Liberty, 3/24/19

WHAT'S A HOKIE?

The answer leads all the way back to 1896 when Virginia Agricultural and Mechanical College changed its name to Virginia Polytechnic Institute. With the change came the necessity for writing a new cheer and a contest for such a purpose was held by the student body.



Senior O.M. Stull won first prize for his "Hokie" yell which is still used today. Later, when asked if "Hokie" had any special meaning, Stull explained the word was solely the product of his imagination and was used only as an attention-getter for his yell. It soon became a nickname for all Tech teams and for those people loyal to Tech athletics.

The official university school colors - Chicago Maroon and Burnt Orange - also were introduced in 1896. The colors were chosen by a committee because they made a 'unique combination' not worn elsewhere at the time. The official definition of "Hokie" is "a loyal Virginia Tech Fan."



OUR NAME


When referring to our name, we ask that you use Virginia Tech, Hokies or Tech - and not 'Vah Tech.' Thank you!

## THE LAST TIME

### LAST TIME A VIRGINIA TECH PLAYER...

Recorded a double-double	Lynn Kidd (31 pts./11 rebs.), vs. American, 12/21/23
Recorded a triple-double	Justyn Mutts (12 pts./14 rebs./11 ast.), vs. Syracuse, 2/12/22
Two Tech players recorded double-doubles in same game	Sean Pedulla (15 pts./10 asts.) & Lynn Kidd (14 pts./11 rebs.), vs. Coppin State, 11/6/23
Two Tech players recorded double-doubles in consecutive games	vs. North Carolina (ACC Tournament), 3/13/09; vs. Duquesne (NIT), 3/18/09
Had five or more steals	Sean Pedulla (5), at Georgia Tech, 2/15/23
Had 10 or more assists in a game	Brandon Rechsteiner (11), vs. American, 12/21/23
Had 20 or more rebounds in a game	Jeff Allen (21), vs. Longwood, 12/14/08
Two Tech players with double-figure rebounds	Grant Basile (10) and Lynn Kidd (10), vs. Delaware State, 11/7/22
Two Tech players had five or more assists	Sean Pedulla (10) & Jaydon Young (5), vs. Coppin State, 11/6/23
Three Tech players had five or more assists	Justyn Mutts (8), Hunter Cattoor (8) & Grant Basile (5), vs. Syracuse, 1/28/23
Four Tech players had five or more assists	Kerry Blackshear Jr. (8), Devin Wilson (7), Justin Robinson (7) & Chris Clarke (5), vs. The Citadel, 11/12/17
Three Tech players made five or more 3FG	Nahiem Alleyne (5), Jalen Cone (5) & Isaiah Wilkins (5), vs. Delaware State, 11/20/19
Eight or more Tech players made a 3FG	8 players, at Pitt, 2/5/22
Two Tech players scored 20 or more points	Hunter Cattoor (20) & Sean Pedulla (20), at Miami, 1/31/23
Three Tech players scored 20 or more points	Nickeil Alexander-Walker (25), Ahmed Hill (23) & Justin Robinson (23), vs. #23 Purdue, 11/18/18
Two Tech players scored 20 or more points in consecutive games	Nickeil Alexander-Walker & Kerry Blackshear Jr., 11/10/17 & 11/12/17
Tech player scored 30 or more points in consecutive games	Grant Basile, 2/8/23 & 2/11/23
Tech freshman scored 20 or more points in a game	Sean Pedulla (20), at Florida State, 1/29/22
Three Tech freshmen scored in double figures in a game	Hunter Cattoor (14), Jalen Cone (11) & Lander Nolley II (10), vs. North Carolina, 3/10/20
Four Tech freshmen scored in double figures in a game	Landers Nolley II (21), Tyrece Radford (21), Jalen Cone (15) & Nahiem Alleyne (10), at Wake Forest, 1/14/20
Tech player scored 30-39 points in a game	Lynn Kidd (31), vs. American, 12/21/23
Tech player scored 40-49 points in a game	Dorenzo Hudson (41), vs. Seton Hall, 1/2/10
Tech player scored 50+ points in a game	Bimbo Coles (51), vs. Southern Miss, 2/6/88
Tech player had consecutive double-doubles	Justyn Mutts, 11/17/22, 11/18/22
Tech player had three consecutive double-doubles	Keve Aluma, 1/27/21, 1/30/21, 2/3/21
Tech freshman had consecutive double-doubles	Kerry Blackshear Jr., 12/13/15, 12/19/15
Tech allowed a triple-double	Dennis Smith Jr. (27 pts./11 rebs./11 ast.), at NC State, 1/4/17
Tech had a walk-on score double figures	Christian Beyer (13), vs. Alabama A&M, 12/14/14





## MIKE YOUNG

Head Coach | Fifth Season at Virginia Tech

2020-21 ACC Coach of the Year

### CAREER RECORDS

Overall Record	381-299
Conference Games	211-163
Non-Conference Games	165-133
Conference Tournament	25-15
NCAA Tournament	1-7
Overtime Games	20-17
One-Point Games	12-15
vs. AP Top 25	9-30

### VS. CURRENT ACC HEAD COACHES

Coach	All	VT	Wofford
Earl Grant	0-3	0-3	-
Brad Brownell	4-5	4-3	0-2
Jon Scheyer	1-1	1-1	-
Leonard Hamilton	2-1	2-1	-
Josh Pastner	3-4	2-3	1-1
Kenny Payne	2-0	2-0	-
Jim Larrañaga	4-6	3-5	1-1
Kevin Keatts	2-3	2-3	-
Hubert Davis	2-2	2-2	-
Micah Shrewsberry	1-0	1-0	-
Jeff Capel III	4-1	4-1	-
Jim Boeheim	3-3	3-3	-
Tony Bennett	3-5	3-4	0-1
Steve Forbes	8-6	2-3	6-3
<b>Total</b>	<b>39-40</b>	<b>31-32</b>	<b>8-8</b>

#### vs. Coach Young

Earl Grant	3-0 at BC
Brad Brownell	5-4 at Clemson
Jon Scheyer	1-1 at Duke
Leonard Hamilton	1-2 at Florida State
Josh Pastner	4-3 at Georgia Tech
Kenny Payne	0-2 at Louisville
Jim Larrañaga	0-1 at GMU; 6-3 at Miami
Kevin Keatts	3-2 at NC State
Hubert Davis	2-2 at UNC
Micah Shrewsberry	0-1 at Penn State
Jeff Capel III	1-4 at Pitt
Jim Boeheim	3-3 at Syracuse
Tony Bennett	5-3 at UVA
Steve Forbes	3-6 at ETSU; 3-2 at Wake

### ▶ COACH YOUNG: CAREER BREAKDOWN

Season	School	Overall	Conference	Finish	Postseason	Ranking	RPI/NET
2002-03	Wofford	14-15 .483	8-8 .500	T6th	-	-/-	219
2003-04	Wofford	9-20 .310	4-12 .250	T10th	-	-/-	273
2004-05	Wofford	14-14 .500	7-9 .438	8th	-	-/-	225
2005-06	Wofford	11-18 .379	6-9 .400	9th	-	-/-	287
2006-07	Wofford	10-20 .333	5-13 .278	T9th	-	-/-	295
2007-08	Wofford	16-16 .500	8-12 .400	8th	-	-/-	191
2008-09	Wofford	16-14 .533	12-8 .600	4th	-	-/-	177
2009-10	Wofford	26-9 .743	15-3 .833	1st	NCAA First Round	-/-	73
2010-11	Wofford	21-13 .618	14-4 .778	T1st	NCAA First Round	-/-	105
2011-12	Wofford	19-14 .576	12-6 .667	T2nd	CBI	-/-	178
2012-13	Wofford	13-19 .406	7-11 .389	T8th	-	-/-	253
2013-14	Wofford	20-13 .606	11-5 .688	T3rd	NCAA First Round	-/-	152
2014-15	Wofford	28-7 .800	16-2 .889	1st	NCAA First Round	RV/-	49
2015-16	Wofford	15-17 .469	11-7 .611	T3rd	-	-/-	202
2016-17	Wofford	16-17 .485	10-8 .556	T4th	-	-/-	189
2017-18	Wofford	21-13 .618	11-7 .611	T4th	CIT	-/-	141
2018-19	Wofford	30-5 .857	18-0 1.000	1st	NCAA Second Round	19/18	14
<b>Totals</b>	<b>17 Seasons</b>	<b>299-244 .551</b>	<b>175-124 .585</b>				
2019-20	Virginia Tech	16-16 .500	7-13 .350	T10th	-	-/-	92
2020-21	Virginia Tech	15-7 .682	9-4 .692	3rd	NCAA First Round	25/RV	51
2021-22	Virginia Tech	23-13 .639	11-9 .550	7th	NCAA First Round	RV/RV	27
2022-23	Virginia Tech	19-15 .559	8-12 .400	11th	NIT First Round	-/-	75
2023-24	Virginia Tech	9-4 .692	1-1 .500	-	-	-/-	65
<b>Totals</b>	<b>5 Seasons</b>	<b>82-55 .599</b>	<b>36-39 .480</b>				
<b>Overall</b>	<b>22 Seasons</b>	<b>381-299 .560</b>	<b>211-163 .564</b>				

### ▶ THE YOUNG FILE

Born	5/1/1963
Hometown	Radford, Virginia
Wife	Margaret
Children	Cooper, Davis
Education	Emory & Henry, 1986
Joined Tech Staff	4/7/2019
Years as College Head Coach	22
Years as College Coach	38

#### Coaching Career

1986-88	Assistant Coach, Emory & Henry
1988-89	Graduate Assistant, Radford
1989-98	Assistant Coach, Wofford
1998-02	Associate Head Coach, Wofford
2002-19	Head Coach, Wofford
2019-pr.	Head Coach, Virginia Tech

### ▶ ACCOMPLISHMENTS

#### Seven NCAA Tournaments

2022, 2021, 2019, 2015, 2014, 2011, 2010

#### One ACC Tournament Championship

2022

#### Five SoCon Tournament Championships

2019, 2015, 2014, 2011, 2010

#### Four SoCon Regular-Season Titles

2019, 2015, 2011, 2010

#### Two-time National Coach of the Year

2019 (Sporting News), 2010 (Hugh Durham)

#### Three AP All-America Selections

Fletcher Magee (2018-19), Karl Cochran (2014-15), Noah Dahlman (2009-10)

# O HUNTER CATTOOR

GRADUATE STUDENT Guard | 6-3 | 200 | M.A. in Education, Liberal Arts and Human Sciences  
Orlando, Florida | Bishop Moore



## SEASON/CAREER BESTS

### POINTS

Season 19 (2x), last vs. Valparaiso (12/9/23)  
Career 31 vs. Duke (3/12/22)

### REBOUNDS

Season 6 (2x), last at Wake Forest (12/30/23)  
Career 9 vs. Radford (11/15/21)

### ASSISTS

Season 4 vs. Coppin State (11/6/23)  
Career 8 vs. Syracuse (1/28/23)

### BLOCKS

Season 1 (3x), last vs. American (12/21/23)  
Career 3 vs. Wake Forest (2/27/21)

### STEALS

Season 3 vs. Louisville (12/3/23)  
Career 4 (2x), last vs. Miami (2/21/23)

### MINUTES

Season 40 vs. South Carolina (11/10/23)  
Career 40 (4x), last vs. South Car. (11/10/23)

### FIELD GOALS MADE

Season 5 (4x), last at Wake Forest (12/30/23)  
Career 11 vs. Duke (3/12/22)

### FIELD GOALS ATTEMPTED

Season 13 vs. FAU (11/26/23)  
Career 16 vs. Duke (3/12/22)

### 3-PT. FIELD GOALS MADE

Season 5 vs. Boise State (11/23/23)  
Career 9 at Florida State (1/29/22)

### 3-PT. FIELD GOALS ATTEMPTED

Season 10 (2x), last vs. Boise State (11/23/23)  
Career 11 at Florida State (1/29/22)

### FREE THROWS MADE

Season 7 (2x), last at Auburn (11/29/23)  
Career 7 (3x), last at Auburn (11/29/23)

### FREE THROWS ATTEMPTED

Season 9 at Auburn (11/29/23)  
Career 9 at Auburn (11/29/23)

## CAREER STATS

SEASON	TEAM	GP-GS	MIN/AVG	FG-FGA	FG%	3FG-3FGA	3FG%	FT-FTA	FT%	OFF	DEF	TOT	AVG	PF-FO	A	TO	BLK	STL	PTS	AVG
2019-20	VT	31-3	628/20.3	69-165	.418	51-127	.402	14-22	.636	4	73	77	2.5	44-0	35	16	4	31	203	6.5
2020-21	VT	22-2	492/22.3	57-125	.456	39-90	.433	34-43	.791	2	39	41	1.9	34-1	30	26	11	20	187	8.5
2021-22	VT	36-36	1183/32.9	121-278	.435	83-199	.417	36-50	.720	12	131	143	4.0	80-0	73	36	6	39	361	10.0
2022-23	VT	30-30	1024/34.1	104-242	.430	78-184	.424	39-51	.765	8	104	112	3.7	56-0	71	28	4	30	325	10.8
2023-24	VT	13-13	409/31.5	52-116	.448	32-84	.381	47-52	.904	2	36	38	2.9	31-1	20	17	3	12	183	14.1
<b>TOTAL</b>		<b>132-84</b>	<b>3736/28.3</b>	<b>403-926</b>	<b>.435</b>	<b>283-684</b>	<b>.414</b>	<b>170-218</b>	<b>.780</b>	<b>28</b>	<b>383</b>	<b>411</b>	<b>3.1</b>	<b>245-2</b>	<b>229</b>	<b>123</b>	<b>28</b>	<b>132</b>	<b>1259</b>	<b>9.5</b>

- Got engaged to Chloe Brooks in June 2023. *Last name pronounced: cuh-TOUR*
- 2022 ACC Tournament MVP; 31 points vs. Duke in title game.
- MVP of Basketball Hall of Fame Shootout vs. St. Bonaventure.
- One of Tech's top threats from three.
- Had 12 games of hitting three or more 3FGs in back-to-back seasons (2020-22).
- Reached double-figure scoring 17 times as a junior.
- Erupted for nine 3-pointers (tied single-game program record) at Florida State, which was the turning point in the Hokies' 2021-22 season.
- Originally committed to Wofford, but signed with the Hokies after Virginia Tech's hiring of Mike Young.
- Four-year letterwinner at Bishop Moore High School.
- Scored 1,420 points in high school. Was a 3-star recruit (247 Sports).
- Also played quarterback on Bishop Moore's football team.
- Wants to coach basketball when playing career is over.

## 2023-24 GAME-BY-GAME STATS


Opponent	Date	GS	MIN	Total		3-Pointers		Free throws		Rebounds				PF	A	TO	BLK	STL	PTS	AVG
				FG-FGA	PCT	3FG-3FGA	PCT	FT-FTA	PCT	OFF	DEF	TOT	AVG							
Coppin St.	11/06/2023	*	26:17	3-5	.600	3-5	.600	4-4	1.000	0	2	2	2.0	2	4	1	1	1	13	13.0
vs South Carolina	11/10/2023	*	40:00	4-12	.333	3-10	.300	2-2	1.000	0	4	4	3.0	3	0	0	0	0	13	13.0
Campbell	11/15/2023	*	35:01	4-11	.364	4-9	.444	0-0	.000	0	4	4	3.3	0	0	0	0	12	12.7	
Wofford	11/19/2023	*	28:48	5-8	.625	4-7	.571	3-3	1.000	0	2	2	3.0	2	3	2	0	1	17	13.8
vs Boise St.	11/23/2023	*	36:51	5-11	.455	5-10	.500	4-5	.800	0	1	1	2.6	3	1	1	0	1	19	14.8
vs Iowa St.	11/24/2023	*	25:42	4-9	.444	3-7	.429	7-8	.875	0	3	3	2.7	5	1	1	0	1	18	15.3
vs Fla. Atlantic	11/26/2023	*	30:55	4-13	.308	0-8	.000	3-3	1.000	0	0	2.3	2	0	2	0	0	11	14.7	
at Auburn	11/29/2023	*	31:57	4-11	.364	1-6	.167	7-9	.778	1	5	6	2.8	3	1	3	0	0	16	14.9
Louisville	12/03/2023	*	38:27	3-6	.500	1-3	.333	5-5	1.000	1	2	3	2.8	2	2	2	0	3	12	14.6
Valparaiso	12/09/2023	*	33:26	5-9	.556	3-6	.500	6-6	1.000	0	3	3	2.8	1	3	2	0	1	19	15.0
Vermont	12/16/2023	*	21:44	3-8	.375	2-5	.400	2-2	1.000	0	2	2	2.7	2	1	1	1	2	10	14.5
American	12/21/2023	*	27:26	3-6	.500	2-5	.400	1-2	.500	0	2	2	2.7	3	2	1	1	2	9	14.1
at Wake Forest	12/30/2023	*	32:36	5-7	.714	1-3	.333	3-3	1.000	0	6	6	2.9	3	2	1	0	0	14	14.1
<b>Totals</b>			<b>13 409:10</b>	<b>52-116</b>	<b>.448</b>	<b>32-84</b>	<b>.381</b>	<b>47-52</b>	<b>.904</b>	<b>2</b>	<b>36</b>	<b>38</b>	<b>2.9</b>	<b>31</b>	<b>20</b>	<b>17</b>	<b>3</b>	<b>12</b>	<b>183</b>	<b>14.1</b>

## Player Averages

Games Played	Minutes/game	Points/game	FG Pct	3FG Pct	FT Pct	Rebounds/game	Assists/game	Turnovers/game	Assist/Turnover ratio	Steals/game	Blocks/game
13	31.5	14.1	44.8	38.1	90.4	2.9	1.5	1.3	1.2	0.9	0.2

## PRODUCTION TRACKER

	This Season	Career
Scored 10+ Points	12	67
Scored 20+ Points	-	6
Led Tech in Scoring	6	17
Made 3+ 3FGs	7	47
Led Tech in 3FGM	7	53
Shot over 40% from 3	8	73
Had a Double-Double	-	-
Had Multiple Assists	6	63
Had Multiple Steals	3	36



# 2 MJ COLLINS

**SOPHOMORE** Guard | 6-4 | 195 | Communication  
Clover, South Carolina | Combine Academy



## SEASON/CAREER BESTS

### POINTS

Season 20 vs. Louisville (12/3/23)  
Career 20 vs. Louisville (12/3/23)

### REBOUNDS

Season 5 vs. Iowa State (11/24/23)  
Career 8 vs. UNC (12/4/22)

### ASSISTS

Season 4 (2x), last vs. Louisville (12/3/23)  
Career 4 (5x), last vs. Louisville (12/3/23)

### BLOCKS

Season 1 vs. Campbell (11/15/23)  
Career 1 vs. Campbell (11/15/23)

### STEALS

Season 4 vs. Iowa State (11/24/23)  
Career 4 vs. Iowa State (11/24/23)

### MINUTES

Season 32 vs. Campbell (11/15/23)  
Career 36 vs. Pitt (2/18/23)

### FIELD GOALS MADE

Season 5 (2x), last vs. American (12/21/23)  
Career 5 (2x), last vs. American (12/21/23)

### FIELD GOALS ATTEMPTED

Season 10 (2x), last vs. Louisville (12/3/23)  
Career 10 (2x), last vs. Louisville (12/3/23)

### 3-PT. FIELD GOALS MADE

Season 3 vs. Louisville (12/3/23)  
Career 3 (2x), last vs. Louisville (12/3/23)

### 3-PT. FIELD GOALS ATTEMPTED

Season 3 (4x), last vs. American (12/21/23)  
Career 5 (2x), last vs. Florida St. (3/4/23)

### FREE THROWS MADE

Season 7 vs. Louisville (12/3/23)  
Career 7 vs. Louisville (12/3/23)

### FREE THROWS ATTEMPTED

Season 7 vs. Louisville (12/3/23)  
Career 7 vs. Louisville (12/3/23)

## CAREER STATS

SEASON	TEAM	GP-GS	MIN/AVG	FG-FGA	FG%	3FG-3FGA	3FG%	FT-FTA	FT%	OFF	DEF	TOT	AVG	PF-FO	A	TO	BLK	STL	PTS	AVG
2022-23	VT	34-16	840/24.7	49-141	.348	18-68	.265	24-30	.800	16	64	80	2.4	46-0	49	18	0	12	140	4.1
2023-24	VT	11-8	237/21.5	18-68	.265	4-19	.211	16-16	1.000	5	18	23	2.1	12-0	21	10	1	12	56	5.1
<b>TOTAL</b>		<b>45-24</b>	<b>1077/23.9</b>	<b>67-209</b>	<b>.321</b>	<b>22-87</b>	<b>.253</b>	<b>40-46</b>	<b>.870</b>	<b>21</b>	<b>82</b>	<b>103</b>	<b>2.3</b>	<b>58-0</b>	<b>70</b>	<b>28</b>	<b>1</b>	<b>24</b>	<b>196</b>	<b>4.4</b>

- Should see a jump in production as a sophomore; has focused a great deal of time on his 3-point shot in the offseason.
- Coach Young would like to see MJ defend the opponent's best guard, taking that load off Cattoor.
- Hit the game-winning shot against Duke on Jan. 23, 2023.
- A two-year letterwinner at Westminster Catawba before transferring to Combine Academy for his senior season.
- Combine ended the season ranked No. 20 in the country with a 25-5 record and a state championship in 2021-22.
- All-state, all-conference and the Male Athlete of the Year after averaging 23 points per game as a junior.
- Tabbed the second-best player in the state of South Carolina and the 27th-best combo guard nationally, according to 247Sports.
- Four-star recruit and ranked 22nd at his position by ESPN.
- Chose the Hokies over Clemson, Oklahoma, Providence, South Florida and East Tennessee State.
- His sister, Reneazia, won three state championships in track.

## 2023-24 GAME-BY-GAME STATS

Opponent	Date	GS	MIN	Total		3-Pointers		Free throws		Rebounds				PF	A	TO	BLK	STL	PTS	AVG	
				FG-FGA	PCT	3FG-3FGA	PCT	FT-FTA	PCT	OFF	DEF	TOT	AVG								
Coppin St.	11/06/2023	*	21:31	1-8	.125	0-3	.000	4-4	1.000	1	1	2	2.0	2	2	0	0	1	6	6.0	
vs South Carolina	11/10/2023	*	17:51	1-3	.333	0-0	.000	0-0	.000	0	0	0	1.0	1	2	0	0	2	4.0		
Campbell	11/15/2023	*	32:44	2-10	.200	0-3	.000	0-0	.000	0	3	3	1.7	0	4	1	1	2	4	4.0	
Wofford	11/19/2023	*	26:23	2-5	.400	0-0	.000	2-2	1.000	0	3	3	2.0	1	3	0	0	0	6	4.5	
vs Boise St.	11/23/2023	*	08:19	0-3	.000	0-1	.000	0-0	.000	0	0	0	1.6	3	0	0	0	0	3.6		
vs Iowa St.	11/24/2023	*	27:46	1-8	.125	0-3	.000	2-2	1.000	1	4	5	2.2	1	3	2	0	4	4	3.7	
vs Fla. Atlantic	11/26/2023	*	18:24	1-6	.167	0-1	.000	0-0	.000	0	0	0	1.9	0	0	2	0	3	2	3.4	
Louisville	12/03/2023		23:49	5-10	.500	3-3	1.000	7-7	1.000	2	2	4	2.1	3	4	1	0	0	20	5.5	
Valparaiso	12/09/2023		18:13	0-4	.000	0-2	.000	0-0	.000	0	1	1	2.0	1	1	2	0	0	0	4.9	
American	12/21/2023		22:02	5-8	.625	1-3	.333	1-1	1.000	1	2	3	2.1	0	2	1	0	0	12	5.6	
at Wake Forest	12/30/2023	*	19:33	0-3	.000	0-0	.000	0-0	.000	0	2	2	2.1	0	0	1	0	0	0	5.1	
<b>Totals</b>			<b>8</b>	<b>236:35</b>	<b>18-68</b>	<b>.265</b>	<b>4-19</b>	<b>.211</b>	<b>16-16</b>	<b>1.000</b>	<b>5</b>	<b>18</b>	<b>23</b>	<b>2.1</b>	<b>12</b>	<b>21</b>	<b>10</b>	<b>1</b>	<b>12</b>	<b>56</b>	<b>5.1</b>

## Player Averages

Games Played	Minutes/game	Points/game	FG Pct	3FG Pct	FT Pct	Rebounds/game	Assists/game	Turnovers/game	Assist/Turnover ratio	Steals/game	Blocks/game
11	21.5	5.1	26.5	21.1	100.0	2.1	1.9	0.9	2.1	1.1	0.1

## PRODUCTION TRACKER

	This Season	Career
Scored 10+ Points	2	5
Scored 20+ Points	1	1
Led Tech in Scoring	1	1
Made multiple 3FGs	1	5
Led Tech in 3FGM	1	3
Shot over 40% from 3	1	10
Had a Double-Double	-	-
Had Multiple Assists	7	23
Had Multiple Steals	4	6



# 3 SEAN PEDULLA

**JUNIOR** Guard | 6-1 | 195 | Sports Media and Analytics  
Edmond, Oklahoma | Edmond Memorial



## SEASON/CAREER BESTS

### POINTS

Season 26 vs. South Carolina (11/10/23)  
Career 26 vs. South Carolina (11/10/23)

### REBOUNDS

Season 9 vs. South Carolina (11/10/23)  
Career 9 vs. South Carolina (11/10/23)

### ASSISTS

Season 10 vs. Coppin State (11/6/23)  
Career 8 vs. Delaware State (11/7/22)

### BLOCKS

Season -  
Career 1 (7x), last at Louisville (2/28/23)

### STEALS

Season 2 (3x), last vs. Boise State (11/23/23)  
Career 5 at Georgia Tech (2/15/23)

### MINUTES

Season 38 vs. South Carolina (11/10/23)  
Career 44 at Boston College (12/21/22)

### FIELD GOALS MADE

Season 9 vs. Wofford (11/19/23)  
Career 9 (2x), last vs. Wofford (11/19/23)

### FIELD GOALS ATTEMPTED

Season 16 (3x), last vs. FAU (11/26/23)  
Career 18 (3x), last at Clemson (1/21/23)

### 3-PT. FIELD GOALS MADE

Season 5 vs. Iowa State (11/24/23)  
Career 6 (2x), last vs. Florida St. (3/4/23)

### 3-PT. FIELD GOALS ATTEMPTED

Season 7 (2x), last vs. Iowa State (11/24/23)  
Career 11 at Syracuse (1/11/23)

### FREE THROWS MADE

Season 9 vs. South Carolina (11/10/23)  
Career 10 vs. Texas (3/18/22)

### FREE THROWS ATTEMPTED

Season 11 vs. South Carolina (11/10/23)  
Career 11 vs. South Carolina (11/10/23)

## CAREER STATS

SEASON	TEAM	GP-GS	MIN/AVG	FG-FGA	FG%	3FG-3FGA	3FG%	FT-FTA	FT%	OFF	DEF	TOT	AVG	PF-FO	A	TO	BLK	STL	PTS	AVG
2021-22	VT	36-0	464/12.9	62-145	.428	34-76	.447	36-40	.900	6	36	42	1.2	54-2	47	31	1	21	194	5.4
2022-23	VT	34-34	1212/35.6	179-430	.416	67-195	.344	85-99	.859	14	109	123	3.6	95-4	130	71	6	41	510	15.0
2023-24	VT	11-11	299/27.2	44-118	.373	14-43	.326	33-42	.786	5	37	42	3.8	22-0	44	33	0	9	135	12.3
<b>TOTAL</b>		<b>81-45</b>	<b>1975/24.4</b>	<b>285-693</b>	<b>.411</b>	<b>115-314</b>	<b>.366</b>	<b>154-181</b>	<b>.851</b>	<b>25</b>	<b>182</b>	<b>207</b>	<b>2.6</b>	<b>171-6</b>	<b>221</b>	<b>135</b>	<b>7</b>	<b>71</b>	<b>839</b>	<b>10.4</b>

- Enters Year 2 of starting at point guard for the Hokies. *Last name pronounced: puh-DOOL-uh*
- Should emerge as a key leader on and off the court for Tech.
- Averaged 35.6 minutes per game as a sophomore – a lot of responsibility and experience gained.
- Solid sharpshooter from downtown – shot over 40% from three 18 times as a freshman.
- Posted a career-high 25 points vs. Florida State on March 4, 2023.
- Guided Edmond Memorial to three state tournaments.
- Two-time all-state selection and COAC Offensive Player of the Year that averaged 17.6 points a game as a senior.
- Rated the 165th-best prospect in the 2021 class on 247Sports.
- Tabbed the second-best player in the state of Oklahoma and the 25th-best point guard nationally, according to 247Sports.
- Chose the Hokies over Minnesota and Oklahoma State.
- One of Dominic and Bernadette Pedulla's nine children. His siblings JJ, Edmund and Claire won state championships in high school basketball, while Brendan won a state championship in rugby.

## 2023-24 GAME-BY-GAME STATS

Opponent	Date	GS	MIN	Total		3-Pointers		Free throws		Rebounds				PF	A	TO	BLK	STL	PTS	AVG	
				FG-FGA	PCT	3FG-3FGA	PCT	FT-FTA	PCT	OFF	DEF	TOT	AVG								
Coppin St.	11/06/2023	*	26:16	5-11	.455	3-7	.429	2-2	1.000	1	3	4	4.0	2	10	2	0	2	15	15.0	
vs South Carolina	11/10/2023	*	38:29	7-13	.538	3-6	.500	9-11	.818	1	8	9	6.5	1	5	2	0	1	26	20.5	
Campbell	11/15/2023	*	25:50	2-9	.222	0-3	.000	1-2	.500	0	2	2	5.0	4	5	1	0	2	5	15.3	
Wofford	11/19/2023	*	23:01	9-16	.563	0-0	.000	1-2	.500	1	4	5	5.0	2	2	1	0	0	19	16.3	
vs Boise St.	11/23/2023	*	36:08	5-16	.313	1-3	.333	7-8	.875	0	6	6	5.2	1	7	3	0	2	18	16.6	
vs Iowa St.	11/24/2023	*	32:56	5-9	.556	5-7	.714	2-2	1.000	0	4	4	5.0	2	6	5	0	1	17	16.7	
vs Fla. Atlantic	11/26/2023	*	27:02	5-16	.313	0-4	.000	1-1	1.000	0	1	1	4.4	2	1	2	0	0	11	15.9	
at Auburn	11/29/2023	*	27:42	0-9	.000	0-2	.000	4-6	.667	1	1	2	4.1	1	1	7	0	1	4	14.4	
Louisville	12/03/2023	*	26:19	2-6	.333	0-3	.000	4-6	.667	1	4	5	4.2	4	4	4	0	0	8	13.7	
Vermont	12/16/2023	*	16:21	2-5	.400	1-4	.250	2-2	1.000	0	2	2	4.0	1	1	0	0	0	7	13.0	
at Wake Forest	12/30/2023	*	19:26	2-8	.250	1-4	.250	0-0	.000	0	2	2	3.8	2	2	6	0	0	5	12.3	
<b>Totals</b>			<b>11</b>	<b>299:30</b>	<b>44-118</b>	<b>.373</b>	<b>14-43</b>	<b>.326</b>	<b>33-42</b>	<b>.786</b>	<b>5</b>	<b>37</b>	<b>42</b>	<b>3.8</b>	<b>22</b>	<b>44</b>	<b>33</b>	<b>0</b>	<b>9</b>	<b>135</b>	<b>12.3</b>

### Player Averages

Games Played	Minutes/game	Points/game	FG Pct	3FG Pct	FT Pct	Rebounds/game	Assists/game	Turnovers/game	Assist/Turnover ratio	Steals/game	Blocks/game
11	27.2	12.3	37.3	32.6	78.6	3.8	4.0	3.0	1.3	0.8	0.0

## PRODUCTION TRACKER

	This Season	Career
Scored 10+ Points	6	42
Scored 20+ Points	1	8
Led Tech in Scoring	3	18
Made 3+ 3FGs	3	15
Led Tech in 3FGM	3	13
Shot over 40% from 3	3	36
Had a Double-Double	1	1
Had Multiple Assists	8	53
Had Multiple Steals	3	19



# 4 MEKHI LONG

**GRADUATE STUDENT** Forward | 6-7 | 200 | Leadership  
Bryans Road, Md. | Old Dominion



## SEASON/CAREER BESTS

### POINTS

Season 6 (4x), last vs. Valparaiso (12/9/23)  
Career 25 vs. UMEs (11/7/22)

### REBOUNDS

Season 9 vs. FAU (11/26/23)  
Career 19 at Coastal Carolina (1/28/23)

### ASSISTS

Season 3 vs. Coppin State (11/6/23)  
Career 4 (3x), last vs. Va. Wesleyan (11/14/22)

### BLOCKS

Season 1 at Wake Forest (12/30/23)  
Career 4 vs. Longwood (1/26/21)

### STEALS

Season 2 (3x), last vs. Louisville (12/3/23)  
Career 5 vs. UAB (2/13/22)

### MINUTES

Season 27 vs. Louisville (12/3/23)  
Career 42 at Georgia Southern (1/7/23)

### FIELD GOALS MADE

Season 3 (2x), last vs. Valparaiso (12/9/23)  
Career 7 (3x), last at Coastal Carolina (1/28/23)

### FIELD GOALS ATTEMPTED

Season 5 (4x), last vs. Vermont (12/16/23)  
Career 14 at App State (2/18/23)

### 3-PT. FIELD GOALS MADE

Season -  
Career 3 (3x), last vs. Gardner-Webb (12/10/22)

### 3-PT. FIELD GOALS ATTEMPTED

Season 2 (2x), last vs. Iowa State (11/24/23)  
Career 6 vs. James Madison (2/2/23)

### FREE THROWS MADE

Season 3 at Auburn (11/29/23)  
Career 10 vs. UMEs (11/7/22)

### FREE THROWS ATTEMPTED

Season 5 at Auburn (11/29/23)  
Career 11 at Georgia Southern (1/7/23)

- Versatile wing who has a knack for rebounding.
- Led the Sun Belt in double-doubles last season with 11.
- Averaged 10.7 points and 8.7 rebounds per game at ODU in 2022-23.
- Totaled 10 points and 11 rebounds against the Hokies in the Charleston Classic.

## 2023-24 GAME-BY-GAME STATS

Opponent	Date	GS	MIN	Total		3-Pointers		Free throws		Rebounds				PF	A	TO	BLK	STL	PTS	AVG
				FG-FGA	PCT	3FG-3FGA	PCT	FT-FTA	PCT	OFF	DEF	TOT	AVG							
Coppin St.	11/06/2023		22:06	2-4	.500	0-1	.000	2-4	.500	1	3	4	4.0	3	3	0	0	2	6	6.0
vs South Carolina	11/10/2023		22:51	3-5	.600	0-0	.000	0-1	.000	1	0	1	2.5	3	2	0	0	2	6	6.0
Campbell	11/15/2023		13:05	0-2	.000	0-0	.000	1-2	.500	1	1	2	2.3	2	0	1	0	0	1	4.3
Wofford	11/19/2023		18:08	2-5	.400	0-2	.000	2-2	1.000	0	3	3	2.5	5	1	2	0	1	6	4.8
vs Boise St.	11/23/2023		11:55	2-2	1.000	0-0	.000	0-0	.000	1	4	5	3.0	3	1	1	0	0	4	4.6
vs Iowa St.	11/24/2023		23:59	1-4	.250	0-2	.000	2-2	1.000	1	7	8	3.8	2	1	2	0	0	4	4.5
vs Fla. Atlantic	11/26/2023		22:59	1-5	.200	0-0	.000	0-0	.000	2	7	9	4.6	2	1	2	0	0	2	4.1
at Auburn	11/29/2023		18:23	1-2	.500	0-0	.000	3-5	.600	3	4	7	4.9	5	0	2	0	0	5	4.3
Louisville	12/03/2023		27:20	1-3	.333	0-1	.000	2-4	.500	2	6	8	5.2	0	1	1	0	2	4	4.2
Valparaiso	12/09/2023	*	20:50	3-4	.750	0-0	.000	0-2	.000	4	2	6	5.3	1	2	2	0	1	6	4.4
Vermont	12/16/2023	*	15:45	1-5	.200	0-1	.000	0-0	.000	1	6	7	5.5	4	1	0	0	0	2	4.2
American	12/21/2023	*	19:23	1-1	1.000	0-0	.000	0-0	.000	0	4	4	5.3	1	2	1	0	0	2	4.0
at Wake Forest	12/30/2023	*	18:58	2-3	.667	0-1	.000	1-4	.250	2	3	5	5.3	2	0	2	1	0	5	4.1
<b>Totals</b>			<b>4 255:43</b>	<b>20-45</b>	<b>.444</b>	<b>0-8</b>	<b>.000</b>	<b>13-26</b>	<b>.500</b>	<b>19</b>	<b>50</b>	<b>69</b>	<b>5.3</b>	<b>33</b>	<b>15</b>	<b>16</b>	<b>1</b>	<b>8</b>	<b>53</b>	<b>4.1</b>

## Player Averages

Games Played	Minutes/game	Points/game	FG Pct	3FG Pct	FT Pct	Rebounds/game	Assists/game	Turnovers/game	Assist/Turnover ratio	Steals/game	Blocks/game
13	19.7	4.1	44.4	0.0	50.0	5.3	1.2	1.2	0.9	0.6	0.1

## PRODUCTION TRACKER

	This Season	Career
Scored 10+ Points	-	29
Led Tech in Scoring	-	-
Had 10+ Rebounds	-	19
Led Tech in Rebounding	5	5
Had a Double-Double	-	13
Had Multiple Blocks	-	12
Led Tech in Blocks	-	-
Shot over 50% from the floor	7	31
Shot 5+ Free Throws	1	13



## CAREER STATS

SEASON	TEAM	GP-GS	MIN/AVG	FG-FGA	FG%	3FG-3FGA	3FG%	FT-FTA	FT%	OFF	DEF	TOT	AVG	PF-FO	A	TO	BLK	STL	PTS	AVG
2019-20	URI	30-1	395/13.2	31-93	.333	7-24	.292	23-42	.548	28	41	69	2.3	55-2	5	20	7	21	92	3.1
2020-21	ODU	19-3	329/17.3	31-79	.392	7-25	.280	20-31	.645	20	44	64	3.4	28-0	12	9	5	13	89	4.7
2021-22	ODU	32-31	1046/32.7	89-207	.430	9-36	.250	77-118	.653	78	141	219	6.8	83-3	46	46	25	52	264	8.3
2022-23	ODU	30-29	981/32.7	106-242	.438	28-78	.359	82-124	.661	73	188	261	8.7	78-1	38	50	16	46	322	10.7
2023-24	VT	13-4	256/19.7	20-45	.444	0-8	.000	13-26	.500	19	50	69	5.3	33-2	15	16	1	8	53	4.1
<b>TOTAL FOR VT</b>		<b>13-4</b>	<b>256/19.7</b>	<b>20-45</b>	<b>.444</b>	<b>0-8</b>	<b>.000</b>	<b>13-26</b>	<b>.500</b>	<b>19</b>	<b>50</b>	<b>69</b>	<b>5.3</b>	<b>33-2</b>	<b>15</b>	<b>16</b>	<b>1</b>	<b>8</b>	<b>53</b>	<b>4.1</b>
<b>TOTAL</b>		<b>124-68</b>	<b>3006/24.2</b>	<b>277-666</b>	<b>.416</b>	<b>51-171</b>	<b>.298</b>	<b>215-341</b>	<b>.630</b>	<b>218</b>	<b>464</b>	<b>682</b>	<b>5.5</b>	<b>277-8</b>	<b>116</b>	<b>141</b>	<b>54</b>	<b>140</b>	<b>820</b>	<b>6.6</b>



# 5 PATRICK WESSLER

R-FRESHMAN Center | 7-0 | 245 | Marketing Management  
 Matthews, North Carolina | Combine Academy



## SEASON/CAREER BESTS

### POINTS

Season 4 vs. American (12/21/23)  
 Career 4 vs. American (12/21/23)

### REBOUNDS

Season 2 (3x), last vs. American (12/21/23)  
 Career 2 (3x), last vs. American (12/21/23)

### ASSISTS

Season 1 vs. FAU (11/26/23)  
 Career 1 vs. FAU (11/26/23)

### BLOCKS

Season 1 (3x), last at Wake Forest (12/30/23)  
 Career 1 (3x), last at Wake Forest (12/30/23)

### STEALS

Season -  
 Career -

### MINUTES

Season 7 vs. American (12/21/23)  
 Career 7 vs. American (12/21/23)

### FIELD GOALS MADE

Season 2 vs. American (12/21/23)  
 Career 2 vs. American (12/21/23)

### FIELD GOALS ATTEMPTED

Season 3 vs. American (12/21/23)  
 Career 3 vs. American (12/21/23)

### 3-PT. FIELD GOALS MADE

Season -  
 Career -

### 3-PT. FIELD GOALS ATTEMPTED

Season 1 at Wake Forest (12/30/23)  
 Career 1 at Wake Forest (12/30/23)

### FREE THROWS MADE

Season 1 (2x), last vs. Vermont (12/16/23)  
 Career 1 (2x), last vs. Vermont (12/16/23)

### FREE THROWS ATTEMPTED

Season 2 (2x), last vs. Vermont (12/16/23)  
 Career 2 (2x), last vs. Vermont (12/16/23)

## CAREER STATS

SEASON	TEAM	GP-GS	MIN/AVG	FG-FGA	FG%	3FG-3FGA	3FG%	FT-FTA	FT%	OFF	DEF	TOT	AVG	PF-FO	A	TO	BLK	STL	PTS	AVG
2023-24	VT	6-0	22/3.6	3-8	.375	0-1	.000	2-4	.500	2	6	8	1.3	2-0	1	0	3	0	8	1.3
<b>TOTAL</b>		<b>6-0</b>	<b>22/3.6</b>	<b>3-8</b>	<b>.375</b>	<b>0-1</b>	<b>.000</b>	<b>2-4</b>	<b>.500</b>	<b>2</b>	<b>6</b>	<b>8</b>	<b>1.3</b>	<b>2-0</b>	<b>1</b>	<b>0</b>	<b>3</b>	<b>0</b>	<b>8</b>	<b>1.3</b>

- Has made great strides in his conditioning. *Last name pronounced: WES-ler*
- Redshirted the 2022-23 season.
- Invited to the Allen Iverson 24K Showcase game in Memphis.
- Played his final two seasons at Combine Academy where he guided the program to a state championship in 2021-22.
- Averaged 18 points, 14 rebounds and 2.3 blocks as a senior, while Combine ended the season ranked No. 20 in the country with a 25-5 record.
- Named 2020-21 HoopState Network Sixth Man of the Year.
- Played his freshman and sophomore seasons at David W. Butler High School in Matthews, N.C.
- Southwestern 4A Conference Player of the Year.
- Competed for CC Elite on the AAU circuit.
- Rated the 148th-best prospect in the 2022 class by 247Sports; Tabbed the third-best player in the state of North Carolina and the 24th-best center nationally, according to 247Sports.
- Chose the Hokies over Providence, Southern Cal, NC State and Ole Miss.

## 2023-24 GAME-BY-GAME STATS

Opponent	Date	GS	MIN	Total		3-Pointers		Free throws		Rebounds				PF A TO BLK STL PTS AVG						
				FG-FGA	PCT	3FG-3FGA	PCT	FT-FTA	PCT	OFF	DEF	TOT	AVG	PF	A	TO	BLK	STL	PTS	AVG
vs Fla. Atlantic at Auburn	11/26/2023		01:46	0-0	.000	0-0	.000	1-2	.500	0	1	1	1.0	0	1	0	0	0	1	1.0
Valparaiso	11/29/2023		01:32	0-1	.000	0-0	.000	0-0	.000	0	1	1	1.0	0	0	0	0	0	0	0.5
Vermont	12/09/2023		01:51	0-1	.000	0-0	.000	0-0	.000	1	1	2	1.3	0	0	0	0	0	0	0.3
American	12/16/2023		05:49	1-2	.500	0-0	.000	1-2	.500	0	2	2	1.5	0	0	0	1	0	3	1.0
at Wake Forest	12/21/2023		06:53	2-3	.667	0-0	.000	0-0	.000	1	1	2	1.6	1	0	0	1	0	4	1.6
	12/30/2023		03:57	0-1	.000	0-1	.000	0-0	.000	0	0	0	1.3	1	0	0	1	0	0	1.3
<b>Totals</b>		<b>0</b>	<b>21:48</b>	<b>3-8</b>	<b>.375</b>	<b>0-1</b>	<b>.000</b>	<b>2-4</b>	<b>.500</b>	<b>2</b>	<b>6</b>	<b>8</b>	<b>1.3</b>	<b>2</b>	<b>1</b>	<b>0</b>	<b>3</b>	<b>0</b>	<b>8</b>	<b>1.3</b>

## Player Averages

Games Played	Minutes/game	Points/game	FG Pct	3FG Pct	FT Pct	Rebounds/game	Assists/game	Turnovers/game	Assist/Turnover ratio	Steals/game	Blocks/game
6	3.6	1.3	37.5	0.0	50.0	1.3	0.2	0.0	1.0	0.0	0.5

## PRODUCTION TRACKER

	This Season
Scored 10+ Points	-
Had 5+ Rebounds	-
Had Multiple Blocks	-
Led Tech in Blocks	1
Had Multiple Steals	-
Shot over 50% from the floor	2
Played 10+ Minutes	-
Shot 5+ Free Throws	-
Had Multiple Dunks	-



# 10 BRANDON RECHSTEINER

FRESHMAN Guard | 6-1 | 185 | Business  
Acworth, Georgia | Etowah



## SEASON/CAREER BESTS

### POINTS

Season 12 vs. Coppin State (11/6/23)  
Career 12 vs. Coppin State (11/6/23)

### REBOUNDS

Season 4 at Wake Forest (12/30/23)  
Career 4 at Wake Forest (12/30/23)

### ASSISTS

Season 11 vs. American (12/21/23)  
Career 11 vs. American (12/21/23)

### BLOCKS

Season -  
Career -

### STEALS

Season 1 (3x), last vs. Vermont (12/16/23)  
Career 1 (3x), last vs. Vermont (12/16/23)

### MINUTES

Season 30 vs. American (12/21/23)  
Career 30 vs. American (12/21/23)

### FIELD GOALS MADE

Season 3 vs. Coppin State (11/6/23)  
Career 3 vs. Coppin State (11/6/23)

### FIELD GOALS ATTEMPTED

Season 6 vs. Valparaiso (12/9/23)  
Career 6 vs. Valparaiso (12/9/23)

### 3-PT. FIELD GOALS MADE

Season 2 (2x), last vs. Wofford (11/19/23)  
Career 2 (2x), last vs. Wofford (11/19/23)

### 3-PT. FIELD GOALS ATTEMPTED

Season 6 vs. Valparaiso (12/9/23)  
Career 6 vs. Valparaiso (12/9/23)

### FREE THROWS MADE

Season 4 vs. Coppin State (11/6/23)  
Career 4 vs. Coppin State (11/6/23)

### FREE THROWS ATTEMPTED

Season 4 vs. Coppin State (11/6/23)  
Career 4 vs. Coppin State (11/6/23)

## CAREER STATS

SEASON	TEAM	GP-GS	MIN/AVG	FG-FGA	FG%	3FG-3FGA	3FG%	FT-FTA	FT%	OFF	DEF	TOT	AVG	PF-FO	A	TO	BLK	STL	PTS	AVG
2023-24	VT	13-2	181/13.9	13-32	.406	7-23	.304	6-8	.750	2	10	12	0.9	11-0	30	10	0	3	39	3.0
<b>TOTAL</b>		<b>13-2</b>	<b>181/13.9</b>	<b>13-32</b>	<b>.406</b>	<b>7-23</b>	<b>.304</b>	<b>6-8</b>	<b>.750</b>	<b>2</b>	<b>10</b>	<b>12</b>	<b>0.9</b>	<b>11-0</b>	<b>30</b>	<b>10</b>	<b>0</b>	<b>3</b>	<b>39</b>	<b>3.0</b>

- Wakes up at 4:50 a.m. almost every day
- Sharpshooter who should flourish on the offensive side in Coach Young's system.
- A four-year letterwinner at Etowah where he was coached by Jason Dasinger
- All-state and team captain as a junior and senior.
- Averaged 18 points, 5.3 rebounds, 5.1 assists and 2.8 steals per game as a senior, guiding Etowah to the GHSA Class 6A Final Four.
- GACA/GBCA 6A North Player of the Year.
- Reached 1,000 career points on Jan. 14, 2023.
- Consensus four-star recruit.
- Rated the 87th-best prospect in the 2023 class on 247Sports.
- Tabbed the second-best point guard in the state of Georgia and the 15th-best point guard nationally, according to 247Sports.
- Chose the Hokies over Gonzaga, Tennessee, Miami (Fla.), LSU, Xavier, Clemson and Notre Dame.
- Father, Scott, is a professional wrestler; goes by Scott Steiner and Big Poppa Pump.
- Brother, Brock, is a wide receiver for Jacksonville State.

*Last name pronounced: WRECK-stine-er*

## 2023-24 GAME-BY-GAME STATS

Opponent	Date	GS	MIN	Total		3-Pointers		Free throws		Rebounds				PF	A	TO	BLK	STL	PTS	AVG
				FG-FGA	PCT	3FG-3FGA	PCT	FT-FTA	PCT	OFF	DEF	TOT	AVG							
Coppin St.	11/06/2023		11:24	3-4	.750	2-3	.667	4-4	1.000	1	1	2	2.0	0	3	0	0	1	12	12.0
vs South Carolina	11/10/2023		01:31	0-1	.000	0-1	.000	0-0	.000	0	0	0	1.0	0	0	0	0	0	6.0	
Campbell	11/15/2023		14:10	0-1	.000	0-0	.000	0-0	.000	0	0	0	0.7	1	2	0	0	0	4.0	
Wofford	11/19/2023		15:32	2-4	.500	2-4	.500	0-0	.000	0	1	1	0.8	0	2	0	0	6	4.5	
vs Boise St.	11/23/2023		03:52	0-0	.000	0-0	.000	0-0	.000	0	1	1	0.8	0	0	0	0	0	3.6	
vs Iowa St.	11/24/2023		07:04	0-1	.000	0-1	.000	0-0	.000	0	0	0	0.7	1	1	0	0	0	3.0	
vs Fla. Atlantic	11/26/2023		09:14	1-2	.500	1-1	1.000	0-1	.000	0	0	0	0.6	1	1	1	0	3	3.0	
at Auburn	11/29/2023		12:18	1-2	.500	0-1	.000	0-0	.000	1	0	1	0.6	2	2	1	0	2	2.9	
Louisville	12/03/2023		03:31	0-0	.000	0-0	.000	0-0	.000	0	0	0	0.6	0	1	0	0	0	2.6	
Valparaiso	12/09/2023	*	27:57	1-6	.167	1-6	.167	2-2	1.000	0	1	1	0.6	1	3	3	0	1	5	2.8
Vermont	12/16/2023		23:39	2-4	.500	1-3	.333	0-0	.000	0	2	2	0.7	2	3	0	0	1	5	3.0
American	12/21/2023	*	30:22	1-4	.250	0-2	.000	0-1	.000	0	0	0	0.7	2	11	2	0	0	2	2.9
at Wake Forest	12/30/2023		20:34	2-3	.667	0-1	.000	0-0	.000	0	4	4	0.9	1	1	3	0	0	4	3.0
<b>Totals</b>			<b>2 181:09</b>	<b>13-32</b>	<b>.406</b>	<b>7-23</b>	<b>.304</b>	<b>6-8</b>	<b>.750</b>	<b>2</b>	<b>10</b>	<b>12</b>	<b>0.9</b>	<b>11</b>	<b>30</b>	<b>10</b>	<b>0</b>	<b>3</b>	<b>39</b>	<b>3.0</b>

## Player Averages

Games Played	Minutes/game	Points/game	FG Pct	3FG Pct	FT Pct	Rebounds/game	Assists/game	Turnovers/game	Assist/Turnover ratio	Steals/game	Blocks/game
13	13.9	3.0	40.6	30.4	75.0	0.9	2.3	0.8	3.0	0.2	0.0

## PRODUCTION TRACKER

	This Season
Scored 10+ Points	1
Made Multiple 3FGs	2
Made 3+ 3FGs	-
Led Tech in 3FGM	1
Shot over 40% from 3	3
Played 10+ Minutes	8
Had Multiple Assists	7
Led Tech in Assists	5
Had Multiple Steals	-



# 11 JOHN CAMDEN

**R-SOPHOMORE** Forward | 6-8 | 220 | Business Management  
 Downingtown, Pennsylvania | Memphis



- Will be a versatile wing for Coach Young, who can play the 3 and the 4.
- Transferred from Memphis; battled a right foot injury most of freshman season.
- Chose the Hokies over LSU during the transfer process.
- Played senior season at Brewster Academy in Wolfeboro, N.H.
- Was rated a four-star recruit and the 90th-ranked player in the nation by Rivals.
- Averaged 15.8 points per game as a junior at Archbishop Carroll (Pa.) in 2019-20.
- Father, Tex, graduated from Virginia Tech in 1993.
- Sisters, Meg and Heather, played lacrosse at Ohio State and Drexel, respectively.
- Other older sister, Anna, plays basketball at Richmond.

## SEASON/CAREER BESTS

### POINTS

Season 9 at Auburn (11/29/23)  
 Career 9 at Auburn (11/29/23)

### REBOUNDS

Season 6 at Auburn (11/29/23)  
 Career 6 (2x), last at Auburn (11/29/23)

### ASSISTS

Season 1 at Auburn (11/29/23)  
 Career 3 vs. Syracuse (1/28/23)

### BLOCKS

Season -  
 Career 1 (2x), last at Virginia (1/18/23)

### STEALS

Season 1 at Auburn (11/29/23)  
 Career 1 at Auburn (11/29/23)

### MINUTES

Season 15 at Auburn (11/29/23)  
 Career 27 vs. Syracuse (1/28/23)

### FIELD GOALS MADE

Season 2 at Auburn (11/29/23)  
 Career 3 vs. Syracuse (1/28/23)

### FIELD GOALS ATTEMPTED

Season 4 at Auburn (11/29/23)  
 Career 8 vs. Syracuse (1/28/23)

### 3-PT. FIELD GOALS MADE

Season 2 at Auburn (11/29/23)  
 Career 2 (2x), last at Auburn (11/29/23)

### 3-PT. FIELD GOALS ATTEMPTED

Season 3 (2x), last vs. Vermont (12/16/23)  
 Career 5 vs. Syracuse (1/28/23)

### FREE THROWS MADE

Season 3 at Auburn (11/29/23)  
 Career 3 (2x), last at Auburn (11/29/23)

### FREE THROWS ATTEMPTED

Season 5 at Auburn (11/29/23)  
 Career 5 (2x), last at Auburn (11/29/23)

## 2023-24 GAME-BY-GAME STATS

Opponent	Date	GS	MIN	Total		3-Pointers		Free throws		Rebounds			PF	A	TO	BLK	STL	PTS	AVG	
				FG-FGA	PCT	3FG-3FGA	PCT	FT-FTA	PCT	OFF	DEF	TOT								AVG
Coppin St.	11/06/2023		05:36	1-2	.500	1-1	1.000	0-0	.000	0	2	2	2.0	0	0	1	0	0	3	3.0
Wofford	11/19/2023		03:13	1-2	.500	1-2	.500	0-0	.000	0	1	1	1.5	0	0	0	0	0	3	3.0
vs Fla. Atlantic	11/26/2023		04:29	1-2	.500	1-1	1.000	0-0	.000	0	0	0	1.0	0	0	1	0	0	3	3.0
at Auburn	11/29/2023		15:01	2-4	.500	2-3	.667	3-5	.600	2	4	6	2.3	2	1	1	0	1	9	4.5
Valparaiso	12/09/2023		02:32	0-2	.000	0-1	.000	0-0	.000	2	0	2	2.2	1	0	0	0	0	0	3.6
Vermont	12/16/2023		13:51	1-3	.333	1-3	.333	0-0	.000	0	2	2	2.2	0	0	1	0	0	3	3.5
American	12/21/2023		05:34	0-1	.000	0-1	.000	0-0	.000	0	0	0	1.9	0	0	1	0	0	0	3.0
<b>Totals</b>		<b>0</b>	<b>50:16</b>	<b>6-16</b>	<b>.375</b>	<b>6-12</b>	<b>.500</b>	<b>3-5</b>	<b>.600</b>	<b>4</b>	<b>9</b>	<b>13</b>	<b>1.9</b>	<b>3</b>	<b>1</b>	<b>5</b>	<b>0</b>	<b>1</b>	<b>21</b>	<b>3.0</b>

## Player Averages

Games Played	Minutes/game	Points/game	FG Pct	3FG Pct	FT Pct	Rebounds/game	Assists/game	Turnovers/game	Assist/Turnover ratio	Steals/game	Blocks/game
7	7.2	3.0	37.5	50.0	60.0	1.9	0.1	0.7	0.2	0.1	0.0

## PRODUCTION TRACKER

	This Season	Career
Scored 5+ Points	1	4
Scored 10+ Points	-	-
Made Multiple 3FGs	1	2
Made 3+ 3FGs	-	-
Led Tech in 3FGM	1	1
Shot over 40% from 3	4	7
Played 5+ Minutes	4	16
Had Multiple Assists	-	1
Had Multiple Steals	-	-



## CAREER STATS

SEASON	TEAM	GP-GS	MIN/AVG	FG-FGA	FG%	3FG-3FGA	3FG%	FT-FTA	FT%	OFF	DEF	TOT	AVG	PF	FO	A	TO	BLK	STL	PTS	AVG
2021-22	Mem	1-0	2/1.7	0-0	.000	0-0	.000	0-0	.000	0	1	1	1.0	0-0	0	0	0	0	0	0	0.0
2022-23	VT	23-0	183/8.0	9-36	.250	6-26	.231	5-9	.556	6	16	22	1.0	17-0	4	2	2	0	29	1.3	
2023-24	VT	7-0	50/7.2	6-16	.375	6-12	.500	3-5	.600	4	9	13	1.9	3-0	1	5	0	1	21	3.0	
<b>TOTAL FOR VT</b>		<b>30-0</b>	<b>233/7.8</b>	<b>15-52</b>	<b>.288</b>	<b>12-38</b>	<b>.316</b>	<b>8-14</b>	<b>.571</b>	<b>10</b>	<b>25</b>	<b>35</b>	<b>1.2</b>	<b>20-0</b>	<b>5</b>	<b>7</b>	<b>2</b>	<b>1</b>	<b>50</b>	<b>1.7</b>	
<b>TOTAL</b>		<b>31-0</b>	<b>235/7.6</b>	<b>15-52</b>	<b>.288</b>	<b>12-38</b>	<b>.316</b>	<b>8-14</b>	<b>.571</b>	<b>10</b>	<b>26</b>	<b>36</b>	<b>1.2</b>	<b>20-0</b>	<b>5</b>	<b>7</b>	<b>2</b>	<b>1</b>	<b>50</b>	<b>1.6</b>	

# 13 JAYDON YOUNG

**FRESHMAN** Guard | 6-4 | 205 | Sports Media and Analytics  
 Goldsboro, North Carolina | Greensboro Day



## SEASON/CAREER BESTS

### POINTS

Season 9 at Auburn (11/29/23)  
 Career 9 at Auburn (11/29/23)

### REBOUNDS

Season 3 vs. Valparaiso (12/9/23)  
 Career 3 vs. Valparaiso (12/9/23)

### ASSISTS

Season 5 vs. Coppin State (11/6/23)  
 Career 5 vs. Coppin State (11/6/23)

### BLOCKS

Season -  
 Career -

### STEALS

Season 2 vs. Coppin State (11/6/23)  
 Career 2 vs. Coppin State (11/6/23)

### MINUTES

Season 24 at Auburn (11/29/23)  
 Career 24 at Auburn (11/29/23)

### FIELD GOALS MADE

Season 3 at Auburn (11/29/23)  
 Career 3 at Auburn (11/29/23)

### FIELD GOALS ATTEMPTED

Season 6 at Auburn (11/29/23)  
 Career 6 at Auburn (11/29/23)

### 3-PT. FIELD GOALS MADE

Season 3 at Auburn (11/29/23)  
 Career 3 at Auburn (11/29/23)

### 3-PT. FIELD GOALS ATTEMPTED

Season 4 at Auburn (11/29/23)  
 Career 4 at Auburn (11/29/23)

### FREE THROWS MADE

Season 2 vs. Coppin State (11/6/23)  
 Career 2 vs. Coppin State (11/6/23)

### FREE THROWS ATTEMPTED

Season 2 vs. Coppin State (11/6/23)  
 Career 2 vs. Coppin State (11/6/23)

## CAREER STATS

SEASON	TEAM	GP-GS	MIN/AVG	FG-FGA	FG%	3FG-3FGA	3FG%	FT-FTA	FT%	OFF	DEF	TOT	AVG	PF-FO	A	TO	BLK	STL	PTS	AVG
2023-24	VT	11-0	105/9.5	7-23	.304	7-16	.438	2-2	1.000	0	9	9	0.8	4-0	12	4	0	4	23	2.1
<b>TOTAL</b>		<b>11-0</b>	<b>105/9.5</b>	<b>7-23</b>	<b>.304</b>	<b>7-16</b>	<b>.438</b>	<b>2-2</b>	<b>1.000</b>	<b>0</b>	<b>9</b>	<b>9</b>	<b>0.8</b>	<b>4-0</b>	<b>12</b>	<b>4</b>	<b>0</b>	<b>4</b>	<b>23</b>	<b>2.1</b>

- A four-year letterwinner at Greensboro Day under the winningest coach in North Carolina basketball history, Freddy Johnson.
- Three-time all-state, four-time all-conference and three-time conference player of the year.
- Eclipsed 2,000 career points in November 2022.
- Guided Greensboro Day to its 12th NCISAA state title as a senior.
- Four-star recruit according to ESPN.
- Rated the eighth-best player in the state of North Carolina, according to 247Sports.
- Chose the Hokies over Clemson, Virginia, Pitt, NC State and North Carolina A&T.
- Father, Victor, played college basketball at Mount Olive, advancing to the Elite 8 in 2005; played professionally overseas as well.

## 2023-24 GAME-BY-GAME STATS

Opponent	Date	GS	MIN	Total		3-Pointers		Free throws		Rebounds				PF	A	TO	BLK	STL	PTS	AVG
				FG-FGA	PCT	3FG-3FGA	PCT	FT-FTA	PCT	OFF	DEF	TOT	AVG							
Coppin St.	11/06/2023		13:39	2-4	.500	2-3	.667	2-2	1.000	0	2	2	2.0	0	5	1	0	2	8	8.0
Campbell	11/15/2023		12:15	0-4	.000	0-2	.000	0-0	.000	0	0	0	1.0	0	1	0	0	0	0	4.0
Wofford	11/19/2023		03:57	0-1	.000	0-1	.000	0-0	.000	0	1	1	1.0	1	1	0	0	0	2.7	
vs Boise St.	11/23/2023		03:09	0-0	.000	0-0	.000	0-0	.000	0	0	0	0.8	0	0	0	0	0	2.0	
vs Fla. Atlantic	11/26/2023		05:32	0-1	.000	0-1	.000	0-0	.000	0	0	0	0.6	1	1	1	0	0	1.6	
at Auburn	11/29/2023		24:22	3-6	.500	3-4	.750	0-0	.000	0	1	1	0.7	1	1	1	0	1	9.28	
Louisville	12/03/2023		03:06	0-0	.000	0-0	.000	0-0	.000	0	0	0	0.6	0	0	0	0	0	2.4	
Valparaiso	12/09/2023		11:17	0-2	.000	0-1	.000	0-0	.000	0	3	3	0.9	1	0	1	0	1	2.1	
Vermont	12/16/2023		18:44	2-4	.500	2-3	.667	0-0	.000	0	1	1	0.9	0	1	0	0	6	2.6	
American	12/21/2023		05:08	0-1	.000	0-1	.000	0-0	.000	0	0	0	0.8	0	1	0	0	0	2.3	
at Wake Forest	12/30/2023		03:40	0-0	.000	0-0	.000	0-0	.000	0	1	1	0.8	0	1	0	0	0	2.1	
<b>Totals</b>		<b>0</b>	<b>104:49</b>	<b>7-23</b>	<b>.304</b>	<b>7-16</b>	<b>.438</b>	<b>2-2</b>	<b>1.000</b>	<b>0</b>	<b>9</b>	<b>9</b>	<b>0.8</b>	<b>4</b>	<b>12</b>	<b>4</b>	<b>0</b>	<b>4</b>	<b>23</b>	<b>2.1</b>

### Player Averages

Games Played	Minutes/game	Points/game	FG Pct	3FG Pct	FT Pct	Rebounds/game	Assists/game	Turnovers/game	Assist/Turnover ratio	Steals/game	Blocks/game
11	9.5	2.1	30.4	43.8	100.0	0.8	1.1	0.4	3.0	0.4	0.0

## PRODUCTION TRACKER

	This Season
Scored 10+ Points	-
Made Multiple 3FGs	3
Made 3+ 3FGs	1
Led Tech in 3FGM	2
Shot over 40% from 3	3
Played 10+ Minutes	5
Had Multiple Assists	1
Led Tech in Assists	1
Had Multiple Steals	1



# 15 LYNN KIDD

SENIOR Center | 6-10 | 235 | Sociology  
Gainesville, Florida | Clemson



## SEASON/CAREER BESTS

### POINTS

Season 31 vs. American (12/21/23)  
Career 31 vs. American (12/21/23)

### REBOUNDS

Season 15 vs. Campbell (11/15/23)  
Career 15 vs. Campbell (11/15/23)

### ASSISTS

Season 3 (2x), last at Wake Forest (12/30/23)  
Career 3 (3x), last at Wake Forest (12/30/23)

### BLOCKS

Season 2 vs. American (12/21/23)  
Career 2 (5x), last vs. American (12/21/23)

### STEALS

Season 2 (2x), last at Auburn (11/29/23)  
Career 2 (3x), last at Auburn (11/29/23)

### MINUTES

Season 29 (2x), last at Wake Forest (12/30/23)  
Career 29 (2x), last at Wake Forest (12/30/23)

### FIELD GOALS MADE

Season 14 vs. American (12/21/23)  
Career 14 vs. American (12/21/23)

### FIELD GOALS ATTEMPTED

Season 15 (2x), last at Wake Forest (12/30/23)  
Career 15 (2x), last at Wake Forest (12/30/23)

### 3-PT. FIELD GOALS MADE

Season -  
Career -

### 3-PT. FIELD GOALS ATTEMPTED

Season -  
Career -

### FREE THROWS MADE

Season 9 vs. Vermont (12/16/23)  
Career 9 vs. Vermont (12/16/23)

### FREE THROWS ATTEMPTED

Season 11 vs. Vermont (12/16/23)  
Career 11 vs. Vermont (12/16/23)

- Has had two terrific summers of offseason development.
- Rebounding continues to be a point of emphasis for him.
- Played in seven games, totaling eight points in 33 minutes of action as a freshman at Clemson.
- Reclassified from the 2021 recruiting class to 2020.
- No. 77 overall prospect on ESPN's Top-100 list of high school juniors; four-star recruit.
- Chose Clemson over Virginia Tech, Miami, Wake Forest, Auburn and Florida during his initial recruitment.

## 2023-24 GAME-BY-GAME STATS

Opponent	Date	GS	MIN	Total			3-Pointers			Free throws		Rebounds				PF	A	TO	BLK	STL	PTS	AVG
				FG-FGA	PCT	3FG-3FGA	PCT	FT-FTA	PCT	OFF	DEF	TOT	AVG									
Coppin St.	11/06/2023	*	22:53	6-6	1.000	0-0	.000	2-5	.400	3	8	11	11.0	1	0	3	1	0	14	14.0		
vs South Carolina	11/10/2023	*	26:28	5-7	.714	0-0	.000	2-2	1.000	1	5	6	8.5	2	2	2	0	2	12	13.0		
Campbell	11/15/2023	*	24:48	9-12	.750	0-0	.000	6-7	.857	5	10	15	10.7	2	1	2	0	0	24	16.7		
Wofford	11/19/2023	*	20:55	6-8	.750	0-0	.000	8-8	1.000	2	5	7	9.8	1	3	0	1	0	20	17.5		
vs Boise St.	11/23/2023	*	28:52	6-8	.750	0-0	.000	7-7	1.000	1	5	6	9.0	2	1	1	0	1	19	17.8		
vs Iowa St.	11/24/2023	*	28:32	5-6	.833	0-0	.000	3-3	1.000	1	3	4	8.2	2	2	3	0	1	13	17.0		
vs Fla. Atlantic	11/26/2023	*	23:02	4-8	.500	0-0	.000	1-2	.500	1	6	7	8.0	1	0	2	0	0	9	15.9		
at Auburn	11/29/2023	*	29:17	2-6	.333	0-0	.000	2-2	1.000	2	5	7	7.9	1	1	2	1	2	6	14.6		
Louisville	12/03/2023	*	24:39	8-13	.615	0-0	.000	3-4	.750	0	4	4	7.4	4	1	1	0	0	19	15.1		
Valparaiso	12/09/2023	*	22:05	4-7	.571	0-0	.000	6-6	1.000	1	5	6	7.3	0	1	1	0	0	14	15.0		
Vermont	12/16/2023	*	23:35	4-7	.571	0-0	.000	9-11	.818	4	7	11	7.6	1	1	3	0	1	17	15.2		
American	12/21/2023	*	23:58	14-15	.933	0-0	.000	3-3	1.000	2	9	11	7.9	1	1	0	2	0	31	16.5		
at Wake Forest	12/30/2023	*	29:20	7-15	.467	0-0	.000	0-0	.000	1	4	5	7.7	3	3	3	0	0	14	16.3		
<b>Totals</b>			<b>13</b>	<b>328:23</b>	<b>80-118</b>	<b>.678</b>	<b>0-0</b>	<b>.000</b>	<b>52-60</b>	<b>.867</b>	<b>24</b>	<b>76</b>	<b>100</b>	<b>7.7</b>	<b>21</b>	<b>17</b>	<b>23</b>	<b>5</b>	<b>7</b>	<b>212</b>	<b>16.3</b>	

## Player Averages

Games Played	Minutes/game	Points/game	FG Pct	3FG Pct	FT Pct	Rebounds/game	Assists/game	Turnovers/game	Assist/Turnover ratio	Steals/game	Blocks/game
13	25.3	16.3	67.8	0.0	86.7	7.7	1.3	1.8	0.7	0.5	0.4

## PRODUCTION TRACKER

	This Season	Career
Scored 10+ Points	11	15
Scored 20+ Points	3	3
Had 10+ Rebounds	4	5
Had Multiple Blocks	1	5
Led Tech in Blocks	3	9
Had Multiple Steals	2	3
Shot over 50% from the floor	11	40
Shot 5+ Free Throws	6	8
Had Multiple Dunks	8	12



## CAREER STATS

SEASON	TEAM	GP-GS	MIN/AVG	FG-FGA	FG%	3FG-3FGA	3FG%	FT-FTA	FT%	OFF	DEF	TOT	AVG	PF-FO	A	TO	BLK	STL	PTS	AVG
2020-21	CU	7-0	32/4.6	2-6	.333	0-0	.000	4-4	1.000	4	3	7	1.0	6-0	1	2	2	0	8	1.1
2021-22	VT	10-0	25/2.5	3-8	.375	0-0	.000	1-1	1.000	6	5	11	1.1	0-0	0	3	2	0	7	0.7
2022-23	VT	34-5	429/12.6	77-116	.664	0-0	.000	17-29	.586	34	82	116	3.4	53-0	21	21	15	9	171	5.0
2023-24	VT	13-13	328/25.3	80-118	.678	0-0	.000	52-60	.867	24	76	100	7.7	21-0	17	23	5	7	212	16.3
<b>TOTAL FOR VT</b>		<b>57-18</b>	<b>782/13.7</b>	<b>160-242</b>	<b>.661</b>	<b>0-0</b>	<b>.000</b>	<b>70-90</b>	<b>.778</b>	<b>64</b>	<b>163</b>	<b>227</b>	<b>4.0</b>	<b>74-0</b>	<b>38</b>	<b>47</b>	<b>22</b>	<b>16</b>	<b>390</b>	<b>6.8</b>
<b>TOTAL</b>		<b>64-18</b>	<b>814/12.7</b>	<b>162-248</b>	<b>.653</b>	<b>0-0</b>	<b>.000</b>	<b>74-94</b>	<b>.787</b>	<b>68</b>	<b>166</b>	<b>234</b>	<b>3.7</b>	<b>80-0</b>	<b>39</b>	<b>49</b>	<b>24</b>	<b>16</b>	<b>398</b>	<b>6.2</b>

# 23 TYLER NICKEL

**SOPHOMORE** Guard | 6-7 | 220 | Sociology  
Harrisonburg, Virginia | North Carolina



## SEASON/CAREER BESTS

### POINTS

Season 14 (2x), last vs. Boise State (11/23/23)  
Career 16 vs. The Citadel (12/13/22)

### REBOUNDS

Season 7 vs. Coppin State (11/6/23)  
Career 3 vs. The Citadel (12/13/22)

### ASSISTS

Season 3 vs. Valparaiso (12/9/23)  
Career 3 vs. Valparaiso (12/9/23)

### BLOCKS

Season 1 (3x), last vs. Louisville (12/3/23)  
Career 1 (6x), last vs. Louisville (12/3/23)

### STEALS

Season 2 vs. Wofford (11/19/23)  
Career 2 (2x), last vs. Wofford (11/19/23)

### MINUTES

Season 32 vs. Boise State (11/23/23)  
Career 32 vs. Boise State (11/23/23)

### FIELD GOALS MADE

Season 5 vs. Boise State (11/23/23)  
Career 5 (2x), last vs. Boise State (11/23/23)

### FIELD GOALS ATTEMPTED

Season 10 vs. Boise State (11/23/23)  
Career 10 (2x), last vs. Boise State (11/23/23)

### 3-PT. FIELD GOALS MADE

Season 4 vs. Valparaiso (12/9/23)  
Career 4 vs. Valparaiso (12/9/23)

### 3-PT. FIELD GOALS ATTEMPTED

Season 7 (2x), last vs. Vermont (12/16/23)  
Career 8 vs. The Citadel (12/13/22)

### FREE THROWS MADE

Season 6 at Wake Forest (12/30/23)  
Career 6 at Wake Forest (12/30/23)

### FREE THROWS ATTEMPTED

Season 7 (2x), last at Wake Forest (12/30/23)  
Career 7 (2x), last at Wake Forest (12/30/23)

## CAREER STATS

SEASON	TEAM	GP-GS	MIN/AVG	FG-FGA	FG%	3FG-3FGA	3FG%	FT-FTA	FT%	OFF	DEF	TOT	AVG	PF-FO	A	TO	BLK	STL	PTS	AVG
2022-23	UNC	25-0	150/6.0	15-40	.375	6-27	.222	16-19	.842	9	7	16	0.6	10-0	7	3	3	3	52	2.1
2023-24	VT	12-5	305/25.4	29-72	.403	18-51	.353	22-28	.786	8	17	25	2.1	16-0	16	8	3	6	98	8.2
<b>TOTAL FOR VT</b>		<b>12-5</b>	<b>305/25.4</b>	<b>29-72</b>	<b>.403</b>	<b>18-51</b>	<b>.353</b>	<b>22-28</b>	<b>.786</b>	<b>8</b>	<b>17</b>	<b>25</b>	<b>2.1</b>	<b>16-0</b>	<b>16</b>	<b>8</b>	<b>3</b>	<b>6</b>	<b>98</b>	<b>8.2</b>
<b>TOTAL</b>		<b>37-5</b>	<b>455/12.3</b>	<b>44-112</b>	<b>.393</b>	<b>24-78</b>	<b>.308</b>	<b>38-47</b>	<b>.809</b>	<b>17</b>	<b>24</b>	<b>41</b>	<b>1.1</b>	<b>26-0</b>	<b>23</b>	<b>11</b>	<b>6</b>	<b>9</b>	<b>150</b>	<b>4.1</b>

- Every time he shoots the ball, Coach Young believes it's going in.
- Has a sneaky good pull-up jumper.
- Averaged 2.1 points in 25 games for North Carolina in 2022-23.
- Scored a season-high 16 points (all in the second half), the most off the bench by a Tar Heel on the season, vs. The Citadel; was 5 for 10 from the floor, including 3 for 8 3FGs vs. the Bulldogs.
- Virginia High School League's all-time leading scorer with 2,909 points in 102 games.
- Virginia Player of the Year in 2022.
- Is the first player from East Rockingham High School to play at a Division I school.
- Four-star prospect in the class of 2022 and ranked third in Virginia; picked UNC over Tech in his initial recruitment.
- Son of Eric and Jacki Nickel; both played basketball in college.

## 2023-24 GAME-BY-GAME STATS

Opponent	Date	GS	MIN	Total		3-Pointers		Free throws		Rebounds				PF	A	TO	BLK	STL	PTS	AVG
				FG-FGA	PCT	3FG-3FGA	PCT	FT-FTA	PCT	OFF	DEF	TOT	AVG							
Coppin St.	11/06/2023		20:06	4-9	.444	2-6	.333	2-2	1.000	3	4	7	7.0	1	1	0	1	0	12	12.0
vs South Carolina	11/10/2023		22:09	0-3	.000	0-2	.000	2-2	1.000	0	0	0	3.5	0	1	0	0	0	2	7.0
Wofford	11/19/2023		22:19	3-3	1.000	3-3	1.000	5-7	.714	1	0	1	2.7	2	2	0	0	2	14	9.3
vs Boise St.	11/23/2023		31:41	5-10	.500	1-4	.250	3-5	.600	1	3	4	3.0	0	2	1	1	1	14	10.5
vs Iowa St.	11/24/2023		27:10	3-7	.429	3-6	.500	1-2	.500	2	1	3	3.0	1	1	2	0	0	10	10.4
vs Fla. Atlantic	11/26/2023		24:24	1-2	.500	0-1	.000	0-0	.000	0	1	1	2.7	1	1	0	0	0	2	9.0
at Auburn	11/29/2023	*	19:29	0-5	.000	0-3	.000	0-0	.000	1	0	1	2.4	3	0	3	0	0	0	7.7
Louisville	12/03/2023	*	24:48	1-6	.167	1-6	.167	0-0	.000	0	2	2	2.4	2	2	0	1	1	3	7.1
Valparaiso	12/09/2023	*	25:43	4-7	.571	4-7	.571	0-0	.000	0	2	2	2.3	1	3	0	0	1	12	7.7
Vermont	12/16/2023	*	29:41	4-9	.444	2-7	.286	3-3	1.000	0	2	2	2.3	2	2	1	0	0	13	8.2
American	12/21/2023	*	29:03	2-7	.286	1-4	.250	0-0	.000	0	0	0	2.1	2	0	1	0	0	5	7.9
at Wake Forest	12/30/2023		28:31	2-4	.500	1-2	.500	6-7	.857	0	2	2	2.1	1	1	0	0	1	11	8.2
<b>Totals</b>			<b>5 305:03</b>	<b>29-72</b>	<b>.403</b>	<b>18-51</b>	<b>.353</b>	<b>22-28</b>	<b>.786</b>	<b>8</b>	<b>17</b>	<b>25</b>	<b>2.1</b>	<b>16</b>	<b>16</b>	<b>8</b>	<b>3</b>	<b>6</b>	<b>98</b>	<b>8.2</b>

## Player Averages

Games Played	Minutes/game	Points/game	FG Pct	3FG Pct	FT Pct	Rebounds/game	Assists/game	Turnovers/game	Assist/Turnover ratio	Steals/game	Blocks/game
12	25.4	8.2	40.3	35.3	78.6	2.1	1.3	0.7	2.0	0.5	0.3

## PRODUCTION TRACKER

	This Season	Career
Scored 10+ Points	6	7
Led Tech in Scoring	-	-
Made Multiple 3FGs	5	6
Made 3+ 3FGs	3	4
Led Tech in 3FGM	2	2
Shot over 40% from 3	4	7
Had Multiple Assists	5	6
Had Multiple Blocks	-	-
Had Multiple Steals	1	2



# 31 ROBBIE BERAN

**GRADUATE STUDENT** Forward | 6-9 | 215 | Agricultural and Life Sciences  
Richmond, Virginia | Northwestern



## SEASON/CAREER BESTS

**POINTS**  
Season 9 vs. Valparaiso (12/9/23)  
Career 20 (2x), last vs. Prairie View (12/11/22)

**REBOUNDS**  
Season 7 vs. Vermont (12/16/23)  
Career 12 vs. Prairie View (12/11/22)

**ASSISTS**  
Season 3 vs. Valparaiso (12/9/23)  
Career 4 (3x), last vs. Illinois (1/7/21)

**BLOCKS**  
Season 3 vs. Wofford (11/19/23)  
Career 3 (4x), last vs. Wofford (11/19/23)

**STEALS**  
Season 2 (4x), last vs. American (12/21/23)  
Career 5 vs. Eastern Illinois (11/9/21)

**MINUTES**  
Season 29 vs. Boise State (11/23/23)  
Career 38 vs. Maryland (1/12/22)

**FIELD GOALS MADE**  
Season 3 (4x), last at Wake Forest (12/30/23)  
Career 6 (5x), last vs. Prairie View (12/11/22)

**FIELD GOALS ATTEMPTED**  
Season 7 vs. Louisville (12/3/23)  
Career 14 at Illinois (1/18/20)

**3-PT. FIELD GOALS MADE**  
Season 2 (2x), last at Wake Forest (12/30/23)  
Career 4 vs. Prairie View (12/11/22)

**3-PT. FIELD GOALS ATTEMPTED**  
Season 4 (3x), last at Wake Forest (12/30/23)  
Career 11 vs. Indiana (2/15/23)

**FREE THROWS MADE**  
Season 2 (4x), last at Auburn (11/29/23)  
Career 10 vs. Chicago State (11/7/22)

**FREE THROWS ATTEMPTED**  
Season 2 (6x), last vs. Valparaiso (12/9/23)  
Career 11 vs. Chicago State (11/7/22)

- Stretch four that will greatly impact winning with the Hokies. *Last name pronounced: bear-IN*
- Strong defender and vocal leader.
- Has learned over the course of his career how to win and close out games.
- Veteran player who has competed in over 100 career games.
- Led Northwestern to its second-ever NCAA tournament appearance in 2023.
- Owner of two dogs: Smokey (chihuahua) and Stella (Labrador retriever/mutt mix); girlfriend owns Ivy (golden retriever), so three dogs total in their household.
- Sister, Annemarie, attends VCOM in Blacksburg.
- Earned undergraduate degree in learning and organization change in 2022 from Northwestern.
- Close to finishing first master's degree in sports administration from Northwestern.
- Pursuing a master's degree in applied animal behavior and welfare.

## 2023-24 GAME-BY-GAME STATS

Opponent	Date	GS	MIN	Total		3-Pointers		Free throws		Rebounds				PF	A	TO	BLK	STL	PTS	AVG
				FG-FGA	PCT	3FG-3FGA	PCT	FT-FTA	PCT	OFF	DEF	TOT	AVG							
Coppin St.	11/06/2023	*	14:47	1-4	.250	0-2	.000	0-0	.000	1	1	2	2.0	4	0	3	1	0	2	2.0
vs South Carolina	11/10/2023	*	17:11	3-5	.600	1-3	.333	0-0	.000	1	0	1	1.5	0	1	0	1	0	7	4.5
Campbell	11/15/2023	*	27:49	2-5	.400	0-2	.000	2-2	1.000	0	3	3	2.0	1	1	0	2	2	6	5.0
Wofford	11/19/2023	*	23:25	1-3	.333	0-1	.000	1-2	.500	0	4	4	2.5	4	1	3	3	1	3	4.5
vs Boise St.	11/23/2023	*	28:22	1-3	.333	0-0	.000	2-2	1.000	0	3	3	2.6	4	1	1	2	1	4	4.4
vs Iowa St.	11/24/2023	*	15:54	1-4	.250	0-2	.000	2-2	1.000	1	1	2	2.5	4	0	0	0	0	4	4.3
vs Fla. Atlantic	11/26/2023	*	17:01	0-2	.000	0-0	.000	0-0	.000	1	1	2	2.4	0	1	0	0	2	0	3.7
at Auburn	11/29/2023	*	10:48	0-1	.000	0-1	.000	2-2	1.000	0	2	2	2.4	5	0	1	1	0	2	3.5
Louisville	12/03/2023	*	12:47	1-7	.143	0-4	.000	0-0	.000	0	1	1	2.2	0	0	0	1	0	2	3.3
Valparaiso	12/09/2023		21:13	3-6	.500	2-4	.500	1-2	.500	1	3	4	2.4	1	3	3	1	0	9	3.9
Vermont	12/16/2023		18:43	1-4	.250	1-3	.333	0-0	.000	1	6	7	2.8	2	2	1	1	2	3	3.8
American	12/21/2023		20:37	3-3	1.000	1-1	1.000	0-0	.000	1	3	4	2.9	2	2	0	1	2	7	4.1
at Wake Forest	12/30/2023		16:42	3-6	.500	2-4	.500	0-0	.000	0	2	2	2.8	4	2	2	2	0	8	4.4
<b>Totals</b>		<b>9</b>	<b>245:19</b>	<b>20-53</b>	<b>.377</b>	<b>7-27</b>	<b>.259</b>	<b>10-12</b>	<b>.833</b>	<b>7</b>	<b>30</b>	<b>37</b>	<b>2.8</b>	<b>31</b>	<b>14</b>	<b>14</b>	<b>16</b>	<b>10</b>	<b>57</b>	<b>4.4</b>

## Player Averages

Games Played	Minutes/game	Points/game	FG Pct	3FG Pct	FT Pct	Rebounds/game	Assists/game	Turnovers/game	Assist/Turnover ratio	Steals/game	Blocks/game
13	18.9	4.4	37.7	25.9	83.3	2.8	1.1	1.1	1.0	0.8	1.2

## PRODUCTION TRACKER

	This Season	Career
Scored 10+ Points	-	24
Scored 20+ Points	-	2
Led Tech in Scoring	-	-
Had 10+ Rebounds	-	3
Led Tech in Rebounding	-	-
Had a Double-Double	-	2
Shot over 50% from the floor	4	33
Made 3+ 3FGs	-	7
Shot 5+ Free Throws	-	2



## CAREER STATS

SEASON	TEAM	GP-GS	MIN/AVG	FG-FGA	FG%	3FG-3FGA	3FG%	FT-FTA	FT%	OFF	DEF	TOT	AVG	PF-FO	A	TO	BLK	STL	PTS	AVG
2019-20	NU	31-18	590/19.0	55-141	.390	20-50	.400	26-40	.650	26	78	104	3.4	73-3	19	26	17	5	156	5.0
2020-21	NU	24-18	485/20.2	48-108	.444	20-57	.351	20-30	.667	10	55	65	2.7	62-3	26	15	10	7	136	5.7
2021-22	NU	31-30	677/21.8	73-156	.468	30-82	.366	21-28	.750	29	103	132	4.3	75-5	20	21	23	21	197	6.4
2022-23	NU	34-34	875/25.7	80-217	.369	39-113	.345	56-66	.848	39	114	153	4.5	69-0	21	21	24	18	255	7.5
2023-24	VT	13-9	245/18.9	20-53	.377	7-27	.259	10-12	.833	7	30	37	2.8	31-1	14	14	16	10	57	4.4
<b>TOTAL FOR VT</b>		<b>13-9</b>	<b>245/18.9</b>	<b>20-53</b>	<b>.377</b>	<b>7-27</b>	<b>.259</b>	<b>10-12</b>	<b>.833</b>	<b>7</b>	<b>30</b>	<b>37</b>	<b>2.8</b>	<b>31-1</b>	<b>14</b>	<b>14</b>	<b>16</b>	<b>10</b>	<b>57</b>	<b>4.4</b>
<b>TOTAL</b>		<b>133-109</b>	<b>2872/21.6</b>	<b>276-675</b>	<b>.409</b>	<b>116-329</b>	<b>.353</b>	<b>133-176</b>	<b>.756</b>	<b>111</b>	<b>380</b>	<b>491</b>	<b>3.7</b>	<b>310-12</b>	<b>100</b>	<b>97</b>	<b>90</b>	<b>61</b>	<b>801</b>	<b>6.0</b>

# 33 MICHAEL WARD

**SOPHOMORE** Guard | 6-2 | 175 | Business  
Bethesda, Maryland | Walt Whitman



- Recruited as a preferred walk-on.
- Appeared in six games, logging a total of six minutes in 2022-23.
- Averaged 15.1 points, 5.7 rebounds, 1.9 assists, and 1.4 steals per game for Whitman in 2021-22.
- Shot 38% from 3-point range (57-149) and helped lead the Vikings to a 13-9 overall record and a berth in the 4A West Regional semifinals.
- Named First-Team 4A South Division and to the Montgomery County 4A South All-Division Team.

## SEASON/CAREER BESTS

### POINTS

Season -  
Career -

### REBOUNDS

Season -  
Career -

### ASSISTS

Season -  
Career -

### BLOCKS

Season -  
Career -

### STEALS

Season -  
Career -

### MINUTES

Season 1 vs. Valparaiso (12/9/23)  
Career 2 vs. Dayton (12/7/22)

### FIELD GOALS MADE

Season -  
Career -

### FIELD GOALS ATTEMPTED

Season -  
Career 2 at Louisville (2/28/23)

### 3-PT. FIELD GOALS MADE

Season -  
Career -

### 3-PT. FIELD GOALS ATTEMPTED

Season -  
Career 1 at Louisville (2/28/23)

### FREE THROWS MADE

Season -  
Career -

### FREE THROWS ATTEMPTED

Season -  
Career -

## 2023-24 GAME-BY-GAME STATS

Opponent	Date	GS	MIN	Total		3-Pointers		Free throws		Rebounds				Other							
				FG-FGA	PCT	3FG-3FGA	PCT	FT-FTA	PCT	OFF	DEF	TOT	AVG	PF	A	TO	BLK	STL	PTS	AVG	
Valparaiso	12/09/2023		00:52	0-0	.000	0-0	.000	0-0	.000	0	0	0	0.0	0	0	0	0	0	0	0	0.0
American	12/21/2023		00:13	0-0	.000	0-0	.000	0-0	.000	0	0	0	0.0	0	0	0	0	0	0	0	0.0
<b>Totals</b>		<b>0</b>	<b>01:05</b>	<b>0-0</b>	<b>.000</b>	<b>0-0</b>	<b>.000</b>	<b>0-0</b>	<b>.000</b>	<b>0</b>	<b>0</b>	<b>0</b>	<b>0.0</b>	<b>0</b>	<b>0</b>	<b>0</b>	<b>0</b>	<b>0</b>	<b>0</b>	<b>0</b>	<b>0.0</b>

## Player Averages

Games Played	Minutes/game	Points/game	FG Pct	3FG Pct	FT Pct	Rebounds/game	Assists/game	Turnovers/game	Assist/Turnover ratio	Steals/game	Blocks/game
2	0.5	0.0	0.0	0.0	0.0	0.0	0.0	0.0	0.0	0.0	0.0

## PRODUCTION TRACKER

	This Season
Scored 5+ Points	-
Scored 10+ Points	-
Made Multiple 3FGs	-
Made 3+ 3FGs	-
Led Tech in 3FGM	-
Shot over 40% from 3	-
Played 5+ Minutes	-
Had Multiple Assists	-
Had Multiple Steals	-



## CAREER STATS

SEASON	TEAM	GP-GS	MIN/AVG	FG-FGA	FG%	3FG-3FGA	3FG%	FT-FTA	FT%	OFF	DEF	TOT	AVG	PF-FO	A	TO	BLK	STL	PTS	AVG
2022-23	VT	6-0	6/1.0	0-2	.000	0-1	.000	0-0	.000	0	0	0	0.0	0-0	0	1	0	0	0	0.0
2023-24	VT	2-0	1/0.5	0-0	.000	0-0	.000	0-0	.000	0	0	0	0.0	0-0	0	0	0	0	0	0.0
<b>TOTAL</b>		<b>8-0</b>	<b>7/0.9</b>	<b>0-2</b>	<b>.000</b>	<b>0-1</b>	<b>.000</b>	<b>0-0</b>	<b>.000</b>	<b>0</b>	<b>0</b>	<b>0</b>	<b>0.0</b>	<b>0-0</b>	<b>0</b>	<b>1</b>	<b>0</b>	<b>0</b>	<b>0</b>	<b>0.0</b>



# 34 MYLYJAE POTEA

SENIOR Forward | 6-9 | 265 | Sociology  
Reidsville, North Carolina | Rice



## SEASON/CAREER BESTS

### POINTS

Season 9 (2x), last vs. South Carolina (11/10/23)  
Career 18 vs. UAB (1/8/22)

### REBOUNDS

Season 6 vs. Valparaiso (12/9/23)  
Career 11 vs. Ohio (3/19/22)

### ASSISTS

Season 2 (3x), last vs. American (12/21/23)  
Career 3 vs. Jarvis Christian (2/8/22)

### BLOCKS

Season 1 (2x), last vs. Iowa State (11/24/23)  
Career 1 (17x), last vs. Boise State (11/23/23)

### STEALS

Season 1 (3x), last vs. FAU (11/26/23)  
Career 2 at Western Kentucky (2/13/21)

### MINUTES

Season 16 vs. Louisville (12/3/23)  
Career 25 vs. Clemson (1/4/23)

### FIELD GOALS MADE

Season 4 vs. Coppin State (11/6/23)  
Career 7 at Western Kentucky (1/13/22)

### FIELD GOALS ATTEMPTED

Season 5 vs. Coppin State (11/6/23)  
Career 10 at Western Kentucky (1/13/22)

### 3-PT. FIELD GOALS MADE

Season -  
Career -

### 3-PT. FIELD GOALS ATTEMPTED

Season -  
Career 1 at UAB (1/23/21)

### FREE THROWS MADE

Season 3 (2x), last vs. American (12/21/23)  
Career 9 at Louisiana Tech (1/27/22)

### FREE THROWS ATTEMPTED

Season 5 vs. American (12/21/23)  
Career 10 at Louisiana Tech (1/27/22)

- Has drawn high praise from Coach Young since arriving in Blacksburg – credits his footwork and hands. *Name pronounced: muh-LIE-juhl POH-teet*
- Going into his senior season in the best shape he's ever been.
- Dialed up a season-high 15 points in Tech's 79-72 win over Pitt in 2022-23.
- All-ACC Academic Team honoree in 2022-23.
- Finished with a 64.2% field-goal percentage in his first season in Blacksburg.
- Tallied 311 career points and 172 career rebounds at Rice.
- Averaged 6.8 points and 3.7 rebounds per game for his career as an Owl.
- Recorded a pair of double-doubles in 2021-22.
- Connected on 70.2% (87-124) of his attempts from the floor in two seasons at Rice.
- One of five players to play all 33 games for the Owls in 2021-22.
- His 62.0 field-goal percentage was the seventh-highest in a season in program history in 2021-22.
- Reached double-figure scoring 14 times in 2021-22, leading the Owls in scoring and rebounding five times.

## 2023-24 GAME-BY-GAME STATS

Opponent	Date	GS	MIN	Total		3-Pointers		Free throws		Rebounds				PF	A	TO	BLK	STL	PTS	AVG
				FG-FGA	PCT	3FG-3FGA	PCT	FT-FTA	PCT	OFF	DEF	TOT	AVG							
Coppin St.	11/06/2023		15:25	4-5	.800	0-0	.000	1-2	.500	1	2	3	3.0	1	1	0	0	0	9	9.0
vs South Carolina	11/10/2023		13:30	3-3	1.000	0-0	.000	3-4	.750	1	0	1	2.0	2	0	1	0	1	9	9.0
Campbell	11/15/2023		14:18	3-4	.750	0-0	.000	2-2	1.000	2	1	3	2.3	1	0	1	0	8	8.7	
Wofford	11/19/2023		14:19	2-3	.667	0-0	.000	0-0	.000	3	2	5	3.0	2	2	0	1	4	7.5	
vs Boise St.	11/23/2023		10:51	2-2	1.000	0-0	.000	0-0	.000	1	0	1	2.6	3	1	0	1	4	6.8	
vs Iowa St.	11/24/2023		10:57	0-1	.000	0-0	.000	1-2	.500	2	0	2	2.5	0	1	0	1	0	1	5.8
vs Fla. Atlantic	11/26/2023		15:12	2-3	.667	0-0	.000	2-4	.500	0	2	2	2.4	0	1	1	0	1	6	5.9
at Auburn	11/29/2023		09:11	1-4	.250	0-0	.000	2-2	1.000	1	1	2	2.4	2	0	0	0	4	5.6	
Louisville	12/03/2023		15:13	3-4	.750	0-0	.000	1-1	1.000	0	2	2	2.3	2	1	0	0	7	5.8	
Valparaiso	12/09/2023		13:09	3-4	.750	0-0	.000	0-0	.000	2	4	6	2.7	2	2	0	0	6	5.8	
Vermont	12/16/2023		10:36	2-3	.667	0-0	.000	0-0	.000	0	1	1	2.5	1	1	0	0	4	5.6	
American	12/21/2023		09:09	1-1	1.000	0-0	.000	3-5	.600	0	2	2	2.5	2	2	0	0	5	5.6	
at Wake Forest	12/30/2023		06:43	1-2	.500	0-0	.000	0-0	.000	0	1	1	2.4	1	0	0	0	2	5.3	
<b>Totals</b>		<b>0</b>	<b>158:34</b>	<b>27-39</b>	<b>.692</b>	<b>0-0</b>	<b>.000</b>	<b>15-22</b>	<b>.682</b>	<b>13</b>	<b>18</b>	<b>31</b>	<b>2.4</b>	<b>19</b>	<b>12</b>	<b>5</b>	<b>2</b>	<b>3</b>	<b>69</b>	<b>5.3</b>

## Player Averages

Games Played	Minutes/game	Points/game	FG Pct	3FG Pct	FT Pct	Rebounds/game	Assists/game	Turnovers/game	Assist/Turnover ratio	Steals/game	Blocks/game
13	12.2	5.3	69.2	0.0	68.2	2.4	0.9	0.4	2.4	0.2	0.2

## PRODUCTION TRACKER

	This Season	Career
Scored 10+ Points	-	17
Had 10+ Rebounds	-	2
Had Multiple Blocks	-	-
Led Tech in Blocks	1	2
Had Multiple Steals	-	1
Shot over 50% from the floor	11	54
Played 10+ Minutes	10	55
Shot 5+ Free Throws	1	12
Had Multiple Dunks	-	3



## CAREER STATS

SEASON	TEAM	GP-GS	MIN/AVG	FG-FGA	FG%	3FG-3FGA	3FG%	FT-FTA	FT%	OFF	DEF	TOT	AVG	PF-FO	A	TO	BLK	STL	PTS	AVG
2020-21	Rice	13-0	131/10.1	19-29	.655	0-1	.000	20-25	.800	11	24	35	2.7	25-0	6	15	4	3	58	4.5
2021-22	Rice	33-3	454/13.8	93-150	.620	0-0	.000	67-99	.677	58	79	137	4.2	67-1	12	40	8	4	253	7.7
2022-23	VT	34-0	297/8.7	34-53	.642	0-0	.000	49-66	.742	28	39	67	2.0	49-0	10	16	5	5	117	3.4
2023-24	VT	13-0	159/12.2	27-39	.692	0-0	.000	15-22	.682	13	18	31	2.4	19-0	12	5	2	3	69	5.3
<b>TOTAL FOR VT</b>		<b>47-0</b>	<b>455/9.7</b>	<b>61-92</b>	<b>.663</b>	<b>0-0</b>	<b>.000</b>	<b>64-88</b>	<b>.727</b>	<b>41</b>	<b>57</b>	<b>98</b>	<b>2.1</b>	<b>68-0</b>	<b>22</b>	<b>21</b>	<b>7</b>	<b>8</b>	<b>186</b>	<b>4.0</b>
<b>TOTAL</b>		<b>93-3</b>	<b>1040/11.2</b>	<b>173-271</b>	<b>.638</b>	<b>0-1</b>	<b>.000</b>	<b>151-212</b>	<b>.712</b>	<b>110</b>	<b>160</b>	<b>270</b>	<b>2.9</b>	<b>160-1</b>	<b>40</b>	<b>76</b>	<b>19</b>	<b>15</b>	<b>497</b>	<b>5.3</b>

# 55 CONNER VENABLE

**FRESHMAN** Guard | 6-3 | 190 | Multimedia Journalism and Architecture  
Washington, D.C. | The Heights School



## SEASON/CAREER BESTS

### POINTS

Season -  
Career -

### REBOUNDS

Season 1 vs. Valparaiso (12/9/23)  
Career 1 vs. Valparaiso (12/9/23)

### ASSISTS

Season -  
Career -

### BLOCKS

Season -  
Career -

### STEALS

Season -  
Career -

### MINUTES

Season 2 vs. Vermont (12/16/23)  
Career 2 vs. Vermont (12/16/23)

### FIELD GOALS MADE

Season -  
Career -

### FIELD GOALS ATTEMPTED

Season 1 vs. Valparaiso (12/9/23)  
Career 1 vs. Valparaiso (12/9/23)

### 3-PT. FIELD GOALS MADE

Season -  
Career -

### 3-PT. FIELD GOALS ATTEMPTED

Season -  
Career -

### FREE THROWS MADE

Season -  
Career -

### FREE THROWS ATTEMPTED

Season 3 vs. Vermont (12/16/23)  
Career 3 vs. Vermont (12/16/23)

- Recruited as a preferred walk-on.
- Two-time WCAC All-Conference Honorable Mention in 2021-22 and 2022-2023 at The Heights School in Potomac, Md.
- As the Cavaliers' leading scorer, averaged 25.5 points, 7.2 rebounds, 6.5 assists, 4.1 steals per game across a three-year career at The Heights School.
- Led the Cavaliers' to their first WCAC win in two years.
- Brother Ra'Mond Hines played at Georgetown (2014-18) and competed in the 2015 NCAA tournament.

## 2023-24 GAME-BY-GAME STATS

Opponent	Date	GS	MIN	Total		3-Pointers		Free throws		Rebounds				PF	A	TO	BLK	STL	PTS	AVG
				FG-FGA	PCT	3FG-3FGA	PCT	FT-FTA	PCT	OFF	DEF	TOT	AVG							
Valparaiso	12/09/2023		00:52	0-1	.000	0-0	.000	0-0	.000	1	0	1	1.0	0	0	0	0	0	0	0.0
Vermont	12/16/2023		01:32	0-0	.000	0-0	.000	0-3	.000	0	0	0	0.5	0	0	0	0	0	0.0	
American	12/21/2023		00:13	0-0	.000	0-0	.000	0-0	.000	0	0	0	0.3	0	0	0	0	0	0.0	
<b>Totals</b>		<b>0</b>	<b>02:36</b>	<b>0-1</b>	<b>.000</b>	<b>0-0</b>	<b>.000</b>	<b>0-3</b>	<b>.000</b>	<b>1</b>	<b>0</b>	<b>1</b>	<b>0.3</b>	<b>0</b>	<b>0</b>	<b>0</b>	<b>0</b>	<b>0</b>	<b>0.0</b>	

## Player Averages

Games Played	Minutes/game	Points/game	FG Pct	3FG Pct	FT Pct	Rebounds/game	Assists/game	Turnovers/game	Assist/Turnover ratio	Steals/game	Blocks/game
3	0.9	0.0	0.0	0.0	0.0	0.3	0.0	0.0	0.0	0.0	0.0

## PRODUCTION TRACKER

	This Season
Scored 5+ Points	-
Scored 10+ Points	-
Made Multiple 3FGs	-
Made 3+ 3FGs	-
Led Tech in 3FGM	-
Shot over 40% from 3	-
Played 5+ Minutes	-
Had Multiple Assists	-
Had Multiple Steals	-



## CAREER STATS

SEASON	TEAM	GP-GS	MIN/AVG	FG-FGA	FG%	3FG-3FGA	3FG%	FT-FTA	FT%	OFF	DEF	TOT	AVG	PF-FO	A	TO	BLK	STL	PTS	AVG
2023-24	VT	3-0	3/0.9	0-1	.000	0-0	.000	0-3	.000	1	0	1	0.3	0-0	0	0	0	0	0	0.0
<b>TOTAL</b>		<b>3-0</b>	<b>3/0.9</b>	<b>0-1</b>	<b>.000</b>	<b>0-0</b>	<b>.000</b>	<b>0-3</b>	<b>.000</b>	<b>1</b>	<b>0</b>	<b>1</b>	<b>0.3</b>	<b>0-0</b>	<b>0</b>	<b>0</b>	<b>0</b>	<b>0</b>	<b>0</b>	<b>0.0</b>



## COMBINED TEAM STATS (ACC ONLY)

### Game Records

Record	Overall	Home	Away	Neutral
ALL GAMES	1-1	1-0	0-1	0-0
CONFERENCE	1-1	1-0	0-1	0-0
NON-CONFERENCE	0-0	0-0	0-0	0-0

### Score by Periods

Team	1st	2nd	OT	TOT
Virginia Tech	54	84	0	138
Opponents	75	79	0	154

### Team Box Score

No.	Player	Total					3-Point		F-Throw		Rebounds				Other							
		GP-GS	MIN	AVG	FG-FGA	FG%	3FG-3FGA	3FG%	FT-FTA	FT%	OFF	DEF	TOT	AVG	PF	DQ	A	TO	BLK	STL	PTS	AVG
15	KIDD, Lynn	2-2	53:59	27.0	15-28	.536	0-0	.000	3-4	.750	1	8	9	4.5	7	0	4	4	0	0	33	16.5
0	CATTOOR, Hunter	2-2	71:03	35.5	8-13	.615	2-6	.333	8-8	1.000	1	8	9	4.5	5	0	4	3	0	3	26	13.0
2	COLLINS, MJ	2-1	43:22	21.7	5-13	.385	3-3	1.000	7-7	1.000	2	4	6	3.0	3	0	4	2	0	0	20	10.0
23	NICKEL, Tyler	2-1	53:19	26.7	3-10	.300	2-8	.250	6-7	.857	0	4	4	2.0	3	0	3	0	1	2	14	7.0
3	PEDULLA, Sean	2-2	45:45	22.9	4-14	.286	1-7	.143	4-6	.667	1	6	7	3.5	6	0	6	10	0	0	13	6.5
31	BERAN, Robbie	2-1	29:29	14.7	4-13	.308	2-8	.250	0-0	.000	0	3	3	1.5	4	0	2	2	3	0	10	5.0
4	LONG, Mekhi	2-1	46:18	23.2	3-6	.500	0-2	.000	3-8	.375	4	9	13	6.5	2	0	1	3	1	2	9	4.5
34	POTEAT, Mylyjael	2-0	21:56	11.0	4-6	.667	0-0	.000	1-1	1.000	0	3	3	1.5	3	0	1	0	0	0	9	4.5
10	RECHSTEINER, Brandon	2-0	24:05	12.0	2-3	.667	0-1	.000	0-0	.000	0	4	4	2.0	1	0	2	3	0	0	4	2.0
5	WESSLER, Patrick	1-0	03:57	4.0	0-1	.000	0-1	.000	0-0	.000	0	0	0	0.0	1	0	0	0	1	0	0	0.0
13	YOUNG, Jaydon	2-0	06:46	3.4	0-0	.000	0-0	.000	0-0	.000	0	1	1	0.5	0	0	1	0	0	0	0	0.0
Team											3	2	5				2					
<b>Total</b>		<b>2</b>	<b>400</b>		<b>48-107</b>	<b>.449</b>	<b>10-36</b>	<b>.278</b>	<b>32-41</b>	<b>.780</b>	<b>12</b>	<b>52</b>	<b>64</b>	<b>32.0</b>	<b>35</b>	<b>0</b>	<b>28</b>	<b>29</b>	<b>6</b>	<b>7</b>	<b>138</b>	<b>69.0</b>
<b>Opponents</b>		<b>2</b>	<b>400</b>		<b>53-125</b>	<b>.424</b>	<b>13-38</b>	<b>.342</b>	<b>35-39</b>	<b>.897</b>	<b>20</b>	<b>50</b>	<b>70</b>	<b>35.0</b>	<b>36</b>	<b>0</b>	<b>20</b>	<b>21</b>	<b>7</b>	<b>15</b>	<b>154</b>	<b>77.0</b>

### Team Statistics

	VT	OPP
<b>Scoring</b>	<b>138</b>	<b>154</b>
Points per game	69.0	77.0
Scoring margin	-8.0	-
<b>Field goals-att</b>	<b>48-107</b>	<b>53-125</b>
Field goal pct	.449	.424
<b>3 point fg-att</b>	<b>10-36</b>	<b>13-38</b>
3-point FG pct	.278	.342
3-pt FG made per game	5.0	6.5
<b>Free throws-att</b>	<b>32-41</b>	<b>35-39</b>
Free throw pct	.780	.897
F-Throws made per game	16.0	17.5
<b>Rebounds</b>	<b>64</b>	<b>70</b>
Rebounds per game	32.0	35.0
Rebounding margin	-3.0	-
<b>Assists</b>	<b>28</b>	<b>20</b>
Assists per game	14.0	10.0
<b>Turnovers</b>	<b>29</b>	<b>21</b>
Turnovers per game	14.5	10.5
Turnover margin	-4.0	-
Assist/turnover ratio	1.0	1.0
<b>Steals</b>	<b>7</b>	<b>15</b>
Steals per game	3.5	7.5
<b>Blocks</b>	<b>6</b>	<b>7</b>
Blocks per game	3.0	3.5
<b>Winning streak</b>	<b>0</b>	<b>-</b>
Home win streak	1	-
<b>Attendance</b>	<b>8925</b>	<b>10055</b>
Home games-Avg/Game	1-8925	1-10055
Neutral site-Avg/Game	-	0-0

### Team Results

Date	Opponent		Score	Att.
12/03/2023	Louisville	W	75-68	8925
12/30/2023	at Wake Forest	L	63-86	10055

# VIRGINIA TECH MEN'S BASKETBALL

## TEAM GAME-BY-GAME

Opponent	Date	Score	W	Total		3-Pointers		Free throws		Rebounds										
				FG-FGA	PCT	3FG-3FGA	PCT	FT-FTA	PCT	OFF	DEF	TOT	AVG	PF	A	TO	BLK	STL	PTS	AVG
Coppin St.	11/06/2023	100-55	W	32-62	.516	13-31	.419	23-29	.793	14	29	43	43.0	16	29	11	4	9	100	100.0
vs South Carolina	11/10/2023	77-79	L	26-52	.500	7-22	.318	18-22	.818	6	17	23	33.0	12	13	5	1	8	77	88.5
Campbell	11/15/2023	60-44	W	22-58	.379	4-19	.211	12-15	.800	9	25	34	33.3	11	14	7	3	6	60	79.0
Wofford	11/19/2023	98-76	W	33-58	.569	10-20	.500	22-26	.846	9	27	36	34.0	20	20	11	4	6	98	83.8
vs Boise St.	11/23/2023	82-75	W	26-55	.473	7-18	.389	23-27	.852	4	24	28	32.8	19	14	9	4	6	82	83.4
vs Iowa St.	11/24/2023	71-62	W	20-49	.408	11-28	.393	20-23	.870	8	27	35	33.2	18	16	15	1	7	71	81.3
vs Fla. Atlantic	11/26/2023	50-84	L	20-60	.333	2-17	.118	8-13	.615	9	20	29	32.6	10	8	14	0	6	50	76.9
at Auburn	11/29/2023	57-74	L	14-51	.275	6-20	.300	23-31	.742	17	27	44	34.0	25	7	21	2	5	57	74.4
Louisville	12/03/2023	75-68	W	24-55	.436	5-20	.250	22-27	.815	8	24	32	33.8	17	16	10	2	6	75	74.4
Valparaiso	12/09/2023	71-50	W	23-53	.434	10-27	.370	15-18	.833	13	28	41	34.5	10	18	15	1	5	71	74.1
Vermont	12/16/2023	73-51	W	23-54	.426	10-29	.345	17-23	.739	7	35	42	35.2	15	13	7	3	6	73	74.0
American	12/21/2023	77-55	W	32-50	.640	5-17	.294	8-12	.667	5	25	30	34.8	14	23	7	5	4	77	74.3
at Wake Forest	12/30/2023	63-86	L	24-52	.462	5-16	.313	10-14	.714	4	28	32	34.5	18	12	19	4	1	63	73.4
<b>Total</b>		<b>954</b>		<b>319-709</b>	<b>.450</b>	<b>95-284</b>	<b>.335</b>	<b>221-280</b>	<b>.789</b>	<b>113</b>	<b>336</b>	<b>449</b>	<b>34.5</b>	<b>205</b>	<b>203</b>	<b>151</b>	<b>34</b>	<b>75</b>	<b>954</b>	<b>73.4</b>
Opponents		859		311-733	.424	85-265	.321	152-214	.710	113	291	404	31.1	229	144	165	40	80	859	66.1

### Virginia Tech Averages

Games Played	Points/game	FG Pct	3FG Pct	FT Pct	Rebounds/game	Assists/game	Turnovers/game	Assist/Turnover ratio	Steals/game	Blocks/game
13	73.4	45.0	33.5	78.9	34.5	15.6	11.6	1.3	5.8	2.6

## OPPONENTS GAME-BY-GAME

Opponent	Date	Score	W	Total		3-Pointers		Free throws		Rebounds										
				FG-FGA	PCT	3FG-3FGA	PCT	FT-FTA	PCT	OFF	DEF	TOT	AVG	PF	A	TO	BLK	STL	PTS	AVG
Coppin St.	11/06/2023	100-55	W	19-51	.373	5-17	.294	12-18	.667	4	18	22	22.0	21	5	19	4	6	55	55.0
vs South Carolina	11/10/2023	77-79	L	31-55	.564	10-21	.476	7-8	.875	8	22	30	26.0	16	16	10	2	2	79	67.0
Campbell	11/15/2023	60-44	W	14-51	.275	5-19	.263	11-16	.688	14	24	38	30.0	13	10	16	3	4	44	59.3
Wofford	11/19/2023	98-76	W	26-61	.426	13-31	.419	11-16	.688	10	18	28	29.5	20	13	15	4	3	76	63.5
vs Boise St.	11/23/2023	82-75	W	27-57	.474	8-21	.381	13-16	.813	8	27	35	30.6	20	10	16	3	3	75	65.8
vs Iowa St.	11/24/2023	71-62	W	21-50	.420	5-21	.238	15-26	.577	9	21	30	30.5	19	12	13	1	9	62	65.2
vs Fla. Atlantic	11/26/2023	50-84	L	33-58	.569	9-22	.409	9-11	.818	6	34	40	31.9	15	16	15	5	10	84	67.9
at Auburn	11/29/2023	57-74	L	24-62	.387	2-16	.125	24-36	.667	17	23	40	32.9	22	12	8	7	11	74	68.6
Louisville	12/03/2023	75-68	W	23-57	.404	6-19	.316	16-18	.889	9	24	33	32.9	21	11	14	4	6	68	68.6
Valparaiso	12/09/2023	71-50	W	21-52	.404	3-24	.125	5-8	.625	5	17	22	31.8	15	10	14	2	9	50	66.7
Vermont	12/16/2023	73-51	W	21-57	.368	4-20	.200	5-9	.556	4	22	26	31.3	19	7	9	2	2	51	65.3
American	12/21/2023	77-55	W	21-54	.389	8-15	.533	5-11	.455	8	15	23	30.6	13	13	9	0	6	55	64.4
at Wake Forest	12/30/2023	63-86	L	30-68	.441	7-19	.368	19-21	.905	11	26	37	31.1	15	9	7	3	9	86	66.1
<b>Total</b>		<b>859</b>		<b>311-733</b>	<b>.424</b>	<b>85-265</b>	<b>.321</b>	<b>152-214</b>	<b>.710</b>	<b>113</b>	<b>291</b>	<b>404</b>	<b>31.1</b>	<b>229</b>	<b>144</b>	<b>165</b>	<b>40</b>	<b>80</b>	<b>859</b>	<b>66.1</b>
Virginia Tech		954		319-709	.450	95-284	.335	221-280	.789	113	336	449	34.5	205	203	151	34	75	954	73.4

### Opponents Averages

Games Played	Points/game	FG Pct	3FG Pct	FT Pct	Rebounds/game	Assists/game	Turnovers/game	Assist/Turnover ratio	Steals/game	Blocks/game
13	66.1	42.4	32.1	71.0	31.1	11.1	12.7	0.9	6.2	3.1

TEAM CATEGORY LEADERS

Points

##	Player	G	Pts	Pts/G
15	Kidd, Lynn	13	212	16.3
0	Cattoor, Hunter	13	183	14.1
3	Pedulla, Sean	11	135	12.3
23	Nickel, Tyler	12	98	8.2
34	Poteat, Mylyjael	13	69	5.3
31	Beran, Robbie	13	57	4.4
2	Collins, MJ	11	56	5.1
4	Long, Mekhi	13	53	4.1
10	Rechsteiner, Brandon	13	39	3.0
13	Young, Jaydon	11	23	2.1
11	Camden, John	7	21	3.0
5	Wessler, Patrick	6	8	1.3

Scoring Average

##	Player	G	Pts	Pts/G
15	Kidd, Lynn	13	212	16.3
0	Cattoor, Hunter	13	183	14.1
3	Pedulla, Sean	11	135	12.3
23	Nickel, Tyler	12	98	8.2
34	Poteat, Mylyjael	13	69	5.3
2	Collins, MJ	11	56	5.1
31	Beran, Robbie	13	57	4.4
4	Long, Mekhi	13	53	4.1
10	Rechsteiner, Brandon	13	39	3.0
11	Camden, John	7	21	3.0
13	Young, Jaydon	11	23	2.1
5	Wessler, Patrick	6	8	1.3

Field Goal Percentage

##	Player	FG	Att	Pct
34	Poteat, Mylyjael	27	39	.692
15	Kidd, Lynn	80	118	.678
0	Cattoor, Hunter	52	116	.448
4	Long, Mekhi	20	45	.444
10	Rechsteiner, Brandon	13	32	.406
23	Nickel, Tyler	29	72	.403
31	Beran, Robbie	20	53	.377
11	Camden, John	6	16	.375
5	Wessler, Patrick	3	8	.375
3	Pedulla, Sean	44	118	.373
13	Young, Jaydon	7	23	.304
2	Collins, MJ	18	68	.265

Field Goal Attempts

##	Player	G	Att	Att/G
15	Kidd, Lynn	13	118	9.1
3	Pedulla, Sean	11	118	10.7
0	Cattoor, Hunter	13	116	8.9
23	Nickel, Tyler	12	72	6.0
2	Collins, MJ	11	68	6.2

Field Goals Made

##	Player	G	Made	Made/G
15	Kidd, Lynn	13	80	6.2
0	Cattoor, Hunter	13	52	4.0
3	Pedulla, Sean	11	44	4.0
23	Nickel, Tyler	12	29	2.4
34	Poteat, Mylyjael	13	27	2.1

3-Point FG Percentage

##	Player	3FG	Att	Pct
11	Camden, John	6	12	.500
13	Young, Jaydon	7	16	.438
0	Cattoor, Hunter	32	84	.381
23	Nickel, Tyler	18	51	.353
3	Pedulla, Sean	14	43	.326
10	Rechsteiner, Brandon	7	23	.304
31	Beran, Robbie	7	27	.259
2	Collins, MJ	4	19	.211

3-Point FG Attempts

##	Player	G	Att	Att/G
0	Cattoor, Hunter	13	84	6.5
23	Nickel, Tyler	12	51	4.3
3	Pedulla, Sean	11	43	3.9
31	Beran, Robbie	13	27	2.1
10	Rechsteiner, Brandon	13	23	1.8

3-Point FG Made

##	Player	G	Made	Made/G
0	Cattoor, Hunter	13	32	2.5
23	Nickel, Tyler	12	18	1.5
3	Pedulla, Sean	11	14	1.3
31	Beran, Robbie	13	7	0.5
10	Rechsteiner, Brandon	13	7	0.5

TEAM CATEGORY LEADERS

Free Throw Percentage

##	Player	Made	Att	Pct
2	Collins, Mj	16	16	1.000
13	Young, Jaydon	2	2	1.000
0	Cattoor, Hunter	47	52	.904
15	Kidd, Lynn	52	60	.867
31	Beran, Robbie	10	12	.833
3	Pedulla, Sean	33	42	.786
23	Nickel, Tyler	22	28	.786
10	Rechsteiner, Brandon	6	8	.750
34	Poteat, Mylyjael	15	22	.682
11	Camden, John	3	5	.600
4	Long, Mekhi	13	26	.500
5	Wessler, Patrick	2	4	.500

Free Throw Attempts

##	Player	G	Att	Att/G
15	Kidd, Lynn	13	60	4.6
0	Cattoor, Hunter	13	52	4.0
3	Pedulla, Sean	11	42	3.8
23	Nickel, Tyler	12	28	2.3
4	Long, Mekhi	13	26	2.0

Free Throws Made

##	Player	G	Made	Made/G
15	Kidd, Lynn	13	52	4.0
0	Cattoor, Hunter	13	47	3.6
3	Pedulla, Sean	11	33	3.0
23	Nickel, Tyler	12	22	1.8
2	Collins, Mj	11	16	1.5

Rebounds

##	Player	G	Reb	Reb/G
15	Kidd, Lynn	13	100	7.7
4	Long, Mekhi	13	69	5.3
3	Pedulla, Sean	11	42	3.8
0	Cattoor, Hunter	13	38	2.9
31	Beran, Robbie	13	37	2.8

Assists

##	Player	G	Ast	Ast/G
3	Pedulla, Sean	11	44	4.0
10	Rechsteiner, Brandon	13	30	2.3
2	Collins, Mj	11	21	1.9
0	Cattoor, Hunter	13	20	1.5
15	Kidd, Lynn	13	17	1.3

Rebounds Average

##	Player	G	Reb	Reb/G
15	Kidd, Lynn	13	100	7.7
4	Long, Mekhi	13	69	5.3
3	Pedulla, Sean	11	42	3.8
0	Cattoor, Hunter	13	38	2.9
31	Beran, Robbie	13	37	2.8

Steals

##	Player	G	Stl	Stl/G
0	Cattoor, Hunter	13	12	0.9
2	Collins, Mj	11	12	1.1
31	Beran, Robbie	13	10	0.8
3	Pedulla, Sean	11	9	0.8
4	Long, Mekhi	13	8	0.6

Offensive Rebounds

##	Player	G	OReb	OReb/G
15	Kidd, Lynn	13	24	1.8
4	Long, Mekhi	13	19	1.5
34	Poteat, Mylyjael	13	13	1.0
23	Nickel, Tyler	12	8	0.7
31	Beran, Robbie	13	7	0.5

Blocked Shots

##	Player	G	Blk	Blk/G
31	Beran, Robbie	13	16	1.2
15	Kidd, Lynn	13	5	0.4
0	Cattoor, Hunter	13	3	0.2
23	Nickel, Tyler	12	3	0.3
5	Wessler, Patrick	6	3	0.5

Defensive Rebounds

##	Player	G	DReb	DReb/G
15	Kidd, Lynn	13	76	5.8
4	Long, Mekhi	13	50	3.8
3	Pedulla, Sean	11	37	3.4
0	Cattoor, Hunter	13	36	2.8
31	Beran, Robbie	13	30	2.3

Minutes

##	Player	G	Min	Min/G
0	Cattoor, Hunter	13	409	31:28
15	Kidd, Lynn	13	328	25:16
23	Nickel, Tyler	12	305	25:25
3	Pedulla, Sean	11	299	27:14
4	Long, Mekhi	13	256	19:40



TEAM CATEGORY LEADERS

Fouls

##	Player	G	PF	PF/G
4	Long, Mekhi	13	33	2.5
0	Cattoor, Hunter	13	31	2.4
31	Beran, Robbie	13	31	2.4
3	Pedulla, Sean	11	22	2.0
15	Kidd, Lynn	13	21	1.6

Turnovers

##	Player	G	TO	TO/G
3	Pedulla, Sean	11	33	3.0
15	Kidd, Lynn	13	23	1.8
0	Cattoor, Hunter	13	17	1.3
4	Long, Mekhi	13	16	1.2
31	Beran, Robbie	13	14	1.1

Foul Outs

##	Player	G	FO
4	Long, Mekhi	13	2
0	Cattoor, Hunter	13	1
31	Beran, Robbie	13	1

TEAM GAME HIGHS

Virginia Tech - Game Highs

<b>POINTS</b>	100		Coppin St. (11/06/2023)
	98		Wofford (11/19/2023)
	82		vs Boise St. (N) (11/23/2023)
	77		American (12/21/2023)
	77		vs South Carolina (N) (11/10/2023)
<b>FIELD GOALS MADE</b>	33		Wofford (11/19/2023)
	32		American (12/21/2023)
	32		Coppin St. (11/06/2023)
<b>FIELD GOAL ATTEMPTS</b>	62		Coppin St. (11/06/2023)
	60		vs Fla. Atlantic (N) (11/26/2023)
<b>FIELD GOAL PERCENTAGE</b>	.640	(32-50)	American (12/21/2023)
	.569	(33-58)	Wofford (11/19/2023)
<b>3 PT FG MADE</b>	13		Coppin St. (11/06/2023)
	11		vs Iowa St. (N) (11/24/2023)
<b>3 PT FG ATTEMPTS</b>	31		Coppin St. (11/06/2023)
	29		Vermont (12/16/2023)
<b>3 PT FG PERCENTAGE</b>	.500	(10-20)	Wofford (11/19/2023)
	.419	(13-31)	Coppin St. (11/06/2023)
<b>FREE THROWS MADE</b>	23		at Auburn (11/29/2023)
	23		vs Boise St. (N) (11/23/2023)
	23		Coppin St. (11/06/2023)
<b>FREE THROW ATTEMPTS</b>	31		at Auburn (11/29/2023)
	29		Coppin St. (11/06/2023)
<b>FREE THROW PERCENTAGE</b>	.870	(20-23)	vs Iowa St. (N) (11/24/2023)
	.852	(23-27)	vs Boise St. (N) (11/23/2023)
<b>REBOUNDS</b>	44		at Auburn (11/29/2023)
	43		Coppin St. (11/06/2023)
<b>ASSISTS</b>	29		Coppin St. (11/06/2023)
	23		American (12/21/2023)
<b>STEALS</b>	9		Coppin St. (11/06/2023)
	8		vs South Carolina (N) (11/10/2023)
<b>BLOCKED SHOTS</b>	5		American (12/21/2023)
	4		at Wake Forest (12/30/2023)
	4		vs Boise St. (N) (11/23/2023)
	4		Wofford (11/19/2023)
	4		Coppin St. (11/06/2023)
<b>TURNOVERS</b>	21		at Auburn (11/29/2023)
	19		at Wake Forest (12/30/2023)
<b>FOULS</b>	25		at Auburn (11/29/2023)
	20		Wofford (11/19/2023)

OPPONENT GAME HIGHS

Opponent - Game Highs

<b>POINTS</b>	86		at Wake Forest (12/30/2023)
	84		vs Fla. Atlantic (N) (11/26/2023)
	79		vs South Carolina (N) (11/10/2023)
	76		Wofford (11/19/2023)
	75		vs Boise St. (N) (11/23/2023)
<b>FIELD GOALS MADE</b>	33		vs Fla. Atlantic (N) (11/26/2023)
	31		vs South Carolina (N) (11/10/2023)
<b>FIELD GOAL ATTEMPTS</b>	68		at Wake Forest (12/30/2023)
	62		at Auburn (11/29/2023)
<b>FIELD GOAL PERCENTAGE</b>	.569	(33-58)	vs Fla. Atlantic (N) (11/26/2023)
	.564	(31-55)	vs South Carolina (N) (11/10/2023)
<b>3 PT FG MADE</b>	13		Wofford (11/19/2023)
	10		vs South Carolina (N) (11/10/2023)
<b>3 PT FG ATTEMPTS</b>	31		Wofford (11/19/2023)
	24		Valparaiso (12/09/2023)
<b>3 PT FG PERCENTAGE</b>	.533	(8-15)	American (12/21/2023)
	.476	(10-21)	vs South Carolina (N) (11/10/2023)
<b>FREE THROWS MADE</b>	24		at Auburn (11/29/2023)
	19		at Wake Forest (12/30/2023)
<b>FREE THROW ATTEMPTS</b>	36		at Auburn (11/29/2023)
	26		vs Iowa St. (N) (11/24/2023)
<b>FREE THROW PERCENTAGE</b>	.905	(19-21)	at Wake Forest (12/30/2023)
	.889	(16-18)	Louisville (12/03/2023)
<b>REBOUNDS</b>	40		at Auburn (11/29/2023)
	40		vs Fla. Atlantic (N) (11/26/2023)
<b>ASSISTS</b>	16		vs Fla. Atlantic (N) (11/26/2023)
	16		vs South Carolina (N) (11/10/2023)
<b>STEALS</b>	11		at Auburn (11/29/2023)
	10		vs Fla. Atlantic (N) (11/26/2023)
<b>BLOCKED SHOTS</b>	7		at Auburn (11/29/2023)
	5		vs Fla. Atlantic (N) (11/26/2023)
<b>TURNOVERS</b>	19		Coppin St. (11/06/2023)
	16		vs Boise St. (N) (11/23/2023)
	16		Campbell (11/15/2023)
<b>FOULS</b>	22		at Auburn (11/29/2023)
	21		Louisville (12/03/2023)
	21		vs Boise St. (N) (11/23/2023)
	21		Coppin St. (11/06/2023)

TEAM GAME LOWS

Virginia Tech - Game Lows

<b>POINTS</b>	50		vs Fla. Atlantic (N) (11/26/2023)
	57		at Auburn (11/29/2023)
	60		Campbell (11/15/2023)
	63		at Wake Forest (12/30/2023)
	71		Valparaiso (12/09/2023)
	71		vs Iowa St. (N) (11/24/2023)
<b>FIELD GOALS MADE</b>	14		at Auburn (11/29/2023)
	20		vs Fla. Atlantic (N) (11/26/2023)
	20		vs Iowa St. (N) (11/24/2023)
<b>FIELD GOAL ATTEMPTS</b>	49		vs Iowa St. (N) (11/24/2023)
	50		American (12/21/2023)
<b>FIELD GOAL PERCENTAGE</b>	.275	(14-51)	at Auburn (11/29/2023)
	.333	(20-60)	vs Fla. Atlantic (N) (11/26/2023)
<b>3 PT FG MADE</b>	2		vs Fla. Atlantic (N) (11/26/2023)
	4		Campbell (11/15/2023)
<b>3 PT FG ATTEMPTS</b>	16		at Wake Forest (12/30/2023)
	17		American (12/21/2023)
	17		vs Fla. Atlantic (N) (11/26/2023)
<b>3 PT FG PERCENTAGE</b>	.118	(2-17)	vs Fla. Atlantic (N) (11/26/2023)
	.211	(4-19)	Campbell (11/15/2023)
<b>FREE THROWS MADE</b>	8		American (12/21/2023)
	8		vs Fla. Atlantic (N) (11/26/2023)
<b>FREE THROW ATTEMPTS</b>	12		American (12/21/2023)
	13		vs Fla. Atlantic (N) (11/26/2023)
<b>FREE THROW PERCENTAGE</b>	.615	(8-13)	vs Fla. Atlantic (N) (11/26/2023)
	.667	(8-12)	American (12/21/2023)
<b>REBOUNDS</b>	23		vs South Carolina (N) (11/10/2023)
	28		vs Boise St. (N) (11/23/2023)
<b>ASSISTS</b>	7		at Auburn (11/29/2023)
	8		vs Fla. Atlantic (N) (11/26/2023)
<b>STEALS</b>	1		at Wake Forest (12/30/2023)
	4		American (12/21/2023)
<b>BLOCKED SHOTS</b>	0		vs Fla. Atlantic (N) (11/26/2023)
	1		Valparaiso (12/09/2023)
	1		vs Iowa St. (N) (11/24/2023)
	1		vs South Carolina (N) (11/10/2023)
<b>TURNOVERS</b>	5		vs South Carolina (N) (11/10/2023)
	7		American (12/21/2023)
	7		Vermont (12/16/2023)
	7		Campbell (11/15/2023)
<b>FOULS</b>	10		Valparaiso (12/09/2023)
	10		vs Fla. Atlantic (N) (11/26/2023)

OPPONENT GAME LOWS

Opponent - Game Lows

<b>POINTS</b>	44		Campbell (11/15/2023)
	50		Valparaiso (12/09/2023)
	51		Vermont (12/16/2023)
	55		American (12/21/2023)
	55		Coppin St. (11/06/2023)
<b>FIELD GOALS MADE</b>	14		Campbell (11/15/2023)
	19		Coppin St. (11/06/2023)
<b>FIELD GOAL ATTEMPTS</b>	50		vs Iowa St. (N) (11/24/2023)
	51		Campbell (11/15/2023)
	51		Coppin St. (11/06/2023)
<b>FIELD GOAL PERCENTAGE</b>	.275	(14-51)	Campbell (11/15/2023)
	.368	(21-57)	Vermont (12/16/2023)
<b>3 PT FG MADE</b>	2		at Auburn (11/29/2023)
	3		Valparaiso (12/09/2023)
<b>3 PT FG ATTEMPTS</b>	15		American (12/21/2023)
	16		at Auburn (11/29/2023)
<b>3 PT FG PERCENTAGE</b>	.125	(3-24)	Valparaiso (12/09/2023)
	.125	(2-16)	at Auburn (11/29/2023)
<b>FREE THROWS MADE</b>	5		American (12/21/2023)
	5		Vermont (12/16/2023)
	5		Valparaiso (12/09/2023)
<b>FREE THROW ATTEMPTS</b>	8		Valparaiso (12/09/2023)
	8		vs South Carolina (N) (11/10/2023)
<b>FREE THROW PERCENTAGE</b>	.455	(5-11)	American (12/21/2023)
	.556	(5-9)	Vermont (12/16/2023)
<b>REBOUNDS</b>	22		Valparaiso (12/09/2023)
	22		Coppin St. (11/06/2023)
<b>ASSISTS</b>	5		Coppin St. (11/06/2023)
	7		Vermont (12/16/2023)
<b>STEALS</b>	2		Vermont (12/16/2023)
	2		vs South Carolina (N) (11/10/2023)
<b>BLOCKED SHOTS</b>	0		American (12/21/2023)
	1		vs Iowa St. (N) (11/24/2023)
<b>TURNOVERS</b>	7		at Wake Forest (12/30/2023)
	8		at Auburn (11/29/2023)
<b>FOULS</b>	13		American (12/21/2023)
	13		Campbell (11/15/2023)

# VIRGINIA TECH MEN'S BASKETBALL

## BOX SCORES

### GAME 1: COPPIN STATE

Official Basketball Box Score - Final														
Coppin St. at Virginia Tech														
11/06/23 Cassell Coliseum, Blacksburg, Va.														
2023-24 Men's Basketball														
Game Time: 8:01 PM														
Game Duration: 1:53														
Attendance: 8,865														
Officials: Mark Schnur, Isaac Barnett, Paul Tuomey														
Coppin St. - 55														
Record: 0-1														
NO. Name	Min	FG	3P	FT	Rebounds	Fouls	TP	AS	TO	ST	Blocks	BS	BA	+/-
4 Khalil Horton	F 21:45	0-2	0-1	0-0	2 2	2 1	0	1	3	0	0	0	0	-19
35 Justin Winston	F 18:55	2-9	2-5	6-6	0 2 2	3 4	12	1	2	0	1	1	-19	
2 Zahree Harrison	G 25:15	1-4	0-2	0-0	0 2 2	3 1	2	1	3	1	0	0	-30	
13 Preist Ryan	G 23:11	1-2	1-1	0-0	0 2 2	0 1	12	0	0	0	0	0	-24	
23 Camaren Sparrow	G 25:32	2-3	1-1	2-2	0 0 0	1 2	7	1	0	1	0	0	-20	
0 Malik Battle	18:46	1-4	1-3	0-2	0 1 1	3 2	3	1	2	0	0	1	-26	
5 Greg Sparlock	07:01	0-0	0-0	0-0	0 1 1	3 1	0	0	2	0	1	0	-10	
20 Toto Fagbenle	21:20	4-6	0-0	2-2	1 4 5	2 1	10	0	0	3	1	0	-31	
10 Ryan Archey	19:13	4-10	0-2	0-2	1 0 1	3 1	8	0	0	0	0	0	-26	
33 Luka Tekavcic	10:05	0-0	0-0	1-2	0 1 1	1 2	1	0	2	1	0	0	-8	
1 Daquan Copeland	05:14	0-1	0-1	0-0	0 1 1	0 0	0	0	1	0	0	0	-9	
24 Ronnie Williams	01:17	0-0	0-0	0-0	0 0 0	0 0	0	0	0	0	0	0	-3	
11 Donald Ferguson	04:26	0-0	0-0	0-0	0 0 0	0 0	0	0	0	0	1	0	0	
Team					2 2 4		0		2					
Totals		19-51	5-17	12-18	4 18 22	21 16	55	5	19	6	4	4	-45	
Technical Fouls: NONE														

Official Basketball Box Score - Final														
Virginia Tech - 100														
11/06/23 Cassell Coliseum, Blacksburg, Va.														
2023-24 Men's Basketball														
Game Time: 8:01 PM														
Game Duration: 1:53														
Attendance: 8,865														
Officials: Mark Schnur, Isaac Barnett, Paul Tuomey														
Virginia Tech - 100														
Record: 1-0														
NO. Name	Min	FG	3P	FT	Rebounds	Fouls	TP	AS	TO	ST	Blocks	BS	BA	+/-
31 Robbie Beran	F 14:47	1-4	0-2	0-0	1 1 2	4 0	2	0	3	0	1	0	8	
15 Lynn Kidd	C 22:53	6-6	0-0	2-5	3 8 11	1 4	14	0	3	0	1	0	25	
0 Hunter Cattoor	G 26:17	3-5	3-5	4-4	0 2 2	2 2	13	4	1	1	1	0	25	
2 MJ Collins	G 21:31	1-8	0-3	4-4	1 1 2	2 3	6	2	0	1	0	1	16	
3 Sean Pedulla	G 26:16	5-11	3-7	2-2	1 3 4	2 4	15	10	2	2	0	0	24	
4 Mekhi Long	22:06	2-4	0-1	2-4	1 3 4	3 2	6	3	0	2	0	1	32	
23 Tyler Nickel	20:06	4-9	2-6	2-2	3 4 7	1 1	12	1	0	1	0	1	28	
34 Mylajael Poteat	15:25	4-5	0-0	1-2	1 2 3	1 1	9	1	0	0	0	1	21	
13 Jaydon Young	13:39	2-4	2-3	2-2	0 2 2	0 1	8	5	1	2	0	1	19	
10 Brandon Rechsteiner	11:24	3-4	2-3	4-4	1 1 2	0 3	12	3	0	1	0	0	18	
11 John Camden	05:36	1-2	1-1	0-0	0 2 2	0 0	3	0	1	0	0	0	9	
Team					2 0 2		0		0					
Totals		32-62	13-31	23-29	14 29 43	16 21	100	29	11	9	4	4	45	
Technical Fouls: NONE														

Biggest lead		Points from Turnovers		Period by Period Scoring	
Eagles	Hokies	Eagles	Hokies	1st	2nd
1 (1 <sup>st</sup> 17:03)	47 (2 <sup>nd</sup> 1:21)	4	30	Eagles	19 36 55
Best Scoring Run	5 (2 <sup>nd</sup> 6:26)	14 (1 <sup>st</sup> 7:41)	18 36	Hokies	45 55 100
Lead Changes	2	Second Chance	2 8		
Times Tied	0	Fast Breaks	2 10		
Time with Lead	00:27	Bench	22 50		

### GAME 2: SOUTH CAROLINA

Official Basketball Box Score - Final														
Virginia Tech at South Carolina														
11/09/23 Spectrum Center, Charlotte, N.C.														
2023-24 Men's Basketball														
Game Time: 9:30 PM														
Game Duration: 2:05														
Attendance: 6,783														
Officials: Tony Greene, Ted Valentine, KB Burdett														
Virginia Tech - 77														
Record: 1-1														
NO. Name	Min	FG	3P	FT	Rebounds	Fouls	TP	AS	TO	ST	Blocks	BS	BA	+/-
31 Robbie Beran	F 17:11	3-5	1-3	0-0	1 0 1	0 0	7	1	0	0	1	0	3	
15 Lynn Kidd	C 26:28	5-7	0-0	2-2	1 5 6	2 2	12	2	2	2	0	0	4	
0 Hunter Cattoor	G 40:00	4-12	3-10	2-2	0 4 4	3 4	13	0	0	0	0	0	-2	
2 MJ Collins	G 17:51	1-3	0-0	0-0	0 0 0	1 0	2	2	0	2	0	1	2	
3 Sean Pedulla	G 38:29	7-13	3-6	9-11	1 8 9	1 5	26	5	2	1	0	1	-2	
23 Tyler Nickel	22:09	0-3	0-2	2-2	0 0 0	0 1	2	1	0	0	0	0	-4	
34 Mylajael Poteat	13:30	3-3	0-0	3-4	1 0 1	2 3	9	0	1	1	0	0	6	
4 Mekhi Long	22:51	3-5	0-0	1-1	0 1 1	3 1	6	2	0	2	0	0	-5	
10 Brandon Rechsteiner	01:31	0-1	0-1	0-0	0 0 0	0 0	0	0	0	0	0	0	0	
Team					1 0 1		0		0					
Totals		26-52	7-22	18-22	6 17 23	12 16	77	13	5	8	1	2	-2	
Technical Fouls: NONE														

Official Basketball Box Score - Final														
South Carolina - 79														
11/09/23 Spectrum Center, Blacksburg, Va.														
2023-24 Men's Basketball														
Game Time: 9:30 PM														
Game Duration: 2:05														
Attendance: 6,783														
Officials: Tony Greene, Ted Valentine, KB Burdett														
South Carolina - 79														
Record: 2-0														
NO. Name	Min	FG	3P	FT	Rebounds	Fouls	TP	AS	TO	ST	Blocks	BS	BA	+/-
2 B.J. Mack	F 25:46	9-16	1-4	0-1	1 5 6	3 3	19	1	1	0	0	0	-3	
4 Stephen Clark	F 12:10	1-3	0-0	0-0	1 1 2	1 0	2	1	0	0	0	0	-5	
10 Myles Stute	F 34:36	7-11	5-6	2-2	3 2 5	3 2	21	0	1	0	0	0	5	
5 Meechie Johnson	G 28:40	4-8	1-4	2-2	0 4 4	1 1	11	5	4	0	0	0	-7	
55 Talon Cooper	G 31:16	5-8	2-4	0-0	2 2 2	1 1	12	7	0	0	0	0	0	
1 Jacobi Wright	22:13	4-7	1-2	3-3	0 1 1	2 2	12	0	2	1	0	0	8	
12 Zachary Davis	17:31	0-1	0-1	0-0	0 0 0	1 1	0	0	2	1	0	1	0	
15 Morris Ugusku	12:24	0-0	0-0	0-0	0 1 1	1 0	0	0	2	1	0	1	3	
31 Benjamin Bosmans-Vandorck	15:24	1-1	0-0	0-0	3 4 7	2 2	0	0	1	0	0	0	5	
Team					0 2 2		0		0					
Totals		31-55	10-21	7-8	8 22 30	16 12	79	16	10	2	2	1	2	
Technical Fouls: NONE														

Biggest lead		Points from Turnovers		Period by Period Scoring	
VT	USC	VT	USC	1st	2nd
5 (1 <sup>st</sup> 16:13)	10 (1 <sup>st</sup> 5:24)	11	7	VT	31 46 77
Best Scoring Run	5 (1 <sup>st</sup> 16:13)	12 (1 <sup>st</sup> 8:20)	36 36	USC	38 41 79
Lead Changes	3	Second Chance	7 12		
Times Tied	6	Fast Breaks	6 10		
Time with Lead	06:16	Bench	17 14		

### GAME 3: CAMPBELL

Official Basketball Box Score - Final														
Campbell at Virginia Tech														
11/15/23 Cassell Coliseum, Blacksburg, Va.														
2023-24 Men's Basketball														
Game Time: 6:00 PM														
Game Duration: 1:52														
Attendance: 5,899														
Officials: Ted Valentine, Doug Shows, Anthony Eades														
Campbell - 44														
Record: 1-2														
NO. Name	Min	FG	3P	FT	Rebounds	Fouls	TP	AS	TO	ST	Blocks	BS	BA	+/-
22 Laurynas Vaistasaras	F 16:07	0-6	0-3	3-4	1 4 5	3 2	3	1	1	0	0	0	-13	
0 Gediminas Mokseckas	G 25:38	2-5	1-3	0-0	1 1 2	1 0	5	2	0	0	0	0	-20	
1 Tasos Cook	G 13:41	1-2	1-1	0-0	0 1 1	0 0	3	0	2	0	0	0	-12	
0 Mason Grant	G 18:54	0-4	0-0	0-0	1 2 3	3 0	0	0	1	0	2	0	-17	
30 Anthony Dell'Orso	G 38:33	2-13	1-3	1-3	2 6 8	0 3	6	4	5	0	0	1	-14	
2 Colby Duggan	16:11	1-2	1-2	0-0	1 1 1	2 0	3	1	0	0	0	0	-8	
13 Jasin Sinani	26:30	2-5	1-3	0-0	2 3 5	1 0	5	0	0	0	0	0	-6	
35 Alex Kotov	23:52	2-6	0-1	5-6	1 3 4	1 3	9	2	2	3	0	0	-3	
5 Elijah Walsh	20:33	4-8	0-3	2-3	3 6 2	2 3	10	1	1	0	0	0	4	
Team					3 0 3		0		2					
Totals		14-51	5-19	11-16	14 24 38	13 11	44	10	16	4	3	3	-16	
Technical Fouls: NONE														

Official Basketball Box Score - Final														
Virginia Tech - 60														
11/15/23 Cassell Coliseum, Blacksburg, Va.														
2023-24 Men's Basketball														
Game Time: 6:00 PM														
Game Duration: 1:52														
Attendance: 5,899														
Officials: Ted Valentine, Doug Shows, Anthony Eades														
Virginia Tech - 60														
Record: 2-1														
NO. Name	Min	FG	3P	FT	Rebounds	Fouls	TP	AS	TO	ST	Blocks	BS	BA	+/-
31 Robbie Beran	F 27:49	2-5	0-2	2-2	0 3 3	1 1	6	1	0	2	2	1	15	
15 Lynn Kidd	C 24:48	9-12	0-0	6-7	5 10 15	2 4	24	1	2	0	0	0	11	
0 Hunter Cattoor	G 35:01	4-11	4-9	0-0	0 4 4	0 2	12	0	0	0	0			

# VIRGINIA TECH MEN'S BASKETBALL

## BOX SCORES

### GAME 5: BOISE STATE

Official Basketball Box Score - Final													Game Time: 8:00 PM			
Boise St. at Virginia Tech													Game Duration: 2:00			
11/23/23 State Farm Field House, Lake Buena Vista, Fla.													Attendance: 2,458			
2023-24 Men's Basketball													Officials: Doug Simmons, Chance Moore, Nomi Kidwai			
Boise St. - 75													Record: 2-2			
NO. Name	Min	FG	3P	FT	Rebounds	Fouls	TP	AS	TO	ST	Blocks	+	-	Shooting By Period		
2 Tyson Degenhart	36:26	5-7	0-1	8-9	3 5 8	2 10	18	2	0	0	2	0	-1	1 <sup>st</sup> FG%	17-35	48.6%
31 Cam Martin	27:13	2-6	0-1	4-4	1 3 4	2 4	8	1	3	1	0	0	-1	3 <sup>rd</sup> FT%	5-12	41.7%
11 Chibuzo Agbo	36:07	6-12	3-8	0-0	1 8 9	4 1	15	1	2	0	0	0	-2	FT%	2-4	50%
12 Max Rice	33:39	5-12	2-7	0-0	0 5 5	3 1	12	2	6	0	0	0	-3	2 <sup>nd</sup> FG%	10-22	45.5%
15 Jacx Whiting	19:16	2-4	0-0	0-0	0 1 1	1 0	4	0	1	2	0	0	-1	3 <sup>rd</sup> FT%	3-9	33.3%
0 Rodde Anderson III	13:08	1-5	1-2	0-0	0 1 1	3 0	3	2	1	0	0	0	-5	FT%	11-12	91.7%
1 Omar Stanley	25:34	5-9	2-2	1-3	1 2 3	2 3	13	2	1	0	0	1	-8	GM FG%	27-57	47.4%
5 RJ Keane	06:08	1-2	0-0	1-1	2 2 0	0 0	2	0	0	0	0	0	-5	3 <sup>rd</sup> FT%	8-21	38.1%
3 Kobe Young	01:32	0-0	0-0	0-0	0 0 0	1 0	0	0	0	0	0	0	-1	FT%	13-16	81.3%
13 Andrew Meadow	00:57	0-0	0-0	0-0	0 1 1	0 0	0	0	0	0	0	0	-2	Dead Ball Rebounds: 1, 0		
Team					1 0 1				0	2						
<b>Totals</b>	<b>27:57</b>	<b>8-21</b>	<b>13-16</b>	<b>8</b>	<b>27 35</b>	<b>21 19</b>	<b>75</b>	<b>10</b>	<b>16</b>	<b>3</b>	<b>3</b>	<b>4</b>	<b>-7</b>			

Official Basketball Box Score - Final													Game Time: 5:30 PM			
Iowa St. at Virginia Tech													Game Duration: 2:01			
11/24/23 State Farm Field House, Lake Buena Vista, Fla.													Attendance: 2,937			
2023-24 Men's Basketball													Officials: Rick Crawford, Don Daly, Courtney Green			
Iowa St. - 62													Record: 5-1			
NO. Name	Min	FG	3P	FT	Rebounds	Fouls	TP	AS	TO	ST	Blocks	+	-	Shooting By Period		
0 Tre King	24:32	3-6	0-1	4-4	1 6 7	4 3	10	1	2	1	0	1	-9	1 <sup>st</sup> FG%	11-27	40.7%
12 Robert Jones	23:14	2-3	0-0	1-2	3 4 7	1 1	5	0	1	0	1	0	1	3 <sup>rd</sup> FT%	2-9	22.2%
22 Milan Momcilovic	35:19	7-10	3-5	4-5	1 1 2	4 4	21	0	2	2	0	0	-4	FT%	6-9	66.7%
3 Tamin Lipsey	35:37	6-13	1-3	5-8	3 2 5	2 6	18	4	5	3	0	0	-12	2 <sup>nd</sup> FG%	10-23	43.5%
10 Keshon Gilbert	30:21	1-6	0-4	1-6	0 3 3	4 3	3	4	2	2	0	0	-4	3 <sup>rd</sup> FT%	3-12	25.0%
5 Curtis Jones	25:49	1-8	1-7	0-0	0 2 2	2 0	3	2	0	1	0	0	-11	FT%	9-17	52.9%
33 Omata Bilow	04:22	0-0	0-0	0-0	0 1 1	0 0	0	0	1	0	0	0	-4	GM FG%	21-50	42.0%
4 Demarion Watson	07:29	0-0	0-0	0-0	0 1 1	1 0	0	0	0	0	0	0	-5	3 <sup>rd</sup> FT%	5-21	23.8%
1 Jackson Paveletzke	13:18	1-4	0-1	0-1	0 1 1	1 2	1	0	0	0	0	0	-3	FT%	15-26	57.7%
Team					1 0 1				0	0				Dead Ball Rebounds: 4, 0		
<b>Totals</b>	<b>21:50</b>	<b>5-21</b>	<b>15-26</b>	<b>9</b>	<b>21 30</b>	<b>19 18</b>	<b>62</b>	<b>12</b>	<b>13</b>	<b>9</b>	<b>1</b>	<b>1</b>	<b>-9</b>			

Official Basketball Box Score - Final													Game Time: 8:00 PM			
Boise St. at Virginia Tech													Game Duration: 2:00			
11/23/23 State Farm Field House, Lake Buena Vista, Fla.													Attendance: 2,458			
2023-24 Men's Basketball													Officials: Doug Simmons, Byron Jarrett, Chance Moore			
Virginia Tech - 82													Record: 4-1			
NO. Name	Min	FG	3P	FT	Rebounds	Fouls	TP	AS	TO	ST	Blocks	+	-	Shooting By Period		
31 Robbie Beran	28:22	1-3	0-0	2-2	0 3 3	4 1	4	1	1	1	2	1	-5	1 <sup>st</sup> FG%	14-29	48.3%
15 Lynn Kidd	28:52	6-8	0-0	7-7	1 5 6	2 6	19	1	1	1	0	0	11	3 <sup>rd</sup> FT%	10-10	100%
0 Hunter Cattoor	36:51	5-11	5-10	4-5	0 1 1	3 4	19	1	1	1	0	0	13	FT%	4-13	92.3%
2 MJ Collins	08:19	0-3	0-1	0-0	0 0 0	3 0	4	0	0	0	0	0	-4	2 <sup>nd</sup> FG%	12-26	46.2%
3 Sean Pedulla	36:08	5-16	1-3	7-8	0 6 6	1 6	18	7	3	2	0	2	8	3 <sup>rd</sup> FT%	3-8	37.5%
4 Mekhi Long	11:55	2-2	0-0	1-4	5 3 0	4 1	1	0	0	0	0	0	12	FT%	11-14	78.6%
23 Tyler Nickel	31:41	5-10	1-4	3-5	1 3 4	0 3	14	2	1	1	1	0	11	GM FG%	26-55	47.3%
34 Mylajael Poteat	10:51	2-2	0-0	1-0	1 0 1	3 0	4	1	0	0	0	0	-4	3 <sup>rd</sup> FT%	7-18	38.9%
10 Brandon Rechsteiner	03:52	0-0	0-0	0-0	0 1 1	0 0	0	0	0	0	0	0	-1	FT%	23-27	85.2%
13 Jaydon Young	03:09	0-0	0-0	0-0	0 0 0	0 0	0	0	0	0	0	0	-6	Dead Ball Rebounds: 2, 0		
Team					0 1 1				0	0				Dead Ball Rebounds: 0, 0		
<b>Totals</b>	<b>26:55</b>	<b>7-18</b>	<b>23-27</b>	<b>4</b>	<b>24 28</b>	<b>19 20</b>	<b>82</b>	<b>14</b>	<b>9</b>	<b>6</b>	<b>4</b>	<b>3</b>	<b>7</b>			

Official Basketball Box Score - Final													Game Time: 5:30 PM			
Iowa St. at Virginia Tech													Game Duration: 2:18			
11/24/23 State Farm Field House, Lake Buena Vista, Fla.													Attendance: 9,121			
2023-24 Men's Basketball													Officials: Don Daly, Ben Lerox, Orlans Poole			
Virginia Tech - 57													Record: 5-3			
NO. Name	Min	FG	3P	FT	Rebounds	Fouls	TP	AS	TO	ST	Blocks	+	-	Shooting By Period		
23 Tyler Nickel	19:29	0-5	0-3	0-0	0 1 1	3 1	0	0	3	0	0	0	-24	1 <sup>st</sup> FG%	7-21	33.3%
31 Robbie Beran	10:48	0-1	0-1	2-2	0 2 2	5 1	2	0	0	1	0	0	-5	3 <sup>rd</sup> FT%	1-7	14.3%
15 Lynn Kidd	29:17	2-6	0-0	2-2	5 7 1	1 1	6	1	2	2	1	0	-7	FT%	9-14	64.3%
0 Hunter Cattoor	31:57	4-11	1-6	7-9	1 5 6	3 5	16	1	3	0	0	0	-16	2 <sup>nd</sup> FG%	7-30	23.3%
3 Sean Pedulla	27:42	0-9	0-2	4-6	1 1 2	1 5	4	1	7	1	0	0	-20	FT%	14-17	82.4%
4 Mekhi Long	18:23	1-2	0-0	3-5	3 4 7	5 4	5	0	2	0	0	0	-4	GM FG%	14-51	27.5%
34 Mylajael Poteat	09:11	1-4	0-0	2-2	1 1 2	2 2	4	0	0	0	0	0	-9	3 <sup>rd</sup> FT%	6-20	30.0%
13 Jaydon Young	24:22	3-6	3-4	0-0	0 1 1	1 0	9	1	1	1	0	0	-4	FT%	23-31	74.2%
10 Brandon Rechsteiner	12:18	1-2	0-1	0-0	1 0 1	2 0	2	2	2	1	0	0	3	Dead Ball Rebounds: 4, 0		
11 John Camden	15:01	2-4	2-3	3-5	2 4 6	2 2	9	1	1	0	0	0	2			
5 Patrick Wessler	01:32	0-1	0-0	0-0	0 1 1	0 0	0	0	0	0	0	0	-1	Dead Ball Rebounds: 0, 0		
Team					5 3 8				0	0				Dead Ball Rebounds: 0, 0		
<b>Totals</b>	<b>14:51</b>	<b>6-20</b>	<b>23-31</b>	<b>17</b>	<b>27 44</b>	<b>25 21</b>	<b>57</b>	<b>7</b>	<b>21</b>	<b>5</b>	<b>2</b>	<b>7</b>	<b>-17</b>			

### GAME 7: FLORIDA ATLANTIC

Official Basketball Box Score - Final													Game Time: 1:00 PM			
Fla. Atlantic at Virginia Tech													Game Duration: 1:50			
11/23/23 State Farm Field House, Lake Buena Vista, Fla.													Attendance: 2,528			
2023-24 Men's Basketball													Officials: Doug Simmons, Byron Jarrett, Chance Moore			
Fla. Atlantic - 84													Record: 5-1			
NO. Name	Min	FG	3P	FT	Rebounds	Fouls	TP	AS	TO	ST	Blocks	+	-	Shooting By Period		
50 Vladislav Goldin	21:52	7-7	0-0	0-0	1 3 4	3 0	14	0	1	0	3	0	19	1 <sup>st</sup> FG%	13-27	48.1%
G 20:41	5-8	2-3	0-0	0 7 7	3 0	10	1	5	2	1	0	0	21	3 <sup>rd</sup> FT%	3-10	30.0%
12 Jalen Gaffney	34:11	4-7	1-2	0-0	2 4 6	0 1	9	6	0	1	0	0	37	FT%	4-4	75%
15 Aijah Martin	28:17	5-9	3-4	4-4	1 7 8	0 4	17	4	2	1	0	0	30	2 <sup>nd</sup> FG%	20-31	64.5%
23 Brandon Weatherspoon	29:18	2-8	2-8	0-0	2 2 1	0 6	0	2	1	0	0	0	28	FT%	6-12	50.0%
4 Bryan Greenlee	23:43	4-6	1-2	1-1	0 5 5	3 1	10	4	2	3	0	0	16	GM FG%	33-58	56.9%
0 Brenon Loriet	13:16	1-6	0-2	0-0	1 1 2	2 0	2	0	2	1	0	0	1	3 <sup>rd</sup> FT%	9-22	40.9%
3 Giancarlo Rosado	12:36	2-3	0-0	1-2	1 1 2	1 1	5	1	0	0	0	0	12	FT%	9-11	81.8%
25 Tre Carroll	07:38	2-3	0-1	3-3	0 1 1	1 0	2	7	0	1	0	0	7	Dead Ball Rebounds: 1, 0		
5 Isaiah Gaines	04:29	1-1	0-0	0-1	2 2 2	1 2	0	0	1	0	0	0	0			
30 Leo Bath	02:36	0-0	0-0	0-0	0 1 1	0 0	0	0	0	0	0	0	0			
13 Jack Johnson	01:23	0-0	0-0	0-0	0 0 0	0 0	0	0	0	0	0	0	-1	Dead Ball Rebounds: 0, 0		
Team					1 0 1				0	0				Dead Ball Rebounds: 0, 0		
<b>Totals</b>	<b>33:58</b>	<b>9-22</b>	<b>9-11</b>	<b>6</b>	<b>34 40</b>	<b>15 10</b>	<b>84</b>	<b>16</b>	<b>15</b>	<b>5</b>	<b>0</b>	<b>34</b>				

Official Basketball Box Score - Final													Game Time: 1:00 PM			
Iowa St. at Virginia Tech													Game Duration: 2:18			
11/24/23 State Farm Field House, Lake Buena Vista, Fla.													Attendance: 9,121			
2023-24 Men's Basketball													Officials: Don Daly, Ben Lerox, Orlans Poole			
Virginia Tech - 50													Record: 5-2			
NO. Name	Min	FG	3P	FT	Rebounds	Fouls	TP	AS	TO	ST	Blocks	+	-	Shooting By Period		
31 Robbie Beran	17:01	0-2	0-0	0-0	1 1 2	0 1	0	1	0	2	0	0	-22	1 <sup>st</sup> FG%	10-28	35.7%
15 Lynn Kidd	23:02	4-8	0-0	1-2	1 6 7	1 1										

# VIRGINIA TECH MEN'S BASKETBALL

## BOX SCORES

### GAME 9: LOUISVILLE

Official Basketball Box Score - Final														Game Time: 4:00 PM				
Louisville at Virginia Tech														Game Duration: 2:06				
2/20/23 Cassell Coliseum, Blacksburg, Va.														Attendance: 8,925				
2023-24 Men's Basketball														Officials: Roger Ayers, Ron Groover, Clarence Armstrong				
Louisville - 68														Record: 4-4 (0-1)				
NO. Name	Min	FG	3P	FT	Rebounds	Fouls	TP	AS	TO	ST	Blocks	BS	BA	+	-	Shooting By Period		
0 Mike James	F 33:26	4-12	2-5	0-0	2 7 9	4 2	10	4	1	1	0	0	0	-8	1 <sup>st</sup> FG% 12-28	42.9%	3PT% 4-10	40.0%
5 Brandon Huntley-Hatfield	F 38:01	4-6	0-1	6-6	2 7 9	3 5	14	0	1	0	1	0	-1	FT% 3-3	100%	FT% 3-3	100%	
12 JJ Traynor	F 27:36	3-7	1-2	1-2	2 3 5	2 1	8	0	0	0	2	0	3	2 <sup>nd</sup> FG% 11-29	37.9%	3PT% 2-9	22.2%	
22 Tre White	G 34:18	4-10	1-4	1-1	0 3 3	1 2	10	4	3	3	1	0	1	FT% 13-15	86.7%	GM FG% 23-57	40.4%	
55 Skyy Clark	G 36:10	4-12	1-4	7-8	0 2 2	4 5	16	3	3	0	0	2	1	3PT% 6-19	31.6%	FT% 16-18	88.9%	
4 Ty-Laur Johnson	19:03	4-8	1-3	1-1	1 1 2	3 2	10	0	2	0	0	0	-10	Dead Ball Rebounds: 3, 0				
1 Curtis Williams	05:35	0-2	0-0	0-0	0 0 0	0 0	0	0	0	0	0	0	-10					
34 Emmanuel Okorofor	01:59	0-0	0-0	0-0	0 0 0	0 0	0	0	0	0	0	0	-6					
10 Kaleb Glenn	03:52	0-0	0-0	0-0	0 0 0	0 0	0	0	0	0	0	0	-5					
Team		2 1 3		0 0 0		0 0 0		0 0 0		0 0 0		0 0 0						
Totals		23-57	6-19	16-18	9 24 33	21 17	68	11	14	6	4	2	-7					

Official Basketball Box Score - Final														Game Time: 4:00 PM			
Louisville at Virginia Tech														Game Duration: 2:06			
2/20/23 Cassell Coliseum, Blacksburg, Va.														Attendance: 8,925			
2023-24 Men's Basketball														Officials: Roger Ayers, Ron Groover, Clarence Armstrong			
Virginia Tech - 75														Record: 6-3 (1-0)			
NO. Name	Min	FG	3P	FT	Rebounds	Fouls	TP	AS	TO	ST	Blocks	BS	BA	+	-	Shooting By Period	
23 Tyler Nickel	F 24:48	1-6	1-6	0-0	0 2 2	2 0	3	2	0	1	1	0	5	1 <sup>st</sup> FG% 12-30	40.0%	3PT% 3-10	30.0%
31 Robbie Beran	F 12:47	1-7	0-4	0-0	0 1 1	0 1	2	0	0	0	1	1	-12	FT% 3-4	75%	FT% 3-4	75%
15 Lynn Kidd	C 24:40	8-13	0-0	3-4	0 4 4	4 2	19	1	1	0	0	0	4	2 <sup>nd</sup> FG% 12-25	48.0%	3PT% 2-10	20.0%
0 Hunter Cattoor	G 38:27	3-6	1-3	5-5	1 2 3	2 6	12	2	3	0	0	6	FT% 19-23	82.6%	GM FG% 24-55	43.6%	
3 Sean Pedulla	G 26:19	2-6	0-3	4-6	1 4 5	4 4	8	4	4	0	0	-7	3PT% 5-20	25.0%	FT% 5-20	25.0%	
2 MJ Collins	23:49	5-10	3-3	7-7	2 2 4	3 5	20	4	1	0	0	2	9	FT% 22-27	81.5%	Dead Ball Rebounds: 4, 0	
4 Mekhi Long	27:20	1-3	0-1	2-4	2 6 8	0 2	4	1	1	2	0	0	19				
34 Mylajael Poteat	15:33	3-4	0-0	1-1	0 2 2	2 1	7	1	0	0	0	1	3				
10 Brandon Rechsteiner	03:31	0-0	0-0	0-0	0 0 0	0 0	0	1	0	0	0	0	11				
13 Jaydon Young	03:06	0-0	0-0	0-0	0 0 0	0 0	0	0	0	0	0	0	-3				
Team		2 1 3		0 0 0		0 0 0		0 0 0		0 0 0		0 0 0					
Totals		24-55	5-20	22-27	8 24 32	17 21	75	16	10	6	2	4	7				

Cards		Hokies		Points from Turnovers		Cards		Hokies		Period by Period Scoring		
Biggest lead	8 (1 <sup>st</sup> 16:32)	8 (2 <sup>nd</sup> 0:12)	Points from Turnovers	17	17	1st	2nd	TOT	Cards	31	37	68
Best Scoring Run	7 (1 <sup>st</sup> 16:32)	11 (2 <sup>nd</sup> 17:44)	Paint	26	36				Hokies	30	45	75
Lead Changes	9	5	Second Chance	9	10							
Times Tied	2	0	Fast Breaks	12	5							
Time with Lead	19:45	18:32	Bench	10	31							

### GAME 10: VALPARAISO

Official Basketball Box Score - Final														Game Time: 12:00 PM			
Valparaiso at Virginia Tech														Game Duration: 1:46			
12/09/23 Cassell Coliseum, Blacksburg, Va.														Attendance: 6,107			
2023-24 Men's Basketball														Officials: Bert Smith, Tommy Morrissey, JW Lucas			
Valparaiso - 50														Record: 4-6			
NO. Name	Min	FG	3P	FT	Rebounds	Fouls	TP	AS	TO	ST	Blocks	BS	BA	+	-	Shooting By Period	
1 Jerome Palm	F 13:16	0-3	0-0	0-0	0 0 0	2 0	0	0	1	0	0	0	-1	1 <sup>st</sup> FG% 9-27	33.3%	3PT% 2-14	14.3%
13 Cooper Schwiager	F 26:00	1-4	0-3	0-0	0 2 2	3 1	2	0	2	1	0	0	-30	FT% 3-4	75%	FT% 3-4	75%
0 Jaxon Edwards	G 30:26	6-10	1-4	0-1	1 4 5	3 2	13	0	1	1	0	0	-24	2 <sup>nd</sup> FG% 12-25	48.0%	3PT% 1-10	10.0%
6 Darius DeAveiro	G 38:24	2-6	1-4	2-2	1 3 4	3 3	7	6	4	0	0	0	-17	FT% 2-4	50%	GM FG% 21-52	40.4%
19 Isaiah Stafford	G 32:01	5-15	1-8	3-5	0 3 3	0 3	14	4	4	4	2	1	-11	3PT% 3-24	12.5%	FT% 5-8	62.5%
4 Sherman Weatherspoon	22:15	2-6	0-4	0-0	1 0 1	2 1	4	0	1	1	0	0	-9	Dead Ball Rebounds: 1, 1			
5 Ota Aljiboye	06:54	0-1	0-0	0-0	0 0 0	1 0	0	0	0	1	0	0	2				
21 Kaspar Sepp	29:08	5-7	0-1	0-0	1 4 5	1 0	10	0	1	1	0	0	-11				
3 Anthony Sciarroni	01:36	0-0	0-0	0-0	0 0 0	0 0	0	0	0	0	0	0	-4				
Team		1 1 2		0 0 0		0 0 0		0 0 0		0 0 0		0 0 0					
Totals		21-52	3-24	5-8	5 17 22	15 10	50	10	14	9	2	1	-21				

Official Basketball Box Score - Final														Game Time: 12:00 PM			
Valparaiso at Virginia Tech														Game Duration: 1:46			
12/09/23 Cassell Coliseum, Blacksburg, Va.														Attendance: 6,107			
2023-24 Men's Basketball														Officials: Bert Smith, Tommy Morrissey, JW Lucas			
Virginia Tech - 71														Record: 7-3			
NO. Name	Min	FG	3P	FT	Rebounds	Fouls	TP	AS	TO	ST	Blocks	BS	BA	+	-	Shooting By Period	
23 Tyler Nickel	F 25:43	4-7	4-7	0-0	0 2 2	1 0	12	3	1	0	0	0	18	1 <sup>st</sup> FG% 12-21	57.1%	3PT% 6-12	50.0%
15 Lynn Kidd	C 22:05	4-7	0-0	6-6	1 5 6	4 4	14	1	1	0	0	0	10	FT% 7-8	87.5%	FT% 7-8	87.5%
0 Hunter Cattoor	G 33:26	5-9	3-6	6-6	0 3 3	1 4	19	3	2	1	0	0	26	2 <sup>nd</sup> FG% 11-32	34.4%	3PT% 4-15	26.7%
4 Mekhi Long	G 20:50	3-4	0-0	2-4	2 2 6	1 2	6	3	3	1	0	0	19	FT% 8-10	80%	GM FG% 23-53	43.4%
10 Brandon Rechsteiner	G 27:57	1-6	1-6	2-2	0 1 1	1 1	5	3	3	1	0	0	18	3PT% 10-27	37.0%	FT% 15-18	83.3%
31 Robbie Beran	21:13	3-6	2-4	1-2	1 3 4	1 2	9	3	3	0	1	1	7	Dead Ball Rebounds: 2, 0			
2 MJ Collins	18:13	0-4	0-2	0-0	0 1 1	0 0	1	2	0	0	0	0	6				
34 Mylajael Poteat	13:09	3-4	0-0	0-0	2 4 6	2 2	6	2	0	0	0	0	6				
13 Jaydon Young	11:17	0-2	0-1	0-0	0 3 3	1 0	0	0	1	1	0	0	-1				
11 John Camden	02:38	0-2	0-1	0-0	2 0 2	1 0	0	0	0	0	0	0	4				
5 Patrick Wessler	01:51	0-1	0-0	0-0	1 1 2	0 0	0	0	0	0	0	0	4				
33 Michael Ward	00:52	0-0	0-0	0-0	0 0 0	0 0	0	0	0	0	0	0	-2				
55 Conner Venable	00:52	0-1	0-0	0-0	1 0 1	0 0	0	0	0	0	0	0	-2				
Team		1 3 4		0 0 0		0 0 0		0 0 0		0 0 0		0 0 0					
Totals		23-53	10-27	15-18	13 28 41	10 15	71	18	15	5	1	2	21				

Cards		Hokies		Points from Turnovers		Cards		Hokies		Period by Period Scoring		
Biggest lead	1 (1 <sup>st</sup> 19:28)	25 (2 <sup>nd</sup> 10:05)	Points from Turnovers	14	17	1st	2nd	TOT	Cards	23	27	50
Best Scoring Run	7 (2 <sup>nd</sup> 7:30)	9 (2 <sup>nd</sup> 10:05)	Paint	24	22				Hokies	37	34	71
Lead Changes	2	4	Second Chance	3	11							
Times Tied	1	4	Fast Breaks	4	4							
Time with Lead	00:53	38:32	Bench	14	15							

### GAME 11: VERMONT

Official Basketball Box Score - Final														Game Time: 4:05 PM			
Vermont at Virginia Tech														Game Duration: 1:50			
12/16/23 Cassell Coliseum, Blacksburg, Va.														Attendance: 4,918			
2023-24 Men's Basketball														Officials: Bill Covington Jr., Justin Porterfield, Trey Shyros			
Vermont - 51														Record: 8-4			
NO. Name	Min	FG	3P	FT	Rebounds	Fouls	TP	AS	TO	ST	Blocks	BS	BA	+	-	Shooting By Period	
0 Ilori Ayo-Faleye	F 17:32	1-4	0-0	0-0	1 1 2	3 0	2	0	1	0	2	0	-18	1 <sup>st</sup> FG% 7-27	25.9%	3PT% 2-12	16.7%
24 Matt Veretto	F 15:33	0-4	0-2	0-0	0 2 2	3 0	0	0	0	1	0	0	-1	FT% 1-3	33.3%	FT% 1-3	33.3%
3 TJ Hurley	G 17:33	4-7	0-2	1-1	0 1 1	1 3	9	0	1	0	0	0	-24	2 <sup>nd</sup> FG% 14-30	46.7%	3PT% 2-8	25.0%
12 Shamir Bogues	G 12:08	0-1	0-0	1-2	0 3 3	0 1	1	0	2	1	0	1	-5	FT% 4-6	66.7%	GM FG% 21-57	36.8%
20 TJ Long	G 21:25	2-7	0-0	0-0	0 3 3	1 0	5	0	0	0	0	0	-6	3PT% 4-20	20.0%	FT% 5-9	55.6%
1 Aaron Deloney	18:30	1-3	0-2	0-0	0 1 1	1 0	2	4	1	0	0	0	-14	Dead Ball Rebounds: 1, 2			
32 Nick Fiorillo	23:26	5-10	1-4	2-3	0 2 2	2 5	13	0	0	0	0	1	-4				
2 Sam Alamutu	14:50	2-3	0-1	0-0	1 2 3	1 0	4	2	0	0	0	0	-3				
5 Brenton Mills	23:05	2-7	0-1	1-3	0 2 2	1 3	5	1	0	0	0	0	-21				
21 Seth Joba	13:08	2-5	1-1	0-0	0 2 2												



## BOX SCORES

### GAME 13: WAKE FOREST

### GAME 14: FLORIDA STATE



Official Basketball Box Score - Final  
**Virginia Tech at Wake Forest**  
 12/30/23 LVM Coliseum, Winston-Salem  
 2023-24 Men's Basketball

Game Time: 2:00 PM  
 Game Duration: 1:53  
 Attendance: 10,055

Officials: Roger Ayers, Tony Henderson, Brent Hampton

Virginia Tech - 63

Record: 9-4 (1-1)

NO.	Name	Min	FG			3P			FT			Rebounds		Fouls		TP	AS	TO	ST	Blocks		+/-
			M-A	M-A	M-A	OR	DR	TOT	PF	FD	OR	DR	TOT	BS	BA							
15	Lynn Kidd	29:20	7-15	0-0	0-0	1	4	5	3	4	14	3	3	0	0	0	0	0	0	0	0	-11
0	Hunter Cattoor	G 32:36	5-7	1-3	3-3	0	6	6	3	2	14	2	1	0	0	0	0	0	0	0	0	-19
2	MJ Collins	G 19:33	0-3	0-0	0-0	0	2	2	0	0	0	0	0	0	0	1	0	0	0	0	-13	
3	Sean Pedulla	G 19:26	2-8	1-4	0-0	0	2	2	2	1	5	2	6	0	0	2	6	0	0	2	-13	
4	Mekhi Long	G 18:58	2-3	0-1	1-4	2	3	5	2	2	5	0	2	0	1	0	0	1	0	0	-23	
10	Brandon Reichsteiner	20:34	2-3	0-1	0-0	0	4	4	1	0	4	1	3	0	0	0	0	0	0	0	-10	
31	Robbie Baran	18:42	3-6	2-4	0-0	0	2	2	4	1	8	2	2	0	2	0	0	0	0	0	0	
34	Mylyjael Poteat	06:43	1-2	0-0	0-0	0	1	1	1	0	2	0	0	0	0	0	0	0	0	0	-11	
23	Tyler Nickel	28:31	2-4	1-2	6-7	0	2	2	1	5	11	1	1	0	1	0	0	0	0	0	-14	
5	Patrick Wessler	03:57	0-1	0-1	0-0	0	0	0	1	0	0	0	0	0	0	0	0	0	0	0	-1	
13	Jaydon Young	03:40	0-0	0-0	0-0	0	1	1	0	0	0	0	1	0	0	0	0	0	0	0	0	
Team									1		2											
<b>Totals</b>			24-52	5-16	10-14	4	28	32	18	15	63	12	19	1	4	3	23					

Shooting By Period		
1 <sup>st</sup> FG%	9-24	37.5%
3PT%	0-5	0.0%
FT%	6-7	85.7%
2 <sup>nd</sup> FG%	15-28	53.6%
3PT%	5-11	45.5%
FT%	4-7	57.1%
GM FG%	24-52	46.2%
3PT%	5-16	31.3%
FT%	10-14	71.4%

Dead Ball Rebounds: 2, 0

Technical Fouls: NONE

Wake Forest - 86

Record: 9-3 (1-0)

NO.	Name	Min	FG			3P			FT			Rebounds		Fouls		TP	AS	TO	ST	Blocks		+/-
			M-A	M-A	M-A	OR	DR	TOT	PF	FD	OR	DR	TOT	BS	BA							
11	Andrew Carr	F 28:48	4-9	0-3	7-7	2	6	8	0	5	15	0	2	2	2	1	0	0	21	0	0	21
4	Efton Reid	C 19:49	5-9	1-1	2-2	2	6	8	4	1	13	2	1	2	0	1	10	0	0	0	10	
0	Kevin Miller	G 31:16	4-14	0-1	6-6	0	2	2	2	5	14	2	3	1	0	1	18	0	0	0	18	
2	Cameron Hildreth	G 30:06	5-12	2-2	2-2	0	2	2	4	2	14	1	0	1	0	0	18	0	0	0	18	
23	Hunter Sallis	G 33:57	8-14	2-6	2-4	4	5	9	1	4	20	1	0	1	2	1	20	1	0	1	20	
25	Zach Keller	20:11	1-3	0-1	0-0	0	1	1	1	1	2	2	0	2	0	1	13	0	0	0	13	
20	Parker Friedrichsen	20:29	1-3	1-3	0-0	0	0	0	2	0	3	0	0	0	0	0	11	0	0	0	11	
1	Marqus Marion	11:12	1-2	0-0	0-0	3	1	4	1	0	2	0	0	0	0	0	2	0	0	0	2	
10	Abramo Canka	01:28	0-0	0-0	0-0	0	1	1	0	0	0	1	0	0	0	0	2	0	0	0	2	
45	Vincent Ricchiuti	01:22	1-2	1-2	0-0	0	0	0	0	0	3	0	0	0	0	0	0	0	0	0	0	
52	Will Underwood	01:22	0-0	0-0	0-0	0	0	0	0	0	0	0	0	0	0	0	0	0	0	0	0	
Team									0		2											
<b>Totals</b>			30-68	7-19	19-21	11	26	37	15	18	86	9	7	9	3	4	23					

Shooting By Period		
1 <sup>st</sup> FG%	17-33	51.5%
3PT%	2-4	50.0%
FT%	8-9	88.9%
2 <sup>nd</sup> FG%	13-35	37.1%
3PT%	5-15	33.3%
FT%	11-12	91.7%
GM FG%	30-68	44.1%
3PT%	7-19	36.8%
FT%	19-21	90.5%

Dead Ball Rebounds: 1, 0

Technical Fouls: NONE

	VTECH	WAKE	Points from	VTECH	WAKE	Turnovers	7	23	Period by Period Scoring			
Biggest lead	0 (1 <sup>st</sup> 20:00)	28 (2 <sup>nd</sup> 15:01)	Turnovers	7	23	Paint	30	36	1st	2nd	TOT	
Best Scoring Run	5 (2 <sup>nd</sup> 5:53)	11 (2 <sup>nd</sup> 19:46)	Paint	30	36	Second Chance	5	0	VTECH	24	39	63
Lead Changes	0		Second Chance	5	0	Fast Breaks	5	0	WAKE	44	42	86
Times Tied	0		Fast Breaks	5	0	Bench	25	10				
Time with Lead	00:00	38:21	Bench	25	10							

### GAME 15: CLEMSON

### GAME 16: MIAMI



**0**  
**HUNTER CATTOOR**  
 GR. • G • 6-3 • 200  
 ORLANDO, FLA.  
 BISHOP MOORE



**2**  
**MJ COLLINS**  
 SO. • G • 6-4 • 195  
 CLOVER, S.C.  
 COMBINE ACADEMY



**3**  
**SEAN PEDULLA**  
 JR. • G • 6-1 • 195  
 EDMOND, OKLA.  
 EDMOND MEMORIAL



**4**  
**MEKHI LONG**  
 GR. • F • 6-7 • 200  
 BRYANS ROAD, MD.  
 OLD DOMINION



**5**  
**PATRICK WESSLER**  
 R-FR. • C • 7-0 • 255  
 MATTHEWS, N.C.  
 COMBINE ACADEMY



**10**  
**BRANDON RECHSTEINER**  
 FR. • G • 6-1 • 185  
 ACWORTH, GA.  
 ETOWAH



**11**  
**JOHN CAMDEN**  
 R-SO. • F • 6-8 • 220  
 DOWNINGTOWN, PA.  
 BREWSTER ACADEMY



**13**  
**JAYDON YOUNG**  
 FR. • G • 6-4 • 205  
 GOLDSBORO, N.C.  
 GREENSBORO DAY SCHOOL



**15**  
**LYNN KIDD**  
 SR. • C • 6-10 • 235  
 GAINESVILLE, FLA.  
 CLEMSON



**23**  
**TYLER NICKEL**  
 SO. • G/F • 6-7 • 220  
 HARRISONBURG, VA.  
 NORTH CAROLINA



**31**  
**ROBBIE BERAN**  
 GR. • F • 6-9 • 215  
 RICHMOND, VA.  
 NORTHWESTERN



**33**  
**MICHAEL WARD**  
 SO. • G • 6-2 • 175  
 BETHESDA, MD.  
 WALT WHITMAN



**34**  
**MYLYJAEEL POTEAT**  
 SR. • F • 6-9 • 265  
 REIDSVILLE, N.C.  
 RICE



**55**  
**CONNER VENABLE**  
 FR. • G • 6-3 • 190  
 WASHINGTON, D.C.  
 THE HEIGHTS SCHOOL



**MIKE YOUNG**  
 HEAD COACH  
 5TH SEASON



**J.D. BYERS**  
 ASSISTANT COACH  
 1ST SEASON



**KEVIN GILTNER**  
 ASSISTANT COACH  
 5TH SEASON



**CHRISTIAN WEBSTER**  
 ASSISTANT COACH  
 8TH SEASON