

2018-19 PENN STATE BASKETBALL

GAME

6

vs. No. 13/12 VIRGINIA TECH

Nov. 27, 2018 | 7:00 p.m. ET
ESPN2
University Park, Pa.
Bryce Jordan Center (15,261)

2018-19 SCHEDULE

Date	Opponent (TV)	Time/Result
------	---------------	-------------

NOVEMBER

CANCUN CHALLENGE / UNIVERSITY PARK REGIONAL

9 FRI NORTH FLORIDA (BTN+) W, 87-72
12 MON JACKSONVILLE STATE (BTN) W, 76-61

GAVITT TIPOFF SERIES - CHICAGO, ILL.

15 Thu at DePaul (FS1) L, 70-72 (ot)

CANCUN CHALLENGE / UNIVERSITY PARK REGIONAL

20 Tue vs. Wright State (CBSSN) W, 77-59
21 Wed vs. Bradley (CBSSN) L, 56-59

B1G/ACC CHALLENGE

27 TUE No. 13/12 VIRGINIA TECH (ESPN2) 7 p.m.

DECEMBER

1 Sat at Maryland* (BTN) 5 p.m.
4 TUE INDIANA* (BTN) 7 p.m.
8 Sat COLGATE (BTN+) 2 p.m.

NAISMITH BASKETBALL HALL OF FAME
BOARDWALK CLASSIC - ATLANTIC CITY, N.J.

15 Sat vs. NC State (ESPNU) 2 p.m.

19 Wed at Duquesne (CBSSN)
21 Fri at Alabama (SEC) 9 p.m.
29 SAT UMBC (BTN+/BTN) TBA

JANUARY

3 Thu at Michigan* (ESPN/ESPN2) 7 p.m.
6 SUN WISCONSIN* (BTN) 7:30 p.m.
10 Thu at Nebraska* (ESPN/ESPN2) 9 p.m.
13 SUN MICHIGAN STATE* (CBS) 1:30/4:30 p.m.
16 WED IOWA* (BTN) 7 p.m.
19 Sat at Minnesota* (BTN) 8:30 p.m.
26 SAT RUTGERS* (BTN) 4:30 p.m.
31 THU PURDUE* (FS1) 7 p.m.

FEBRUARY

4 Mon at Northwestern* (FS1) 8 p.m.
7 Thu at Ohio State* (ESPN/ESPN2) 7 p.m.
12 TUE MICHIGAN* (BTN) 8:30 p.m.
16 Sat at Purdue* (BTN) 4 p.m.
19 TUE NEBRASKA* (FS1) 7 p.m.
23 Sat at Illinois* (BTN) Noon
27 WED MARYLAND* (BTN) 6:30 p.m.

MARCH

2 Sat at Wisconsin* (BTN) 1 p.m.
6 Wed at Rutgers* (BTN) 7 p.m.
10 SUN ILLINOIS* (FS1) Noon

BIG TEN TOURNAMENT

Wednesday-Sunday, March 13-17, 2019
United Center, Chicago, Ill.

Rankings Associated Press / Coaches
All Times Eastern

HOME GAMES in CAPS | * Big Ten game

VIRGINIA TECH HOKIES

Coach: Buzz Williams (Oklahoma City, 1994)
Bradley Record: 79-60 (5th season)
Career Record: 232-146 (12th season)
2018-19 Record: 5-0, 0-0 Atlantic Coast
2018-19 Leading Scorer:
#4 Nickeil Alexander-Walker, So., G/F - 14.2 ppg
2018-19 Leading Rebounder:
#4 Nickeil Alexander-Walker, So., G/F - 5.4 rpg
2018-19 Assists Leader:
#5 Justin Robinson, Jr., G - 6.2 apg

PENN STATE NITTANY LIONS

Coach: Patrick Chambers (Philadelphia, 1994)
Penn State Record: 116-124 (8th season)
Career Record: 158-152 (10th season)
2018-19 Leading Scorer:
#11 Lamar Stevens, Jr., F - 24.8 ppg
2018-19 Leading Rebounder:
#11 Lamar Stevens, Jr., F - 8.8 rpg
2018-19 Assists Leader:
#23 Josh Reaves, Sr., G - 3.4 apg

PROBABLE STARTERS

#	NAME	POS.	ELG.	PTS	REB	STAT	NOTES
11	Lamar Stevens	F	Jr.	24.8	8.8	5 consec 20+ pt gms	Entered PSU top 30 for car rebounds (459)
21	John Harrar	F	So.	4.6	4.8	10-3 rec in lineup	Top FG% on team (52.9)
2	Myles Dread	G	Fr.	11.8	3.6	2nd on team in stls	Averaged 10.0 ppg in 4 Cancun Chal. gms
5	Jamari Wheeler	G	So.	3.4	3.4	frosh rec 52 stls	12 pts. vs. Wright St., 4-5 FG 2-3 3FG
23	Josh Reaves	G	Sr.	11.8	6.0	2x B1G stls leader	No. 8 on NCAA active career list w/ 182 steals

STAT COMPARISON

VT	STATS	PSU
82.4	Scoring Average	73.2
60.6	Opponent Scoring Average	64.6
51.3	Field-Goal Percentage	42.2
41.6	Opponent Field-Goal Percentage	41.7
11.0	3-Pointers Per Game	8.2
41.4	3-Point Field Goal Percentage	32.3
35.7	Opponent 3-Point Field Goal %	22.9
73.1	Free Throw Percentage	71.3
31.6	Rebounds Per Game	37.4
30.0	Opponent Rebounds Per Game	35.2
18.0	Assists Per Game	11.8
12.4	Turnovers Per Game	13.0
8.2	Steals Per Game	7.8
2.8	Blocks Per Game	2.6

SERIES RECORD

Virginia Tech leads the series with Penn State 6-2, but the Nittany Lions won the last two ACC/B1G Challenge meetings between the two teams.

SERIES RECORD: Virginia Tech 6-2

Date	Result	PSU	VT
Feb. 12, 1921	H	L	23
Dec. 28, 1966	N	L	65
Dec. 7, 1977	A	L	75
Jan. 13, 1979	A	L	68
Nov. 28, 2007*	H	W	66
Dec. 12, 2009	H	L	64
Dec. 12, 2010	A	L	69
Dec. 3, 2014*	H	W	61

*B1G/ACC Challenge games

BROADCAST INFO

WATCH: ESPN2

Mike Corey (pxp) & Debbie Antonelli (analyst)

STREAM: espn.com/watch

LISTEN: Penn State Sports Network

Steve Jones (pxp) & Dick Jerardi (analyst)

Affiliates: GoPSUsports.com/MBBAffiliates1819

Online: GoPSUsports.com/lionvision

XM 381 | **Internet** 966

NITTANY LIONS' RECORD

Overall H A N OT

2018-19
Overall 3-2 2-0 0-1 1-1 0-1
Big Ten 0-0 0-0 0-0 0-0 0-0
November 3-2 2-0 0-1 1-1 0-1

STREAKS:

Overall
L1 Last Win: 11/20 vs. Wright State (77-59)
Last Loss: 11/21 vs. Bradley (55-59)

Home
W3 Last Win: 11/12 vs. Jacksonville St. (76-61)
Last Loss: 2/21 vs. #17 Michigan (63-72)

Away
L1 Last Win: 3/20 at Marquette-NIT (85-80)
Last Loss: 11/15 at DePaul (70-72 ot)

Neutral
L1 Last Win: 11/20 vs. Wright State (77-59)
Last Loss: 11/21 vs. Bradley (55-59)

B1G
L3 Last Win: 2/15 vs. #8 Ohio State (79-56)
Last Loss: 2/25 at Nebraska (64-76)

STARTING 5

Lamar Stevens has five-straight 20-plus point games in 2018-19 with six consecutive overall dating back to the 2018 NIT championship game. The last Nittany Lion with a longer streak was Joe Crispin with eight straight (Dec. 2000-Jan. 2001).

The Nittany Lions will don new Nike uniforms in the original school colors of black and pink for Tuesday's game vs. Virginia Tech.

Stevens and Josh Reaves now rank No. 30 (459) and No. 32 (411), respectively, on Penn State's career rebounds list. Mike Watkins is 25th (525).

The Penn State chapter of Coaches vs. Cancer announced it has eclipsed the \$3 million milestone for funds raised. One of the most successful chapters in the nation, CVC-Penn State was established in 1995 by then-Penn State head coach and State College, Pennsylvania, native Bruce Parkhill.

Freshmen guards Rasir Bolton and Myles Dread averaged 13.0 and 10.0 points per game, respectively, in the four Cancun Challenge tournament games.

#CLIMBWITHUS

GoPSUsports.com



@PennStateMBB

@Coach_Chambers



pennstatebasketball



PennStateMBB

QUICK FACTS

THE UNIVERSITY

Name	The Pennsylvania State University
Location	University Park, Pa. 16802
Founded	1855
Enrollment	46,610 (UP overall)
Nickname / Colors	Nittany Lions / Blue & White
Conference	Big Ten Conference
Division	NCAA Division I
Home Court (capacity):	Bryce Jordan Center (15,261)
President	Dr. Eric J. Barron
Athletic Director	Sandy Barbour
Deputy Athletic Director/COO	Phil Esten
Deputy Athletic Director/Administration/	
Sport Administrator	Lynn Holleran
Ticket Office Phone	1-800-NITTANY

BASKETBALL HISTORY

First Year of Basketball:	1897
No. of Seasons	122 (123rd in 2018-19)
All-Time Record	1,465 - 1,170
Big Ten Record	141-307 (26)
Record In BJC	228-137 (23rd Season)
NCAA Tourney Years (Record)	9 (9-11); Last: 2011
NIT Years (Record)	11 (27-9); Last: 2018 Champs
CBI Years (Record)	1 (1-1); Last: 2014

COACHING STAFF

Head Coach	Patrick Chambers
Alma Mater	Philadelphia Univ. '94
Overall Record (seasons)	158-152 (10th)
Penn State Record (seasons)	116-124 (8th)
Basketball Office	814-865-5494
Associate Head Coach	Keith Urgo (Fairfield '02)
Assistant Coach	Jim Ferry (Keene State '90)
Assistant Coach	Kevin Freeman (Connecticut '06)
Director of Operations	Ross Condon (Villanova '07)
Director of Player Development	
	David Caporaletti (Philadelphia '93)
Director of On-Campus Recruiting	Nicholas Colella
Athletic Trainer	Jonathan Salazer
Strength & Conditioning Coach	Greg Miskinis

2018-19 TEAM

Letterwinners Returning/Lost	10 / 4
Starters Returning/Lost	3 / 2
Newcomers	*6

*includes Izaiah Brockington who will sit out 2018-19 to comply with NCAA transfer rules.

2018-19	26-13 (H: 17-4; A: 6-7; N: 5-2)
2018 Big Ten Finish	9-9, 16th
2018 Big Ten Tournament	2-1, Semifinals

MBB CONTACTS

Associate Director, Strategic Communications	
MBB Contact:	Rose Pietrzak Carter
E-Mail	rose@psu.edu
Office / Cell	814-863-3163 / 814-441-8438
Twitter:	@PennStateMBB & @GoPSURose

Secondary Contacts

Nicole Praga	
E-Mail/Cell	npc42@psu.edu / 814-321-3804
Will Rottler	
E-Mail/Cell	wdr13@psu.edu / 814-441-9130
Kevin Stoicovy	
E-Mail/Cell	kjs5540@psu.edu / 814-441-1670

Strategic Communications Office	814-865-1757
Bryce Jordan Center Press Row	814-863-3294
Website	GoPSUsports.com
Address	101 D Bryce Jordan Center, University Park, PA 16802-7101



BEST COACHES AT DEVELOPING TALENT

1	JAY WRIGHT
2	LARRY KRYSKOWIAK
3	TOM IZZO
4	FRANK MARTIN
5	ROY WILLIAMS
6	CHRIS HOLTSMANN
7	PATRICK CHAMBERS



ESPN.com recently released its list of major collegiate coaches who excel at developing talent with Nittany Lion coach Patrick Chambers ranked in the No. 7 spot. The rankings were compiled from player improvement data from 2010-11 through 2017-18.

THE CHALLENGE

Penn State has won three of its last four ACC/Big Ten Challenge games with an 8-9 record in 17 Challenge appearances. Atlantic Coast Conference men's basketball teams won 11 games in the 19th annual Big Ten/ACC Challenge in 2017 to win the Commissioner's Cup. Chambers is 4-3 in Big Ten/ACC Challenge games.

The last Challenge game between Penn State and Virginia Tech occurred in 2014.

Year	Opponent	Result	Score
2018	Virginia Tech		
2017	at NC State	L	78-85
2016	Georgia Tech	W	64-60
2015	at Boston College	W	67-58
2014	Virginia Tech	W	61-58
2013	at Pittsburgh	L	78-69
2012	Boston College	L	73-61
2011	at Boston College	W	62-54
2010	Maryland	L	62-39
2009	at Virginia	W	69-67
2008	at Georgia Tech	W	85-83
2007	Virginia Tech	W	66-61
2006	at Georgia Tech	L	77-73
2005	Clemson	L	96-88
2004	Did not participate		
2003	Did not participate		
2002	at Clemson	L	79-70
2001	Clemson	L	79-66
2000	at N.C. State	L	84-76
1999	Clemson	W	85-75

AGAINST THE ACC

Penn State is 149-192 in meetings against the current roster of Atlantic Coast Conference teams.

The Nittany Lions faced three ACC teams in 2017-18, going 2-1, with games against NC State (2017 Big Ten/ACC Challenge, L); Notre Dame (NIT, W) and Pittsburgh (Legends Classic, W).

	Overall	Chambers era	Chambers career
Boston College	7-7	2-1	2-1
Clemson	1-3		
Duke	1-9	0-1	0-1
Florida State	1-3		
Georgia Tech	3-1	1-0	1-1
Louisville	0-1		
Miami (Fla.)	3-0		
North Carolina	1-4		
N.C. State	3-17	0-2	0-2
Notre Dame	4-1	1-0	1-0
Pittsburgh	76-72	1-2	1-2
Syracuse	43-62		
Virginia	3-5		
Virginia Tech	2-6	1-0	1-0
Wake Forest	1-1		
Total	149-192	6-6	6-7

KENPOM 2019

The 2019 KenPom rankings placed the Nittany Lions at No. 32 overall for their highest preseason start ever and 12th in adjusted defense, best in the Big Ten.

Week	KP Rank
Nov. 5	31
Nov. 12	35
Nov. 20	34
Nov. 26	38

2018-19 RECORD WHEN...

At home	2-0
On road	0-1
Neutral	1-1
vs. Top-25 teams	
Leading at the half	3-1
Trailing at the half	0-1
Tied at the half	
Lead w/ 5:00 to play	3-0
Trail w/ 5:00 to play	0-2
Tied w/ 5:00 to play	
In overtime(s)	0-1
Wearing white	3-0
Wearing gray	
Wearing blue	0-2
Wearing pink and black	
Game decided by 1-5 pts	0-2
Game decided by 6-10 pts	
Game decided 11-15 pts	2-0
Game decided by 16+ pts	1-0
PSU scores < 60 points	0-1
PSU scores 60-69 pts	
PSU scores 70-79 pts	2-1
PSU scores 80-89 pts	1-0
PSU scores 90+ pts	
PSU scores 100+ pts	
Opp. scores < 60 pts	1-1
Opp. scores 60-69 pts	1-0
Opp. scores 70-79 pts	1-1
Opp. scores 80-89 pts	
Opp. scores 90-99 pts	
Opp. scores 100+ pts	
1 PSU player scores 10+	
2 PSU players score 10+	0-1
3 PSU players score 10+	1-1
4 PSU players score 10+	2-0
5 PSU players score 10+	
6 PSU players score 10+	
PSU outrebounds opp.	2-1
Opp. outrebounds PSU	1-1
Rebounds are equal	
PSU has more turnovers	1-0
Opp. has more turnovers	1-0
Turnovers are equal	1-2
FG% over 40%	3-0
FG% less than 40%	0-2
Opp. FG% over 40%	2-2
Opp. FG% less than 40%	1-0
PSU outshoots opp.	3-0
Opp. outshoots PSU	0-2
In November	3-2
In December	
In January	
In February	
In March	
On Sunday	
On Monday	1-0
On Tuesday	1-0
On Wednesday	0-1
On Thursday	0-1
On Friday	1-0
On Saturday	

LAST TIME - PSU FALLS IN CANCUN FINAL

The final shot for the Penn State men's basketball team just... wouldn't... quite... fall... in... and the Nittany Lions' rally fell short in the Cancun Challenge championship game as Bradley took the win, 59-56. Junior forward Lamar Stevens recorded his fifth-straight 20-plus point game of the season with 27 and set the Cancun Challenge scoring record with 99 points over the four tournament games.

"I was proud of the way we fought and competed and came back and cut it to a one or two possession game," said Penn State men's basketball coach Patrick Chambers. "We had some good looks. Sometimes the ball doesn't go your way and it doesn't go in, but yet, we were still in the game, we were still right there, we were still within striking distance. I can't say that we didn't play hard or compete, I thought we did. They made one more play than us."

The Nittany Lions took a one-point lead into halftime, 33-32, but struggled after the break, starting 1-10 from the field. Near the mid-point of the period, Bradley had built an 11-point lead.

Penn State cut into the deficit with Rasir Bolton connecting on the first of his two treys and four free throws by Stevens. Bolton's second 3-pointer would cut Bradley's lead to only two, 57-55 with 4:09 to play. Turnovers by the Braves gave the Nittany Lions a few more possessions, but they didn't convert to points for Penn State.

Bolton had eight of his 10 points in the second period as the only other Nittany Lion in double figures. Josh Reaves had a game-high nine rebounds while John Harrar and Jamari Wheeler each had seven boards as Penn State had 45 rebounds, 19 on the offensive side. For Wheeler, his seven rebounds matched a career-high total.

Both Stevens and Reaves were named to the Cancun Challenge All-Tournament team with Bradley's Darrell Brown, MVP Childs, Loudon Love of Wright State and Jahmal McMurray of SMU.

STEVENS NAMED TO ERVING WATCH LIST

Penn State junior Lamar Stevens was named to the watch list for the Julius Erving Small Forward of the Year Award as announced in October by the Naismith Memorial Basketball Hall of Fame. Stevens, from North Wales, Pa., is one of the 20 student-athletes selected for the watch list for the 2019 award.

Named after Class of 1993 Hall of Famer and 16-year professional basketball player Julius Erving, the annual honor in its fifth year recognizes the top small forwards in Division I men's college basketball. A national committee comprised of top college basketball personnel determined the watch list of 20 candidates.

Stevens was voted the Most Outstanding Player of the 2018 National Invitation Tournament as he helped lead Penn State to its second NIT title this past March. He scored a game-high 28 points in the championship game and with that total, eclipsed the 1,000 career point mark, becoming only the second Penn State sophomore to achieve that milestone. An All-Big Ten Conference honorable mention, Stevens recorded double figures in 33 games in 2017-18 and with 10 games of 20 points or more, including two 30-point games.



BY THE NUMBERS

3

Millions of dollars raised by Coaches vs. Cancer-Penn State since the organization was launched in 1995.

8

Senior guard Josh Reaves ranks eighth on the NCAA list of active career leaders for total steals with 182.

22.9

The Nittany Lions rank eighth nationally for 3-point field goal defense, allowing opponents a success rate of only 22.9 percent from beyond the arc.

24.8

Scoring average by junior forward Lamar Stevens as he has recorded five-straight 20-plus point outings in 2018-19. His average ranks 11th nationally and is second in the Big Ten.

45

Dating back to the start of the 2015-16 season, Penn State has 45 wins vs. only 4 losses when it holds an opponent to less than 70 points.

99

Junior forward Lamar Stevens set the Cancun Challenge scoring record with 99 points over the four-game tournament.

116

Coach Patrick Chambers, in his eighth year at Penn State, has 116 victories and is closing in on the win total of Jerry Dunn (117, 8 years).

NITTANY LIONS ADD VERSATILITY IN CLASS OF 2019



Coach Patrick Chambers and the Penn State Men's Basketball program welcomed new four new Nittany Lions to the family – all forwards – on national signing day, Nov. 14, when they signed their National Letters of Intent to enroll at Penn State and play for the Nittany Lions.

Patrick Kelly | 6-8 | F
Lynchburg, Va. | IMG Academy

Seth Lundy | 6-6 | F
Paulsboro, N.J. | Roman Catholic

Justin McKoy | 6-8 | F
Raleigh, N.C. | Panther Creek

Abdou Tsimbila | 6-8 | F
Yaoundé, Cameroon | St. Maria Goreti

Full press release is available here:
gopsu.info/MBBClassof2019.

STREAK NOW AT FIVE...

Junior forward Lamar Stevens has five consecutive games with 20 or more points. The last time a Nittany Lion had a five-game streak of 20-plus point games was D.J. Newbill with five straight in November 2014 (35-26-22-29-28).

Joe Crispin had 18 20-plus point games 2000-01 season with eight consecutive games scoring 20 or more points in Dec.-Jan. of that season (22-26-22-22-21-35-20-28).

2018-19	Consecutive 20-plus pt games
Lamar Stevens	5 (current)
	22 North Florida
	25 Jacksonville State
	25 at DePaul
	25 vs. Wright State
	27 vs. Bradley

FRESH TAKE

Only 14 players with freshman eligibility in Penn State's Big Ten history have scored in double figures in a Nittany Lion season opener. Myles Dread tied the highest total with his 17 vs. North Florida.

Pts.	Player	Season
17	Myles Dread	2018-19
17	Trey Lewis	2011-12
16	Geary Claxton	2004-05
14	Tony Carr	2016-17
14	Shep Garner	2014-15
13	Pete Lisicky	1994-95
12	Talor Battle	2007-08
12	Jamelle Cornley	2005-06
10	Lamar Stevens	2016-17
10	Mike Watkins	2016-17
10	Billy Oliver	2010-11
10	Jamaal Tate	2000-01
10	Phil Williams	1993-94
10	Danny Earl	1993-94

THE NUMBERS GAME

With 116 victories in his eighth year at Penn State, coach Patrick Chambers moved into the number seven spot and is closing in on the win total of Jerry Dunn (117, 8 years from 1996-2003).

	Coach	Wins	Seasons
1.	John Egli	187	14
2.	Bruce Parkhill	181	12
3.	John Lawther	150	13
4.	Burke Hermann	148	15
5.	John Bach	122	10
6.	Jerry Dunn	117	8
7.	Patrick Chambers	116	8th
8.	Ed DeChellis	114	8

CVC-PENN STATE ECLIPSES \$3 MILLION MARK

The Coaches vs. Cancer®-Penn State chapter works tirelessly throughout the year with one goal in mind – to make a difference in the fight against cancer. This fall, CVC-Penn State accomplished a major goal in its mission, eclipsing the \$3 million milestone for funds raised.

"The men and women who volunteer their talents and time to our Coaches vs. Cancer-Penn State chapter personify selflessness, sacrifice and dedication. I am thankful for their efforts as this organization assists individuals in their battles against cancer," said Nittany Lion head coach Patrick Chambers. "Our Penn State chapter has been recognized nationally for its success in fundraising and this is another great achievement, one that has a tremendous impact on our local community."

Funds raised through the American Cancer Society's Coaches Vs. Cancer® support the ACS mission to help people Stay Well, Get Well, Fund Cures, and Fight Back, both on a local and national level.

Established in 1995 under then-head coach and State College, Pennsylvania, native, Bruce Parkhill, Coaches vs. Cancer®-Penn State raises funds to support the American Cancer Society as well as the Bob Perks Cancer Assistance Fund, a local nonprofit that provides direct support to those in the local community who are fighting cancer and need assistance with everyday household bills.



BACK IN BLACK (& PINK)

Penn State will be wearing new Nike black and pink uniforms Tuesday vs. Virginia Tech, paying homage to the University's original school colors.

In October of 1887, a three-member committee representing the sophomore, junior and senior classes was appointed to develop color options from which the student body would select the school's official colors. Dark pink and black was the unanimous choice of the student body after considering other combinations presented.

Soon many students and the baseball team were sporting pink and black striped blazers and caps. However, problems arose when the pink faded to white after several weeks of exposure to the sun. The students then opted for blue, rather than black, and white. The official announcement of the new color choices was made on March 18, 1890.

THE "NEXT" OPENER

Each Big Ten team will play two early league games in December for the second consecutive year. Penn State defeated Iowa for its first conference-opening win on the road since 2010-11 (69-60 W at Indiana, 12/27/2010) and first win in Iowa City since 2001.

Penn State opens its Big Ten Conference season at Maryland on Saturday, Dec. 1.

TREY-MENDOUS

Since 2011-12, Penn State has had 62 games with nine or more 3-point field goals. Three of the top four totals in the Chambers' era occurred in 2017-18: Coppin State (14), Northwestern (BTT-13, Penn State BTT record) and at Iowa (12).

REAVES' PASSING ATTACK

Senior guard Josh Reaves has proved himself to be quite the passer -- recording a career-best eight assists at DePaul -- to move him into the leader spot for the Nittany Lions so far this season with 17 total (3.4 app).

With 233 career assists, he moves into Penn State's top 20 in that category. Reaves had 107 assists in 2017-18, second to Tony Carr's 186.

GETTING DEFENSIVE

In preseason previews of the 2018-19 Big Ten Conference field and individual honors, senior guard Josh Reaves rises to the top as the pick for the league's top defensive player. Athlon Sports' superlatives tab Reaves and Lindy's also picks the league's two-time steals leader as its top defender.

REAVES, PRINCE OF THIEVES

Senior Josh Reaves currently sits 13th individually in the NCAA rankings for steals per game (13th-3.33) and 18th for total steals (10).

In addition to moving up on Penn State's career chart, Reaves snatched a spot on the single-season list with his 73 total (t-8th) in 2017-18.

PENN STATE CAREER STEALS			
	TOT	SPG	
1.	252	3.5	Ron Brown, 1972-74
4.	196	1.7	Tim Frazier, 2010-14
5.	182	2.0	Josh Reaves, 2015-present
	182	1.8	Dwight Gibson, 1982-85

Reaves had 60 steals in 2016-17, a total, which, at the time, was just on the outside of Penn State's single-season chart at 11th, quite an accomplishment since Reaves missed six games to start the season.

COUNTING 500 & MORE

Mike Watkins became only the second sophomore in Penn State basketball history to achieve 500 career rebounds, and in the Purdue game (2/18/18), tied Nittany Lion great Jesse Arnelle with 525 rebounds.

Arnelle, who played both football and basketball for Penn State, still holds the PSU career record for rebounds with 1,238.

SOPHOMORE 2-YEAR CAREER REBOUND TOTALS				
	TOT	SO.	FR.	Nittany Lion, Seasons
1.	525	^271	254	Jesse Arnelle, 1951-52*, 52-53
	525	258	#267	Mike Watkins, 2016-18

*NCAA granted eligibility to freshmen during Korean War with permanent eligibility granted beginning with the 1972-73 season.

^Sophomore record for rebounds #Freshman record for rebounds

WOOOKIE OF THE YEAR



Image: @JoonasSuotamo instagram

When Nittany Lion basketball student-athlete Joonas Suotamo '08 (YO-nass Sue-AH-tah-moe) included in his profile information that his dream job would be "any part of the movie industry," he probably would have not believed he'd be playing one of the most recognizable roles of all time. When looking to cast for Chewbacca, Disney contacted the Finnish basketball team and found the perfect fit in Suotamo.

The former forward and film studies graduate appeared in two Star Wars franchise movies, including the highest-grossing film (U.S.) of 2017 and ninth-highest grossing film of all time, "Star Wars: The Last Jedi," and "Solo: A Star Wars Story" from May 2018.

Suotamo is currently filming Star Wars: Episode IX.

The ESPN E:60 feature on Suotamo, "Finding Chewbacca" can be viewed here (subscription may be required): gopsu.info/E60FindingChewbacca.

STAYING ON TOP

Mike Watkins not only set the Penn State freshman mark for rebounds, he also claimed the top spot for career field goal percentage at 59.0 percent following his rookie campaign. With an accuracy of 68.5 from the field in 2017-18, Watkins has moved to a 63.7 field goal percentage for his career.

PENN STATE CAREER FG PERCENTAGE				
	PCT	FGM	FGA	
1.	63.7	274	430	Mike Watkins, 2016-pres.
2.	58.3	539	924	Jarrett Stephens, 1996-00
3.	54.6	301	551	Andrew Jones, 2008-11
4.	54.2	162	299	Sasa Borovnjak, 2009-13
5.	53.9	489	907	Ed Fogell, 1986-90

ANOTHER TOP SPOT

Watkins' season field goal percentage of 68.5 (146-213) also gave him the top spot on the Nittany Lions' season percentage chart. His rookie year percentage of 59.0 ranks seventh.

After missing the remainder of the season with a knee injury, Watkins was just shy of the NCAA games played requirement of 75% (74.3%) to qualify for the final statistical rankings.

PENN STATE SEASON FG PERCENTAGE				
	PCT	FGM	FGA	
1.	68.5	146	213	Mike Watkins, 2018
2.	64.0	165	258	Jarrett Stephens, 1998
3.	62.6	67	107	Eric Carr, 1992
4.	60.8	191	314	Ed Fogel, 1990
5.	60.3	70	116	Brandon Hassell, 2007
6.	60.1	131	218	Frank Brickowski, 1981
7.	59.0	128	217	Mike Watkins, 2017

NEW FACES

Six newcomers join the Nittany Lions for the 2018-19 season with four freshmen: guards Rasir Bolton, Myles Dread, Myreon Jones and Daniil Kasatkin and two transfers in guards Izaiah Brockington (St. Bonaventure) and Kyle McCloskey (Villanova-FB). McCloskey will have four years to play basketball and Brockington will have three years of eligibility remaining.

NCAA / Big Ten Statistical Rankings top 90 // games through 11-25-2018

TEAM	NCAA Rank	BT Rank
3-Point Field Goal Defense	22.9	8
Fewest Turnovers	65	67
Scoring Defense	64.6	60
Steals Per Game	7.8	87


INDIVIDUAL NCAA BT

	NCAA	BT
Points Per Game		
Lamar Stevens	24.8	11
Defensive Rebounds Per Game		
Lamar Stevens	7.60	19
Minutes Per Game		
Lamar Stevens	36:50	21
Free Throws Made		
Lamar Stevens	36	27
Steals Per Game		
Josh Reaves	2.40	28
Free Throw Attempts		
Lamar Stevens	44	34
Double Doubles		
Lamar Stevens	2	47
Total Points		
Lamar Stevens	124	59
Rebounds Per Game		
Lamar Stevens	8.8	73
Total Steals		
Josh Reaves	12	77
Total Field Goal Attempts		
Lamar Stevens	87	86
Total Field Goals Made		
Lamar Stevens	42	81

NEW PLACES

Penn State guard and alumnus Tim Frazier (2009-14) recently signed a contract to join the NBA's New Orleans Pelicans. Shep Garner (2014-18) inked a deal with the Grand Rapids Drive of the G League during the fall while Donovan Jack (2012-16) signed with KD Hopsi Polzela in Slovenia. In June 2018, D.J. Newbill (2012-15) agreed to a new contract to play for NBL's Cairns Taipans.

Tony Carr, drafted by the New Orleans Pelicans in June 2018, is currently playing for Fiat Torino in the Italian Lega Basket Serie A. Brandon Taylor tipped off the 2018-19 season in October with his new team, Salon Vilpas, in Finland's Korisliiga.



CHILDREN'S DRAWINGS ON SEASON TICKETS

Brightly colored masterpieces moved from adorning Centre Region refrigerators to the 2018-19 season tickets for Penn State men's basketball.

Penn State Athletics Marketing Manager P.J. Mullen initiated the idea to use the drawings and asked the children of the coaching staff to lend their artistic ability to the project.

With a unique picture for each of the 15 home games, each image will be unveiled on the Penn State men's basketball team's social media channels on the day of the game.

The Penn State Nittany Lion logo, basketballs, the court and the fan-favorite Nittany Lion appear in many of the pictures. Each child contributed their own creativity and drew their favorite things about basketball games.

CLIMBING WITH US

Penn State fans confirmed their passion for the basketball program's climb, averaging nearly 11,500 in attendance over the final five home games of the 2017-18 season. Court-side seats have sold out for the 2018-19 campaign with additional interest in those premier seat locations.

The total for student season tickets sold for the 2018-19 campaign is the highest in the Coach Chambers' era with high anticipation for the exciting gameday experience and new 20-league game format, which will bring 10 conference contests to the BJC.

20 FOR THE BIG TEN

The Big Ten Conference announced in October 2017 that the league's 14 men's basketball programs would move to a 20-game schedule beginning in 2018-19. The Big Ten will be the first conference to play 20 conference games in the history of Division I basketball with each team playing seven opponents twice and six teams once (three home, three away) in a given season.

2018-19 PENN STATE BIG SCHEDULE

Double Play	Single Play
Illinois	Indiana (H)
Maryland	Iowa (H)
Michigan	Michigan State (H)
Nebraska	Minnesota (A)
Purdue	Northwestern (A)
Rutgers	Ohio State (A)
Wisconsin	

RANKED FOES TESTED IN BJC

Penn State won five of its last seven contests versus ranked teams at home in the Bryce Jordan Center. The Nittany Lions' 23-point margin of victory over No. 8 Ohio State is the largest over a ranked team in the program's 122-year history.

Eight of Chambers' 11 wins over ranked teams have come in the friendly confines of the BJC.

Rank	Opponent	Result	Date
No. 19	Michigan	L, 63-72	2/21/2018
No. 8	Ohio State	W, 79-56	2/15/2018
No. 14	Purdue	Lot, 70-74	2/21/2017
No. 21	Maryland	W, 70-64	2/7/2017
No. 24	Minnesota	W, 52-50	1/14/2017
No. 4	Iowa	W, 79-75	2/16/2016
No. 21	Indiana	W, 68-63	2/6/2016

HOME SWEET HOME

With a 78.9 win percentage (15-4) in the Bryce Jordan Center in 2017-18, Penn State took over the program's No. 4 spot for home season win percentages. The 15 wins in the BJC were the second-highest in a single season (17, 2008-09).

TOP SEASON WIN MARKS IN BJC

1.	17-3	2008-09
2.	15-4	2017-18
3.	13-4	2007-08
	13-4	1999-00
	13-5	2010-11

TOP SEASON WIN PCT. IN BJC

1.	1.000	8-0	1995-96
			BJC inaugural year
2.	.857	12-2	1997-98
3.	.850	17-3	2008-09
4.	.789	15-4	2017-18

PENN STATE SPORTS NETWORK

More than 40 radio stations in Pennsylvania and New York will carry Nittany Lion Basketball games during the 2018-19 season. Radio announcer Steve Jones, in his 37th year with Penn State, will handle the play-by-play with USBWA Hall of Famer Dick Jerardi serving as analyst. Broadcasts begin 30 minutes prior to tip-off with the "Penn State Bookstore Pregame Show." Broadcasts conclude with the PA Propane Association Postgame Show post-game show featuring coach and player interviews, game statistics and scores from around the nation.

Broadcasts are also available on SiriusXM with channels for each game announced in game notes. A station carrying a partial schedule is denoted with an asterisk (*).

City/Market	Station	Signal
Allentown/ Bethlehem/ Easton*	WAEB	790-AM
Altoona	WVAM	1430-AM
Apollo	WAVL	910-AM
Avoca	WILK	103.1-FM
Bedford	WAYC	1600-AM
Berwick	WHLM	94.7-FM
Bloomsburgh	WHLM	930-AM
Bradford	WAGL	103.9-FM
Bradford	WAGL	99.1-FM
Clarion	WCCR	92.7-FM
Clearfield / DuBois	WCPA	900-AM
Clearfield / DuBois	WCPA	98.5-FM
Cory	WWCB	1370-AM
Coudersport	WAGL	103.9-FM
Coudersport	WAGL	99.1-FM
Danville	WHLM	105.5-FM
Erie	WPSE	1450-AM
Erie	WPSE	107.1-FM
Greensburg	WAVL	98.7-FM
Harrisburg	Sports Radio	96.5-FM
Harrisburg	Sports Radio	95.3-FM
Harrisburg	Sports Radio	1400-AM
Harrisburg	Sports Radio	93.5-FM (HD)
Hazleton	WKZN	1300-AM
Kane	WAGL	103.9-FM
Kane	WAGL	99.1-FM
Lansdale	WNPV	1440-AM
Lebanon	WLBR	1270-AM
Lewistown	WLIU	670-AM
Lewistown	WLIU	92.9-FM
New Castle	WJST	1280-AM
New York Metro*	WVNJ	1160-AM
Oil City	WKQW	96.3-FM
Oil City	WKQW	1120-AM
Philadelphia	WNTP	990-AM
Philadelphia (if conflicts on WNTP)	WFIL	560-AM
Pittsburgh	WPIT	96.5-FM
Pittsburgh	WPIT	730-AM
Pottsville	WPPA	1360-AM
Reading	WEEU	830-AM
Scranton	WBZU	910-AM
Smethport	WAGL	103.9-FM
Smethport	WAGL	99.1-FM
State College	WQWK	1450-AM
Sunbury	WKOK	1070-AM
Towanda	WTTC	1550-AM
Troy	WTZN	1310-AM
Tyrone	WTRN	1340-AM
Tyrone	WTRN	100.7-FM
Wilkes-Barre	WILK	980-AM
Williamsport	WRAK	1400-AM
York / Red Lion	WGLD	1440-AM

GOOD COMPANY

Penn State was one of only six NCAA Division I teams that had not lost a game by more than 12 points in 2017-18. Other teams in its company included Duke and Villanova.

POINTS RISING

Just one of the indicators of Penn State's increase in its offensive output was the setting of the program's record for points scored overall (2,833) and in the Big Ten (1,297) in 2017-18, with the Nittany Lions' breaking their own league scoring record from a year ago.

The 2017-18 points per game average of 74.6 was the highest since the 2000-01 season, highest under Chambers, and a 12.8-point difference from Chambers' first season in 2011-12.

	Season Record	FG%	Season Avg.
2017-18	25-13	45.9	74.6
2016-17	15-18	41.4	71.7
2015-16	16-16	40.7	65.8
2014-15	18-16	42.0	66.9
2013-14	16-18	42.8	70.9
2012-13	10-21	39.5	61.6
2011-12	12-20	39.3	61.8

20-POINT TANDEMS

Lamar Stevens and Rasir Bolton became the latest 20-point tandem for the Nittany Lions with 25 points each vs. Jacksonville State Nov. 12.

Since 2016-17, Penn State had five games with two individuals scoring at least 20 points. Lamar Stevens has been involved in seven of the eight tandem games, paired in five with Tony Carr and one each with Rasir Bolton and Mike Watkins.

2018-19 (1)

Date	Opp	Pts.	Nittany Lions
11/12	Jacksonville St.	25	Lamar Stevens
		25	Rasir Bolton

2017-18 (5)

Date	Opp	Pts.	Nittany Lions
3/20/18	Marquette-NIT	30	Lamar Stevens
		25	Tony Carr
1/15/18	Minnesota (ot)	33	Tony Carr
		20	Mike Watkins
1/12/18	Nebraska (ot)	26	Lamar Stevens
		20	Mike Watkins
1/9/18	at Indiana	28	Tony Carr
		20	Lamar Stevens
11/21/17	vs. Texas A&M	31	Tony Carr
		25	Lamar Stevens

2016-17 (2)

Date	Opp	Pts.	Nittany Lions
2/1/17	at Indiana (3ot)	26	Lamar Stevens
		24	Tony Carr
11/13/16	Duquesne	24	Lamar Stevens
		20	Tony Carr

When Stevens and Tony Carr recorded their 20-plus points in the game against Duquesne (11/13/16), it marked the first time since March 15, 1989 that two Penn State freshmen posted 20 or more points in the same game (Freddie Barnes-24 & Monroe Brown-32 vs. Murray State in the opening round of the NIT).

FIRST 20-WIN SEASON SINCE 2008-09

Coach Chambers and the Nittany Lions posted the first 20-win season since 2008-09 and Penn State's 10th season with 20 or more wins, fifth in its Big Ten era. The 26-win total is the second-highest all-time.

EARLIEST TO 21 WINS

When Penn State recorded its 21st win of the 2017-18 season, a thrilling 69-68 win over No. 13 Ohio State in the quarterfinals of the Big Ten Tournament on March 2, it marked the earliest, by date, that Penn State achieved 21 wins.

NATIONAL NOTICE

Penn State earned 19 votes in the final USA Today Coaches Top 25 poll, fifth among the other teams receiving votes. It was the first time since the 2008-09 season the Nittany Lions had been recognized. In the February 19 Associated Press poll, Penn State received six votes, the first time the program had received votes since December 29, 2014, and the most votes received since a total of 14 on January 31, 2011.

POWER RANKINGS

At the end of the 2017-18 season, Penn State had climbed to its highest rankings of the season in kenpom.com (19), the ESPN Basketball Power Index (20) and Sagarin (27).

RECORDS BROKEN

More than 50 Penn State records fell during the 2017-18 season with 31 individual and 21 team records being replaced. One Big Ten record, the individual single-season mark for 3-point field goals, a 23-year-old record, was broken by senior guard Shep Garner (120).

AH-MAZING MARCH

March was amazing for the Nittany Lions as they won seven games during the month, tied for the most by a Penn State team. The 2017-18 squad also posted the highest-ever win percentage in conference and postseason games in March 2018, at 87.5 percent (7-1 record).

THE WINS

Penn State has achieved 15 or more wins in five straight years – a first for the Nittany Lion program. Prior to the 2013-17* seasons under Chambers, the Nittany Lions had not previously reached at least 15 wins in four consecutive seasons since joining the Big Ten.

The Lions also have at least eight regular-season, nonconference wins in each of Chambers' seven seasons with 10 in 2017-18.

Season	Overall Wins
2017-18	26
2016-17	15
2015-16	16
2014-15	18
2013-14	16

*Prior to 2013-17, last time Penn State had 15 or more wins in four-straight seasons was 1988-89 through 1991-1992.

ON THE ROAD, AGAIN

Penn State won six "true" away games (at an opponent's arena) in 2017-18, a total achieved only four times since joining the Big Ten Conference for the 1992-93 season. The 11 "away from home" wins logged is the most since the 2000-01 campaign, 11).

True Away Wins	Away from Home Wins	Season
6	11	2017-18
6	10	2008-09
6	7	1997-98
6	9	1994-95

The last season in which Penn State won seven "true" away games was 1971-72.

TOP HALF

Penn State finished in a tie for sixth in the 2017-18 Big Ten standings, earning the No. 7 seed in the 2018 Big Ten Tournament. The sixth-place finish is only the third time in history the Nittany Lions finished in the top half of the standings and sixth time finishing above .500 at 9-9.

BIG STATEMENT

The Nittany Lions won games in consecutive years in the Big Ten Tournament for the first time since the 2000 and 2001 tournaments. In its last four Big Ten Tournament appearances, Penn State posted five wins, most in any four-year span since the tournament began in 1998.

THE PENN STATE BASKETBALL STORY

"The Penn State Basketball Story," is the digital series available on GoPSUsports.com/lionvision with highlights on the team's social media accounts. "The Penn State Basketball Story" will offer a view of the Nittany Lions' practices and preparation for games, perspectives from the Penn State coaches and game action from this season's action-packed schedule.

PENN STATE COACHES SHOW PRESENTED BY PEPSI

"The Penn State Coaches Show Featuring Patrick Chambers Presented by Pepsi" is broadcast live on 40-plus affiliates and on LionVision on GoPSUsports.com each season. Fans can listen to encore presentations of this season's shows at GoPSUsports.com/lionvision.

In addition to Chambers, "The Penn State Coaches Show" includes segments with various coaches from other Penn State teams and athletics administrators.

Steve Jones, the radio play-by-play voice of the Nittany Lion basketball and football teams, is host of "The Penn State Coaches Show Presented by Pepsi" and was joined by Roger Corey, who also hosts the Penn State Sports Network's football pre-game Tailgate Show. Jeff Tarman is the producer of the show.

Games and all programs are available live and as encore broadcasts for free online and on the GoPSUsports mobile app.

The Penn State Sports Network is syndicated by Penn State Sports Properties, a property of Learfield Sports.

Upcoming dates:
Thursday, Nov. 29
Thursday, Dec. 6,
Thursday, Dec. 13
Monday, Dec. 17

CAREER RECORDS

CAREER SCORING (1,000-plus)

	PTS	FGM	3FG	FTM	
1.	2,213	722	317	452	Talor Battle, 2008-11
2.	2,138	738	—	662	Jesse Arnelle, 1952-55
3.	1,986	615	308	448	Joe Crispin, 1998-01
4.	*1,812	627	127	431	D.J. Newbill, 2013-15
5.	1,629	532	336	229	Shep Garner, 2014-18
6.	1,605	525	332	223	Pete Lisicky, 1995-98
7.	1,579	644	22	269	Jamelle Cornley, 2006-09
8.	1,570	661	19	229	DeRon Hayes, 1990-93
9.	1,543	508	74	453	Tim Frazier, 2010-14
10.	1,542	545	74	378	Gearry Claxton, 2005-08
11.	1,459	532	172	223	Tom Hovasse, 1986-89
12.	1,372	539	6	288	Jarrett Stephens, 1996-00
13.	1,369	413	206	337	Titus Ivory, 1997-01
14.	1,342	367	161	447	Freddie Barnes, 1989-92
15.	1,329	489	—	351	Ed Fogell, 1986-90
16.	1,310	406	21	477	John Amaechi, 1993-95
17.	1,289	463	183	180	Brandon Taylor, 2013-16
18.	1,288	500	1	287	Calvin Booth, 1995-99
19.	1,256	389	194	284	Dan Earl, 1993-99
20.	1,244	442	98	262	Monroe Brown, 1989-92
21.	1,184	521	—	142	Ron Brown, 1972-74
22.	1,165	485	—	195	Carver Clinton, 1964-66
23.	1,161	386	121	268	Tony Carr, 2016-18
24.	1,147	421	45	260	Lamar Stevens, 2016-pres.
25.	1,139	431	—	277	Mark DuMars, 1959-61
26.	1,091	430	—	231	Bob Weiss, 1963-65
27.	1,090	419	—	252	Jeff Persson, 1966-68
28.	1,058	377	1	303	Gyasi Cline-Heard, 1998-01
29.	1,057	429	—	199	Steve Kuhn, 1977-80
30.	1,025	357	1	309	James Barnes, 1987-91
31.	1,020	345	87	230	Tony Ward, 1985-88
32.	1,019	429	—	161	Mike Edelman, 1979-82
33.	1,018	420	—	178	Gene Harris, 1960-62
34.	1,014	381	—	252	Mike Lang, 1980-83
35.	1,008	431	—	146	Jeff Miller, 1975-78

* 3-year player record

Year-by-year statistics and breakdowns on pages 122-124 of the 2018-19 media guide.

CAREER BLOCKS

	BLK	BPG	
1.	428	3.8	Calvin Booth, 1995-99
2.	191	2.3	John Amaechi, 1993-95
3.	158	2.5	Mike Watkins, 2016-pres.
4.	133	1.5	Jordan Dickerson, 2014-16
5.	110	1.4	Jan Jagla, 2002-04
6.	107	0.8	G. Cline-Heard, 1998-2001
7.	100	0.9	Donovan Jack, 2013-16
8.	99	0.9	Carvin Jefferson, 1976-79
9.	91	0.7	Brandon Taylor, 2013-16
10.	90	0.7	Ed Fogell, 1986-90

CAREER STEALS

	STL	SPG	Name, Years
1.	252	3.5	Ron Brown, 1972-74
2.	239	1.9	Monroe Brown, 1989-92
3.	218	1.7	Titus Ivory, 1998-2001
4.	196	1.7	Tim Frazier, 2010-14
5.	182	2.0	Josh Reaves, 2015-pres.
	182	1.8	Dwight Gibson, 1982-85
7.	176	2.6	Tom Daley, 1968-70
8.	162	1.4	Dan Earl, 1994-99
9.	158	1.2	Freddie Barnes, 1989-92
10.	151	1.1	Shep Garner, 2014-2018

ACCOMPLISHMENTS

Scoring 10+	14-15	15-16	16-17	17-18	18-19	Car
Lamar Stevens			21	33	5	59
Mike Watkins			16	20		36
Josh Reaves		6	6	20	4	36
Myles Dread					3	3
Rasir Bolton					3	3
Satchel Pierce	2		--	1		3
Jamari Wheeler				1	1	2
Deivis Zemgulis		1	--			1

Rebounds 10+	14-15	15-16	16-17	17-18	18-19	Car
Mike Watkins			9	13		22
Lamar Stevens			--	2	2	4
Josh Reaves		1	--	2	1	4

Scoring 20+	14-15	15-16	16-17	17-18	18-19	Car
Lamar Stevens			5	10	5	20
Mike Watkins			1	3		4
Josh Reaves			2			2
Rasir Bolton					1	1

Scoring 30+	14-15	15-16	16-17	17-18	18-19	Car
Lamar Stevens			--	2		2

Double-Doubles	14-15	15-16	16-17	17-18	18-19	Car
Mike Watkins			*8	12		20
Lamar Stevens			--	2	2	4
Josh Reaves				2	1	3

*Penn State freshman record

LEADING TEAM IN...

Scoring	14-15	15-16	16-17	17-18	18-19	Car
Lamar Stevens			8	9	5	22
Mike Watkins			4	3	7	
Josh Reaves			3	1		4
Jamari Wheeler			--	1		1
Rasir Bolton					1	1
Satchel Pierce			--	--		1VT

Rebounds	14-15	15-16	16-17	17-18	18-19	Car
Mike Watkins			21	15		36
Lamar Stevens			7	10	3	20
Josh Reaves		2	2	10	2	16
Jamari Wheeler			--	2		2
John Harrar				2		2
Deivis Zemgulis		1	--	--		1

Assists	14-15	15-16	16-17	17-18	18-19	Car
Josh Reaves		9	6	8	1	24
Lamar Stevens			2	2	2	6
Jamari Wheeler			--	3	1	4
Rasir Bolton					1	1
Mike Watkins			1			1

Blocks	14-15	15-16	16-17	17-18	18-19	Car
Mike Watkins			26	20		46
Lamar Stevens			4	14	1	19
Josh Reaves		6	4	--	1	11
Tony Carr			2	6		8
John Harrar				3	1	4
Satchel Pierce				2		1
Trent Buttrick					2	2
Myles Dread					1	1

Steals	14-15	15-16	16-17	17-18	18-19	Car
Josh Reaves		10	18	16	3	47
Jamari Wheeler			--	15		15
Lamar Stevens			7	5	2	14
Mike Watkins			5	4		9
Myles Dread					2	2
Satchel Pierce				1		1
Deivis Zemgulis				1		1

20-POINT GAMES

Lamar Stevens (20)

30 at Marquette-NIT, 3/20/2018 **
 30 vs. Northwestern, 1/5/2018
 28 vs. Utah-NIT, 3/29/2018
 27 vs. Bradley, 11/21/2018
 26 vs. Nebraska, 1/12/2018
 26 at Indiana (3ot), 2/1/2017 >>
 25 vs. Wright State, 11/20/2018
 25 at DePaul (ot), 11/15/2018
 25 vs. Jacksonville State, 11/12/2018 @@
 25 vs. Maryland, 2/7/2018
 25 vs. Montana, 11/15/2017
 25 vs. Texas A&M, 11/21/2017 **
 25 vs. Maryland, 2/7/2017
 24 vs. Duquesne, 11/13/2016 >>
 23 at George Mason, 12/17/17
 22 vs. North Florida, 11/10/2018
 22 at Iowa, 12/2/2017
 21 at Illinois, 2/11/2017
 20 at Indiana, 1/9/2018 **
 20 vs. Morgan State, 12/21/2016

Mike Watkins (4)

22 vs. Wisconsin, 12/4/2017
 20 vs. Minnesota (ot), 1/15/2018 ##
 20 vs. Nebraska, 1/12/2018 ^^
 20 at George Washington, 11/26/2016

Josh Reaves (2)

25 at Iowa, 3/5/2018
 22 vs. Northwestern, 12/27/2016

Rasir Bolton (1)

25 vs. Jacksonville State, 11/12/2018 @@

@@ Bolton & Stevens each scored 25 points in same game, 2018-19
 ## Carr & Watkins scored 20+ points in same game, 2017-18
 ^^ Stevens & Watkins scored 20+ points in same game, 2017-18
 ** Carr & Stevens scored 20+ points in same game, 2017-18
 >> Carr & Stevens scored 20+ points in same game 2016-17

30-POINT GAMES

Lamar Stevens (2)

30 at Marquette-NIT, 3/20/2018
 30 vs. Northwestern, 1/5/2018

HEAD COACH PATRICK CHAMBERS



“DETERMINED.”

The new sign in the reception area of the Penn State men's basketball office in the Bryce Jordan Center is impossible to overlook. The word defines both the Nittany Lion program and Patrick Chambers, the coach who is determined to lead the program to its next level of success.

Chambers is determined to establish the Penn State program with a culture of teamwork and excellence, built on pillars of accountability, faith, humility, gratitude and passion. He's determined to set and achieve high expectations for Nittany Lion basketball. He's determined to challenge his student-athletes to get better each and every day and develop young men into leaders with the goal of competing for championships.

In 2017-18, Chambers had the Penn State basketball program poised to take the next step in its pursuit of consistent, sustainable success.

By the end of December, the Nittany Lions reached double-digits in wins and in January, the Nittany Lions stepped into the spotlight, defeating No. 13 Ohio State at Value City Arena, one of only two teams in the nation to accomplish that feat in 2017-18.

By the end of February 2018, the Nittany Lions racked up nine Big Ten Conference wins, the most, to date, in the Chambers era. A week later, Penn State picked up its 20th and 21st wins, the latter coming at the earliest point ever for the Nittany Lions.

Playing their best basketball in March, Chambers' squad registered seven wins against only one loss and won the National Invitation Tournament title. Penn State defeated teams from the Atlantic Coast, Atlantic 10, Big East, Pac-12 and Southeastern conferences with an average scoring margin of 10.4 points per game in NIT contests.

Dozens of records were broken and the increase in offensive production saw Penn State score 70 points or more in 29 games, while the stalwart defense, a Chambers' hallmark, frustrated opponents. Fourteen teams in 2017-18 failed to score more than 60 points against the Nittany Lions.

Individual records were rewritten as well, as Shep Garner broke the 23-year-old Big Ten single-season record for 3-pointers with 120 and etched his name in the Penn State yearbook for both the single-season and career mark. Tony Carr became the first Penn State men's sophomore to reach the 1,000-point career mark with Lamar Stevens becoming the second to achieve that milestone.

A Philly native, Chambers was introduced as the 12th head coach in program history June 6, 2011, and has poured his passion and energy into building the Nittany Lion program.

Signing the top two recruiting classes in program history in back-to-back years, the 2016 group was ranked in the top 25 and the 2015 class in the top 30. A trio of players with freshmen eligibility started the 2016-17 season opener and would combine for 90 starts, with 23 more from a sophomore, giving the young Nittany Lions a birth by fire, but positioning them for success.

The impressive performances of the rookies earned them several honors during the course of their initial campaigns with Carr selected to the Big Ten All-Freshman team. Carr would become the first Penn State basketball player to earn Big Ten All-Tournament honors as a sophomore in 2018.

With Carr selected as a first-team All-Big Ten Conference pick by both the coaches and media following the 2017-18 season, junior Josh Reaves and redshirt sophomore Mike Watkins produced another program first – two Nittany Lions on the All-Defensive Team.

Chambers has sent Carr, Garner, Frazier, Newbill and numerous other players into the professional ranks. Garner inked a deal with the Grand Rapids Drive in fall of

2018 while Carr is playing for Fiat Torino in Italy's premier league. Frazier (2009-14) recently joined the New Orleans Pelicans organization and Newbill (2013-15) signed a new contract to play for the National Basketball League's Cairns Taipans. Over the summer months, Donovan Jack (2012-16) signed with KD Hopsi Polzela in Slovenia

AT BOSTON UNIVERSITY

Chambers came to Penn State after two years at Boston University, where in 2010-11 he led the Terriers to the America East Conference Championship and the program's first NCAA Tournament berth in more than a decade. He posted a 42-28 record, becoming the only coach in BU history to earn 20 wins in each of his first two seasons and the fastest in program history to win a conference championship.

AT VILLANOVA

A native of Newtown Square, Pa., Chambers previously played for and coached with two of the nation's most successful college coaches. From 2004-09, he was a member of Wright's staff at Villanova, serving as associate head coach in 2008-09. He helped the Wildcats earn four NCAA Sweet 16 appearances and advance to the 2009 NCAA Final Four. Chambers played for Magee at Philadelphia University (formerly Philadelphia Textile), helping Magee become college basketball's all-time victories leader (941) and a 2011 Naismith Basketball Hall of Fame inductee.

During Chambers' five seasons on Wright's Villanova staff, he was instrumental in helping lead the Wildcats to a 126-45 record (.737), including the then-single-season win record of 30-8 in 2008-09. In 2008, Chambers helped lead the Wildcats to the 2009 NCAA Final Four, a first in 24 years, and saw Villanova advance to the Sweet 16 for the fourth time in its five NCAA Tournament appearances.

AT PHILADELPHIA

Chambers joined the NCAA Division II Philadelphia University's basketball team as a walk-on in 1990 and went on to have an outstanding career under Magee. He became the team's starting point guard, earning first-team All-ECAC honors, and helped lead the Rams to four NCAA Division II Sweet 16 appearances and two Elite Eight appearances. He still holds the school record for career assists with 709.

THE CHAMBERS FAMILY

The Chambers family is well represented at Penn State basketball games. Chambers and his wife, Courtney, have four children, Grace, Ryan, Caitlin and Patrick and three of Chambers' 11 siblings are Penn State graduates – brothers, Chris and Joe, and a sister, Megan, who resides in State College.

CHAMBERS' COACHING RECORD

PENN STATE

Year	Record	Conf. / Finish	Postseason
2018-19	3-2		
2017-18	26-13	9-9 / t6	NIT Champion
2016-17	15-18	6-12 / t12th	
2015-16	16-16	7-11 / 10th	
2014-15	18-16	4-14 / 13th	
2013-14	16-18	6-12 / t10th	CBI Quarterfinals
2012-13	10-21	2-16 / 12th	
2011-12	12-20	4-14 / t11th	
Totals	116-124	38-88	

BOSTON UNIVERSITY

Year	Record	Conf. / Finish	Postseason
2010-11	21-14	12-4 / 2nd	NCAA Tournament
2009-10	21-14	11-5 / 4th	CBI Semifinals
Totals	42-28	23-9	

OVERALL TOTALS

10th season	158-152	.510	61-97	.386	NCAA (1), NIT (1)	CBI (2)
-------------	---------	------	-------	------	-------------------	---------

Records

Career
158-152
(10th season)

Penn State
116-124
(Eighth season)

Season
Eighth

Alma Mater
Philadelphia '94

Hometown
Newtown Square,
Pennsylvania

Family
Wife: Courtney

Children:
Grace, Ryan,
Caitlin & Patrick

Experience

2004-05
Villanova
Director of Operations

2005-08
Villanova
Assistant Coach

2008-09
Villanova
Associate Head Coach

2009-11
Boston University
Head Coach

2011-present
Penn State
Head Coach

Playing Experience

1990-94
Philadelphia

Played for
Naismith Basketball
Hall of Fame Coach
Herb Magee

All-time assists leader

2017-18 STARTERS

OPP.	G	G	G/F	F	F	Rec
Campbell	Carr	Garner	Reaves	Stevens	Moore	1-0
Fairleigh Dickinson	Carr	Garner	Reaves	Stevens	Watkins	1-0
Montana	Carr	Garner	Reaves	Stevens	Watkins	2-0
Columbia	Bostick	Garner	Moore	Stevens	Watkins	1-0
vs. Pittsburgh	Carr	Garner	Reaves	Stevens	Watkins	3-0
Texas A&M	Carr	Garner	Reaves	Stevens	Watkins	3-1
Oral Roberts	Carr	Garner	Reaves	Stevens	Watkins	4-1
at N.C. State	Carr	Garner	Reaves	Stevens	Watkins	4-2
at Iowa	Carr	Garner	Reaves	Stevens	Watkins	5-2
Wisconsin	Carr	Garner	Reaves	Stevens	Watkins	5-3
Geo. Washington	Carr	Garner	Reaves	Stevens	Watkins	6-3
at George Mason	Bostick	Garner	Reaves	Stevens	Watkins	1-0
Binghamton	Carr	Garner	Reaves	Stevens	Watkins	7-3
Rider	Carr	Garner	Reaves	Stevens	Watkins	7-4
Coppin State	Carr	Garner	Reaves	Stevens	Watkins	8-4
at Maryland	Carr	Garner	Reaves	Stevens	Watkins	8-5
Northwestern	Carr	Garner	Reaves	Stevens	Watkins	9-5
at Indiana	Carr	Garner	Bostick	Stevens	Watkins	0-1
Nebraska	Carr	Garner	Wheeler	Stevens	Watkins	1-0
Minnesota	Carr	Garner	Wheeler	Stevens	Watkins	1-1
at Northwestern	Carr	Garner	Wheeler	Stevens	Watkins	1-2
at Ohio State	Carr	Garner	Zemgulis	Stevens	Watkins	1-0
Rutgers	Carr	Garner	Zemgulis	Stevens	Watkins	2-0
at Michigan State	Carr	Garner	Reaves	Stevens	Watkins	9-6
Iowa	Carr	Garner	Reaves	Stevens	Watkins	10-6
Maryland	Carr	Garner	Reaves	Stevens	Watkins	11-6
at Illinois	Carr	Garner	Reaves	Stevens	Watkins	12-6
Ohio State	Carr	Garner	Reaves	Stevens	Watkins	13-6
at Purdue	Carr	Garner	Reaves	Stevens	Watkins	13-7
Michigan	Carr	Garner	Reaves	Stevens	Moore	1-1
at Nebraska	Carr	Garner	Reaves	Stevens	Moore	1-2
Northwestern-BTT	Carr	Garner	Reaves	Stevens	Harrar	1-0
Ohio State--BTT	Carr	Garner	Reaves	Stevens	Harrar	2-0
Purdue--BTT	Carr	Garner	Reaves	Stevens	Harrar	2-1
Temple-NIT	Carr	Garner	Reaves	Stevens	Harrar	3-1
at Notre Dame-NIT	Carr	Garner	Reaves	Stevens	Harrar	4-1
at Marquette-NIT	Carr	Garner	Reaves	Stevens	Harrar	5-1
vs. Mississippi St.-NIT	Carr	Garner	Reaves	Stevens	Harrar	6-1
vs. Utah-NIT	Carr	Garner	Reaves	Stevens	Harrar	7-1
Eight (8) lineups						
Personnel	Carr	Garner	Reaves	Stevens	Watkins	
	(37)	(39)	(32)	(39)	(28)	
	Bostick		Wheeler		Harrar	
	(2)		(3)		(8)	
			Zemgulis		Moore	
			(2)		(3)	
			Bostick			
			(1)			
			Moore			
			(1)			

2018-19 STARTERS

OPP.	G	G	G/F	F	F	Rec
North Florida^	Dread	Wheeler	Reaves	Stevens	Harrar	1-0
Jacksonville State^	Dread	Wheeler	Reaves	Stevens	Harrar	2-0
at DePaul	Dread	Wheeler	Reaves	Stevens	Harrar	2-1
vs. Wright State^^	Dread	Wheeler	Reaves	Stevens	Harrar	3-1
vs. Bradley^^	Dread	Wheeler	Reaves	Stevens	Harrar	3-2

^ U.S. Regional of Cancun Challenge, University Park, Pa.

^^at Cancun Challenge, Cancun, Mexico

2018-19 GAME-BY-GAME LEADERS

	OPP.	RESULT	DBL FIG	POINTS	REBOUNDS	ASSISTS	BLOCKS	STEALS
11/9	NORTH FLORIDA ^	W 87-72	4	Stevens (22) •	Stevens (10) T•	Bolton (6)	Buttrick (3) •	Reaves (4) •
11/12	JACKSONVILLE ST. ^	W 76-61	3	Bolton, Stevens (25) T•	Stevens (9)	Stevens (3)	Buttrick, Reaves Stevens (1) T•	Reaves, Stevens (2) T•
11/15	at DePaul	L 70-72 ot	3	Stevens (25) •	Stevens (12)	Reaves (8) •	Dread, Reaves (1) T•	Reaves (4) T•
11/20	vs. Wright State ^^	W 77-59	4	Stevens (25) •	Reaves (10) T•	Wheeler (4) •	none	Dread (6) •
11/21	vs. Bradley ^^	L 56-59	2	Stevens (27) •	Reaves (9) •	Stevens (3)	Harrar (2) T•	Stevens, Dread (2) T•
11/27	VIRGINIA TECH							
12/1	at Maryland *							
12/4	INDIANA *							
12/8	COLGATE							
12/15	vs. NC State							
12/19	at Duquesne							
12/21	at Alabama							
12/29	UMBC							
1/3	at Michigan *							
1/6	WISCONSIN *							
1/10	at Nebraska *							
1/13	MICHIGAN STATE *							
1/16	IOWA *							
1/19	at Minnesota *							
1/26	RUTGERS *							
1/31	PURDUE *							
2/4	at Northwestern *							
2/7	at Ohio State *							
2/12	MICHIGAN *							
2/16	at Purdue *							
2/19	NEBRASKA *							
2/23	at Illinois *							
2/27	MARYLAND *							
3/2	at Wisconsin *							
3/6	at Rutgers *							
3/10	ILLINOIS *							

2018-19 GAME-BY-GAME COMPARISONS

Team	Result	FG-A	Pct.	3FG-A	Pct.	FT-A	Pct.	O	D	Tot	PF-DQ	A	TO	B	S	1H	2H	OT	F	Mar
North Florida ^		27-64	.422	5-25	.185	13-22	.591	11	27	38	29-2	13	15	6	9	28	44	--	72	
PENN STATE	W 87-72	27-57	.474	8-21	.381	25-35	.714	9	30	39	19	17	15	5	7	40	47	--	87	+15
Jacksonville State ^		23-58	.397	3-14	.214	12-16	.750	12	25	37	22-1	6	16	3	5	32	29	--	61	
PENN STATE	W 76-61	26-64	.406	10-32	.313	14-21	.667	15	20	35	17	10	6	3	7	37	39	--	76	+15
at DePaul		28-64	.438	3-22	.136	13-21	.619	13	34	47	17	14	16	2	9	36	32	4	72	
Penn State	L 70-72ot	25-64	.391	10-30	.333	10-16	.625	10	26	36	23-1	13	16	2	10	31	37	2	70	-2
vs. Wright State ^^		21-53	.396	6-22	.273	11-16	.688	9	17	26	16	8	15	2	5	28	31	--	59	
Penn State	W 77-59	29-50	.580	9-17	.528	10-14	.714	6	26	32	22	13	16	0	8	45	32	--	77	+18
vs. Bradley ^^		21-49	.429	8-24	.333	9-17	.529	6	22	28	18	13	12	3	5	32	27	--	59	
Penn State	L 56-59	17-59	.288	4-27	.188	18-22	.818	19	26	45	19	6	12	3	7	33	23	--	56	-3

^ U.S. Regional of Cancun Challenge, University Park, Pa.

^^ at Cancun Challenge, Cancun, Mexico

2018-19 PENN STATE BOX SCORES

G1: Penn State 87, North Florida 72

Nov. 9, 2018 • Bryce Jordan Center • University Park, Pa.

North Florida	FG	3FG	FT	R	PF	TP	A	TO	B	S	Min
N. Horchler	f	5-9	0-2	0-3	0-10	10	3	10	0	3	25
W. Aminu	f	3-4	0-0	2-2	0-2	5	8	0	1	1	11
J. Escobar	g	2-5	1-3	0-0	0-1	2	5	0	2	0	22
Gandia-Rosa	g	3-10	0-4	1-1	1-0	1	5	7	1	0	25
G. Sams	g	6-17	1-8	3-4	2-0	2	16	1	2	0	29
E. Balogun	g	4-5	2-2	0-2	3-2	4	10	0	2	2	17
R. Burkhardt	g	0-1	0-1	0-0	0-0	0	0	0	0	1	11
B. Coffey	g	1-2	0-0	1-2	0-0	3	3	2	0	1	15
T. Day	g	2-7	1-4	3-4	2-4	6	0	3	0	0	17
C. Hendricksen	g	0-3	0-3	3-4	2-4	6	0	3	0	0	17
C. Copeland	g	1-1	0-0	0-0	0-1	2	2	1	1	0	12
Team					2-3	5					
Totals		27-64	5-27	13-22	11-27	38	29	72	13	15	6
Pct.		42.2	18.5	59.1							

	1	%	2	%	Game	%	DB
FGS	11-33	33.3	16-31	51.6	27-64	42.2	
3FGS	0-13	0.0	5-14	35.7	5-27	18.5	5
FT	6-9	66.7	7-13	53.8	13-22	59.1	

Penn State	FG	3FG	FT	R	PF	TP	A	TO	B	S	Min
L. Stevens	f	7-14	0-2	8-8	0-10	10	3	22	0	4	36
J. Harrar	f	3-5	0-0	1-4	3-4	2	7	0	3	0	16
M. Dread	g	6-10	4-8	1-2	0-2	2	17	2	0	0	31
J. Wheeler	g	1-2	0-1	1-2	0-3	3	3	2	0	1	23
J. Reaves	g	5-8	1-1	8-10	0-3	3	19	4	1	4	33
M. Jones	g	1-8	0-2	0-1	0-1	2	2	0	0	1	14
D. Zemgulis	g	0-1	0-1	0-0	0-2	0	0	2	0	0	5
R. Bolton	g	3-5	2-3	5-6	0-3	1	13	6	2	0	22
T. Buttrick	g	1-4	1-3	1-2	1-1	2	4	0	0	3	20
Team					5-16						
Totals		27-57	8-21	25-35	9-30	39	19	87	17	15	7
Pct.		47.4	38.1	71.4							

	1	%	2	%	Game	%	DB
FGS	13-28	46.4	14-29	48.3	27-57	47.4	
3FGS	3-12	25.0	5-9	55.6	8-21	38.1	4
FT	11-14	78.6	14-21	66.7	25-35	71.4	

Officials: Paul Szec, Courtney Green, Donnie Eppley

Attendance: 9,060 • **Technical Fouls:** None

Flagrant-1 on PSU #2 at 15:15 of 2nd half

Score by Periods	1	2	Total
North Florida	28	44	72
Penn State	40	47	87

G2: Penn State 76, Jacksonville State 61

Nov. 12, 2018 • Bryce Jordan Center • University Park, Pa.

Jacksonville St.	FG	3FG	FT	R	PF	TP	A	TO	B	S	Min
J. Burnell	f	5-12	1-3	3-3	2-10	12	5	14	2	2	33
Cunningham	f	5-8	0-0	0-1	5-4	9	3	10	0	4	24
D. Mostella	g	7-16	1-6	202	1-1	2	17	0	3	0	23
T. Hudson	g	2-7	0-2	3-3	0-2	2	3	7	4	0	28
M. Hunter	g	2-6	1-3	0-0	3-4	7	0	5	0	2	27
J. Gregory	g	2-7	0-0	4-7	0-2	2	4	8	0	2	24
M. Zelznak	g	0-0	0-0	0-0	0-1	1	0	0	0	1	0
M. Dunlap	g	0-0	0-0	0-0	1-2	0	0	0	0	0	8
J. Cross	g	0-2	0-0	0-0	0-0	0	0	0	0	0	15
D. St. Hilaire	g	0-0	0-0	0-0	0-0	0	0	2	0	2	0
Team					0-0						
Totals		23-58	3-14	12-16	12-25	37	22	61	6	16	3
Pct.		39.7	21.4	75.0							

	1	%	2	%	Game	%	DB
FGS	11-27	40.7	12-31	38.7	23-58	39.7	
3FGS	2-5	40.0	1-9	11.1	3-14	21.4	5, 1
FT	8-10	80.0	4-6	66.7	12-16	75.0	

Penn State	FG	3FG	FT	R	PF	TP	A	TO	B	S	Min
L. Stevens	f	9-18	2-6	5-7	2-7	9	2	25	3	1	40
J. Harrar	f	1-3	0-0	1-3	4-2	2	3	0	0	0	26
M. Dread	g	3-12	1-8	0-0	3-2	2	7	1	0	0	37
J. Wheeler	g	0-4	0-2	2-3	0-1	1	0	2	1	0	21
J. Reaves	g	4-6	2-3	1-1	0-2	3	11	2	2	1	23
M. Jones	g	0-4	0-2	3-3	0-1	0	2	1	0	0	9
R. Bolton	g	8-14	4-8	5-7	0-1	2	25	1	1	0	30
T. Buttrick	g	1-3	1-3	0-0	2-3	3	3	0	1	1	14
Team					3-14						
Totals		26-64	10-32	14-21	15-20	35	17	76	10	6	3
Pct.		40.6	31.3	66.7							

	1	%	2	%	Game	%	DB
FGS	13-33	39.4	13-31	41.9	26-64	40.6	
3FGS	5-16	31.3	5-16	31.3	8-21	38.1	4, 2
FT	6-10	60.0	8-11	72.7	25-35	66.7	

Officials: Bill Elk, Chris Beaver, Bill McCarthy

Attendance: 7,722 • **Technical Fouls:** None

Flagrant foul on JSU #00 at 1:02 of 2nd half

Score by Periods	1	2	Total
Jacksonville State	32	29	61
Penn State	47	39	86

G3: DePaul 72, Penn State 70 (OT)

Nov. 15, 2018 • Wintrust Arena • Chicago, Ill.

Penn State	FG	3FG	FT	R	PF	TP	A	TO	B	S	Min
L. Stevens	f	9-20	0-1	7-11	1-11	12	3	25	2	3	43
J. Harrar	f	1-2	0-0	1-2	0-3	3	5	3	2	3	30
M. Dread	g	7-15	5-10	0-0	1-3	4	2	19	0	1	41
J. Wheeler	g	1-2	0-1	0-1	0-3	2	2	0	2	0	22
J. Reaves	g	5-9	3-7	0-0	4-2	6	4	13	8	2	37
M. Jones	g	1-3	1-2	0-0	0-0	0	3	0	1	0	37
D. Zemgulis	g	0-0	0-0	0-0	0-0	0	0	0	0	0	1
R. Bolton	g	0-10	0-6	0-0	1-3	4	0	0	4	0	30
T. Buttrick	g	1-3	1-3	2-2	2-0	2	3	5	1	0	14
Team					1-1						
Totals		25-64	10-30	10-16	20-26	36	23	70	13	16	2
Pct.		39.1	33.3	62.5							

	1	%	2	%	OT	%	Game	%	DB
FGS	12-32	37.5	13-26	50.0	0-6	0.0	25-64	39.1	
3FGS	5-15	33.3	5-12	41.7	0-3	0.0	10-30	33.3	1, 0
FT	2-3	66.7	6-11	54.5	2-2	100.0	10-16	62.5	

DePaul	FG	3FG	FT	R	PF	TP	A	TO	B	S	Min
J. Butz	f	3-4	0-0	2-4	5-10	15	4	8	1	4	32
D. Gage	g	5-9	0-2	4-5	0-2	2	3	14	3	6	4
Coleman-Lands	g	1-7	0-5	1-2	0-0	0	3	1	2	0	33
E. Cain	g	2-9	0-2	1-3	0-7	7	0	5	6	2	43
M. Strus	g	7-20	3-11	4-5	2-7	9	4	21	2	1	43
P. Reed	g	4-6	0-1	0-0	2-4	6	3	8	1	1	10
F. Olujobi	g	6-9	0-1	1-2	1-3	4	3	13	0	0	20
Team					3-14						
Totals		28-64	3-22	13-21	13-34	47	17	72	14	16	2
Pct.		43.8	13.6	61.9							

	1	%	2	%	OT	%	Game	%	DB
FGS	15-29	51.7	12-29	41.4	1-6	16.7	28-64	43.8	
3FGS	0-7	0.0	3-12	25.0	0-3	0.0	3-22	13.6	5, 0
FT	6-9	66.7	5-8	62.5	2-4	50.0	13-21	61.9	

Officials: Lamont Simpson, D.J. Carstensen, Steve McJunkins

Attendance: 3,926 • **Technical Fouls:** DePaul: Olujobi, 2nd, 14:27, Team

Score by Periods 1 2 OT Total

Penn State	31	37	2	70
DePaul	36	32	4	72

G4: Penn State 77, Wright State 59

Nov. 20, 2018 • Hard Rock Hotel Riviera Maya • Cancun, Mexico

Wright State	FG	3FG	FT	R	PF	TP	A	TO	B	S	Min
--------------	----	-----	----	---	----	----	---	----	---	---	-----

2018-19 PENN STATE & OPPONENT TEAM HIGHS & LOWS

PENN STATE TEAM HIGHS

POINTS	87	NORTH FLORIDA, 11/9/18
	77	vs. Wright State, 11/20/18
	76	JACKSONVILLE STATE, 11/12/18
	70	at DePaul, 11/15/18
	56	vs. Bradley, 11/21/18
FIELD GOALS MADE	29	vs. Wright State, 11/20/18
	27	NORTH FLORIDA, 11/9/18
FIELD GOAL ATTEMPTS	64	at DePaul, 11/15/18
	64	JACKSONVILLE STATE, 11/12/18
FG PERCENTAGE	.580, 29-50	vs. Wright State, 11/20/18
	.474, 27-57	NORTH FLORIDA, 11/9/18
3 PT FIELD GOALS MADE	10	at DePaul, 11/15/18
	10	JACKSONVILLE STATE, 11/12/18
3 PT FG ATTEMPTS	32	JACKSONVILLE STATE, 11/12/18
	30	at DePaul, 11/15/18
3 PT FG PERCENTAGE	.529, 9-17	vs. Wright State, 11/20/18
	.381, 8-21	NORTH FLORIDA, 11/9/18
FREE THROWS MADE	25	NORTH FLORIDA, 11/9/18
	14	JACKSONVILLE STATE, 11/12/18
FREE THROW ATTEMPTS	35	NORTH FLORIDA, 11/9/18
	22	vs. Bradley, 11/21/18
FT PERCENTAGE	.818, 18-22	vs. Bradley, 11/21/18
	.714, 10-14	vs. Wright State, 11/20/18
	.714, 25-35	NORTH FLORIDA, 11/9/18
REBOUNDS	45	vs. Bradley, 11/21/18
	39	NORTH FLORIDA, 11/9/18
	36	at DePaul, 11/15/18
ASSISTS	17	NORTH FLORIDA, 11/9/18
	13	vs. Wright State, 11/20/18
	13	at DePaul, 11/15/18
STEALS	10	at DePaul, 11/15/18
	8	vs. Wright State, 11/20/18
BLOCKED SHOTS	5	NORTH FLORIDA, 11/9/18
	3	vs. Bradley, 11/21/18
	3	JACKSONVILLE STATE, 11/12/18
TURNOVERS	16	at DePaul, 11/15/18
	15	NORTH FLORIDA, 11/9/18
FOULS	23	at DePaul, 11/15/18
	19	NORTH FLORIDA, 11/9/18

PENN STATE TEAM LOWS

POINTS	56	vs. Bradley, 11/21/18
	70	at DePaul, 11/15/18
	76	JACKSONVILLE STATE, 11/12/18
	77	vs. Wright State, 11/20/18
FIELD GOALS MADE	17	vs. Bradley, 11/21/18
	25	at DePaul, 11/15/18
FIELD GOAL ATTEMPTS	50	vs. Wright State, 11/20/18
	57	NORTH FLORIDA, 11/9/18
FG PERCENTAGE	.288, 17-59	vs. Bradley, 11/21/18
	.391, 25-64	at DePaul, 11/15/18
3 PT FIELD GOALS MADE	4	vs. Bradley, 11/21/18
	8	NORTH FLORIDA, 11/9/18
3 PT FG ATTEMPTS	17	vs. Wright State, 11/20/18
	21	NORTH FLORIDA, 11/9/18
3 PT FG PERCENTAGE	.148, 4-27	vs. Bradley, 11/21/18
	.313, 10-32	JACKSONVILLE STATE, 11/12/18
FREE THROWS MADE	10	at DePaul, 11/15/18
	10	vs. Wright State, 11/20/18
	14	JACKSONVILLE STATE, 11/12/18
FREE THROW ATTEMPTS	14	vs. Wright State, 11/20/18
	16	at DePaul, 11/15/18
	21	JACKSONVILLE STATE, 11/12/18
FT PERCENTAGE	.625, 10-16	at DePaul, 11/15/18
	.667, 14-21	JACKSONVILLE STATE, 11/12/18
REBOUNDS	32	vs. Wright State, 11/20/18
	35	JACKSONVILLE STATE, 11/12/18
	36	at DePaul, 11/15/18
ASSISTS	6	vs. Bradley, 11/21/18
	10	JACKSONVILLE STATE, 11/12/18
STEALS	7	vs. Bradley, 11/21/18
	7	NORTH FLORIDA, 11/9/18
	7	JACKSONVILLE STATE, 11/12/18
BLOCKED SHOTS	0	vs. Wright State, 11/20/18
	2	at DePaul, 11/15/18
TURNOVERS	6	JACKSONVILLE STATE, 11/12/18
	12	vs. Bradley, 11/21/18
FOULS	17	JACKSONVILLE STATE, 11/12/18
	19	NORTH FLORIDA, 11/9/18
	19	vs. Bradley, 11/21/18

OPPONENT TEAM HIGHS

POINTS	72	at DePaul, 11/15/18
	72	NORTH FLORIDA, 11/9/18
	61	JACKSONVILLE STATE, 11/12/18
	59	vs. Bradley, 11/21/18
	59	vs. Wright State, 11/20/18
FIELD GOALS MADE	28	at DePaul, 11/15/18
	27	NORTH FLORIDA, 11/9/18
FIELD GOAL ATTEMPTS	64	at DePaul, 11/15/18
	64	NORTH FLORIDA, 11/9/18
FG PERCENTAGE	.438, 28-64	at DePaul, 11/15/18
	.429, 21-49	vs. Bradley, 11/21/18
3 PT FIELD GOALS MADE	8	vs. Bradley, 11/21/18
	6	vs. Wright State, 11/20/18
3 PT FG ATTEMPTS	27	NORTH FLORIDA, 11/9/18
	24	vs. Bradley, 11/21/18
3 PT FG PERCENTAGE	.333, 8-24	vs. Bradley, 11/21/18
	.273, 6-22	vs. Wright State, 11/20/18
FREE THROWS MADE	13	at DePaul, 11/15/18
	13	NORTH FLORIDA, 11/9/18
FREE THROW ATTEMPTS	22	NORTH FLORIDA, 11/9/18
	21	at DePaul, 11/15/18
FT PERCENTAGE	.750, 12-16	JACKSONVILLE STATE, 11/12/18
	.688, 11-16	vs. Wright State, 11/20/18
	.619, 13-21	at DePaul, 11/15/18
REBOUNDS	47	at DePaul, 11/15/18
	38	NORTH FLORIDA, 11/9/18
ASSISTS	14	at DePaul, 11/15/18
	13	vs. Bradley, 11/21/18
	13	NORTH FLORIDA, 11/9/18
STEALS	9	at DePaul, 11/15/18
	9	NORTH FLORIDA, 11/9/18
BLOCKED SHOTS	6	NORTH FLORIDA, 11/9/18
	3	2x, last vs. Bradley, 11/21/18
TURNOVERS	16	at DePaul, 11/15/18
	16	JACKSONVILLE STATE, 11/12/18
FOULS	29	NORTH FLORIDA, 11/9/18
	22	JACKSONVILLE STATE, 11/12/18

OPPONENT TEAM LOWS

POINTS	59	vs. Bradley, 11/21/18
	59	vs. Wright State, 11/20/18
	61	JACKSONVILLE STATE, 11/12/18
FIELD GOALS MADE	21	vs. Bradley, 11/21/18
	21	vs. Wright State, 11/20/18
	23	JACKSONVILLE STATE, 11/12/18
	27	NORTH FLORIDA, 11/9/18
FIELD GOAL ATTEMPTS	53	vs. Wright State, 11/20/18
	58	JACKSONVILLE STATE, 11/12/18
	64	2x, last at DePaul ot, 11/15/18
FG PERCENTAGE	.396, 21-53	vs. Wright State, 11/20/18
	.397, 23-58	JACKSONVILLE STATE, 11/12/18
	.422, 27-64	NORTH FLORIDA, 11/9/18
3 PT FIELD GOALS MADE	3	2x, last at DePaul, 11/15/18
3 PT FG ATTEMPTS	14	JACKSONVILLE STATE, 11/12/18
	22	vs. Wright State, 11/20/18
	22	at DePaul, 11/15/18
3 PT FG PERCENTAGE	.136 (3-22)	at DePaul, 11/15/18
	.185 (5-27)	NORTH FLORIDA, 11/9/18
FREE THROWS MADE	9	vs. Bradley, 11/21/18
	11	vs. Wright State, 11/20/18
FREE THROW ATTEMPTS	16	vs. Wright State, 11/20/18
	16	JACKSONVILLE STATE, 11/12/18
	21	at DePaul, 11/15/18
FT PERCENTAGE	.529, 9-17	vs. Bradley, 11/21/18
	.591 (13-22)	NORTH FLORIDA, 11/9/18
REBOUNDS	28	vs. Bradley, 11/21/18
	32	vs. Wright State, 11/20/18
ASSISTS	6	JACKSONVILLE STATE, 11/12/18
	8	vs. Wright State, 11/20/18
STEALS	5	3x, last vs. Bradley, 11/21/18
	9	2x, last at DePaul, 11/15/18
BLOCKED SHOTS	2	2x, last vs. Wright State, 11/20/18
	3	JACKSONVILLE STATE, 11/12/18
TURNOVERS	12	vs. Bradley, 11/21/18
	15	2x, last at vs. Wright State, 11/20/18
	22	JACKSONVILLE STATE, 11/12/18
FOULS	16	vs. Wright State, 11/20/18
	17	at DePaul, 11/15/18

Home games indicated by CAPS.

2018-19 PENN STATE & OPPONENT INDIVIDUAL HIGHS

PENN STATE INDIVIDUAL HIGHS

POINTS	27	Lamar Stevens vs. Bradley, 11/21/18
	25	Lamar Stevens vs. Wright State, 11/20/18
	25	Lamar Stevens at DePaul, 11/15/18
	25	R. Bolton vs JACKSONVILLE STATE, 11/12/18
	25	L. Stevens vs JACKSONVILLE STATE, 11/12/18
Field Goals Made	22	Lamar Stevens vs NORTH FLORIDA, 11/9/18
	10	Lamar Stevens vs. Wright State, 11/20/18
	9	Lamar Stevens at DePaul, 11/15/18
	9	L. Stevens vs JACKSONVILLE STATE, 11/12/18
Field Goal Att.	20	Lamar Stevens vs. Bradley, 11/21/18
	20	Lamar Stevens at DePaul, 11/15/18
	18	L. Stevens vs JACKSONVILLE STATE, 11/12/18
FG Pct (min 5 made)	.714, 5-7	Josh Reaves vs. Wright State, 11/20/18
	.667, 10-15	Lamar Stevens vs. Wright State, 11/20/18
	.625, 5-8	Josh Reaves vs NORTH FLORIDA, 11/9/18
	.600, 6-10	Myles Dread vs NORTH FLORIDA, 11/9/18
3-Point FG Made	5	Myles Dread at DePaul, 11/15/18
	4	R. Bolton vs JACKSONVILLE STATE, 11/12/18
	4	Myles Dread vs NORTH FLORIDA, 11/9/18
3-Point FG Att.	10	Myles Dread at DePaul, 11/15/18
	8	Rasir Bolton vs. Bradley, 11/21/18
	8	M. Dread vs JACKSONVILLE STATE, 11/12/18
	8	R. Bolton vs JACKSONVILLE STATE, 11/12/18
	8	Myles Dread vs NORTH FLORIDA, 11/9/18
3-Pt FG Pct (min 2 made)	.667, 2-3	Jamari Wheeler vs. Wright State, 11/20/18
	.667, 2-3	Josh Reaves vs. Wright State, 11/20/18
	.667, 2-3	Myles Dread vs. Wright State, 11/20/18
	.667, 2-3	J. Reaves vs JACKSONVILLE STATE, 11/12/18
	.667, 2-3	Rasir Bolton vs NORTH FLORIDA, 11/9/18
Free Throws Made	12	Lamar Stevens vs. Bradley, 11/21/18
	8	Josh Reaves vs NORTH FLORIDA, 11/9/18
	8	Lamar Stevens vs NORTH FLORIDA, 11/9/18
Free Throw Att.	14	Lamar Stevens vs. Bradley, 11/21/18
	11	Lamar Stevens at DePaul, 11/15/18
	10	Josh Reaves vs NORTH FLORIDA, 11/9/18
FT Pct (min 3 made)	1.000, 8-8	Lamar Stevens vs NORTH FLORIDA, 11/9/18
	1.000, 4-4	Josh Reaves vs. Bradley, 11/21/18
	1.000, 4-4	Lamar Stevens vs. Wright State, 11/20/18
	.833, 5-6	Rasir Bolton vs NORTH FLORIDA, 11/9/18
Rebounds	12	Lamar Stevens at DePaul, 11/15/18
	10	Josh Reaves vs. Wright State, 11/20/18
	10	Lamar Stevens vs NORTH FLORIDA, 11/9/18
Assists	8	Josh Reaves at DePaul, 11/15/18
	6	Rasir Bolton vs NORTH FLORIDA, 11/9/18
Steals	6	Myles Dread vs. Wright State, 11/20/18
	4	Josh Reaves at DePaul, 11/15/18
	4	Josh Reaves vs NORTH FLORIDA, 11/9/18
Blocked Shots	3	Trent Buttrick vs NORTH FLORIDA, 11/9/18
	2	Trent Buttrick vs. Bradley, 11/21/18
Fouls	5	Harrar, John at DePaul, 11/15/18
	4	Rasir Bolton at DePaul, 11/15/18
	4	Josh Reaves at DePaul, 11/15/18
	4	Jamari Wheeler vs NORTH FLORIDA, 11/9/18
Minutes	43	Lamar Stevens at DePaul, 11/15/18
	40	Lamar Stevens vs. Bradley, 11/21/18
	40	Myles Dread at DePaul, 11/15/18
	40	L. Stevens vs JACKSONVILLE STATE, 11/12/18
	37	Josh Reaves at DePaul, 11/15/18
	37	M. Dread vs JACKSONVILLE STATE, 11/12/18

OPPONENT INDIVIDUAL HIGHS

Points	21	Max Strus, DePaul, 11/15/18
	18	Elijah Childs, Bradley, 11/21/18
	17	Bill Wampler, Wright State, 11/20/18
	17	D. Mostella, JACKSONVILLE STATE, 11/12/18
Field Goals Made	8	Elijah Childs, Bradley, 11/21/18
	7	Loudon Love, Wright State, 11/20/18
	7	Max Strus, DePaul, 11/15/18
	7	D. Mostella, JACKSONVILLE STATE, 11/12/18
Field Goal Att.	20	Max Strus, DePaul, 11/15/18
	17	Garrett Sams, NORTH FLORIDA, 11/9/18
FG Pct (min 5 made)	.667, 6-9	Femi Olujobi, DePaul, 11/15/18
	.636, 7-11	Loudon Love, Wright State, 11/20/18
	.625, 5-8	C. Cunningham, JACKSONVILLE STATE, 11/12/18
3-Point FG Made	3	Darrell Brown, Bradley, 11/21/18
	3	Max Strus, DePaul, 11/15/18
3-Point FG Att.	11	Max Strus, DePaul, 11/15/18
	8	Garrett Sams, NORTH FLORIDA, 11/9/18
3-Pt FG Pct (min 2 made)	1.000, 2-2	Ezekiel Balogun, NORTH FLORIDA, 11/9/18
	.667, 2-3	D. Lautier-Ogunleye, Bradley, 11/21/18
Free Throws Made	5	Bill Wampler, Wright State, 11/20/18
	5	Mark Hughes, Wright State, 11/20/18
	4	Devin Gage, DePaul, 11/15/18
	4	Max Strus, DePaul, 11/15/18
	4	J. Gregory, JACKSONVILLE STATE, 11/12/18
Free Throw Att.	7	Bill Wampler, Wright State, 11/20/18
	7	J. Gregory, JACKSONVILLE STATE, 11/12/18
	5	Max Strus, DePaul, 11/15/18
	5	Devin Gage, DePaul, 11/15/18
FT Pct (min 3 made)	1.000, 3-3	Ty Hudson, JACKSONVILLE STATE, 11/12/18
	1.000, 3-3	J. Burnell, JACKSONVILLE STATE, 11/12/18
Rebounds	15	Jaylen Butz, DePaul, 11/15/18
	12	J. Burnell, JACKSONVILLE STATE, 11/12/18
Assists	7	I. Gandia-Rosa, NORTH FLORIDA, 11/9/18
	6	Eli Cain, DePaul, 11/15/18
Steals	4	Devin Gage, DePaul, 11/15/18
	3	Trip Day, NORTH FLORIDA, 11/9/18
Blocked Shots	2	Koch Bar, Bradley, 11/21/18
	2	Noah Horchler, NORTH FLORIDA, 11/9/18
	2	Ezekiel Balogun, NORTH FLORIDA, 11/9/18
	4	C. Cunningham, JACKSONVILLE STATE, 11/12/18
Fouls	5	J. Burnell, JACKSONVILLE STATE, 11/12/18
	5	I. Gandia-Rosa, NORTH FLORIDA, 11/9/18
	5	Wajid Aminu, NORTH FLORIDA, 11/9/18

Home games indicated by CAPS.

PENN STATE: LAST TIME IT HAPPENED

TEAM WON / LOSS

BEAT TOP 25 TEAM	3/2/18 vs. No. 13 Ohio State (69-68)
BEAT TOP 25 TEAM ROAD	1/25/18 at No. 13 Ohio State (82-79)
BEAT TOP 10 TEAM	2/15/18 vs. No. 8 Ohio State (79-56)
BEAT TOP 5 TEAM	2/17/16 vs. No. 4 Iowa (79-75)
BEAT A BIG TEN TEAM BY 20+	2/15/18 vs. No. 8 Ohio State (79-56)
WON IN OVERTIME	1/12/18 vs. Nebraska (76-74 (ot))
LOST IN OVERTIME	11/15/18 at DePaul (L, 70-72 (ot))
PLAYED DOUBLE OVERTIME	3/6/16 vs. Illinois (W, 86-79 (2ot))
PLAYED TRIPLE OVERTIME	2/11/17 at Indiana (L, 110-102 (3ot))
NEVER TRAILED	11/20/18 vs. Wright State, Cancun Challenge (77-59)
CAME FROM 20+ DOWN TO WIN	3/15/95 (NIT) vs Miami (62-56) (-20)
CAME FROM 15+ DOWN TO WIN	12/19/15 at Drexel (63-57) (-17)
CAME FROM 10-14 DOWN TO WIN	3/14/18 vs. Temple-NIT (63-57) (-11)
WON BIG TEN ROAD	2/11/18 at Illinois (74-52)
WON BIG TEN NEUTRAL	1/7/17 vs. Michigan State (The Palestra) (72-63)
WON TOP 25 BIG TEN ROAD	1/25/18 at 13/13 Ohio State (82-79)
WON NON-CONFERENCE ROAD	3/20/18 at Marquette-NIT, (85-80)
WON NON-CONFERENCE NEUTRAL	11/20/18 vs. Wright St., Cancun Chall., (77-59)
LOST BIG TEN AT HOME	2/21/18 vs. Michigan (63-72)
LOST NON-CONFERENCE AT BJC	12/22/17 vs. Rider (70-71)
LOST NON-CONFERENCE AT REC HALL	12/14/13 vs. Princeton (71-69 (ot)) - at Rec Hall

TEAM SCORING

SCORED 100+	2/1/17 at Indiana (102 (3ot))
ALLOWED 100+	2/1/17 at Indiana, 110 (3ot))
BOTH TEAMS SCORED 100+	2/1/17 at Indiana (L, 110-102 (3ot))
SCORED 90+	12/18/16 vs. St. John's (92); 12/21/16 vs. Morgan State (96)
ALLOWED 90+	1/15/18 vs. Minnesota (95-84 (ot))
SCORED 80+	3/29/18 vs. Utah-NIT (82-66)
CONSECUTIVE GAMES SCORING 80+	3; 11/20/17 vs. Pittsburgh (85) 11/21/17 vs. 16/19 Texas A&M (87), 11/24/17 vs. Oral Roberts (86) 3; 11/11/16 vs. Albany (81), 11/13/16 vs. Duquesne (82), 11/15/16 vs. Grand Canyon (85)
SCORED UNDER 50	1/25/16 at Ohio State (46)
SCORED UNDER 40	2/21/15 at Northwestern (39)
SCORED 60+ IN A HALF	12/19/09 vs. Gardner-Webb (60 2nd)
SCORED 50+ IN FIRST HALF	12/18/16 vs. St. John's (52)
SCORED 50+ IN SECOND HALF	11/10/17 vs. Campbell (50)
SCORED 45+ IN FIRST HALF	11/20/18 vs. Wright State, Cancun Challenge (77-59)
BENCH SCORED 50+	12/7/05 vs. UMKC (50)
OPP SCORED 45 OR LESS	1/27/18 vs. Rutgers (43)
CONSECUTIVE OPP BELOW 45	2009 at Temple (45) & UMBC (42)
OPP SCORED 40 OR LESS	3/6/14 at Northwestern (32)
CONSECUTIVE OPP BELOW 40	2007 vs. Princeton (38) & Denver (39)
OPP SCORED 10 OR LESS IN HALF	12/15/07 Denver (10)
OPP SCORED 15 OR LESS IN HALF	2/7/15 Nebraska (13)

TEAM SHOOTING

SHOT 60%+ FG	11/25/09 vs. Sacred Heart (63.8%)
SHOT 60%+ FG IN BIG TEN	1/3/06 vs Northwestern (64.0%)
SHOT 50%+ FG IN BIG TEN	2/18/18 at Purdue (28-56, 50.0%)
SHOT 70% IN HALF	1/5/18 vs. Northwestern (17-24, 70.8%)
SHOT 60% IN HALF	1/25/18 at 13/13 Ohio State (2nd, 15-25, 60.0%)
SHOT UNDER 30%	11/21/18 vs. Bradley (17-59, 28.8%)
SHOT 70%+ FROM 3PT	PSU record - 1/25/18 at 13/13 Ohio State, 11-14, 78.6%
SHOT 60%+ FROM 3PT	11/28/10 vs. Furman (12-19, 63.2%)
SHOT 50%+ FROM 3PT	11/20/18 vs. Wright State, Cancun Challenge (77-59)
SHOT 95%+ FROM FT	3/13/11 vs Ohio State (9-9, 100%)
SHOT 90%+ FROM FT	2/11/17 at Illinois (18-20, 90%)
SHOT 85%+ FROM FT	12/21/16 vs Morgan State (21-24, 87.5%)
SHOT 40% OR LESS FT	1/25/16 at Ohio State (2-5, 40%)
SHOT 0.0% FT	1/3/12 at Wisconsin (0-1, 0.0%)

OPP SHOT 60%+ FG	12/31/14 at Wisconsin (63.8%)
OPP SHOT BELOW 30% FG	1/1/17 at Rutgers (18-63, 28.6%)
OPP SHOT 0.0% 3FG	12/17/17 at George Mason (0-14)

TEAM REBOUNDING

50+ REBOUNDS	12/29/12 vs. Duquesne (50)
45+ REBOUNDS	11/21/18 vs. Bradley (45)
20+ OFFENSIVE REBS	11/29/17 at N.C. State (20)
20 OR LESS REBOUNDS	2/29/12 at Purdue (17)
OPP 20 OR LESS REBOUNDS	2/11/17 at Illinois (20)

TEAM STEALS, ASSISTS, TURNOVERS, BLOCKS

15+ STEALS	11/12/17 vs. Fairleigh Dickinson (18)
10+ STEALS	2/25/18 at Nebraska, (11)
30+ ASSISTS	12/30/06 vs. VMI (36)
20+ ASSISTS	2/11/18 at Illinois (20)
CONSEC. GAMES/ 20+ ASSISTS	1/2/18 at Maryland (20) & 12/30/17 vs. Coppin St. (22) 12/18/16 vs. St. John's (23), 12/21/16 vs Morgan State (23) 11/13/16 vs. Duquesne (20), 11/15/16 vs. Grand Canyon (20)
5 OR FEWER TURNOVERS	3/1/18 vs. Northwestern-BTT (5)
20 + TURNOVERS	11/12/17 vs. Fairleigh Dickinson (23)
OPP 25+ TURNOVERS	11/12/17 Fairleigh Dickinson (31)
10+ BLOCKS	12/22/17 vs. Rider (12)
10 PLAYERS 10+ MINUTES	12/19/09 vs. Gardner-Webb (10)

INDIVIDUAL SCORING

PLAYER 40+ POINTS	Gene Harris (46) vs. Holy Cross, 12/28/1961
PLAYER 35+ POINTS	D.J. Newbill (37) vs. Purdue, 1/17/2015
PLAYER 30-34 POINTS	Lamar Stevens (30) at Marquette-NIT, 3/20/18
3 PLAYERS 20+ POINTS	Claxton, Comley, Hassell vs. VMI, 12/30/2006
2 PLAYERS 20+ POINTS	Lamar Stevens (25) & Rasir Bolton (25) vs. Jacksonville State, 11/12/18
6+ PLAYERS 10+ POINTS	11/20/17 vs. Pittsburgh (6)
5+ PLAYERS 10+ POINTS	2/11/18 at Illinois (5)
2+ PLAYERS DOUBLE-DOUBLES	12/22/17 vs. Rider Josh Reaves (10 pts/13 reb) & Mike Watkins (10 pts/11 reb)

MISC. INDIVIDUAL

PLAYER 20+ REBOUNDS	Aaron Johnson (21) vs. Northwestern, 1/22/05
PLAYER 15+ REBOUNDS	Mike Watkins (19) vs. Rutgers, 1/27/18
PLAYER 10+ ASSISTS	Tony Carr (14) vs. Utah-NIT (82-66), 3/29/18
PLAYER 5+ STEALS	Myles Dread (6), vs. Wright State, Cancun Challenge, 11/20/18
PLAYER 5+ BLOCKS	Mike Watkins (7) vs. Wisconsin, 12/4/17
PLAYER 5+ BLOCKS, Consec. Games	Mike Watkins (5) vs. Albany, 11/11/16; Duquesne, 11/13/16
PLAYER 6+ THREES	Shep Garner (8) at Boston College, 12/21/15 Shep Garner (6) vs. Mississippi State-NIT, 3/27/18 Shep Garner (6) vs. Purdue-BTT, 3/3/18 Shep Garner (6) at Northwestern, 1/20/18 Shep Garner (6) vs. Rider, 12/22/17 Shep Garner (6) vs. Rutgers, 2/4/17 Shep Garner (6) at St. John's, 12/18/16

NITTANY LIONS CAREER STATS

Bolton, Rasir

Season	gp-gs	min/avg	Total		3-Point		F-Throws		Rebounds				pf	fo	ast	to	blk	stl	Scoring	
			fg-fga	pct	fg-fga	pct	ft-fta	pct	off	def	tot	avg							pts	avg
2018-19	5-0	126/25.2	16-47	.340	8-26	.308	12-15	.800	4	11	15	3.0	14	0	9	11	0	1	52	10.4
TOTAL	5-0	126/25.2	16-47	.340	8-26	.308	12-15	.800	4	11	15	3.0	14	0	9	11	0	1	52	10.4

Buttrick, Trent

Season	gp-gs	min/avg	Total		3-Point		F-Throws		Rebounds				pf	fo	ast	to	blk	stl	Scoring	
			fg-fga	pct	fg-fga	pct	ft-fta	pct	off	def	tot	avg							pts	avg
2017-18	10-0	36/3.6	2-10	.200	1-5	.200	0-2	.000	3	7	10	1.0	7	0	0	7	1	0	5	0.5
2018-19	5-0	75/15.0	4-11	.364	4-10	.400	4-6	.667	6	5	11	2.2	12	0	2	1	5	1	16	3.2
TOTAL	15-0	111/7.4	6-21	.286	5-15	.333	4-8	.500	9	12	21	1.4	19	0	2	8	6	1	21	1.4

Dread, Myles

Season	gp-gs	min/avg	Total		3-Point		F-Throws		Rebounds				pf	fo	ast	to	blk	stl	Scoring	
			fg-fga	pct	fg-fga	pct	ft-fta	pct	off	def	tot	avg							pts	avg
2018-19	5-5	170/34.0	22-52	.423	13-36	.361	2-4	.500	6	12	18	3.6	9	0	6	4	1	9	59	11.8
TOTAL	5-5	170/34.0	22-52	.423	13-36	.361	2-4	.500	6	12	18	3.6	9	0	6	4	1	9	59	11.8

Harrar, John

Season	gp-gs	min/avg	Total		3-Point		F-Throws		Rebounds				pf	fo	ast	to	blk	stl	Scoring	
			fg-fga	pct	fg-fga	pct	ft-fta	pct	off	def	tot	avg							pts	avg
2017-18	27-8	195/7.2	18-33	.545	0-0	.000	6-11	.545	29	28	57	2.1	31	1	3	7	4	3	42	1.6
2018-19	5-5	107/21.4	9-17	.529	0-0	.000	5-13	.385	10	14	24	4.8	15	1	4	7	2	2	23	4.6
TOTAL	32-13	302/9.4	27-50	.540	0-0	.000	11-24	.458	39	42	81	2.5	46	2	7	14	6	5	65	2.0

Hazle, Grant

Season	gp-gs	min/avg	Total		3-Point		F-Throws		Rebounds				pf	fo	ast	to	blk	stl	Scoring	
			fg-fga	pct	fg-fga	pct	ft-fta	pct	off	def	tot	avg							pts	avg
2016-17	5-0	2/0.4	1-2	.500	0-0	.000	0-0	.000	0	0	0	0.0	0	0	0	0	0	0	2	0.4
2017-18	3-0	3/1.0	0-0	.000	0-0	.000	0-0	.000	0	0	0	0.0	0	0	0	0	1	0	0	0.0
TOTAL	8-0	5/0.6	1-2	.500	0-0	.000	0-0	.000	0	0	0	0.0	0	0	0	0	1	0	2	0.3

Jones, Myreon

Season	gp-gs	min/avg	Total		3-Point		F-Throws		Rebounds				pf	fo	ast	to	blk	stl	Scoring	
			fg-fga	pct	fg-fga	pct	ft-fta	pct	off	def	tot	avg							pts	avg
2018-19	5-0	57/11.4	5-24	.208	2-11	.182	2-4	.500	2	4	6	1.2	4	0	1	2	0	3	14	2.8
TOTAL	5-0	57/11.4	5-24	.208	2-11	.182	2-4	.500	2	4	6	1.2	4	0	1	2	0	3	14	2.8

NITTANY LIONS CAREER STATS

Nussbaum, Taylor

Season	gp-gs	min/avg	Total		3-Point		F-Throws		Rebounds				Scoring							
			fg-fga	pct	fg-fga	pct	ft-fa	pct	off	def	tot	avg	pf	fo	ast	to	blk	stl	pts	avg
2017-18	2-0	2/1.0	0-0	.000	0-0	.000	0-0	.000	0	0	0	0.0	0	0	0	0	0	0	0	0
TOTAL	2-0	2/1.0	0-0	.000	0-0	.000	0-0	.000	0	0	0	0.0	0	0	0	0	0	0	0	0

Pierce, Satchel

Season	gp-gs	min/avg	Total		3-Point		F-Throws		Rebounds				Scoring							
			fg-fga	pct	fg-fga	pct	ft-fa	pct	off	def	tot	avg	pf	fo	ast	to	blk	stl	pts	avg
2017-18	24-0	173/7.2	11-34	.324	0-1	.000	16-28	.571	16	23	39	1.6	34	0	3	18	5	3	38	1.6
TOTAL	24-0	173/7.2	11-34	.324	0-1	.000	16-28	.571	16	23	39	1.6	34	0	3	18	5	3	38	1.6

Reaves, Josh

Season	gp-gs	min/avg	Total		3-Point		F-Throws		Rebounds				Scoring							
			fg-fga	pct	fg-fga	pct	ft-fa	pct	off	def	tot	avg	pf	fo	ast	to	blk	stl	pts	avg
2015-16	26-20	620/23.8	66-176	.375	3-39	.077	31-41	.756	34	62	96	3.7	68	2	50	36	23	36	166	6.4
2016-17	28-23	759/27.1	81-181	.448	19-59	.322	34-48	.708	37	75	112	4.0	84	3	59	54	21	60	215	7.7
2017-18	34-32	1048/30.8	133-273	.487	40-106	.377	53-75	.707	59	114	173	5.1	105	3	107	48	17	74	359	10.6
2018-19	5-5	160/32.0	19-36	.528	8-19	.421	13-15	.867	10	20	30	6.0	13	0	17	17	3	12	59	11.8
TOTAL	93-80	2587/27.8	299-666	.449	70-223	.314	131-179	.732	140	271	411	4.4	270	8	233	155	64	182	799	8.6

Stevens, Lamar

Season	gp-gs	min/avg	Total		3-Point		F-Throws		Rebounds				Scoring							
			fg-fga	pct	fg-fga	pct	ft-fa	pct	off	def	tot	avg	pf	fo	ast	to	blk	stl	pts	avg
2016-17	33-33	918/27.8	148-345	.429	11-32	.344	112-146	.767	54	129	183	5.5	90	3	55	74	21	27	419	12.7
2017-18	39-39	1290/33.1	231-497	.465	30-94	.319	112-161	.696	54	178	232	5.9	93	3	74	87	43	24	604	15.5
2018-19	5-5	184/36.8	42-87	.483	4-15	.267	36-44	.818	6	38	44	8.8	15	0	9	14	2	6	124	24.8
TOTAL	77-77	2392/31.1	421-929	.453	45-141	.319	260-351	.741	114	345	459	6.0	198	6	138	175	66	57	1147	14.9

Watkins, Mike

Season	gp-gs	min/avg	Total		3-Point		F-Throws		Rebounds				Scoring							
			fg-fga	pct	fg-fga	pct	ft-fa	pct	off	def	tot	avg	pf	fo	ast	to	blk	stl	pts	avg
2016-17	33-24	786/23.8	128-217	.590	0-0	.000	63-98	.643	82	185	267	8.1	83	0	20	43	90	25	319	9.7
2017-18	29-28	764/26.3	146-213	.685	0-1	.000	58-95	.611	58	200	258	8.9	70	1	20	49	68	28	350	12.1
TOTAL	62-52	1550/25.0	274-430	.637	0-1	.000	121-193	.627	140	385	525	8.5	153	1	40	92	158	53	669	10.8

Wheeler, Jamari

Season	gp-gs	min/avg	Total		3-Point		F-Throws		Rebounds				Scoring							
			fg-fga	pct	fg-fga	pct	ft-fa	pct	off	def	tot	avg	pf	fo	ast	to	blk	stl	pts	avg
2017-18	39-3	562/14.4	31-89	.348	4-28	.143	12-27	.444	30	42	72	1.8	68	2	56	36	3	52	78	2.0
2018-19	5-5	127/25.4	6-17	.353	2-8	.250	3-7	.429	4	13	17	3.4	15	0	9	7	0	5	17	3.4
TOTAL	44-8	689/15.7	37-106	.349	6-36	.167	15-34	.441	34	55	89	2.0	83	2	65	43	3	57	95	2.2

Zemgulis, Deivis

Season	gp-gs	min/avg	Total		3-Point		F-Throws		Rebounds				Scoring							
			fg-fga	pct	fg-fga	pct	ft-fa	pct	off	def	tot	avg	pf	fo	ast	to	blk	stl	pts	avg
2015-16	26-1	318/12.2	26-68	.382	10-40	.250	13-19	.684	20	24	44	1.7	20	0	8	13	0	4	75	2.9
2016-17	18-0	111/6.2	5-20	.250	3-13	.231	1-2	.500	3	9	12	0.7	21	0	1	7	1	2	14	0.8
2017-18	23-2	134/5.8	6-20	.300	4-16	.250	2-2	1.000	9	8	17	0.7	12	0	4	3	1	3	18	0.8
2018-19	3-0	18/6.0	1-3	.333	0-2	.000	0-0	.000	0	4	4	1.3	3	0	2	1	0	0	2	0.7
TOTAL	70-3	581/8.3	38-111	.342	17-71	.239	16-23	.696	32	45	77	1.1	56	0	15	24	2	9	109	1.6

2018-19 PENN STATE TV/RADIO ROSTER



0

MYREON JONES
FR. | G | 6-3 | 170
BIRMINGHAM, ALA.



1

DEIVIS ZENGULIS
SR. | F | 6-6 | 220
KAUNAS, LITHUANIA



2

MYLES DREAD
FR. | G | 6-4 | 215
DETROIT, MICH.



3

SATCHEL PIERCE
SR. | F | 7-0 | 255
BARBERTON, OHIO



4

DANIIL KASATKIN
FR. | G | 6-7 | 215
VICHUGA, RUSSIA



5

JAMARI WHEELER
SO. | G | 6-1 | 170
LIVE OAK, FLA.



10

KYLE McCLOSKEY
FR. | G | 6-5 | 210
LOWER GWYNEDD, PA.



11

LAMAR STEVENS
JR. | F | 6-8 | 230
NORTH WALES, PA.



12

IZAIAH BROCKINGTON
SO. | G | 6-4 | 195
PHILADELPHIA, PA.



13

RASIR BOLTON
FR. | G | 6-2 | 180
PETERSBURG, VA.



20

TAYLOR NUSSBAUM
SO. | G | 6-2 | 175
SOUTH SALEM, N.Y.



21

JOHN HARRAR
SO. | F | 6-9 | 243
WALLINGFORD, PA.




22

GRANT HAZLE
JR. | F | 6-6 | 194
KINGWOOD, TEXAS



23

JOSH REAVES
SR. | G | 6-5 | 214
FAIRFAX, VA.



24

MIKE WATKINS
R-JR. | F | 6-9 | 254
PHILADELPHIA, PA.



35

TRENT BUTTRICK
SO. | F | 6-8 | 234
BLOOMSBURG, PA.



PATRICK CHAMBERS
HEAD COACH
EIGHTH SEASON




KEITH URGO
ASSOCIATE HEAD COACH
EIGHTH SEASON



JIM FERRY
ASSISTANT COACH
SECOND SEASON



KEVIN FREEMAN
ASSISTANT COACH
FIRST SEASON



ROSS CONDON
DIRECTOR OF OPERATIONS
EIGHTH SEASON




DAVID CAPORALETTI
DIRECTOR OF
PLAYER DEVELOPMENT
EIGHTH SEASON



NICHOLAS COLELLA
DIR. OF RECRUITING
FOURTH SEASON



JONATHAN SALAZER
ATHLETIC TRAINER
22ND SEASON



GREG MISKINIS
PERFORMANCE COACH
THIRD SEASON



DR. GREG BILLY
TEAM PHYSICIAN
EIGHTH SEASON

2018-19 PENN STATE NITTANY LIONS

18-19 RECORD WHEN...

NUMERICAL ROSTER

#	NAME	POS	ELG	HT	WT	HOMETOWN	HIGH SCHOOL / LAST SCHOOL
0	Myreon Jones	G	Fr.	6-3	170	Birmingham, Ala.	Lincoln Academy (Ga.)
1	Deivis Zemgulis	F	Sr.	6-6	220	Kaunas, Lithuania	St. Mary Ryken (Md.)
2	Myles Dread	G	Fr.	6-4	215	Detroit, Mich.	Gonzaga (Washington D.C.)
3	Satchel Pierce	F	Sr.	7-0	255	Baberton, Ohio	Kiski School (Pa.)/Virginia Tech
4	Daniil Kasatkin	G	Fr.	6-7	215	Vichuga, Russia	Mountain Mission (Va.)
5	Jamari Wheeler	G	So.	6-1	170	Live Oak, Fla.	Rock School
10	Kyle McCloskey	G	Fr.	6-5	210	Lower Gwynedd, Pa.	Germantown Academy
11	Lamar Stevens	F	Jr.	6-8	230	North Wales, Pa.	Roman Catholic
12	Izaiah Brockington #	G	So.	6-4	195	Philadelphia, Pa.	Archbishop Ryan/St. Bonaventure
13	Rasir Bolton	G	Fr.	6-2	180	Petersburg, Va.	Massanutten Academy
20	Taylor Nussbaum	G	So.	6-2	175	South Salem, N.Y.	Cheshire Academy (Conn.)
21	John Harrar	F	So.	6-9	243	Wallingford, Pa.	Strath Haven
22	Grant Hazle	F	Jr.	6-6	194	Kingwood, Texas	Westbury Christian School
23	Josh Reaves	G	Sr.	6-5	214	Fairfax, Va.	Oak Hill Academy (Va.)
24	Mike Watkins	F	R-Jr.	6-9	254	Philadelphia, Pa.	Phelps School
35	Trent Buttrick	F	So.	6-8	234	Bloomsburg, Pa.	Community School of Naples (Fla.)

Will sit out the 2018-19 season to satisfy NCAA transfer rules and will have three years of eligibility remaining beginning in 2019-2020.

ALPHABETICAL ROSTER

#	NAME	POS	ELG	HT	WT	HOMETOWN	HIGH SCHOOL / LAST SCHOOL
13	Rasir Bolton	G	Fr.	6-2	180	Petersburg, Va.	Massanutten Academy
12	Izaiah Brockington #	G	So.	6-4	195	Philadelphia, Pa.	Archbishop Ryan/St. Bonaventure
35	Trent Buttrick	F	So.	6-8	234	Bloomsburg, Pa.	Community School of Naples (Fla.)
2	Myles Dread	G	Fr.	6-4	215	Detroit, Mich.	Gonzaga (Washington D.C.)
21	John Harrar	F	So.	6-9	243	Wallingford, Pa.	Strath Haven
22	Grant Hazle	F	Jr.	6-6	194	Kingwood, Texas	Westbury Christian School
0	Myreon Jones	G	Fr.	6-3	170	Birmingham, Ala.	Lincoln Academy (Ga.)
4	Daniil Kasatkin	G	Fr.	6-7	215	Vichuga, Russia	Mountain Mission (Va.)
10	Kyle McCloskey	G	Fr.	6-5	210	Lower Gwynedd, Pa.	Germantown Academy
20	Taylor Nussbaum	G	So.	6-2	175	South Salem, N.Y.	Cheshire Academy (Conn.)
3	Satchel Pierce	F	Sr.	7-0	255	Baberton, Ohio	Kiski School (Pa.)/Virginia Tech
23	Josh Reaves	G	Sr.	6-5	214	Fairfax, Va.	Oak Hill Academy (Va.)
11	Lamar Stevens	F	Jr.	6-8	230	North Wales, Pa.	Roman Catholic
24	Mike Watkins	F	R-Jr.	6-9	254	Philadelphia, Pa.	Phelps School
5	Jamari Wheeler	G	So.	6-1	170	Live Oak, Fla.	Rock School
1	Deivis Zemgulis	F	Sr.	6-6	220	Kaunas, Lithuania	St. Mary Ryken (Md.)

COACHING STAFF

Head Coach: Patrick Chambers (Philadelphia '94)
Associate Head Coach: Keith Urgo (Fairfield '02)
Assistant Coach: Jim Ferry (Keene State '90)
Assistant Coach: Kevin Freeman (Connecticut '06)
Director of Basketball Operations: Ross Condon (Villanova '07)
Director of Player Development: David Caporaletti (Philadelphia '93)
Director of On-Campus Recruiting: Nicholas Colella (Penn State '13)
Athletic Trainer: Jon Salazer (Penn State '93)
Strength & Conditioning Coach: Greg Miskinis (Penn State '08)

PRONUNCIATIONS

PEOPLE

Rasir Bolton – RAHJ-sheer BOWL-ton
 Buttrick – BUH-Trick
 Harrar – final R is silent, HAIR-ah
 Myreon Jones – Myron
 Daniil Kasatkin – Duh-NEEL Kaa-SOT-Kin
 Kyle McCloskey – Mic CLUS-key
 Deivis Zemgulis – Davis Zem-GOO-Liss

PLACES

Kaunas – CO-nuss
 Lower Gwynedd -- Gwynn-ID
 Vichuga – Vee-CHEW-gah

At home	2-0
On road	0-1
Neutral	1-1
vs. Top-25 teams	
Leading at the half	3-1
Trailing at the half	0-1
Tied at the half	
Lead w/ 5:00 to play	3-0
Trail w/ 5:00 to play	0-2
Tied w/ 5:00 to play	
In overtime(s)	0-1
Wearing white	3-0
Wearing gray	
Wearing blue	0-2
Wearing pink and black	
Game decided by 1-5 pts	0-2
Game decided by 6-10 pts	
Game decided 11-15 pts	2-0
Game decided by 16+ pts	1-0
PSU scores < 60 points	0-1
PSU scores 60-69 pts	
PSU scores 70-79 pts	2-1
PSU scores 80-89 pts	1-0
PSU scores 90+ pts	
PSU scores 100+ pts	
Opp. scores < 60 pts	1-1
Opp. scores 60-69 pts	1-0
Opp. scores 70-79 pts	1-1
Opp. scores 80-89 pts	
Opp. scores 90-99 pts	
Opp. scores 100+ pts	
1 PSU player scores 10+	
2 PSU players score 10+	0-1
3 PSU players score 10+	1-1
4 PSU players score 10+	2-0
5 PSU players score 10+	
6 PSU players score 10+	
PSU outrebounds opp.	2-1
Opp. outrebounds PSU	1-1
Rebounds are equal	
PSU has more turnovers	1-0
Opp. has more turnovers	1-0
Turnovers are equal	1-2
FG% over 40%	3-0
FG% less than 40%	0-2
Opp. FG% over 40%	2-2
Opp. FG% less than 40%	1-0
PSU outshoots opp.	3-0
Opp. outshoots PSU	0-2
In November	3-2
In December	
In January	
In February	
In March	
On Sunday	
On Monday	1-0
On Tuesday	1-0
On Wednesday	0-1
On Thursday	0-1
On Friday	1-0
On Saturday	

2017-18 BIG TEN CONFERENCE STATS

RECORD:	OVERALL	HOME	AWAY	NEUTRAL
ALL GAMES	9-9	6-3	3-6	0-0
CONFERENCE	9-9	6-3	3-6	0-0
NON-CONFERENCE	0-0	0-0	0-0	0-0

#	Player	gp-gs	min	avg	Total		3-Point		F-Throw		Rebounds					pts	avg								
					fg-fga	fg%	3fg-fga	3fg%	ft-fa	ft%	off	def	tot	avq	pf			dq	a	to	blk	stl			
10	Carr, Tony	18-18	675	37.5	125-321	.389	46-109	.422	66-83	.795	19	65	84	4.7	37	0	89	48	6	11	362	20.1			
11	Stevens, Lamar	18-18	627	34.8	116-232	.500	17-51	.333	37-62	.597	22	76	98	5.4	45	2	25	41	21	13	286	15.9			
24	Watkins, Mike	17-16	469	27.6	91-130	.700	0-1	.000	36-62	.581	38	117	155	9.1	45	1	10	29	29	17	218	12.8			
33	Garner, Shep	18-18	575	31.9	58-135	.430	47-112	.420	13-15	.867	4	32	36	2.0	46	0	22	22	3	12	176	9.8			
23	Reaves, Josh	14-12	439	31.4	48-100	.480	12-35	.343	19-25	.760	23	46	69	4.9	50	1	42	21	8	28	127	9.1			
04	Bostick, Nazeer	18-1	312	17.3	24-62	.387	3-16	.188	18-21	.857	14	21	35	1.9	32	0	12	18	4	11	69	3.8			
44	Moore, Julian	18-2	187	10.4	10-20	.500	0-0	.000	5-11	.455	15	11	26	1.4	24	0	9	3	12	1	25	1.4			
05	Wheeler, Jamari	18-3	231	12.8	9-34	.265	0-11	.000	3-5	.600	13	17	30	1.7	21	0	28	13	2	15	21	1.2			
01	Zemgulis, Deivis	10-2	53	5.3	2-5	.400	1-4	.250	0-0	.000	1	4	5	0.5	3	0	1	0	1	1	5	0.5			
03	Pierce, Satchel	8-0	43	5.4	2-7	.286	0-0	.000	0-0	.000	2	6	8	1.0	10	0	0	2	3	1	4	0.5			
21	Harrar, John	10-0	37	3.7	2-2	1.000	0-0	.000	0-0	.000	1	1	2	0.2	7	0	0	1	1	0	4	0.4			
35	Buttrick, Trent	1-0	2	2.0	0-2	.000	0-1	.000	0-0	.000	0	0	0	0.0	0	0	0	0	1	0	0	0.0			
22	Hazle, Grant	1-0	0	0.0	0-0	.000	0-0	.000	0-0	.000	0	0	0	0.0	0	0	0	0	1	0	0	0.0			
Team											19	31	50											10	
Total.....		18	3650		487-1050	.464	126-340	.371	197-284	.694	171	427	598	33.2	320	4	238	208	92	110	1297	72.1			
Opponents.....		18	3650		443-999	.443	111-317	.350	249-347	.718	170	433	603	33.5	299	-	231	215	58	105	1246	69.2			

TEAM STATISTICS

	PSU	OPP
SCORING	1297	1246
Points per game	72.1	69.2
Scoring margin	+2.8	-
FIELD GOALS-ATT	487-1050	443-999
Field goal pct	.464	.443
3 POINT FG-ATT	126-340	111-317
3-point FG pct	.371	.350
3-pt FG made per game	7.0	6.2
FREE THROWS-ATT	197-284	249-347
Free throw pct	.694	.718
F-Throws made per game	10.9	13.8
REBOUNDS	598	603
Rebounds per game	33.2	33.5
Rebounding margin	-0.3	-
ASSISTS	238	231
Assists per game	13.2	12.8
TURNOVERS	208	215
Turnovers per game	11.6	11.9
Turnover margin	+0.4	-
Assist/turnover ratio	1.1	1.1
STEALS	110	105
Steals per game	6.1	5.8
BLOCKS	92	58
Blocks per game	5.1	3.2
ATTENDANCE	81667	122841
Home games-Avg/Game	9-9074	9-13649
Neutral site-Avg/Game	-	0-0

Date	Opponent	Score	Att.
* 12/02/17	at Iowa	W 77-73	12805
* 12/4/17	WISCONSIN	L 63-64	6730
* 01/02/18	at Maryland	L 69-75	14374
* 1/5/18	NORTHWESTERN	W 78-63	4682
* 01/09/18	at Indiana	L 70-74	17222
* 1/12/18	NEBRASKA	Wot 76-74	6821
* 1/15/18	MINNESOTA	Lot 84-95	6361
* 01/20/18	at Northwestern	L 61-70	6544
* 01/25/18	at Ohio State	W 82-79	13464
* 1/27/18	RUTGERS	W 60-43	13677
* 1/31/18	at Michigan State	L 68-76	14797
* 02/03/18	IOWA	W 82-58	10394
* 2/7/18	MARYLAND	W 74-70	8435
* 02/11/18	at Illinois	W 74-52	12840
* 2/15/18	OHIO STATE	W 79-56	10981
* 02/18/18	at Purdue	L 73-76	14804
* 2/21/18	MICHIGAN	L 63-72	13586
* 02/25/18	at Nebraska	L 64-76	15991

* = Conference game

Score by Periods	1st	2nd	OT	Totals
Penn State	620	656	21	1297
Opponents	566	650	30	1246

2018-19 PENN STATE STATISTICS

RECORD:	OVERALL	HOME	AWAY	NEUTRAL
ALL GAMES	3-2	2-0	0-1	1-1
CONFERENCE	0-0	0-0	0-0	0-0
NON-CONFERENCE	3-2	2-0	0-1	1-1

#	Player	gp-gs	min	avg	Total		3-Point		F-Throw		Rebounds				pf	dq	a	to	blk	stl	pts	avg		
					fg-fga	fg%	3fg-fga	3fg%	ft-fta	ft%	off	def	tot	avg										
11	Stevens, Lamar	5-5	184	36.8	42-87	.483	4-15	.267	36-44	.818	6	38	44	8.8	15	0	9	14	2	6	124	24.8		
02	Dread, Myles	5-5	170	34.0	22-52	.423	13-36	.361	2-4	.500	6	12	18	3.6	9	0	6	4	1	9	59	11.8		
23	Reaves, Josh	5-5	160	32.0	19-36	.528	8-19	.421	13-15	.867	10	20	30	6.0	13	0	17	17	3	12	59	11.8		
13	Bolton, Rasir	5-0	126	25.2	16-47	.340	8-26	.308	12-15	.800	4	11	15	3.0	14	0	9	11	0	1	52	10.4		
21	Harrar, John	5-5	107	21.4	9-17	.529	0-0	.000	5-13	.385	10	14	24	4.8	15	1	4	7	2	2	23	4.6		
05	Wheeler, Jamari	5-5	127	25.4	6-17	.353	2-8	.250	3-7	.429	4	13	17	3.4	15	0	9	7	0	5	17	3.4		
35	Buttrick, Trent	5-0	75	15.0	4-11	.364	4-10	.400	4-6	.667	6	5	11	2.2	12	0	2	1	5	1	16	3.2		
00	Jones, Myreon	5-0	57	11.4	5-24	.208	2-11	.182	2-4	.500	2	4	6	1.2	4	0	1	2	0	3	14	2.8		
01	Zemgulis, Deivis	3-0	18	6.0	1-3	.333	0-2	.000	0-0	.000	0	4	4	1.3	3	0	2	1	0	0	2	0.7		
04	Kasatkin, Daniil	1-0	1	1.0	0-0	.000	0-0	.000	0-0	.000	0	0	0	0.0	0	0	0	0	0	0	0	0.0		
Team											11	7	18											
Total.....		5	1025		124-294	.422	41-127	.323	77-108	.713	59	128	187	37.4	100	1	59	65	13	39	366	73.2		
Opponents.....		5	1025		120-288	.417	25-109	.229	58-92	.630	51	125	176	35.2	102	-	54	74	16	33	323	64.6		

TEAM STATISTICS	PSU	OPP	Date	Opponent	Score	Att.
SCORING	366	323	11/9/18	NORTH FLORIDA	W 87-72	9060
Points per game	73.2	64.6	11/12/18	JACKSONVILLE STATE	W 76-61	7722
Scoring margin	+8.6	-	11/15/18	at DePaul	Lot 70-72	3926
FIELD GOALS-ATT	124-294	120-288	11/20/18	vs WRIGHT STATE	W 77-59	0
Field goal pct	.422	.417	11/21/18	vs BRADLEY	L 56-59	1473
3 POINT FG-ATT	41-127	25-109	* - Conference game			
3-point FG pct	.323	.229				
3-pt FG made per game	8.2	5.0				
FREE THROWS-ATT	77-108	58-92				
Free throw pct	.713	.630				
F-Throws made per game	15.4	11.6				
REBOUNDS	187	176				
Rebounds per game	37.4	35.2				
Rebounding margin	+2.2	-				
ASSISTS	59	54				
Assists per game	11.8	10.8				
TURNOVERS	65	74				
Turnovers per game	13.0	14.8				
Turnover margin	+1.8	-				
Assist/turnover ratio	0.9	0.7				
STEALS	39	33				
Steals per game	7.8	6.6				
BLOCKS	13	16				
Blocks per game	2.6	3.2				
ATTENDANCE	16782	5399				
Home games-Avg/Game	2-8391	1-3926				
Neutral site-Avg/Game	-	2-736				

Score by Periods	1st	2nd	OT	Totals
Penn State	186	178	2	366
Opponents	156	163	4	323

POINT DIFFERENTIAL																																
W																2																1
MARGIN	1	2	3	4	5	6	7	8	9	10	11	12	13	14	15	16	17	18	19	20	21	22	23	24	25	26	27	28	29	30*		
L																1																1

