



# VIRGINIA TECH

## 2023-24 MEN'S BASKETBALL



13 NCAA APPEARANCES / 14 NIT APPEARANCES (2 CHAMPIONSHIPS) /  
19 ALL-ACC SELECTIONS / 10 ALL-AMERICANS / 20 NBA DRAFT PICKS

GAME 10

### THE MATCHUP

#### VIRGINIA TECH HOKIES

6-3, 1-0 ACC

**Head Coach:** Mike Young (Emory & Henry, 1986)  
**Record at Virginia Tech:** 79-54 (5th Season)  
**Career Record:** 378-298 (22nd Season)  
**vs. Valpo:** 1st Meeting

VS

#### VALPARAISO BEACONS

4-5, 0-2 MVC

**Head Coach:** Roger Powell, Jr. (Illinois, 2005)  
**Record at Valpo:** 4-5 (1st Season)  
**Career Record:** Same  
**vs. Virginia Tech:** 1st Meeting

GAME 10 | VIRGINIA TECH vs. VALPARAISO - DEC. 9, 2023 | 12PM | CW | BLACKSBURG, VA. | CASSELL COLISEUM (8,925)



@HokiesMBB

#### BROADCAST INFORMATION

##### TV | CW

Evan Lepler, PxP  
Brian Oliver, Analyst

##### VIDEO STREAM

CW app

##### RADIO | VT Sports Network

Zach Mackey, PxP  
Mike Burnop, Analyst

##### LIVE STATS

stats.hokiesports.com



@ValpoBasketball

### PROJECTED STARTERS

| Virginia Tech      | Ht.  | Wt. | Yr. | Hometown          | PPG  | RPG | Other                           |
|--------------------|------|-----|-----|-------------------|------|-----|---------------------------------|
| G 3 Sean Pedulla   | 6-1  | 195 | Jr. | Edmond, Okla.     | 13.7 | 4.2 | 17p, 6a and 4r vs. Iowa State   |
| G 0 Hunter Cattoor | 6-3  | 200 | Gr. | Orlando, Fla.     | 14.6 | 2.8 | 275 career 3FG (VT record)      |
| G 2 MJ Collins     | 6-4  | 195 | So. | Clover, S.C.      | 5.5  | 2.1 | Career-high 20p vs. Louisville  |
| F 31 Robbie Beran  | 6-9  | 215 | Gr. | Richmond, Va.     | 3.3  | 2.2 | Led Northwestern to 2023 NCAAAT |
| F 15 Lynn Kidd     | 6-10 | 235 | Sr. | Gainesville, Fla. | 15.1 | 7.4 | 2 dbl-dbls on the season        |



### KEY STORYLINES

#### THE SERIES

- Virginia Tech will meet Valparaiso for the first time in program history Saturday at noon inside Cassell Coliseum.
- The Hokies are 2-5 all-time against current members of the Missouri Valley Conference: 1-0 vs. Bradley, 1-0 vs. Illinois State, 0-1 vs. Indiana State, 0-1 vs. Murray State, 0-1 vs. Northern Iowa and 0-2 vs. Southern Illinois.

#### YOUNG IN ACC OPENERS

- Tech improved to 4-1 in ACC openers under head coach Mike Young following Sunday's 75-68 victory over Louisville in Blacksburg.
- The Hokies' lone loss in an

ACC opener under Young came vs. Wake Forest on Dec. 4, 2021.

| Date     | Opponent    | Result   |
|----------|-------------|----------|
| 11/5/19  | Clemson     | W, 67-60 |
| 12/15/20 | Clemson     | W, 66-60 |
| 12/4/21  | Wake Forest | L, 61-80 |
| 12/4/22  | UNC         | W, 80-72 |
| 12/3/23  | Louisville  | W, 75-68 |

#### NOTHING BUT NET

- The initial NCAA Evaluation Tool (NET) rankings were released on Dec. 4. VT checked in at No. 74.
- The 2023-24 season marks the sixth season of the NET rankings, which replaced the RPI prior to the 2018-19 season as the primary sorting tool for evaluating teams.
- Through their first nine

games, here's how the Hokies stack up in the NET.

| Q1  | Q2  | Q3  | Q4  |
|-----|-----|-----|-----|
| 1-3 | 0-0 | 1-0 | 4-0 |

- Tech's Quad 1 win came against Iowa State in the semifinals of the ESPN Events Invitational, 71-62 victory over the Cyclones, who are No. 13 in the NET.
- As of Dec. 5, the NET projects Tech to have seven more Quad 1 opportunities this season, with the next chance coming Jan. 10 vs. Clemson.
- A Quad 1 game is classified as a home game vs. a 1-30 NET team, a neutral game vs. a 1-50 NET team or an away game vs. a 1-75 NET team.

### 2023-24 SCHEDULE

#### RECORD

6-3

|                |     |
|----------------|-----|
| ACC            | 1-0 |
| NON-CONFERENCE | 5-3 |
| HOME           | 4-0 |
| AWAY           | 0-1 |
| NEUTRAL        | 2-2 |

| Date  | Opponent                      | TV    | Time/Result |
|-------|-------------------------------|-------|-------------|
| 11/6  | Coppin State                  | ACCNX | W, 100-55   |
| 11/10 | South Carolina <sup>1</sup>   | ACCN  | L, 77-79    |
| 11/15 | Campbell                      | ACCNX | W, 60-44    |
| 11/19 | Wofford                       | ACCNX | W, 98-76    |
| 11/23 | Boise State <sup>2</sup>      | ESPNU | W, 82-75    |
| 11/24 | Iowa State <sup>2</sup>       | ESPN2 | W, 71-62    |
| 11/26 | Florida Atlantic <sup>2</sup> | ESPN  | L, 50-84    |
| 11/29 | at Auburn <sup>3</sup>        | ESPN2 | L, 57-74    |

|       |                             |       |          |
|-------|-----------------------------|-------|----------|
| 12/3  | Louisville <sup>*</sup>     | ACCN  | W, 75-68 |
| 12/9  | Valparaiso                  | CW    | 12 PM    |
| 12/16 | Vermont                     | ACCN  | 4 PM     |
| 12/21 | American                    | ACCNX | 5 PM     |
| 12/30 | at Wake Forest <sup>*</sup> | ESPN2 | 2 PM     |

|      |                               |      |       |
|------|-------------------------------|------|-------|
| 1/6  | at Florida State <sup>*</sup> | ACCN | 4 PM  |
| 1/10 | Clemson <sup>*</sup>          | -    | 7 PM  |
| 1/13 | Miami <sup>*</sup>            | ACCN | 7 PM  |
| 1/17 | at Virginia <sup>*</sup>      | -    | 7 PM  |
| 1/20 | at NC State <sup>*</sup>      | CW   | 12 PM |
| 1/23 | Boston College <sup>*</sup>   | ACCN | 9 PM  |
| 1/27 | Georgia Tech <sup>*</sup>     | ACCN | 5 PM  |
| 1/29 | Duke <sup>*</sup>             | ESPN | 7 PM  |

|      |                                |      |         |
|------|--------------------------------|------|---------|
| 2/3  | at Miami <sup>*</sup>          | -    | 12 PM   |
| 2/10 | at Notre Dame <sup>*</sup>     | CW   | 5:30 PM |
| 2/13 | Florida State <sup>*</sup>     | -    | 9 PM    |
| 2/17 | at North Carolina <sup>*</sup> | ACCN | 2 PM    |
| 2/19 | Virginia <sup>*</sup>          | ESPN | 7 PM    |
| 2/24 | at Pitti <sup>*</sup>          | CW   | 5:30 PM |
| 2/27 | at Syracuse <sup>*</sup>       | -    | 7 PM    |

|         |                             |         |         |
|---------|-----------------------------|---------|---------|
| 3/2     | Wake Forest <sup>*</sup>    | CW      | 5:30 PM |
| 3/5     | at Louisville <sup>*</sup>  | -       | 7 PM    |
| 3/9     | Notre Dame <sup>*</sup>     | ESPNEWS | 2 PM    |
| 3/12-16 | ACC Tournament <sup>4</sup> | ESPN    | -       |

All Times Eastern

\* - ACC Game

1 - Hall of Fame Series Charlotte (Charlotte, N.C.)

2 - ESPN Events Invitational (Orlando, Fla.)

3 - ACC/SEC Challenge (Auburn, Ala.)

4 - New York Life ACC Tournament (Washington, D.C.)



### CONTACT INFO

**Brian Cox** | Phone: (540) 250-0624  
Email: bcox90@vt.edu  
Associate AD, Creative Communications

**Will Copeland** | Phone: (757) 814-0930  
Email: cwil199@vt.edu  
Associate Director, Creative Communications

## QUICK FACTS

### THE BASICS

University Name: Virginia Tech  
 Location: Blacksburg, Va.  
 Founded: 1872  
 Enrollment: 37,000  
 President: Dr. Tim Sands  
 Director of Athletics: Whit Babcock  
 Nickname: Hokies  
 Mascot: Hokie Bird  
 Colors: Chicago Maroon and Burnt Orange  
 Affiliation: NCAA Division I  
 Conference: Atlantic Coast (18th Season)

### FACILITY FACTS

CASSELL COLISEUM  
 Capacity: 8,925  
 Record in Arena: 652-212 (.755)  
 First Game: VT vs. Alabama (Jan. 3, 1962)  
 Largest Crowd: 11,500 (vs. Purdue, Dec. 3, 1966)

### TEAM INFORMATION

2022-23 Record: 19-15  
 Home/Away/Neutral: 13-4/2-10/4-1  
 Conference Record: 8-12  
 Home/Away: 6-4/2-8  
 Conference Finish: 11th  
 Conference Tournament: Second Round  
 Starters Returning/Lost: 2/3  
 Letterwinners Returning/Lost: 5/3  
 Newcomers: 7

Total seasons: 116  
 First season: 1908-09  
 All-Time Record: 1,543-1,275  
 All-Time ACC Record: 147-181  
 All-Time ACC Tournament Record: 15-18  
 ACC Championship Game Appearances (Titles): 1 (1 - 2022)  
 NCAA Tournament Appearances (Last): 13 (2022)  
 All-Time NCAA Record: 8-13



## MEDIA INFORMATION

### CREDENTIALS

Outlets interested in obtaining credentials to cover Virginia Tech basketball home games must apply for credentials via: [media.hokiesports.com/credentials](http://media.hokiesports.com/credentials).

You may also email: [bcox90@vt.edu](mailto:bcox90@vt.edu).

All credentials for Virginia Tech home games this season will be issued on a single-game basis, and media seating is extremely limited.

### INTERVIEW POLICY

During ACC play, Mike Young conducts weekly media press conferences, via Zoom. To request the Zoom link for a particular week, please email Brian Cox ([bcox90@vt.edu](mailto:bcox90@vt.edu)).

**Gamedays:** Coach Mike Young and select players will be available to the media following a 10-minute cooling off period after the game. For home games, interviews of Coach Young and players will be conducted in-person in the Cassell Coliseum media center.

**Non-Gamedays:** All coach and player interview requests need to be arranged through the Virginia Tech Creative Communications Office - contact Brian Cox (c. 540-250-0624; e. [bcox90@vt.edu](mailto:bcox90@vt.edu)). Players and coaches should not be contacted directly under any circumstances.



## 2023-24 VIRGINIA TECH NUMERICAL ROSTER

| No. | Name                | Cl.   | Pos. | Ht.  | Wt. | Hometown          | Previous School       |
|-----|---------------------|-------|------|------|-----|-------------------|-----------------------|
| 0   | Hunter Cattoor      | Gr.   | G    | 6-3  | 200 | Orlando, Fla.     | Bishop Moore          |
| 2   | MJ Collins          | So.   | G    | 6-4  | 195 | Clover, S.C.      | Combine Academy       |
| 3   | Sean Pedulla        | Jr.   | G    | 6-1  | 195 | Edmond, Okla.     | Edmond Memorial       |
| 4   | Mekhi Long          | Gr.   | F    | 6-7  | 200 | Bryans Road, Md.  | Old Dominion          |
| 5   | Patrick Wessler     | r-Fr. | C    | 7-0  | 255 | Matthews, N.C.    | Combine Academy       |
| 10  | Brandon Rechsteiner | Fr.   | G    | 6-1  | 185 | Acworth, Ga.      | Etowah                |
| 11  | John Camden         | r-So. | F    | 6-8  | 220 | Downingtown, Pa.  | Memphis               |
| 13  | Jaydon Young        | Fr.   | G    | 6-4  | 205 | Goldsboro, N.C.   | Greensboro Day School |
| 15  | Lynn Kidd           | Sr.   | C    | 6-10 | 235 | Gainesville, Fla. | Clemson               |
| 23  | Tyler Nickel        | So.   | G/F  | 6-7  | 220 | Harrisonburg, Va. | North Carolina        |
| 31  | Robbie Beran        | Gr.   | F    | 6-9  | 215 | Richmond, Va.     | Northwestern          |
| 33  | Michael Ward        | So.   | G    | 6-2  | 175 | Bethesda, Md.     | Walt Whitman          |
| 34  | Mylyjael Poteat     | Sr.   | F    | 6-9  | 265 | Reidsville, N.C.  | Rice                  |
| 55  | Conner Venable      | Fr.   | G    | 6-3  | 190 | Washington, D.C.  | The Heights School    |

## COACHING & SUPPORT STAFF

**Head Coach:** Mike Young (Emory & Henry, 1986)  
**Record at VT:** 79-54 (5th Year)  
**Overall Record:** 378-298 (22nd Year)  
**Assistant Coach:** J.D. Byers (1st Year)  
**Assistant Coach:** Kevin Giltner (5th Year)  
**Assistant Coach:** Christian Webster (8th Year)  
**Chief of Staff:** Stephanie Ballein (5th Year)  
**Special Assistant for Recruiting:** Matt Olinger (5th Year)  
**Director of Player Personnel:** Ryan Nadeau (6th Year)  
**Special Assistant to the Head Coach:** Ace Custis (5th Year)  
**Strength & Conditioning:** David Jackson (16th Year)  
**Athletic Trainer:** Hisham Ziyout (5th Year)

## PRONUNCIATION GUIDE

|                            |                       |
|----------------------------|-----------------------|
| <b>Hunter Cattoor</b>      | cuh-TOUR              |
| <b>Sean Pedulla</b>        | puh-DOOL-uh           |
| <b>Patrick Wessler</b>     | WES-lerr              |
| <b>Brandon Rechsteiner</b> | WRECK-stein-er        |
| <b>Robbie Beran</b>        | BARE-in               |
| <b>Mylyjael Poteat</b>     | Muh-LIE-juhl POH-teet |

## ROSTER BY CLASS

| Freshmen (4)        | Sophomores (4) | Juniors (1)  | Seniors (5)     |
|---------------------|----------------|--------------|-----------------|
| Brandon Rechsteiner | John Camden*   | Sean Pedulla | Robbie Beran^   |
| Jaydon Young        | MJ Collins     |              | Hunter Cattoor^ |
| Conner Venable      | Tyler Nickel   |              | Lynn Kidd       |
| Patrick Wessler*    | Michael Ward   |              | Mekhi Long^     |
|                     |                |              | Mylyjael Poteat |

\* = Redshirt  
 ^ = Graduate Student

## SOCIAL



BY THE NUMBERS

**3** The Hokies rank **third** nationally in **free-throw percentage**, averaging **80.3%**. They already have **six** games of at least **20 free throws** made. VT had two such games last season.

**2** **Mike Young's** last **two** shooting guards, **Hunter Cattoor** (VT: 275) and **Fletcher Magee** (Wofford: 509), have set their respective school's 3-point record. Magee ranks 3rd all-time nationally.

**9** **Hunter Cattoor** set the program's all-time **career 3-pointers made** record vs. Boise State. He did so in **nine fewer games** than A.D. Vassallo. The Orlando native has **275** 3-pointers and counting.

NOTEWORTHY

MJ [BALL]INS

- There's no denying Tech sophomore MJ Collins had struggled on the offensive end through his first seven games of the season.
- However, the Clover, S.C., product snapped out of his slump in a big way vs. Louisville on Sunday, exploding for a career-high 20 points, while going 3 for 3 from distance and 7 for 7 from the foul line.
- "He hung in there," Tech head coach Mike Young said of Collins after the win. "He was 0-for-November from three and it had affected a couple other parts of his game. Suffered a little injury [against FAU], missed obviously the Auburn game, but we had him back on the floor Friday, Saturday and he looked good, said he felt like he could go. Thank goodness he did, he played a good ballgame."

| MJ Collins | First 7 Games | vs. Louisville |
|------------|---------------|----------------|
| PPG        | 3.4           | 20             |
| FG%        | 8-43 (.186)   | 5-10 (.500)    |
| 3FG%       | 0-11 (.000)   | 3-3 (1.000)    |
| APG        | 2.0           | 4.0            |

- "The last couple weeks, it was challenging," Collins said. "I'm talking to my coaches and my dad and my teammates telling them all I need to do is see the ball go in the basket. The month of November, I was in a bad slump, but they just kept telling me, 'Shoot the next one, shoot the next one. It'll go in.' Every time I shot, it looked like it was going in. And then my dad came down here and we got in the gym together. ... It was hitting tonight."

TIME TO WORK ON US

- Following the Louisville game, Tech only has four games the rest of December - three at home, then a Dec. 30 clash at Wake Forest to resume ACC action.
- The VT coaching staff learned a lot about its players over the last five games, and will look to use the additional time between games in December to "work on us."
- "We need a shot of confidence," Young said. "I thought I saw a team that was lacking some confidence and we've got really good players. The sun's going to come up tomorrow, we've got a lot to look forward to. Let's get on the stick here and start playing better basketball and doing it with great urgency and energy."

CHALLENGING STRETCH

- Tech faced three straight top-25 ranked teams in less than a week, according to KenPom.

| Opponent   | KenPom Rank | Result   |
|------------|-------------|----------|
| Iowa State | 23          | W, 71-62 |
| FAU        | 14          | L, 50-84 |
| Auburn     | 18          | L, 57-74 |

- When looking at adjusted defensive efficiency, Iowa State (11th) and Auburn (15th) are two of the top defensive teams the Hokies face this season.

CRASHING THE GLASS

- Mekhi Long has led the Hokies in rebounding each of their last four games.
- The 6-foot-7 forward pulled down eight boards against Iowa State, a game-high nine rebounds against FAU, seven rebounds at Auburn and eight caroms vs. Louisville.
- Long has a knack for rebounding, which was one of the skills that led to the Tech coaching staff pursuing him in the transfer portal.
- He averaged 8.7 rebounds per game last season at Old Dominion.

NOT KIDDING AROUND

- Lynn Kidd is one of the breakout stories in the ACC early on. From a player who only saw action in seven games his freshman season at Clemson\*, to averaging 15.9 points and 8.0 rebounds per game as a senior at Virginia Tech, Mike Young and his staff have developed a force to be reckoned with down low.

| Season   | PPG  | RPG | MPG  | FG%  |
|----------|------|-----|------|------|
| 2020-21* | 1.1  | 1.0 | 4.7  | .333 |
| 2021-22  | 0.7  | 1.1 | 2.5  | .375 |
| 2022-23  | 5.0  | 3.4 | 12.7 | .664 |
| 2023-24  | 15.1 | 7.4 | 25.1 | .689 |

- Entering this week, here's where Kidd ranks among ACC players in a few statistical categories.

| Stat       | Avg./% | Rank |
|------------|--------|------|
| Scoring    | 15.1   | 17th |
| Rebounding | 7.4    | 9th  |
| FG%        | .689   | 1st  |

- Against Wofford, Kidd produced 20 points, seven rebounds, three assists and zero turnovers.
- He became just the sixth Hokie to record

that stat line in program history, joining Keve Aluma, Malcolm Delaney, A.D. Vassallo, Zabian Dowdell and Shawn Smith.

- Prior to this season, Kidd had never recorded a double-double. He produced two in the first three games.
- Kidd became the first Tech men's basketball player under Mike Young to record at least 15 rebounds; the last VT player to do it was Kerry Blackshear Jr., who had 16 against Duke in the Sweet Sixteen game in Washington, D.C., on March 29, 2019.

HISTORY MADE IN HIS HOMETOWN

- Hunter Cattoor surpassed A.D. Vassallo for the most 3-pointers made in a career in program history against Boise State on Nov. 23. The record came in Cattoor's hometown of Orlando and was achieved in nine fewer games than Vassallo.

| Seasons  | Name            | GP  | 3FG |
|----------|-----------------|-----|-----|
| 2019-pr. | Hunter Cattoor  | 128 | 275 |
| 2005-09  | A.D. Vassallo   | 133 | 267 |
| 2007-11  | Malcolm Delaney | 136 | 264 |
| 1986-89  | Wally Lancaster | 82  | 257 |
| 2014-18  | Justin Bibbs    | 128 | 254 |

HUNT IN HIS BAG OFF THE COURT, TOO

- This past June, Hunter Cattoor and longtime girlfriend Chloe Brooks got engaged.
- His IG caption read: "Added another ring to our collection." Cattoor won the 2022 ACC title, while Brooks, a guard for VT women's basketball, won the 2023 ACC championship en route to the program's first-ever Final Four.
- Chloe Brooks is the second of Tech women's basketball head coach Kenny Brooks' three daughters.

YOUNG MOVING UP THE RANKS

- Mike Young is in his fifth season in Blacksburg and ranks eighth in all-time wins at VT.

| Name              | Seasons             | Record              |
|-------------------|---------------------|---------------------|
| Charles Moir      | 11 (1976-87)        | 213-119 (.642)      |
| Seth Greenberg    | 9 (2003-12)         | 170-123 (.580)      |
| Chuck Noe         | 7 (1955-62)         | 109-51 (.681)       |
| Howie Shannon     | 7 (1964-71)         | 104-68 (.605)       |
| Bill Foster       | 6 (1991-97)         | 101-78 (.564)       |
| Buzz Williams     | 5 (2014-19)         | 100-69 (.592)       |
| Don DeVoe         | 5 (1971-76)         | 88-45 (.662)        |
| <b>Mike Young</b> | <b>5 (2019-pr.)</b> | <b>79-54 (.594)</b> |

## DULLA AMONG MOST IMPROVED IN ACC

- Sean Pedulla reached double-figure scoring in each of his first 18 games of the 2022-23 season. Pedulla was the first Hokie to do that since Erick Green scored double figures in all 32 games of the 2012-13 season.
- Below is a chart of ACC players with the highest increased point production from last season.

| Player              | School               | 21-22      | 22-23       | Change      |
|---------------------|----------------------|------------|-------------|-------------|
| Miles Kelly         | Georgia Tech         | 4.5        | 14.4        | +9.9        |
| <b>Sean Pedulla</b> | <b>Virginia Tech</b> | <b>5.4</b> | <b>15.0</b> | <b>+9.6</b> |
| El Ellis            | Louisville           | 8.7        | 17.7        | +9.0        |
| Tyree Appleby       | Wake Forest          | 10.9       | 18.8        | +7.9        |

- Pedulla checked in at No. 96 in The Almanac's Top 100 players entering the 2023-24 season.

## BREAKOUT YEAR LOADING?

- MJ Collins was thrust into the starting lineup as a freshman a year ago, and while there were growing pains, head coach Mike Young knew it would pay off in the long run.
- "He is poised to have an even finer sophomore year. He's bigger and stronger. I've challenged him to be a go-to defender," Young said. "He's worked really hard on his perimeter shooting."
- In preparation for guarding the opponent's best perimeter player, Collins has been chasing around Cattoor in practice.
- "It's not only going to benefit him but benefit our team," Cattoor said of Collins. "Coach challenges him, I challenge him. Every time we're in practice and we're on separate teams, I always want him to come guard me. I want to make it as hard as possible for him. In practice, I want to guard him and make it as hard as possible for him. But it's going to help him grow.
- "He's a competitor, he's going to fight. He's not afraid to make mistakes, which is ultimately going to make him better. It's going to be good for us to slide me off of the best player and have him do it. ... He's taken great strides from last year and I'm excited for him this year."
- Going back to the experience Collins gained from his first season in Blacksburg, the Clover, S.C., native ranked seventh among freshmen in the ACC in minutes per game.

| Rank     | Name              | School               | MPG         |
|----------|-------------------|----------------------|-------------|
| 1        | Judah Mintz       | Syracuse             | 33.3        |
| 2        | Mike James        | Louisville           | 31.0        |
| 3        | JJ Starling       | Notre Dame           | 29.7        |
| 4        | Tyrese Proctor    | Duke                 | 29.4        |
| 5        | Kyle Filipowski   | Duke                 | 29.1        |
| 6        | Mark Mitchell     | Duke                 | 27.2        |
| <b>7</b> | <b>MJ Collins</b> | <b>Virginia Tech</b> | <b>24.7</b> |

- Collins logged the second-most minutes per game by a VT freshman under Coach Young, only trailing Nahiem Alleyne's 26 minutes per game in 2019-20.

## SEVEN STRAIGHT TRIPS TO THE POSTSEASON

- With the Hokies' selection into the 2023 NIT, they have now been selected for a postseason tournament in seven consecutive seasons.

| Year | Postseason Tournament | Head Coach    |
|------|-----------------------|---------------|
| 2023 | NIT                   | Mike Young    |
| 2022 | NCAA                  | Mike Young    |
| 2021 | NCAA                  | Mike Young    |
| 2019 | NCAA                  | Buzz Williams |
| 2018 | NCAA                  | Buzz Williams |
| 2017 | NCAA                  | Buzz Williams |
| 2016 | NIT                   | Buzz Williams |

- A pretty remarkable turnaround for a program that prior to 2017 had only gone to the NCAA Tournament once (2007) in 20 years. Tech has been to the Big Dance a total of 13 times in program history and 14 times to the NIT.

## SHENANDOAH VALLEY STAND UP!

- Tyler Nickel hails from Harrisonburg, Va., in the Shenandoah Valley, the home region of two other Commonwealth basketball greats in Dell Curry and Ralph Sampson. Curry went on to play at Virginia Tech, finishing as the program's No. 2 all-time leading scorer with 2,385 career points and was drafted by the Utah Jazz in 1986. Sampson was a three-time national player of the year at Virginia, before being drafted as the No. 1 overall pick in the 1983 NBA Draft.
- However, it is Nickel who is the Virginia High School League's all-time leading scorer with 2,909 career points, passing the likes of Mac McClung, J.J. Redick, Moses Malone, Alonzo Mourning, Grant Hill and Allen Iverson on the way to the top.



## ACC ACTIVE CAREER 3FG LEADERS

|           | NAME (SCHOOL)                         | 3FG        | GP         |
|-----------|---------------------------------------|------------|------------|
| 1.        | Joe Girard III (Clemson)              | 322        | 133        |
| 2.        | Darin Green, Jr. (Florida State)      | 319        | 121        |
| <b>3.</b> | <b>Hunter Cattoor (Virginia Tech)</b> | <b>275</b> | <b>128</b> |
| 4.        | DJ Horne (NC State)                   | 268        | 128        |
| 5.        | Nijel Pack (Miami)                    | 258        | 96         |
| 6.        | Blake Hinson (Pitt)                   | 227        | 105        |
| 7.        | Cormac Ryan (North Carolina)          | 224        | 124        |
| 8.        | RJ Davis (North Carolina)             | 185        | 110        |
| 9.        | Damari Monsanto (Wake Forest)         | 173        | 69         |
| 10.       | Josh Nickelberry (Florida State)      | 155        | 94         |

## ACC ACTIVE CAREER 3FG% LEADERS

|           | NAME (SCHOOL)                         | 3FG-3FGA       | 3FG%        |
|-----------|---------------------------------------|----------------|-------------|
| 1.        | Isaac McKneely (Virginia)             | 76-173         | 43.9        |
| 2.        | Alex Hemenway (Clemson)               | 124-289        | 42.9        |
| 3.        | Nijel Pack (Miami)                    | 258-621        | 41.5        |
| <b>4.</b> | <b>Hunter Cattoor (Virginia Tech)</b> | <b>275-665</b> | <b>41.4</b> |
| 5.        | Bensley Joseph (Miami)                | 63-153         | 41.2        |
| 6.        | Jaeden Zackery (Boston College)       | 88-224         | 39.3        |
| 7.        | Jake Heidbreder (Clemson)             | 119-304        | 39.1        |
| 8.        | Damari Monsanto (Wake Forest)         | 173-448        | 38.6        |
| 9.        | Darin Green Jr. (Florida State)       | 319-837        | 38.1        |
| 10.       | DJ Horne (NC State)                   | 268-712        | 37.6        |

## VT CAREER GAMES PLAYED

|    | NAME (YEARS)                     | GP         |
|----|----------------------------------|------------|
| 1. | Malcolm Delaney (2007-11)        | 136        |
| 2. | Dorenzo Hudson (2007-12)         | 135        |
| 3. | Ahmed Hill (2014-19)             | 134        |
|    | Jeff Allen (2007-11)             | 134        |
| 5. | Terrell Bell (2007-11)           | 133        |
|    | A.D. Vassallo (2005-09)          | 133        |
| 7. | Devin Wilson (2013-18)           | 129        |
|    | Erick Green (2009-13)            | 129        |
| 9. | Justin Bibbs (2014-18)           | 128        |
|    | Bobby Beecher (1982-86)          | 128        |
|    | <b>Hunter Cattoor (2019-pr.)</b> | <b>128</b> |

## VT CAREER 3FG%

|           | NAME (YEARS)                     | 3FG-3FGA       | 3FG%        |
|-----------|----------------------------------|----------------|-------------|
| 1.        | Ty Outlaw (2015-19)              | 136-291        | 46.7        |
| 2.        | Justin Bibbs (2014-18)           | 254-599        | 42.4        |
| <b>3.</b> | <b>Hunter Cattoor (2019-pr.)</b> | <b>275-665</b> | <b>41.4</b> |
| 4.        | Eddie Lucas (1997-99)            | 121-294        | 41.2        |
| 5.        | Jalen Cone (2019-21)             | 101-246        | 41.1        |

TEAM COMPARISON

| VT   | Stat                      | VALPO |
|------|---------------------------|-------|
| 74.4 | Points Per Game           | 69.8  |
| 68.6 | Opponents Points Per Game | 69.9  |
| +5.8 | Scoring Margin            | -0.1  |
| 33.8 | Rebounds Per Game         | 37.7  |
| +0.9 | Rebounding Margin         | -4.3  |
| .434 | FG Percentage             | .396  |
| .434 | FG Percentage Defense     | .427  |
| .333 | 3FG Percentage            | .330  |
| .337 | 3FG Percentage Defense    | .295  |
| 7.2  | 3FG Made Per Game         | 7.1   |
| .803 | FT Percentage             | .695  |
| 15.2 | Assists Per Game          | 12.3  |
| 11.4 | Turnovers Per Game        | 11.0  |

DANCIN' IN BACK-TO-BACK SEASONS

- In previous seasons in Virginia Tech history, the fastest head coach to make the NCAA Tournament was in Year Three. Those Hokies were Howie Shannon, Charlie Moir and Buzz Williams.
- Therefore, with Mike Young doing so in Year Two, he became the fastest Tech coach to make The Dance.
- The Hokies have also never had a head coach lead them to the NCAA Tournament in two of their first three seasons.
- Mike Young becomes just the third head coach in program history to register multiple trips to the NCAA Tournament, joining Charlie Moir and Buzz Williams.
- Here's a rundown of the head coaches who have guided Tech to the NCAA Tournament.

| Head Coach        | NCAAT Years            | # of App. |
|-------------------|------------------------|-----------|
| Charlie Moir      | 1979, 1980, 1985, 1986 | 4         |
| Buzz Williams     | 2017, 2018, 2019       | 3         |
| <b>Mike Young</b> | <b>2021, 2022</b>      | <b>2</b>  |
| Don DeVoe         | 1976                   | 1         |
| Bill Foster       | 1996                   | 1         |
| Seth Greenberg    | 2007                   | 1         |
| Howie Shannon     | 1967                   | 1         |

ONE BIG FAMILY

- The camaraderie between the VT men's and women's basketball teams as described by Hunter Cattoor:
- "I'd say it's like a whole big family there. We play and practice in the same facility, so we see them every day, whether that's working out on our own time or during lift and practice. We see them all around. We're saying hey to them. I know Coach Brooks is doing a great job over there with that team. But I look at them as family. ... I think it's great for both programs to be together and support each other and want each other to do well."

50 SPOT

- Tech shot over 50% in a game five times during the 2020-21 season - going 5-0.
- Since Young got to Blacksburg, the Hokies are 36-5 in contests shooting 50% or greater - only losses: vs. BYU (11/27/19), vs.

Miami (1/26/22), at College of Charleston (11/20/22), at Miami (1/31/23), vs. South Carolina (11/10/23).

- Since the 2010-11 season, Tech is 107-16 when shooting 50% or better.

COACH HUNT


- Mike Young had never let a player install a play before in his 38 years of coaching. He'd never had a player like Hunter Cattoor before, though.
- "He wants to be a coach," Young said on Oct. 3. "I had him install [a play] yesterday. I don't think I've ever done that in 38 years as a coach.
- "He commands a great deal of admiration and respect for what he's done here. [It] permeates throughout the program. I think he has embraced that and has done quite a good job thus far, and it'll be very important for this bunch."
- With defense being a point of emphasis for the entire Tech team heading into the season, Cattoor's tutelage will be crucial — and the teaching role is one he hopes to continue into the future. H/T Jack Brizendine

FOCUSED ON TEAM SUCCESS

- As Cattoor wraps up his career in Blacksburg this season, his focus will be on getting the team back to the top of the ACC — and he knows everyone's personal goals will come to fruition in the process.
- "At the end of the day, you want to go out on a high note. You want to compete for another ACC championship. You want to make it to the big dance and make a run," he said.
- "I think that's just the main thing to worry about — team success — and the individual success will come along." H/T Jack Brizendine

BYERS BOUGHT IN ON DEFENSIVE END

- J.D. Byers was hired as an assistant coach in April, bringing 13 years of experience at the Division I level with him to Blacksburg. He worked three stints with current Penn State head coach Mike Rhoades, most recently at VCU from 2017 to 2023.
- According to KenPom, VCU ranked 15th in adjusted defensive efficiency last season. Its three rankings the previous four seasons: seventh, 14th, 45th and seventh. Tech has only posted a top-40 defense five times since joining the ACC in 2004, the last time being 2019-20 under Buzz Williams (No. 20). H/T David Cunningham
- Though he wasn't necessarily the main reason why the Rams were so stingy on defense, Byers brought those lessons to Blacksburg. He watched Tech's games from last season through a unique lens since he wasn't involved, and the players said his feedback in specific areas has really helped.



The 2023-24 season marks the 22nd for Mike Young as a head coach.

SPECIALTY STAT TRACKER

| Opponent            | Off TOs    | Paint     | 2nd Chance | FB        | Bench      |
|---------------------|------------|-----------|------------|-----------|------------|
| Coppin State        | 30         | 36        | 8          | 10        | 50         |
| South Carolina      | 11         | 36        | 7          | 6         | 17         |
| Campbell            | 12         | 30        | 11         | 6         | 9          |
| Wofford             | 23         | 44        | 18         | 19        | 33         |
| Boise State         | 27         | 32        | 2          | 19        | 22         |
| Iowa State          | 7          | 16        | 10         | 5         | 15         |
| Florida Atlantic    | 11         | 32        | 6          | 2         | 17         |
| at Auburn           | 5          | 14        | 14         | 3         | 29         |
| Louisville          | 17         | 36        | 10         | 5         | 31         |
| Valparaiso          |            |           |            |           |            |
| Vermont             |            |           |            |           |            |
| American            |            |           |            |           |            |
| at Wake Forest      |            |           |            |           |            |
| at Florida State    |            |           |            |           |            |
| Clemson             |            |           |            |           |            |
| Miami               |            |           |            |           |            |
| at Virginia         |            |           |            |           |            |
| at NC State         |            |           |            |           |            |
| Boston College      |            |           |            |           |            |
| Georgia Tech        |            |           |            |           |            |
| Duke                |            |           |            |           |            |
| at Miami            |            |           |            |           |            |
| at Notre Dame       |            |           |            |           |            |
| Florida State       |            |           |            |           |            |
| at North Carolina   |            |           |            |           |            |
| Virginia            |            |           |            |           |            |
| at Pitt             |            |           |            |           |            |
| at Syracuse         |            |           |            |           |            |
| Wake Forest         |            |           |            |           |            |
| at Louisville       |            |           |            |           |            |
| Notre Dame          |            |           |            |           |            |
| <b>Total +/-</b>    | <b>+23</b> | <b>+2</b> | <b>-17</b> | <b>+7</b> | <b>+39</b> |
| <b>Season Highs</b> | <b>30</b>  | <b>44</b> | <b>18</b>  | <b>19</b> | <b>50</b>  |

FAST BREAK

Tech has registered **two** wins over **top five** programs under head coach Mike Young - most recently an 81-73 win over No. 3 Villanova on Nov. 28, 2020.

SCHOOL RECORDS

INDIVIDUAL

|   |  |
|---|--|
| Games Played (Season)                   | 36, by 5 players   |
| Games Started (Season)                  | 36, by 5 players   |
| Games Played (Career)                   | 136, Malcolm Delaney (2007-11)   |
| Games Started (Career)                  | 126, Dell Curry (1982-86); Bobby Beecher (1982-86)                                   |
| Consecutive Starts                      | 123, Ace Custis (1993-97)  |
| Minutes Played (Game)                   | 55, by 3 players   |
| Minutes Played (Season)                 | 1,300, Malcolm Delaney (2010-11), 34 games   |
| Minutes Played (Highest Season Average) | 38.6, Jay Purcell (1991-92), 28 games  |
| Minutes Played (Career)                 | 4,688, Malcolm Delaney (2007-11)   |
| Minutes Played (Highest Career Average) | 35.1, Dale Solomon, 1978-82  |
| Points (Overall Game)                   | 52, Allan Bristow vs. George Washington (2-21-73)                                    |
| Points (ACC Game)                       | 37, Malcolm Delaney vs. Clemson (1-29-09)  |
| Points (ACC Tournament Game)            | 32, Jalen Hudson vs. Wake Forest (3-10-15)   |
| Points (NCAA Tournament)                | 29, Glen Combs vs. Indiana (3-17-67)   |
| Points (NIT)                            | 33, A.D. Vasallo vs. Duquesne (3-18-09)  |
| Points (Season)                         | 801, Erick Green (2012-13), 32 games   |
| Points (ACC Season)                     | 469, Erick Green (2012-13), 18 games   |
| Points (Season Average)                 | 26.6, Bimbo Coles (1988-89), 27 games  |
| Points (Double-Figure Games, Season)    | 34, Dell Curry (1983-84), 35 games   |
| Points (Career)                         | 2,484, Bimbo Coles (1986-90)   |
| Points (Career Average)                 | 23.1, Allan Bristow (1970-73)  |
| Points (Double-Figure Games, Career)    | 115, Dell Curry (1982-86)  |
| Field Goals Made (Game)                 | 22, Allan Bristow vs. George Washington (2-21-73)                                    |
| 3-Pointers Made (Game)                  | 9, Hunter Cattoor at Florida State (1-29-22); Justin Robinson vs. Syracuse (1-26-19) |
| Field Goals Made (Season)               | 305, Dell Curry (1985-86), 30 games  |
| 3-Pointers Made (Season)                | 106, Wally Lancaster (1987-88), 29 games   |
| Field Goals Made (Career)               | 1,021, Dell Curry (1982-86)  |
| 3-Pointers Made (Career)                | <b>275, Hunter Cattoor (2019-pr.)</b>  |
| Free Throws Made (Game)                 | 20, by 3 players   |
| Free Throws Made (Season)               | 230, Malcolm Delaney (2009-10), 33 games   |
| Free Throws Made (Career)               | 721, Malcolm Delaney (2007-11)   |
| Rebounds (Game)                         | 36, Chris Smith vs. Washington & Lee (1-9-59)  |
| Rebounds (Season)                       | 495, Chris Smith (1959-60), 26 games   |
| Rebounds (Career)                       | 1,508, Chris Smith (1957-61)   |
| Assists (Game)                          | 12, by 3 players   |
| Assists (Season)                        | 192, Dave Sensibaugh (1975-76), 28 games   |
| Assists (Career)                        | 547, Bimbo Coles (1986-90)   |
| Steals (Game)                           | 8, by 3 players  |
| Steals (Season)                         | 94, Jamon Gordon (2006-07), 34 games   |
| Steals (Career)                         | 295, Dell Curry (1982-86)  |
| Blocks (Game)                           | 9, Roy Brow vs. James Madison (12-6-86); vs. Baptist College (12-12-87)              |
| Blocks (Season)                         | 100, Roy Brow (1987-88), 28 games  |
| Blocks (Career)                         | 251, Roy Brow (1984-88)  |
| <b>TEAM</b>                             |  |
| Points (Game)                           | 141, vs. Southern Miss (2-6-88)  |
| Points (Season)                         | 2,646, 1987-88, 29 games   |
| Field Goals Made (Game)                 | 52, vs. VMI (2-20-59)  |
| Field Goals Made (Season)               | 1,058, 1983-84, 35 games   |
| FG Percentage (Game)                    | .722 (39-54), vs. Syracuse (1-28-76)   |
| FG Percentage (Season)                  | .517 (1,030-1,993), 1981-82  |
| 3-Pointers Made (Game)                  | 21, vs. Delaware State (11-20-19)  |
| 3-Pointers Made (Season)                | 327, 2018-19, 35 games   |
| 3FG Percentage (Game)                   | .720 (18-25), at Florida State (1-29-22)   |
| 3FG Percentage (Season)                 | .403 (290-720), 2016-17  |
| Rebounds (Game)                         | 83, vs. VMI (2-19-61)  |
| Assists (Game)                          | 36, vs. The Citadel (11-12-17)   |
| Steals (Game)                           | 21, at Clemson (2-8-06)  |
| Blocks (Game)                           | 15 (2x), last vs. VMI (12-9-09)  |

2023-24 HONORS WATCH



**Sean Pedulla**  
*The Almanac Top 100*  
 • Ranked No. 96

**Hunter Cattoor**  
*ESPN Events Invitational*  
 • All-Tournament team



## BLUE COLLAR MENTALITY

- Fifth-year guard Hunter Cattoor talks about the work ethic and mentality a Coach Young team possesses.




## EMBRACING ALL ASPECTS OF LIFE

- Robbie Beran has a deep connection with animals. He's pursuing a master's degree in applied animal behavior and welfare at Virginia Tech. Under his roof, Beran has his two dogs – Smokey (chihuahua) and Stella (a Labrador retriever/mutt mix) – then his girlfriend's dog, Ivy (golden retriever).
- The COVID-19 pandemic allowed Beran to embrace his connection with them and the emotional support they have to offer.
- Beran is also thrilled to be playing his final season of college basketball in the Commonwealth. The Richmond, Va., native is reunited with his sister, Annemarie, who attends the Edward Via College of Osteopathic Medicine (VCOM) in Blacksburg.



## LEADING AT THE BREAK

- Over the last four seasons, Tech is 56-10 when leading at halftime.
- The Hokies are 68-15 in the Mike Young era when up at half.



## NATIONAL POLLS

### ASSOCIATED PRESS POLL

Updated: Dec. 4

| Rank | School           | Record | Points |
|------|------------------|--------|--------|
| 1    | Arizona (59)     | 7-0    | 1571   |
| 2    | Kansas (1)       | 7-1    | 1460   |
| 3    | Houston (3)      | 8-0    | 1432   |
| 4    | Purdue           | 7-1    | 1407   |
| 5    | UConn            | 7-1    | 1340   |
| 6    | Baylor           | 8-0    | 1234   |
| 7    | Gonzaga          | 6-1    | 1146   |
| 8    | Marquette        | 6-2    | 1134   |
| 9    | North Carolina   | 7-1    | 1004   |
| 10   | Creighton        | 7-1    | 921    |
| 11   | Florida Atlantic | 7-1    | 901    |
| 12   | Texas            | 6-1    | 763    |
| 13   | Colorado State   | 8-0    | 755    |
| 14   | BYU              | 7-0    | 732    |
| 15   | Miami            | 6-1    | 638    |
| 16   | Kentucky         | 6-2    | 544    |
| 17   | Tennessee        | 4-3    | 509    |
| 18   | James Madison    | 8-0    | 381    |
| 19   | Oklahoma         | 7-0    | 355    |
| 20   | Illinois         | 6-1    | 322    |
| 21   | Texas A&M        | 6-2    | 306    |
| 22   | Duke             | 5-3    | 296    |
| 23   | Wisconsin        | 6-2    | 245    |
| 24   | Clemson          | 7-0    | 227    |
| 25   | San Diego State  | 7-1    | 168    |

**Receiving Votes:** Virginia 148, Ohio State 122, TCU 87, Northwestern 77, Alabama 50, Michigan State 46, Princeton 35, UCLA 23, Cincinnati 21, Ole Miss 15, Arkansas 14, Providence 13, South Carolina 9, Villanova 8, Memphis 5, Colorado 5, Nevada 4, Georgia Tech 2

**Dropped from Rankings:** Villanova 18, Mississippi State 21, Alabama 23

### USA TODAY COACHES' POLL

Updated: Dec. 4

| Rank | School           | Record | Points |
|------|------------------|--------|--------|
| 1    | Arizona (26)     | 7-0    | 792    |
| 2    | Houston (5)      | 8-0    | 742    |
| 3    | Kansas (1)       | 7-1    | 738    |
| 4    | Purdue           | 7-1    | 706    |
| 5    | UConn            | 7-1    | 668    |
| 6    | Baylor           | 8-0    | 630    |
| 7    | Marquette        | 6-2    | 583    |
| 8    | Gonzaga          | 6-1    | 579    |
| 9    | Florida Atlantic | 7-1    | 477    |
| 10   | North Carolina   | 7-1    | 476    |
| 11   | Creighton        | 7-1    | 475    |
| 12   | Colorado State   | 8-0    | 376    |
| 13   | Tennessee        | 4-3    | 352    |
|      | BYU              | 7-0    | 352    |
| 15   | Miami            | 6-1    | 263    |
| 16   | Texas            | 6-1    | 252    |
| 17   | Kentucky         | 6-2    | 229    |
| 18   | Illinois         | 6-1    | 207    |
| 19   | Texas A&M        | 6-2    | 194    |
| 20   | Clemson          | 7-0    | 180    |
| 21   | Duke             | 5-3    | 175    |
| 22   | Oklahoma         | 7-0    | 136    |
| 23   | Virginia         | 7-1    | 134    |
| 24   | James Madison    | 8-0    | 132    |
| 25   | Ohio State       | 7-1    | 101    |

**Receiving Votes:** Wisconsin 66, Alabama 55, TCU 53, Michigan State 42, Princeton 38, San Diego State 34, Northwestern 24, Ole Miss 23, Iowa State 23, Auburn 21, UCLA 17, Nevada 13, Memphis 9, Cincinnati 8, Florida State 8, Utah 5, Villanova 5, USC 5, Mississippi State 2

**Dropped from Rankings:** Villanova 15, Alabama 20, Mississippi State 22, Michigan State 25

### TRACKING TECH

|           | AP | Coaches |
|-----------|----|---------|
| Preseason | -  | -       |
| 11/13     | -  | -       |
| 11/20     | -  | -       |
| 11/27     | -  | -       |
| 12/4      | -  | -       |
| 12/11     | -  | -       |
| 12/18     | -  | -       |
| 12/25     | -  | -       |
| 1/1       | -  | -       |
| 1/8       | -  | -       |
| 1/15      | -  | -       |
| 1/22      | -  | -       |
| 1/29      | -  | -       |
| 2/5       | -  | -       |
| 2/12      | -  | -       |
| 2/19      | -  | -       |
| 2/26      | -  | -       |
| 3/4       | -  | -       |
| 3/11      | -  | -       |
| 3/18      | -  | -       |
| Final     | -  | -       |

**Ratings Tracker** (through Dec. 6)

|                   |     |
|-------------------|-----|
| ESPN.com BPI      | 44  |
| KenPom.com        | 68  |
| Massey            | 56  |
| NCAA NET Rankings | 71  |
| Bart Torvik       | 100 |

**Virginia Tech's "Best" NET Wins:**

|             |     |
|-------------|-----|
| Iowa State  | 19  |
| Boise State | 129 |

## 2023-24 RANKING SUMMARY

| Statistic                                   | National Rank | Conference Rank | Value National Leader | Value Conference Leader | Value |
|---|---------------|-----------------|-----------------------|-------------------------|-------|
| Assist/Turnover Ratio (351 ranked)          | 81            | 7               | 1.33 Kentucky         | 2.29 Virginia           | 1.92  |
| Assists Per Game (351 ranked)               | 84            | 5               | 15.2 Kansas           | 22.8 Clemson            | 16.9  |
| Bench Points per game (351 ranked)          | 112           | 2               | 24.78 BYU             | 40.75 Florida St.       | 25.86 |
| Blocks Per Game (351 ranked)                | 297           | 15              | 2.3 Eastern Ky.       | 8.7 Virginia            | 6.2   |
| Effective FG pct (351 ranked)               | 222           | 11              | 0.499 Indiana St.     | 0.625 Miami (FL)        | 0.594 |
| Fastbreak Points (350 ranked)               | 255           | 8               | 8.33 TCU              | 29.00 NC State          | 17.75 |
| Field Goal Percentage (351 ranked)          | 238           | 11              | 43.4 Kansas           | 53.6 Miami (FL)         | 51.3  |
| Field Goal Percentage Defense (351 ranked)  | 216           | 14              | 43.4 App State        | 34.0 Virginia           | 34.8  |
| Fouls Per Game (351 ranked)                 | 124           | 8               | 16.4 Creighton        | 9.8 Miami (FL)          | 13.6  |
| Free Throw Attempts Per Game (351 ranked)   | 53            | 4               | 23.7 Tulane           | 31.4 North Carolina     | 28.0  |
| Free Throw Percentage (351 ranked)          | 3             | 1               | 80.3 Villanova        | 82.4 Virginia Tech      | 80.3  |
| Free Throws Made Per Game (351 ranked)      | 15            | 3               | 19.0 Tulane           | 24.4 North Carolina     | 21.2  |
| Rebound Margin (351 ranked)                 | 200           | 10              | 0.9 Arizona           | 19.1 Pittsburgh         | 10.7  |
| Rebounds (Defensive) Per Game (351 ranked)  | 258           | 15              | 24.44 Illinois        | 33.75 Pittsburgh        | 29.78 |
| Rebounds (Offensive) Per Game (351 ranked)  | 273           | 12              | 9.33 St. John's (NY)  | 18.00 Georgia Tech      | 13.86 |
| Rebounds Per Game (351 ranked)              | 284           | 14              | 33.78 Eastern Ky.     | 47.33 Pittsburgh        | 43.33 |
| Scoring Defense (351 ranked)                | 119           | 6               | 68.6 Houston          | 49.1 Virginia           | 53.2  |
| Scoring Margin (351 ranked)                 | 150           | 9               | 5.9 BYU               | 32.9 Pittsburgh         | 16.8  |
| Scoring Offense (351 ranked)                | 181           | 12              | 74.4 James Madison    | 95.4 North Carolina     | 85.1  |
| Steals Per Game (351 ranked)                | 210           | 8               | 6.6 Bethune-Cookman   | 14.6 Florida St.        | 9.6   |
| Three Point Attempts Per Game (351 ranked)  | 202           | 11              | 21.7 BYU              | 32.9 Pittsburgh         | 30.0  |
| Three Point Percentage (351 ranked)         | 175           | 8               | 33.3 Baylor           | 43.2 Miami (FL)         | 42.5  |
| Three Point Percentage Defense (351 ranked) | 231           | 14              | 33.7 BYU              | 22.4 Florida St.        | 25.2  |
| Three Pointers Per Game (351 ranked)        | 195           | 12              | 7.2 BYU               | 12.9 Pittsburgh         | 10.4  |
| Turnover Margin (351 ranked)                | 81            | 7               | 2.6 Purdue Fort Wayne | 8.5 Virginia            | 5.8   |
| Turnovers Forced Per Game (351 ranked)      | 96            | 5               | 14.00 Bethune-Cookman | 21.62 Florida St.       | 16.29 |
| Turnovers Per Game (351 ranked)             | 102           | 9               | 11.4 Northwestern     | 8.0 Virginia            | 8.3   |
| Winning Percentage (347 ranked)             | 97            | 6               | 66.7 13 teams tied    | 100.0 Clemson           | 100.0 |

## GAMES STARTED

|                     | Streak | 23-24 | Career | ACC |
|---------------------|--------|-------|--------|-----|
| Hunter Cattoor      | 26     | 9     | 80     | 40  |
| MJ Collins          | -      | 7     | 23     | 13  |
| Sean Pedulla        | 43     | 9     | 43     | 21  |
| Mekhi Long          | 4      | -     | 64     | -   |
| Patrick Wessler     | -      | -     | -      | -   |
| Brandon Rechsteiner | -      | -     | -      | -   |
| John Camden         | -      | -     | -      | -   |
| Jaydon Young        | -      | -     | -      | -   |
| Lynn Kidd           | 9      | 9     | 14     | 4   |
| Tyler Nickel        | 2      | 2     | 2      | 1   |
| Robbie Beran        | 45     | 9     | 109    | 1   |
| Michael Ward        | -      | -     | -      | -   |
| Mylyjael Poteat     | -      | -     | 3      | -   |
| Conner Venable      | -      | -     | -      | -   |




## NON-CONFERENCE BREAKDOWN

| Team                 | NET | Result    |
|----------------------|-----|-----------|
| Coppin State         | 358 | W, 100-55 |
| South Carolina       | 29  | L, 77-79  |
| Campbell             | 315 | W, 60-44  |
| Wofford              | 242 | W, 98-76  |
| Boise State          | 126 | W, 82-75  |
| Iowa State           | 13  | W, 71-62  |
| #19 Florida Atlantic | 11  | L, 50-84  |
| Auburn               | 33  | L, 57-74  |
| Valparaiso           | 291 |           |
| Vermont              | 115 |           |
| American             | 327 |           |



Hunter Cattoor is first all-time at VT in career 3-pointers made with 275.





## SEASON BREAKDOWN

### TECH'S RECORD WHEN...

|                             | 2023-24 |
|-----------------------------|---------|
| Overall                     | 6-3     |
| ACC                         | 1-0     |
| At home                     | 4-0     |
| On the road                 | 0-1     |
| At neutral sites            | 2-2     |
| After a win                 | 3-2     |
| After a loss                | 2-1     |
| In overtime                 | 0-0     |
| vs. ranked opponents        | 0-1     |
| Winning the opening tip     | 3-1     |
| Losing the opening tip      | 3-2     |
| Decided by 1-4 points or OT | 0-1     |
| Decided by 5-10 points      | 3-0     |
| Decided by 11-20 points     | 1-1     |
| Decided by 21+ points       | 2-1     |
| Leading at half             | 6-0     |
| Tied at half                | 0-0     |
| Trailing at half            | 0-3     |
| VT shoots 50% or better     | 2-1     |
| VT shoots 40-49.9%          | 3-0     |
| VT shoots less than 40%     | 1-2     |
| VT out-shoots opponent      | 4-0     |
| Opp. out-shoots VT          | 2-3     |
| Opp. shoots 40% or better   | 4-2     |
| Opp. shoots less than 40%   | 2-1     |
| VT out-rebounds opponent    | 3-1     |
| Opp. out-rebounds VT        | 3-2     |
| Rebounds are tied           | 0-0     |
| VT has more FT attempts     | 4-2     |
| Opp. has more FT attempts   | 2-1     |
| VT makes more 3-pointers    | 2-1     |
| Opp. makes more 3-pointers  | 4-2     |
| VT wins turnover battle     | 5-2     |
| Opp. wins turnover battle   | 1-1     |
| Turnovers are tied          | 0-0     |
| VT scores 100+              | 1-0     |
| VT scores 90-99 points      | 1-0     |
| VT scores 80-89 points      | 1-0     |
| VT scores 70-79 points      | 2-1     |
| VT scores 60-69 points      | 1-0     |
| VT scores 50-59 points      | 0-2     |
| VT scores < 50 points       | 0-0     |
| Opp. scores > 99 points     | 0-0     |
| Opp. scores 90-99 points    | 0-0     |
| Opp. scores 80-89 points    | 0-1     |
| Opp. scores 70-79 points    | 2-2     |
| Opp. scores 60-69 points    | 2-0     |
| Opp. scores 50-59 points    | 1-0     |
| Opp. scores < 50 points     | 1-0     |
| Playing on Monday           | 1-0     |
| Playing on Tuesday          | 0-0     |
| Playing on Wednesday        | 1-1     |
| Playing on Thursday         | 1-0     |
| Playing on Friday           | 1-1     |
| Playing on Saturday         | 0-0     |
| Playing on Sunday           | 2-1     |
| In November                 | 5-3     |
| In December                 | 1-0     |
| In January                  | 0-0     |
| In February                 | 0-0     |
| In March                    | 0-0     |
| Playing during the day      | 0-1     |
| Playing at night            | 6-2     |
| Wearing White               | 5-1     |
| Wearing Maroon              | 0-0     |
| Wearing Orange              | 1-2     |
| Wearing Black               | 0-0     |

### STARTING LINEUPS

#### W/L

5-2 Sean Pedulla, Hunter Cattoor, MJ Collins, Robbie Beran, Lynn Kidd

1-1 Sean Pedulla, Hunter Cattoor, Tyler Nickel, Robbie Beran, Lynn Kidd

#### Margin of Victory/Defeat

|        | 1 | 2 | 3 | 4 | 5 | 6 | 7 | 8 | 9 | 10 | 11-19 | 20+ |
|--------|---|---|---|---|---|---|---|---|---|----|-------|-----|
| Wins   | - | - | - | - | - | - | 2 | - | 1 | -  | 1     | 2   |
| Losses | - | 1 | - | - | - | - | - | - | - | -  | 1     | 1   |

#### Most First Half Points

Virginia Tech 45 vs. Coppin State (11/6/23)  
Opponents 41 by Boise State (11/23/23)

#### Most Second Half Points

Virginia Tech 55 (2x), last vs. Wofford (11/19/23)  
Opponents 52 by FAU (11/26/23)

#### Fewest First Half Points

Virginia Tech 24 (2x), last at Auburn (11/29/23)  
Opponents 16 by Campbell (11/15/23)

#### Fewest Second Half Points

Virginia Tech 26 vs. FAU (11/26/23)  
Opponents 28 by Campbell (11/15/23)

#### Largest Halftime Lead

Virginia Tech 26 vs. Coppin State (11/6/23)  
Opponents 9 by Auburn (11/29/23)

#### Largest Margin of Victory

Virginia Tech 45 vs. Coppin State (11/6/23)  
Opponents 34 by FAU (11/26/23)

### MISCELLANEOUS

|                                   |                        |                       |                       |
|-----------------------------------|------------------------|-----------------------|-----------------------|
| <b>How 1st Points Were Scored</b> | <b>Rebounds Leader</b> | <b>Blocks Leader</b>  | <b>15+ Rebounds</b>   |
| Layup 3                           | Lynn Kidd 5            | Robbie Beran 7        | Lynn Kidd 1           |
| 3FG 2                             | Mekhi Long 4           | Hunter Cattoor 1      |                       |
| Jumper 1                          | Sean Pedulla 2         | Lynn Kidd 2           | <b>20+ Rebounds</b>   |
| Dunk -                            |                        | Tyler Nickel 2        | -                     |
| Free Throw 3                      | <b>Assists Leader</b>  | Mylyjael Poteat 1     |                       |
| Tip-in -                          | Robbie Beran 1         |                       | <b>5+ Assists</b>     |
|                                   | Hunter Cattoor 1       | <b>10+ Points</b>     | Sean Pedulla 5        |
| <b>Scored VT's 1st Points</b>     | MJ Collins 2           | Hunter Cattoor 9      | Jaydon Young 1        |
| Hunter Cattoor 4                  | Lynn Kidd 1            | MJ Collins 1          |                       |
| Lynn Kidd 1                       | Mekhi Long 1           | Lynn Kidd 7           | <b>10+ Assists</b>    |
| Sean Pedulla 4                    | Tyler Nickel 1         | Tyler Nickel 4        | Sean Pedulla 1        |
|                                   | Sean Pedulla 7         | Brandon Rechsteiner 1 |                       |
| <b>First Off VT Bench</b>         | Mylyjael Poteat 1      | Sean Pedulla 6        | <b>5+ Steals</b>      |
| MJ Collins 1                      | Brandon Rechsteiner 2  |                       | -                     |
| Mekhi Long 8                      | Patrick Wessler 1      | <b>20+ Points</b>     | <b>5+ Blocks</b>      |
| Tyler Nickel 4                    | Jaydon Young 1         | MJ Collins 1          | -                     |
| Mylyjael Poteat 7                 |                        | Lynn Kidd 2           | -                     |
|                                   | <b>Steals Leader</b>   | Sean Pedulla 1        |                       |
| <b>Points Leader</b>              | Robbie Beran 1         |                       | <b>Double-Doubles</b> |
| Hunter Cattoor 4                  | Hunter Cattoor 1       | <b>30+ Points</b>     | Lynn Kidd 2           |
| MJ Collins 1                      | MJ Collins 4           | -                     | Sean Pedulla 1        |
| Lynn Kidd 3                       | Lynn Kidd 2            |                       |                       |
| Sean Pedulla 3                    | Mekhi Long 2           | <b>10+ Rebounds</b>   | <b>Triple-Doubles</b> |
|                                   | Tyler Nickel 1         | Lynn Kidd 2           | -                     |
|                                   | Sean Pedulla 3         |                       |                       |
|                                   | Jaydon Young 1         |                       |                       |

THE LAST TIME

LAST TIME VIRGINIA TECH...

|   |   |
|---|---|
| Scored 100+ points and won                    | 100-55, vs. Coppin State, 11/6/23                                       |
| Scored 100+ points and lost                   | 100-104 (2OT), vs. Maryland, 2/27/10                                    |
| Played in OT                                  | 65-70 (OT), at Boston College, 12/21/22                                 |
| Played in consecutive OTs                     | 82-77 (OT), vs. UAB, 11/28/15;<br>79-81 (OT), vs. Northwestern, 12/1/15 |
| Played in 2OT                                 | 79-77 (2OT), vs. North Carolina, 1/22/20                                |
| Played in 3OT                                 | 95-102 (3OT), vs. Miami (Fla.), 2/19/20                                 |
| Scored 100+ points                            | 100-55, vs. Coppin State, 11/6/23                                       |
| Scored 90-99 points                           | 98-76, vs. Wofford, 11/19/23  |
| Scored 80-89 points                           | 82-75, vs. Boise State, 11/23/23  |
| Scored 70-79 points                           | 75-68, vs. Louisville, 12/3/23  |
| Scored 60-69 points                           | 60-44, vs. Campbell, 11/15/23   |
| Scored 50-59 points                           | 57-74, at Auburn, 11/29/23  |
| Scored 40-49 points                           | 47-24, at #23 NC State, 2/2/19  |
| Scored 30-39 points                           | 39-65, at #19 Virginia, 1/4/20  |
| Scored 20-29 points                           | 27-40, at McGuire Hospital, 2/2/46                                      |
| Scored 10-19 points                           | 16-45, at Virginia, 1/30/39   |
| Scored less than 10 points                    | 9-29, vs. North Carolina, 1/12/35                                       |
| Allowed 100+ points                           | 95-102 (3OT), vs. Miami (Fla.), 1/19/20                                 |
| Allowed 90-99 points                          | 77-97, vs. NC State, 3/8/23   |
| Allowed 80-89 points                          | 50-84, vs. #19 Florida Atlantic, 11/26/23                               |
| Allowed 70-79 points                          | 57-74, at Auburn, 11/29/23  |
| Allowed 60-69 points                          | 75-68, vs. Louisville, 12/3/23  |
| Allowed 50-59 points                          | 100-55, vs. Coppin State, 11/6/23                                       |
| Allowed 40-49 points                          | 60-44, vs. Campbell, 11/15/23   |
| Allowed 30-39 points                          | 65-39, vs. Radford, 11/15/21  |
| Allowed 20-29 points                          | 47-24, at #23 NC State, 2/2/19  |
| Allowed 10-19 points                          | 60-19, vs. Lynchburg, 1/9/46  |
| Allowed less than 10 points                   | 28-9, vs. Hampden-Sydney, 1/17/1923                                     |
| Scored at least 60 points in a half           | 66, 2nd Half, vs. The Citadel, 11/12/17                                 |
| Largest margin of victory                     | 83, vs. Randolph-Macon (87-4), 1/10/1911                                |
| Largest margin of victory in ACC              | 38, vs. Wake Forest (84-46), 2/27/21                                    |
| Defeated a ranked opponent on the road        | 47-24, at #23 NC State, 2/2/19  |
| Defeated a ranked opponent at home            | 74-68, vs. #6 Virginia, 2/4/23  |
| Defeated a ranked opponent on a neutral court | 82-67, vs. #7 Duke, 3/12/22   |
| Defeated a defending national champion        | 65-51, vs. #8 Virginia, 1/30/21   |
| Held opponent without a double-figure scorer  | 65-39, vs. Radford, 11/15/21  |
| Failed to have a double-figure scorer         | 41-57, vs. Temple, 2/25/96  |
| Had 5 or more players score in double figures | 5, vs. Coppin State, 11/6/23  |
| Had 6 or more players score in double figures | vs. Cornell, 12/8/21  |
| Had 7 or more players score in double figures | vs. Cornell, 12/8/21  |
| Did not make a 3FG                            | at Providence, 2/1/03   |
| Opponent did not make a 3FG                   | vs. Virginia, 2/14/22   |
| Did not shoot a FT in the first half          | at Cincinnati, 3/15/23  |
| Did not shoot a FT in the second half         | at #10 Virginia, 1/18/23  |
| Opponent did not shoot a FT                   | vs. Merrimack, 11/21/21   |
| Opponent did not make a FT                    | vs. Florida State, 3/4/23   |
| Held an opponent under 10 points in a half    | 9, vs. Eastern Michigan (1H), 12/22/11                                  |
| Held an opponent under 20 points in a half    | 17, vs. Pitt (1H), 2/7/22   |
| Had double-figure blocked shots               | 10, vs. Wake Forest, 2/27/21  |
| Came back from a double-figure deficit to win | 12, vs. Boise State, 11/23/23   |
| Lost a double-digit lead                      | 11, at Boston College, 1/22/22  |
| Led by 20 or more points at halftime          | 26, vs. Coppin State, 11/6/23   |
| Had 20-29 assists in a game                   | 20, vs. Wofford, 11/19/23   |
| Had 30 or more assists                        | 36, vs. The Citadel, 11/12/17   |
| Held a team under 20 percent from the floor   | 16.7%, at No. 23/22 NC State, 2/2/19                                    |
| Held a team under three made FGs in a half    | 2, vs. Notre Dame, 1/10/21  |
| Won an ACC Tournament Championship            | 82-67, vs. #7 Duke, 3/12/22   |
| Won an NCAA Tournament game                   | 67-58, vs. Liberty, 3/24/19   |

WHAT'S A HOKIE?

The answer leads all the way back to 1896 when Virginia Agricultural and Mechanical College changed its name to Virginia Polytechnic Institute. With the change came the necessity for writing a new cheer and a contest for such a purpose was held by the student body.



Senior O.M. Stull won first prize for his "Hokie" yell which is still used today. Later, when asked if "Hokie" had any special meaning, Stull explained the word was solely the product of his imagination and was used only as an attention-getter for his yell. It soon became a nickname for all Tech teams and for those people loyal to Tech athletics.

The official university school colors - Chicago Maroon and Burnt Orange - also were introduced in 1896. The colors were chosen by a committee because they made a 'unique combination' not worn elsewhere at the time. The official definition of "Hokie" is "a loyal Virginia Tech Fan."



OUR NAME


When referring to our name, we ask that you use Virginia Tech, Hokies or Tech - and not 'Vah Tech.' Thank you!

## THE LAST TIME

### LAST TIME A VIRGINIA TECH PLAYER...

|  |   |
|--|---|
| Recorded a double-double                                       | Lynn Kidd (24 pts./15 rebs.), vs. Campbell, 11/15/23  |
| Recorded a triple-double                                       | Justyn Mutts (12 pts./14 rebs./11 ast.), vs. Syracuse, 2/12/22  |
| Two Tech players recorded double-doubles in same game          | Sean Pedulla (15 pts./10 asts.) & Lynn Kidd (14 pts./11 rebs.), vs. Coppin State, 11/6/23                     |
| Two Tech players recorded double-doubles in consecutive games  | vs. North Carolina (ACC Tournament), 3/13/09;<br>vs. Duquesne (NIT), 3/18/09                                  |
| Had five or more steals  | Sean Pedulla (5), at Georgia Tech, 2/15/23  |
| Had 10 or more assists in a game                               | Sean Pedulla (10), vs. Coppin State, 11/6/23  |
| Had 20 or more rebounds in a game                              | Jeff Allen (21), vs. Longwood, 12/14/08   |
| Two Tech players with double-figure rebounds                   | Grant Basile (10) and Lynn Kidd (10), vs. Delaware State, 11/7/22   |
| Two Tech players had five or more assists                      | Sean Pedulla (10) & Jaydon Young (5), vs. Coppin State, 11/6/23   |
| Three Tech players had five or more assists                    | Justyn Mutts (8), Hunter Cattoor (8) & Grant Basile (5), vs. Syracuse, 1/28/23                                |
| Four Tech players had five or more assists                     | Kerry Blackshear Jr. (8), Devin Wilson (7), Justin Robinson (7) & Chris Clarke (5), vs. The Citadel, 11/12/17 |
| Three Tech players made five or more 3FG                       | Nahiem Alleyne (5), Jalen Cone (5) & Isaiah Wilkins (5), vs. Delaware State, 11/20/19                         |
| Eight or more Tech players made a 3FG                          | 8 players, at Pitt, 2/5/22  |
| Two Tech players scored 20 or more points                      | Hunter Cattoor (20) & Sean Pedulla (20), at Miami, 1/31/23  |
| Three Tech players scored 20 or more points                    | Nickeil Alexander-Walker (25), Ahmed Hill (23) & Justin Robinson (23), vs. #23 Purdue, 11/18/18               |
| Two Tech players scored 20 or more points in consecutive games | Nickeil Alexander-Walker & Kerry Blackshear Jr., 11/10/17 & 11/12/17  |
| Tech player scored 30 or more points in consecutive games      | Grant Basile, 2/8/23 & 2/11/23  |
| Tech freshman scored 20 or more points in a game               | Sean Pedulla (20), at Florida State, 1/29/22  |
| Three Tech freshmen scored in double figures in a game         | Hunter Cattoor (14), Jalen Cone (11) & Lander Nolley II (10), vs. North Carolina, 3/10/20                     |
| Four Tech freshmen scored in double figures in a game          | Landers Nolley II (21), Tyrece Radford (21), Jalen Cone (15) & Nahiem Alleyne (10), at Wake Forest, 1/14/20   |
| Tech player scored 30-39 points in a game                      | Grant Basile (33), at Notre Dame, 2/11/23   |
| Tech player scored 40-49 points in a game                      | Dorenzo Hudson (41), vs. Seton Hall, 1/2/10   |
| Tech player scored 50+ points in a game                        | Bimbo Coles (51), vs. Southern Miss, 2/6/88   |
| Tech player had consecutive double-doubles                     | Justyn Mutts, 11/17/22, 11/18/22  |
| Tech player had three consecutive double-doubles               | Keve Aluma, 1/27/21, 1/30/21, 2/3/21  |
| Tech freshman had consecutive double-doubles                   | Kerry Blackshear Jr., 12/13/15, 12/19/15  |
| Tech allowed a triple-double                                   | Dennis Smith Jr. (27 pts./11 rebs./11 ast.), at NC State, 1/4/17  |
| Tech had a walk-on score double figures                        | Christian Beyer (13), vs. Alabama A&M, 12/14/14   |





## MIKE YOUNG

Head Coach | Fifth Season at Virginia Tech

2020-21 ACC Coach of the Year

### CAREER RECORDS

|                       |         |
|-----------------------|---------|
| Overall Record        | 378-298 |
| Conference Games      | 211-162 |
| Non-Conference Games  | 162-133 |
| Conference Tournament | 25-15   |
| NCAA Tournament       | 1-7     |
| Overtime Games        | 20-17   |
| One-Point Games       | 12-15   |
| vs. AP Top 25         | 9-30    |

### VS. CURRENT ACC HEAD COACHES

| Coach             | All          | VT           | Wofford    |
|-------------------|--------------|--------------|------------|
| Earl Grant        | 0-3          | 0-3          | -          |
| Brad Brownell     | 4-5          | 4-3          | 0-2        |
| Jon Scheyer       | 1-1          | 1-1          | -          |
| Leonard Hamilton  | 2-1          | 2-1          | -          |
| Josh Pastner      | 3-4          | 2-3          | 1-1        |
| Kenny Payne       | 2-0          | 2-0          | -          |
| Jim Larrañaga     | 4-6          | 3-5          | 1-1        |
| Kevin Keatts      | 2-3          | 2-3          | -          |
| Hubert Davis      | 2-2          | 2-2          | -          |
| Micah Shrewsberry | 1-0          | 1-0          | -          |
| Jeff Capel III    | 4-1          | 4-1          | -          |
| Jim Boeheim       | 3-3          | 3-3          | -          |
| Tony Bennett      | 3-5          | 3-4          | 0-1        |
| Steve Forbes      | 8-5          | 2-2          | 6-3        |
| <b>Total</b>      | <b>39-39</b> | <b>31-31</b> | <b>8-8</b> |

#### vs. Coach Young

|                   |                          |
|-------------------|--------------------------|
| Earl Grant        | 3-0 at BC                |
| Brad Brownell     | 5-4 at Clemson           |
| Jon Scheyer       | 1-1 at Duke              |
| Leonard Hamilton  | 1-2 at Florida State     |
| Josh Pastner      | 4-3 at Georgia Tech      |
| Kenny Payne       | 0-2 at Louisville        |
| Jim Larrañaga     | 0-1 at GMU; 6-3 at Miami |
| Kevin Keatts      | 3-2 at NC State          |
| Hubert Davis      | 2-2 at UNC               |
| Micah Shrewsberry | 0-1 at Penn State        |
| Jeff Capel III    | 1-4 at Pitt              |
| Jim Boeheim       | 3-3 at Syracuse          |
| Tony Bennett      | 5-3 at UVA               |
| Steve Forbes      | 3-6 at ETSU; 2-2 at Wake |

### ▶ COACH YOUNG: CAREER BREAKDOWN

| Season         | School            | Overall             | Conference          | Finish | Postseason        | Ranking | RPI/NET |
|----------------|-------------------|---------------------|---------------------|--------|-------------------|---------|---------|
| 2002-03        | Wofford           | 14-15 .483          | 8-8 .500            | T6th   | -                 | -/-     | 219     |
| 2003-04        | Wofford           | 9-20 .310           | 4-12 .250           | T10th  | -                 | -/-     | 273     |
| 2004-05        | Wofford           | 14-14 .500          | 7-9 .438            | 8th    | -                 | -/-     | 225     |
| 2005-06        | Wofford           | 11-18 .379          | 6-9 .400            | 9th    | -                 | -/-     | 287     |
| 2006-07        | Wofford           | 10-20 .333          | 5-13 .278           | T9th   | -                 | -/-     | 295     |
| 2007-08        | Wofford           | 16-16 .500          | 8-12 .400           | 8th    | -                 | -/-     | 191     |
| 2008-09        | Wofford           | 16-14 .533          | 12-8 .600           | 4th    | -                 | -/-     | 177     |
| 2009-10        | Wofford           | 26-9 .743           | 15-3 .833           | 1st    | NCAA First Round  | -/-     | 73      |
| 2010-11        | Wofford           | 21-13 .618          | 14-4 .778           | T1st   | NCAA First Round  | -/-     | 105     |
| 2011-12        | Wofford           | 19-14 .576          | 12-6 .667           | T2nd   | CBI               | -/-     | 178     |
| 2012-13        | Wofford           | 13-19 .406          | 7-11 .389           | T8th   | -                 | -/-     | 253     |
| 2013-14        | Wofford           | 20-13 .606          | 11-5 .688           | T3rd   | NCAA First Round  | -/-     | 152     |
| 2014-15        | Wofford           | 28-7 .800           | 16-2 .889           | 1st    | NCAA First Round  | RV/-    | 49      |
| 2015-16        | Wofford           | 15-17 .469          | 11-7 .611           | T3rd   | -                 | -/-     | 202     |
| 2016-17        | Wofford           | 16-17 .485          | 10-8 .556           | T4th   | -                 | -/-     | 189     |
| 2017-18        | Wofford           | 21-13 .618          | 11-7 .611           | T4th   | CIT               | -/-     | 141     |
| 2018-19        | Wofford           | 30-5 .857           | 18-0 1.000          | 1st    | NCAA Second Round | 19/18   | 14      |
| <b>Totals</b>  | <b>17 Seasons</b> | <b>299-244 .551</b> | <b>175-124 .585</b> |        |                   |         |         |
| 2019-20        | Virginia Tech     | 16-16 .500          | 7-13 .350           | T10th  | -                 | -/-     | 92      |
| 2020-21        | Virginia Tech     | 15-7 .682           | 9-4 .692            | 3rd    | NCAA First Round  | 25/RV   | 51      |
| 2021-22        | Virginia Tech     | 23-13 .639          | 11-9 .550           | 7th    | NCAA First Round  | RV/RV   | 27      |
| 2022-23        | Virginia Tech     | 19-15 .559          | 8-12 .400           | 11th   | NIT First Round   | -/-     | 75      |
| 2023-24        | Virginia Tech     | 6-3 .667            | 1-0 1.000           | -      | -                 | -/-     | 74      |
| <b>Totals</b>  | <b>5 Seasons</b>  | <b>79-54 .594</b>   | <b>36-38 .486</b>   |        |                   |         |         |
| <b>Overall</b> | <b>22 Seasons</b> | <b>378-298 .559</b> | <b>211-162 .566</b> |        |                   |         |         |

### ▶ THE YOUNG FILE

|                             |                     |
|-----------------------------|---------------------|
| Born                        | 5/1/1963            |
| Hometown                    | Radford, Virginia   |
| Wife                        | Margaret            |
| Children                    | Cooper, Davis       |
| Education                   | Emory & Henry, 1986 |
| Joined Tech Staff           | 4/7/2019            |
| Years as College Head Coach | 22                  |
| Years as College Coach      | 38                  |

#### Coaching Career

|          |                                |
|----------|--------------------------------|
| 1986-88  | Assistant Coach, Emory & Henry |
| 1988-89  | Graduate Assistant, Radford    |
| 1989-98  | Assistant Coach, Wofford       |
| 1998-02  | Associate Head Coach, Wofford  |
| 2002-19  | Head Coach, Wofford            |
| 2019-pr. | Head Coach, Virginia Tech      |

### ▶ ACCOMPLISHMENTS

#### Seven NCAA Tournaments

2022, 2021, 2019, 2015, 2014, 2011, 2010

#### One ACC Tournament Championship

2022

#### Five SoCon Tournament Championships

2019, 2015, 2014, 2011, 2010

#### Four SoCon Regular-Season Titles

2019, 2015, 2011, 2010

#### Two-time National Coach of the Year

2019 (Sporting News), 2010 (Hugh Durham)

#### Three AP All-America Selections

Fletcher Magee (2018-19), Karl Cochran (2014-15), Noah Dahlman (2009-10)

# O HUNTER CATTOOR

GRADUATE STUDENT Guard | 6-3 | 200 | M.A. in Education, Liberal Arts and Human Sciences  
Orlando, Florida | Bishop Moore



## SEASON/CAREER BESTS

### POINTS

Season 19 vs. Boise State (11/23/23)  
Career 31 vs. Duke (3/12/22)

### REBOUNDS

Season 6 at Auburn (11/29/23)  
Career 9 vs. Radford (11/15/21)

### ASSISTS

Season 4 vs. Coppin State (11/6/23)  
Career 8 vs. Syracuse (1/28/23)

### BLOCKS

Season 1 vs. Coppin State (11/6/23)  
Career 3 vs. Wake Forest (2/27/21)

### STEALS

Season 3 vs. Louisville (12/3/23)  
Career 4 (2x), last vs. Miami (2/21/23)

### MINUTES

Season 40 vs. South Carolina (11/10/23)  
Career 40 (4x), last vs. South Car. (11/10/23)

### FIELD GOALS MADE

Season 5 (2x), last vs. Boise State (11/23/23)  
Career 11 vs. Duke (3/12/22)

### FIELD GOALS ATTEMPTED

Season 13 vs. FAU (11/26/23)  
Career 16 vs. Duke (3/12/22)

### 3-PT. FIELD GOALS MADE

Season 5 vs. Boise State (11/23/23)  
Career 9 at Florida State (1/29/22)

### 3-PT. FIELD GOALS ATTEMPTED

Season 10 (2x), last vs. Boise State (11/23/23)  
Career 11 at Florida State (1/29/22)

### FREE THROWS MADE

Season 7 (2x), last at Auburn (11/29/23)  
Career 7 (3x), last at Auburn (11/29/23)

### FREE THROWS ATTEMPTED

Season 9 at Auburn (11/29/23)  
Career 9 at Auburn (11/29/23)

## CAREER STATS

| SEASON       | TEAM | GP-GS         | MIN/AVG          | FG-FGA         | FG%         | 3FG-3FGA       | 3FG%        | FT-FTA         | FT%         | OFF       | DEF        | TOT        | AVG        | PF-FO        | A          | TO         | BLK       | STL        | PTS         | AVG        |
|--------------|------|---------------|------------------|----------------|-------------|----------------|-------------|----------------|-------------|-----------|------------|------------|------------|--------------|------------|------------|-----------|------------|-------------|------------|
| 2019-20      | VT   | 31-3          | 628/20.3         | 69-165         | .418        | 51-127         | .402        | 14-22          | .636        | 4         | 73         | 77         | 2.5        | 44-0         | 35         | 16         | 4         | 31         | 203         | 6.5        |
| 2020-21      | VT   | 22-2          | 492/22.3         | 57-125         | .456        | 39-90          | .433        | 34-43          | .791        | 2         | 39         | 41         | 1.9        | 34-1         | 30         | 26         | 11        | 20         | 187         | 8.5        |
| 2021-22      | VT   | 36-36         | 1183/32.9        | 121-278        | .435        | 83-199         | .417        | 36-50          | .720        | 12        | 131        | 143        | 4.0        | 80-0         | 73         | 36         | 6         | 39         | 361         | 10.0       |
| 2022-23      | VT   | 30-30         | 1024/34.1        | 104-242        | .430        | 78-184         | .424        | 39-51          | .765        | 8         | 104        | 112        | 3.7        | 56-0         | 71         | 28         | 4         | 30         | 325         | 10.8       |
| 2023-24      | VT   | 9-9           | 294/32.7         | 36-86          | .419        | 24-65          | .369        | 35-39          | .897        | 2         | 23         | 25         | 2.8        | 22-1         | 12         | 12         | 1         | 7          | 131         | 14.6       |
| <b>TOTAL</b> |      | <b>128-80</b> | <b>3621/28.3</b> | <b>387-896</b> | <b>.432</b> | <b>275-665</b> | <b>.414</b> | <b>158-205</b> | <b>.771</b> | <b>28</b> | <b>370</b> | <b>398</b> | <b>3.1</b> | <b>236-2</b> | <b>221</b> | <b>118</b> | <b>26</b> | <b>127</b> | <b>1207</b> | <b>9.4</b> |

- Got engaged to Chloe Brooks in June 2023. *Last name pronounced: cuh-TOUR*
- 2022 ACC Tournament MVP; 31 points vs. Duke in title game.
- MVP of Basketball Hall of Fame Shootout vs. St. Bonaventure.
- One of Tech's top threats from three.
- Had 12 games of hitting three or more 3FGs in back-to-back seasons (2020-22).
- Reached double-figure scoring 17 times as a junior.
- Erupted for nine 3-pointers (tied single-game program record) at Florida State, which was the turning point in the Hokies' 2021-22 season.
- Originally committed to Wofford, but signed with the Hokies after Virginia Tech's hiring of Mike Young.
- Four-year letterwinner at Bishop Moore High School.
- Scored 1,420 points in high school. Was a 3-star recruit (247 Sports).
- Also played quarterback on Bishop Moore's football team.
- Wants to coach basketball when playing career is over.

## 2023-24 GAME-BY-GAME STATS

| Opponent          | Date       | GS | MIN      | Total         |              | 3-Pointers  |              | Free throws |              | Rebounds    |          |           |           | PF         | A         | TO        | BLK       | STL      | PTS      | AVG        |             |
|-------------------|------------|----|----------|---------------|--------------|-------------|--------------|-------------|--------------|-------------|----------|-----------|-----------|------------|-----------|-----------|-----------|----------|----------|------------|-------------|
|                   |            |    |          | FG-FGA        | PCT          | 3FG-3FGA    | PCT          | FT-FTA      | PCT          | OFF         | DEF      | TOT       | AVG       |            |           |           |           |          |          |            |             |
| Coppin St.        | 11/06/2023 | *  | 26:17    | 3-5           | .600         | 3-5         | .600         | 4-4         | 1.000        | 0           | 2        | 2         | 2.0       | 2          | 4         | 1         | 1         | 1        | 13       | 13.0       |             |
| vs South Carolina | 11/10/2023 | *  | 40:00    | 4-12          | .333         | 3-10        | .300         | 2-2         | 1.000        | 0           | 4        | 4         | 3.0       | 3          | 0         | 0         | 0         | 0        | 13       | 13.0       |             |
| Campbell          | 11/15/2023 | *  | 35:01    | 4-11          | .364         | 4-9         | .444         | 0-0         | .000         | 0           | 4        | 4         | 3.3       | 0          | 0         | 0         | 0         | 0        | 12       | 12.7       |             |
| Wofford           | 11/19/2023 | *  | 28:48    | 5-8           | .625         | 4-7         | .571         | 3-3         | 1.000        | 0           | 2        | 2         | 3.0       | 2          | 3         | 2         | 0         | 1        | 17       | 13.8       |             |
| vs Boise St.      | 11/23/2023 | *  | 36:51    | 5-11          | .455         | 5-10        | .500         | 4-5         | .800         | 0           | 1        | 1         | 2.6       | 3          | 1         | 1         | 0         | 1        | 19       | 14.8       |             |
| vs Iowa St.       | 11/24/2023 | *  | 25:42    | 4-9           | .444         | 3-7         | .429         | 7-8         | .875         | 0           | 3        | 3         | 2.7       | 5          | 1         | 1         | 0         | 1        | 18       | 15.3       |             |
| vs Fla. Atlantic  | 11/26/2023 | *  | 30:55    | 4-13          | .308         | 0-8         | .000         | 3-3         | 1.000        | 0           | 0        | 0         | 2.3       | 2          | 0         | 2         | 0         | 0        | 11       | 14.7       |             |
| at Auburn         | 11/29/2023 | *  | 31:57    | 4-11          | .364         | 1-6         | .167         | 7-9         | .778         | 1           | 5        | 6         | 2.8       | 3          | 1         | 3         | 0         | 0        | 16       | 14.9       |             |
| Louisville        | 12/03/2023 | *  | 38:27    | 3-6           | .500         | 1-3         | .333         | 5-5         | 1.000        | 1           | 2        | 3         | 2.8       | 2          | 2         | 2         | 0         | 3        | 12       | 14.6       |             |
| <b>Totals</b>     |            |    | <b>9</b> | <b>293:58</b> | <b>36-86</b> | <b>.419</b> | <b>24-65</b> | <b>.369</b> | <b>35-39</b> | <b>.897</b> | <b>2</b> | <b>23</b> | <b>25</b> | <b>2.8</b> | <b>22</b> | <b>12</b> | <b>12</b> | <b>1</b> | <b>7</b> | <b>131</b> | <b>14.6</b> |

## Player Averages

| Games Played | Minutes/game | Points/game | FG Pct | 3FG Pct | FT Pct | Rebounds/game | Assists/game | Turnovers/game | Assist/Turnover ratio | Steals/game | Blocks/game |
|--------------|--------------|-------------|--------|---------|--------|---------------|--------------|----------------|-----------------------|-------------|-------------|
| 9            | 32.7         | 14.6        | 41.9   | 36.9    | 89.7   | 2.8           | 1.3          | 1.3            | 1.0                   | 0.8         | 0.1         |

## PRODUCTION TRACKER

|                      | This Season | Career |
|----------------------|-------------|--------|
| Scored 10+ Points    | 9           | 64     |
| Scored 20+ Points    | -           | 6      |
| Led Tech in Scoring  | 4           | 15     |
| Made 3+ 3FGs         | 6           | 46     |
| Led Tech in 3FGM     | 5           | 51     |
| Shot over 40% from 3 | 5           | 70     |
| Had a Double-Double  | -           | -      |
| Had Multiple Assists | 3           | 60     |
| Had Multiple Steals  | 1           | 34     |



# 2 MJ COLLINS

**SOPHOMORE** Guard | 6-4 | 195 | Communication  
Clover, South Carolina | Combine Academy



## SEASON/CAREER BESTS

### POINTS

Season 20 vs. Louisville (12/3/23)  
Career 20 vs. Louisville (12/3/23)

### REBOUNDS

Season 5 vs. Iowa State (11/24/23)  
Career 8 vs. UNC (12/4/22)

### ASSISTS

Season 4 (2x), last vs. Louisville (12/3/23)  
Career 4 (5x), last vs. Louisville (12/3/23)

### BLOCKS

Season 1 vs. Campbell (11/15/23)  
Career 1 vs. Campbell (11/15/23)

### STEALS

Season 4 vs. Iowa State (11/24/23)  
Career 4 vs. Iowa State (11/24/23)

### MINUTES

Season 32 vs. Campbell (11/15/23)  
Career 36 vs. Pitt (2/18/23)

### FIELD GOALS MADE

Season 5 vs. Louisville (12/3/23)  
Career 5 vs. Louisville (12/3/23)

### FIELD GOALS ATTEMPTED

Season 10 (2x), last vs. Louisville (12/3/23)  
Career 10 (2x), last vs. Louisville (12/3/23)

### 3-PT. FIELD GOALS MADE

Season 3 vs. Louisville (12/3/23)  
Career 3 (2x), last vs. Louisville (12/3/23)

### 3-PT. FIELD GOALS ATTEMPTED

Season 3 (3x), last vs. Louisville (12/3/23)  
Career 5 (2x), last vs. Florida St. (3/4/23)

### FREE THROWS MADE

Season 7 vs. Louisville (12/3/23)  
Career 7 vs. Louisville (12/3/23)

### FREE THROWS ATTEMPTED

Season 7 vs. Louisville (12/3/23)  
Career 7 vs. Louisville (12/3/23)

## CAREER STATS

| SEASON       | TEAM | GP-GS        | MIN/AVG          | FG-FGA        | FG%         | 3FG-3FGA     | 3FG%        | FT-FTA       | FT%         | OFF       | DEF       | TOT       | AVG        | PF-FO       | A         | TO        | BLK      | STL       | PTS        | AVG        |
|--------------|------|--------------|------------------|---------------|-------------|--------------|-------------|--------------|-------------|-----------|-----------|-----------|------------|-------------|-----------|-----------|----------|-----------|------------|------------|
| 2022-23      | VT   | 34-16        | 840/24.7         | 49-141        | .348        | 18-68        | .265        | 24-30        | .800        | 16        | 64        | 80        | 2.4        | 46-0        | 49        | 18        | 0        | 12        | 140        | 4.1        |
| 2023-24      | VT   | 8-7          | 177/22.1         | 13-53         | .245        | 3-14         | .214        | 15-15        | 1.000       | 4         | 13        | 17        | 2.1        | 11-0        | 18        | 6         | 1        | 12        | 44         | 5.5        |
| <b>TOTAL</b> |      | <b>42-23</b> | <b>1017/24.2</b> | <b>62-194</b> | <b>.320</b> | <b>21-82</b> | <b>.256</b> | <b>39-45</b> | <b>.867</b> | <b>20</b> | <b>77</b> | <b>97</b> | <b>2.3</b> | <b>57-0</b> | <b>67</b> | <b>24</b> | <b>1</b> | <b>24</b> | <b>184</b> | <b>4.4</b> |

- Should see a jump in production as a sophomore; has focused a great deal of time on his 3-point shot in the offseason.
- Coach Young would like to see MJ defend the opponent's best guard, taking that load off Cattoor.
- Hit the game-winning shot against Duke on Jan. 23, 2023.
- A two-year letterwinner at Westminster Catawba before transferring to Combine Academy for his senior season.
- Combine ended the season ranked No. 20 in the country with a 25-5 record and a state championship in 2021-22.
- All-state, all-conference and the Male Athlete of the Year after averaging 23 points per game as a junior.
- Tabbed the second-best player in the state of South Carolina and the 27th-best combo guard nationally, according to 247Sports.
- Four-star recruit and ranked 22nd at his position by ESPN.
- Chose the Hokies over Clemson, Oklahoma, Providence, South Florida and East Tennessee State.
- His sister, Reneazia, won three state championships in track.

## 2023-24 GAME-BY-GAME STATS

| Opponent          | Date       | GS | MIN             | Total        |             | 3-Pointers  |             | Free throws  |              | Rebounds |           |           |            | PF        | A         | TO       | BLK      | STL       | PTS       | AVG        |
|-------------------|------------|----|-----------------|--------------|-------------|-------------|-------------|--------------|--------------|----------|-----------|-----------|------------|-----------|-----------|----------|----------|-----------|-----------|------------|
|                   |            |    |                 | FG-FGA       | PCT         | 3FG-3FGA    | PCT         | FT-FTA       | PCT          | OFF      | DEF       | TOT       | AVG        |           |           |          |          |           |           |            |
| Coppin St.        | 11/06/2023 | *  | 21:31           | 1-8          | .125        | 0-3         | .000        | 4-4          | 1.000        | 1        | 1         | 2         | 2.0        | 2         | 2         | 0        | 0        | 1         | 6         | 6.0        |
| vs South Carolina | 11/10/2023 | *  | 17:51           | 1-3          | .333        | 0-0         | .000        | 0-0          | .000         | 0        | 0         | 0         | 1.0        | 1         | 2         | 0        | 0        | 2         | 4.0       |            |
| Campbell          | 11/15/2023 | *  | 32:44           | 2-10         | .200        | 0-3         | .000        | 0-0          | .000         | 0        | 3         | 3         | 1.7        | 0         | 4         | 1        | 1        | 2         | 4         | 4.0        |
| Wofford           | 11/19/2023 | *  | 26:23           | 2-5          | .400        | 0-0         | .000        | 2-2          | 1.000        | 0        | 3         | 3         | 2.0        | 1         | 3         | 0        | 0        | 0         | 6         | 4.5        |
| vs Boise St.      | 11/23/2023 | *  | 08:19           | 0-3          | .000        | 0-1         | .000        | 0-0          | .000         | 0        | 0         | 0         | 1.6        | 3         | 0         | 0        | 0        | 0         | 3.6       |            |
| vs Iowa St.       | 11/24/2023 | *  | 27:46           | 1-8          | .125        | 0-3         | .000        | 2-2          | 1.000        | 1        | 4         | 5         | 2.2        | 1         | 3         | 2        | 0        | 4         | 4         | 3.7        |
| vs Fla. Atlantic  | 11/26/2023 | *  | 18:24           | 1-6          | .167        | 0-1         | .000        | 0-0          | .000         | 0        | 0         | 0         | 1.9        | 0         | 2         | 0        | 3        | 2         | 3.4       |            |
| Louisville        | 12/03/2023 |    | 23:49           | 5-10         | .500        | 3-3         | 1.000       | 7-7          | 1.000        | 2        | 2         | 4         | 2.1        | 3         | 4         | 1        | 0        | 0         | 20        | 5.5        |
| <b>Totals</b>     |            |    | <b>7 176:47</b> | <b>13-53</b> | <b>.245</b> | <b>3-14</b> | <b>.214</b> | <b>15-15</b> | <b>1.000</b> | <b>4</b> | <b>13</b> | <b>17</b> | <b>2.1</b> | <b>11</b> | <b>18</b> | <b>6</b> | <b>1</b> | <b>12</b> | <b>44</b> | <b>5.5</b> |

## Player Averages

| Games Played | Minutes/game | Points/game | FG Pct | 3FG Pct | FT Pct | Rebounds/game | Assists/game | Turnovers/game | Assist/Turnover ratio | Steals/game | Blocks/game |
|--------------|--------------|-------------|--------|---------|--------|---------------|--------------|----------------|-----------------------|-------------|-------------|
| 8            | 22.1         | 5.5         | 24.5   | 21.4    | 100.0  | 2.1           | 2.3          | 0.8            | 3.0                   | 1.5         | 0.1         |

## PRODUCTION TRACKER

|                      | This Season | Career |
|----------------------|-------------|--------|
| Scored 10+ Points    | 1           | 4      |
| Scored 20+ Points    | 1           | 1      |
| Led Tech in Scoring  | 1           | 1      |
| Made multiple 3FGs   | 1           | 5      |
| Led Tech in 3FGM     | 1           | 3      |
| Shot over 40% from 3 | 1           | 10     |
| Had a Double-Double  | -           | -      |
| Had Multiple Assists | 6           | 22     |
| Had Multiple Steals  | 4           | 6      |



# 3 SEAN PEDULLA

**JUNIOR** Guard | 6-1 | 195 | Sports Media and Analytics  
Edmond, Oklahoma | Edmond Memorial



## SEASON/CAREER BESTS

### POINTS

Season 26 vs. South Carolina (11/10/23)  
Career 26 vs. South Carolina (11/10/23)

### REBOUNDS

Season 9 vs. South Carolina (11/10/23)  
Career 9 vs. South Carolina (11/10/23)

### ASSISTS

Season 10 vs. Coppin State (11/6/23)  
Career 8 vs. Delaware State (11/7/22)

### BLOCKS

Season -  
Career 1 (7x), last at Louisville (2/28/23)

### STEALS

Season 2 (3x), last vs. Boise State (11/23/23)  
Career 5 at Georgia Tech (2/15/23)

### MINUTES

Season 38 vs. South Carolina (11/10/23)  
Career 44 at Boston College (12/21/22)

### FIELD GOALS MADE

Season 9 vs. Wofford (11/19/23)  
Career 9 (2x), last vs. Wofford (11/19/23)

### FIELD GOALS ATTEMPTED

Season 16 (3x), last vs. FAU (11/26/23)  
Career 18 (3x), last at Clemson (1/21/23)

### 3-PT. FIELD GOALS MADE

Season 5 vs. Iowa State (11/24/23)  
Career 6 (2x), last vs. Florida St. (3/4/23)

### 3-PT. FIELD GOALS ATTEMPTED

Season 7 (2x), last vs. Iowa State (11/24/23)  
Career 11 at Syracuse (1/11/23)

### FREE THROWS MADE

Season 9 vs. South Carolina (11/10/23)  
Career 10 vs. Texas (3/18/22)

### FREE THROWS ATTEMPTED

Season 11 vs. South Carolina (11/10/23)  
Career 11 vs. South Carolina (11/10/23)

## CAREER STATS

| SEASON       | TEAM | GP-GS        | MIN/AVG          | FG-FGA         | FG%         | 3FG-3FGA       | 3FG%        | FT-FTA         | FT%         | OFF       | DEF        | TOT        | AVG        | PF-FO        | A          | TO         | BLK      | STL       | PTS        | AVG         |
|--------------|------|--------------|------------------|----------------|-------------|----------------|-------------|----------------|-------------|-----------|------------|------------|------------|--------------|------------|------------|----------|-----------|------------|-------------|
| 2021-22      | VT   | 36-0         | 464/12.9         | 62-145         | .428        | 34-76          | .447        | 36-40          | .900        | 6         | 36         | 42         | 1.2        | 54-2         | 47         | 31         | 1        | 21        | 194        | 5.4         |
| 2022-23      | VT   | 34-34        | 1212/35.6        | 179-430        | .416        | 67-195         | .344        | 85-99          | .859        | 14        | 109        | 123        | 3.6        | 95-4         | 130        | 71         | 6        | 41        | 510        | 15.0        |
| 2023-24      | VT   | 9-9          | 264/29.3         | 40-105         | .381        | 12-35          | .343        | 31-40          | .775        | 5         | 33         | 38         | 4.2        | 19-0         | 41         | 27         | 0        | 9         | 123        | 13.7        |
| <b>TOTAL</b> |      | <b>79-43</b> | <b>1939/24.5</b> | <b>281-680</b> | <b>.413</b> | <b>113-306</b> | <b>.369</b> | <b>152-179</b> | <b>.849</b> | <b>25</b> | <b>178</b> | <b>203</b> | <b>2.6</b> | <b>168-6</b> | <b>218</b> | <b>129</b> | <b>7</b> | <b>71</b> | <b>827</b> | <b>10.5</b> |

- Enters Year 2 of starting at point guard for the Hokies. *Last name pronounced: puh-DOOL-uh*
- Should emerge as a key leader on and off the court for Tech.
- Averaged 35.6 minutes per game as a sophomore – a lot of responsibility and experience gained.
- Solid sharpshooter from downtown – shot over 40% from three 18 times as a freshman.
- Posted a career-high 25 points vs. Florida State on March 4, 2023.
- Guided Edmond Memorial to three state tournaments.
- Two-time all-state selection and COAC Offensive Player of the Year that averaged 17.6 points a game as a senior.
- Rated the 165th-best prospect in the 2021 class on 247Sports.
- Tabbed the second-best player in the state of Oklahoma and the 25th-best point guard nationally, according to 247Sports.
- Chose the Hokies over Minnesota and Oklahoma State.
- One of Dominic and Bernadette Pedulla's nine children. His siblings JJ, Edmund and Claire won state championships in high school basketball, while Brendan won a state championship in rugby.

## 2023-24 GAME-BY-GAME STATS

| Opponent          | Date       | GS | MIN      | Total         |               | 3-Pointers  |              | Free throws |              | Rebounds    |          |           |           | PF         | A         | TO        | BLK       | STL      | PTS      | AVG        |             |
|-------------------|------------|----|----------|---------------|---------------|-------------|--------------|-------------|--------------|-------------|----------|-----------|-----------|------------|-----------|-----------|-----------|----------|----------|------------|-------------|
|                   |            |    |          | FG-FGA        | PCT           | 3FG-3FGA    | PCT          | FT-FTA      | PCT          | OFF         | DEF      | TOT       | AVG       |            |           |           |           |          |          |            |             |
| Coppin St.        | 11/06/2023 | *  | 26:16    | 5-11          | .455          | 3-7         | .429         | 2-2         | 1.000        | 1           | 3        | 4         | 4.0       | 2          | 10        | 2         | 0         | 2        | 15       | 15.0       |             |
| vs South Carolina | 11/10/2023 | *  | 38:29    | 7-13          | .538          | 3-6         | .500         | 9-11        | .818         | 1           | 8        | 9         | 6.5       | 1          | 5         | 2         | 0         | 1        | 26       | 20.5       |             |
| Campbell          | 11/15/2023 | *  | 25:50    | 2-9           | .222          | 0-3         | .000         | 1-2         | .500         | 0           | 2        | 2         | 5.0       | 4          | 5         | 1         | 0         | 2        | 5        | 15.3       |             |
| Wofford           | 11/19/2023 | *  | 23:01    | 9-16          | .563          | 0-0         | .000         | 1-2         | .500         | 1           | 4        | 5         | 5.0       | 2          | 2         | 1         | 0         | 0        | 19       | 16.3       |             |
| vs Boise St.      | 11/23/2023 | *  | 36:08    | 5-16          | .313          | 1-3         | .333         | 7-8         | .875         | 0           | 6        | 6         | 5.2       | 1          | 7         | 3         | 0         | 2        | 18       | 16.6       |             |
| vs Iowa St.       | 11/24/2023 | *  | 32:56    | 5-9           | .556          | 5-7         | .714         | 2-2         | 1.000        | 0           | 4        | 4         | 5.0       | 2          | 6         | 5         | 0         | 1        | 17       | 16.7       |             |
| vs Fla. Atlantic  | 11/26/2023 | *  | 27:02    | 5-16          | .313          | 0-4         | .000         | 1-1         | 1.000        | 0           | 1        | 1         | 4.4       | 2          | 1         | 2         | 0         | 0        | 11       | 15.9       |             |
| at Auburn         | 11/29/2023 | *  | 27:42    | 0-9           | .000          | 0-2         | .000         | 4-6         | .667         | 1           | 1        | 2         | 4.1       | 1          | 1         | 7         | 0         | 1        | 4        | 14.4       |             |
| Louisville        | 12/03/2023 | *  | 26:19    | 2-6           | .333          | 0-3         | .000         | 4-6         | .667         | 1           | 4        | 5         | 4.2       | 4          | 4         | 4         | 0         | 0        | 8        | 13.7       |             |
| <b>Totals</b>     |            |    | <b>9</b> | <b>263:43</b> | <b>40-105</b> | <b>.381</b> | <b>12-35</b> | <b>.343</b> | <b>31-40</b> | <b>.775</b> | <b>5</b> | <b>33</b> | <b>38</b> | <b>4.2</b> | <b>19</b> | <b>41</b> | <b>27</b> | <b>0</b> | <b>9</b> | <b>123</b> | <b>13.7</b> |

## Player Averages

| Games Played | Minutes/game | Points/game | FG Pct | 3FG Pct | FT Pct | Rebounds/game | Assists/game | Turnovers/game | Assist/Turnover ratio | Steals/game | Blocks/game |
|--------------|--------------|-------------|--------|---------|--------|---------------|--------------|----------------|-----------------------|-------------|-------------|
| 9            | 29.3         | 13.7        | 38.1   | 34.3    | 77.5   | 4.2           | 4.6          | 3.0            | 1.5                   | 1.0         | 0.0         |

## PRODUCTION TRACKER

|                      | This Season | Career |
|----------------------|-------------|--------|
| Scored 10+ Points    | 6           | 42     |
| Scored 20+ Points    | 1           | 8      |
| Led Tech in Scoring  | 3           | 18     |
| Made 3+ 3FGs         | 3           | 15     |
| Led Tech in 3FGM     | 3           | 13     |
| Shot over 40% from 3 | 3           | 36     |
| Had a Double-Double  | 1           | 1      |
| Had Multiple Assists | 7           | 52     |
| Had Multiple Steals  | 3           | 19     |



# 4 MEKHI LONG

**GRADUATE STUDENT** Forward | 6-7 | 200 | Leadership  
Bryans Road, Md. | Old Dominion



- Versatile wing who has a knack for rebounding.
- Led the Sun Belt in double-doubles last season with 11.
- Averaged 10.7 points and 8.7 rebounds per game at ODU in 2022-23.
- Totaled 10 points and 11 rebounds against the Hokies in the Charleston Classic.

## SEASON/CAREER BESTS

### POINTS

Season 6 (3x), last vs. Wofford (11/19/23)  
Career 25 vs. UMES (11/7/22)

### REBOUNDS

Season 9 vs. FAU (11/26/23)  
Career 19 at Coastal Carolina (1/28/23)

### ASSISTS

Season 3 vs. Coppin State (11/6/23)  
Career 4 (3x), last vs. Va. Wesleyan (11/14/22)

### BLOCKS

Season -  
Career 4 vs. Longwood (11/26/21)

### STEALS

Season 2 (3x), last vs. Louisville (12/3/23)  
Career 5 vs. UAB (2/13/22)

### MINUTES

Season 27 vs. Louisville (12/3/23)  
Career 42 at Georgia Southern (1/7/23)

### FIELD GOALS MADE

Season 3 vs. South Carolina (11/10/23)  
Career 7 (3x), last at Coastal Carolina (1/28/23)

### FIELD GOALS ATTEMPTED

Season 5 (3x), last vs. FAU (11/26/23)  
Career 14 at App State (2/18/23)

### 3-PT. FIELD GOALS MADE

Season -  
Career 3 (3x), last vs. Gardner-Webb (12/10/22)

### 3-PT. FIELD GOALS ATTEMPTED

Season 2 (2x), last vs. Iowa State (11/24/23)  
Career 6 vs. James Madison (2/2/23)

### FREE THROWS MADE

Season 3 at Auburn (11/29/23)  
Career 10 vs. UMES (11/7/22)

### FREE THROWS ATTEMPTED

Season 5 at Auburn (11/29/23)  
Career 11 at Georgia Southern (1/7/23)

## 2023-24 GAME-BY-GAME STATS

| Opponent          | Date       | GS | MIN      | Total         |              | 3-Pointers  |            | Free throws |              | Rebounds    |           |           |           | PF         | A         | TO        | BLK       | STL      | PTS      | AVG       |            |
|-------------------|------------|----|----------|---------------|--------------|-------------|------------|-------------|--------------|-------------|-----------|-----------|-----------|------------|-----------|-----------|-----------|----------|----------|-----------|------------|
|                   |            |    |          | FG-FGA        | PCT          | 3FG-3FGA    | PCT        | FT-FTA      | PCT          | OFF         | DEF       | TOT       | AVG       |            |           |           |           |          |          |           |            |
| Coppin St.        | 11/06/2023 |    | 22:06    | 2-4           | .500         | 0-1         | .000       | 2-4         | .500         | 1           | 3         | 4         | 4.0       | 3          | 3         | 0         | 0         | 2        | 6        | 6.0       |            |
| vs South Carolina | 11/10/2023 |    | 22:51    | 3-5           | .600         | 0-0         | .000       | 0-1         | .000         | 1           | 0         | 1         | 2.5       | 3          | 2         | 0         | 0         | 2        | 6        | 6.0       |            |
| Campbell          | 11/15/2023 |    | 13:05    | 0-2           | .000         | 0-0         | .000       | 1-2         | .500         | 1           | 1         | 2         | 2.3       | 2          | 0         | 1         | 0         | 0        | 1        | 4.3       |            |
| Wofford           | 11/19/2023 |    | 18:08    | 2-5           | .400         | 0-2         | .000       | 2-2         | 1.000        | 0           | 3         | 3         | 2.5       | 5          | 1         | 2         | 0         | 1        | 6        | 4.8       |            |
| vs Boise St.      | 11/23/2023 |    | 11:55    | 2-2           | 1.000        | 0-0         | .000       | 0-0         | .000         | 1           | 4         | 5         | 3.0       | 3          | 1         | 1         | 0         | 0        | 4        | 4.6       |            |
| vs Iowa St.       | 11/24/2023 |    | 23:59    | 1-4           | .250         | 0-2         | .000       | 2-2         | 1.000        | 1           | 7         | 8         | 3.8       | 2          | 1         | 2         | 0         | 0        | 4        | 4.5       |            |
| vs Fla. Atlantic  | 11/26/2023 |    | 22:59    | 1-5           | .200         | 0-0         | .000       | 0-0         | .000         | 2           | 7         | 9         | 4.6       | 2          | 1         | 2         | 0         | 0        | 2        | 4.1       |            |
| at Auburn         | 11/29/2023 |    | 18:23    | 1-2           | .500         | 0-0         | .000       | 3-5         | .600         | 3           | 4         | 7         | 4.9       | 5          | 0         | 2         | 0         | 0        | 5        | 4.3       |            |
| Louisville        | 12/03/2023 |    | 27:20    | 1-3           | .333         | 0-1         | .000       | 2-4         | .500         | 2           | 6         | 8         | 5.2       | 0          | 1         | 1         | 0         | 2        | 4        | 4.2       |            |
| <b>Totals</b>     |            |    | <b>0</b> | <b>180:47</b> | <b>13-32</b> | <b>.406</b> | <b>0-6</b> | <b>.000</b> | <b>12-20</b> | <b>.600</b> | <b>12</b> | <b>35</b> | <b>47</b> | <b>5.2</b> | <b>25</b> | <b>10</b> | <b>11</b> | <b>0</b> | <b>7</b> | <b>38</b> | <b>4.2</b> |

## Player Averages

| Games Played | Minutes/game | Points/game | FG Pct | 3FG Pct | FT Pct | Rebounds/game | Assists/game | Turnovers/game | Assist/Turnover ratio | Steals/game | Blocks/game |
|--------------|--------------|-------------|--------|---------|--------|---------------|--------------|----------------|-----------------------|-------------|-------------|
| 9            | 20.1         | 4.2         | 40.6   | 0.0     | 60.0   | 5.2           | 1.1          | 1.2            | 0.9                   | 0.8         | 0.0         |

## CAREER STATS

| SEASON              | TEAM | GP-GS         | MIN/AVG          | FG-FGA         | FG%         | 3FG-3FGA      | 3FG%        | FT-FTA         | FT%         | OFF        | DEF        | TOT        | AVG        | PF-FO        | A          | TO         | BLK       | STL        | PTS        | AVG        |
|---------------------|------|---------------|------------------|----------------|-------------|---------------|-------------|----------------|-------------|------------|------------|------------|------------|--------------|------------|------------|-----------|------------|------------|------------|
| 2019-20             | URI  | 30-1          | 395/13.2         | 31-93          | .333        | 7-24          | .292        | 23-42          | .548        | 28         | 41         | 69         | 2.3        | 55-2         | 5          | 20         | 7         | 21         | 92         | 3.1        |
| 2020-21             | ODU  | 19-3          | 329/17.3         | 31-79          | .392        | 7-25          | .280        | 20-31          | .645        | 20         | 44         | 64         | 3.4        | 28-0         | 12         | 9          | 5         | 13         | 89         | 4.7        |
| 2021-22             | ODU  | 32-31         | 1046/32.7        | 89-207         | .430        | 9-36          | .250        | 77-118         | .653        | 78         | 141        | 219        | 6.8        | 83-3         | 46         | 46         | 25        | 52         | 264        | 8.3        |
| 2022-23             | ODU  | 30-29         | 981/32.7         | 106-242        | .438        | 28-78         | .359        | 82-124         | .661        | 73         | 188        | 261        | 8.7        | 78-1         | 38         | 50         | 16        | 46         | 322        | 10.7       |
| 2023-24             | VT   | 9-0           | 181/20.1         | 13-32          | .406        | 0-6           | .000        | 12-20          | .600        | 12         | 35         | 47         | 5.2        | 25-2         | 10         | 11         | 0         | 7          | 38         | 4.2        |
| <b>TOTAL FOR VT</b> |      | <b>9-0</b>    | <b>181/20.1</b>  | <b>13-32</b>   | <b>.406</b> | <b>0-6</b>    | <b>.000</b> | <b>12-20</b>   | <b>.600</b> | <b>12</b>  | <b>35</b>  | <b>47</b>  | <b>5.2</b> | <b>25-2</b>  | <b>10</b>  | <b>11</b>  | <b>0</b>  | <b>7</b>   | <b>38</b>  | <b>4.2</b> |
| <b>TOTAL</b>        |      | <b>120-64</b> | <b>2931/24.4</b> | <b>270-653</b> | <b>.413</b> | <b>51-169</b> | <b>.302</b> | <b>214-335</b> | <b>.639</b> | <b>211</b> | <b>449</b> | <b>660</b> | <b>5.5</b> | <b>269-8</b> | <b>111</b> | <b>136</b> | <b>53</b> | <b>139</b> | <b>805</b> | <b>6.7</b> |

## PRODUCTION TRACKER

|                              | This Season | Career |
|------------------------------|-------------|--------|
| Scored 10+ Points            | -           | 29     |
| Led Tech in Scoring          | -           | -      |
| Had 10+ Rebounds             | -           | 19     |
| Led Tech in Rebounding       | 4           | 4      |
| Had a Double-Double          | -           | 13     |
| Had Multiple Blocks          | -           | 12     |
| Led Tech in Blocks           | -           | -      |
| Shot over 50% from the floor | 4           | 28     |
| Shot 5+ Free Throws          | 1           | 13     |





# 5 PATRICK WESSLER

**R-FRESHMAN** Center | 7-0 | 245 | Marketing Management  
 Matthews, North Carolina | Combine Academy



*Last name pronounced: WES-ler*

- Has made great strides in his conditioning.
- Redshirted the 2022-23 season.
- Invited to the Allen Iverson 24K Showcase game in Memphis.
- Played his final two seasons at Combine Academy where he guided the program to a state championship in 2021-22.
- Averaged 18 points, 14 rebounds and 2.3 blocks as a senior, while Combine ended the season ranked No. 20 in the country with a 25-5 record.
- Named 2020-21 HoopState Network Sixth Man of the Year.
- Played his freshman and sophomore seasons at David W. Butler High School in Matthews, N.C.
- Southwestern 4A Conference Player of the Year.
- Competed for CC Elite on the AAU circuit.
- Rated the 148th-best prospect in the 2022 class by 247Sports; Tabbed the third-best player in the state of North Carolina and the 24th-best center nationally, according to 247Sports.
- Chose the Hokies over Providence, Southern Cal, NC State and Ole Miss.

## SEASON/CAREER BESTS

### POINTS

Season 1 vs. FAU (11/26/23)  
 Career 1 vs. FAU (11/26/23)

### REBOUNDS

Season 1 (2x), last at Auburn (11/29/23)  
 Career 1 (2x), last at Auburn (11/29/23)

### ASSISTS

Season 1 vs. FAU (11/26/23)  
 Career 1 vs. FAU (11/26/23)

### BLOCKS

Season -  
 Career -

### STEALS

Season -  
 Career -

### MINUTES

Season 2 (2x), last at Auburn (11/29/23)  
 Career 2 (2x), last at Auburn (11/29/23)

### FIELD GOALS MADE

Season -  
 Career -

### FIELD GOALS ATTEMPTED

Season 1 at Auburn (11/29/23)  
 Career 1 at Auburn (11/29/23)

### 3-PT. FIELD GOALS MADE

Season -  
 Career -

### 3-PT. FIELD GOALS ATTEMPTED

Season -  
 Career -

### FREE THROWS MADE

Season 1 vs. FAU (11/26/23)  
 Career 1 vs. FAU (11/26/23)

### FREE THROWS ATTEMPTED

Season 2 vs. FAU (11/26/23)  
 Career 2 vs. FAU (11/26/23)

## 2023-24 GAME-BY-GAME STATS

| Opponent         | Date       | GS       | MIN          | Total      |             | 3-Pointers |             | Free throws |             | Rebounds |          |          |            | PF A TO BLK STL PTS AVG |          |          |          |          |          |            |
|------------------|------------|----------|--------------|------------|-------------|------------|-------------|-------------|-------------|----------|----------|----------|------------|-------------------------|----------|----------|----------|----------|----------|------------|
|                  |            |          |              | FG-FGA     | PCT         | 3FG-3FGA   | PCT         | FT-FTA      | PCT         | OFF      | DEF      | TOT      | AVG        | PF                      | A        | TO       | BLK      | STL      | PTS      | AVG        |
| vs Fla. Atlantic | 11/26/2023 |          | 01:46        | 0-0        | .000        | 0-0        | .000        | 1-2         | .500        | 0        | 1        | 1        | 1.0        | 0                       | 1        | 0        | 0        | 0        | 1        | 1.0        |
| at Auburn        | 11/29/2023 |          | 01:32        | 0-1        | .000        | 0-0        | .000        | 0-0         | .000        | 0        | 1        | 1        | 1.0        | 0                       | 0        | 0        | 0        | 0        | 0        | 0.5        |
| <b>Totals</b>    |            | <b>0</b> | <b>03:18</b> | <b>0-1</b> | <b>.000</b> | <b>0-0</b> | <b>.000</b> | <b>1-2</b>  | <b>.500</b> | <b>0</b> | <b>2</b> | <b>2</b> | <b>1.0</b> | <b>0</b>                | <b>1</b> | <b>0</b> | <b>0</b> | <b>0</b> | <b>1</b> | <b>0.5</b> |

## Player Averages

| Games Played | Minutes/game | Points/game | FG Pct | 3FG Pct | FT Pct | Rebounds/game | Assists/game | Turnovers/game | Assist/Turnover ratio | Steals/game | Blocks/game |
|--------------|--------------|-------------|--------|---------|--------|---------------|--------------|----------------|-----------------------|-------------|-------------|
| 2            | 1.7          | 0.5         | 0.0    | 0.0     | 50.0   | 1.0           | 0.5          | 0.0            | 1.0                   | 0.0         | 0.0         |

## PRODUCTION TRACKER

|                              | This Season |
|------------------------------|-------------|
| Scored 10+ Points            | -           |
| Had 5+ Rebounds              | -           |
| Had Multiple Blocks          | -           |
| Led Tech in Blocks           | -           |
| Had Multiple Steals          | -           |
| Shot over 50% from the floor | -           |
| Played 10+ Minutes           | -           |
| Shot 5+ Free Throws          | -           |
| Had Multiple Dunks           | -           |



## CAREER STATS

| SEASON       | TEAM | GP-GS      | MIN/AVG      | FG-FGA     | FG%         | 3FG-3FGA   | 3FG%        | FT-FTA     | FT%         | OFF      | DEF      | TOT      | AVG        | PF-FO      | A        | TO       | BLK      | STL      | PTS      | AVG        |
|--------------|------|------------|--------------|------------|-------------|------------|-------------|------------|-------------|----------|----------|----------|------------|------------|----------|----------|----------|----------|----------|------------|
| 2023-24      | VT   | 2-0        | 3/1.7        | 0-1        | .000        | 0-0        | .000        | 1-2        | .500        | 0        | 2        | 2        | 1.0        | 0-0        | 1        | 0        | 0        | 0        | 1        | 0.5        |
| <b>TOTAL</b> |      | <b>2-0</b> | <b>3/1.7</b> | <b>0-1</b> | <b>.000</b> | <b>0-0</b> | <b>.000</b> | <b>1-2</b> | <b>.500</b> | <b>0</b> | <b>2</b> | <b>2</b> | <b>1.0</b> | <b>0-0</b> | <b>1</b> | <b>0</b> | <b>0</b> | <b>0</b> | <b>1</b> | <b>0.5</b> |

# 10 BRANDON RECHSTEINER

FRESHMAN Guard | 6-1 | 185 | Business  
Acworth, Georgia | Etowah



## SEASON/CAREER BESTS

### POINTS

Season 12 vs. Coppin State (11/6/23)  
Career 12 vs. Coppin State (11/6/23)

### REBOUNDS

Season 2 vs. Coppin State (11/6/23)  
Career 2 vs. Coppin State (11/6/23)

### ASSISTS

Season 3 vs. Coppin State (11/6/23)  
Career 3 vs. Coppin State (11/6/23)

### BLOCKS

Season -  
Career -

### STEALS

Season 1 vs. Coppin State (11/6/23)  
Career 1 vs. Coppin State (11/6/23)

### MINUTES

Season 15 vs. Wofford (11/19/23)  
Career 15 vs. Wofford (11/19/23)

### FIELD GOALS MADE

Season 3 vs. Coppin State (11/6/23)  
Career 3 vs. Coppin State (11/6/23)

### FIELD GOALS ATTEMPTED

Season 4 (2x), last vs. Wofford (11/19/23)  
Career 4 (2x), last vs. Wofford (11/19/23)

### 3-PT. FIELD GOALS MADE

Season 2 (2x), last vs. Wofford (11/19/23)  
Career 2 (2x), last vs. Wofford (11/19/23)

### 3-PT. FIELD GOALS ATTEMPTED

Season 4 vs. Wofford (11/19/23)  
Career 4 vs. Wofford (11/19/23)

### FREE THROWS MADE

Season 4 vs. Coppin State (11/6/23)  
Career 4 vs. Coppin State (11/6/23)

### FREE THROWS ATTEMPTED

Season 4 vs. Coppin State (11/6/23)  
Career 4 vs. Coppin State (11/6/23)

## CAREER STATS

| SEASON       | TEAM | GP-GS      | MIN/AVG       | FG-FGA      | FG%         | 3FG-3FGA    | 3FG%        | FT-FTA     | FT%         | OFF      | DEF      | TOT      | AVG        | PF-FO      | A         | TO       | BLK      | STL      | PTS       | AVG        |
|--------------|------|------------|---------------|-------------|-------------|-------------|-------------|------------|-------------|----------|----------|----------|------------|------------|-----------|----------|----------|----------|-----------|------------|
| 2023-24      | VT   | 9-0        | 79/8.7        | 7-15        | .467        | 5-11        | .455        | 4-5        | .800        | 2        | 3        | 5        | 0.6        | 5-0        | 12        | 2        | 0        | 1        | 23        | 2.6        |
| <b>TOTAL</b> |      | <b>9-0</b> | <b>79/8.7</b> | <b>7-15</b> | <b>.467</b> | <b>5-11</b> | <b>.455</b> | <b>4-5</b> | <b>.800</b> | <b>2</b> | <b>3</b> | <b>5</b> | <b>0.6</b> | <b>5-0</b> | <b>12</b> | <b>2</b> | <b>0</b> | <b>1</b> | <b>23</b> | <b>2.6</b> |

- Wakes up at 4:50 a.m. almost every day
- Sharpshooter who should flourish on the offensive side in Coach Young's system. *Last name pronounced: WRECK-stine-er*
- A four-year letterwinner at Etowah where he was coached by Jason Dasinger
- All-state and team captain as a junior and senior.
- Averaged 18 points, 5.3 rebounds, 5.1 assists and 2.8 steals per game as a senior, guiding Etowah to the GHSA Class 6A Final Four.
- GACA/GBCA 6A North Player of the Year.
- Reached 1,000 career points on Jan. 14, 2023.
- Consensus four-star recruit.
- Rated the 87th-best prospect in the 2023 class on 247Sports.
- Tabbed the second-best point guard in the state of Georgia and the 15th-best point guard nationally, according to 247Sports.
- Chose the Hokies over Gonzaga, Tennessee, Miami (Fla.), LSU, Xavier, Clemson and Notre Dame.
- Father, Scott, is a professional wrestler; goes by Scott Steiner and Big Poppa Pump.
- Brother, Brock, is a wide receiver for Jacksonville State.

## 2023-24 GAME-BY-GAME STATS

| Opponent          | Date       | GS | MIN            | Total       |             | 3-Pointers  |             | Free throws |             | Rebounds |          |          |            | PF       | A         | TO       | BLK      | STL      | PTS       | AVG        |
|-------------------|------------|----|----------------|-------------|-------------|-------------|-------------|-------------|-------------|----------|----------|----------|------------|----------|-----------|----------|----------|----------|-----------|------------|
|                   |            |    |                | FG-FGA      | PCT         | 3FG-3FGA    | PCT         | FT-FTA      | PCT         | OFF      | DEF      | TOT      | AVG        |          |           |          |          |          |           |            |
| Coppin St.        | 11/06/2023 |    | 11:24          | 3-4         | .750        | 2-3         | .667        | 4-4         | 1.000       | 1        | 1        | 2        | 2.0        | 0        | 3         | 0        | 0        | 1        | 12        | 12.0       |
| vs South Carolina | 11/10/2023 |    | 01:31          | 0-1         | .000        | 0-1         | .000        | 0-0         | .000        | 0        | 0        | 0        | 1.0        | 0        | 0         | 0        | 0        | 0        | 0         | 6.0        |
| Campbell          | 11/15/2023 |    | 14:10          | 0-1         | .000        | 0-0         | .000        | 0-0         | .000        | 0        | 0        | 0        | 0.7        | 1        | 2         | 0        | 0        | 0        | 4.0       |            |
| Wofford           | 11/19/2023 |    | 15:32          | 2-4         | .500        | 2-4         | .500        | 0-0         | .000        | 0        | 1        | 1        | 0.8        | 0        | 2         | 0        | 0        | 0        | 6         | 4.5        |
| vs Boise St.      | 11/23/2023 |    | 03:52          | 0-0         | .000        | 0-0         | .000        | 0-0         | .000        | 0        | 1        | 1        | 0.8        | 0        | 0         | 0        | 0        | 0        | 0         | 3.6        |
| vs Iowa St.       | 11/24/2023 |    | 07:04          | 0-1         | .000        | 0-1         | .000        | 0-0         | .000        | 0        | 0        | 0        | 0.7        | 1        | 1         | 0        | 0        | 0        | 0         | 3.0        |
| vs Fla. Atlantic  | 11/26/2023 |    | 09:14          | 1-2         | .500        | 1-1         | 1.000       | 0-1         | .000        | 0        | 0        | 0        | 0.6        | 1        | 1         | 1        | 0        | 0        | 3         | 3.0        |
| at Auburn         | 11/29/2023 |    | 12:18          | 1-2         | .500        | 0-1         | .000        | 0-0         | .000        | 1        | 0        | 1        | 0.6        | 2        | 2         | 1        | 0        | 0        | 2         | 2.9        |
| Louisville        | 12/03/2023 |    | 03:31          | 0-0         | .000        | 0-0         | .000        | 0-0         | .000        | 0        | 0        | 0        | 0.6        | 0        | 1         | 0        | 0        | 0        | 0         | 2.6        |
| <b>Totals</b>     |            |    | <b>0 78:36</b> | <b>7-15</b> | <b>.467</b> | <b>5-11</b> | <b>.455</b> | <b>4-5</b>  | <b>.800</b> | <b>2</b> | <b>3</b> | <b>5</b> | <b>0.6</b> | <b>5</b> | <b>12</b> | <b>2</b> | <b>0</b> | <b>1</b> | <b>23</b> | <b>2.6</b> |

## Player Averages

| Games Played | Minutes/game | Points/game | FG Pct | 3FG Pct | FT Pct | Rebounds/game | Assists/game | Turnovers/game | Assist/Turnover ratio | Steals/game | Blocks/game |
|--------------|--------------|-------------|--------|---------|--------|---------------|--------------|----------------|-----------------------|-------------|-------------|
| 9            | 8.7          | 2.6         | 46.7   | 45.5    | 80.0   | 0.6           | 1.3          | 0.2            | 6.0                   | 0.1         | 0.0         |

## PRODUCTION TRACKER

|                      | This Season |
|----------------------|-------------|
| Scored 10+ Points    | 1           |
| Made Multiple 3FGs   | 2           |
| Made 3+ 3FGs         | -           |
| Led Tech in 3FGM     | 1           |
| Shot over 40% from 3 | 3           |
| Played 10+ Minutes   | 4           |
| Had Multiple Assists | 4           |
| Led Tech in Assists  | 2           |
| Had Multiple Steals  | -           |



# 11 JOHN CAMDEN

**R-SOPHOMORE** Forward | 6-8 | 220 | Business Management  
 Downingtown, Pennsylvania | Memphis



- Will be a versatile wing for Coach Young, who can play the 3 and the 4.
- Transferred from Memphis; battled a right foot injury most of freshman season.
- Chose the Hokies over LSU during the transfer process.
- Played senior season at Brewster Academy in Wolfeboro, N.H.
- Was rated a four-star recruit and the 90th-ranked player in the nation by Rivals.
- Averaged 15.8 points per game as a junior at Archbishop Carroll (Pa.) in 2019-20.
- Father, Tex, graduated from Virginia Tech in 1993.
- Sisters, Meg and Heather, played lacrosse at Ohio State and Drexel, respectively.
- Other older sister, Anna, plays basketball at Richmond.

## SEASON/CAREER BESTS

### POINTS

Season 9 at Auburn (11/29/23)  
 Career 9 at Auburn (11/29/23)

### REBOUNDS

Season 6 at Auburn (11/29/23)  
 Career 6 (2x), last at Auburn (11/29/23)

### ASSISTS

Season 1 at Auburn (11/29/23)  
 Career 3 vs. Syracuse (1/28/23)

### BLOCKS

Season -  
 Career 1 (2x), last at Virginia (1/18/23)

### STEALS

Season 1 at Auburn (11/29/23)  
 Career 1 at Auburn (11/29/23)

### MINUTES

Season 15 at Auburn (11/29/23)  
 Career 27 vs. Syracuse (1/28/23)

### FIELD GOALS MADE

Season 2 at Auburn (11/29/23)  
 Career 3 vs. Syracuse (1/28/23)

### FIELD GOALS ATTEMPTED

Season 4 at Auburn (11/29/23)  
 Career 8 vs. Syracuse (1/28/23)

### 3-PT. FIELD GOALS MADE

Season 2 at Auburn (11/29/23)  
 Career 2 (2x), last at Auburn (11/29/23)

### 3-PT. FIELD GOALS ATTEMPTED

Season 3 at Auburn (11/29/23)  
 Career 5 vs. Syracuse (1/28/23)

### FREE THROWS MADE

Season 3 at Auburn (11/29/23)  
 Career 3 (2x), last at Auburn (11/29/23)

### FREE THROWS ATTEMPTED

Season 5 at Auburn (11/29/23)  
 Career 5 (2x), last at Auburn (11/29/23)

## 2023-24 GAME-BY-GAME STATS

| Opponent         | Date       | GS       | MIN          | Total       |             | 3-Pointers |             | Free throws |             | Rebounds |          |          |            | PF A TO BLK STL PTS AVG |          |          |          |          |           |            |     |
|------------------|------------|----------|--------------|-------------|-------------|------------|-------------|-------------|-------------|----------|----------|----------|------------|-------------------------|----------|----------|----------|----------|-----------|------------|-----|
|                  |            |          |              | FG-FGA      | PCT         | 3FG-3FGA   | PCT         | FT-FTA      | PCT         | OFF      | DEF      | TOT      | AVG        | PF                      | A        | TO       | BLK      | STL      | PTS       | AVG        |     |
| Coppin St.       | 11/06/2023 |          | 05:36        | 1-2         | .500        | 1-1        | 1.000       | 0-0         | .000        | 0        | 2        | 2        | 2.0        | 0                       | 0        | 1        | 0        | 0        | 0         | 3          | 3.0 |
| Wofford          | 11/19/2023 |          | 03:13        | 1-2         | .500        | 1-2        | .500        | 0-0         | .000        | 0        | 1        | 1        | 1.5        | 0                       | 0        | 0        | 0        | 0        | 0         | 3          | 3.0 |
| vs Fla. Atlantic | 11/26/2023 |          | 04:29        | 1-2         | .500        | 1-1        | 1.000       | 0-0         | .000        | 0        | 0        | 0        | 1.0        | 0                       | 0        | 1        | 0        | 0        | 0         | 3          | 3.0 |
| at Auburn        | 11/29/2023 |          | 15:01        | 2-4         | .500        | 2-3        | .667        | 3-5         | .600        | 2        | 4        | 6        | 2.3        | 2                       | 1        | 1        | 0        | 1        | 9         | 4.5        |     |
| <b>Totals</b>    |            | <b>0</b> | <b>28:19</b> | <b>5-10</b> | <b>.500</b> | <b>5-7</b> | <b>.714</b> | <b>3-5</b>  | <b>.600</b> | <b>2</b> | <b>7</b> | <b>9</b> | <b>2.3</b> | <b>2</b>                | <b>1</b> | <b>3</b> | <b>0</b> | <b>1</b> | <b>18</b> | <b>4.5</b> |     |

## Player Averages

| Games Played | Minutes/game | Points/game | FG Pct | 3FG Pct | FT Pct | Rebounds/game | Assists/game | Turnovers/game | Assist/Turnover ratio | Steals/game | Blocks/game |
|--------------|--------------|-------------|--------|---------|--------|---------------|--------------|----------------|-----------------------|-------------|-------------|
| 4            | 7.1          | 4.5         | 50.0   | 71.4    | 60.0   | 2.3           | 0.3          | 0.8            | 0.3                   | 0.3         | 0.0         |

## PRODUCTION TRACKER

|                      | This Season | Career |
|----------------------|-------------|--------|
| Scored 5+ Points     | 1           | 4      |
| Scored 10+ Points    | -           | -      |
| Made Multiple 3FGs   | 1           | 2      |
| Made 3+ 3FGs         | -           | -      |
| Led Tech in 3FGM     | 1           | 1      |
| Shot over 40% from 3 | 4           | 7      |
| Played 5+ Minutes    | 2           | 14     |
| Had Multiple Assists | -           | 1      |
| Had Multiple Steals  | -           | -      |



## CAREER STATS

| SEASON              | TEAM | GP-GS       | MIN/AVG        | FG-FGA       | FG%         | 3FG-3FGA     | 3FG%        | FT-FTA      | FT%         | OFF      | DEF       | TOT       | AVG        | PF-FO       | A        | TO       | BLK      | STL      | PTS       | AVG        |
|---------------------|------|-------------|----------------|--------------|-------------|--------------|-------------|-------------|-------------|----------|-----------|-----------|------------|-------------|----------|----------|----------|----------|-----------|------------|
| 2021-22             | Mem  | 1-0         | 2/1.7          | 0-0          | .000        | 0-0          | .000        | 0-0         | .000        | 0        | 1         | 1         | 1.0        | 0-0         | 0        | 0        | 0        | 0        | 0         | 0.0        |
| 2022-23             | VT   | 23-0        | 183/8.0        | 9-36         | .250        | 6-26         | .231        | 5-9         | .556        | 6        | 16        | 22        | 1.0        | 17-0        | 4        | 2        | 2        | 0        | 29        | 1.3        |
| 2023-24             | VT   | 4-0         | 28/7.1         | 5-10         | .500        | 5-7          | .714        | 3-5         | .600        | 2        | 7         | 9         | 2.3        | 2-0         | 1        | 3        | 0        | 1        | 18        | 4.5        |
| <b>TOTAL FOR VT</b> |      | <b>27-0</b> | <b>211/7.8</b> | <b>14-46</b> | <b>.304</b> | <b>11-33</b> | <b>.333</b> | <b>8-14</b> | <b>.571</b> | <b>8</b> | <b>23</b> | <b>31</b> | <b>1.1</b> | <b>19-0</b> | <b>5</b> | <b>5</b> | <b>2</b> | <b>1</b> | <b>47</b> | <b>1.7</b> |
| <b>TOTAL</b>        |      | <b>28-0</b> | <b>213/7.6</b> | <b>14-46</b> | <b>.304</b> | <b>11-33</b> | <b>.333</b> | <b>8-14</b> | <b>.571</b> | <b>8</b> | <b>24</b> | <b>32</b> | <b>1.1</b> | <b>19-0</b> | <b>5</b> | <b>5</b> | <b>2</b> | <b>1</b> | <b>47</b> | <b>1.7</b> |

# 13 JAYDON YOUNG

**FRESHMAN** Guard | 6-4 | 205 | Sports Media and Analytics  
 Goldsboro, North Carolina | Greensboro Day



## SEASON/CAREER BESTS

### POINTS

Season 9 at Auburn (11/29/23)  
 Career 9 at Auburn (11/29/23)

### REBOUNDS

Season 2 vs. Coppin State (11/6/23)  
 Career 2 vs. Coppin State (11/6/23)

### ASSISTS

Season 5 vs. Coppin State (11/6/23)  
 Career 5 vs. Coppin State (11/6/23)

### BLOCKS

Season -  
 Career -

### STEALS

Season 2 vs. Coppin State (11/6/23)  
 Career 2 vs. Coppin State (11/6/23)

### MINUTES

Season 24 at Auburn (11/29/23)  
 Career 24 at Auburn (11/29/23)

### FIELD GOALS MADE

Season 3 at Auburn (11/29/23)  
 Career 3 at Auburn (11/29/23)

### FIELD GOALS ATTEMPTED

Season 6 at Auburn (11/29/23)  
 Career 6 at Auburn (11/29/23)

### 3-PT. FIELD GOALS MADE

Season 3 at Auburn (11/29/23)  
 Career 3 at Auburn (11/29/23)

### 3-PT. FIELD GOALS ATTEMPTED

Season 4 at Auburn (11/29/23)  
 Career 4 at Auburn (11/29/23)

### FREE THROWS MADE

Season 2 vs. Coppin State (11/6/23)  
 Career 2 vs. Coppin State (11/6/23)

### FREE THROWS ATTEMPTED

Season 2 vs. Coppin State (11/6/23)  
 Career 2 vs. Coppin State (11/6/23)

## CAREER STATS

| SEASON       | TEAM | GP-GS      | MIN/AVG       | FG-FGA      | FG%         | 3FG-3FGA    | 3FG%        | FT-FTA     | FT%          | OFF      | DEF      | TOT      | AVG        | PF-FO      | A        | TO       | BLK      | STL      | PTS       | AVG        |
|--------------|------|------------|---------------|-------------|-------------|-------------|-------------|------------|--------------|----------|----------|----------|------------|------------|----------|----------|----------|----------|-----------|------------|
| 2023-24      | VT   | 7-0        | 66/9.4        | 5-16        | .313        | 5-11        | .455        | 2-2        | 1.000        | 0        | 4        | 4        | 0.6        | 3-0        | 9        | 3        | 0        | 3        | 17        | 2.4        |
| <b>TOTAL</b> |      | <b>7-0</b> | <b>66/9.4</b> | <b>5-16</b> | <b>.313</b> | <b>5-11</b> | <b>.455</b> | <b>2-2</b> | <b>1.000</b> | <b>0</b> | <b>4</b> | <b>4</b> | <b>0.6</b> | <b>3-0</b> | <b>9</b> | <b>3</b> | <b>0</b> | <b>3</b> | <b>17</b> | <b>2.4</b> |

- A four-year letterwinner at Greensboro Day under the winningest coach in North Carolina basketball history, Freddy Johnson.
- Three-time all-state, four-time all-conference and three-time conference player of the year.
- Eclipsed 2,000 career points in November 2022.
- Guided Greensboro Day to its 12th NCISAA state title as a senior.
- Four-star recruit according to ESPN.
- Rated the eighth-best player in the state of North Carolina, according to 247Sports.
- Chose the Hokies over Clemson, Virginia, Pitt, NC State and North Carolina A&T.
- Father, Victor, played college basketball at Mount Olive, advancing to the Elite 8 in 2005; played professionally overseas as well.

## 2023-24 GAME-BY-GAME STATS

| Opponent         | Date       | GS       | MIN          | Total       |             | 3-Pointers  |             | Free throws |              | Rebounds |          |          | PF         | A        | TO       | BLK      | STL      | PTS      | AVG       |            |
|------------------|------------|----------|--------------|-------------|-------------|-------------|-------------|-------------|--------------|----------|----------|----------|------------|----------|----------|----------|----------|----------|-----------|------------|
|                  |            |          |              | FG-FGA      | PCT         | 3FG-3FGA    | PCT         | FT-FTA      | PCT          | OFF      | DEF      | TOT      |            |          |          |          |          |          |           | AVG        |
| Coppin St.       | 11/06/2023 |          | 13:39        | 2-4         | .500        | 2-3         | .667        | 2-2         | 1.000        | 0        | 2        | 2        | 2.0        | 0        | 5        | 1        | 0        | 2        | 8         | 8.0        |
| Campbell         | 11/15/2023 |          | 12:15        | 0-4         | .000        | 0-2         | .000        | 0-0         | .000         | 0        | 0        | 0        | 1.0        | 0        | 1        | 0        | 0        | 0        | 0         | 4.0        |
| Wofford          | 11/19/2023 |          | 03:57        | 0-1         | .000        | 0-1         | .000        | 0-0         | .000         | 0        | 1        | 1        | 1.0        | 1        | 1        | 0        | 0        | 0        | 0         | 2.7        |
| vs Boise St.     | 11/23/2023 |          | 03:09        | 0-0         | .000        | 0-0         | .000        | 0-0         | .000         | 0        | 0        | 0        | 0.8        | 0        | 0        | 0        | 0        | 0        | 0         | 2.0        |
| vs Fla. Atlantic | 11/26/2023 |          | 05:32        | 0-1         | .000        | 0-1         | .000        | 0-0         | .000         | 0        | 0        | 0        | 0.6        | 1        | 1        | 1        | 0        | 0        | 0         | 1.6        |
| at Auburn        | 11/29/2023 |          | 24:22        | 3-6         | .500        | 3-4         | .750        | 0-0         | .000         | 0        | 1        | 1        | 0.7        | 1        | 1        | 1        | 0        | 1        | 9         | 2.8        |
| Louisville       | 12/03/2023 |          | 03:06        | 0-0         | .000        | 0-0         | .000        | 0-0         | .000         | 0        | 0        | 0        | 0.6        | 0        | 0        | 0        | 0        | 0        | 0         | 2.4        |
| <b>Totals</b>    |            | <b>0</b> | <b>66:00</b> | <b>5-16</b> | <b>.313</b> | <b>5-11</b> | <b>.455</b> | <b>2-2</b>  | <b>1.000</b> | <b>0</b> | <b>4</b> | <b>4</b> | <b>0.6</b> | <b>3</b> | <b>9</b> | <b>3</b> | <b>0</b> | <b>3</b> | <b>17</b> | <b>2.4</b> |

## Player Averages

| Games Played | Minutes/game | Points/game | FG Pct | 3FG Pct | FT Pct | Rebounds/game | Assists/game | Turnovers/game | Assist/Turnover ratio | Steals/game | Blocks/game |
|--------------|--------------|-------------|--------|---------|--------|---------------|--------------|----------------|-----------------------|-------------|-------------|
| 7            | 9.4          | 2.4         | 31.3   | 45.5    | 100.0  | 0.6           | 1.3          | 0.4            | 3.0                   | 0.4         | 0.0         |

## PRODUCTION TRACKER

|                      | This Season |
|----------------------|-------------|
| Scored 10+ Points    | -           |
| Made Multiple 3FGs   | 2           |
| Made 3+ 3FGs         | 1           |
| Led Tech in 3FGM     | 1           |
| Shot over 40% from 3 | 2           |
| Played 10+ Minutes   | 3           |
| Had Multiple Assists | 1           |
| Led Tech in Assists  | 1           |
| Had Multiple Steals  | 1           |



# 15 LYNN KIDD

SENIOR Center | 6-10 | 235 | Sociology  
Gainesville, Florida | Clemson



## SEASON/CAREER BESTS

### POINTS

Season 24 vs. Campbell (11/15/23)  
Career 24 vs. Campbell (11/15/23)

### REBOUNDS

Season 15 vs. Campbell (11/15/23)  
Career 15 vs. Campbell (11/15/23)

### ASSISTS

Season 3 vs. Wofford (11/19/23)  
Career 3 (2x), last vs. Wofford (11/19/23)

### BLOCKS

Season 1 (3x), last at Auburn (11/29/23)  
Career 2 (4x), last vs. BC (2/8/23)

### STEALS

Season 2 (2x), last at Auburn (11/29/23)  
Career 2 (3x), last at Auburn (11/29/23)

### MINUTES

Season 29 at Auburn (11/29/23)  
Career 29 at Auburn (11/29/23)

### FIELD GOALS MADE

Season 9 vs. Campbell (11/15/23)  
Career 9 vs. Campbell (11/15/23)

### FIELD GOALS ATTEMPTED

Season 13 vs. Louisville (12/3/23)  
Career 13 vs. Louisville (12/3/23)

### 3-PT. FIELD GOALS MADE

Season -  
Career -

### 3-PT. FIELD GOALS ATTEMPTED

Season -  
Career -

### FREE THROWS MADE

Season 8 vs. Wofford (11/19/23)  
Career 8 vs. Wofford (11/19/23)

### FREE THROWS ATTEMPTED

Season 8 vs. Wofford (11/19/23)  
Career 8 vs. Wofford (11/19/23)

- Has had two terrific summers of offseason development.
- Rebounding continues to be a point of emphasis for him.
- Played in seven games, totaling eight points in 33 minutes of action as a freshman at Clemson.
- Reclassified from the 2021 recruiting class to 2020.
- No. 77 overall prospect on ESPN's Top-100 list of high school juniors; four-star recruit.
- Chose Clemson over Virginia Tech, Miami, Wake Forest, Auburn and Florida during his initial recruitment.

## 2023-24 GAME-BY-GAME STATS

| Opponent          | Date       | GS | MIN      | Total         |              | 3-Pointers  |            | Free throws |              | Rebounds    |           |           |           | PF         | A         | TO        | BLK       | STL      | PTS      | AVG        |             |
|-------------------|------------|----|----------|---------------|--------------|-------------|------------|-------------|--------------|-------------|-----------|-----------|-----------|------------|-----------|-----------|-----------|----------|----------|------------|-------------|
|                   |            |    |          | FG-FGA        | PCT          | 3FG-3FGA    | PCT        | FT-FTA      | PCT          | OFF         | DEF       | TOT       | AVG       |            |           |           |           |          |          |            |             |
| Coppin St.        | 11/06/2023 | *  | 22:53    | 6-6           | 1.000        | 0-0         | .000       | 2-5         | .400         | 3           | 8         | 11        | 11.0      | 1          | 0         | 3         | 1         | 0        | 14       | 14.0       |             |
| vs South Carolina | 11/10/2023 | *  | 26:28    | 5-7           | .714         | 0-0         | .000       | 2-2         | 1.000        | 1           | 5         | 6         | 8.5       | 2          | 2         | 2         | 0         | 2        | 12       | 13.0       |             |
| Campbell          | 11/15/2023 | *  | 24:48    | 9-12          | .750         | 0-0         | .000       | 6-7         | .857         | 5           | 10        | 15        | 10.7      | 2          | 1         | 2         | 0         | 0        | 24       | 16.7       |             |
| Wofford           | 11/19/2023 | *  | 20:55    | 6-8           | .750         | 0-0         | .000       | 8-8         | 1.000        | 2           | 5         | 7         | 9.8       | 1          | 3         | 0         | 1         | 0        | 20       | 17.5       |             |
| vs Boise St.      | 11/23/2023 | *  | 28:52    | 6-8           | .750         | 0-0         | .000       | 7-7         | 1.000        | 1           | 5         | 6         | 9.0       | 2          | 1         | 1         | 0         | 1        | 19       | 17.8       |             |
| vs Iowa St.       | 11/24/2023 | *  | 28:32    | 5-6           | .833         | 0-0         | .000       | 3-3         | 1.000        | 1           | 3         | 4         | 8.2       | 2          | 2         | 3         | 0         | 1        | 13       | 17.0       |             |
| vs Fla. Atlantic  | 11/26/2023 | *  | 23:02    | 4-8           | .500         | 0-0         | .000       | 1-2         | .500         | 1           | 6         | 7         | 8.0       | 1          | 0         | 2         | 0         | 0        | 9        | 15.9       |             |
| at Auburn         | 11/29/2023 | *  | 29:17    | 2-6           | .333         | 0-0         | .000       | 2-2         | 1.000        | 2           | 5         | 7         | 7.9       | 1          | 1         | 2         | 1         | 2        | 6        | 14.6       |             |
| Louisville        | 12/03/2023 | *  | 24:39    | 8-13          | .615         | 0-0         | .000       | 3-4         | .750         | 0           | 4         | 4         | 7.4       | 4          | 1         | 1         | 0         | 0        | 19       | 15.1       |             |
| <b>Totals</b>     |            |    | <b>9</b> | <b>229:26</b> | <b>51-74</b> | <b>.689</b> | <b>0-0</b> | <b>.000</b> | <b>34-40</b> | <b>.850</b> | <b>16</b> | <b>51</b> | <b>67</b> | <b>7.4</b> | <b>16</b> | <b>11</b> | <b>16</b> | <b>3</b> | <b>6</b> | <b>136</b> | <b>15.1</b> |

## Player Averages

| Games Played | Minutes/game | Points/game | FG Pct | 3FG Pct | FT Pct | Rebounds/game | Assists/game | Turnovers/game | Assist/Turnover ratio | Steals/game | Blocks/game |
|--------------|--------------|-------------|--------|---------|--------|---------------|--------------|----------------|-----------------------|-------------|-------------|
| 9            | 25.5         | 15.1        | 68.9   | 0.0     | 85.0   | 7.4           | 1.2          | 1.8            | 0.7                   | 0.7         | 0.3         |

## PRODUCTION TRACKER

|                              | This Season | Career |
|------------------------------|-------------|--------|
| Scored 10+ Points            | 7           | 11     |
| Scored 20+ Points            | 2           | 2      |
| Had 10+ Rebounds             | 2           | 3      |
| Had Multiple Blocks          | -           | 4      |
| Led Tech in Blocks           | 2           | 8      |
| Had Multiple Steals          | 2           | 3      |
| Shot over 50% from the floor | 8           | 37     |
| Shot 5+ Free Throws          | 4           | 6      |
| Had Multiple Dunks           | 6           | 10     |



## CAREER STATS

| SEASON              | TEAM | GP-GS        | MIN/AVG         | FG-FGA         | FG%         | 3FG-3FGA   | 3FG%        | FT-FTA       | FT%         | OFF       | DEF        | TOT        | AVG        | PF-FO       | A         | TO        | BLK       | STL       | PTS        | AVG        |
|---------------------|------|--------------|-----------------|----------------|-------------|------------|-------------|--------------|-------------|-----------|------------|------------|------------|-------------|-----------|-----------|-----------|-----------|------------|------------|
| 2020-21             | CU   | 7-0          | 32/4.6          | 2-6            | .333        | 0-0        | .000        | 4-4          | 1.000       | 4         | 3          | 7          | 1.0        | 6-0         | 1         | 2         | 2         | 0         | 8          | 1.1        |
| 2021-22             | VT   | 10-0         | 25/2.5          | 3-8            | .375        | 0-0        | .000        | 1-1          | 1.000       | 6         | 5          | 11         | 1.1        | 0-0         | 0         | 3         | 2         | 0         | 7          | 0.7        |
| 2022-23             | VT   | 34-5         | 429/12.6        | 77-116         | .664        | 0-0        | .000        | 17-29        | .586        | 34        | 82         | 116        | 3.4        | 53-0        | 21        | 21        | 15        | 9         | 171        | 5.0        |
| 2023-24             | VT   | 9-9          | 229/25.5        | 51-74          | .689        | 0-0        | .000        | 34-40        | .850        | 16        | 51         | 67         | 7.4        | 16-0        | 11        | 16        | 3         | 6         | 136        | 15.1       |
| <b>TOTAL FOR VT</b> |      | <b>53-14</b> | <b>683/12.9</b> | <b>131-198</b> | <b>.662</b> | <b>0-0</b> | <b>.000</b> | <b>52-70</b> | <b>.743</b> | <b>56</b> | <b>138</b> | <b>194</b> | <b>3.7</b> | <b>69-0</b> | <b>32</b> | <b>40</b> | <b>20</b> | <b>15</b> | <b>314</b> | <b>5.9</b> |
| <b>TOTAL</b>        |      | <b>60-14</b> | <b>715/11.9</b> | <b>133-204</b> | <b>.652</b> | <b>0-0</b> | <b>.000</b> | <b>56-74</b> | <b>.757</b> | <b>60</b> | <b>141</b> | <b>201</b> | <b>3.4</b> | <b>75-0</b> | <b>33</b> | <b>42</b> | <b>22</b> | <b>15</b> | <b>322</b> | <b>5.4</b> |

# 23 TYLER NICKEL

**SOPHOMORE** Guard | 6-7 | 220 | Sociology  
Harrisonburg, Virginia | North Carolina



## SEASON/CAREER BESTS

### POINTS

Season 14 (2x), last vs. Boise State (11/23/23)  
Career 16 vs. The Citadel (12/13/22)

### REBOUNDS

Season 7 vs. Coppin State (11/6/23)  
Career 3 vs. The Citadel (12/13/22)

### ASSISTS

Season 2 (3x), last vs. Louisville (12/3/23)  
Career 2 (4x), last vs. Louisville (12/3/23)

### BLOCKS

Season 1 (3x), last vs. Louisville (12/3/23)  
Career 1 (6x), last vs. Louisville (12/3/23)

### STEALS

Season 2 vs. Wofford (11/19/23)  
Career 2 (2x), last vs. Wofford (11/19/23)

### MINUTES

Season 32 vs. Boise State (11/23/23)  
Career 32 vs. Boise State (11/23/23)

### FIELD GOALS MADE

Season 5 vs. Boise State (11/23/23)  
Career 5 (2x), last vs. Boise State (11/23/23)

### FIELD GOALS ATTEMPTED

Season 10 vs. Boise State (11/23/23)  
Career 10 (2x), last vs. Boise State (11/23/23)

### 3-PT. FIELD GOALS MADE

Season 3 (2x), last vs. Iowa State (11/24/23)  
Career 3 (3x), last vs. Iowa State (11/24/23)

### 3-PT. FIELD GOALS ATTEMPTED

Season 6 (3x), last vs. Louisville (12/3/23)  
Career 8 vs. The Citadel (12/13/22)

### FREE THROWS MADE

Season 5 vs. Wofford (11/19/23)  
Career 5 (2x), last vs. Wofford (11/19/23)

### FREE THROWS ATTEMPTED

Season 7 vs. Wofford (11/19/23)  
Career 7 vs. Wofford (11/19/23)

## CAREER STATS

| SEASON              | TEAM | GP-GS       | MIN/AVG         | FG-FGA       | FG%         | 3FG-3FGA     | 3FG%        | FT-FTA       | FT%         | OFF DEF   | TOT       | AVG       | PF-FO      | A           | TO        | BLK      | STL      | PTS      | AVG        |            |
|---------------------|------|-------------|-----------------|--------------|-------------|--------------|-------------|--------------|-------------|-----------|-----------|-----------|------------|-------------|-----------|----------|----------|----------|------------|------------|
| 2022-23             | UNC  | 25-0        | 150/6.0         | 15-40        | .375        | 6-27         | .222        | 16-19        | .842        | 9         | 7         | 16        | 0.6        | 10-0        | 7         | 3        | 3        | 3        | 52         | 2.1        |
| 2023-24             | VT   | 8-2         | 192/24.0        | 17-45        | .378        | 10-31        | .323        | 13-18        | .722        | 8         | 11        | 19        | 2.4        | 10-0        | 10        | 6        | 3        | 4        | 57         | 7.1        |
| <b>TOTAL FOR VT</b> |      | <b>8-2</b>  | <b>192/24.0</b> | <b>17-45</b> | <b>.378</b> | <b>10-31</b> | <b>.323</b> | <b>13-18</b> | <b>.722</b> | <b>8</b>  | <b>11</b> | <b>19</b> | <b>2.4</b> | <b>10-0</b> | <b>10</b> | <b>6</b> | <b>3</b> | <b>4</b> | <b>57</b>  | <b>7.1</b> |
| <b>TOTAL</b>        |      | <b>33-2</b> | <b>342/10.4</b> | <b>32-85</b> | <b>.376</b> | <b>16-58</b> | <b>.276</b> | <b>29-37</b> | <b>.784</b> | <b>17</b> | <b>18</b> | <b>35</b> | <b>1.1</b> | <b>20-0</b> | <b>17</b> | <b>9</b> | <b>6</b> | <b>7</b> | <b>109</b> | <b>3.3</b> |

- Every time he shoots the ball, Coach Young believes it's going in.
- Has a sneaky good pull-up jumper.
- Averaged 2.1 points in 25 games for North Carolina in 2022-23.
- Scored a season-high 16 points (all in the second half), the most off the bench by a Tar Heel on the season, vs. The Citadel; was 5 for 10 from the floor, including 3 for 8 3FGs vs. the Bulldogs.
- Virginia High School League's all-time leading scorer with 2,909 points in 102 games.
- Virginia Player of the Year in 2022.
- Is the first player from East Rockingham High School to play at a Division I school.
- Four-star prospect in the class of 2022 and ranked third in Virginia; picked UNC over Tech in his initial recruitment.
- Son of Eric and Jacki Nickel; both played basketball in college.

## 2023-24 GAME-BY-GAME STATS

| Opponent          | Date       | GS       | MIN           | Total        |             | 3-Pointers   |             | Free throws  |             | Rebounds |           |           |            | PF        | A         | TO       | BLK      | STL      | PTS       | AVG        |
|-------------------|------------|----------|---------------|--------------|-------------|--------------|-------------|--------------|-------------|----------|-----------|-----------|------------|-----------|-----------|----------|----------|----------|-----------|------------|
|                   |            |          |               | FG-FGA       | PCT         | 3FG-3FGA     | PCT         | FT-FTA       | PCT         | OFF      | DEF       | TOT       | AVG        |           |           |          |          |          |           |            |
| Coppin St.        | 11/06/2023 |          | 20:06         | 4-9          | .444        | 2-6          | .333        | 2-2          | 1.000       | 3        | 4         | 7         | 7.0        | 1         | 1         | 0        | 1        | 0        | 12        | 12.0       |
| vs South Carolina | 11/10/2023 |          | 22:09         | 0-3          | .000        | 0-2          | .000        | 2-2          | 1.000       | 0        | 0         | 0         | 3.5        | 0         | 1         | 0        | 0        | 0        | 2         | 7.0        |
| Wofford           | 11/19/2023 |          | 22:19         | 3-3          | 1.000       | 3-3          | 1.000       | 5-7          | .714        | 1        | 0         | 1         | 2.7        | 2         | 2         | 0        | 0        | 2        | 14        | 9.3        |
| vs Boise St.      | 11/23/2023 | *        | 31:41         | 5-10         | .500        | 1-4          | .250        | 3-5          | .600        | 1        | 3         | 4         | 3.0        | 0         | 2         | 1        | 1        | 1        | 14        | 10.5       |
| vs Iowa St.       | 11/24/2023 |          | 27:10         | 3-7          | .429        | 3-6          | .500        | 1-2          | .500        | 2        | 1         | 3         | 3.0        | 1         | 1         | 2        | 0        | 0        | 10        | 10.4       |
| vs Fla. Atlantic  | 11/26/2023 |          | 24:24         | 1-2          | .500        | 0-1          | .000        | 0-0          | .000        | 0        | 1         | 1         | 2.7        | 1         | 1         | 0        | 0        | 0        | 2         | 9.0        |
| at Auburn         | 11/29/2023 | *        | 19:29         | 0-5          | .000        | 0-3          | .000        | 0-0          | .000        | 1        | 0         | 1         | 2.4        | 3         | 0         | 3        | 0        | 0        | 0         | 7.7        |
| Louisville        | 12/03/2023 | *        | 24:48         | 1-6          | .167        | 1-6          | .167        | 0-0          | .000        | 0        | 2         | 2         | 2.4        | 2         | 2         | 0        | 1        | 1        | 3         | 7.1        |
| <b>Totals</b>     |            | <b>2</b> | <b>192:05</b> | <b>17-45</b> | <b>.378</b> | <b>10-31</b> | <b>.323</b> | <b>13-18</b> | <b>.722</b> | <b>8</b> | <b>11</b> | <b>19</b> | <b>2.4</b> | <b>10</b> | <b>10</b> | <b>6</b> | <b>3</b> | <b>4</b> | <b>57</b> | <b>7.1</b> |

## Player Averages

| Games Played | Minutes/game | Points/game | FG Pct | 3FG Pct | FT Pct | Rebounds/game | Assists/game | Turnovers/game | Assist/Turnover ratio | Steals/game | Blocks/game |
|--------------|--------------|-------------|--------|---------|--------|---------------|--------------|----------------|-----------------------|-------------|-------------|
| 8            | 24.0         | 7.1         | 37.8   | 32.3    | 72.2   | 2.4           | 1.3          | 0.8            | 1.7                   | 0.5         | 0.4         |

## PRODUCTION TRACKER

|                      | This Season | Career |
|----------------------|-------------|--------|
| Scored 10+ Points    | 4           | 5      |
| Led Tech in Scoring  | -           | -      |
| Made Multiple 3FGs   | 3           | 4      |
| Made 3+ 3FGs         | 2           | 3      |
| Led Tech in 3FGM     | -           | -      |
| Shot over 40% from 3 | 2           | 5      |
| Had Multiple Assists | 3           | 4      |
| Had Multiple Blocks  | -           | -      |
| Had Multiple Steals  | 1           | 2      |



# 31 ROBBIE BERAN

**GRADUATE STUDENT** Forward | 6-9 | 215 | Agricultural and Life Sciences  
Richmond, Virginia | Northwestern



## SEASON/CAREER BESTS

### POINTS

Season 7 vs. South Carolina (11/10/23)  
Career 20 (2x), last vs. Prairie View (12/11/22)

### REBOUNDS

Season 4 vs. Wofford (11/19/23)  
Career 12 vs. Prairie View (12/11/22)

### ASSISTS

Season 1 (5x), last vs. FAU (11/26/23)  
Career 4 (3x), last vs. Illinois (1/7/21)

### BLOCKS

Season 3 vs. Wofford (11/19/23)  
Career 3 (4x), last vs. Wofford (11/19/23)

### STEALS

Season 2 (2x), last vs. FAU (11/26/23)  
Career 5 vs. Eastern Illinois (11/9/21)

### MINUTES

Season 29 vs. Boise State (11/23/23)  
Career 38 vs. Maryland (1/12/22)

### FIELD GOALS MADE

Season 3 vs. South Carolina (11/10/23)  
Career 6 (5x), last vs. Prairie View (12/11/22)

### FIELD GOALS ATTEMPTED

Season 7 vs. Louisville (12/3/23)  
Career 14 at Illinois (1/18/20)

### 3-PT. FIELD GOALS MADE

Season 1 vs. South Carolina (11/10/23)  
Career 4 vs. Prairie View (12/11/22)

### 3-PT. FIELD GOALS ATTEMPTED

Season 4 vs. Louisville (12/3/23)  
Career 11 vs. Indiana (2/15/23)

### FREE THROWS MADE

Season 2 (4x), last at Auburn (11/29/23)  
Career 10 vs. Chicago State (11/7/22)

### FREE THROWS ATTEMPTED

Season 2 (5x), last at Auburn (11/29/23)  
Career 11 vs. Chicago State (11/7/22)

- Stretch four that will greatly impact winning with the Hokies. *Last name pronounced: bear-IN*
- Strong defender and vocal leader.
- Has learned over the course of his career how to win and close out games.
- Veteran player who has competed in over 100 career games.
- Led Northwestern to its second-ever NCAA tournament appearance in 2023.
- Owner of two dogs: Smokey (chihuahua) and Stella (Labrador retriever/mutt mix); girlfriend owns Ivy (golden retriever), so three dogs total in their household.
- Sister, Annemarie, attends VCOM in Blacksburg.
- Earned undergraduate degree in learning and organization change in 2022 from Northwestern.
- Close to finishing first master's degree in sports administration from Northwestern.
- Pursuing a master's degree in applied animal behavior and welfare.

## 2023-24 GAME-BY-GAME STATS

| Opponent          | Date       | GS | MIN      | Total         |              | 3-Pointers  |             | Free throws |             | Rebounds    |          |           | PF        | A          | TO        | BLK      | STL      | PTS       | AVG      |           |            |
|-------------------|------------|----|----------|---------------|--------------|-------------|-------------|-------------|-------------|-------------|----------|-----------|-----------|------------|-----------|----------|----------|-----------|----------|-----------|------------|
|                   |            |    |          | FG-FGA        | PCT          | 3FG-3FGA    | PCT         | FT-FTA      | PCT         | OFF         | DEF      | TOT       |           |            |           |          |          |           |          | AVG       |            |
| Coppin St.        | 11/06/2023 | *  | 14:47    | 1-4           | .250         | 0-2         | .000        | 0-0         | .000        | 1           | 1        | 2         | 2.0       | 4          | 0         | 3        | 1        | 0         | 2        | 2.0       |            |
| vs South Carolina | 11/10/2023 | *  | 17:11    | 3-5           | .600         | 1-3         | .333        | 0-0         | .000        | 1           | 0        | 1         | 1.5       | 0          | 1         | 0        | 1        | 0         | 7        | 4.5       |            |
| Campbell          | 11/15/2023 | *  | 27:49    | 2-5           | .400         | 0-2         | .000        | 2-2         | 1.000       | 0           | 3        | 3         | 2.0       | 1          | 1         | 0        | 2        | 2         | 6        | 5.0       |            |
| Wofford           | 11/19/2023 | *  | 23:25    | 1-3           | .333         | 0-1         | .000        | 1-2         | .500        | 0           | 4        | 4         | 2.5       | 4          | 1         | 3        | 3        | 1         | 3        | 4.5       |            |
| vs Boise St.      | 11/23/2023 | *  | 28:22    | 1-3           | .333         | 0-0         | .000        | 2-2         | 1.000       | 0           | 3        | 3         | 2.6       | 4          | 1         | 1        | 2        | 1         | 4        | 4.4       |            |
| vs Iowa St.       | 11/24/2023 | *  | 15:54    | 1-4           | .250         | 0-2         | .000        | 2-2         | 1.000       | 1           | 1        | 2         | 2.5       | 4          | 0         | 0        | 0        | 0         | 4        | 4.3       |            |
| vs Fla. Atlantic  | 11/26/2023 | *  | 17:01    | 0-2           | .000         | 0-0         | .000        | 0-0         | .000        | 1           | 1        | 2         | 2.4       | 0          | 1         | 0        | 0        | 2         | 0        | 3.7       |            |
| at Auburn         | 11/29/2023 | *  | 10:48    | 0-1           | .000         | 0-1         | .000        | 2-2         | 1.000       | 0           | 2        | 2         | 2.4       | 5          | 0         | 1        | 1        | 0         | 2        | 3.5       |            |
| Louisville        | 12/03/2023 | *  | 12:47    | 1-7           | .143         | 0-4         | .000        | 0-0         | .000        | 0           | 1        | 1         | 2.2       | 0          | 0         | 0        | 1        | 0         | 2        | 3.3       |            |
| <b>Totals</b>     |            |    | <b>9</b> | <b>168:04</b> | <b>10-34</b> | <b>.294</b> | <b>1-15</b> | <b>.067</b> | <b>9-10</b> | <b>.900</b> | <b>4</b> | <b>16</b> | <b>20</b> | <b>2.2</b> | <b>22</b> | <b>5</b> | <b>8</b> | <b>11</b> | <b>6</b> | <b>30</b> | <b>3.3</b> |

### Player Averages

| Games Played | Minutes/game | Points/game | FG Pct | 3FG Pct | FT Pct | Rebounds/game | Assists/game | Turnovers/game | Assist/Turnover ratio | Steals/game | Blocks/game |
|--------------|--------------|-------------|--------|---------|--------|---------------|--------------|----------------|-----------------------|-------------|-------------|
| 9            | 18.7         | 3.3         | 29.4   | 6.7     | 90.0   | 2.2           | 0.6          | 0.9            | 0.6                   | 0.7         | 1.2         |

## PRODUCTION TRACKER

|                              | This Season | Career |
|------------------------------|-------------|--------|
| Scored 10+ Points            | -           | 24     |
| Scored 20+ Points            | -           | 2      |
| Led Tech in Scoring          | -           | -      |
| Had 10+ Rebounds             | -           | 3      |
| Led Tech in Rebounding       | -           | -      |
| Had a Double-Double          | -           | 2      |
| Shot over 50% from the floor | 1           | 30     |
| Made 3+ 3FGs                 | -           | 7      |
| Shot 5+ Free Throws          | -           | 2      |



## CAREER STATS

| SEASON              | TEAM | GP-GS          | MIN/AVG          | FG-FGA         | FG%         | 3FG-3FGA       | 3FG%        | FT-FTA         | FT%         | OFF        | DEF        | TOT        | AVG        | PF-FO         | A         | TO        | BLK       | STL       | PTS        | AVG        |
|---------------------|------|----------------|------------------|----------------|-------------|----------------|-------------|----------------|-------------|------------|------------|------------|------------|---------------|-----------|-----------|-----------|-----------|------------|------------|
| 2019-20             | NU   | 31-18          | 590/19.0         | 55-141         | .390        | 20-50          | .400        | 26-40          | .650        | 26         | 78         | 104        | 3.4        | 73-3          | 19        | 26        | 17        | 5         | 156        | 5.0        |
| 2020-21             | NU   | 24-18          | 485/20.2         | 48-108         | .444        | 20-57          | .351        | 20-30          | .667        | 10         | 55         | 65         | 2.7        | 62-3          | 26        | 15        | 10        | 7         | 136        | 5.7        |
| 2021-22             | NU   | 31-30          | 677/21.8         | 73-156         | .468        | 30-82          | .366        | 21-28          | .750        | 29         | 103        | 132        | 4.3        | 75-5          | 20        | 21        | 23        | 21        | 197        | 6.4        |
| 2022-23             | NU   | 34-34          | 875/25.7         | 80-217         | .369        | 39-113         | .345        | 56-66          | .848        | 39         | 114        | 153        | 4.5        | 69-0          | 21        | 21        | 24        | 18        | 255        | 7.5        |
| 2023-24             | VT   | 9-9            | 168/18.7         | 10-34          | .294        | 1-15           | .067        | 9-10           | .900        | 4          | 16         | 20         | 2.2        | 22-1          | 5         | 8         | 11        | 6         | 30         | 3.3        |
| <b>TOTAL FOR VT</b> |      | <b>9-9</b>     | <b>168/18.7</b>  | <b>10-34</b>   | <b>.294</b> | <b>1-15</b>    | <b>.067</b> | <b>9-10</b>    | <b>.900</b> | <b>4</b>   | <b>16</b>  | <b>20</b>  | <b>2.2</b> | <b>22-1</b>   | <b>5</b>  | <b>8</b>  | <b>11</b> | <b>6</b>  | <b>30</b>  | <b>3.3</b> |
| <b>TOTAL</b>        |      | <b>129-109</b> | <b>2795/21.7</b> | <b>266-656</b> | <b>.405</b> | <b>110-317</b> | <b>.347</b> | <b>132-174</b> | <b>.759</b> | <b>108</b> | <b>366</b> | <b>474</b> | <b>3.7</b> | <b>301-12</b> | <b>91</b> | <b>91</b> | <b>85</b> | <b>57</b> | <b>774</b> | <b>6.0</b> |

# 33 MICHAEL WARD

**SOPHOMORE** Guard | 6-2 | 175 | Business  
Bethesda, Maryland | Walt Whitman



- Recruited as a preferred walk-on.
- Appeared in six games, logging a total of six minutes in 2022-23.
- Averaged 15.1 points, 5.7 rebounds, 1.9 assists, and 1.4 steals per game for Whitman in 2021-22.
- Shot 38% from 3-point range (57-149) and helped lead the Vikings to a 13-9 overall record and a berth in the 4A West Regional semifinals.
- Named First-Team 4A South Division and to the Montgomery County 4A South All-Division Team.

## SEASON/CAREER BESTS

### POINTS

Season -  
Career -

### REBOUNDS

Season -  
Career -

### ASSISTS

Season -  
Career -

### BLOCKS

Season -  
Career -

### STEALS

Season -  
Career -

### MINUTES

Season -  
Career 2 vs. Dayton (12/7/22)

### FIELD GOALS MADE

Season -  
Career -

### FIELD GOALS ATTEMPTED

Season -  
Career 2 at Louisville (2/28/23)

### 3-PT. FIELD GOALS MADE

Season -  
Career -

### 3-PT. FIELD GOALS ATTEMPTED

Season -  
Career 1 at Louisville (2/28/23)

### FREE THROWS MADE

Season -  
Career -

### FREE THROWS ATTEMPTED

Season -  
Career -

## 2023-24 GAME-BY-GAME STATS

## PRODUCTION TRACKER

This Season

|                      |   |
|----------------------|---|
| Scored 5+ Points     | - |
| Scored 10+ Points    | - |
| Made Multiple 3FGs   | - |
| Made 3+ 3FGs         | - |
| Led Tech in 3FGM     | - |
| Shot over 40% from 3 | - |
| Played 5+ Minutes    | - |
| Had Multiple Assists | - |
| Had Multiple Steals  | - |



## CAREER STATS

| SEASON       | TEAM | GP-GS      | MIN/AVG      | FG-FGA     | FG%         | 3FG-3FGA   | 3FG%        | FT-FTA     | FT%         | OFF      | DEF      | TOT      | AVG        | PF         | FO       | A        | TO       | BLK      | STL      | PTS      | AVG        |
|--------------|------|------------|--------------|------------|-------------|------------|-------------|------------|-------------|----------|----------|----------|------------|------------|----------|----------|----------|----------|----------|----------|------------|
| 2022-23      | VT   | 6-0        | 6/1.0        | 0-2        | .000        | 0-1        | .000        | 0-0        | .000        | 0        | 0        | 0        | 0.0        | 0-0        | 0        | 1        | 0        | 0        | 0        | 0        | 0.0        |
| <b>TOTAL</b> |      | <b>6-0</b> | <b>6/1.0</b> | <b>0-2</b> | <b>.000</b> | <b>0-1</b> | <b>.000</b> | <b>0-0</b> | <b>.000</b> | <b>0</b> | <b>0</b> | <b>0</b> | <b>0.0</b> | <b>0-0</b> | <b>0</b> | <b>1</b> | <b>0</b> | <b>0</b> | <b>0</b> | <b>0</b> | <b>0.0</b> |



# 34 MYLYJAE POTEA

SENIOR Forward | 6-9 | 265 | Sociology  
Reidsville, North Carolina | Rice



## SEASON/CAREER BESTS

### POINTS

Season 9 (2x), last vs. South Carolina (11/10/23)  
Career 18 vs. UAB (1/8/22)

### REBOUNDS

Season 5 vs. Wofford (11/19/23)  
Career 11 vs. Ohio (3/19/22)

### ASSISTS

Season 2 vs. Wofford (11/19/23)  
Career 3 vs. Jarvis Christian (2/8/22)

### BLOCKS

Season 1 (2x), last vs. Iowa State (11/24/23)  
Career 1 (17x), last vs. Boise State (11/23/23)

### STEALS

Season 1 (3x), last vs. FAU (11/26/23)  
Career 2 at Western Kentucky (2/13/21)

### MINUTES

Season 16 vs. Louisville (12/3/23)  
Career 25 vs. Clemson (1/4/23)

### FIELD GOALS MADE

Season 4 vs. Coppin State (11/6/23)  
Career 7 at Western Kentucky (1/13/22)

### FIELD GOALS ATTEMPTED

Season 5 vs. Coppin State (11/6/23)  
Career 10 at Western Kentucky (1/13/22)

### 3-PT. FIELD GOALS MADE

Season -  
Career -

### 3-PT. FIELD GOALS ATTEMPTED

Season -  
Career 1 at UAB (1/23/21)

### FREE THROWS MADE

Season 3 vs. South Carolina (11/10/23)  
Career 9 at Louisiana Tech (1/27/22)

### FREE THROWS ATTEMPTED

Season 4 (2x), last vs. FAU (11/26/23)  
Career 10 at Louisiana Tech (1/27/22)

## CAREER STATS

| SEASON              | TEAM | GP-GS       | MIN/AVG          | FG-FGA         | FG%         | 3FG-3FGA   | 3FG%        | FT-FTA         | FT%         | OFF        | DEF        | TOT        | AVG        | PF-FO        | A         | TO        | BLK       | STL       | PTS        | AVG        |
|---------------------|------|-------------|------------------|----------------|-------------|------------|-------------|----------------|-------------|------------|------------|------------|------------|--------------|-----------|-----------|-----------|-----------|------------|------------|
| 2020-21             | Rice | 13-0        | 131/10.1         | 19-29          | .655        | 0-1        | .000        | 20-25          | .800        | 11         | 24         | 35         | 2.7        | 25-0         | 6         | 15        | 4         | 3         | 58         | 4.5        |
| 2021-22             | Rice | 33-3        | 454/13.8         | 93-150         | .620        | 0-0        | .000        | 67-99          | .677        | 58         | 79         | 137        | 4.2        | 67-1         | 12        | 40        | 8         | 4         | 253        | 7.7        |
| 2022-23             | VT   | 34-0        | 297/8.7          | 34-53          | .642        | 0-0        | .000        | 49-66          | .742        | 28         | 39         | 67         | 2.0        | 49-0         | 10        | 16        | 5         | 5         | 117        | 3.4        |
| 2023-24             | VT   | 9-0         | 119/13.2         | 20-29          | .690        | 0-0        | .000        | 12-17          | .706        | 11         | 10         | 21         | 2.3        | 13-0         | 7         | 5         | 2         | 3         | 52         | 5.8        |
| <b>TOTAL FOR VT</b> |      | <b>43-0</b> | <b>416/9.7</b>   | <b>54-82</b>   | <b>.659</b> | <b>0-0</b> | <b>.000</b> | <b>61-83</b>   | <b>.735</b> | <b>39</b>  | <b>49</b>  | <b>88</b>  | <b>2.0</b> | <b>62-0</b>  | <b>17</b> | <b>21</b> | <b>7</b>  | <b>8</b>  | <b>169</b> | <b>3.9</b> |
| <b>TOTAL</b>        |      | <b>89-3</b> | <b>1000/11.2</b> | <b>166-261</b> | <b>.636</b> | <b>0-1</b> | <b>.000</b> | <b>148-207</b> | <b>.715</b> | <b>108</b> | <b>152</b> | <b>260</b> | <b>2.9</b> | <b>154-1</b> | <b>35</b> | <b>76</b> | <b>19</b> | <b>15</b> | <b>480</b> | <b>5.4</b> |

- Has drawn high praise from Coach Young since arriving in Blacksburg – credits his footwork and hands. *Name pronounced: muh-LIE-juhl POH-teet*
- Going into his senior season in the best shape he's ever been.
- Dialed up a season-high 15 points in Tech's 79-72 win over Pitt in 2022-23.
- All-ACC Academic Team honoree in 2022-23.
- Finished with a 64.2% field-goal percentage in his first season in Blacksburg.
- Tallied 311 career points and 172 career rebounds at Rice.
- Averaged 6.8 points and 3.7 rebounds per game for his career as an Owl.
- Recorded a pair of double-doubles in 2021-22.
- Connected on 70.2% (87-124) of his attempts from the floor in two seasons at Rice.
- One of five players to play all 33 games for the Owls in 2021-22.
- His 62.0 field-goal percentage was the seventh-highest in a season in program history in 2021-22.
- Reached double-figure scoring 14 times in 2021-22, leading the Owls in scoring and rebounding five times.

## 2023-24 GAME-BY-GAME STATS

| Opponent          | Date       | GS | MIN      | Total         |              | 3-Pointers  |            | Free throws |              | Rebounds    |           |           | PF        | A          | TO        | BLK      | STL      | PTS      | AVG      |           |            |
|-------------------|------------|----|----------|---------------|--------------|-------------|------------|-------------|--------------|-------------|-----------|-----------|-----------|------------|-----------|----------|----------|----------|----------|-----------|------------|
|                   |            |    |          | FG-FGA        | PCT          | 3FG-3FGA    | PCT        | FT-FTA      | PCT          | OFF         | DEF       | TOT       |           |            |           |          |          |          |          | AVG       |            |
| Coppin St.        | 11/06/2023 |    | 15:25    | 4-5           | .800         | 0-0         | .000       | 1-2         | .500         | 1           | 2         | 3         | 3.0       | 1          | 1         | 0        | 0        | 0        | 9        | 9.0       |            |
| vs South Carolina | 11/10/2023 |    | 13:30    | 3-3           | 1.000        | 0-0         | .000       | 3-4         | .750         | 1           | 0         | 1         | 2.0       | 2          | 0         | 1        | 0        | 1        | 9        | 9.0       |            |
| Campbell          | 11/15/2023 |    | 14:18    | 3-4           | .750         | 0-0         | .000       | 2-2         | 1.000        | 2           | 1         | 3         | 2.3       | 1          | 0         | 1        | 0        | 8        | 8.7      |           |            |
| Wofford           | 11/19/2023 |    | 14:19    | 2-3           | .667         | 0-0         | .000       | 0-0         | .000         | 3           | 2         | 5         | 3.0       | 2          | 2         | 0        | 1        | 4        | 7.5      |           |            |
| vs Boise St.      | 11/23/2023 |    | 10:51    | 2-2           | 1.000        | 0-0         | .000       | 0-0         | .000         | 1           | 0         | 1         | 2.6       | 3          | 1         | 0        | 1        | 0        | 4        | 6.8       |            |
| vs Iowa St.       | 11/24/2023 |    | 10:57    | 0-1           | .000         | 0-0         | .000       | 1-2         | .500         | 2           | 0         | 2         | 2.5       | 0          | 1         | 0        | 1        | 0        | 1        | 5.8       |            |
| vs Fla. Atlantic  | 11/26/2023 |    | 15:12    | 2-3           | .667         | 0-0         | .000       | 2-4         | .500         | 0           | 2         | 2         | 2.4       | 0          | 1         | 1        | 0        | 1        | 6        | 5.9       |            |
| at Auburn         | 11/29/2023 |    | 09:11    | 1-4           | .250         | 0-0         | .000       | 2-2         | 1.000        | 1           | 1         | 2         | 2.4       | 2          | 0         | 0        | 0        | 0        | 4        | 5.6       |            |
| Louisville        | 12/03/2023 |    | 15:13    | 3-4           | .750         | 0-0         | .000       | 1-1         | 1.000        | 0           | 2         | 2         | 2.3       | 2          | 1         | 0        | 0        | 0        | 7        | 5.8       |            |
| <b>Totals</b>     |            |    | <b>0</b> | <b>118:56</b> | <b>20-29</b> | <b>.690</b> | <b>0-0</b> | <b>.000</b> | <b>12-17</b> | <b>.706</b> | <b>11</b> | <b>10</b> | <b>21</b> | <b>2.3</b> | <b>13</b> | <b>7</b> | <b>5</b> | <b>2</b> | <b>3</b> | <b>52</b> | <b>5.8</b> |

## Player Averages

| Games Played | Minutes/game | Points/game | FG Pct | 3FG Pct | FT Pct | Rebounds/game | Assists/game | Turnovers/game | Assist/Turnover ratio | Steals/game | Blocks/game |
|--------------|--------------|-------------|--------|---------|--------|---------------|--------------|----------------|-----------------------|-------------|-------------|
| 9            | 13.2         | 5.8         | 69.0   | 0.0     | 70.6   | 2.3           | 0.8          | 0.6            | 1.4                   | 0.3         | 0.2         |

## PRODUCTION TRACKER

|                              | This Season | Career |
|------------------------------|-------------|--------|
| Scored 10+ Points            | -           | 17     |
| Had 10+ Rebounds             | -           | 2      |
| Had Multiple Blocks          | -           | -      |
| Led Tech in Blocks           | 1           | 2      |
| Had Multiple Steals          | -           | 1      |
| Shot over 50% from the floor | 7           | 50     |
| Played 10+ Minutes           | 8           | 53     |
| Shot 5+ Free Throws          | -           | 11     |
| Had Multiple Dunks           | -           | 3      |



# 55 CONNER VENABLE

**FRESHMAN** Guard | 6-3 | 190 | Multimedia Journalism and Architecture  
Washington, D.C. | The Heights School



- Recruited as a preferred walk-on.
- Two-time WCAC All-Conference Honorable Mention in 2021-22 and 2022-2023 at The Heights School in Potomac, Md.
- As the Cavaliers' leading scorer, averaged 25.5 points, 7.2 rebounds, 6.5 assists, 4.1 steals per game across a three-year career at The Heights School.
- Led the Cavaliers to their first WCAC win in two years.
- Brother Ra'Mond Hines played at Georgetown (2014-18) and competed in the 2015 NCAA tournament.

## SEASON/CAREER BESTS

### POINTS

Season -  
Career -

### REBOUNDS

Season -  
Career -

### ASSISTS

Season -  
Career -

### BLOCKS

Season -  
Career -

### STEALS

Season -  
Career -

### MINUTES

Season -  
Career -

### FIELD GOALS MADE

Season -  
Career -

### FIELD GOALS ATTEMPTED

Season -  
Career -

### 3-PT. FIELD GOALS MADE

Season -  
Career -

### 3-PT. FIELD GOALS ATTEMPTED

Season -  
Career -

### FREE THROWS MADE

Season -  
Career -

### FREE THROWS ATTEMPTED

Season -  
Career -

## CAREER STATS

## 2023-24 GAME-BY-GAME STATS

## PRODUCTION TRACKER

|                      | This Season |
|----------------------|-------------|
| Scored 5+ Points     | -           |
| Scored 10+ Points    | -           |
| Made Multiple 3FGs   | -           |
| Made 3+ 3FGs         | -           |
| Led Tech in 3FGM     | -           |
| Shot over 40% from 3 | -           |
| Played 5+ Minutes    | -           |
| Had Multiple Assists | -           |
| Had Multiple Steals  | -           |



# VIRGINIA TECH MEN'S BASKETBALL

## COMBINED TEAM STATS

### Game Records

| Record         | Overall | Home | Away | Neutral |
|----------------|---------|------|------|---------|
| ALL GAMES      | 6-3     | 4-0  | 0-1  | 2-2     |
| CONFERENCE     | 1-0     | 1-0  | 0-0  | 0-0     |
| NON-CONFERENCE | 5-3     | 3-0  | 0-1  | 2-2     |

### Score by Periods

| Team          | 1st | 2nd | OT | TOT |
|---------------|-----|-----|----|-----|
| Virginia Tech | 307 | 363 | 0  | 670 |
| Opponents     | 273 | 344 | 0  | 617 |

### Team Box Score

| No.              | Player               |          |             |      | Total          |             | 3-Point       |             | F-Throw        |             | Rebounds  |            |            |             |            |          |            |            |           |           |            |             |
|------------------|----------------------|----------|-------------|------|----------------|-------------|---------------|-------------|----------------|-------------|-----------|------------|------------|-------------|------------|----------|------------|------------|-----------|-----------|------------|-------------|
|                  |                      | GP-GS    | MIN         | AVG  | FG-FGA         | FG%         | 3FG-3FGA      | 3FG%        | FT-FTA         | FT%         | OFF       | DEF        | TOT        | AVG         | PF         | DQ       | A          | TO         | BLK       | STL       | PTS        | AVG         |
| 15               | KIDD, Lynn           | 9-9      | 229:26      | 25.5 | 51-74          | .689        | 0-0           | .000        | 34-40          | .850        | 16        | 51         | 67         | 7.4         | 16         | 0        | 11         | 16         | 3         | 6         | 136        | 15.1        |
| 0                | CATTOOR, Hunter      | 9-9      | 293:58      | 32.7 | 36-86          | .419        | 24-65         | .369        | 35-39          | .897        | 2         | 23         | 25         | 2.8         | 22         | 1        | 12         | 12         | 1         | 7         | 131        | 14.6        |
| 3                | PEDULLA, Sean        | 9-9      | 263:43      | 29.3 | 40-105         | .381        | 12-35         | .343        | 31-40          | .775        | 5         | 33         | 38         | 4.2         | 19         | 0        | 41         | 27         | 0         | 9         | 123        | 13.7        |
| 23               | NICKEL, Tyler        | 8-2      | 192:05      | 24.0 | 17-45          | .378        | 10-31         | .323        | 13-18          | .722        | 8         | 11         | 19         | 2.4         | 10         | 0        | 10         | 6          | 3         | 4         | 57         | 7.1         |
| 34               | POTEAT, Mylyjael     | 9-0      | 118:56      | 13.2 | 20-29          | .690        | 0-0           | .000        | 12-17          | .706        | 11        | 10         | 21         | 2.3         | 13         | 0        | 7          | 5          | 2         | 3         | 52         | 5.8         |
| 2                | COLLINS, MJ          | 8-7      | 176:47      | 22.1 | 13-53          | .245        | 3-14          | .214        | 15-15          | 1.000       | 4         | 13         | 17         | 2.1         | 11         | 0        | 18         | 6          | 1         | 12        | 44         | 5.5         |
| 11               | CAMDEN, John         | 4-0      | 28:19       | 7.1  | 5-10           | .500        | 5-7           | .714        | 3-5            | .600        | 2         | 7          | 9          | 2.3         | 2          | 0        | 1          | 3          | 0         | 1         | 18         | 4.5         |
| 4                | LONG, Mekhi          | 9-0      | 180:47      | 20.1 | 13-32          | .406        | 0-6           | .000        | 12-20          | .600        | 12        | 35         | 47         | 5.2         | 25         | 2        | 10         | 11         | 0         | 7         | 38         | 4.2         |
| 31               | BERAN, Robbie        | 9-9      | 168:04      | 18.7 | 10-34          | .294        | 1-15          | .067        | 9-10           | .900        | 4         | 16         | 20         | 2.2         | 22         | 1        | 5          | 8          | 11        | 6         | 30         | 3.3         |
| 10               | RECHSTEINER, Brandon | 9-0      | 78:36       | 8.7  | 7-15           | .467        | 5-11          | .455        | 4-5            | .800        | 2         | 3          | 5          | 0.6         | 5          | 0        | 12         | 2          | 0         | 1         | 23         | 2.6         |
| 13               | YOUNG, Jaydon        | 7-0      | 66:00       | 9.4  | 5-16           | .313        | 5-11          | .455        | 2-2            | 1.000       | 0         | 4          | 4          | 0.6         | 3          | 0        | 9          | 3          | 0         | 3         | 17         | 2.4         |
| 5                | WESSLER, Patrick     | 2-0      | 03:18       | 1.7  | 0-1            | .000        | 0-0           | .000        | 1-2            | .500        | 0         | 2          | 2          | 1.0         | 0          | 0        | 1          | 0          | 0         | 0         | 1          | 0.5         |
| Team             |                      |          |             |      |                |             |               |             |                |             | 18        | 12         | 30         |             |            |          |            | 4          |           |           |            |             |
| <b>Total</b>     |                      | <b>9</b> | <b>1800</b> |      | <b>217-500</b> | <b>.434</b> | <b>65-195</b> | <b>.333</b> | <b>171-213</b> | <b>.803</b> | <b>84</b> | <b>220</b> | <b>304</b> | <b>33.8</b> | <b>148</b> | <b>4</b> | <b>137</b> | <b>103</b> | <b>21</b> | <b>59</b> | <b>670</b> | <b>74.4</b> |
| <b>Opponents</b> |                      | <b>9</b> | <b>1800</b> |      | <b>218-502</b> | <b>.434</b> | <b>63-187</b> | <b>.337</b> | <b>118-165</b> | <b>.715</b> | <b>85</b> | <b>211</b> | <b>296</b> | <b>32.9</b> | <b>167</b> | <b>2</b> | <b>105</b> | <b>126</b> | <b>33</b> | <b>54</b> | <b>617</b> | <b>68.6</b> |

### Team Statistics

|                        | VT             | OPP            |
|------------------------|----------------|----------------|
| <b>Scoring</b>         | <b>670</b>     | <b>617</b>     |
| Points per game        | 74.4           | 68.6           |
| Scoring margin         | +5.9           | -              |
| <b>Field goals-att</b> | <b>217-500</b> | <b>218-502</b> |
| Field goal pct         | .434           | .434           |
| <b>3 point fg-att</b>  | <b>65-195</b>  | <b>63-187</b>  |
| 3-point FG pct         | .333           | .337           |
| 3-pt FG made per game  | 7.2            | 7.0            |
| <b>Free throws-att</b> | <b>171-213</b> | <b>118-165</b> |
| Free throw pct         | .803           | .715           |
| F-Throws made per game | 19.0           | 13.1           |
| <b>Rebounds</b>        | <b>304</b>     | <b>296</b>     |
| Rebounds per game      | 33.8           | 32.9           |
| Rebounding margin      | +0.9           | -              |
| <b>Assists</b>         | <b>137</b>     | <b>105</b>     |
| Assists per game       | 15.2           | 11.7           |
| <b>Turnovers</b>       | <b>103</b>     | <b>126</b>     |
| Turnovers per game     | 11.4           | 14.0           |
| Turnover margin        | +2.6           | -              |
| Assist/turnover ratio  | 1.3            | 0.8            |
| <b>Steals</b>          | <b>59</b>      | <b>54</b>      |
| Steals per game        | 6.6            | 6.0            |
| <b>Blocks</b>          | <b>21</b>      | <b>33</b>      |
| Blocks per game        | 2.3            | 3.7            |
| <b>Winning streak</b>  | <b>1</b>       | <b>-</b>       |
| Home win streak        | 4              | -              |
| <b>Attendance</b>      | <b>28331</b>   | <b>9121</b>    |
| Home games-Avg/Game    | 4-7083         | 1-9121         |
| Neutral site-Avg/Game  | -              | 4-3587         |

### Team Results

| Date       | Opponent          |   | Score  | Att. |
|------------|-------------------|---|--------|------|
| 11/06/2023 | Coppin St.        | W | 100-55 | 8925 |
| 11/10/2023 | vs South Carolina | L | 77-79  | 6783 |
| 11/15/2023 | Campbell          | W | 60-44  | 5899 |
| 11/19/2023 | Wofford           | W | 98-76  | 4582 |
| 11/23/2023 | vs Boise St.      | W | 82-75  | 2458 |
| 11/24/2023 | vs Iowa St.       | W | 71-62  | 2579 |
| 11/26/2023 | vs Fla. Atlantic  | L | 50-84  | 2528 |
| 11/29/2023 | at Auburn         | L | 57-74  | 9121 |
| 12/03/2023 | Louisville        | W | 75-68  | 8925 |

# VIRGINIA TECH MEN'S BASKETBALL

## COMBINED TEAM STATS (ACC ONLY)

### Game Records

| Record         | Overall | Home | Away | Neutral |
|----------------|---------|------|------|---------|
| ALL GAMES      | 1-0     | 1-0  | 0-0  | 0-0     |
| CONFERENCE     | 1-0     | 1-0  | 0-0  | 0-0     |
| NON-CONFERENCE | 0-0     | 0-0  | 0-0  | 0-0     |

### Score by Periods

| Team          | 1st | 2nd | OT | TOT |
|---------------|-----|-----|----|-----|
| Virginia Tech | 30  | 45  | 0  | 75  |
| Opponents     | 31  | 37  | 0  | 68  |

### Team Box Score

| No.              | Player               | Total    |            |      |              |             | 3-Point     |             |              | F-Throw     |          | Rebounds  |           |             |           | Other Stats |           |           |          |          |           |             |  |
|------------------|----------------------|----------|------------|------|--------------|-------------|-------------|-------------|--------------|-------------|----------|-----------|-----------|-------------|-----------|-------------|-----------|-----------|----------|----------|-----------|-------------|--|
|                  |                      | GP-GS    | MIN        | AVG  | FG-FGA       | FG%         | 3FG-3FGA    | 3FG%        | FT-FTA       | FT%         | OFF      | DEF       | TOT       | AVG         | PF        | DQ          | A         | TO        | BLK      | STL      | PTS       | AVG         |  |
| 2                | COLLINS, MJ          | 1-0      | 23:49      | 23.8 | 5-10         | .500        | 3-3         | 1.000       | 7-7          | 1.000       | 2        | 2         | 4         | 4.0         | 3         | 0           | 4         | 1         | 0        | 0        | 20        | 20.0        |  |
| 15               | KIDD, Lynn           | 1-1      | 24:39      | 24.7 | 8-13         | .615        | 0-0         | .000        | 3-4          | .750        | 0        | 4         | 4         | 4.0         | 4         | 0           | 1         | 1         | 0        | 0        | 19        | 19.0        |  |
| 0                | CATTOOR, Hunter      | 1-1      | 38:27      | 38.5 | 3-6          | .500        | 1-3         | .333        | 5-5          | 1.000       | 1        | 2         | 3         | 3.0         | 2         | 0           | 2         | 2         | 0        | 3        | 12        | 12.0        |  |
| 3                | PEDULLA, Sean        | 1-1      | 26:19      | 26.3 | 2-6          | .333        | 0-3         | .000        | 4-6          | .667        | 1        | 4         | 5         | 5.0         | 4         | 0           | 4         | 4         | 0        | 0        | 8         | 8.0         |  |
| 34               | POTEAT, Mylyjael     | 1-0      | 15:13      | 15.2 | 3-4          | .750        | 0-0         | .000        | 1-1          | 1.000       | 0        | 2         | 2         | 2.0         | 2         | 0           | 1         | 0         | 0        | 0        | 7         | 7.0         |  |
| 4                | LONG, Mekhi          | 1-0      | 27:20      | 27.3 | 1-3          | .333        | 0-1         | .000        | 2-4          | .500        | 2        | 6         | 8         | 8.0         | 0         | 0           | 1         | 1         | 0        | 2        | 4         | 4.0         |  |
| 23               | NICKEL, Tyler        | 1-1      | 24:48      | 24.8 | 1-6          | .167        | 1-6         | .167        | 0-0          | .000        | 0        | 2         | 2         | 2.0         | 2         | 0           | 2         | 0         | 1        | 1        | 3         | 3.0         |  |
| 31               | BERAN, Robbie        | 1-1      | 12:47      | 12.8 | 1-7          | .143        | 0-4         | .000        | 0-0          | .000        | 0        | 1         | 1         | 1.0         | 0         | 0           | 0         | 0         | 1        | 0        | 2         | 2.0         |  |
| 13               | YOUNG, Jaydon        | 1-0      | 03:06      | 3.1  | 0-0          | .000        | 0-0         | .000        | 0-0          | .000        | 0        | 0         | 0         | 0.0         | 0         | 0           | 0         | 0         | 0        | 0        | 0         | 0.0         |  |
| 10               | RECHSTEINER, Brandon | 1-0      | 03:31      | 3.5  | 0-0          | .000        | 0-0         | .000        | 0-0          | .000        | 0        | 0         | 0         | 0.0         | 0         | 0           | 1         | 0         | 0        | 0        | 0         | 0.0         |  |
| Team             |                      |          |            |      |              |             |             |             |              |             | 2        | 1         | 3         |             |           |             | 1         |           |          |          |           |             |  |
| <b>Total</b>     |                      | <b>1</b> | <b>200</b> |      | <b>24-55</b> | <b>.436</b> | <b>5-20</b> | <b>.250</b> | <b>22-27</b> | <b>.815</b> | <b>8</b> | <b>24</b> | <b>32</b> | <b>32.0</b> | <b>17</b> | <b>0</b>    | <b>16</b> | <b>10</b> | <b>2</b> | <b>6</b> | <b>75</b> | <b>75.0</b> |  |
| <b>Opponents</b> |                      | <b>1</b> | <b>200</b> |      | <b>23-57</b> | <b>.404</b> | <b>6-19</b> | <b>.316</b> | <b>16-18</b> | <b>.889</b> | <b>9</b> | <b>24</b> | <b>33</b> | <b>33.0</b> | <b>21</b> | <b>0</b>    | <b>11</b> | <b>14</b> | <b>4</b> | <b>6</b> | <b>68</b> | <b>68.0</b> |  |

### Team Statistics

|                        | VT           | OPP          |
|------------------------|--------------|--------------|
| <b>Scoring</b>         | <b>75</b>    | <b>68</b>    |
| Points per game        | 75.0         | 68.0         |
| Scoring margin         | +7.0         | -            |
| <b>Field goals-att</b> | <b>24-55</b> | <b>23-57</b> |
| Field goal pct         | .436         | .404         |
| <b>3 point fg-att</b>  | <b>5-20</b>  | <b>6-19</b>  |
| 3-point FG pct         | .250         | .316         |
| 3-pt FG made per game  | 5.0          | 6.0          |
| <b>Free throws-att</b> | <b>22-27</b> | <b>16-18</b> |
| Free throw pct         | .815         | .889         |
| F-Throws made per game | 22.0         | 16.0         |
| <b>Rebounds</b>        | <b>32</b>    | <b>33</b>    |
| Rebounds per game      | 32.0         | 33.0         |
| Rebounding margin      | -1.0         | -            |
| <b>Assists</b>         | <b>16</b>    | <b>11</b>    |
| Assists per game       | 16.0         | 11.0         |
| <b>Turnovers</b>       | <b>10</b>    | <b>14</b>    |
| Turnovers per game     | 10.0         | 14.0         |
| Turnover margin        | +4.0         | -            |
| Assist/turnover ratio  | 1.6          | 0.8          |
| <b>Steals</b>          | <b>6</b>     | <b>6</b>     |
| Steals per game        | 6.0          | 6.0          |
| <b>Blocks</b>          | <b>2</b>     | <b>4</b>     |
| Blocks per game        | 2.0          | 4.0          |
| <b>Winning streak</b>  | <b>1</b>     | <b>-</b>     |
| Home win streak        | 1            | -            |
| <b>Attendance</b>      | <b>8925</b>  | <b>0</b>     |
| Home games-Avg/Game    | 1-8925       | 0-0          |
| Neutral site-Avg/Game  | -            | 0-0          |

### Team Results

| Date       | Opponent   | Score   | Att. |
|------------|------------|---------|------|
| 12/03/2023 | Louisville | W 75-68 | 8925 |

# VIRGINIA TECH MEN'S BASKETBALL

## TEAM GAME-BY-GAME

| Opponent          | Date       | Score      | W | Total          |             | 3-Pointers    |             | Free throws    |             | Rebounds  |            |            |             | PF         | A          | TO         | BLK       | STL       | PTS        | AVG         |
|-------------------|------------|------------|---|----------------|-------------|---------------|-------------|----------------|-------------|-----------|------------|------------|-------------|------------|------------|------------|-----------|-----------|------------|-------------|
|                   |            |            |   | FG-FGA         | PCT         | 3FG-3FGA      | PCT         | FT-FTA         | PCT         | OFF       | DEF        | TOT        | AVG         |            |            |            |           |           |            |             |
| Coppin St.        | 11/06/2023 | 100-55     | W | 32-62          | .516        | 13-31         | .419        | 23-29          | .793        | 14        | 29         | 43         | 43.0        | 16         | 29         | 11         | 4         | 9         | 100        | 100.0       |
| vs South Carolina | 11/10/2023 | 77-79      | L | 26-52          | .500        | 7-22          | .318        | 18-22          | .818        | 6         | 17         | 23         | 33.0        | 12         | 13         | 5          | 1         | 8         | 77         | 88.5        |
| Campbell          | 11/15/2023 | 60-44      | W | 22-58          | .379        | 4-19          | .211        | 12-15          | .800        | 9         | 25         | 34         | 33.3        | 11         | 14         | 7          | 3         | 6         | 60         | 79.0        |
| Wofford           | 11/19/2023 | 98-76      | W | 33-58          | .569        | 10-20         | .500        | 22-26          | .846        | 9         | 27         | 36         | 34.0        | 20         | 20         | 11         | 4         | 6         | 98         | 83.8        |
| vs Boise St.      | 11/23/2023 | 82-75      | W | 26-55          | .473        | 7-18          | .389        | 23-27          | .852        | 4         | 24         | 28         | 32.8        | 19         | 14         | 9          | 4         | 6         | 82         | 83.4        |
| vs Iowa St.       | 11/24/2023 | 71-62      | W | 20-49          | .408        | 11-28         | .393        | 20-23          | .870        | 8         | 27         | 35         | 33.2        | 18         | 16         | 15         | 1         | 7         | 71         | 81.3        |
| vs Fla. Atlantic  | 11/26/2023 | 50-84      | L | 20-60          | .333        | 2-17          | .118        | 8-13           | .615        | 9         | 20         | 29         | 32.6        | 10         | 8          | 14         | 0         | 6         | 50         | 76.9        |
| at Auburn         | 11/29/2023 | 57-74      | L | 14-51          | .275        | 6-20          | .300        | 23-31          | .742        | 17        | 27         | 44         | 34.0        | 25         | 7          | 21         | 2         | 5         | 57         | 74.4        |
| Louisville        | 12/03/2023 | 75-68      | W | 24-55          | .436        | 5-20          | .250        | 22-27          | .815        | 8         | 24         | 32         | 33.8        | 17         | 16         | 10         | 2         | 6         | 75         | 74.4        |
| <b>Total</b>      |            | <b>670</b> |   | <b>217-500</b> | <b>.434</b> | <b>65-195</b> | <b>.333</b> | <b>171-213</b> | <b>.803</b> | <b>84</b> | <b>220</b> | <b>304</b> | <b>33.8</b> | <b>148</b> | <b>137</b> | <b>103</b> | <b>21</b> | <b>59</b> | <b>670</b> | <b>74.4</b> |
| Opponents         |            | 617        |   | 218-502        | .434        | 63-187        | .337        | 118-165        | .715        | 85        | 211        | 296        | 32.9        | 167        | 105        | 126        | 33        | 54        | 617        | 68.6        |

### Virginia Tech Averages

| Games Played | Points/game | FG Pct | 3FG Pct | FT Pct | Rebounds/game | Assists/game | Turnovers/game | Assist/Turnover ratio | Steals/game | Blocks/game |
|--------------|-------------|--------|---------|--------|---------------|--------------|----------------|-----------------------|-------------|-------------|
| 9            | 74.4        | 43.4   | 33.3    | 80.3   | 33.8          | 15.2         | 11.4           | 1.3                   | 6.6         | 2.3         |

## OPPONENTS GAME-BY-GAME

| Opponent          | Date       | Score      | W | Total          |             | 3-Pointers    |             | Free throws    |             | Rebounds  |            |            |             |            |            |            |           |           |            |             |
|-------------------|------------|------------|---|----------------|-------------|---------------|-------------|----------------|-------------|-----------|------------|------------|-------------|------------|------------|------------|-----------|-----------|------------|-------------|
|                   |            |            |   | FG-FGA         | PCT         | 3FG-3FGA      | PCT         | FT-FTA         | PCT         | OFF       | DEF        | TOT        | AVG         | PF         | A          | TO         | BLK       | STL       | PTS        | AVG         |
| Coppin St.        | 11/06/2023 | 100-55     | W | 19-51          | .373        | 5-17          | .294        | 12-18          | .667        | 4         | 18         | 22         | 22.0        | 21         | 5          | 19         | 4         | 6         | 55         | 55.0        |
| vs South Carolina | 11/10/2023 | 77-79      | L | 31-55          | .564        | 10-21         | .476        | 7-8            | .875        | 8         | 22         | 30         | 26.0        | 16         | 16         | 10         | 2         | 2         | 79         | 67.0        |
| Campbell          | 11/15/2023 | 60-44      | W | 14-51          | .275        | 5-19          | .263        | 11-16          | .688        | 14        | 24         | 38         | 30.0        | 13         | 10         | 16         | 3         | 4         | 44         | 59.3        |
| Wofford           | 11/19/2023 | 98-76      | W | 26-61          | .426        | 13-31         | .419        | 11-16          | .688        | 10        | 18         | 28         | 29.5        | 20         | 13         | 15         | 4         | 3         | 76         | 63.5        |
| vs Boise St.      | 11/23/2023 | 82-75      | W | 27-57          | .474        | 8-21          | .381        | 13-16          | .813        | 8         | 27         | 35         | 30.6        | 20         | 10         | 16         | 3         | 3         | 75         | 65.8        |
| vs Iowa St.       | 11/24/2023 | 71-62      | W | 21-50          | .420        | 5-21          | .238        | 15-26          | .577        | 9         | 21         | 30         | 30.5        | 19         | 12         | 13         | 1         | 9         | 62         | 65.2        |
| vs Fla. Atlantic  | 11/26/2023 | 50-84      | L | 33-58          | .569        | 9-22          | .409        | 9-11           | .818        | 6         | 34         | 40         | 31.9        | 15         | 16         | 15         | 5         | 10        | 84         | 67.9        |
| at Auburn         | 11/29/2023 | 57-74      | L | 24-62          | .387        | 2-16          | .125        | 24-36          | .667        | 17        | 23         | 40         | 32.9        | 22         | 12         | 8          | 7         | 11        | 74         | 68.6        |
| Louisville        | 12/03/2023 | 75-68      | W | 23-57          | .404        | 6-19          | .316        | 16-18          | .889        | 9         | 24         | 33         | 32.9        | 21         | 11         | 14         | 4         | 6         | 68         | 68.6        |
| <b>Total</b>      |            | <b>617</b> |   | <b>218-502</b> | <b>.434</b> | <b>63-187</b> | <b>.337</b> | <b>118-165</b> | <b>.715</b> | <b>85</b> | <b>211</b> | <b>296</b> | <b>32.9</b> | <b>167</b> | <b>105</b> | <b>126</b> | <b>33</b> | <b>54</b> | <b>617</b> | <b>68.6</b> |
| Virginia Tech     |            | 670        |   | 217-500        | .434        | 65-195        | .333        | 171-213        | .803        | 84        | 220        | 304        | 33.8        | 148        | 137        | 103        | 21        | 59        | 670        | 74.4        |

### Opponents Averages

| Games Played | Points/game | FG Pct | 3FG Pct | FT Pct | Rebounds/game | Assists/game | Turnovers/game | Assist/Turnover ratio | Steals/game | Blocks/game |
|--------------|-------------|--------|---------|--------|---------------|--------------|----------------|-----------------------|-------------|-------------|
| 9            | 68.6        | 43.4   | 33.7    | 71.5   | 32.9          | 11.7         | 14.0           | 0.8                   | 6.0         | 3.7         |

TEAM CATEGORY LEADERS

Points

| ## | Player               | G | Pts | Pts/G |
|----|----------------------|---|-----|-------|
| 15 | Kidd, Lynn           | 9 | 136 | 15.1  |
| 0  | Cattoor, Hunter      | 9 | 131 | 14.6  |
| 3  | Pedulla, Sean        | 9 | 123 | 13.7  |
| 23 | Nickel, Tyler        | 8 | 57  | 7.1   |
| 34 | Poteat, Mylyjael     | 9 | 52  | 5.8   |
| 2  | Collins, MJ          | 8 | 44  | 5.5   |
| 4  | Long, Mekhi          | 9 | 38  | 4.2   |
| 31 | Beran, Robbie        | 9 | 30  | 3.3   |
| 10 | Rechsteiner, Brandon | 9 | 23  | 2.6   |
| 11 | Camden, John         | 4 | 18  | 4.5   |
| 13 | Young, Jaydon        | 7 | 17  | 2.4   |
| 5  | Wessler, Patrick     | 2 | 1   | 0.5   |

Scoring Average

| ## | Player               | G | Pts | Pts/G |
|----|----------------------|---|-----|-------|
| 15 | Kidd, Lynn           | 9 | 136 | 15.1  |
| 0  | Cattoor, Hunter      | 9 | 131 | 14.6  |
| 3  | Pedulla, Sean        | 9 | 123 | 13.7  |
| 23 | Nickel, Tyler        | 8 | 57  | 7.1   |
| 34 | Poteat, Mylyjael     | 9 | 52  | 5.8   |
| 2  | Collins, MJ          | 8 | 44  | 5.5   |
| 11 | Camden, John         | 4 | 18  | 4.5   |
| 4  | Long, Mekhi          | 9 | 38  | 4.2   |
| 31 | Beran, Robbie        | 9 | 30  | 3.3   |
| 10 | Rechsteiner, Brandon | 9 | 23  | 2.6   |
| 13 | Young, Jaydon        | 7 | 17  | 2.4   |
| 5  | Wessler, Patrick     | 2 | 1   | 0.5   |

Field Goal Percentage

| ## | Player               | FG | Att | Pct  |
|----|----------------------|----|-----|------|
| 34 | Poteat, Mylyjael     | 20 | 29  | .690 |
| 15 | Kidd, Lynn           | 51 | 74  | .689 |
| 11 | Camden, John         | 5  | 10  | .500 |
| 10 | Rechsteiner, Brandon | 7  | 15  | .467 |
| 0  | Cattoor, Hunter      | 36 | 86  | .419 |
| 4  | Long, Mekhi          | 13 | 32  | .406 |
| 3  | Pedulla, Sean        | 40 | 105 | .381 |
| 23 | Nickel, Tyler        | 17 | 45  | .378 |
| 13 | Young, Jaydon        | 5  | 16  | .313 |
| 31 | Beran, Robbie        | 10 | 34  | .294 |
| 2  | Collins, MJ          | 13 | 53  | .245 |

Field Goal Attempts

| ## | Player          | G | Att | Att/G |
|----|-----------------|---|-----|-------|
| 3  | Pedulla, Sean   | 9 | 105 | 11.7  |
| 0  | Cattoor, Hunter | 9 | 86  | 9.6   |
| 15 | Kidd, Lynn      | 9 | 74  | 8.2   |
| 2  | Collins, MJ     | 8 | 53  | 6.6   |
| 23 | Nickel, Tyler   | 8 | 45  | 5.6   |

Field Goals Made

| ## | Player           | G | Made | Made/G |
|----|------------------|---|------|--------|
| 15 | Kidd, Lynn       | 9 | 51   | 5.7    |
| 3  | Pedulla, Sean    | 9 | 40   | 4.4    |
| 0  | Cattoor, Hunter  | 9 | 36   | 4.0    |
| 34 | Poteat, Mylyjael | 9 | 20   | 2.2    |
| 23 | Nickel, Tyler    | 8 | 17   | 2.1    |

3-Point FG Percentage

| ## | Player               | 3FG | Att | Pct  |
|----|----------------------|-----|-----|------|
| 11 | Camden, John         | 5   | 7   | .714 |
| 10 | Rechsteiner, Brandon | 5   | 11  | .455 |
| 13 | Young, Jaydon        | 5   | 11  | .455 |
| 0  | Cattoor, Hunter      | 24  | 65  | .369 |
| 3  | Pedulla, Sean        | 12  | 35  | .343 |
| 23 | Nickel, Tyler        | 10  | 31  | .323 |
| 2  | Collins, MJ          | 3   | 14  | .214 |
| 31 | Beran, Robbie        | 1   | 15  | .067 |

3-Point FG Attempts

| ## | Player          | G | Att | Att/G |
|----|-----------------|---|-----|-------|
| 0  | Cattoor, Hunter | 9 | 65  | 7.2   |
| 3  | Pedulla, Sean   | 9 | 35  | 3.9   |
| 23 | Nickel, Tyler   | 8 | 31  | 3.9   |
| 31 | Beran, Robbie   | 9 | 15  | 1.7   |
| 2  | Collins, MJ     | 8 | 14  | 1.8   |

3-Point FG Made

| ## | Player               | G | Made | Made/G |
|----|----------------------|---|------|--------|
| 0  | Cattoor, Hunter      | 9 | 24   | 2.7    |
| 3  | Pedulla, Sean        | 9 | 12   | 1.3    |
| 23 | Nickel, Tyler        | 8 | 10   | 1.3    |
| 11 | Camden, John         | 4 | 5    | 1.3    |
| 10 | Rechsteiner, Brandon | 9 | 5    | 0.6    |

TEAM CATEGORY LEADERS

Free Throw Percentage

| ## | Player               | Made | Att | Pct   |
|----|----------------------|------|-----|-------|
| 2  | Collins, Mj          | 15   | 15  | 1.000 |
| 13 | Young, Jaydon        | 2    | 2   | 1.000 |
| 31 | Beran, Robbie        | 9    | 10  | .900  |
| 0  | Cattoor, Hunter      | 35   | 39  | .897  |
| 15 | Kidd, Lynn           | 34   | 40  | .850  |
| 10 | Rechsteiner, Brandon | 4    | 5   | .800  |
| 3  | Pedulla, Sean        | 31   | 40  | .775  |
| 23 | Nickel, Tyler        | 13   | 18  | .722  |
| 34 | Poteat, Mylyjael     | 12   | 17  | .706  |
| 11 | Camden, John         | 3    | 5   | .600  |
| 4  | Long, Mekhi          | 12   | 20  | .600  |
| 5  | Wessler, Patrick     | 1    | 2   | .500  |

Free Throw Attempts

| ## | Player          | G | Att | Att/G |
|----|-----------------|---|-----|-------|
| 15 | Kidd, Lynn      | 9 | 40  | 4.4   |
| 3  | Pedulla, Sean   | 9 | 40  | 4.4   |
| 0  | Cattoor, Hunter | 9 | 39  | 4.3   |
| 4  | Long, Mekhi     | 9 | 20  | 2.2   |
| 23 | Nickel, Tyler   | 8 | 18  | 2.3   |

Free Throws Made

| ## | Player          | G | Made | Made/G |
|----|-----------------|---|------|--------|
| 0  | Cattoor, Hunter | 9 | 35   | 3.9    |
| 15 | Kidd, Lynn      | 9 | 34   | 3.8    |
| 3  | Pedulla, Sean   | 9 | 31   | 3.4    |
| 2  | Collins, Mj     | 8 | 15   | 1.9    |
| 23 | Nickel, Tyler   | 8 | 13   | 1.6    |

Rebounds

| ## | Player           | G | Reb | Reb/G |
|----|------------------|---|-----|-------|
| 15 | Kidd, Lynn       | 9 | 67  | 7.4   |
| 4  | Long, Mekhi      | 9 | 47  | 5.2   |
| 3  | Pedulla, Sean    | 9 | 38  | 4.2   |
| 0  | Cattoor, Hunter  | 9 | 25  | 2.8   |
| 34 | Poteat, Mylyjael | 9 | 21  | 2.3   |

Assists

| ## | Player               | G | Ast | Ast/G |
|----|----------------------|---|-----|-------|
| 3  | Pedulla, Sean        | 9 | 41  | 4.6   |
| 2  | Collins, Mj          | 8 | 18  | 2.3   |
| 0  | Cattoor, Hunter      | 9 | 12  | 1.3   |
| 10 | Rechsteiner, Brandon | 9 | 12  | 1.3   |
| 15 | Kidd, Lynn           | 9 | 11  | 1.2   |

Rebounds Average

| ## | Player          | G | Reb | Reb/G |
|----|-----------------|---|-----|-------|
| 15 | Kidd, Lynn      | 9 | 67  | 7.4   |
| 4  | Long, Mekhi     | 9 | 47  | 5.2   |
| 3  | Pedulla, Sean   | 9 | 38  | 4.2   |
| 0  | Cattoor, Hunter | 9 | 25  | 2.8   |
| 23 | Nickel, Tyler   | 8 | 19  | 2.4   |

Steals

| ## | Player          | G | Stl | Stl/G |
|----|-----------------|---|-----|-------|
| 2  | Collins, Mj     | 8 | 12  | 1.5   |
| 3  | Pedulla, Sean   | 9 | 9   | 1.0   |
| 0  | Cattoor, Hunter | 9 | 7   | 0.8   |
| 4  | Long, Mekhi     | 9 | 7   | 0.8   |
| 15 | Kidd, Lynn      | 9 | 6   | 0.7   |

Offensive Rebounds

| ## | Player           | G | OReb | OReb/G |
|----|------------------|---|------|--------|
| 15 | Kidd, Lynn       | 9 | 16   | 1.8    |
| 4  | Long, Mekhi      | 9 | 12   | 1.3    |
| 34 | Poteat, Mylyjael | 9 | 11   | 1.2    |
| 23 | Nickel, Tyler    | 8 | 8    | 1.0    |
| 3  | Pedulla, Sean    | 9 | 5    | 0.6    |

Blocked Shots

| ## | Player           | G | Blk | Blk/G |
|----|------------------|---|-----|-------|
| 31 | Beran, Robbie    | 9 | 11  | 1.2   |
| 15 | Kidd, Lynn       | 9 | 3   | 0.3   |
| 23 | Nickel, Tyler    | 8 | 3   | 0.4   |
| 34 | Poteat, Mylyjael | 9 | 2   | 0.2   |
| 0  | Cattoor, Hunter  | 9 | 1   | 0.1   |

Defensive Rebounds

| ## | Player          | G | DReb | DReb/G |
|----|-----------------|---|------|--------|
| 15 | Kidd, Lynn      | 9 | 51   | 5.7    |
| 4  | Long, Mekhi     | 9 | 35   | 3.9    |
| 3  | Pedulla, Sean   | 9 | 33   | 3.7    |
| 0  | Cattoor, Hunter | 9 | 23   | 2.6    |
| 31 | Beran, Robbie   | 9 | 16   | 1.8    |

Minutes

| ## | Player          | G | Min | Min/G |
|----|-----------------|---|-----|-------|
| 0  | Cattoor, Hunter | 9 | 294 | 32:40 |
| 3  | Pedulla, Sean   | 9 | 264 | 29:18 |
| 15 | Kidd, Lynn      | 9 | 229 | 25:30 |
| 23 | Nickel, Tyler   | 8 | 192 | 24:01 |
| 4  | Long, Mekhi     | 9 | 181 | 20:05 |



TEAM CATEGORY LEADERS

Fouls

| ## | Player          | G | PF | PF/G |
|----|-----------------|---|----|------|
| 4  | Long, Mekhi     | 9 | 25 | 2.8  |
| 0  | Cattoor, Hunter | 9 | 22 | 2.4  |
| 31 | Beran, Robbie   | 9 | 22 | 2.4  |
| 3  | Pedulla, Sean   | 9 | 19 | 2.1  |
| 15 | Kidd, Lynn      | 9 | 16 | 1.8  |

Turnovers

| ## | Player          | G | TO | TO/G |
|----|-----------------|---|----|------|
| 3  | Pedulla, Sean   | 9 | 27 | 3.0  |
| 15 | Kidd, Lynn      | 9 | 16 | 1.8  |
| 0  | Cattoor, Hunter | 9 | 12 | 1.3  |
| 4  | Long, Mekhi     | 9 | 11 | 1.2  |
| 31 | Beran, Robbie   | 9 | 8  | 0.9  |

Foul Outs

| ## | Player          | G | FO |
|----|-----------------|---|----|
| 4  | Long, Mekhi     | 9 | 2  |
| 0  | Cattoor, Hunter | 9 | 1  |
| 31 | Beran, Robbie   | 9 | 1  |

TEAM GAME HIGHS

Virginia Tech - Game Highs

|                              |              |                                    |
|------------------------------|--------------|------------------------------------|
| <b>POINTS</b>                | 100          | Coppin St. (11/06/2023)            |
|                              | 98           | Wofford (11/19/2023)               |
|                              | 82           | vs Boise St. (N) (11/23/2023)      |
|                              | 77           | vs South Carolina (N) (11/10/2023) |
|                              | 75           | Louisville (12/03/2023)            |
| <b>FIELD GOALS MADE</b>      | 33           | Wofford (11/19/2023)               |
|                              | 32           | Coppin St. (11/06/2023)            |
| <b>FIELD GOAL ATTEMPTS</b>   | 62           | Coppin St. (11/06/2023)            |
|                              | 60           | vs Fla. Atlantic (N) (11/26/2023)  |
| <b>FIELD GOAL PERCENTAGE</b> | .569 (33-58) | Wofford (11/19/2023)               |
|                              | .516 (32-62) | Coppin St. (11/06/2023)            |
| <b>3 PT FG MADE</b>          | 13           | Coppin St. (11/06/2023)            |
|                              | 11           | vs Iowa St. (N) (11/24/2023)       |
| <b>3 PT FG ATTEMPTS</b>      | 31           | Coppin St. (11/06/2023)            |
|                              | 28           | vs Iowa St. (N) (11/24/2023)       |
| <b>3 PT FG PERCENTAGE</b>    | .500 (10-20) | Wofford (11/19/2023)               |
|                              | .419 (13-31) | Coppin St. (11/06/2023)            |
| <b>FREE THROWS MADE</b>      | 23           | at Auburn (11/29/2023)             |
|                              | 23           | vs Boise St. (N) (11/23/2023)      |
|                              | 23           | Coppin St. (11/06/2023)            |
| <b>FREE THROW ATTEMPTS</b>   | 31           | at Auburn (11/29/2023)             |
|                              | 29           | Coppin St. (11/06/2023)            |
| <b>FREE THROW PERCENTAGE</b> | .870 (20-23) | vs Iowa St. (N) (11/24/2023)       |
|                              | .852 (23-27) | vs Boise St. (N) (11/23/2023)      |
| <b>REBOUNDS</b>              | 44           | at Auburn (11/29/2023)             |
|                              | 43           | Coppin St. (11/06/2023)            |
| <b>ASSISTS</b>               | 29           | Coppin St. (11/06/2023)            |
|                              | 20           | Wofford (11/19/2023)               |
| <b>STEALS</b>                | 9            | Coppin St. (11/06/2023)            |
|                              | 8            | vs South Carolina (N) (11/10/2023) |
| <b>BLOCKED SHOTS</b>         | 4            | vs Boise St. (N) (11/23/2023)      |
|                              | 4            | Wofford (11/19/2023)               |
|                              | 4            | Coppin St. (11/06/2023)            |
| <b>TURNOVERS</b>             | 21           | at Auburn (11/29/2023)             |
|                              | 15           | vs Iowa St. (N) (11/24/2023)       |
| <b>FOULS</b>                 | 25           | at Auburn (11/29/2023)             |
|                              | 20           | Wofford (11/19/2023)               |

OPPONENT GAME HIGHS

Opponent - Game Highs

|                              |              |                                    |
|------------------------------|--------------|------------------------------------|
| <b>POINTS</b>                | 84           | vs Fla. Atlantic (N) (11/26/2023)  |
|                              | 79           | vs South Carolina (N) (11/10/2023) |
|                              | 76           | Wofford (11/19/2023)               |
|                              | 75           | vs Boise St. (N) (11/23/2023)      |
|                              | 74           | at Auburn (11/29/2023)             |
| <b>FIELD GOALS MADE</b>      | 33           | vs Fla. Atlantic (N) (11/26/2023)  |
|                              | 31           | vs South Carolina (N) (11/10/2023) |
| <b>FIELD GOAL ATTEMPTS</b>   | 62           | at Auburn (11/29/2023)             |
|                              | 61           | Wofford (11/19/2023)               |
| <b>FIELD GOAL PERCENTAGE</b> | .569 (33-58) | vs Fla. Atlantic (N) (11/26/2023)  |
|                              | .564 (31-55) | vs South Carolina (N) (11/10/2023) |
| <b>3 PT FG MADE</b>          | 13           | Wofford (11/19/2023)               |
|                              | 10           | vs South Carolina (N) (11/10/2023) |
| <b>3 PT FG ATTEMPTS</b>      | 31           | Wofford (11/19/2023)               |
|                              | 22           | vs Fla. Atlantic (N) (11/26/2023)  |
| <b>3 PT FG PERCENTAGE</b>    | .476 (10-21) | vs South Carolina (N) (11/10/2023) |
|                              | .419 (13-31) | Wofford (11/19/2023)               |
| <b>FREE THROWS MADE</b>      | 24           | at Auburn (11/29/2023)             |
|                              | 16           | Louisville (12/03/2023)            |
| <b>FREE THROW ATTEMPTS</b>   | 36           | at Auburn (11/29/2023)             |
|                              | 26           | vs Iowa St. (N) (11/24/2023)       |
| <b>FREE THROW PERCENTAGE</b> | .889 (16-18) | Louisville (12/03/2023)            |
|                              | .875 (7-8)   | vs South Carolina (N) (11/10/2023) |
| <b>REBOUNDS</b>              | 40           | at Auburn (11/29/2023)             |
|                              | 40           | vs Fla. Atlantic (N) (11/26/2023)  |
| <b>ASSISTS</b>               | 16           | vs Fla. Atlantic (N) (11/26/2023)  |
|                              | 16           | vs South Carolina (N) (11/10/2023) |
| <b>STEALS</b>                | 11           | at Auburn (11/29/2023)             |
|                              | 10           | vs Fla. Atlantic (N) (11/26/2023)  |
| <b>BLOCKED SHOTS</b>         | 7            | at Auburn (11/29/2023)             |
|                              | 5            | vs Fla. Atlantic (N) (11/26/2023)  |
| <b>TURNOVERS</b>             | 19           | Coppin St. (11/06/2023)            |
|                              | 16           | vs Boise St. (N) (11/23/2023)      |
|                              | 16           | Campbell (11/15/2023)              |
| <b>FOULS</b>                 | 22           | at Auburn (11/29/2023)             |
|                              | 21           | Louisville (12/03/2023)            |
|                              | 21           | vs Boise St. (N) (11/23/2023)      |
|                              | 21           | Coppin St. (11/06/2023)            |

TEAM GAME LOWS

Virginia Tech - Game Lows

|                              |      |         |                                    |
|------------------------------|------|---------|------------------------------------|
| <b>POINTS</b>                | 50   |         | vs Fla. Atlantic (N) (11/26/2023)  |
|                              | 57   |         | at Auburn (11/29/2023)             |
|                              | 60   |         | Campbell (11/15/2023)              |
|                              | 71   |         | vs Iowa St. (N) (11/24/2023)       |
|                              | 75   |         | Louisville (12/03/2023)            |
| <b>FIELD GOALS MADE</b>      | 14   |         | at Auburn (11/29/2023)             |
|                              | 20   |         | vs Fla. Atlantic (N) (11/26/2023)  |
|                              | 20   |         | vs Iowa St. (N) (11/24/2023)       |
| <b>FIELD GOAL ATTEMPTS</b>   | 49   |         | vs Iowa St. (N) (11/24/2023)       |
|                              | 51   |         | at Auburn (11/29/2023)             |
| <b>FIELD GOAL PERCENTAGE</b> | .275 | (14-51) | at Auburn (11/29/2023)             |
|                              | .333 | (20-60) | vs Fla. Atlantic (N) (11/26/2023)  |
| <b>3 PT FG MADE</b>          | 2    |         | vs Fla. Atlantic (N) (11/26/2023)  |
|                              | 4    |         | Campbell (11/15/2023)              |
| <b>3 PT FG ATTEMPTS</b>      | 17   |         | vs Fla. Atlantic (N) (11/26/2023)  |
|                              | 18   |         | vs Boise St. (N) (11/23/2023)      |
| <b>3 PT FG PERCENTAGE</b>    | .118 | (2-17)  | vs Fla. Atlantic (N) (11/26/2023)  |
|                              | .211 | (4-19)  | Campbell (11/15/2023)              |
| <b>FREE THROWS MADE</b>      | 8    |         | vs Fla. Atlantic (N) (11/26/2023)  |
|                              | 12   |         | Campbell (11/15/2023)              |
| <b>FREE THROW ATTEMPTS</b>   | 13   |         | vs Fla. Atlantic (N) (11/26/2023)  |
|                              | 15   |         | Campbell (11/15/2023)              |
| <b>FREE THROW PERCENTAGE</b> | .615 | (8-13)  | vs Fla. Atlantic (N) (11/26/2023)  |
|                              | .742 | (23-31) | at Auburn (11/29/2023)             |
| <b>REBOUNDS</b>              | 23   |         | vs South Carolina (N) (11/10/2023) |
|                              | 28   |         | vs Boise St. (N) (11/23/2023)      |
| <b>ASSISTS</b>               | 7    |         | at Auburn (11/29/2023)             |
|                              | 8    |         | vs Fla. Atlantic (N) (11/26/2023)  |
| <b>STEALS</b>                | 5    |         | at Auburn (11/29/2023)             |
|                              | 6    |         | Louisville (12/03/2023)            |
|                              | 6    |         | vs Fla. Atlantic (N) (11/26/2023)  |
|                              | 6    |         | vs Boise St. (N) (11/23/2023)      |
|                              | 6    |         | Wofford (11/19/2023)               |
|                              | 6    |         | Campbell (11/15/2023)              |
| <b>BLOCKED SHOTS</b>         | 0    |         | vs Fla. Atlantic (N) (11/26/2023)  |
|                              | 1    |         | vs Iowa St. (N) (11/24/2023)       |
|                              | 1    |         | vs South Carolina (N) (11/10/2023) |
| <b>TURNOVERS</b>             | 5    |         | vs South Carolina (N) (11/10/2023) |
|                              | 7    |         | Campbell (11/15/2023)              |
| <b>FOULS</b>                 | 10   |         | vs Fla. Atlantic (N) (11/26/2023)  |
|                              | 11   |         | Campbell (11/15/2023)              |

OPPONENT GAME LOWS

Opponent - Game Lows

|                              |      |         |                                    |
|------------------------------|------|---------|------------------------------------|
| <b>POINTS</b>                | 44   |         | Campbell (11/15/2023)              |
|                              | 55   |         | Coppin St. (11/06/2023)            |
|                              | 62   |         | vs Iowa St. (N) (11/24/2023)       |
|                              | 68   |         | Louisville (12/03/2023)            |
|                              | 74   |         | at Auburn (11/29/2023)             |
| <b>FIELD GOALS MADE</b>      | 14   |         | Campbell (11/15/2023)              |
|                              | 19   |         | Coppin St. (11/06/2023)            |
| <b>FIELD GOAL ATTEMPTS</b>   | 50   |         | vs Iowa St. (N) (11/24/2023)       |
|                              | 51   |         | Campbell (11/15/2023)              |
|                              | 51   |         | Coppin St. (11/06/2023)            |
| <b>FIELD GOAL PERCENTAGE</b> | .275 | (14-51) | Campbell (11/15/2023)              |
|                              | .373 | (19-51) | Coppin St. (11/06/2023)            |
| <b>3 PT FG MADE</b>          | 2    |         | at Auburn (11/29/2023)             |
|                              | 5    |         | vs Iowa St. (N) (11/24/2023)       |
|                              | 5    |         | Campbell (11/15/2023)              |
|                              | 5    |         | Coppin St. (11/06/2023)            |
| <b>3 PT FG ATTEMPTS</b>      | 16   |         | at Auburn (11/29/2023)             |
|                              | 17   |         | Coppin St. (11/06/2023)            |
| <b>3 PT FG PERCENTAGE</b>    | .125 | (2-16)  | at Auburn (11/29/2023)             |
|                              | .238 | (5-21)  | vs Iowa St. (N) (11/24/2023)       |
| <b>FREE THROWS MADE</b>      | 7    |         | vs South Carolina (N) (11/10/2023) |
|                              | 9    |         | vs Fla. Atlantic (N) (11/26/2023)  |
| <b>FREE THROW ATTEMPTS</b>   | 8    |         | vs South Carolina (N) (11/10/2023) |
|                              | 11   |         | vs Fla. Atlantic (N) (11/26/2023)  |
| <b>FREE THROW PERCENTAGE</b> | .577 | (15-26) | vs Iowa St. (N) (11/24/2023)       |
|                              | .667 | (24-36) | at Auburn (11/29/2023)             |
|                              | .667 | (12-18) | Coppin St. (11/06/2023)            |
| <b>REBOUNDS</b>              | 22   |         | Coppin St. (11/06/2023)            |
|                              | 28   |         | Wofford (11/19/2023)               |
| <b>ASSISTS</b>               | 5    |         | Coppin St. (11/06/2023)            |
|                              | 10   |         | vs Boise St. (N) (11/23/2023)      |
|                              | 10   |         | Campbell (11/15/2023)              |
| <b>STEALS</b>                | 2    |         | vs South Carolina (N) (11/10/2023) |
|                              | 3    |         | vs Boise St. (N) (11/23/2023)      |
|                              | 3    |         | Wofford (11/19/2023)               |
| <b>BLOCKED SHOTS</b>         | 1    |         | vs Iowa St. (N) (11/24/2023)       |
|                              | 2    |         | vs South Carolina (N) (11/10/2023) |
| <b>TURNOVERS</b>             | 8    |         | at Auburn (11/29/2023)             |
|                              | 10   |         | vs South Carolina (N) (11/10/2023) |
| <b>FOULS</b>                 | 13   |         | Campbell (11/15/2023)              |
|                              | 15   |         | vs Fla. Atlantic (N) (11/26/2023)  |

# VIRGINIA TECH MEN'S BASKETBALL

## BOX SCORES

### GAME 1: COPPIN STATE

| Official Basketball Box Score - Final              |         |       |      |       |          |       |    |    |    |    |        |    |     |     |
|--|---------|-------|------|-------|----------|-------|----|----|----|----|--------|----|-----|-----|
| Coppin St. at Virginia Tech                        |         |       |      |       |          |       |    |    |    |    |        |    |     |     |
| 11/06/23 Cassell Coliseum, Blacksburg, Va.         |         |       |      |       |          |       |    |    |    |    |        |    |     |     |
| 2023-24 Men's Basketball                           |         |       |      |       |          |       |    |    |    |    |        |    |     |     |
| Game Time: 8:01 PM                                 |         |       |      |       |          |       |    |    |    |    |        |    |     |     |
| Game Duration: 1:53                                |         |       |      |       |          |       |    |    |    |    |        |    |     |     |
| Attendance: 8,985                                  |         |       |      |       |          |       |    |    |    |    |        |    |     |     |
| Officials: Mark Schnur, Isaac Barnett, Paul Tuomey |         |       |      |       |          |       |    |    |    |    |        |    |     |     |
| <b>Coppin St. - 55</b>                             |         |       |      |       |          |       |    |    |    |    |        |    |     |     |
| Record: 0-1  |         |       |      |       |          |       |    |    |    |    |        |    |     |     |
| NO. Name   | Min     | FG    | 3P   | FT    | Rebounds | Fouls | TP | AS | TO | ST | Blocks | BS | BA  | +/- |
| 4 Khalil Horton                                    | F 21:45 | 0-2   | 0-1  | 0-0   | 2 2      | 2 1   | 0  | 1  | 3  | 0  | 0      | 0  | 0   | -19 |
| 35 Justin Winston                                  | F 18:55 | 2-9   | 2-5  | 6-6   | 0 2 2    | 3 4   | 12 | 1  | 2  | 0  | 1      | 1  | -19 |     |
| 2 Zahree Harrison                                  | G 25:15 | 1-4   | 0-2  | 0-0   | 0 2 2    | 3 1   | 2  | 1  | 3  | 1  | 0      | 0  | -30 |     |
| 13 Preist Ryan                                     | G 23:11 | 1-2   | 1-1  | 0-0   | 2 2 2    | 0 1   | 12 | 0  | 0  | 0  | 0      | 0  | -24 |     |
| 23 Camaren Sparrow                                 | G 25:32 | 2-3   | 1-1  | 2-2   | 0 0 0    | 1 2   | 7  | 1  | 0  | 1  | 0      | 0  | -20 |     |
| 0 Malik Battle                                     | 18:46   | 1-4   | 1-3  | 0-2   | 0 1 1    | 3 2   | 3  | 1  | 2  | 0  | 0      | 1  | -26 |     |
| 5 Greg Sparlock                                    | 07:01   | 0-0   | 0-0  | 0-0   | 0 1 1    | 3 1   | 0  | 0  | 2  | 0  | 1      | 0  | -10 |     |
| 20 Toto Fagbenle                                   | 21:20   | 4-6   | 0-0  | 2-2   | 1 4 5    | 2 1   | 10 | 0  | 2  | 0  | 3      | 1  | -31 |     |
| 10 Ryan Archey                                     | 19:13   | 4-10  | 0-2  | 0-2   | 1 0 1    | 3 1   | 8  | 0  | 0  | 0  | 0      | 0  | -26 |     |
| 33 Luka Tekavcic                                   | 10:05   | 0-0   | 0-0  | 1-2   | 0 1 1    | 1 2   | 1  | 0  | 2  | 1  | 0      | 0  | -8  |     |
| 1 Daquan Copeland                                  | 05:14   | 0-1   | 0-1  | 0-0   | 0 1 1    | 0 0   | 0  | 0  | 1  | 0  | 0      | 0  | -9  |     |
| 24 Ronnie Williams                                 | 01:17   | 0-0   | 0-0  | 0-0   | 0 0 0    | 0 0   | 0  | 0  | 0  | 0  | 0      | 0  | -3  |     |
| 11 Donald Ferguson                                 | 04:26   | 0-0   | 0-0  | 0-0   | 0 0 0    | 0 0   | 0  | 0  | 0  | 0  | 1      | 0  | 0   |     |
| <b>Team</b>  |         |       |      |       | 2 2 4    | 4     | 0  | 2  |    |    |        |    |     |     |
| <b>Totals</b>                                      |         | 19-51 | 5-17 | 12-18 | 4 18 22  | 21 16 | 55 | 5  | 19 | 6  | 4      | 4  | -45 |     |
| Technical Fouls: NONE                              |         |       |      |       |          |       |    |    |    |    |        |    |     |     |

| Official Basketball Box Score - Final              |         |       |       |       |          |       |     |    |    |    |        |    |    |     |
|--|---------|-------|-------|-------|----------|-------|-----|----|----|----|--------|----|----|-----|
| Virginia Tech - 100                                |         |       |       |       |          |       |     |    |    |    |        |    |    |     |
| 11/06/23 Cassell Coliseum, Blacksburg, Va.         |         |       |       |       |          |       |     |    |    |    |        |    |    |     |
| 2023-24 Men's Basketball                           |         |       |       |       |          |       |     |    |    |    |        |    |    |     |
| Game Time: 8:01 PM                                 |         |       |       |       |          |       |     |    |    |    |        |    |    |     |
| Game Duration: 1:53                                |         |       |       |       |          |       |     |    |    |    |        |    |    |     |
| Attendance: 8,985                                  |         |       |       |       |          |       |     |    |    |    |        |    |    |     |
| Officials: Mark Schnur, Isaac Barnett, Paul Tuomey |         |       |       |       |          |       |     |    |    |    |        |    |    |     |
| <b>Virginia Tech - 100</b>                         |         |       |       |       |          |       |     |    |    |    |        |    |    |     |
| Record: 1-0  |         |       |       |       |          |       |     |    |    |    |        |    |    |     |
| NO. Name   | Min     | FG    | 3P    | FT    | Rebounds | Fouls | TP  | AS | TO | ST | Blocks | BS | BA | +/- |
| 31 Robbie Beran                                    | F 14:47 | 1-4   | 0-2   | 0-0   | 1 1 2    | 4 0   | 2   | 0  | 3  | 0  | 1      | 0  | 8  |     |
| 15 Lynn Kidd                                       | C 22:53 | 6-6   | 0-0   | 2-5   | 3 8 11   | 1 4   | 14  | 0  | 3  | 0  | 1      | 0  | 25 |     |
| 0 Hunter Cattoor                                   | G 26:17 | 3-5   | 3-5   | 4-4   | 0 2 2    | 2 2   | 13  | 4  | 1  | 1  | 1      | 0  | 25 |     |
| 2 MJ Collins                                       | G 21:31 | 1-8   | 0-3   | 4-4   | 1 1 2    | 2 3   | 6   | 2  | 0  | 1  | 0      | 1  | 16 |     |
| 3 Sean Pedulla                                     | G 26:16 | 5-11  | 3-7   | 2-2   | 1 3 4    | 2 4   | 15  | 10 | 2  | 2  | 0      | 0  | 24 |     |
| 4 Mekhi Long                                       | 22:06   | 2-4   | 0-1   | 2-4   | 1 3 4    | 3 2   | 6   | 3  | 0  | 2  | 0      | 1  | 32 |     |
| 23 Tyler Nickel                                    | 20:06   | 4-9   | 2-6   | 2-2   | 3 4 7    | 1 1   | 12  | 1  | 0  | 1  | 0      | 1  | 28 |     |
| 34 Mylajael Poteat                                 | 15:25   | 4-5   | 0-0   | 1-2   | 1 2 3    | 1 1   | 9   | 1  | 0  | 0  | 0      | 1  | 21 |     |
| 13 Jaydon Young                                    | 13:39   | 2-4   | 2-3   | 2-2   | 0 2 2    | 0 1   | 8   | 5  | 1  | 2  | 0      | 1  | 19 |     |
| 10 Brandon Rechsteiner                             | 11:24   | 3-4   | 2-3   | 4-4   | 1 1 2    | 0 3   | 12  | 3  | 0  | 1  | 0      | 0  | 18 |     |
| 11 John Camden                                     | 05:36   | 1-2   | 1-1   | 0-0   | 0 2 2    | 0 0   | 3   | 0  | 1  | 0  | 0      | 0  | 9  |     |
| <b>Team</b>  |         |       |       |       | 2 0 2    | 0     | 0   | 0  |    |    |        |    |    |     |
| <b>Totals</b>                                      |         | 32-62 | 13-31 | 23-29 | 14 29 43 | 16 21 | 100 | 29 | 11 | 9  | 4      | 4  | 45 |     |
| Technical Fouls: NONE                              |         |       |       |       |          |       |     |    |    |    |        |    |    |     |

| Biggest lead              |                           | Points from Turnovers     |        | Period by Period Scoring |           |
|---------------------------|---------------------------|---------------------------|--------|--------------------------|-----------|
| Eagles                    | Hokies                    | Eagles                    | Hokies | 1st                      | 2nd       |
| 1 (1 <sup>st</sup> 17:03) | 47 (2 <sup>nd</sup> 1:21) | 4                         | 30     | Eagles                   | 19 36 55  |
| <b>Best Scoring Run</b>   | 5 (2 <sup>nd</sup> 6:26)  | 14 (1 <sup>st</sup> 7:41) | 18 36  | Hokies                   | 45 55 100 |
| <b>Lead Changes</b>       | 2                         | Second Chance             | 2 8    |                          |           |
| <b>Times Tied</b>         | 0                         | Fast Breaks               | 2 10   |                          |           |
| <b>Time with Lead</b>     | 00:27                     | Bench                     | 22 50  |                          |           |

### GAME 2: SOUTH CAROLINA

| Official Basketball Box Score - Final             |         |       |      |       |          |       |    |    |    |    |        |    |    |     |
|---|---------|-------|------|-------|----------|-------|----|----|----|----|--------|----|----|-----|
| Virginia Tech at South Carolina                   |         |       |      |       |          |       |    |    |    |    |        |    |    |     |
| 11/09/23 Spectrum Center, Charlotte, N.C.         |         |       |      |       |          |       |    |    |    |    |        |    |    |     |
| 2023-24 Men's Basketball                          |         |       |      |       |          |       |    |    |    |    |        |    |    |     |
| Game Time: 9:30 PM                                |         |       |      |       |          |       |    |    |    |    |        |    |    |     |
| Game Duration: 2:05                               |         |       |      |       |          |       |    |    |    |    |        |    |    |     |
| Attendance: 6,783                                 |         |       |      |       |          |       |    |    |    |    |        |    |    |     |
| Officials: Tony Greene, Ted Valentine, KB Burdett |         |       |      |       |          |       |    |    |    |    |        |    |    |     |
| <b>Virginia Tech - 77</b>                         |         |       |      |       |          |       |    |    |    |    |        |    |    |     |
| Record: 1-1                                       |         |       |      |       |          |       |    |    |    |    |        |    |    |     |
| NO. Name  | Min     | FG    | 3P   | FT    | Rebounds | Fouls | TP | AS | TO | ST | Blocks | BS | BA | +/- |
| 31 Robbie Beran                                   | F 17:11 | 3-5   | 1-3  | 0-0   | 1 0 1    | 0 0   | 7  | 1  | 0  | 0  | 1      | 0  | 3  |     |
| 15 Lynn Kidd                                      | C 26:28 | 5-7   | 0-0  | 2-2   | 1 5 6    | 2 2   | 12 | 2  | 2  | 2  | 0      | 0  | 4  |     |
| 0 Hunter Cattoor                                  | G 40:00 | 4-12  | 3-10 | 2-2   | 0 4 4    | 3 4   | 13 | 0  | 0  | 0  | 0      | 0  | -2 |     |
| 2 MJ Collins                                      | G 17:51 | 1-3   | 0-0  | 0-0   | 0 0 0    | 1 0   | 2  | 2  | 0  | 2  | 0      | 1  | 2  |     |
| 3 Sean Pedulla                                    | G 38:29 | 7-13  | 3-6  | 9-11  | 1 8 9    | 1 5   | 26 | 5  | 2  | 1  | 0      | 1  | -2 |     |
| 23 Tyler Nickel                                   | 22:09   | 0-3   | 0-2  | 2-2   | 0 0 0    | 0 1   | 2  | 1  | 0  | 0  | 0      | 0  | -4 |     |
| 34 Mylajael Poteat                                | 13:30   | 3-3   | 0-0  | 3-4   | 1 0 1    | 2 3   | 9  | 0  | 1  | 1  | 0      | 0  | 6  |     |
| 4 Mekhi Long                                      | 22:51   | 3-5   | 0-0  | 1-1   | 0 1 1    | 3 1   | 6  | 2  | 0  | 2  | 0      | 0  | -5 |     |
| 10 Brandon Rechsteiner                            | 01:31   | 0-1   | 0-1  | 0-0   | 0 0 0    | 0 0   | 0  | 0  | 0  | 0  | 0      | 0  | 0  |     |
| <b>Team</b>                                       |         |       |      |       | 1 0 1    | 0     | 0  | 0  |    |    |        |    |    |     |
| <b>Totals</b>                                     |         | 26-52 | 7-22 | 18-22 | 6 17 23  | 12 16 | 77 | 13 | 5  | 8  | 1      | 2  | -2 |     |
| Technical Fouls: NONE                             |         |       |      |       |          |       |    |    |    |    |        |    |    |     |

| Official Basketball Box Score - Final             |         |       |       |     |          |       |    |    |    |    |        |    |    |     |
|---|---------|-------|-------|-----|----------|-------|----|----|----|----|--------|----|----|-----|
| South Carolina - 79                               |         |       |       |     |          |       |    |    |    |    |        |    |    |     |
| 11/09/23 Spectrum Center, Blacksburg, Va.         |         |       |       |     |          |       |    |    |    |    |        |    |    |     |
| 2023-24 Men's Basketball                          |         |       |       |     |          |       |    |    |    |    |        |    |    |     |
| Game Time: 9:30 PM                                |         |       |       |     |          |       |    |    |    |    |        |    |    |     |
| Game Duration: 2:05                               |         |       |       |     |          |       |    |    |    |    |        |    |    |     |
| Attendance: 6,783                                 |         |       |       |     |          |       |    |    |    |    |        |    |    |     |
| Officials: Tony Greene, Ted Valentine, KB Burdett |         |       |       |     |          |       |    |    |    |    |        |    |    |     |
| <b>South Carolina - 79</b>                        |         |       |       |     |          |       |    |    |    |    |        |    |    |     |
| Record: 2-0                                       |         |       |       |     |          |       |    |    |    |    |        |    |    |     |
| NO. Name  | Min     | FG    | 3P    | FT  | Rebounds | Fouls | TP | AS | TO | ST | Blocks | BS | BA | +/- |
| 2 B.J. Mack                                       | F 25:46 | 9-16  | 1-4   | 0-1 | 1 5 6    | 3 3   | 19 | 1  | 1  | 0  | 0      | 0  | -3 |     |
| 4 Stephen Clark                                   | F 12:10 | 1-3   | 0-0   | 0-0 | 1 1 2    | 1 0   | 2  | 1  | 0  | 0  | 0      | 0  | -5 |     |
| 10 Myles Stute                                    | F 34:36 | 7-11  | 5-6   | 2-2 | 3 2 5    | 3 2   | 21 | 0  | 1  | 0  | 0      | 0  | 5  |     |
| 5 Meechie Johnson                                 | G 28:40 | 4-8   | 1-4   | 2-2 | 0 4 4    | 1 1   | 11 | 5  | 4  | 0  | 0      | 0  | -7 |     |
| 55 Talon Cooper                                   | G 31:16 | 5-8   | 2-4   | 0-0 | 2 2 2    | 1 1   | 12 | 7  | 0  | 0  | 0      | 0  | 0  |     |
| 1 Jacobi Wright                                   | 22:13   | 4-7   | 1-2   | 3-3 | 0 1 1    | 2 2   | 12 | 0  | 2  | 1  | 0      | 0  | 8  |     |
| 12 Zachary Davis                                  | 17:31   | 0-1   | 0-1   | 0-0 | 0 0 0    | 1 1   | 0  | 0  | 2  | 1  | 0      | 1  | 0  |     |
| 15 Morris Ugusku                                  | 12:24   | 0-0   | 0-0   | 0-0 | 0 1 1    | 1 0   | 0  | 0  | 2  | 1  | 0      | 1  | 3  |     |
| 31 Benjamin Bosmans-Vandorck                      | 15:24   | 1-1   | 0-0   | 0-0 | 3 4 7    | 2 2   | 0  | 0  | 1  | 0  | 0      | 0  | 5  |     |
| <b>Team</b>                                       |         |       |       |     | 0 2 2    | 0     | 0  | 0  |    |    |        |    |    |     |
| <b>Totals</b>                                     |         | 31-55 | 10-21 | 7-8 | 8 22 30  | 16 12 | 79 | 16 | 10 | 2  | 2      | 1  | 2  |     |
| Technical Fouls: NONE                             |         |       |       |     |          |       |    |    |    |    |        |    |    |     |

| Biggest lead              |                           | Points from Turnovers     |       | Period by Period Scoring |          |
|---------------------------|---------------------------|---------------------------|-------|--------------------------|----------|
| VT                        | USC                       | VT                        | USC   | 1st                      | 2nd      |
| 5 (1 <sup>st</sup> 16:13) | 10 (1 <sup>st</sup> 5:24) | 11                        | 7     | VT                       | 31 46 77 |
| <b>Best Scoring Run</b>   | 5 (1 <sup>st</sup> 16:13) | 12 (1 <sup>st</sup> 8:20) | 36 36 | USC                      | 38 41 79 |
| <b>Lead Changes</b>       | 3                         | Second Chance             | 7 12  |                          |          |
| <b>Times Tied</b>         | 6                         | Fast Breaks               | 6 0   |                          |          |
| <b>Time with Lead</b>     | 06:16                     | Bench                     | 17 14 |                          |          |

### GAME 3: CAMPBELL

| Official Basketball Box Score - Final               |         |       |      |       |          |       |    |    |    |    |        |    |     |     |
|---|---------|-------|------|-------|----------|-------|----|----|----|----|--------|----|-----|-----|
| Campbell at Virginia Tech                           |         |       |      |       |          |       |    |    |    |    |        |    |     |     |
| 11/15/23 Cassell Coliseum, Blacksburg, Va.          |         |       |      |       |          |       |    |    |    |    |        |    |     |     |
| 2023-24 Men's Basketball                            |         |       |      |       |          |       |    |    |    |    |        |    |     |     |
| Game Time: 6:00 PM                                  |         |       |      |       |          |       |    |    |    |    |        |    |     |     |
| Game Duration: 1:52                                 |         |       |      |       |          |       |    |    |    |    |        |    |     |     |
| Attendance: 5,899                                   |         |       |      |       |          |       |    |    |    |    |        |    |     |     |
| Officials: Ted Valentine, Doug Shows, Anthony Eades |         |       |      |       |          |       |    |    |    |    |        |    |     |     |
| <b>Campbell - 44</b>                                |         |       |      |       |          |       |    |    |    |    |        |    |     |     |
| Record: 1-2   |         |       |      |       |          |       |    |    |    |    |        |    |     |     |
| NO. Name  | Min     | FG    | 3P   | FT    | Rebounds | Fouls | TP | AS | TO | ST | Blocks | BS | BA  | +/- |
| 22 Laurynas Vaistasaras                             | F 16:07 | 0-6   | 0-3  | 3-4   | 1 4 5    | 3 2   | 3  | 1  | 1  | 0  | 0      | 0  | -13 |     |
| 0 Gediminas Mokseckas                               | G 25:38 | 2-5   | 1-3  | 0-0   | 1 1 2    | 1 0   | 5  | 2  | 0  | 0  | 0      | 0  | -20 |     |
| 1 Tasos Cook  | G 13:41 | 1-2   | 1-1  | 0-0   | 0 1 1    | 0 0   | 3  | 0  | 2  | 0  | 0      | 0  | -12 |     |
| 0 Mason Grant                                       | G 18:54 | 0-4   | 0-0  | 0-0   | 1 2 3    | 3 0   | 0  | 0  | 1  | 0  | 2      | 0  | -17 |     |
| 10 Anthony Dell'Orso                                | G 38:33 | 2-13  | 1-3  | 1-3   | 2 6 8    | 0 3   | 6  | 4  | 5  | 0  | 0      | 1  | -14 |     |
| 2 Colby Duggan                                      | 16:11   | 1-2   | 1-2  | 0-0   | 1 1 1    | 2 0   | 3  | 1  | 0  | 0  | 0      | 0  | -1  |     |
| 13 Jasin Sinani                                     | 26:30   | 2-5   | 1-3  | 0-0   | 2 3 5    | 1 0   | 5  | 0  | 0  | 0  | 0      | 0  | -6  |     |
| 35 Alex Kotov                                       | 23:52   | 2-6   | 0-1  | 5-6   | 1 3 4    | 1 3   | 9  | 2  | 2  | 3  | 0      | 0  | -3  |     |
| 5 Elijah Walsh                                      | 20:33   | 4-8   | 0-3  | 2-3   | 3 6 2    | 2 3   | 10 | 1  | 1  | 0  | 0      | 0  | 4   |     |
| <b>Team</b>   |         |       |      |       | 3 0 3    | 0     | 0  | 2  |    |    |        |    |     |     |
| <b>Totals</b>                                       |         | 14-51 | 5-19 | 11-16 | 14 24 38 | 13 11 | 44 | 10 | 16 | 4  | 3      | 3  | -16 |     |
| Technical Fouls: NONE                               |         |       |      |       |          |       |    |    |    |    |        |    |     |     |

| Official Basketball Box Score - Final               |         |      |     |     |          |       |    |    |    |    |        |    |    |     |
|---|---------|------|-----|-----|----------|-------|----|----|----|----|--------|----|----|-----|
| Virginia Tech - 60                                  |         |      |     |     |          |       |    |    |    |    |        |    |    |     |
| 11/15/23 Cassell Coliseum, Blacksburg, Va.          |         |      |     |     |          |       |    |    |    |    |        |    |    |     |
| 2023-24 Men's Basketball                            |         |      |     |     |          |       |    |    |    |    |        |    |    |     |
| Game Time: 6:00 PM                                  |         |      |     |     |          |       |    |    |    |    |        |    |    |     |
| Game Duration: 1:52                                 |         |      |     |     |          |       |    |    |    |    |        |    |    |     |
| Attendance: 5,899                                   |         |      |     |     |          |       |    |    |    |    |        |    |    |     |
| Officials: Ted Valentine, Doug Shows, Anthony Eades |         |      |     |     |          |       |    |    |    |    |        |    |    |     |
| <b>Virginia Tech - 60</b>                           |         |      |     |     |          |       |    |    |    |    |        |    |    |     |
| Record: 2-1   |         |      |     |     |          |       |    |    |    |    |        |    |    |     |
| NO. Name  | Min     | FG   | 3P  | FT  | Rebounds | Fouls | TP | AS | TO | ST | Blocks | BS | BA | +/- |
| 31 Robbie Beran                                     | F 27:49 | 2-5  | 0-2 | 2-2 | 0 3 3    | 1 1   | 6  | 1  | 2  | 0  | 2      | 1  | 15 |     |
| 15 Lynn Kidd  | C 24:48 | 9-12 | 0-0 | 6-7 | 5 10 15  | 2 4   | 24 | 1  | 0  | 0  | 0      | 0  | 11 |     |
| 0 Hunter Cattoor                                    | G 35:01 | 4-11 | 4-9 | 0   |          |       |    |    |    |    |        |    |    |     |

# VIRGINIA TECH MEN'S BASKETBALL

## BOX SCORES

### GAME 5: BOISE STATE

| Official Basketball Box Score - Final                   |         |       |      |       |          |       |    |    |    |    |        |   | Game Time: 8:00 PM                                 |                          |       |       |
|---|---------|-------|------|-------|----------|-------|----|----|----|----|--------|---|--|--------------------------|-------|-------|
| Boise St. at Virginia Tech                              |         |       |      |       |          |       |    |    |    |    |        |   | Game Duration: 2:00                                |                          |       |       |
| 11/23/23 State Farm Field House, Lake Buena Vista, Fla. |         |       |      |       |          |       |    |    |    |    |        |   | Attendance: 2,458                                  |                          |       |       |
| 2023-24 Men's Basketball                                |         |       |      |       |          |       |    |    |    |    |        |   | Officials: Doug Simmons, Chance Moore, Nomi Kidwai |                          |       |       |
| Boise St. - 75  |         |       |      |       |          |       |    |    |    |    |        |   | Record: 2-2  |                          |       |       |
| NO. Name  | Min     | FG    | 3P   | FT    | Rebounds | Fouls | TP | AS | TO | ST | Blocks | + | -  | Shooting By Period       |       |       |
| 2 Tyson Degenhart                                       | F 36:26 | 5-7   | 0-1  | 8-9   | 3 5 8    | 2 10  | 18 | 2  | 0  | 0  | 2      | 0 | -1   | 1 <sup>st</sup> FG%      | 17-35 | 48.6% |
| 31 Cam Martin   | F 27:13 | 2-6   | 0-1  | 4-4   | 1 3 4    | 2 4   | 8  | 1  | 3  | 1  | 0      | 0 | -1   | 3 <sup>rd</sup> FT%      | 5-12  | 41.7% |
| 11 Chibuzo Agbo   | G 36:07 | 6-12  | 3-8  | 0-0   | 1 8 9    | 4 1   | 15 | 1  | 2  | 0  | 0      | 0 | -2   | FT%                      | 2-4   | 50%   |
| 12 Max Rice   | G 33:39 | 5-12  | 2-7  | 0-0   | 0 5 5    | 3 1   | 12 | 2  | 6  | 0  | 0      | 0 | -3   | 2 <sup>nd</sup> FG%      | 10-22 | 45.5% |
| 15 Jacx Whiting   | G 19:16 | 2-4   | 0-0  | 0-0   | 0 1 1    | 1 0   | 4  | 0  | 1  | 2  | 0      | 0 | -1   | 3 <sup>rd</sup> FT%      | 3-9   | 33.3% |
| 0 Rodde Anderson III                                    | 13:08   | 1-5   | 1-2  | 0-0   | 0 1 1    | 3 0   | 3  | 2  | 1  | 0  | 0      | 0 | -5   | FT%                      | 11-12 | 91.7% |
| 1 Omar Stanley  | 25:34   | 5-9   | 2-2  | 1-3   | 1 2 3    | 2 3   | 13 | 2  | 1  | 0  | 0      | 1 | -8   | GM FG%                   | 27-57 | 47.4% |
| 5 RJ Keane  | 06:08   | 1-2   | 0-0  | 1-1   | 2 2 0    | 0 0   | 2  | 0  | 0  | 0  | 0      | 0 | -5   | 3 <sup>rd</sup> FT%      | 8-21  | 38.1% |
| 3 Kobe Young  | 01:32   | 0-0   | 0-0  | 0-0   | 0 0 0    | 1 0   | 0  | 0  | 0  | 0  | 0      | 0 | -1   | FT%                      | 13-16 | 81.3% |
| 13 Andrew Meadow  | 00:57   | 0-0   | 0-0  | 0-0   | 0 1 1    | 0 0   | 0  | 0  | 0  | 0  | 0      | 0 | -2   | Dead Ball Rebounds: 1, 0 |       |       |
| Team  |         |       |      |       | 1 0 1    |       |    |    | 0  | 2  |        |   |  |                          |       |       |
| <b>Totals</b>   |         | 27-57 | 8-21 | 19-16 | 8 27 35  | 21 19 | 75 | 10 | 16 | 3  | 3      | 4 | -7   |                          |       |       |

| Official Basketball Box Score - Final                   |         |       |      |       |          |       |    |    |    |    |        |   | Game Time: 5:30 PM                                 |                          |       |       |
|---|---------|-------|------|-------|----------|-------|----|----|----|----|--------|---|--|--------------------------|-------|-------|
| Iowa St. at Virginia Tech                               |         |       |      |       |          |       |    |    |    |    |        |   | Game Duration: 2:01                                |                          |       |       |
| 11/24/23 State Farm Field House, Lake Buena Vista, Fla. |         |       |      |       |          |       |    |    |    |    |        |   | Attendance: 2,937                                  |                          |       |       |
| 2023-24 Men's Basketball                                |         |       |      |       |          |       |    |    |    |    |        |   | Officials: Rick Crawford, Don Daly, Courtney Green |                          |       |       |
| Iowa St. - 62   |         |       |      |       |          |       |    |    |    |    |        |   | Record: 5-1  |                          |       |       |
| NO. Name  | Min     | FG    | 3P   | FT    | Rebounds | Fouls | TP | AS | TO | ST | Blocks | + | -  | Shooting By Period       |       |       |
| 0 Tre King  | F 24:32 | 3-6   | 0-1  | 4-4   | 1 6 7    | 4 3   | 10 | 1  | 2  | 1  | 0      | 1 | -9   | 1 <sup>st</sup> FG%      | 11-27 | 40.7% |
| 12 Robert Jones   | F 23:14 | 2-3   | 0-0  | 1-2   | 3 4 7    | 1 1   | 5  | 0  | 1  | 0  | 1      | 0 | 1  | 3 <sup>rd</sup> FT%      | 2-9   | 22.2% |
| 22 Milan Momcilovic                                     | F 35:19 | 7-10  | 3-5  | 4-5   | 1 1 2    | 4 4   | 21 | 0  | 2  | 2  | 0      | 0 | -4   | FT%                      | 6-9   | 66.7% |
| 3 Tamin Lipsey  | G 35:37 | 6-13  | 1-3  | 5-8   | 3 2 5    | 2 6   | 18 | 4  | 5  | 3  | 0      | 0 | -12  | 2 <sup>nd</sup> FG%      | 10-23 | 43.5% |
| 10 Keshon Gilbert                                       | G 30:21 | 1-6   | 0-4  | 1-6   | 0 3 3    | 4 3   | 3  | 4  | 2  | 2  | 0      | 0 | -4   | 3 <sup>rd</sup> FT%      | 3-12  | 25.0% |
| 5 Curtis Jones  | 25:49   | 1-8   | 1-7  | 0-0   | 0 2 2    | 2 0   | 3  | 2  | 0  | 1  | 0      | 0 | -11  | FT%                      | 9-17  | 52.9% |
| 33 Omata Bilow  | 04:22   | 0-0   | 0-0  | 0-0   | 0 1 1    | 0 0   | 0  | 0  | 1  | 0  | 0      | 0 | -4   | GM FG%                   | 21-50 | 42.0% |
| 4 Demarion Watson                                       | 07:29   | 0-0   | 0-0  | 0-0   | 0 1 1    | 1 0   | 0  | 0  | 0  | 0  | 0      | 0 | -5   | 3 <sup>rd</sup> FT%      | 5-21  | 23.8% |
| 1 Jackson Paveletzke                                    | 13:18   | 1-4   | 0-1  | 0-1   | 0 1 1    | 1 2   | 1  | 0  | 0  | 0  | 0      | 0 | 3  | FT%                      | 15-26 | 57.7% |
| Team  |         |       |      |       | 1 0 1    |       |    |    | 0  | 0  |        |   |  | Dead Ball Rebounds: 4, 0 |       |       |
| <b>Totals</b>   |         | 21-50 | 5-21 | 15-26 | 9 21 30  | 19 18 | 62 | 12 | 13 | 9  | 1      | 1 | -9   |                          |       |       |

| Official Basketball Box Score - Final                   |         |       |      |       |          |       |    |    |    |    |        |   | Game Time: 5:30 PM                                   |                          |       |       |
|---|---------|-------|------|-------|----------|-------|----|----|----|----|--------|---|--|--------------------------|-------|-------|
| Boise St. at Virginia Tech                              |         |       |      |       |          |       |    |    |    |    |        |   | Game Duration: 2:00                                  |                          |       |       |
| 11/23/23 State Farm Field House, Lake Buena Vista, Fla. |         |       |      |       |          |       |    |    |    |    |        |   | Attendance: 2,458                                    |                          |       |       |
| 2023-24 Men's Basketball                                |         |       |      |       |          |       |    |    |    |    |        |   | Officials: Doug Simmons, Byron Jarrett, Chance Moore |                          |       |       |
| Virginia Tech - 82                                      |         |       |      |       |          |       |    |    |    |    |        |   | Record: 4-1  |                          |       |       |
| NO. Name  | Min     | FG    | 3P   | FT    | Rebounds | Fouls | TP | AS | TO | ST | Blocks | + | -  | Shooting By Period       |       |       |
| 31 Robbie Beran   | F 28:22 | 1-3   | 0-0  | 2-2   | 0 3 3    | 4 1   | 4  | 1  | 1  | 1  | 2      | 1 | -5   | 1 <sup>st</sup> FG%      | 14-29 | 48.3% |
| 15 Lynn Kidd  | C 28:52 | 6-8   | 0-0  | 7-7   | 1 5 6    | 2 6   | 19 | 1  | 1  | 1  | 0      | 0 | 11   | 3 <sup>rd</sup> FT%      | 10-10 | 100%  |
| 0 Hunter Cattoor  | G 36:51 | 5-11  | 5-10 | 4-5   | 0 1 1    | 3 4   | 19 | 1  | 1  | 1  | 0      | 0 | 13   | FT%                      | 4-13  | 92.3% |
| 2 MJ Collins  | G 08:19 | 0-3   | 0-1  | 0-0   | 0 0 0    | 3 0   | 4  | 0  | 0  | 0  | 0      | 0 | -4   | 2 <sup>nd</sup> FG%      | 12-26 | 46.2% |
| 3 Sean Pedulla  | G 36:08 | 5-16  | 1-3  | 7-8   | 0 6 6    | 1 6   | 18 | 7  | 3  | 2  | 0      | 2 | 8  | 3 <sup>rd</sup> FT%      | 3-8   | 37.5% |
| 4 Mekhi Long  | 11:55   | 2-2   | 0-0  | 1-4   | 5 3 0    | 4 1   | 1  | 0  | 0  | 0  | 0      | 0 | 12   | FT%                      | 11-14 | 78.6% |
| 23 Tyler Nickel   | 31:41   | 5-10  | 1-4  | 3-5   | 1 3 4    | 0 3   | 14 | 2  | 1  | 1  | 1      | 0 | 11   | GM FG%                   | 26-55 | 47.3% |
| 34 Mylajael Poteat                                      | 10:51   | 2-2   | 0-0  | 1-0   | 1 1 0    | 3 0   | 4  | 1  | 0  | 0  | 0      | 0 | -4   | 3 <sup>rd</sup> FT%      | 7-18  | 38.9% |
| 10 Brandon Rechsteiner                                  | 03:52   | 0-0   | 0-0  | 0-0   | 0 1 1    | 0 0   | 0  | 0  | 0  | 0  | 0      | 0 | -1   | FT%                      | 23-27 | 85.2% |
| 13 Jaydon Young   | 03:09   | 0-0   | 0-0  | 0-0   | 0 0 0    | 0 0   | 0  | 0  | 0  | 0  | 0      | 0 | -6   | Dead Ball Rebounds: 2, 0 |       |       |
| Team  |         |       |      |       | 0 1 1    |       |    |    |    |    |        |   |  |                          |       |       |
| <b>Totals</b>   |         | 26-55 | 7-18 | 23-27 | 4 24 28  | 19 20 | 82 | 14 | 9  | 6  | 4      | 3 | 7  |                          |       |       |

| Official Basketball Box Score - Final                   |         |       |       |       |          |       |    |    |    |    |        |   | Game Time: 5:30 PM                             |                          |       |       |
|---|---------|-------|-------|-------|----------|-------|----|----|----|----|--------|---|--|--------------------------|-------|-------|
| Iowa St. at Virginia Tech                               |         |       |       |       |          |       |    |    |    |    |        |   | Game Duration: 2:18                            |                          |       |       |
| 11/24/23 State Farm Field House, Lake Buena Vista, Fla. |         |       |       |       |          |       |    |    |    |    |        |   | Attendance: 2,937                              |                          |       |       |
| 2023-24 Men's Basketball                                |         |       |       |       |          |       |    |    |    |    |        |   | Officials: Don Daly, Ben Lorenzo, Orlans Poole |                          |       |       |
| Virginia Tech - 71                                      |         |       |       |       |          |       |    |    |    |    |        |   | Record: 5-1                                    |                          |       |       |
| NO. Name  | Min     | FG    | 3P    | FT    | Rebounds | Fouls | TP | AS | TO | ST | Blocks | + | -  | Shooting By Period       |       |       |
| 31 Robbie Beran   | F 15:54 | 1-4   | 0-2   | 2-2   | 1 1 2    | 4 2   | 4  | 0  | 0  | 0  | 0      | 0 | 0  | 1 <sup>st</sup> FG%      | 8-18  | 44.4% |
| 15 Lynn Kidd  | C 28:32 | 5-6   | 0-0   | 3-3   | 1 3 4    | 2 4   | 13 | 2  | 3  | 1  | 0      | 0 | 3  | 3 <sup>rd</sup> FT%      | 6-7   | 85.7% |
| 0 Hunter Cattoor  | G 25:42 | 4-9   | 3-7   | 7-8   | 0 3 3    | 5 3   | 18 | 1  | 1  | 1  | 0      | 0 | 5  | FT%                      | 7-21  | 33.3% |
| 2 MJ Collins  | G 27:46 | 1-8   | 0-3   | 2-2   | 1 4 5    | 1 1   | 4  | 3  | 2  | 4  | 0      | 0 | 9  | 2 <sup>nd</sup> FG%      | 3-10  | 30.0% |
| 3 Sean Pedulla  | G 32:56 | 5-9   | 5-7   | 2-2   | 0 4 4    | 2 5   | 17 | 6  | 5  | 1  | 0      | 1 | 14   | 3 <sup>rd</sup> FT%      | 9-16  | 87.5% |
| 4 Mekhi Long  | 23:59   | 1-4   | 0-2   | 2-2   | 1 7 8    | 2 1   | 4  | 1  | 2  | 0  | 0      | 0 | 9  | FT%                      | 3-10  | 30.0% |
| 34 Mylajael Poteat                                      | 10:57   | 0-1   | 0-0   | 1-2   | 2 0 0    | 2 0   | 1  | 1  | 1  | 0  | 0      | 0 | 6  | GM FG%                   | 20-49 | 40.8% |
| 23 Tyler Nickel   | 27:10   | 3-7   | 3-6   | 1-2   | 2 1 3    | 1 2   | 10 | 1  | 2  | 0  | 0      | 0 | 4  | 3 <sup>rd</sup> FT%      | 11-28 | 39.3% |
| 10 Brandon Rechsteiner                                  | 07:34   | 0-1   | 0-1   | 0-0   | 0 0 0    | 1 0   | 0  | 0  | 0  | 0  | 0      | 0 | -5   | FT%                      | 20-23 | 87.0% |
| Team  |         |       |       |       | 0 4 4    |       |    |    |    |    |        |   |  | Dead Ball Rebounds: 3, 0 |       |       |
| <b>Totals</b>   |         | 20-49 | 11-28 | 20-23 | 8 27 35  | 18 17 | 71 | 16 | 15 | 7  | 1      | 1 | 9  |                          |       |       |

| Official Basketball Box Score - Final                   |         |       |      |       |          |       |    |    |    |    |        |   | Game Time: 5:30 PM                                   |                          |       |       |
|---|---------|-------|------|-------|----------|-------|----|----|----|----|--------|---|--|--------------------------|-------|-------|
| Boise St. at Virginia Tech                              |         |       |      |       |          |       |    |    |    |    |        |   | Game Duration: 2:00                                  |                          |       |       |
| 11/23/23 State Farm Field House, Lake Buena Vista, Fla. |         |       |      |       |          |       |    |    |    |    |        |   | Attendance: 2,458                                    |                          |       |       |
| 2023-24 Men's Basketball                                |         |       |      |       |          |       |    |    |    |    |        |   | Officials: Doug Simmons, Byron Jarrett, Chance Moore |                          |       |       |
| Virginia Tech - 82                                      |         |       |      |       |          |       |    |    |    |    |        |   | Record: 4-1  |                          |       |       |
| NO. Name  | Min     | FG    | 3P   | FT    | Rebounds | Fouls | TP | AS | TO | ST | Blocks | + | -  | Shooting By Period       |       |       |
| 31 Robbie Beran   | F 28:22 | 1-3   | 0-0  | 2-2   | 0 3 3    | 4 1   | 4  | 1  | 1  | 1  | 2      | 1 | -5   | 1 <sup>st</sup> FG%      | 14-29 | 48.3% |
| 15 Lynn Kidd  | C 28:52 | 6-8   | 0-0  | 7-7   | 1 5 6    | 2 6   | 19 | 1  | 1  | 1  | 0      | 0 | 11   | 3 <sup>rd</sup> FT%      | 10-10 | 100%  |
| 0 Hunter Cattoor  | G 36:51 | 5-11  | 5-10 | 4-5   | 0 1 1    | 3 4   | 19 | 1  | 1  | 1  | 0      | 0 | 13   | FT%                      | 4-13  | 92.3% |
| 2 MJ Collins  | G 08:19 | 0-3   | 0-1  | 0-0   | 0 0 0    | 3 0   | 4  | 0  | 0  | 0  | 0      | 0 | -4   | 2 <sup>nd</sup> FG%      | 12-26 | 46.2% |
| 3 Sean Pedulla  | G 36:08 | 5-16  | 1-3  | 7-8   | 0 6 6    | 1 6   | 18 | 7  | 3  | 2  | 0      | 2 | 8  | 3 <sup>rd</sup> FT%      | 3-8   | 37.5% |
| 4 Mekhi Long  | 11:55   | 2-2   | 0-0  | 1-4   | 5 3 0    | 4 1   | 1  | 0  | 0  | 0  | 0      | 0 | 12   | FT%                      | 11-14 | 78.6% |
| 23 Tyler Nickel   | 31:41   | 5-10  | 1-4  | 3-5   | 1 3 4    | 0 3   | 14 | 2  | 1  | 1  | 1      | 0 | 11   | GM FG%                   | 26-55 | 47.3% |
| 34 Mylajael Poteat                                      | 10:51   | 2-2   | 0-0  | 1-0   | 1 1 0    | 3 0   | 4  | 1  | 0  | 0  | 0      | 0 | -4   | 3 <sup>rd</sup> FT%      | 7-18  | 38.9% |
| 10 Brandon Rechsteiner                                  | 03:52   | 0-0   | 0-0  | 0-0   | 0 1 1    | 0 0   | 0  | 0  | 0  | 0  | 0      | 0 | -1   | FT%                      | 23-27 | 85.2% |
| 13 Jaydon Young   | 03:09   | 0-0   | 0-0  | 0-0   | 0 0 0    | 0 0   | 0  | 0  | 0  | 0  | 0      | 0 | -6   | Dead Ball Rebounds: 2, 0 |       |       |
| Team  |         |       |      |       | 0 1 1    |       |    |    |    |    |        |   |  |                          |       |       |
| <b>Totals</b>   |         | 26-55 | 7-18 | 23-27 | 4 24 28  | 19 20 | 82 | 14 | 9  | 6  | 4      | 3 | 7  |                          |       |       |

| Official Basketball Box Score - Final                   |         |     |     |     |          |       |    |    |    |    |        |   | Game Time: 5:30 PM                             |                     |       |       |
|---|---------|-----|-----|-----|----------|-------|----|----|----|----|--------|---|--|---------------------|-------|-------|
| Iowa St. at Virginia Tech                               |         |     |     |     |          |       |    |    |    |    |        |   | Game Duration: 2:18                            |                     |       |       |
| 11/24/23 State Farm Field House, Lake Buena Vista, Fla. |         |     |     |     |          |       |    |    |    |    |        |   | Attendance: 2,937                              |                     |       |       |
| 2023-24 Men's Basketball                                |         |     |     |     |          |       |    |    |    |    |        |   | Officials: Don Daly, Ben Lorenzo, Orlans Poole |                     |       |       |
| Virginia Tech - 71                                      |         |     |     |     |          |       |    |    |    |    |        |   | Record: 5-1                                    |                     |       |       |
| NO. Name  | Min     | FG  | 3P  | FT  | Rebounds | Fouls | TP | AS | TO | ST | Blocks | + | -  | Shooting By Period  |       |       |
| 31 Robbie Beran   | F 15:54 | 1-4 | 0-2 | 2-2 | 1 1 2    | 4 2   | 4  | 0  | 0  | 0  | 0      | 0 | 0  | 1 <sup>st</sup> FG% | 8-18  | 44.4% |
| 15 Lynn Kidd  | C 28:32 | 5-6 | 0-0 | 3-3 | 1 3 4    | 2 4   | 13 | 2  | 3  | 1  | 0      | 0 | 3  | 3 <sup>rd</sup> FT% | 6-7   | 85.7% |
| 0 Hunter Cattoor  | G 25:42 | 4-9 | 3-7 | 7-8 | 0 3 3    | 5 3   | 18 | 1  | 1  | 1  | 0      | 0 | 5  | FT%                 | 7-21  | 33.3% |
| 2 MJ Collins  | G 27:46 | 1-8 | 0-3 | 2-2 | 1 4 5    | 1 1   | 4  | 3  | 2  | 4  | 0      | 0 | 9  | 2 <sup>nd</sup> FG% | 3-10  | 30.0% |
| 3 Sean Pedulla  | G 32:56 | 5-9 | 5-7 | 2-2 | 0 4 4    | 2 5   | 17 | 6  | 5  | 1  | 0      | 1 | 14   | 3 <sup>rd</sup> FT% | 9-16  | 87.5% |
| 4 Mekhi Long  | 23:59   | 1-4 | 0-2 | 2-2 | 1 7 8    | 2 1   | 4  | 1  | 2  | 0  | 0      | 0 | 9  | FT%                 | 3-10  | 30.0% |
| 34 Mylajael Poteat                                      | 10:57   | 0-1 | 0-0 | 1-2 | 2 0 0    | 2 0   | 1  | 1  | 1  | 0  | 0      | 0 | 6  | GM FG%              | 20-49 | 40.8% |
| 23 Tyler Nickel   | 27      |     |     |     |          |       |    |    |    |    |        |   |  |                     |       |       |

## BOX SCORES

### GAME 9: LOUISVILLE



Official Basketball Box Score - Final  
**Louisville at Virginia Tech**  
 12/03/23 Cassell Coliseum, Blacksburg, Va.  
 2023-24 Men's Basketball

Game Time: 4:00 PM  
 Game Duration: 2:06  
 Attendance: 8,925

Officials: Roger Ayers, Ron Groover, Clarence Armstrong

| Louisville - 68 |                          |         |       |      |       |          |       |       |    |    |    |    | Record: 4-4 (0-1) |        |    |   |     |
|-----------------|--------------------------|---------|-------|------|-------|----------|-------|-------|----|----|----|----|-------------------|--------|----|---|-----|
| NO.             | Name                     | Min     | FG    | 3P   | FT    | Rebounds |       | Fouls |    | TP | AS | TO | ST                | Blocks |    | ± |     |
|                 |                          |         | M-A   | M-A  | M-A   | OR       | DR    | TOT   | PF | FD |    |    |                   | BS     | BA |   |     |
| 0               | Mike James               | F 33:26 | 4-12  | 2-5  | 0-0   | 2        | 7     | 9     | 4  | 2  | 10 | 4  | 1                 | 1      | 0  | 0 | -8  |
| 5               | Brandon Huntley-Hatfield | F 38:01 | 4-6   | 0-1  | 6-6   | 2        | 7     | 9     | 3  | 5  | 14 | 0  | 1                 | 0      | 1  | 0 | -1  |
| 12              | JJ Traynor               | F 27:36 | 3-7   | 1-2  | 1-2   | 2        | 3     | 5     | 2  | 1  | 8  | 0  | 0                 | 0      | 2  | 0 | 3   |
| 22              | Tre White                | G 34:18 | 4-10  | 1-4  | 1-1   | 0        | 3     | 3     | 1  | 2  | 10 | 4  | 3                 | 3      | 1  | 0 | 1   |
| 55              | Skyy Clark               | G 36:10 | 4-12  | 1-4  | 7-8   | 0        | 2     | 2     | 4  | 5  | 16 | 3  | 3                 | 0      | 0  | 2 | 1   |
| 4               | Ty-Laur Johnson          | 19:03   | 4-8   | 1-3  | 1-1   | 1        | 1     | 2     | 3  | 2  | 10 | 0  | 2                 | 2      | 0  | 0 | -10 |
| 1               | Curtis Williams          | 05:35   | 0-2   | 0-0  | 0-0   | 0        | 0     | 0     | 0  | 0  | 0  | 0  | 0                 | 0      | 0  | 0 | -10 |
| 34              | Emmanuel Okorator        | 01:59   | 0-0   | 0-0  | 0-0   | 0        | 0     | 0     | 0  | 0  | 0  | 0  | 0                 | 0      | 0  | 0 | -6  |
| 10              | Kaleb Glenn              | 03:52   | 0-0   | 0-0  | 0-0   | 0        | 0     | 0     | 4  | 0  | 0  | 0  | 1                 | 0      | 0  | 0 | -5  |
| Team            |                          |         |       |      |       |          | 2 1 3 |       |    |    |    |    |                   |        |    |   | 3   |
| <b>Totals</b>   |                          |         | 23-57 | 6-19 | 16-18 | 9        | 24    | 33    | 21 | 17 | 68 | 11 | 14                | 6      | 4  | 2 | -7  |

| Shooting By Period |      |             |
|--------------------|------|-------------|
| 1 <sup>st</sup>    | FG%  | 12-28 42.9% |
|                    | 3PT% | 4-10 40.0%  |
|                    | FT%  | 3-3 100%    |
| 2 <sup>nd</sup>    | FG%  | 11-29 37.9% |
|                    | 3PT% | 2-9 22.2%   |
|                    | FT%  | 13-15 86.7% |
| GM                 | FG%  | 23-57 40.4% |
|                    | 3PT% | 6-19 31.6%  |
|                    | FT%  | 16-18 88.9% |

Dead Ball Rebounds: 3, 0

Technical Fouls: NONE

| Virginia Tech - 75 |                     |         |       |      |       |          |       |       |    |    |    |    | Record: 6-3 (1-0) |        |    |   |     |
|--------------------|---------------------|---------|-------|------|-------|----------|-------|-------|----|----|----|----|-------------------|--------|----|---|-----|
| NO.                | Name                | Min     | FG    | 3P   | FT    | Rebounds |       | Fouls |    | TP | AS | TO | ST                | Blocks |    | ± |     |
|                    |                     |         | M-A   | M-A  | M-A   | OR       | DR    | TOT   | PF | FD |    |    |                   | BS     | BA |   |     |
| 23                 | Tyler Nickel        | F 24:48 | 1-6   | 1-6  | 0-0   | 0        | 2     | 2     | 2  | 0  | 3  | 2  | 0                 | 1      | 1  | 0 | 5   |
| 31                 | Robbie Beran        | F 12:47 | 1-7   | 0-4  | 0-0   | 0        | 1     | 1     | 0  | 1  | 2  | 0  | 0                 | 0      | 1  | 1 | -12 |
| 15                 | Lynn Kidd           | C 24:40 | 8-13  | 0-0  | 3-4   | 0        | 4     | 4     | 4  | 2  | 19 | 1  | 1                 | 0      | 0  | 0 | 4   |
| 0                  | Hunter Cattoor      | G 38:27 | 3-6   | 1-3  | 5-5   | 1        | 2     | 3     | 2  | 6  | 12 | 2  | 2                 | 3      | 0  | 0 | 6   |
| 3                  | Sean Pedulla        | G 26:19 | 2-6   | 0-3  | 4-6   | 1        | 4     | 5     | 4  | 4  | 8  | 4  | 4                 | 0      | 0  | 0 | -7  |
| 2                  | MJ Collins          | 23:49   | 5-10  | 3-3  | 7-7   | 2        | 2     | 4     | 3  | 5  | 20 | 4  | 1                 | 0      | 0  | 2 | 9   |
| 4                  | Mekhi Long          | 27:20   | 1-3   | 0-1  | 2-4   | 2        | 6     | 8     | 0  | 2  | 4  | 1  | 1                 | 2      | 0  | 0 | 19  |
| 34                 | Mylyjael Poteat     | 15:13   | 3-4   | 0-0  | 1-1   | 0        | 2     | 2     | 2  | 1  | 7  | 1  | 0                 | 0      | 0  | 1 | 3   |
| 10                 | Brandon Rechsteiner | 03:31   | 0-0   | 0-0  | 0-0   | 0        | 0     | 0     | 0  | 0  | 0  | 1  | 0                 | 0      | 0  | 0 | 11  |
| 13                 | Jaydon Young        | 03:06   | 0-0   | 0-0  | 0-0   | 0        | 0     | 0     | 0  | 0  | 0  | 0  | 0                 | 0      | 0  | 0 | -3  |
| Team               |                     |         |       |      |       |          | 2 1 3 |       |    |    |    |    |                   |        |    |   | 1   |
| <b>Totals</b>      |                     |         | 24-55 | 5-20 | 22-27 | 8        | 24    | 32    | 17 | 21 | 75 | 16 | 10                | 6      | 2  | 4 | 7   |

| Shooting By Period |      |             |
|--------------------|------|-------------|
| 1 <sup>st</sup>    | FG%  | 12-30 40.0% |
|                    | 3PT% | 3-10 30.0%  |
|                    | FT%  | 3-4 75%     |
| 2 <sup>nd</sup>    | FG%  | 12-25 48.0% |
|                    | 3PT% | 2-10 20.0%  |
|                    | FT%  | 19-23 82.6% |
| GM                 | FG%  | 24-55 43.6% |
|                    | 3PT% | 5-20 25.0%  |
|                    | FT%  | 22-27 81.5% |

Dead Ball Rebounds: 4, 0

Technical Fouls: NONE

| Cards            |                           | Hokies                     |               | Points from |    | Cards |  | Hokies |  | Period by Period Scoring |  |  |
|------------------|---------------------------|----------------------------|---------------|-------------|----|-------|--|--------|--|--------------------------|--|--|
| Biggest lead     | 8 (1 <sup>st</sup> 16:32) | 8 (2 <sup>nd</sup> 0:12)   | Turnovers     | 17          | 17 |       |  |        |  |                          |  |  |
| Best Scoring Run | 7 (1 <sup>st</sup> 16:32) | 11 (2 <sup>nd</sup> 17:44) | Paint         | 26          | 36 |       |  |        |  |                          |  |  |
| Lead Changes     | 9                         |                            | Second Chance | 5           | 10 |       |  |        |  |                          |  |  |
| Times Tied       | 2                         |                            | Fast Breaks   | 12          | 5  |       |  |        |  |                          |  |  |
| Time with Lead   | 19:45                     | 18:32                      | Bench         | 10          | 31 |       |  |        |  |                          |  |  |

### GAME 11: VERMONT

### GAME 12: AMERICAN





**HUNTER CATTOOR**  
GR. • G • 6-3 • 200  
ORLANDO, FLA.  
BISHOP MOORE



**MJ COLLINS**  
SO. • G • 6-4 • 195  
CLOVER, S.C.  
COMBINE ACADEMY



**SEAN PEDULLA**  
JR. • G • 6-1 • 195  
EDMOND, OKLA.  
EDMOND MEMORIAL



**MEKHI LONG**  
GR. • F • 6-7 • 200  
BRYANS ROAD, MD.  
OLD DOMINION



**PATRICK WESSLER**  
R-FR. • C • 7-0 • 255  
MATTHEWS, N.C.  
COMBINE ACADEMY



**BRANDON RECHSTEINER**  
FR. • G • 6-1 • 185  
ACWORTH, GA.  
ETOWAH



**JOHN CAMDEN**  
R-SO. • F • 6-8 • 220  
DOWNTOWN, PA.  
BREWSTER ACADEMY



**JAYDON YOUNG**  
FR. • G • 6-4 • 205  
GOLDSBORO, N.C.  
GREENSBORO DAY SCHOOL



**LYNN KIDD**  
SR. • C • 6-10 • 235  
GAINESVILLE, FLA.  
CLEMSON



**TYLER NICKEL**  
SO. • G/F • 6-7 • 220  
HARRISONBURG, VA.  
NORTH CAROLINA



**ROBBIE BERAN**  
GR. • F • 6-9 • 215  
RICHMOND, VA.  
NORTHWESTERN



**MICHAEL WARD**  
SO. • G • 6-2 • 175  
BETHESDA, MD.  
WALT WHITMAN



**MYLYJAEEL POTEAT**  
SR. • F • 6-9 • 265  
REIDSVILLE, N.C.  
RICE



**CONNER VENABLE**  
FR. • G • 6-3 • 190  
WASHINGTON, D.C.  
THE HEIGHTS SCHOOL



**MIKE YOUNG**  
HEAD COACH  
5TH SEASON



**J.D. BYERS**  
ASSISTANT COACH  
1ST SEASON



**KEVIN GILTNER**  
ASSISTANT COACH  
5TH SEASON



**CHRISTIAN WEBSTER**  
ASSISTANT COACH  
8TH SEASON