



# VIRGINIA TECH

## 2023-24 MEN'S BASKETBALL



13 NCAA APPEARANCES / 14 NIT APPEARANCES (2 CHAMPIONSHIPS) /  
19 ALL-ACC SELECTIONS / 10 ALL-AMERICANS / 20 NBA DRAFT PICKS

GAME 3

### THE MATCHUP

#### VIRGINIA TECH HOKIES

1-1, 0-0 ACC

**Head Coach:** Mike Young (Emory & Henry, 1986)  
**Record at Virginia Tech:** 74-52 (5th Season)  
**Career Record:** 373-296 (22nd Season)  
**vs. Campbell:** 1st Meeting

VS

#### CAMPBELL CAMELS

1-1, 0-0 CAA

**Head Coach:** Kevin McGeehan (Gettysburg, 1995)  
**Record at Campbell:** 156-165 (11th Season)  
**Career Record:** Same  
**vs. Virginia Tech:** 1st Meeting

GAME 3 | VIRGINIA TECH vs. CAMPBELL - NOV. 15, 2023 | 6PM | ACCNX | BLACKSBURG, VA. | CASSELL COLISEUM (8,925)

### BROADCAST INFORMATION

#### TV | ACCNX

Bailey Angle, PxP  
Mack McCarthy, Analyst  
Nels Williams, Sideline

#### VIDEO STREAM

ESPN.com and ESPN app

#### RADIO | VT Sports Network

Zach Mackey, PxP  
Mike Burnop, Analyst

#### LIVE STATS

stats.hokiesports.com



@HokiesMBB

@GoCamelsMBB

### PROJECTED STARTERS

Virginia Tech	Ht.	Wt.	Yr.	Hometown	PPG	RPG	Other
G 3 Sean Pedulla	6-1	195	Jr.	Edmond, Okla.	20.5	6.5	First career dbl-dbl (15p, 10a) vs. Coppin St.
G 0 Hunter Cattoor	6-3	200	Gr.	Orlando, Fla.	13.0	3.0	11 3FG away from VT career record
G 2 MJ Collins	6-4	195	So.	Clover, S.C.	4.0	1.0	24.7 mpg as a freshman
F 31 Robbie Beran	6-9	215	Gr.	Richmond, Va.	4.5	1.5	Led Northwestern to 2023 NCAAAT
F 15 Lynn Kidd	6-10	235	Sr.	Gainesville, Fla.	13.0	8.5	First career dbl-dbl (14p, 11r) vs. Coppin St.



### KEY STORYLINES

#### THE SERIES

- Virginia Tech is 5-0 against Campbell all-time.
- Four of the five matchups have come inside Cassell Coliseum, including the most recent meeting – an 85-60 VT win on Dec. 17, 2011.
- The Hokies have an average margin of victory of 21 points per game in those four home contests against the Camels.
- This will be the first game against Campbell as Coastal Athletic Association members. The Camels joined the CAA this past summer.

#### WHO TO WATCH

- Sean Pedulla is one of the best scoring guards in the ACC. He's unique in that the

more pressure applied to him, the more he thrives – perhaps growing up with eight siblings teaches you that.

- The junior has been impressive through Tech's first two games, averaging 20.5 points, 7.5 assists and 6.5 rebounds per game.

#### MILITARY APPRECIATION NIGHT

- Wednesday's game is Tech's annual Military Appreciation Night, honoring those who have served or are currently serving in our country's military.
- You can read more on page 3.

#### HOKIES ABROAD

- Tech took a nine-day international trip to Switzerland and Italy in August.
- The Hokies toured Geneva, Lausanne, Lugano, Lake Como and Milan among other stops. They also competed in two games while overseas.



### 2023-24 SCHEDULE

RECORD	1-1
ACC	0-0
NON-CONFERENCE	1-1
HOME	1-0
AWAY	0-0
NEUTRAL	0-1

Date	Opponent	TV	Time/Result
11/6	Coppin State	ACCNX	W, 100-55
11/10	South Carolina <sup>1</sup>	ACCN	L, 77-79
11/15	Campbell	ACCNX	6 PM
11/19	Wofford	ACCNX	5 PM
11/23	Boise State <sup>2</sup>	ESPN2	8 PM
11/24	TBD <sup>2</sup>	-	-
11/26	TBD <sup>2</sup>	-	-
11/29	at Auburn <sup>3</sup>	ESPN2	9:15 PM

12/3	Louisville <sup>*</sup>	ACCN	4 PM
12/9	Valparaiso	CW	12 PM
12/16	Vermont	ACCN	4 PM
12/21	American	ACCNX	5 PM
12/30	at Wake Forest <sup>*</sup>	ESPN2	2 PM

1/6	at Florida State <sup>*</sup>	ACCN	4 PM
1/10	Clemson <sup>*</sup>	-	7 PM
1/13	Miami <sup>*</sup>	ACCN	7 PM
1/17	at Virginia <sup>*</sup>	-	7 PM
1/20	at NC State <sup>*</sup>	CW	12 PM
1/23	Boston College <sup>*</sup>	ACCN	9 PM
1/27	Georgia Tech <sup>*</sup>	ACCN	5 PM
1/29	Duke <sup>*</sup>	ESPN	7 PM

2/3	at Miami <sup>*</sup>	-	12 PM
2/10	at Notre Dame <sup>*</sup>	CW	5:30 PM
2/13	Florida State <sup>*</sup>	-	9 PM
2/17	at North Carolina <sup>*</sup>	ACCN	2 PM
2/19	Virginia <sup>*</sup>	ESPN	7 PM
2/24	at Pitti <sup>*</sup>	CW	5:30 PM
2/27	at Syracuse <sup>*</sup>	-	7 PM

3/2	Wake Forest <sup>*</sup>	CW	5:30 PM
3/5	at Louisville <sup>*</sup>	-	7 PM
3/9	Notre Dame <sup>*</sup>	ESPNEWS	2 PM
3/12-16	ACC Tournament <sup>4</sup>	ESPN	-

All Times Eastern

\* - ACC Game

1 - Hall of Fame Series Charlotte (Charlotte, N.C.)

2 - ESPN Events Invitational (Orlando, Fla.)

3 - ACC/SEC Challenge (Auburn, Ala.)

4 - New York Life ACC Tournament (Washington, D.C.)



### CONTACT INFO

**Brian Cox** | Phone: (540) 250-0624  
Email: bcox90@vt.edu  
Associate AD, Creative Communications

**Will Copeland** | Phone: (757) 814-0930  
Email: cwil99@vt.edu  
Associate Director, Creative Communications

## QUICK FACTS

### THE BASICS

University Name: Virginia Tech  
 Location: Blacksburg, Va.  
 Founded: 1872  
 Enrollment: 37,000  
 President: Dr. Tim Sands  
 Director of Athletics: Whit Babcock  
 Nickname: Hokies  
 Mascot: Hokie Bird  
 Colors: Chicago Maroon and Burnt Orange  
 Affiliation: NCAA Division I  
 Conference: Atlantic Coast (18th Season)

### FACILITY FACTS

CASSELL COLISEUM  
 Capacity: 8,925  
 Record in Arena: 649-212 (.754)  
 First Game: VT vs. Alabama (Jan. 3, 1962)  
 Largest Crowd: 11,500 (vs. Purdue, Dec. 3, 1966)

### TEAM INFORMATION

2022-23 Record: 19-15  
 Home/Away/Neutral: 13-4/2-10/4-1  
 Conference Record: 8-12  
 Home/Away: 6-4/2-8  
 Conference Finish: 11th  
 Conference Tournament: Second Round  
 Starters Returning/Lost: 2/3  
 Letterwinners Returning/Lost: 5/3  
 Newcomers: 7

Total seasons: 116  
 First season: 1908-09  
 All-Time Record: 1,538-1,272  
 All-Time ACC Record: 146-181  
 All-Time ACC Tournament Record: 15-18  
 ACC Championship Game Appearances (Titles): 1 (1 - 2022)  
 NCAA Tournament Appearances (Last): 13 (2022)  
 All-Time NCAA Record: 8-13



## MEDIA INFORMATION

### CREDENTIALS

Outlets interested in obtaining credentials to cover Virginia Tech basketball home games must apply for credentials via: [media.hokiesports.com/credentials](http://media.hokiesports.com/credentials).

You may also email: [bcox90@vt.edu](mailto:bcox90@vt.edu).

All credentials for Virginia Tech home games this season will be issued on a single-game basis, and media seating is extremely limited.

### INTERVIEW POLICY

During ACC play, Mike Young conducts weekly media press conferences, via Zoom. To request the Zoom link for a particular week, please email Brian Cox ([bcox90@vt.edu](mailto:bcox90@vt.edu)).

**Gamedays:** Coach Mike Young and select players will be available to the media following a 10-minute cooling off period after the game. For home games, interviews of Coach Young and players will be conducted in-person in the Cassell Coliseum media center.

**Non-Gamedays:** All coach and player interview requests need to be arranged through the Virginia Tech Creative Communications Office - contact Brian Cox (c. 540-250-0624; e. [bcox90@vt.edu](mailto:bcox90@vt.edu)). Players and coaches should not be contacted directly under any circumstances.



## 2023-24 VIRGINIA TECH NUMERICAL ROSTER

No.	Name	Cl.	Pos.	Ht.	Wt.	Hometown	Previous School
0	Hunter Cattoor	Gr.	G	6-3	200	Orlando, Fla.	Bishop Moore
2	MJ Collins	So.	G	6-4	195	Clover, S.C.	Combine Academy
3	Sean Pedulla	Jr.	G	6-1	195	Edmond, Okla.	Edmond Memorial
4	Mekhi Long	Gr.	F	6-7	200	Bryans Road, Md.	Old Dominion
5	Patrick Wessler	r-Fr.	C	7-0	255	Matthews, N.C.	Combine Academy
10	Brandon Rechsteiner	Fr.	G	6-1	185	Acworth, Ga.	Etowah
11	John Camden	r-So.	F	6-8	220	Downingtown, Pa.	Memphis
13	Jaydon Young	Fr.	G	6-4	205	Goldensboro, N.C.	Greensboro Day School
15	Lynn Kidd	Sr.	C	6-10	235	Gainesville, Fla.	Clemson
23	Tyler Nickel	So.	G/F	6-7	220	Harrisonburg, Va.	North Carolina
31	Robbie Beran	Gr.	F	6-9	215	Richmond, Va.	Northwestern
33	Michael Ward	So.	G	6-2	175	Bethesda, Md.	Walt Whitman
34	Mylyjael Poteat	Sr.	F	6-9	265	Reidsville, N.C.	Rice
55	Conner Venable	Fr.	G	6-3	190	Washington, D.C.	The Heights School

## COACHING & SUPPORT STAFF

**Head Coach:** Mike Young (Emory & Henry, 1986)  
**Record at VT:** 74-52 (5th Year)  
**Overall Record:** 373-296 (22nd Year)  
**Assistant Coach:** J.D. Byers (1st Year)  
**Assistant Coach:** Kevin Giltner (5th Year)  
**Assistant Coach:** Christian Webster (8th Year)  
**Chief of Staff:** Stephanie Ballein (5th Year)  
**Special Assistant for Recruiting:** Matt Olinger (5th Year)  
**Director of Player Personnel:** Ryan Nadeau (6th Year)  
**Special Assistant to the Head Coach:** Ace Custis (5th Year)  
**Strength & Conditioning:** David Jackson (16th Year)  
**Athletic Trainer:** Hisham Ziyout (5th Year)

## PRONUNCIATION GUIDE

<b>Hunter Cattoor</b>	cuh-TOUR
<b>Sean Pedulla</b>	puh-DOOL-uh
<b>Patrick Wessler</b>	WES-lerr
<b>Brandon Rechsteiner</b>	WRECK-stein-er
<b>Robbie Beran</b>	BARE-in
<b>Mylyjael Poteat</b>	Muh-LIE-juhl POH-teet

## ROSTER BY CLASS

Freshmen (4)	Sophomores (4)	Juniors (1)	Seniors (5)
Brandon Rechsteiner	John Camden*	Sean Pedulla	Robbie Beran^
Jaydon Young	MJ Collins		Hunter Cattoor^
Conner Venable	Tyler Nickel		Lynn Kidd
Patrick Wessler*	Michael Ward		Mekhi Long^
			Mylyjael Poteat

\* = Redshirt  
 ^ = Graduate Student

## SOCIAL



## BY THE NUMBERS

# 8

Virginia Tech ranks **eighth** nationally in **assist-to-turnover ratio** at **2.62**.

# 1

The **Hokies** lead the ACC in **free throws made per game**, converting **20.5**. Tech has connected on **41 of 51** from the line through two games – good for an **80.4%** clip (**28th** nationally).

# 26

**Sean Pedulla** dialed up a **career-high 26 points** against South Carolina last Friday. He also notched a **career-high nine rebounds**. He led Tech in points, rebounds and assists against USC.

## NOTEWORTHY

### HONORING THOSE WHO PROTECT OUR FREEDOM

- With Wednesday's game serving as Military Appreciation Night, below are five people who have ties to our men's basketball program.

Name	MBB Connection	Branch
Charles Mapp	Son of Ace Custis	Navy
Leon Blue	Grandfather of Mekhi Long	Army
Joseph Shephard	Grandfather of Conner Venable	Navy
Joseph P. Shephard II	Uncle of Conner Venable	Army
Tex Camden	Father of John Camden	Marines

- The Corps of Cadets will be in attendance Wednesday night and will execute a featured skill performance at halftime.

### 'DULLA DOMINATION

- Through two games, Sean Pedulla is averaging 20.5 points, 7.5 assists and 6.5 rebounds per game.
- He led the Hokies in those three categories Friday vs. South Carolina, producing a career-high 26 points and a career-high nine rebounds, in addition to five assists.
- It was the second time in the last two seasons where Pedulla led Tech in points, rebounds and assists (vs. Grambling State, Dec. 17, 2022).

### DOUBLE TROUBLE

- Sean Pedulla and Lynn Kidd combined for a pair of double-doubles in Monday's season opener.
- Pedulla finished with 15 points and a career-high 10 assists. His previous career high was eight against Delaware State in last year's season opener.
- Kidd tallied 14 points (tied his career high) and 11 rebounds (career high).
- They were the first Tech duo to post season-opening double-doubles since 2007 vs. Elon (Jeff Allen and Deron Washington).

### CHASING HISTORY

- Hunter Cattoor is currently tied for third all-time in career 3-pointers made in VT history. He became the ninth Hokie to reach 200 for his career at Boston College in December 2022.

Seasons	Name	GP	3FG
---------	------	----	-----

2005-09	A.D. Vassallo	133	267
2007-11	Malcolm Delaney	136	264
<b>2019-pr.</b>	<b>Hunter Cattoor</b>	<b>121</b>	<b>257</b>
1986-89	Wally Lancaster	82	257
2014-18	Justin Bibbs	128	254

### HUNT IN HIS BAG OFF THE COURT, TOO

- This past June, Hunter Cattoor and longtime girlfriend Chloe Brooks got engaged.
- His IG caption read: "Added another ring to our collection." Cattoor won the 2022 ACC title, while Brooks, a guard for VT women's basketball, won the 2023 ACC championship en route to the program's first-ever Final Four.
- Chloe Brooks is the second of Tech women's basketball head coach Kenny Brooks' three daughters.

### TIPPING THE SCALES WITH EXPERIENCE

- Entering the 2023-24 season, here's a breakdown of how the Hokies have drastically improved their roster in terms of game experience.

Season	Total GP	Total GS
2022-23	460	207
2023-24	640	293

### PEDULLA RACKING UP THE MINUTES

- One key aspect of last season was the role injuries played on Sean Pedulla's minute load. Since Tech joined the ACC, there are only four other instances where a Hokie played more minutes than Pedulla did last season.

Season	Name	GP	MP
2010-11	Malcolm Delaney	34	1,300
2008-09	Malcolm Delaney	34	1,255
2008-09	A.D. Vassallo	34	1,247
2018-19	Ahmed Hill	35	1,236
<b>2022-23</b>	<b>Sean Pedulla</b>	<b>34</b>	<b>1,212</b>

- For three games last season, Pedulla was the only available point guard (Cattoor and Rodney Rice injuries).
- With the addition of freshman Brandon Rechsteiner, the Hokies now have three players capable of running point.

### HOKIES HIT HARD BY INJURIES

- Of course injuries are a part of most seasons in college sports. However, Tech was especially affected last season by the number of injuries to its rotational players.
- In fact, the Hokies were tied with Florida

State for the most games missed by rotational players in 2022-23 in the ACC.

The below chart is sorted by regular season order of finish. H/T Drew Scott

School	Games Missed
Miami	2
Virginia	5
Clemson	21
Duke	19
Pitt	34
NC State	27
North Carolina	16
Syracuse	8
Wake Forest	11
Boston College	32
<b>Virginia Tech</b>	<b>45</b>
Florida State	45
Georgia Tech	24
Notre Dame	16
Louisville	35

- A remarkable note is Tech went 19-15 despite those 45 missed games, whereas FSU finished 9-23.
- Furthermore, VT lost six games in 2022-23 by five points or less.

### YOUNG MOVING UP THE RANKS

- Mike Young enters his fifth season in Blacksburg ninth in all-time wins at VT.

Name	Seasons	Record
Charles Moir	11 (1976-87)	213-119 (.642)
Seth Greenberg	9 (2003-12)	170-123 (.580)
Chuck Noe	7 (1955-62)	109-51 (.681)
Howie Shannon	7 (1964-71)	104-68 (.605)
Bill Foster	6 (1991-97)	101-78 (.564)
Buzz Williams	5 (2014-19)	100-69 (.592)
Don DeVoe	5 (1971-76)	88-45 (.662)
G.F. Laird	8 (1947-55)	77-120 (.391)
<b>Mike Young</b>	<b>5 (2019-pr.)</b>	<b>74-52 (.587)</b>
W.L. Younger	8 (1920-23; 32-37)	66-85 (.437)

### 1-800-TRIFECTA

- As a team, the Hokies buried 319 treys in 2021-22 – the second-most in a single season in Tech history.
- Two of the Hokies' three best single-season marks have come under Coach Young.

Season	3FG	3FG%
2018-19	327	39.4
2021-22	319	39.2
2019-20	315	35.2

### DULLA AMONG MOST IMPROVED IN ACC

- Sean Pedulla reached double-figure scoring in each of his first 18 games of the 2022-23

season. Pedulla was the first Hokie to do that since Erick Green scored double figures in all 32 games of the 2012-13 season.

- Below is a chart of ACC players with the highest increased point production from last season.

Player	School	21-22	22-23	Change
Miles Kelly	Georgia Tech	4.5	14.4	+9.9
<b>Sean Pedulla</b>	<b>Virginia Tech</b>	<b>5.4</b>	<b>15.0</b>	<b>+9.6</b>
El Ellis	Louisville	8.7	17.7	+9.0
Tyree Appleby	Wake Forest	10.9	18.8	+7.9

- Pedulla checked in at No. 96 in The Almanac's Top 100 players entering the 2023-24 season.

## BREAKOUT YEAR LOADING?

- MJ Collins was thrust into the starting lineup as a freshman a year ago, and while there were growing pains, head coach Mike Young knew it would pay off in the long run.
- "He is poised to have an even finer sophomore year. He's bigger and stronger. I've challenged him to be a go-to defender," Young said. "He's worked really hard on his perimeter shooting."
- In preparation for guarding the opponent's best perimeter player, Collins has been chasing around Cattoor in practice.
- "It's not only going to benefit him but benefit our team," Cattoor said of Collins. "Coach challenges him, I challenge him. Every time we're in practice and we're on separate teams, I always want him to come guard me. I want to make it as hard as possible for him. In practice, I want to guard him and make it as hard as possible for him. But it's going to help him grow.
- "He's a competitor, he's going to fight. He's not afraid to make mistakes, which is ultimately going to make him better. It's going to be good for us to slide me off of the best player and have him do it. ... He's taken great strides from last year and I'm excited for him this year."
- Going back to the experience Collins gained from his first season in Blacksburg, the Clover, S.C., native ranked seventh among freshmen in the ACC in minutes per game.

Rank	Name	School	MPG
1	Judah Mintz	Syracuse	33.3
2	Mike James	Louisville	31.0
3	JJ Starling	Notre Dame	29.7
4	Tyrese Proctor	Duke	29.4
5	Kyle Filipowski	Duke	29.1
6	Mark Mitchell	Duke	27.2
<b>7</b>	<b>MJ Collins</b>	<b>Virginia Tech</b>	<b>24.7</b>

- Collins logged the second-most minutes per game by a VT freshman under Coach Young, only trailing Nahiem Alleyne's 26 minutes per game in 2019-20.

## SEVEN STRAIGHT TRIPS TO THE POSTSEASON

- With the Hokies' selection into the 2023 NIT, they have now been selected for a postseason tournament in seven consecutive seasons.

Year	Postseason Tournament	Head Coach
2023	NIT	Mike Young
2022	NCAA	Mike Young
2021	NCAA	Mike Young
2019	NCAA	Buzz Williams
2018	NCAA	Buzz Williams
2017	NCAA	Buzz Williams
2016	NIT	Buzz Williams

- A pretty remarkable turnaround for a program that prior to 2017 had only gone to the NCAA Tournament once (2007) in 20 years. Tech has been to the Big Dance a total of 13 times in program history and 14 times to the NIT.

## SHENANDOAH VALLEY STAND UP!

- Tyler Nickel hails from Harrisonburg, Va., in the Shenandoah Valley, the home region of two other Commonwealth basketball greats in Dell Curry and Ralph Sampson. Curry went on to play at Virginia Tech, finishing as the program's No. 2 all-time leading scorer with 2,385 career points and was drafted by the Utah Jazz in 1986. Sampson was a three-time national player of the year at Virginia, before being drafted as the No. 1 overall pick in the 1983 NBA Draft.
- However, it is Nickel who is the Virginia High School League's all-time leading scorer with 2,909 career points, passing the likes of Mac McClung, J.J. Redick, Moses Malone, Alonzo Mourning, Grant Hill and Allen Iverson on the way to the top.



## ACC ACTIVE CAREER 3FG LEADERS

	NAME (SCHOOL)	3FG	GP
1.	Joe Girard III (Clemson)	304	128
2.	Darin Green, Jr. (Florida State)	302	115
<b>3.</b>	<b>Hunter Cattoor (Virginia Tech)</b>	<b>257</b>	<b>121</b>
4.	DJ Horne (NC State)	256	122
5.	Nijel Pack (Miami)	242	90
6.	Cormac Ryan (Notre Dame)	215	118
7.	Blake Hinson (Pitt)	194	98
8.	Damari Monsanto (Wake Forest)	173	69
8.	RJ Davis (North Carolina)	165	103
10.	Josh Nickelberry (Florida State)	151	88

## ACC ACTIVE CAREER 3FG% LEADERS

	NAME (SCHOOL)	3FG-3FGA	3FG%
1.	Alex Hemenway (Clemson)	122-285	42.8
<b>2.</b>	<b>Hunter Cattoor (Virginia Tech)</b>	<b>257-615</b>	<b>41.8</b>
3.	Nijel Pack (Miami)	242-584	41.4
4.	Bensley Joseph (Miami)	55-135	40.7
5.	Jaeden Zackery (Boston College)	84-209	40.2
6.	Isaac McKneely (Virginia)	57-142	40.1
7.	Jake Heidbreder (Clemson)	119-304	39.1
8.	Damari Monsanto (Wake Forest)	173-448	38.6
9.	Darin Green Jr. (Florida State)	302-793	38.1
10.	DJ Horne (NC State)	256-679	37.7

## VT CAREER GAMES PLAYED

	NAME (YEARS)	GP
1.	Malcolm Delaney (2007-11)	136
2.	Dorenzo Hudson (2007-12)	135
3.	Ahmed Hill (2014-19)	134
	Jeff Allen (2007-11)	134
5.	Terrell Bell (2007-11)	133
	A.D. Vassallo (2005-09)	133
7.	Devin Wilson (2013-18)	129
	Erick Green (2009-13)	129
9.	Justin Bibbs (2014-18)	128
	Bobby Beecher (1982-86)	128
<b>NR</b>	<b>Hunter Cattoor (2019-pr.)</b>	<b>121</b>

## VT CAREER 3FG%

	NAME (YEARS)	3FG-3FGA	3FG%
1.	Ty Outlaw (2015-19)	136-291	46.7
2.	Justin Bibbs (2014-18)	254-599	42.4
<b>3.</b>	<b>Hunter Cattoor (2019-pr.)</b>	<b>257-615</b>	<b>41.8</b>
4.	Eddie Lucas (1997-99)	121-294	41.2
5.	Jalen Cone (2019-21)	101-246	41.1

## TEAM COMPARISON

VT	Stat	CU
88.5	Points Per Game	61.0
67.0	Opponents Points Per Game	62.5
+21.5	Scoring Margin	-1.5
33.0	Rebounds Per Game	29.5
+7.0	Rebounding Margin	-1.0
.509	FG Percentage	.494
.472	FG Percentage Defense	.412
.377	3FG Percentage	.261
.395	3FG Percentage Defense	.255
10.0	3FG Made Per Game	3.0
.804	FT Percentage	.720
21.0	Assists Per Game	8.5
8.0	Turnovers Per Game	15.0

## DANCIN' IN BACK-TO-BACK SEASONS

- In previous seasons in Virginia Tech history, the fastest head coach to make the NCAA Tournament was in Year Three. Those Hokies were Howie Shannon, Charlie Moir and Buzz Williams.
- Therefore, with Mike Young doing so in Year Two, he became the fastest Tech coach to make The Dance.
- The Hokies have also never had a head coach lead them to the NCAA Tournament in two of their first three seasons.
- Mike Young becomes just the third head coach in program history to register multiple trips to the NCAA Tournament, joining Charlie Moir and Buzz Williams.
- Here's a rundown of the head coaches who have guided Tech to the NCAA Tournament.

Head Coach	NCAAT Years	# of App.
Charlie Moir	1979, 1980, 1985, 1986	4
Buzz Williams	2017, 2018, 2019	3
<b>Mike Young</b>	<b>2021, 2022</b>	<b>2</b>
Don DeVoe	1976	1
Bill Foster	1996	1
Seth Greenberg	2007	1
Howie Shannon	1967	1

## ONE BIG FAMILY

- The camaraderie between the VT men's and women's basketball teams as described by Hunter Cattoor:
- "I'd say it's like a whole big family there. We play and practice in the same facility, so we see them every day, whether that's working out on our own time or during lift and practice. We see them all around. We're saying hey to them. I know Coach Brooks is doing a great job over there with that team. But I look at them as family. ... I think it's great for both programs to be together and support each other and want each other to do well."

## 50 SPOT

- Tech shot over 50% in a game five times during the 2020-21 season - going 5-0.
- Since Young got to Blacksburg, the Hokies are 35-5 in contests shooting 50% or greater - only losses: vs. BYU (11/27/19), vs.

Miami (1/26/22), at College of Charleston (11/20/22), at Miami (1/31/23), vs. South Carolina (11/10/23).

- Since the 2010-11 season, Tech is 106-16 when shooting 50% or better.

## COACH HUNT


- Mike Young had never let a player install a play before in his 38 years of coaching. He'd never had a player like Hunter Cattoor before, though.
- "He wants to be a coach," Young said on Oct. 3. "I had him install [a play] yesterday. I don't think I've ever done that in 38 years as a coach.
- "He commands a great deal of admiration and respect for what he's done here. [It] permeates throughout the program. I think he has embraced that and has done quite a good job thus far, and it'll be very important for this bunch."
- With defense being a point of emphasis for the entire Tech team heading into the season, Cattoor's tutelage will be crucial — and the teaching role is one he hopes to continue into the future. H/T Jack Brizendine

## FOCUSED ON TEAM SUCCESS

- As Cattoor wraps up his career in Blacksburg this season, his focus will be on getting the team back to the top of the ACC — and he knows everyone's personal goals will come to fruition in the process.
- "At the end of the day, you want to go out on a high note. You want to compete for another ACC championship. You want to make it to the big dance and make a run," he said.
- "I think that's just the main thing to worry about — team success — and the individual success will come along." H/T Jack Brizendine

## BYERS BOUGHT IN ON DEFENSIVE END

- J.D. Byers was hired as an assistant coach in April, bringing 13 years of experience at the Division I level with him to Blacksburg. He worked three stints with current Penn State head coach Mike Rhoades, most recently at VCU from 2017 to 2023.
- According to KenPom, VCU ranked 15th in adjusted defensive efficiency last season. Its three rankings the previous four seasons: seventh, 14th, 45th and seventh. Tech has only posted a top-40 defense five times since joining the ACC in 2004, the last time being 2019-20 under Buzz Williams (No. 20). H/T David Cunningham
- Though he wasn't necessarily the main reason why the Rams were so stingy on defense, Byers brought those lessons to Blacksburg. He watched Tech's games from last season through a unique lens since he wasn't involved, and the players said his feedback in specific areas has really helped.



The 2023-24 season marks the 22nd for Mike Young as a head coach.

## SPECIALTY STAT TRACKER

Opponent	Off TOs	Paint	2nd Chance	FB	Bench
Coppin State	30	36	8	10	50
South Carolina	11	36	7	6	17
Campbell					
Wofford					
Boise State					
Iowa State/VCU					
TBD					
at Auburn					
Louisville					
Valparaiso					
Vermont					
American					
at Wake Forest					
at Florida State					
Clemson					
Miami					
at Virginia					
at NC State					
Boston College					
Georgia Tech					
Duke					
at Miami					
at Notre Dame					
Florida State					
at North Carolina					
Virginia					
at Pitt					
at Syracuse					
Wake Forest					
at Louisville					
Notre Dame					
<b>Total +/-</b>	<b>+30</b>	<b>+18</b>	<b>+1</b>	<b>+14</b>	<b>+31</b>
<b>Season Highs</b>	<b>30</b>	<b>36</b>	<b>8</b>	<b>10</b>	<b>50</b>

## FAST BREAK

Tech has registered **two** wins over **top five** programs under head coach Mike Young - most recently an 81-73 win over No. 3 Villanova on Nov. 28, 2020.

SCHOOL RECORDS

INDIVIDUAL

Games Played (Season)	36, by 5 players
Games Started (Season)	36, by 5 players
Games Played (Career)	136, Malcolm Delaney (2007-11)
Games Started (Career)	126, Dell Curry (1982-86); Bobby Beecher (1982-86)
Consecutive Starts	123, Ace Custis (1993-97)
Minutes Played (Game)	55, by 3 players
Minutes Played (Season)	1,300, Malcolm Delaney (2010-11), 34 games
Minutes Played (Highest Season Average)	38.6, Jay Purcell (1991-92), 28 games
Minutes Played (Career)	4,688, Malcolm Delaney (2007-11)
Minutes Played (Highest Career Average)	35.1, Dale Solomon, 1978-82
Points (Overall Game)	52, Allan Bristow vs. George Washington (2-21-73)
Points (ACC Game)	37, Malcolm Delaney vs. Clemson (1-29-09)
Points (ACC Tournament Game)	32, Jalen Hudson vs. Wake Forest (3-10-15)
Points (NCAA Tournament)	29, Glen Combs vs. Indiana (3-17-67)
Points (NIT)	33, A.D. Vasallo vs. Duquesne (3-18-09)
Points (Season)	801, Erick Green (2012-13), 32 games
Points (ACC Season)	469, Erick Green (2012-13), 18 games
Points (Season Average)	26.6, Bimbo Coles (1988-89), 27 games
Points (Double-Figure Games, Season)	34, Dell Curry (1983-84), 35 games
Points (Career)	2,484, Bimbo Coles (1986-90)
Points (Career Average)	23.1, Allan Bristow (1970-73)
Points (Double-Figure Games, Career)	115, Dell Curry (1982-86)
Field Goals Made (Game)	22, Allan Bristow vs. George Washington (2-21-73)
3-Pointers Made (Game)	9, Hunter Cattoor at Florida State (1-29-22); Justin Robinson vs. Syracuse (1-26-19)
Field Goals Made (Season)	305, Dell Curry (1985-86), 30 games
3-Pointers Made (Season)	106, Wally Lancaster (1987-88), 29 games
Field Goals Made (Career)	1,021, Dell Curry (1982-86)
3-Pointers Made (Career)	267, A.D. Vasallo (2005-09)
Free Throws Made (Game)	20, by 3 players
Free Throws Made (Season)	230, Malcolm Delaney (2009-10), 33 games
Free Throws Made (Career)	721, Malcolm Delaney (2007-11)
Rebounds (Game)	36, Chris Smith vs. Washington & Lee (1-9-59)
Rebounds (Season)	495, Chris Smith (1959-60), 26 games
Rebounds (Career)	1,508, Chris Smith (1957-61)
Assists (Game)	12, by 3 players
Assists (Season)	192, Dave Sensibaugh (1975-76), 28 games
Assists (Career)	547, Bimbo Coles (1986-90)
Steals (Game)	8, by 3 players
Steals (Season)	94, Jamon Gordon (2006-07), 34 games
Steals (Career)	295, Dell Curry (1982-86)
Blocks (Game)	9, Roy Brow vs. James Madison (12-6-86); vs. Baptist College (12-12-87)
Blocks (Season)	100, Roy Brow (1987-88), 28 games
Blocks (Career)	251, Roy Brow (1984-88)

TEAM

Points (Game)	141, vs. Southern Miss (2-6-88)
Points (Season)	2,646, 1987-88, 29 games
Field Goals Made (Game)	52, vs. VMI (2-20-59)
Field Goals Made (Season)	1,058, 1983-84, 35 games
FG Percentage (Game)	.722 (39-54), vs. Syracuse (1-28-76)
FG Percentage (Season)	.517 (1,030-1,993), 1981-82
3-Pointers Made (Game)	21, vs. Delaware State (11-20-19)
3-Pointers Made (Season)	327, 2018-19, 35 games
3FG Percentage (Game)	.720 (18-25), at Florida State (1-29-22)
3FG Percentage (Season)	.403 (290-720), 2016-17
Rebounds (Game)	83, vs. VMI (2-19-61)
Assists (Game)	36, vs. The Citadel (11-12-17)
Steals (Game)	21, at Clemson (2-8-06)
Blocks (Game)	15 (2x), last vs. VMI (12-9-09)

2023-24 HONORS WATCH

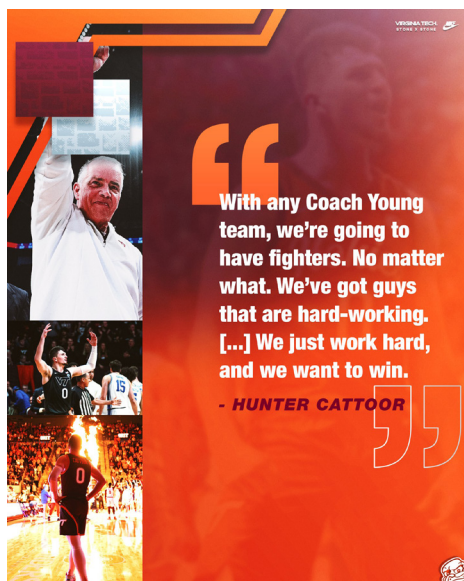


**Sean Pedulla**  
*The Almanac Top 100*  
 • Ranked No. 96



## BLUE COLLAR MENTALITY

- Fifth-year guard Hunter Cattoor talks about the work ethic and mentality a Coach Young team possesses.



## EMBRACING ALL ASPECTS OF LIFE

- Robbie Beran has a deep connection with animals. He's pursuing a master's degree in applied animal behavior and welfare at Virginia Tech. Under his roof, Beran has his two dogs – Smokey (chihuahua) and Stella (a Labrador retriever/mutt mix) – then his girlfriend's dog, Ivy (golden retriever).
- The COVID-19 pandemic allowed Beran to embrace his connection with them and the emotional support they have to offer.
- Beran is also thrilled to be playing his final season of college basketball in the Commonwealth. The Richmond, Va., native is reunited with his sister, Annemarie, who attends the Edward Via College of Osteopathic Medicine (VCOM) in Blacksburg.



## LEADING AT THE BREAK

- Over the last four seasons, Tech is 51-10 when leading at halftime.
- The Hokies are 63-15 in the Mike Young era when up at half.



## NATIONAL POLLS

### ASSOCIATED PRESS POLL

Updated: Nov. 13

Rank	School	Record	Points
1	Kansas (51)	2-0	1530
2	Purdue (7)	2-0	1464
3	Arizona (3)	2-0	1356
4	Marquette	2-0	1311
5	UConn (1)	2-0	1301
6	Houston	2-0	1180
7	Tennessee	2-0	1146
8	Creighton	2-0	1130
9	Duke	1-1	1088
10	Florida Atlantic	1-0	1004
11	Gonzaga	1-0	825
12	Miami	2-0	778
13	Texas A&M	2-0	728
14	Arkansas	2-0	719
15	Baylor	3-0	578
16	USC	2-0	573
17	Kentucky	2-0	549
18	Michigan State	1-1	516
19	Texas	2-0	513
20	North Carolina	2-0	501
21	Villanova	2-0	406
22	Alabama	2-0	264
23	Illinois	2-0	170
24	James Madison	3-0	91
25	Colorado	2-0	78

**Receiving Votes:** Memphis 53, Virginia 49, St. John's 47, UCLA 36, TCU 34, San Diego State 33, BYU 32, Saint Mary's 20, Mississippi State 19, Iowa State 10, Wisconsin 6, Auburn 5, Weber State 2, Michigan 2, Drake 1, Clemson 1, Boise State 1

**Dropped from Rankings:** San Diego State 17, Saint Mary's 23

### USA TODAY COACHES' POLL

Updated: Nov. 13

Rank	School	Record	Points
1	Kansas (25)	2-0	765
2	Purdue (3)	2-0	737
3	Arizona (3)	2-0	682
4	UConn	2-0	648
5	Marquette	2-0	616
6	Houston	2-0	603
7	Creighton	2-0	574
8	Tennessee	2-0	560
9	Duke	1-1	528
10	Florida Atlantic	1-0	465
11	Miami	2-0	366
12	Gonzaga	1-0	363
13	Baylor	3-0	344
14	Arkansas	2-0	341
15	Texas A&M	2-0	334
16	Kentucky	2-0	274
17	Texas	2-0	252
18	North Carolina	2-0	234
19	Michigan State	1-1	227
20	USC	2-0	224
21	Villanova	2-0	220
22	Alabama	2-0	205
23	Illinois	2-0	91
24	Saint Mary's	2-1	59
25	Virginia	2-0	47
	UCLA	2-0	47

**Receiving Votes:** Colorado 46, Memphis 40, San Diego State 35, James Madison 25, Michigan 25, TCU 19, Mississippi State 17, Iowa State 16, Xavier 13, BYU 6, Auburn 6, St. John's 5, Clemson 4, Princeton 4, Wisconsin 3, Oregon 2, Iowa 1, NC State 1, Boise State 1

**Dropped from Rankings:** San Diego State 15

### TRACKING TECH

	AP	Coaches
Preseason	-	-
11/13	-	-
11/20	-	-
11/27	-	-
12/4	-	-
12/11	-	-
12/18	-	-
12/25	-	-
1/1	-	-
1/8	-	-
1/15	-	-
1/22	-	-
1/29	-	-
2/5	-	-
2/12	-	-
2/19	-	-
2/26	-	-
3/4	-	-
3/11	-	-
3/18	-	-
Final	-	-

**Ratings Tracker** (through Nov. 13)

ESPN.com BPI	28
KenPom.com	59
Massey	89
NCAA NET Rankings	-
Sagarin	72

**Virginia Tech's "Best" NET Wins:**

-	-
---	---

## 2023-24 RANKING SUMMARY

Statistic	National Rank	Conference Rank	Value	National Leader	Value	Conference Leader	Value
Assist/Turnover Ratio (350 ranked)	8	1	2.62	Massachusetts	4.00	Virginia Tech	2.62
Assists Per Game (350 ranked)	18	2	21.0	Eastern Ky.	30.5	Florida St.	23.0
Bench Points per game (349 ranked)	54	2	33.50	UTEP	69.00	Florida St.	46.00
Blocks Per Game (349 ranked)	248	14	2.5	Arkansas	9.5	Miami (FL) Florida St.	9.0 9.0
Effective FG pct (350 ranked)	43	2	0.596	Kansas	0.720	Miami (FL)	0.618
Fastbreak Points (350 ranked)	251	11	8.00	Eastern Ky.	40.50	Miami (FL)	21.50
Field Goal Percentage (350 ranked)	66	5	50.9	Kansas	62.6	Duke	53.2
Field Goal Percentage Defense (350 ranked)	293	13	47.2	Southern Miss.	23.0	Pittsburgh	30.5
Fouls Per Game (350 ranked)	45	2	14.0	Creighton	6.5	North Carolina	9.5
Free Throw Attempts Per Game (349 ranked)	71	4	25.5	High Point	36.5	Virginia	31.5
Free Throw Percentage (350 ranked)	28	2	80.4	St. John's (NY)	91.7	Wake Forest	89.7
Free Throws Made Per Game (350 ranked)	28	1	20.5	Denver	29.0	Virginia Tech	20.5
Rebound Margin (350 ranked)	120	4	7.0	Longwood	25.5	Pittsburgh	24.0
Rebounds (Defensive) Per Game (350 ranked)	279	14	23.00	Southern Miss.	40.00	Pittsburgh	38.00
Rebounds (Offensive) Per Game (350 ranked)	226	10	10.00	Coastal Carolina	23.00	Georgia Tech Louisville	18.50 18.50
Rebounds Per Game (350 ranked)	286	13	33.00	Southern Miss.	57.00	Pittsburgh	54.00
Scoring Defense (350 ranked)	143	7	67.0	Houston	40.5	Pittsburgh	56.0
Scoring Margin (350 ranked)	74	4	21.5	UTEP	50.0	Pittsburgh	38.5
Scoring Offense (350 ranked)	60	5	88.5	UTEP	121.5	Miami (FL) Pittsburgh	94.5 94.5
Steals Per Game (350 ranked)	109	5	8.5	UTEP	18.5	Miami (FL) Virginia	12.0 12.0
Three Point Attempts Per Game (348 ranked)	81	5	26.5	North Florida	37.0	Florida St.	33.0
Three Point Percentage (350 ranked)	83	5	37.7	Toledo UNC Greensboro	51.7 51.7	Miami (FL)	44.9
Three Point Percentage Defense (349 ranked)	310	14	39.5	Southern Miss.	10.7	Florida St.	16.0
Three Pointers Per Game (350 ranked)	55	5	10.0	Creighton UNC Greensboro	15.0 15.0	Miami (FL) Pittsburgh Florida St.	11.0 11.0 11.0
Turnover Margin (350 ranked)	39	2	6.5	Purdue Fort Wayne	16.0	Virginia	9.0
Turnovers Forced Per Game (350 ranked)	128	6	14.50	UTEP	25.50	Florida St. Miami (FL)	17.00 17.00
Turnovers Per Game (350 ranked)	17	2	8.0	Kentucky	4.5	Virginia	7.0
Winning Percentage (298 ranked)	154	11	50.0	130 teams tied	100.0	10 teams tied	100.0

## GAMES STARTED

	Streak	23-24	Career	ACC
Hunter Cattoor	19	2	73	39
MJ Collins	16	2	18	13
Sean Pedulla	36	2	36	20
Mekhi Long	4	-	64	-
Patrick Wessler	-	-	-	-
Brandon Rechsteiner	-	-	-	-
John Camden	-	-	-	-
Jaydon Young	-	-	-	-
Lynn Kidd	2	2	7	3
Tyler Nickel	-	-	-	-
Robbie Beran	38	2	102	-
Michael Ward	-	-	-	-
Mylyjael Poteat	-	-	3	-
Conner Venable	-	-	-	-




## NON-CONFERENCE BREAKDOWN

Team	NET	Result
Coppin State		W, 100-55
South Carolina		L, 77-79
Campbell		
Wofford		
Boise State		
Iowa State/VCU		
TBD		
Auburn		
Valparaiso		
Vermont		
American		



Hunter Cattoor is tied for third all-time at VT in career 3-pointers made with 257.





## SEASON BREAKDOWN

### TECH'S RECORD WHEN...

	2023-24
Overall	1-1
ACC	0-0
At home	1-0
On the road	0-0
At neutral sites	0-1
After a win	0-1
After a loss	0-0
In overtime	0-0
vs. ranked opponents	0-0
Winning the opening tip	1-1
Losing the opening tip	0-0
Decided by 1-4 points or OT	0-1
Decided by 5-10 points	0-0
Decided by 11-20 points	0-0
Decided by 21+ points	1-0
Leading at half	1-0
Tied at half	0-0
Trailing at half	0-1
VT shoots 50% or better	1-1
VT shoots 40-49.9%	0-0
VT shoots less than 40%	0-0
VT out-shoots opponent	1-0
Opp. out-shoots VT	0-1
Opp. shoots 40% or better	0-1
Opp. shoots less than 40%	1-0
VT out-rebounds opponent	1-0
Opp. out-rebounds VT	0-1
Rebounds are tied	0-0
VT has more FT attempts	1-1
Opp. has more FT attempts	0-0
VT makes more 3-pointers	1-0
Opp. makes more 3-pointers	0-1
VT wins turnover battle	1-1
Opp. wins turnover battle	0-0
Turnovers are tied	0-0
VT scores 100+	1-0
VT scores 90-99 points	0-0
VT scores 80-89 points	0-0
VT scores 70-79 points	0-1
VT scores 60-69 points	0-0
VT scores 50-59 points	0-0
VT scores < 50 points	0-0
Opp. scores > 99 points	0-0
Opp. scores 90-99 points	0-0
Opp. scores 80-89 points	0-0
Opp. scores 70-79 points	0-1
Opp. scores 60-69 points	0-0
Opp. scores 50-59 points	1-0
Opp. scores < 50 points	0-0
Playing on Monday	1-0
Playing on Tuesday	0-0
Playing on Wednesday	0-0
Playing on Thursday	0-0
Playing on Friday	0-1
Playing on Saturday	0-0
Playing on Sunday	0-0
In November	1-1
In December	0-0
In January	0-0
In February	0-0
In March	0-0
Playing during the day	0-0
Playing at night	1-1
Wearing White	1-0
Wearing Maroon	0-0
Wearing Orange	0-1
Wearing Black	0-0

### STARTING LINEUPS

#### W/L

1-1 Sean Pedulla, Hunter Cattoor, MJ Collins, Robbie Beran, Lynn Kidd

#### Margin of Victory/Defeat

	1	2	3	4	5	6	7	8	9	10	11-19	20+
Wins	-	-	-	-	-	-	-	-	-	-	-	1
Losses	-	1	-	-	-	-	-	-	-	-	-	-

#### Most First Half Points

Virginia Tech 45 vs. Coppin State (11/6/23)  
Opponents 38 by South Carolina (11/10/23)

#### Most Second Half Points

Virginia Tech 55 vs. Coppin State (11/6/23)  
Opponents 41 by South Carolina (11/10/23)

#### Fewest First Half Points

Virginia Tech 31 vs. South Carolina (11/10/23)  
Opponents 19 by Coppin State (11/6/23)

#### Fewest Second Half Points

Virginia Tech 46 vs. South Carolina (11/10/23)  
Opponents 36 by Coppin State (11/6/23)

#### Largest Halftime Lead

Virginia Tech 26 vs. Coppin State (11/6/23)  
Opponents 7 by South Carolina (11/10/23)

#### Largest Margin of Victory

Virginia Tech 45 vs. Coppin State (11/6/23)  
Opponents 2 by South Carolina (11/10/23)

### MISCELLANEOUS

#### How 1st Points Were Scored

Layup -  
3FG -  
Jumper 1  
Dunk -  
Free Throw 1  
Tip-in -

#### Rebounds Leader

Lynn Kidd 1  
Sean Pedulla 1  
  
**Assists Leader**  
Sean Pedulla 2

#### Blocks Leader

Robbie Beran 2  
Hunter Cattoor 1  
Lynn Kidd 1  
Tyler Nickel 1

#### 15+ Rebounds

-

#### 20+ Rebounds

-

#### Scored VT's 1st Points

Hunter Cattoor 1  
Sean Pedulla 1  
  
**First Off VT Bench**  
Mekhi Long 1  
Tyler Nickel 2  
Mylyjael Poteat 2

#### Steals Leader

MJ Collins 1  
Mekhi Long 2  
Lynn Kidd 1  
Sean Pedulla 1  
Jaydon Young 1

#### 10+ Points

Hunter Cattoor 2  
Lynn Kidd 2  
Tyler Nickel 1  
Brandon Rechsteiner 1  
Sean Pedulla 2

#### 5+ Assists

Sean Pedulla 2  
Jaydon Young 1

#### 10+ Assists

Sean Pedulla 1

#### 20+ Points

Sean Pedulla 1

#### 5+ Steals

-

#### 30+ Points

-

#### 5+ Blocks

-

#### 10+ Rebounds

Lynn Kidd 1

#### Double-Doubles

Lynn Kidd 1  
Sean Pedulla 1

#### Triple-Doubles

-

THE LAST TIME

LAST TIME VIRGINIA TECH...

Scored 100+ points and won	100-55, vs. Coppin State, 11/6/23
Scored 100+ points and lost	100-104 (2OT), vs. Maryland, 2/27/10
Played in OT	65-70 (OT), at Boston College, 12/21/22
Played in consecutive OTs	82-77 (OT), vs. UAB, 11/28/15; 79-81 (OT), vs. Northwestern, 12/1/15
Played in 2OT	79-77 (2OT), vs. North Carolina, 1/22/20
Played in 3OT	95-102 (3OT), vs. Miami (Fla.), 2/19/20
Scored 100+ points	100-55, vs. Coppin State, 11/6/23
Scored 90-99 points	93-87, at Notre Dame, 2/11/23
Scored 80-89 points	82-60, vs. Florida State, 3/4/23
Scored 70-79 points	77-79, vs. South Carolina, 11/10/23
Scored 60-69 points	67-64, vs. Notre Dame, 3/7/23
Scored 50-59 points	50-51, at #19 Clemson, 1/21/23
Scored 40-49 points	47-24, at #23 NC State, 2/2/19
Scored 30-39 points	39-65, at #19 Virginia, 1/4/20
Scored 20-29 points	27-40, at McGuire Hospital, 2/2/46
Scored 10-19 points	16-45, at Virginia, 1/30/39
Scored less than 10 points	9-29, vs. North Carolina, 1/12/35
Allowed 100+ points	95-102 (3OT), vs. Miami (Fla.), 1/19/20
Allowed 90-99 points	77-97, vs. NC State, 3/8/23
Allowed 80-89 points	72-81, at Cincinnati, 3/15/23
Allowed 70-79 points	77-79, vs. South Carolina, 11/10/23
Allowed 60-69 points	67-64, vs. Notre Dame, 3/7/23
Allowed 50-59 points	100-55, vs. Coppin State, 11/6/23
Allowed 40-49 points	74-48, vs. Grambling State, 12/17/22
Allowed 30-39 points	65-39, vs. Radford, 11/15/21
Allowed 20-29 points	47-24, at #23 NC State, 2/2/19
Allowed 10-19 points	60-19, vs. Lynchburg, 1/9/46
Allowed less than 10 points	28-9, vs. Hampden-Sydney, 1/17/1923
Scored at least 60 points in a half	66, 2nd Half, vs. The Citadel, 11/12/17
Largest margin of victory	83, vs. Randolph-Macon (87-4), 1/10/1911
Largest margin of victory in ACC	38, vs. Wake Forest (84-46), 2/27/21
Defeated a ranked opponent on the road	47-24, at #23 NC State, 2/2/19
Defeated a ranked opponent at home	74-68, vs. #6 Virginia, 2/4/23
Defeated a ranked opponent on a neutral court	82-67, vs. #7 Duke, 3/12/22
Defeated a defending national champion	65-51, vs. #8 Virginia, 1/30/21
Held opponent without a double-figure scorer	65-39, vs. Radford, 11/15/21
Failed to have a double-figure scorer	41-57, vs. Temple, 2/25/96
Had 5 or more players score in double figures	5, vs. Coppin State, 11/6/23
Had 6 or more players score in double figures	vs. Cornell, 12/8/21
Had 7 or more players score in double figures	vs. Cornell, 12/8/21
Did not make a 3FG	at Providence, 2/1/03
Opponent did not make a 3FG	vs. Virginia, 2/14/22
Did not shoot a FT in the first half	at Cincinnati, 3/15/23
Did not shoot a FT in the second half	at #10 Virginia, 1/18/23
Opponent did not shoot a FT	vs. Merrimack, 11/21/21
Opponent did not make a FT	vs. Florida State, 3/4/23
Held an opponent under 10 points in a half	9, vs. Eastern Michigan (1H), 12/22/11
Held an opponent under 20 points in a half	17, vs. Pitt (1H), 2/7/22
Had double-figure blocked shots	10, vs. Wake Forest, 2/27/21
Came back from a double-figure deficit to win	10, vs. Grambling State, 12/17/22
Lost a double-digit lead	11, at Boston College, 1/22/22
Led by 20 or more points at halftime	26, vs. Coppin State, 11/6/23
Had 20-29 assists in a game	29, vs. Coppin State, 11/6/23
Had 30 or more assists	36, vs. The Citadel, 11/12/17
Held a team under 20 percent from the floor	16.7%, at No. 23/22 NC State, 2/2/19
Held a team under three made FGs in a half	2, vs. Notre Dame, 1/10/21
Won an ACC Tournament Championship	82-67, vs. #7 Duke, 3/12/22
Won an NCAA Tournament game	67-58, vs. Liberty, 3/24/19

WHAT'S A HOKIE?

The answer leads all the way back to 1896 when Virginia Agricultural and Mechanical College changed its name to Virginia Polytechnic Institute. With the change came the necessity for writing a new cheer and a contest for such a purpose was held by the student body.



Senior O.M. Stull won first prize for his "Hokie" yell which is still used today. Later, when asked if "Hokie" had any special meaning, Stull explained the word was solely the product of his imagination and was used only as an attention-getter for his yell. It soon became a nickname for all Tech teams and for those people loyal to Tech athletics.

The official university school colors - Chicago Maroon and Burnt Orange - also were introduced in 1896. The colors were chosen by a committee because they made a 'unique combination' not worn elsewhere at the time. The official definition of "Hokie" is "a loyal Virginia Tech Fan."



OUR NAME


When referring to our name, we ask that you use Virginia Tech, Hokies or Tech - and not 'Vah Tech.' Thank you!

## THE LAST TIME

### LAST TIME A VIRGINIA TECH PLAYER...

Recorded a double-double	Sean Pedulla (15 pts./10 asts.) & Lynn Kidd (14 pts./11 rebs.), vs. Coppin State, 11/6/23
Recorded a triple-double	Justyn Mutts (12 pts./14 rebs./11 ast.), vs. Syracuse, 2/12/22
Two Tech players recorded double-doubles in same game	Sean Pedulla (15 pts./10 asts.) & Lynn Kidd (14 pts./11 rebs.), vs. Coppin State, 11/6/23
Two Tech players recorded double-doubles in consecutive games	vs. North Carolina (ACC Tournament), 3/13/09; vs. Duquesne (NIT), 3/18/09
Had five or more steals	Sean Pedulla (5), at Georgia Tech, 2/15/23
Had 10 or more assists in a game	Sean Pedulla (10), vs. Coppin State, 11/6/23
Had 20 or more rebounds in a game	Jeff Allen (21), vs. Longwood, 12/14/08
Two Tech players with double-figure rebounds	Grant Basile (10) and Lynn Kidd (10), vs. Delaware State, 11/7/22
Two Tech players had five or more assists	Sean Pedulla (10) & Jaydon Young (5), vs. Coppin State, 11/6/23
Three Tech players had five or more assists	Justyn Mutts (8), Hunter Cattoor (8) & Grant Basile (5), vs. Syracuse, 1/28/23
Four Tech players had five or more assists	Kerry Blackshear Jr. (8), Devin Wilson (7), Justin Robinson (7) & Chris Clarke (5), vs. The Citadel, 11/12/17
Three Tech players made five or more 3FG	Nahiem Alleyne (5), Jalen Cone (5) & Isaiah Wilkins (5), vs. Delaware State, 11/20/19
Eight or more Tech players made a 3FG	8 players, at Pitt, 2/5/22
Two Tech players scored 20 or more points	Hunter Cattoor (20) & Sean Pedulla (20), at Miami, 1/31/23
Three Tech players scored 20 or more points	Nickeil Alexander-Walker (25), Ahmed Hill (23) & Justin Robinson (23), vs. #23 Purdue, 11/18/18
Two Tech players scored 20 or more points in consecutive games	Nickeil Alexander-Walker & Kerry Blackshear Jr., 11/10/17 & 11/12/17
Tech player scored 30 or more points in consecutive games	Grant Basile, 2/8/23 & 2/11/23
Tech freshman scored 20 or more points in a game	Sean Pedulla (20), at Florida State, 1/29/22
Three Tech freshmen scored in double figures in a game	Hunter Cattoor (14), Jalen Cone (11) & Lander Nolley II (10), vs. North Carolina, 3/10/20
Four Tech freshmen scored in double figures in a game	Landers Nolley II (21), Tyrece Radford (21), Jalen Cone (15) & Nahiem Alleyne (10), at Wake Forest, 1/14/20
Tech player scored 30-39 points in a game	Grant Basile (33), at Notre Dame, 2/11/23
Tech player scored 40-49 points in a game	Dorenzo Hudson (41), vs. Seton Hall, 1/2/10
Tech player scored 50+ points in a game	Bimbo Coles (51), vs. Southern Miss, 2/6/88
Tech player had consecutive double-doubles	Justyn Mutts, 11/17/22, 11/18/22
Tech player had three consecutive double-doubles	Keve Aluma, 1/27/21, 1/30/21, 2/3/21
Tech freshman had consecutive double-doubles	Kerry Blackshear Jr., 12/13/15, 12/19/15
Tech allowed a triple-double	Dennis Smith Jr. (27 pts./11 rebs./11 ast.), at NC State, 1/4/17
Tech had a walk-on score double figures	Christian Beyer (13), vs. Alabama A&M, 12/14/14





## MIKE YOUNG

Head Coach | Fifth Season at Virginia Tech

2020-21 ACC Coach of the Year

### CAREER RECORDS

Overall Record	373-296
Conference Games	210-162
Non-Conference Games	158-131
Conference Tournament	25-15
NCAA Tournament	1-7
Overtime Games	20-17
One-Point Games	12-15
vs. AP Top 25	9-29

### VS. CURRENT ACC HEAD COACHES

Coach	All	VT	Wofford
Earl Grant	0-3	0-3	-
Brad Brownell	4-5	4-3	0-2
Jon Scheyer	1-1	1-1	-
Leonard Hamilton	2-1	2-1	-
Josh Pastner	3-4	2-3	1-1
Kenny Payne	1-0	1-0	-
Jim Larrañaga	4-6	3-5	1-1
Kevin Keatts	2-3	2-3	-
Hubert Davis	2-2	2-2	-
Micah Shrewsberry	1-0	1-0	-
Jeff Capel III	4-1	4-1	-
Jim Boeheim	3-3	3-3	-
Tony Bennett	3-5	3-4	0-1
Steve Forbes	8-5	2-2	6-3
<b>Total</b>	<b>38-39</b>	<b>30-31</b>	<b>8-8</b>

#### vs. Coach Young

Earl Grant	3-0 at BC
Brad Brownell	5-4 at Clemson
Jon Scheyer	1-1 at Duke
Leonard Hamilton	1-2 at Florida State
Josh Pastner	4-3 at Georgia Tech
Kenny Payne	0-1 at Louisville
Jim Larrañaga	0-1 at GMU; 6-3 at Miami
Kevin Keatts	3-2 at NC State
Hubert Davis	2-2 at UNC
Micah Shrewsberry	0-1 at Penn State
Jeff Capel III	1-4 at Pitt
Jim Boeheim	3-3 at Syracuse
Tony Bennett	5-3 at UVA
Steve Forbes	3-6 at ETSU; 2-2 at Wake

### ▶ COACH YOUNG: CAREER BREAKDOWN

Season	School	Overall	Conference	Finish	Postseason	Ranking	RPI/NET
2002-03	Wofford	14-15 .483	8-8 .500	T6th	-	-/-	219
2003-04	Wofford	9-20 .310	4-12 .250	T10th	-	-/-	273
2004-05	Wofford	14-14 .500	7-9 .438	8th	-	-/-	225
2005-06	Wofford	11-18 .379	6-9 .400	9th	-	-/-	287
2006-07	Wofford	10-20 .333	5-13 .278	T9th	-	-/-	295
2007-08	Wofford	16-16 .500	8-12 .400	8th	-	-/-	191
2008-09	Wofford	16-14 .533	12-8 .600	4th	-	-/-	177
2009-10	Wofford	26-9 .743	15-3 .833	1st	NCAA First Round	-/-	73
2010-11	Wofford	21-13 .618	14-4 .778	T1st	NCAA First Round	-/-	105
2011-12	Wofford	19-14 .576	12-6 .667	T2nd	CBI	-/-	178
2012-13	Wofford	13-19 .406	7-11 .389	T8th	-	-/-	253
2013-14	Wofford	20-13 .606	11-5 .688	T3rd	NCAA First Round	-/-	152
2014-15	Wofford	28-7 .800	16-2 .889	1st	NCAA First Round	RV/-	49
2015-16	Wofford	15-17 .469	11-7 .611	T3rd	-	-/-	202
2016-17	Wofford	16-17 .485	10-8 .556	T4th	-	-/-	189
2017-18	Wofford	21-13 .618	11-7 .611	T4th	CIT	-/-	141
2018-19	Wofford	30-5 .857	18-0 1.000	1st	NCAA Second Round	19/18	14
<b>Totals</b>	<b>17 Seasons</b>	<b>299-244 .551</b>	<b>175-124 .585</b>				
2019-20	Virginia Tech	16-16 .500	7-13 .350	T10th	-	-/-	92
2020-21	Virginia Tech	15-7 .682	9-4 .692	3rd	NCAA First Round	25/RV	51
2021-22	Virginia Tech	23-13 .639	11-9 .550	7th	NCAA First Round	RV/RV	27
2022-23	Virginia Tech	19-15 .559	8-12 .400	11th	NIT First Round	-/-	75
2023-24	Virginia Tech	1-1 .500	0-0 .000	-	-	-/-	-
<b>Totals</b>	<b>5 Seasons</b>	<b>74-52 .587</b>	<b>35-38 .479</b>				
<b>Overall</b>	<b>22 Seasons</b>	<b>373-296 .558</b>	<b>210-162 .565</b>				

### ▶ THE YOUNG FILE

Born	5/1/1963
Hometown	Radford, Virginia
Wife	Margaret
Children	Cooper, Davis
Education	Emory & Henry, 1986
Joined Tech Staff	4/7/2019
Years as College Head Coach	22
Years as College Coach	38

#### Coaching Career

1986-88	Assistant Coach, Emory & Henry
1988-89	Assistant Coach, Radford
1989-02	Assistant Coach, Wofford
2002-19	Head Coach, Wofford
2019-pr.	Head Coach, Virginia Tech

### ▶ ACCOMPLISHMENTS

#### Seven NCAA Tournaments

2022, 2021, 2019, 2015, 2014, 2011, 2010

#### One ACC Tournament Championship

2022

#### Five SoCon Tournament Championships

2019, 2015, 2014, 2011, 2010

#### Four SoCon Regular-Season Titles

2019, 2015, 2011, 2010

#### Two-time National Coach of the Year

2019 (Sporting News), 2010 (Hugh Durham)

#### Three AP All-America Selections

Fletcher Magee (2018-19), Karl Cochran (2014-15), Noah Dahlman (2009-10)

# O HUNTER CATTOOR

**GRADUATE STUDENT** Guard | 6-3 | 200 | M.A. in Education, Liberal Arts and Human Sciences  
Orlando, Florida | Bishop Moore



## SEASON/CAREER BESTS

### POINTS

Season 13 (2x), last vs. South Carolina (11/10/23)  
Career 31 vs. Duke (3/12/22)

### REBOUNDS

Season 4 vs. South Carolina (11/10/23)  
Career 9 vs. Radford (11/15/21)

### ASSISTS

Season 4 vs. Coppin State (11/6/23)  
Career 8 vs. Syracuse (1/28/23)

### BLOCKS

Season 1 vs. Coppin State (11/6/23)  
Career 3 vs. Wake Forest (2/27/21)

### STEALS

Season 1 vs. Coppin State (11/6/23)  
Career 4 (2x), last vs. Miami (2/21/23)

### MINUTES

Season 40 vs. South Carolina (11/10/23)  
Career 40 (4x), last vs. South Car. (11/10/23)

### FIELD GOALS MADE

Season 4 vs. South Carolina (11/10/23)  
Career 11 vs. Duke (3/12/22)

### FIELD GOALS ATTEMPTED

Season 12 vs. South Carolina (11/10/23)  
Career 16 vs. Duke (3/12/22)

### 3-PT. FIELD GOALS MADE

Season 3 (2x), last vs. South Carolina (11/10/23)  
Career 9 at Florida State (1/29/22)

### 3-PT. FIELD GOALS ATTEMPTED

Season 10 vs. South Carolina (11/10/23)  
Career 11 at Florida State (1/29/22)

### FREE THROWS MADE

Season 4 vs. Coppin State (11/6/23)  
Career 7 vs. Oklahoma State (12/11/22)

### FREE THROWS ATTEMPTED

Season 4 vs. Coppin State (11/6/23)  
Career 8 (2x), last vs. Oklahoma St. (12/11/22)

- Got engaged to Chloe Brooks in June 2023. *Last name pronounced: cuh-TOUR*
- 2022 ACC Tournament MVP; 31 points vs. Duke in title game.
- MVP of Basketball Hall of Fame Shootout vs. St. Bonaventure.
- One of Tech's top threats from three.
- Had 12 games of hitting three or more 3FGs in back-to-back seasons (2020-22).
- Reached double-figure scoring 17 times as a junior.
- Erupted for nine 3-pointers (tied single-game program record) at Florida State, which was the turning point in the Hokies' 2021-22 season.
- Originally committed to Wofford, but signed with the Hokies after Virginia Tech's hiring of Mike Young.
- Four-year letterwinner at Bishop Moore High School.
- Scored 1,420 points in high school. Was a 3-star recruit (247 Sports).
- Also played quarterback on Bishop Moore's football team.
- Wants to coach basketball when playing career is over.

## 2023-24 GAME-BY-GAME STATS

Opponent	Date	GS	MIN	Total		3-Pointers		Free throws		Rebounds				PF	A	TO	BLK	STL	PTS	AVG
				FG-FGA	PCT	3FG-3FGA	PCT	FT-FTA	PCT	OFF	DEF	TOT	AVG							
Coppin St.	11/06/2023	*	26:17	3-5	.600	3-5	.600	4-4	1.000	0	2	2	2.0	2	4	1	1	1	13	13.0
vs South Carolina	11/10/2023	*	40:00	4-12	.333	3-10	.300	2-2	1.000	0	4	4	3.0	3	0	0	0	0	13	13.0
<b>Totals</b>			<b>2 66:17</b>	<b>7-17</b>	<b>.412</b>	<b>6-15</b>	<b>.400</b>	<b>6-6</b>	<b>1.000</b>	<b>0</b>	<b>6</b>	<b>6</b>	<b>3.0</b>	<b>5</b>	<b>4</b>	<b>1</b>	<b>1</b>	<b>1</b>	<b>26</b>	<b>13.0</b>

## Player Averages

Games Played	Minutes/game	Points/game	FG Pct	3FG Pct	FT Pct	Rebounds/game	Assists/game	Turnovers/game	Assist/Turnover ratio	Steals/game	Blocks/game
2	33.1	13.0	41.2	40.0	100.0	3.0	2.0	0.5	4.0	0.5	0.5

## CAREER STATS

SEASON	TEAM	GP-GS	MIN/AVG	FG-FGA	FG%	3FG-3FGA	3FG%	FT-FTA	FT%	OFF	DEF	TOT	AVG	PF-FO	A	TO	BLK	STL	PTS	AVG
2019-20	VT	31-3	628/20.3	69-165	.418	51-127	.402	14-22	.636	4	73	77	2.5	44-0	35	16	4	31	203	6.5
2020-21	VT	22-2	492/22.3	57-125	.456	39-90	.433	34-43	.791	2	39	41	1.9	34-1	30	26	11	20	187	8.5
2021-22	VT	36-36	1183/32.9	121-278	.435	83-199	.417	36-50	.720	12	131	143	4.0	80-0	73	36	6	39	361	10.0
2022-23	VT	30-30	1024/34.1	104-242	.430	78-184	.424	39-51	.765	8	104	112	3.7	56-0	71	28	4	30	325	10.8
2023-24	VT	2-2	66/33.1	7-17	.412	6-15	.400	6-6	1.000	0	6	6	3.0	5-0	4	1	1	1	26	13.0
<b>TOTAL</b>		<b>121-73</b>	<b>3393/28.0</b>	<b>358-827</b>	<b>.433</b>	<b>257-615</b>	<b>.418</b>	<b>129-172</b>	<b>.750</b>	<b>26</b>	<b>353</b>	<b>379</b>	<b>3.1</b>	<b>219-1</b>	<b>213</b>	<b>107</b>	<b>26</b>	<b>121</b>	<b>1102</b>	<b>9.1</b>

## PRODUCTION TRACKER

	This Season	Career
Scored 10+ Points	2	57
Scored 20+ Points	-	6
Led Tech in Scoring	-	11
Made 3+ 3FGs	2	42
Led Tech in 3FGM	2	48
Shot over 40% from 3	1	66
Had a Double-Double	-	-
Had Multiple Assists	1	58
Had Multiple Steals	-	33



# 2 MJ COLLINS

**SOPHOMORE** Guard | 6-4 | 195 | Communication  
Clover, South Carolina | Combine Academy



## SEASON/CAREER BESTS

### POINTS

Season 6 vs. Coppin State (11/6/23)  
Career 12 at Notre Dame (2/11/23)

### REBOUNDS

Season 2 vs. Coppin State (11/6/23)  
Career 8 vs. UNC (12/4/22)

### ASSISTS

Season 2 (2x), last vs. South Carolina (11/10/23)  
Career 4 (3x), last at Cincinnati (3/15/23)

### BLOCKS

Season -  
Career -

### STEALS

Season 2 vs. South Carolina (11/10/23)  
Career 2 (3x), last vs. South Carolina (11/10/23)

### MINUTES

Season 22 vs. Coppin State (11/6/23)  
Career 36 vs. Pitt (2/18/23)

### FIELD GOALS MADE

Season 1 (2x), last vs. South Carolina (11/10/23)  
Career 4 (2x), last at Notre Dame (2/11/23)

### FIELD GOALS ATTEMPTED

Season 8 vs. Coppin State (11/6/23)  
Career 8 vs. Coppin State (11/6/23)

### 3-PT. FIELD GOALS MADE

Season -  
Career 3 vs. Syracuse (1/28/23)

### 3-PT. FIELD GOALS ATTEMPTED

Season -  
Career 5 (2x), last vs. Florida St. (3/4/23)

### FREE THROWS MADE

Season 4 vs. Coppin State (11/6/23)  
Career 6 at Louisville (2/28/23)

### FREE THROWS ATTEMPTED

Season 4 vs. Coppin State (11/6/23)  
Career 6 at Louisville (2/28/23)

## CAREER STATS

SEASON	TEAM	GP-GS	MIN/AVG	FG-FGA	FG%	3FG-3FGA	3FG%	FT-FTA	FT%	OFF	DEF	TOT	AVG	PF-FO	A	TO	BLK	STL	PTS	AVG
2022-23	VT	34-16	840/24.7	49-141	.348	18-68	.265	24-30	.800	16	64	80	2.4	46-0	49	18	0	12	140	4.1
2023-24	VT	2-2	39/19.7	2-11	.182	0-3	.000	4-4	1.000	1	1	2	1.0	3-0	4	0	0	3	8	4.0
<b>TOTAL</b>		<b>36-18</b>	<b>879/24.4</b>	<b>51-152</b>	<b>.336</b>	<b>18-71</b>	<b>.254</b>	<b>28-34</b>	<b>.824</b>	<b>17</b>	<b>65</b>	<b>82</b>	<b>2.3</b>	<b>49-0</b>	<b>53</b>	<b>18</b>	<b>0</b>	<b>15</b>	<b>148</b>	<b>4.1</b>

- Should see a jump in production as a sophomore; has focused a great deal of time on his 3-point shot in the offseason.
- Coach Young would like to see MJ defend the opponent's best guard, taking that load off Cattoor.
- Hit the game-winning shot against Duke on Jan. 23, 2023.
- A two-year letterwinner at Westminster Catawba before transferring to Combine Academy for his senior season.
- Combine ended the season ranked No. 20 in the country with a 25-5 record and a state championship in 2021-22.
- All-state, all-conference and the Male Athlete of the Year after averaging 23 points per game as a junior.
- Tabbed the second-best player in the state of South Carolina and the 27th-best combo guard nationally, according to 247Sports.
- Four-star recruit and ranked 22nd at his position by ESPN.
- Chose the Hokies over Clemson, Oklahoma, Providence, South Florida and East Tennessee State.
- His sister, Reneazia, won three state championships in track.

## 2023-24 GAME-BY-GAME STATS

Opponent	Date	GS	MIN	Total		3-Pointers		Free throws		Rebounds				PF	A	TO	BLK	STL	PTS	AVG
				FG-FGA	PCT	3FG-3FGA	PCT	FT-FTA	PCT	OFF	DEF	TOT	AVG							
Coppin St.	11/06/2023	*	21:31	1-8	.125	0-3	.000	4-4	1.000	1	1	2	2.0	2	2	0	0	1	6	6.0
vs South Carolina	11/10/2023	*	17:51	1-3	.333	0-0	.000	0-0	.000	0	0	0	1.0	1	2	0	0	2	2	4.0
<b>Totals</b>			<b>2 39:22</b>	<b>2-11</b>	<b>.182</b>	<b>0-3</b>	<b>.000</b>	<b>4-4</b>	<b>1.000</b>	<b>1</b>	<b>1</b>	<b>2</b>	<b>1.0</b>	<b>3</b>	<b>4</b>	<b>0</b>	<b>0</b>	<b>3</b>	<b>8</b>	<b>4.0</b>

## Player Averages

Games Played	Minutes/game	Points/game	FG Pct	3FG Pct	FT Pct	Rebounds/game	Assists/game	Turnovers/game	Assist/Turnover ratio	Steals/game	Blocks/game
2	19.7	4.0	18.2	0.0	100.0	1.0	2.0	0.0	4.0	1.5	0.0

## PRODUCTION TRACKER

	This Season	Career
Scored 10+ Points	-	3
Scored 20+ Points	-	-
Led Tech in Scoring	-	-
Made multiple 3FGs	-	4
Led Tech in 3FGM	-	2
Shot over 40% from 3	-	9
Had a Double-Double	-	-
Had Multiple Assists	2	18
Had Multiple Steals	1	3



# 3 SEAN PEDULLA

**JUNIOR** Guard | 6-1 | 195 | Sports Media and Analytics  
Edmond, Oklahoma | Edmond Memorial



## SEASON/CAREER BESTS

### POINTS

Season 26 vs. South Carolina (11/10/23)  
Career 26 vs. South Carolina (11/10/23)

### REBOUNDS

Season 9 vs. South Carolina (11/10/23)  
Career 9 vs. South Carolina (11/10/23)

### ASSISTS

Season 10 vs. Coppin State (11/6/23)  
Career 8 vs. Delaware State (11/7/22)

### BLOCKS

Season -  
Career 1 (7x), last at Louisville (2/28/23)

### STEALS

Season 2 vs. Coppin State (11/6/23)  
Career 5 at Georgia Tech (2/15/23)

### MINUTES

Season 38 vs. South Carolina (11/10/23)  
Career 44 at Boston College (12/21/22)

### FIELD GOALS MADE

Season 7 vs. South Carolina (11/10/23)  
Career 9 vs. Lehigh (11/10/22)

### FIELD GOALS ATTEMPTED

Season 13 vs. South Carolina (11/10/23)  
Career 18 (3x), last at Clemson (1/21/23)

### 3-PT. FIELD GOALS MADE

Season 3 (2x), last vs. South Carolina (11/10/23)  
Career 6 (2x), last vs. Florida St. (3/4/23)

### 3-PT. FIELD GOALS ATTEMPTED

Season 7 vs. Coppin State (11/6/23)  
Career 11 at Syracuse (1/11/23)

### FREE THROWS MADE

Season 9 vs. South Carolina (11/10/23)  
Career 10 vs. Texas (3/18/22)

### FREE THROWS ATTEMPTED

Season 11 vs. South Carolina (11/10/23)  
Career 11 vs. South Carolina (11/10/23)

## CAREER STATS

SEASON	TEAM	GP-GS	MIN/AVG	Field Goals		3-Point		F-Throws		Rebounds				Scoring						
				FG-FGA	FG%	3FG-3FGA	3FG%	FT-FTA	FT%	OFF	DEF	TOT	AVG	PF-FO	A	TO	BLK	STL	PTS	AVG
2021-22	VT	36-0	464/12.9	62-145	.428	34-76	.447	36-40	.900	6	36	42	1.2	54-2	47	31	1	21	194	5.4
2022-23	VT	34-34	1212/35.6	179-430	.416	67-195	.344	85-99	.859	14	109	123	3.6	95-4	130	71	6	41	510	15.0
2023-24	VT	2-2	65/32.4	12-24	.500	6-13	.462	11-13	.846	2	11	13	6.5	3-0	15	4	0	3	41	20.5
<b>TOTAL</b>		<b>72-36</b>	<b>1740/24.2</b>	<b>253-599</b>	<b>.422</b>	<b>107-284</b>	<b>.377</b>	<b>132-152</b>	<b>.868</b>	<b>22</b>	<b>156</b>	<b>178</b>	<b>2.5</b>	<b>152-6</b>	<b>192</b>	<b>106</b>	<b>7</b>	<b>65</b>	<b>745</b>	<b>10.3</b>

- Enters Year 2 of starting at point guard for the Hokies. *Last name pronounced: puh-DOOL-uh*
- Should emerge as a key leader on and off the court for Tech.
- Averaged 35.6 minutes per game as a sophomore – a lot of responsibility and experience gained.
- Solid sharpshooter from downtown – shot over 40% from three 18 times as a freshman.
- Posted a career-high 25 points vs. Florida State on March 4, 2023.
- Guided Edmond Memorial to three state tournaments.
- Two-time all-state selection and COAC Offensive Player of the Year that averaged 17.6 points a game as a senior.
- Rated the 165th-best prospect in the 2021 class on 247Sports.
- Tabbed the second-best player in the state of Oklahoma and the 25th-best point guard nationally, according to 247Sports.
- Chose the Hokies over Minnesota and Oklahoma State.
- One of Dominic and Bernadette Pedulla's nine children. His siblings JJ, Edmund and Claire won state championships in high school basketball, while Brendan won a state championship in rugby.

## 2023-24 GAME-BY-GAME STATS

Opponent	Date	GS	MIN	Total		3-Pointers		Free throws		Rebounds				PF	A	TO	BLK	STL	PTS	AVG
				FG-FGA	PCT	3FG-3FGA	PCT	FT-FTA	PCT	OFF	DEF	TOT	AVG							
Coppin St.	11/06/2023	*	26:16	5-11	.455	3-7	.429	2-2	1.000	1	3	4	4.0	2	10	2	0	2	15	15.0
vs South Carolina	11/10/2023	*	38:29	7-13	.538	3-6	.500	9-11	.818	1	8	9	6.5	1	5	2	0	1	26	20.5
<b>Totals</b>			<b>2 64:45</b>	<b>12-24</b>	<b>.500</b>	<b>6-13</b>	<b>.462</b>	<b>11-13</b>	<b>.846</b>	<b>2</b>	<b>11</b>	<b>13</b>	<b>6.5</b>	<b>3</b>	<b>15</b>	<b>4</b>	<b>0</b>	<b>3</b>	<b>41</b>	<b>20.5</b>

## Player Averages

Games Played	Minutes/game	Points/game	FG Pct	3FG Pct	FT Pct	Rebounds/game	Assists/game	Turnovers/game	Assist/Turnover ratio	Steals/game	Blocks/game
2	32.4	20.5	50.0	46.2	84.6	6.5	7.5	2.0	3.8	1.5	0.0

## PRODUCTION TRACKER

	This Season	Career
Scored 10+ Points	2	38
Scored 20+ Points	1	8
Led Tech in Scoring	2	17
Made 3+ 3FGs	2	14
Led Tech in 3FGM	2	12
Shot over 40% from 3	2	35
Had a Double-Double	1	1
Had Multiple Assists	2	47
Had Multiple Steals	1	17



# 4 MEKHI LONG

**GRADUATE STUDENT** Forward | 6-7 | 200 | Leadership  
Bryans Road, Md. | Old Dominion



## SEASON/CAREER BESTS

### POINTS

Season 6 (2x), last vs. South Carolina (11/10/23)  
Career 25 vs. UMES (11/7/22)

### REBOUNDS

Season 4 vs. Coppin State (11/6/23)  
Career 19 at Coastal Carolina (1/28/23)

### ASSISTS

Season 3 vs. Coppin State (11/6/23)  
Career 4 (3x), last vs. Va. Wesleyan (11/14/22)

### BLOCKS

Season -  
Career 4 vs. Longwood (11/26/21)

### STEALS

Season 2 (2x), last vs. South Carolina (11/10/23)  
Career 5 vs. UAB (2/13/22)

### MINUTES

Season 23 vs. South Carolina (11/10/23)  
Career 42 at Georgia Southern (1/7/23)

### FIELD GOALS MADE

Season 3 vs. South Carolina (11/10/23)  
Career 7 (3x), last at Coastal Carolina (1/28/23)

### FIELD GOALS ATTEMPTED

Season 5 vs. South Carolina (11/10/23)  
Career 14 at App State (2/18/23)

### 3-PT. FIELD GOALS MADE

Season -  
Career 3 (3x), last vs. Gardner-Webb (12/10/22)

### 3-PT. FIELD GOALS ATTEMPTED

Season 1 vs. Coppin State (11/6/23)  
Career 6 vs. James Madison (2/2/23)

### FREE THROWS MADE

Season 2 vs. Coppin State (11/6/23)  
Career 10 vs. UMES (11/7/22)

### FREE THROWS ATTEMPTED

Season 4 vs. Coppin State (11/6/23)  
Career 11 at Georgia Southern (1/7/23)

- Versatile wing who has a knack for rebounding.
- Led the Sun Belt in double-doubles last season with 11.
- Averaged 10.7 points and 8.7 rebounds per game at ODU in 2022-23.
- Totaled 10 points and 11 rebounds against the Hokies in the Charleston Classic.

## 2023-24 GAME-BY-GAME STATS

Opponent	Date	GS	MIN	Total		3-Pointers		Free throws		Rebounds				PF A TO BLK STL PTS AVG						
				FG-FGA	PCT	3FG-3FGA	PCT	FT-FTA	PCT	OFF	DEF	TOT	AVG	PF	A	TO	BLK	STL	PTS	AVG
Coppin St.	11/06/2023		22:06	2-4	.500	0-1	.000	2-4	.500	1	3	4	4.0	3	3	0	0	2	6	6.0
vs South Carolina	11/10/2023		22:51	3-5	.600	0-0	.000	0-1	.000	1	0	1	2.5	3	2	0	0	2	6	6.0
<b>Totals</b>		<b>0</b>	<b>44:58</b>	<b>5-9</b>	<b>.556</b>	<b>0-1</b>	<b>.000</b>	<b>2-5</b>	<b>.400</b>	<b>2</b>	<b>3</b>	<b>5</b>	<b>2.5</b>	<b>6</b>	<b>5</b>	<b>0</b>	<b>0</b>	<b>4</b>	<b>12</b>	<b>6.0</b>

## Player Averages

Games Played	Minutes/game	Points/game	FG Pct	3FG Pct	FT Pct	Rebounds/game	Assists/game	Turnovers/game	Assist/Turnover ratio	Steals/game	Blocks/game
2	22.5	6.0	55.6	0.0	40.0	2.5	2.5	0.0	5.0	2.0	0.0

## PRODUCTION TRACKER

	This Season	Career
Scored 10+ Points	-	29
Led Tech in Scoring	-	-
Had 10+ Rebounds	-	19
Led Tech in Rebounding	-	-
Had a Double-Double	-	13
Had Multiple Blocks	-	12
Led Tech in Blocks	-	-
Shot over 50% from the floor	2	26
Shot 5+ Free Throws	-	12



## CAREER STATS

SEASON	TEAM	GP-GS	MIN/AVG	FG-FGA	FG%	3FG-3FGA	3FG%	FT-FTA	FT%	OFF	DEF	TOT	AVG	PF-FO	A	TO	BLK	STL	PTS	AVG
2019-20	URI	30-1	395/13.2	31-93	.333	7-24	.292	23-42	.548	28	41	69	2.3	55-2	5	20	7	21	92	3.1
2020-21	ODU	19-3	329/17.3	31-79	.392	7-25	.280	20-31	.645	20	44	64	3.4	28-0	12	9	5	13	89	4.7
2021-22	ODU	32-31	1046/32.7	89-207	.430	9-36	.250	77-118	.653	78	141	219	6.8	83-3	46	46	25	52	264	8.3
2022-23	ODU	30-29	981/32.7	106-242	.438	28-78	.359	82-124	.661	73	188	261	8.7	78-1	38	50	16	46	322	10.7
2023-24	VT	2-0	45/22.5	5-9	.556	0-1	.000	2-5	.400	2	3	5	2.5	6-0	5	0	0	4	12	6.0
<b>TOTAL FOR VT</b>		<b>2-0</b>	<b>45/22.5</b>	<b>5-9</b>	<b>.556</b>	<b>0-1</b>	<b>.000</b>	<b>2-5</b>	<b>.400</b>	<b>2</b>	<b>3</b>	<b>5</b>	<b>2.5</b>	<b>6-0</b>	<b>5</b>	<b>0</b>	<b>0</b>	<b>4</b>	<b>12</b>	<b>6.0</b>
<b>TOTAL</b>		<b>113-64</b>	<b>2796/24.7</b>	<b>262-630</b>	<b>.416</b>	<b>51-164</b>	<b>.311</b>	<b>204-320</b>	<b>.638</b>	<b>201</b>	<b>417</b>	<b>618</b>	<b>5.5</b>	<b>250-6</b>	<b>106</b>	<b>125</b>	<b>53</b>	<b>136</b>	<b>779</b>	<b>6.9</b>



# 5 PATRICK WESSLER

R-FRESHMAN Center | 7-0 | 245 | Marketing Management  
 Matthews, North Carolina | Combine Academy



## SEASON/CAREER BESTS

### POINTS

Season -  
 Career -

### REBOUNDS

Season -  
 Career -

### ASSISTS

Season -  
 Career -

### BLOCKS

Season -  
 Career -

### STEALS

Season -  
 Career -

### MINUTES

Season -  
 Career -

### FIELD GOALS MADE

Season -  
 Career -

### FIELD GOALS ATTEMPTED

Season -  
 Career -

### 3-PT. FIELD GOALS MADE

Season -  
 Career -

### 3-PT. FIELD GOALS ATTEMPTED

Season -  
 Career -

### FREE THROWS MADE

Season -  
 Career -

### FREE THROWS ATTEMPTED

Season -  
 Career -

## CAREER STATS

- Has made great strides in his conditioning. *Last name pronounced: WES-ler*
- Redshirted the 2022-23 season.
- Invited to the Allen Iverson 24K Showcase game in Memphis.
- Played his final two seasons at Combine Academy where he guided the program to a state championship in 2021-22.
- Averaged 18 points, 14 rebounds and 2.3 blocks as a senior, while Combine ended the season ranked No. 20 in the country with a 25-5 record.
- Named 2020-21 HoopState Network Sixth Man of the Year.
- Played his freshman and sophomore seasons at David W. Butler High School in Matthews, N.C.
- Southwestern 4A Conference Player of the Year.
- Competed for CC Elite on the AAU circuit.
- Rated the 148th-best prospect in the 2022 class by 247Sports; Tabbed the third-best player in the state of North Carolina and the 24th-best center nationally, according to 247Sports.
- Chose the Hokies over Providence, Southern Cal, NC State and Ole Miss.

## 2023-24 GAME-BY-GAME STATS

## PRODUCTION TRACKER

	This Season
Scored 10+ Points	-
Had 5+ Rebounds	-
Had Multiple Blocks	-
Led Tech in Blocks	-
Had Multiple Steals	-
Shot over 50% from the floor	-
Played 10+ Minutes	-
Shot 5+ Free Throws	-
Had Multiple Dunks	-



# 10 BRANDON RECHSTEINER

FRESHMAN Guard | 6-1 | 185 | Business  
Acworth, Georgia | Etowah



## SEASON/CAREER BESTS

### POINTS

Season 12 vs. Coppin State (11/6/23)  
Career 12 vs. Coppin State (11/6/23)

### REBOUNDS

Season 2 vs. Coppin State (11/6/23)  
Career 2 vs. Coppin State (11/6/23)

### ASSISTS

Season 3 vs. Coppin State (11/6/23)  
Career 3 vs. Coppin State (11/6/23)

### BLOCKS

Season -  
Career -

### STEALS

Season 1 vs. Coppin State (11/6/23)  
Career 1 vs. Coppin State (11/6/23)

### MINUTES

Season 11 vs. Coppin State (11/6/23)  
Career 11 vs. Coppin State (11/6/23)

### FIELD GOALS MADE

Season 3 vs. Coppin State (11/6/23)  
Career 3 vs. Coppin State (11/6/23)

### FIELD GOALS ATTEMPTED

Season 4 vs. Coppin State (11/6/23)  
Career 4 vs. Coppin State (11/6/23)

### 3-PT. FIELD GOALS MADE

Season 2 vs. Coppin State (11/6/23)  
Career 2 vs. Coppin State (11/6/23)

### 3-PT. FIELD GOALS ATTEMPTED

Season 3 vs. Coppin State (11/6/23)  
Career 3 vs. Coppin State (11/6/23)

### FREE THROWS MADE

Season 4 vs. Coppin State (11/6/23)  
Career 4 vs. Coppin State (11/6/23)

### FREE THROWS ATTEMPTED

Season 4 vs. Coppin State (11/6/23)  
Career 4 vs. Coppin State (11/6/23)

## CAREER STATS

SEASON	TEAM	GP-GS	MIN/AVG	FG-FGA	FG%	3FG-3FGA	3FG%	FT-FTA	FT%	OFF	DEF	TOT	AVG	PF	FO	A	TO	BLK	STL	PTS	AVG
2023-24	VT	2-0	13/6.5	3-5	.600	2-4	.500	4-4	1.000	1	1	2	1.0	0-0	3	0	0	0	1	12	6.0
<b>TOTAL</b>		<b>2-0</b>	<b>13/6.5</b>	<b>3-5</b>	<b>.600</b>	<b>2-4</b>	<b>.500</b>	<b>4-4</b>	<b>1.000</b>	<b>1</b>	<b>1</b>	<b>2</b>	<b>1.0</b>	<b>0-0</b>	<b>3</b>	<b>0</b>	<b>0</b>	<b>0</b>	<b>1</b>	<b>12</b>	<b>6.0</b>

- Wakes up at 4:50 a.m. almost every day
- Sharpshooter who should flourish on the offensive side in Coach Young's system. *Last name pronounced: WRECK-stine-er*
- A four-year letterwinner at Etowah where he was coached by Jason Dasinger
- All-state and team captain as a junior and senior.
- Averaged 18 points, 5.3 rebounds, 5.1 assists and 2.8 steals per game as a senior, guiding Etowah to the GHSA Class 6A Final Four.
- GACA/GBCA 6A North Player of the Year.
- Reached 1,000 career points on Jan. 14, 2023.
- Consensus four-star recruit.
- Rated the 87th-best prospect in the 2023 class on 247Sports.
- Tabbed the second-best point guard in the state of Georgia and the 15th-best point guard nationally, according to 247Sports.
- Chose the Hokies over Gonzaga, Tennessee, Miami (Fla.), LSU, Xavier, Clemson and Notre Dame.
- Father, Scott, is a professional wrestler; goes by Scott Steiner and Big Poppa Pump.
- Brother, Brock, is a wide receiver for Jacksonville State.

## 2023-24 GAME-BY-GAME STATS

Opponent	Date	GS	MIN	Total		3-Pointers		Free throws		Rebounds				PF	A	TO	BLK	STL	PTS	AVG
				FG-FGA	PCT	3FG-3FGA	PCT	FT-FTA	PCT	OFF	DEF	TOT	AVG							
Coppin St.	11/06/2023		11:24	3-4	.750	2-3	.667	4-4	1.000	1	1	2	2.0	0	3	0	0	1	12	12.0
vs South Carolina	11/10/2023		01:31	0-1	.000	0-1	.000	0-0	.000	0	0	0	1.0	0	0	0	0	0	0	6.0
<b>Totals</b>		<b>0</b>	<b>12:55</b>	<b>3-5</b>	<b>.600</b>	<b>2-4</b>	<b>.500</b>	<b>4-4</b>	<b>1.000</b>	<b>1</b>	<b>1</b>	<b>2</b>	<b>1.0</b>	<b>0</b>	<b>3</b>	<b>0</b>	<b>0</b>	<b>1</b>	<b>12</b>	<b>6.0</b>

## Player Averages

Games Played	Minutes/game	Points/game	FG Pct	3FG Pct	FT Pct	Rebounds/game	Assists/game	Turnovers/game	Assist/Turnover ratio	Steals/game	Blocks/game
2	6.5	6.0	60.0	50.0	100.0	1.0	1.5	0.0	3.0	0.5	0.0

## PRODUCTION TRACKER

	This Season
Scored 10+ Points	1
Made Multiple 3FGs	1
Made 3+ 3FGs	-
Led Tech in 3FGM	-
Shot over 40% from 3	1
Played 10+ Minutes	1
Had Multiple Assists	1
Led Tech in Assists	-
Had Multiple Steals	-



# 11 JOHN CAMDEN

**R-SOPHOMORE** Forward | 6-8 | 220 | Business Management  
 Downingtown, Pennsylvania | Memphis



- Will be a versatile wing for Coach Young, who can play the 3 and the 4.
- Transferred from Memphis; battled a right foot injury most of freshman season.
- Chose the Hokies over LSU during the transfer process.
- Played senior season at Brewster Academy in Wolfeboro, N.H.
- Was rated a four-star recruit and the 90th-ranked player in the nation by Rivals.
- Averaged 15.8 points per game as a junior at Archbishop Carroll (Pa.) in 2019-20.
- Father, Tex, graduated from Virginia Tech in 1993.
- Sisters, Meg and Heather, played lacrosse at Ohio State and Drexel, respectively.
- Other older sister, Anna, plays basketball at Richmond.

## SEASON/CAREER BESTS

### POINTS

Season 3 vs. Coppin State (11/6/23)  
 Career 8 vs. Syracuse (1/28/23)

### REBOUNDS

Season 2 vs. Coppin State (11/6/23)  
 Career 6 vs. Syracuse (1/28/23)

### ASSISTS

Season -  
 Career 3 vs. Syracuse (1/28/23)

### BLOCKS

Season -  
 Career 1 (2x), last at Virginia (1/18/23)

### STEALS

Season -  
 Career -

### MINUTES

Season 6 vs. Coppin State (11/6/23)  
 Career 27 vs. Syracuse (1/28/23)

### FIELD GOALS MADE

Season 1 vs. Coppin State (11/6/23)  
 Career 3 vs. Syracuse (1/28/23)

### FIELD GOALS ATTEMPTED

Season 2 vs. Coppin State (11/6/23)  
 Career 8 vs. Syracuse (1/28/23)

### 3-PT. FIELD GOALS MADE

Season 1 vs. Coppin State (11/6/23)  
 Career 2 vs. Delaware State (11/7/22)

### 3-PT. FIELD GOALS ATTEMPTED

Season 1 vs. Coppin State (11/6/23)  
 Career 5 vs. Syracuse (1/28/23)

### FREE THROWS MADE

Season -  
 Career 3 at Wake Forest (12/31/22)

### FREE THROWS ATTEMPTED

Season -  
 Career 5 at Wake Forest (12/31/22)

## 2023-24 GAME-BY-GAME STATS

Opponent	Date	GS	MIN	Total		3-Pointers		Free throws		Rebounds				PF A TO BLK STL PTS AVG							
				FG-FGA	PCT	3FG-3FGA	PCT	FT-FTA	PCT	OFF	DEF	TOT	AVG	PF	A	TO	BLK	STL	PTS	AVG	
Coppin St.	11/06/2023		05:36	1-2	.500	1-1	1.000	0-0	.000	0	2	2	2.0	0	0	1	0	0	0	3	3.0
<b>Totals</b>		<b>0</b>	<b>05:36</b>	<b>1-2</b>	<b>.500</b>	<b>1-1</b>	<b>1.000</b>	<b>0-0</b>	<b>.000</b>	<b>0</b>	<b>2</b>	<b>2</b>	<b>2.0</b>	<b>0</b>	<b>0</b>	<b>1</b>	<b>0</b>	<b>0</b>	<b>0</b>	<b>3</b>	<b>3.0</b>

## Player Averages

Games Played	Minutes/game	Points/game	FG Pct	3FG Pct	FT Pct	Rebounds/game	Assists/game	Turnovers/game	Assist/Turnover ratio	Steals/game	Blocks/game
1	5.6	3.0	50.0	100.0	0.0	2.0	0.0	1.0	0.0	0.0	0.0

## PRODUCTION TRACKER

	This Season	Career
Scored 5+ Points	-	3
Scored 10+ Points	-	-
Made Multiple 3FGs	-	1
Made 3+ 3FGs	-	-
Led Tech in 3FGM	-	-
Shot over 40% from 3	1	4
Played 5+ Minutes	1	13
Had Multiple Assists	-	1
Had Multiple Steals	-	-



## CAREER STATS

SEASON	TEAM	GP-GS	MIN/AVG	FG-FGA	FG%	3FG-3FGA	3FG%	FT-FTA	FT%	OFF	DEF	TOT	AVG	PF-FO	A	TO	BLK	STL	PTS	AVG
2021-22	Mem	1-0	2/1.7	0-0	.000	0-0	.000	0-0	.000	0	1	1	1.0	0-0	0	0	0	0	0	0.0
2022-23	VT	23-0	183/8.0	9-36	.250	6-26	.231	5-9	.556	6	16	22	1.0	17-0	4	2	2	0	29	1.3
2023-24	VT	1-0	6/5.6	1-2	.500	1-1	1.000	0-0	.000	0	2	2	2.0	0-0	0	1	0	0	3	3.0
<b>TOTAL FOR VT</b>		<b>24-0</b>	<b>189/7.9</b>	<b>10-38</b>	<b>.263</b>	<b>7-27</b>	<b>.259</b>	<b>5-9</b>	<b>.556</b>	<b>6</b>	<b>18</b>	<b>24</b>	<b>1.0</b>	<b>17-0</b>	<b>4</b>	<b>3</b>	<b>2</b>	<b>0</b>	<b>32</b>	<b>1.3</b>
<b>TOTAL</b>		<b>25-0</b>	<b>190/7.6</b>	<b>10-38</b>	<b>.263</b>	<b>7-27</b>	<b>.259</b>	<b>5-9</b>	<b>.556</b>	<b>6</b>	<b>19</b>	<b>25</b>	<b>1.0</b>	<b>17-0</b>	<b>4</b>	<b>3</b>	<b>2</b>	<b>0</b>	<b>32</b>	<b>1.3</b>

# 13 JAYDON YOUNG

**FRESHMAN** Guard | 6-4 | 205 | Sports Media and Analytics  
 Goldsboro, North Carolina | Greensboro Day



## SEASON/CAREER BESTS

### POINTS

Season 8 vs. Coppin State (11/6/23)  
 Career 8 vs. Coppin State (11/6/23)

### REBOUNDS

Season 2 vs. Coppin State (11/6/23)  
 Career 2 vs. Coppin State (11/6/23)

### ASSISTS

Season 5 vs. Coppin State (11/6/23)  
 Career 5 vs. Coppin State (11/6/23)

### BLOCKS

Season -  
 Career -

### STEALS

Season 2 vs. Coppin State (11/6/23)  
 Career 2 vs. Coppin State (11/6/23)

### MINUTES

Season 14 vs. Coppin State (11/6/23)  
 Career 14 vs. Coppin State (11/6/23)

### FIELD GOALS MADE

Season 2 vs. Coppin State (11/6/23)  
 Career 2 vs. Coppin State (11/6/23)

### FIELD GOALS ATTEMPTED

Season 4 vs. Coppin State (11/6/23)  
 Career 4 vs. Coppin State (11/6/23)

### 3-PT. FIELD GOALS MADE

Season 2 vs. Coppin State (11/6/23)  
 Career 2 vs. Coppin State (11/6/23)

### 3-PT. FIELD GOALS ATTEMPTED

Season 3 vs. Coppin State (11/6/23)  
 Career 3 vs. Coppin State (11/6/23)

### FREE THROWS MADE

Season 2 vs. Coppin State (11/6/23)  
 Career 2 vs. Coppin State (11/6/23)

### FREE THROWS ATTEMPTED

Season 2 vs. Coppin State (11/6/23)  
 Career 2 vs. Coppin State (11/6/23)

## CAREER STATS

SEASON	TEAM	GP-GS	MIN/AVG	FG-FGA	FG%	3FG-3FGA	3FG%	FT-FTA	FT%	OFF	DEF	TOT	AVG	PF-FO	A	TO	BLK	STL	PTS	AVG
2023-24	VT	1-0	14/13.7	2-4	.500	2-3	.667	2-2	1.000	0	2	2	2.0	0-0	5	1	0	2	8	8.0
<b>TOTAL</b>		<b>1-0</b>	<b>14/13.7</b>	<b>2-4</b>	<b>.500</b>	<b>2-3</b>	<b>.667</b>	<b>2-2</b>	<b>1.000</b>	<b>0</b>	<b>2</b>	<b>2</b>	<b>2.0</b>	<b>0-0</b>	<b>5</b>	<b>1</b>	<b>0</b>	<b>2</b>	<b>8</b>	<b>8.0</b>

- A four-year letterwinner at Greensboro Day under the winningest coach in North Carolina basketball history, Freddy Johnson.
- Three-time all-state, four-time all-conference and three-time conference player of the year.
- Eclipsed 2,000 career points in November 2022.
- Guided Greensboro Day to its 12th NCISAA state title as a senior.
- Four-star recruit according to ESPN.
- Rated the eighth-best player in the state of North Carolina, according to 247Sports.
- Chose the Hokies over Clemson, Virginia, Pitt, NC State and North Carolina A&T.
- Father, Victor, played college basketball at Mount Olive, advancing to the Elite 8 in 2005; played professionally overseas as well.

## 2023-24 GAME-BY-GAME STATS

Opponent	Date	GS	MIN	Total		3-Pointers		Free throws		Rebounds				Other						
				FG-FGA	PCT	3FG-3FGA	PCT	FT-FTA	PCT	OFF	DEF	TOT	AVG	PF	A	TO	BLK	STL	PTS	AVG
Coppin St.	11/06/2023		13:39	2-4	.500	2-3	.667	2-2	1.000	0	2	2	2.0	0	5	1	0	2	8	8.0
<b>Totals</b>		<b>0</b>	<b>13:39</b>	<b>2-4</b>	<b>.500</b>	<b>2-3</b>	<b>.667</b>	<b>2-2</b>	<b>1.000</b>	<b>0</b>	<b>2</b>	<b>2</b>	<b>2.0</b>	<b>0</b>	<b>5</b>	<b>1</b>	<b>0</b>	<b>2</b>	<b>8</b>	<b>8.0</b>

## Player Averages

Games Played	Minutes/game	Points/game	FG Pct	3FG Pct	FT Pct	Rebounds/game	Assists/game	Turnovers/game	Assist/Turnover ratio	Steals/game	Blocks/game
1	13.7	8.0	50.0	66.7	100.0	2.0	5.0	1.0	5.0	2.0	0.0

## PRODUCTION TRACKER

	This Season
Scored 10+ Points	-
Made Multiple 3FGs	1
Made 3+ 3FGs	-
Led Tech in 3FGM	-
Shot over 40% from 3	1
Played 10+ Minutes	1
Had Multiple Assists	1
Led Tech in Assists	-
Had Multiple Steals	1



# 15 LYNN KIDD

SENIOR Center | 6-10 | 235 | Sociology  
Gainesville, Florida | Clemson



## SEASON/CAREER BESTS

### POINTS

Season 14 vs. Coppin State (11/6/23)  
Career 14 (2x), last vs. Coppin State (11/6/23)

### REBOUNDS

Season 11 vs. Coppin State (11/6/23)  
Career 11 vs. Coppin State (11/6/23)

### ASSISTS

Season 2 vs. South Carolina (11/10/23)  
Career 3 vs. Delaware State (11/7/22)

### BLOCKS

Season 1 vs. Coppin State (11/6/23)  
Career 2 (4x), last vs. BC (2/8/23)

### STEALS

Season 2 vs. South Carolina (11/10/23)  
Career 2 (2x), last vs. South Carolina (11/10/23)

### MINUTES

Season 26 vs. South Carolina (11/10/23)  
Career 26 vs. South Carolina (11/10/23)

### FIELD GOALS MADE

Season 6 vs. Coppin State (11/6/23)  
Career 7 vs. NC State (1/7/23)

### FIELD GOALS ATTEMPTED

Season 7 vs. South Carolina (11/10/23)  
Career 9 vs. CSU (11/25/22)

### 3-PT. FIELD GOALS MADE

Season -  
Career -

### 3-PT. FIELD GOALS ATTEMPTED

Season -  
Career -

### FREE THROWS MADE

Season 2 (2x), last vs. South Carolina (11/10/23)  
Career 3 at Wake Forest (12/31/22)

### FREE THROWS ATTEMPTED

Season 5 vs. Coppin State (11/6/23)  
Career 5 (3x), last vs. Coppin State (11/6/23)

- Has had two terrific summers of offseason development.
- Rebounding continues to be a point of emphasis for him.
- Played in seven games, totaling eight points in 33 minutes of action as a freshman at Clemson.
- Reclassified from the 2021 recruiting class to 2020.
- No. 77 overall prospect on ESPN's Top-100 list of high school juniors; four-star recruit.
- Chose Clemson over Virginia Tech, Miami, Wake Forest, Auburn and Florida during his initial recruitment.

## 2023-24 GAME-BY-GAME STATS

Opponent	Date	GS	MIN	Total		3-Pointers		Free throws		Rebounds				PF	A	TO	BLK	STL	PTS	AVG
				FG-FGA	PCT	3FG-3FGA	PCT	FT-FTA	PCT	OFF	DEF	TOT	AVG							
Coppin St.	11/06/2023	*	22:53	6-6	1.000	0-0	.000	2-5	.400	3	8	11	11.0	1	0	3	1	0	14	14.0
vs South Carolina	11/10/2023	*	26:28	5-7	.714	0-0	.000	2-2	1.000	1	5	6	8.5	2	2	0	2	12	13.0	
<b>Totals</b>			<b>2 49:21</b>	<b>11-13</b>	<b>.846</b>	<b>0-0</b>	<b>.000</b>	<b>4-7</b>	<b>.571</b>	<b>4</b>	<b>13</b>	<b>17</b>	<b>8.5</b>	<b>3</b>	<b>2</b>	<b>5</b>	<b>1</b>	<b>2</b>	<b>26</b>	<b>13.0</b>

## Player Averages

Games Played	Minutes/game	Points/game	FG Pct	3FG Pct	FT Pct	Rebounds/game	Assists/game	Turnovers/game	Assist/Turnover ratio	Steals/game	Blocks/game
2	24.7	13.0	84.6	0.0	57.1	8.5	1.0	2.5	0.4	1.0	0.5

## PRODUCTION TRACKER

	This Season	Career
Scored 10+ Points	2	6
Had 10+ Rebounds	1	2
Had Multiple Blocks	-	4
Led Tech in Blocks	1	7
Had Multiple Steals	1	2
Shot over 50% from the floor	2	31
Played 10+ Minutes	2	30
Shot 5+ Free Throws	1	3
Had Multiple Dunks	2	6



## CAREER STATS

SEASON	TEAM	GP-GS	MIN/AVG	FG-FGA	FG%	3FG-3FGA	3FG%	FT-FTA	FT%	OFF	DEF	TOT	AVG	PF-FO	A	TO	BLK	STL	PTS	AVG
2020-21	CU	7-0	32/4.6	2-6	.333	0-0	.000	4-4	1.000	4	3	7	1.0	6-0	1	2	2	0	8	1.1
2021-22	VT	10-0	25/2.5	3-8	.375	0-0	.000	1-1	1.000	6	5	11	1.1	0-0	0	3	2	0	7	0.7
2022-23	VT	34-5	429/12.6	77-116	.664	0-0	.000	17-29	.586	34	82	116	3.4	53-0	21	21	15	9	171	5.0
2023-24	VT	2-2	49/24.7	11-13	.846	0-0	.000	4-7	.571	4	13	17	8.5	3-0	2	5	1	2	26	13.0
<b>TOTAL FOR VT</b>		<b>46-7</b>	<b>503/10.9</b>	<b>91-137</b>	<b>.664</b>	<b>0-0</b>	<b>.000</b>	<b>22-37</b>	<b>.595</b>	<b>44</b>	<b>100</b>	<b>144</b>	<b>3.1</b>	<b>56-0</b>	<b>23</b>	<b>29</b>	<b>18</b>	<b>11</b>	<b>204</b>	<b>4.4</b>
<b>TOTAL</b>		<b>53-7</b>	<b>535/10.1</b>	<b>93-143</b>	<b>.650</b>	<b>0-0</b>	<b>.000</b>	<b>26-41</b>	<b>.634</b>	<b>48</b>	<b>103</b>	<b>151</b>	<b>2.8</b>	<b>62-0</b>	<b>24</b>	<b>31</b>	<b>20</b>	<b>11</b>	<b>212</b>	<b>4.0</b>

# 23 TYLER NICKEL

**SOPHOMORE** Guard | 6-7 | 220 | Sociology  
Harrisonburg, Virginia | North Carolina



## SEASON/CAREER BESTS

### POINTS

Season 12 vs. Coppin State (11/6/23)  
Career 16 vs. The Citadel (12/13/22)

### REBOUNDS

Season 7 vs. Coppin State (11/6/23)  
Career 3 vs. The Citadel (12/13/22)

### ASSISTS

Season 1 (2x), last vs. South Carolina (11/10/23)  
Career 2 vs. Col. of Charleston (11/11/22)

### BLOCKS

Season 1 vs. Coppin State (11/6/23)  
Career 1 (4x), last vs. Coppin State (11/6/23)

### STEALS

Season -  
Career 2 vs. The Citadel (12/13/22)

### MINUTES

Season 22 vs. South Carolina (11/10/23)  
Career 25 at Virginia Tech (12/4/22)

### FIELD GOALS MADE

Season 4 vs. Coppin State (11/6/23)  
Career 5 vs. The Citadel (12/13/22)

### FIELD GOALS ATTEMPTED

Season 9 vs. Coppin State (11/6/23)  
Career 10 vs. The Citadel (12/13/22)

### 3-PT. FIELD GOALS MADE

Season 2 vs. Coppin State (11/6/23)  
Career 3 vs. The Citadel (12/13/22)

### 3-PT. FIELD GOALS ATTEMPTED

Season 6 vs. Coppin State (11/6/23)  
Career 8 vs. The Citadel (12/13/22)

### FREE THROWS MADE

Season 2 (2x), last vs. South Carolina (11/10/23)  
Career 5 vs. Col. of Charleston (11/11/22)

### FREE THROWS ATTEMPTED

Season 2 (2x), last vs. South Carolina (11/10/23)  
Career 6 vs. Col. of Charleston (11/11/22)

- Every time he shoots the ball, Coach Young believes it's going in.
- Has a sneaky good pull-up jumper.
- Averaged 2.1 points in 25 games for North Carolina in 2022-23.
- Scored a season-high 16 points (all in the second half), the most off the bench by a Tar Heel on the season, vs. The Citadel; was 5 for 10 from the floor, including 3 for 8 3FGs vs. the Bulldogs.
- Virginia High School League's all-time leading scorer with 2,909 points in 102 games.
- Virginia Player of the Year in 2022.
- Is the first player from East Rockingham High School to play at a Division I school.
- Four-star prospect in the class of 2022 and ranked third in Virginia; picked UNC over Tech in his initial recruitment.
- Son of Eric and Jacki Nickel; both played basketball in college.

## 2023-24 GAME-BY-GAME STATS

Opponent	Date	GS	MIN	Total		3-Pointers		Free throws		Rebounds				PF	A	TO	BLK	STL	PTS	AVG
				FG-FGA	PCT	3FG-3FGA	PCT	FT-FTA	PCT	OFF	DEF	TOT	AVG							
Coppin St.	11/06/2023		20:06	4-9	.444	2-6	.333	2-2	1.000	3	4	7	7.0	1	1	0	1	0	12	12.0
vs South Carolina	11/10/2023		22:09	0-3	.000	0-2	.000	2-2	1.000	0	0	0	3.5	0	1	0	0	0	2	7.0
<b>Totals</b>		<b>0</b>	<b>42:15</b>	<b>4-12</b>	<b>.333</b>	<b>2-8</b>	<b>.250</b>	<b>4-4</b>	<b>1.000</b>	<b>3</b>	<b>4</b>	<b>7</b>	<b>3.5</b>	<b>1</b>	<b>2</b>	<b>0</b>	<b>1</b>	<b>0</b>	<b>14</b>	<b>7.0</b>

## Player Averages

Games Played	Minutes/game	Points/game	FG Pct	3FG Pct	FT Pct	Rebounds/game	Assists/game	Turnovers/game	Assist/Turnover ratio	Steals/game	Blocks/game
2	21.1	7.0	33.3	25.0	100.0	3.5	1.0	0.0	2.0	0.0	0.5

## PRODUCTION TRACKER

	This Season	Career
Scored 10+ Points	1	2
Led Tech in Scoring	-	-
Made Multiple 3FGs	1	2
Made 3+ 3FGs	-	1
Led Tech in 3FGM	-	-
Shot over 40% from 3	-	3
Had Multiple Assists	-	1
Had Multiple Blocks	-	-
Had Multiple Steals	-	1



## CAREER STATS

SEASON	TEAM	GP-GS	MIN/AVG	FG-FGA	FG%	3FG-3FGA	3FG%	FT-FTA	FT%	OFF	DEF	TOT	AVG	PF-FO	A	TO	BLK	STL	PTS	AVG
2022-23	UNC	25-0	150/6.0	15-40	.375	6-27	.222	16-19	.842	9	7	16	0.6	10-0	7	3	3	3	52	2.1
2023-24	VT	2-0	42/21.1	4-12	.333	2-8	.250	4-4	1.000	3	4	7	3.5	1-0	2	0	1	0	14	7.0
<b>TOTAL FOR VT</b>		<b>2-0</b>	<b>42/21.1</b>	<b>4-12</b>	<b>.333</b>	<b>2-8</b>	<b>.250</b>	<b>4-4</b>	<b>1.000</b>	<b>3</b>	<b>4</b>	<b>7</b>	<b>3.5</b>	<b>1-0</b>	<b>2</b>	<b>0</b>	<b>1</b>	<b>0</b>	<b>14</b>	<b>7.0</b>
<b>TOTAL</b>		<b>27-0</b>	<b>193/7.1</b>	<b>19-52</b>	<b>.365</b>	<b>8-35</b>	<b>.229</b>	<b>20-23</b>	<b>.870</b>	<b>12</b>	<b>11</b>	<b>23</b>	<b>0.9</b>	<b>11-0</b>	<b>9</b>	<b>3</b>	<b>4</b>	<b>3</b>	<b>66</b>	<b>2.4</b>

# 31 ROBBIE BERAN

**GRADUATE STUDENT** Forward | 6-9 | 215 | Agricultural and Life Sciences  
Richmond, Virginia | Northwestern



## SEASON/CAREER BESTS

### POINTS

Season 7 vs. South Carolina (11/10/23)  
Career 20 (2x), last vs. Prairie View (12/11/22)

### REBOUNDS

Season 2 vs. Coppin State (11/6/23)  
Career 12 vs. Prairie View (12/11/22)

### ASSISTS

Season 1 vs. South Carolina (11/10/23)  
Career 4 (3x), last vs. Illinois (1/7/21)

### BLOCKS

Season 1 (2x), last vs. South Carolina (11/10/23)  
Career 3 (3x), last at Indiana (1/8/23)

### STEALS

Season -  
Career 5 vs. Eastern Illinois (11/9/21)

### MINUTES

Season 18 vs. South Carolina (11/10/23)  
Career 38 vs. Maryland (1/12/22)

### FIELD GOALS MADE

Season 3 vs. South Carolina (11/10/23)  
Career 6 (5x), last vs. Prairie View (12/11/22)

### FIELD GOALS ATTEMPTED

Season 5 vs. South Carolina (11/10/23)  
Career 14 at Illinois (1/18/20)

### 3-PT. FIELD GOALS MADE

Season 1 vs. South Carolina (11/10/23)  
Career 4 vs. Prairie View (12/11/22)

### 3-PT. FIELD GOALS ATTEMPTED

Season 3 vs. South Carolina (11/10/23)  
Career 11 vs. Indiana (2/15/23)

### FREE THROWS MADE

Season -  
Career 10 vs. Chicago State (11/7/22)

### FREE THROWS ATTEMPTED

Season -  
Career 11 vs. Chicago State (11/7/22)

- Stretch four that will greatly impact winning with the Hokies. *Last name pronounced: bear-IN*
- Strong defender and vocal leader.
- Has learned over the course of his career how to win and close out games.
- Veteran player who has competed in over 100 career games.
- Led Northwestern to its second-ever NCAA tournament appearance in 2023.
- Owner of two dogs: Smokey (chihuahua) and Stella (Labrador retriever/mutt mix); girlfriend owns Ivy (golden retriever), so three dogs total in their household.
- Sister, Annemarie, attends VCOM in Blacksburg.
- Earned undergraduate degree in learning and organization change in 2022 from Northwestern.
- Close to finishing first master's degree in sports administration from Northwestern.
- Pursuing a master's degree in applied animal behavior and welfare.

## 2023-24 GAME-BY-GAME STATS

Opponent	Date	GS	MIN	Total		3-Pointers		Free throws		Rebounds				Other							
				FG-FGA	PCT	3FG-3FGA	PCT	FT-FTA	PCT	OFF	DEF	TOT	AVG	PF	A	TO	BLK	STL	PTS	AVG	
Coppin St.	11/06/2023	*	14:47	1-4	.250	0-2	.000	0-0	.000	1	1	2	2.0	4	0	3	1	0	2	2.0	
vs South Carolina	11/10/2023	*	17:11	3-5	.600	1-3	.333	0-0	.000	1	0	1	1.5	0	1	0	1	0	7	4.5	
<b>Totals</b>			<b>2</b>	<b>31:58</b>	<b>4-9</b>	<b>.444</b>	<b>1-5</b>	<b>.200</b>	<b>0-0</b>	<b>.000</b>	<b>2</b>	<b>1</b>	<b>3</b>	<b>1.5</b>	<b>4</b>	<b>1</b>	<b>3</b>	<b>2</b>	<b>0</b>	<b>9</b>	<b>4.5</b>

## Player Averages

Games Played	Minutes/game	Points/game	FG Pct	3FG Pct	FT Pct	Rebounds/game	Assists/game	Turnovers/game	Assist/Turnover ratio	Steals/game	Blocks/game
2	16.0	4.5	44.4	20.0	0.0	1.5	0.5	1.5	0.3	0.0	1.0

## PRODUCTION TRACKER

	This Season	Career
Scored 10+ Points	-	24
Scored 20+ Points	-	2
Led Tech in Scoring	-	-
Had 10+ Rebounds	-	3
Led Tech in Rebounding	-	-
Had a Double-Double	-	2
Shot over 50% from the floor	1	30
Made 3+ 3FGs	-	7
Shot 5+ Free Throws	-	2



## CAREER STATS

SEASON	TEAM	GP-GS	MIN/AVG	FG-FGA	FG%	3FG-3FGA	3FG%	FT-FTA	FT%	OFF	DEF	TOT	AVG	PF-FO	A	TO	BLK	STL	PTS	AVG
2019-20	NU	31-18	590/19.0	55-141	.390	20-50	.400	26-40	.650	26	78	104	3.4	73-3	19	26	17	5	156	5.0
2020-21	NU	24-18	485/20.2	48-108	.444	20-57	.351	20-30	.667	10	55	65	2.7	62-3	26	15	10	7	136	5.7
2021-22	NU	31-30	677/21.8	73-156	.468	30-82	.366	21-28	.750	29	103	132	4.3	75-5	20	21	23	21	197	6.4
2022-23	NU	34-34	875/25.7	80-217	.369	39-113	.345	56-66	.848	39	114	153	4.5	69-0	21	21	24	18	255	7.5
2023-24	VT	2-2	32/16.0	4-9	.444	1-5	.200	0-0	.000	2	1	3	1.5	4-0	1	3	2	0	9	4.5
<b>TOTAL FOR VT</b>		<b>2-2</b>	<b>32/16.0</b>	<b>4-9</b>	<b>.444</b>	<b>1-5</b>	<b>.200</b>	<b>0-0</b>	<b>.000</b>	<b>2</b>	<b>1</b>	<b>3</b>	<b>1.5</b>	<b>4-0</b>	<b>1</b>	<b>3</b>	<b>2</b>	<b>0</b>	<b>9</b>	<b>4.5</b>
<b>TOTAL</b>		<b>122-102</b>	<b>2659/21.8</b>	<b>260-631</b>	<b>.412</b>	<b>110-307</b>	<b>.358</b>	<b>123-164</b>	<b>.750</b>	<b>106</b>	<b>351</b>	<b>457</b>	<b>3.7</b>	<b>283-11</b>	<b>87</b>	<b>86</b>	<b>76</b>	<b>51</b>	<b>753</b>	<b>6.2</b>

# 33 MICHAEL WARD

**SOPHOMORE** Guard | 6-2 | 175 | Business  
Bethesda, Maryland | Walt Whitman



- Recruited as a preferred walk-on.
- Appeared in six games, logging a total of six minutes in 2022-23.
- Averaged 15.1 points, 5.7 rebounds, 1.9 assists, and 1.4 steals per game for Whitman in 2021-22.
- Shot 38% from 3-point range (57-149) and helped lead the Vikings to a 13-9 overall record and a berth in the 4A West Regional semifinals.
- Named First-Team 4A South Division and to the Montgomery County 4A South All-Division Team.

## SEASON/CAREER BESTS

### POINTS

Season -  
Career -

### REBOUNDS

Season -  
Career -

### ASSISTS

Season -  
Career -

### BLOCKS

Season -  
Career -

### STEALS

Season -  
Career -

### MINUTES

Season -  
Career 2 vs. Dayton (12/7/22)

### FIELD GOALS MADE

Season -  
Career -

### FIELD GOALS ATTEMPTED

Season -  
Career 2 at Louisville (2/28/23)

### 3-PT. FIELD GOALS MADE

Season -  
Career -

### 3-PT. FIELD GOALS ATTEMPTED

Season -  
Career 1 at Louisville (2/28/23)

### FREE THROWS MADE

Season -  
Career -

### FREE THROWS ATTEMPTED

Season -  
Career -

## 2023-24 GAME-BY-GAME STATS

## PRODUCTION TRACKER

This Season

Scored 5+ Points	-
Scored 10+ Points	-
Made Multiple 3FGs	-
Made 3+ 3FGs	-
Led Tech in 3FGM	-
Shot over 40% from 3	-
Played 5+ Minutes	-
Had Multiple Assists	-
Had Multiple Steals	-



## CAREER STATS

SEASON	TEAM	GP-GS	MIN/AVG	FG-FGA	FG%	3FG-3FGA	3FG%	FT-FTA	FT%	OFF	DEF	TOT	AVG	PF	FO	A	TO	BLK	STL	PTS	AVG
2022-23	VT	6-0	6/1.0	0-2	.000	0-1	.000	0-0	.000	0	0	0	0.0	0-0	0	1	0	0	0	0	0.0
<b>TOTAL</b>		<b>6-0</b>	<b>6/1.0</b>	<b>0-2</b>	<b>.000</b>	<b>0-1</b>	<b>.000</b>	<b>0-0</b>	<b>.000</b>	<b>0</b>	<b>0</b>	<b>0</b>	<b>0.0</b>	<b>0-0</b>	<b>0</b>	<b>1</b>	<b>0</b>	<b>0</b>	<b>0</b>	<b>0</b>	<b>0.0</b>



# 34 MYLYJAE POTEA

SENIOR Forward | 6-9 | 265 | Sociology  
Reidsville, North Carolina | Rice



## SEASON/CAREER BESTS

### POINTS

Season 9 (2x), last vs. South Carolina (11/10/23)  
Career 18 vs. UAB (1/8/22)

### REBOUNDS

Season 3 vs. Coppin State (11/6/23)  
Career 11 vs. Ohio (3/19/22)

### ASSISTS

Season 1 vs. Coppin State (11/6/23)  
Career 3 vs. Jarvis Christian (2/8/22)

### BLOCKS

Season -  
Career 1 (16x), last at Georgia Tech (2/15/23)

### STEALS

Season 1 vs. South Carolina (11/10/23)  
Career 2 at Western Kentucky (2/13/21)

### MINUTES

Season 15 vs. Coppin State (11/6/23)  
Career 25 vs. Clemson (1/4/23)

### FIELD GOALS MADE

Season 4 vs. Coppin State (11/6/23)  
Career 7 at Western Kentucky (1/13/22)

### FIELD GOALS ATTEMPTED

Season 5 vs. Coppin State (11/6/23)  
Career 10 at Western Kentucky (1/13/22)

### 3-PT. FIELD GOALS MADE

Season -  
Career -

### 3-PT. FIELD GOALS ATTEMPTED

Season -  
Career 1 at UAB (1/23/21)

### FREE THROWS MADE

Season 3 vs. South Carolina (11/10/23)  
Career 9 at Louisiana Tech (1/27/22)

### FREE THROWS ATTEMPTED

Season 4 vs. South Carolina (11/10/23)  
Career 10 at Louisiana Tech (1/27/22)

- Has drawn high praise from Coach Young since arriving in Blacksburg – credits his footwork and hands. *Name pronounced: muh-LIE-juhl POH-teet*
- Going into his senior season in the best shape he's ever been.
- Dialed up a season-high 15 points in Tech's 79-72 win over Pitt in 2022-23.
- All-ACC Academic Team honoree in 2022-23.
- Finished with a 64.2% field-goal percentage in his first season in Blacksburg.
- Tallied 311 career points and 172 career rebounds at Rice.
- Averaged 6.8 points and 3.7 rebounds per game for his career as an Owl.
- Recorded a pair of double-doubles in 2021-22.
- Connected on 70.2% (87-124) of his attempts from the floor in two seasons at Rice.
- One of five players to play all 33 games for the Owls in 2021-22.
- His 62.0 field-goal percentage was the seventh-highest in a season in program history in 2021-22.
- Reached double-figure scoring 14 times in 2021-22, leading the Owls in scoring and rebounding five times.

## 2023-24 GAME-BY-GAME STATS

Opponent	Date	GS	MIN	Total		3-Pointers		Free throws		Rebounds				PF				PTS	AVG		
				FG-FGA	PCT	3FG-3FGA	PCT	FT-FTA	PCT	OFF	DEF	TOT	AVG	A	TO	BLK	STL				
Coppin St.	11/06/2023		15:25	4-5	.800	0-0	.000	1-2	.500	1	2	3	3.0	1	1	0	0	0	9	9.0	
vs South Carolina	11/10/2023		13:30	3-3	1.000	0-0	.000	3-4	.750	1	0	1	2.0	2	0	1	0	1	9	9.0	
<b>Totals</b>			<b>0</b>	<b>28:55</b>	<b>7-8</b>	<b>.875</b>	<b>0-0</b>	<b>.000</b>	<b>4-6</b>	<b>.667</b>	<b>2</b>	<b>2</b>	<b>4</b>	<b>2.0</b>	<b>3</b>	<b>1</b>	<b>1</b>	<b>0</b>	<b>1</b>	<b>18</b>	<b>9.0</b>

## Player Averages

Games Played	Minutes/game	Points/game	FG Pct	3FG Pct	FT Pct	Rebounds/game	Assists/game	Turnovers/game	Assist/Turnover ratio	Steals/game	Blocks/game
2	14.5	9.0	87.5	0.0	66.7	2.0	0.5	0.5	1.0	0.5	0.0

## PRODUCTION TRACKER

	This Season	Career
Scored 10+ Points	-	17
Had 10+ Rebounds	-	2
Had Multiple Blocks	-	-
Led Tech in Blocks	-	1
Had Multiple Steals	-	1
Shot over 50% from the floor	2	45
Played 10+ Minutes	2	47
Shot 5+ Free Throws	-	11
Had Multiple Dunks	-	3



## CAREER STATS

SEASON	TEAM	GP-GS	MIN/AVG	FG-FGA	FG%	3FG-3FGA	3FG%	FT-FTA	FT%	OFF	DEF	TOT	AVG	PF-FO	A	TO	BLK	STL	PTS	AVG
2020-21	Rice	13-0	131/10.1	19-29	.655	0-1	.000	20-25	.800	11	24	35	2.7	25-0	6	15	4	3	58	4.5
2021-22	Rice	33-3	454/13.8	93-150	.620	0-0	.000	67-99	.677	58	79	137	4.2	67-1	12	40	8	4	253	7.7
2022-23	VT	34-0	297/8.7	34-53	.642	0-0	.000	49-66	.742	28	39	67	2.0	49-0	10	16	5	5	117	3.4
2023-24	VT	2-0	29/14.5	7-8	.875	0-0	.000	4-6	.667	2	2	4	2.0	3-0	1	1	0	1	18	9.0
<b>TOTAL FOR VT</b>		<b>36-0</b>	<b>326/9.0</b>	<b>41-61</b>	<b>.672</b>	<b>0-0</b>	<b>.000</b>	<b>53-72</b>	<b>.736</b>	<b>30</b>	<b>41</b>	<b>71</b>	<b>2.0</b>	<b>52-0</b>	<b>11</b>	<b>17</b>	<b>5</b>	<b>6</b>	<b>135</b>	<b>3.8</b>
<b>TOTAL</b>		<b>82-3</b>	<b>910/11.1</b>	<b>153-240</b>	<b>.638</b>	<b>0-1</b>	<b>.000</b>	<b>140-196</b>	<b>.714</b>	<b>99</b>	<b>144</b>	<b>243</b>	<b>3.0</b>	<b>144-1</b>	<b>29</b>	<b>72</b>	<b>17</b>	<b>13</b>	<b>446</b>	<b>5.4</b>

# 55 CONNER VENABLE

**FRESHMAN** Guard | 6-3 | 190 | Multimedia Journalism and Architecture  
Washington, D.C. | The Heights School



- Recruited as a preferred walk-on.
- Two-time WCAC All-Conference Honorable Mention in 2021-22 and 2022-2023 at The Heights School in Potomac, Md.
- As the Cavaliers' leading scorer, averaged 25.5 points, 7.2 rebounds, 6.5 assists, 4.1 steals per game across a three-year career at The Heights School.
- Led the Cavaliers to their first WCAC win in two years.
- Brother Ra'Mond Hines played at Georgetown (2014-18) and competed in the 2015 NCAA tournament.

## SEASON/CAREER BESTS

### POINTS

Season -  
Career -

### REBOUNDS

Season -  
Career -

### ASSISTS

Season -  
Career -

### BLOCKS

Season -  
Career -

### STEALS

Season -  
Career -

### MINUTES

Season -  
Career -

### FIELD GOALS MADE

Season -  
Career -

### FIELD GOALS ATTEMPTED

Season -  
Career -

### 3-PT. FIELD GOALS MADE

Season -  
Career -

### 3-PT. FIELD GOALS ATTEMPTED

Season -  
Career -

### FREE THROWS MADE

Season -  
Career -

### FREE THROWS ATTEMPTED

Season -  
Career -

## CAREER STATS

## 2023-24 GAME-BY-GAME STATS

## PRODUCTION TRACKER

	This Season
Scored 5+ Points	-
Scored 10+ Points	-
Made Multiple 3FGs	-
Made 3+ 3FGs	-
Led Tech in 3FGM	-
Shot over 40% from 3	-
Played 5+ Minutes	-
Had Multiple Assists	-
Had Multiple Steals	-



# VIRGINIA TECH MEN'S BASKETBALL

## COMBINED TEAM STATS

### Game Records

Record	Overall	Home	Away	Neutral
ALL GAMES	1-1	1-0	0-0	0-1
CONFERENCE	0-0	0-0	0-0	0-0
NON-CONFERENCE	1-1	1-0	0-0	0-1

### Score by Periods

Team	1st	2nd	OT	TOT
Virginia Tech	76	101	0	177
Opponents	57	77	0	134

### Team Box Score

No.	Player				Total		3-Point		F-Throw		Rebounds											
		GP-GS	MIN	AVG	FG-FGA	FG%	3FG-3FGA	3FG%	FT-FTA	FT%	OFF	DEF	TOT	AVG	PF	DQ	A	TO	BLK	STL	PTS	AVG
3	PEDULLA, Sean	2-2	64:45	32.4	12-24	.500	6-13	.462	11-13	.846	2	11	13	6.5	3	0	15	4	0	3	41	20.5
0	CATTOOR, Hunter	2-2	66:17	33.1	7-17	.412	6-15	.400	6-6	1.000	0	6	6	3.0	5	0	4	1	1	1	26	13.0
15	KIDD, Lynn	2-2	49:21	24.7	11-13	.846	0-0	.000	4-7	.571	4	13	17	8.5	3	0	2	5	1	2	26	13.0
34	POTEAT, Mylyjael	2-0	28:55	14.5	7-8	.875	0-0	.000	4-6	.667	2	2	4	2.0	3	0	1	1	0	1	18	9.0
13	YOUNG, Jaydon	1-0	13:39	13.7	2-4	.500	2-3	.667	2-2	1.000	0	2	2	2.0	0	0	5	1	0	2	8	8.0
23	NICKEL, Tyler	2-0	42:15	21.1	4-12	.333	2-8	.250	4-4	1.000	3	4	7	3.5	1	0	2	0	1	0	14	7.0
10	RECHSTEINER, Brandon	2-0	12:55	6.5	3-5	.600	2-4	.500	4-4	1.000	1	1	2	1.0	0	0	3	0	0	1	12	6.0
4	LONG, Mekhi	2-0	44:58	22.5	5-9	.556	0-1	.000	2-5	.400	2	3	5	2.5	6	0	5	0	0	4	12	6.0
31	BERAN, Robbie	2-2	31:58	16.0	4-9	.444	1-5	.200	0-0	.000	2	1	3	1.5	4	0	1	3	2	0	9	4.5
2	COLLINS, MJ	2-2	39:22	19.7	2-11	.182	0-3	.000	4-4	1.000	1	1	2	1.0	3	0	4	0	0	3	8	4.0
11	CAMDEN, John	1-0	05:36	5.6	1-2	.500	1-1	1.000	0-0	.000	0	2	2	2.0	0	0	0	1	0	0	3	3.0
Team												3	3									
<b>Total</b>		<b>2</b>	<b>400</b>		<b>58-114</b>	<b>.509</b>	<b>20-53</b>	<b>.377</b>	<b>41-51</b>	<b>.804</b>	<b>20</b>	<b>46</b>	<b>66</b>	<b>33.0</b>	<b>28</b>	<b>0</b>	<b>42</b>	<b>16</b>	<b>5</b>	<b>17</b>	<b>177</b>	<b>88.5</b>
<b>Opponents</b>		<b>2</b>	<b>400</b>		<b>50-106</b>	<b>.472</b>	<b>15-38</b>	<b>.395</b>	<b>19-26</b>	<b>.731</b>	<b>12</b>	<b>40</b>	<b>52</b>	<b>26.0</b>	<b>37</b>	<b>0</b>	<b>21</b>	<b>29</b>	<b>6</b>	<b>8</b>	<b>134</b>	<b>67.0</b>

### Team Statistics

	VT	OPP
<b>Scoring</b>	<b>177</b>	<b>134</b>
Points per game	88.5	67.0
Scoring margin	+21.5	-
<b>Field goals-att</b>	<b>58-114</b>	<b>50-106</b>
Field goal pct	.509	.472
<b>3 point fg-att</b>	<b>20-53</b>	<b>15-38</b>
3-point FG pct	.377	.395
3-pt FG made per game	10.0	7.5
<b>Free throws-att</b>	<b>41-51</b>	<b>19-26</b>
Free throw pct	.804	.731
F-Throws made per game	20.5	9.5
<b>Rebounds</b>	<b>66</b>	<b>52</b>
Rebounds per game	33.0	26.0
Rebounding margin	+7.0	-
<b>Assists</b>	<b>42</b>	<b>21</b>
Assists per game	21.0	10.5
<b>Turnovers</b>	<b>16</b>	<b>29</b>
Turnovers per game	8.0	14.5
Turnover margin	+6.5	-
Assist/turnover ratio	2.6	0.7
<b>Steals</b>	<b>17</b>	<b>8</b>
Steals per game	8.5	4.0
<b>Blocks</b>	<b>5</b>	<b>6</b>
Blocks per game	2.5	3.0
<b>Winning streak</b>	<b>0</b>	<b>-</b>
Home win streak	1	-
<b>Attendance</b>	<b>8925</b>	<b>0</b>
Home games-Avg/Game	1-8925	0-0
Neutral site-Avg/Game	-	1-6783

### Team Results

Date	Opponent		Score	Att.
11/06/2023	Coppin St.	W	100-55	8925
11/10/2023	vs South Carolina	L	77-79	6783

# VIRGINIA TECH MEN'S BASKETBALL

## TEAM GAME-BY-GAME

Opponent	Date	Score	W	Total		3-Pointers		Free throws		Rebounds										
				FG-FGA	PCT	3FG-3FGA	PCT	FT-FTA	PCT	OFF	DEF	TOT	AVG	PF	A	TO	BLK	STL	PTS	AVG
Coppin St.	11/06/2023	100-55	W	32-62	.516	13-31	.419	23-29	.793	14	29	43	43.0	16	29	11	4	9	100	100.0
vs South Carolina	11/10/2023	77-79	L	26-52	.500	7-22	.318	18-22	.818	6	17	23	33.0	12	13	5	1	8	77	88.5
<b>Total</b>		<b>177</b>		<b>58-114</b>	<b>.509</b>	<b>20-53</b>	<b>.377</b>	<b>41-51</b>	<b>.804</b>	<b>20</b>	<b>46</b>	<b>66</b>	<b>33.0</b>	<b>28</b>	<b>42</b>	<b>16</b>	<b>5</b>	<b>17</b>	<b>177</b>	<b>88.5</b>
Opponents		134		50-106	.472	15-38	.395	19-26	.731	12	40	52	26.0	37	21	29	6	8	134	67.0

### Virginia Tech Averages

Games Played	Points/game	FG Pct	3FG Pct	FT Pct	Rebounds/game	Assists/game	Turnovers/game	Assist/Turnover ratio	Steals/game	Blocks/game
2	88.5	50.9	37.7	80.4	33.0	21.0	8.0	2.6	8.5	2.5

## OPONENTS GAME-BY-GAME

				Total		3-Pointers		Free throws		Rebounds										
Opponent	Date	Score		FG-FGA	PCT	3FG-3FGA	PCT	FT-FTA	PCT	OFF	DEF	TOT	AVG	PF	A	TO	BLK	STL	PTS	AVG
Coppin St.	11/06/2023	100-55	W	19-51	.373	5-17	.294	12-18	.667	4	18	22	22.0	21	5	19	4	6	55	55.0
vs South Carolina	11/10/2023	77-79	L	31-55	.564	10-21	.476	7-8	.875	8	22	30	26.0	16	16	10	2	2	79	67.0
<b>Total</b>		<b>134</b>		<b>50-106</b>	<b>.472</b>	<b>15-38</b>	<b>.395</b>	<b>19-26</b>	<b>.731</b>	<b>12</b>	<b>40</b>	<b>52</b>	<b>26.0</b>	<b>37</b>	<b>21</b>	<b>29</b>	<b>6</b>	<b>8</b>	<b>134</b>	<b>67.0</b>
Virginia Tech		177		58-114	.509	20-53	.377	41-51	.804	20	46	66	33.0	28	42	16	5	17	177	88.5

### Opponents Averages

Games Played	Points/game	FG Pct	3FG Pct	FT Pct	Rebounds/game	Assists/game	Turnovers/game	Assist/Turnover ratio	Steals/game	Blocks/game
2	67.0	47.2	39.5	73.1	26.0	10.5	14.5	0.7	4.0	3.0

TEAM CATEGORY LEADERS

Points

##	Player	G	Pts	Pts/G
3	Pedulla, Sean	2	41	20.5
0	Cattoor, Hunter	2	26	13.0
15	Kidd, Lynn	2	26	13.0
34	Poteat, Mylyjael	2	18	9.0
23	Nickel, Tyler	2	14	7.0
10	Rechsteiner, Brandon	2	12	6.0
4	Long, Mekhi	2	12	6.0
31	Beran, Robbie	2	9	4.5
13	Young, Jaydon	1	8	8.0
2	Collins, MJ	2	8	4.0
11	Camden, John	1	3	3.0

Scoring Average

##	Player	G	Pts	Pts/G
3	Pedulla, Sean	2	41	20.5
0	Cattoor, Hunter	2	26	13.0
15	Kidd, Lynn	2	26	13.0
34	Poteat, Mylyjael	2	18	9.0
13	Young, Jaydon	1	8	8.0
23	Nickel, Tyler	2	14	7.0
10	Rechsteiner, Brandon	2	12	6.0
4	Long, Mekhi	2	12	6.0
31	Beran, Robbie	2	9	4.5
2	Collins, MJ	2	8	4.0
11	Camden, John	1	3	3.0

Field Goal Percentage

##	Player	FG	Att	Pct
34	Poteat, Mylyjael	7	8	.875
15	Kidd, Lynn	11	13	.846
10	Rechsteiner, Brandon	3	5	.600
4	Long, Mekhi	5	9	.556
3	Pedulla, Sean	12	24	.500
13	Young, Jaydon	2	4	.500
11	Camden, John	1	2	.500
31	Beran, Robbie	4	9	.444
0	Cattoor, Hunter	7	17	.412
23	Nickel, Tyler	4	12	.333
2	Collins, MJ	2	11	.182

Field Goal Attempts

##	Player	G	Att	Att/G
3	Pedulla, Sean	2	24	12.0
0	Cattoor, Hunter	2	17	8.5
15	Kidd, Lynn	2	13	6.5
23	Nickel, Tyler	2	12	6.0
2	Collins, MJ	2	11	5.5

Field Goals Made

##	Player	G	Made	Made/G
3	Pedulla, Sean	2	12	6.0
15	Kidd, Lynn	2	11	5.5
0	Cattoor, Hunter	2	7	3.5
34	Poteat, Mylyjael	2	7	3.5
4	Long, Mekhi	2	5	2.5

3-Point FG Percentage

##	Player	3FG	Att	Pct
11	Camden, John	1	1	1.000
13	Young, Jaydon	2	3	.667
10	Rechsteiner, Brandon	2	4	.500
3	Pedulla, Sean	6	13	.462
0	Cattoor, Hunter	6	15	.400
23	Nickel, Tyler	2	8	.250
31	Beran, Robbie	1	5	.200

3-Point FG Attempts

##	Player	G	Att	Att/G
0	Cattoor, Hunter	2	15	7.5
3	Pedulla, Sean	2	13	6.5
23	Nickel, Tyler	2	8	4.0
31	Beran, Robbie	2	5	2.5
10	Rechsteiner, Brandon	2	4	2.0

3-Point FG Made

##	Player	G	Made	Made/G
3	Pedulla, Sean	2	6	3.0
0	Cattoor, Hunter	2	6	3.0
13	Young, Jaydon	1	2	2.0
23	Nickel, Tyler	2	2	1.0
10	Rechsteiner, Brandon	2	2	1.0

TEAM CATEGORY LEADERS

Free Throw Percentage

##	Player	Made	Att	Pct
0	Cattoor, Hunter	6	6	1.000
13	Young, Jaydon	2	2	1.000
23	Nickel, Tyler	4	4	1.000
10	Rechsteiner, Brandon	4	4	1.000
2	Collins, MJ	4	4	1.000
3	Pedulla, Sean	11	13	.846
34	Poteat, Mylyjael	4	6	.667
15	Kidd, Lynn	4	7	.571
4	Long, Mekhi	2	5	.400

Free Throw Attempts

##	Player	G	Att	Att/G
3	Pedulla, Sean	2	13	6.5
15	Kidd, Lynn	2	7	3.5
0	Cattoor, Hunter	2	6	3.0
34	Poteat, Mylyjael	2	6	3.0
4	Long, Mekhi	2	5	2.5

Free Throws Made

##	Player	G	Made	Made/G
3	Pedulla, Sean	2	11	5.5
0	Cattoor, Hunter	2	6	3.0
15	Kidd, Lynn	2	4	2.0
34	Poteat, Mylyjael	2	4	2.0
23	Nickel, Tyler	2	4	2.0

Rebounds

##	Player	G	Reb	Reb/G
15	Kidd, Lynn	2	17	8.5
3	Pedulla, Sean	2	13	6.5
23	Nickel, Tyler	2	7	3.5
0	Cattoor, Hunter	2	6	3.0
4	Long, Mekhi	2	5	2.5

Assists

##	Player	G	Ast	Ast/G
3	Pedulla, Sean	2	15	7.5
13	Young, Jaydon	1	5	5.0
4	Long, Mekhi	2	5	2.5
0	Cattoor, Hunter	2	4	2.0
2	Collins, MJ	2	4	2.0

Rebounds Average

##	Player	G	Reb	Reb/G
15	Kidd, Lynn	2	17	8.5
3	Pedulla, Sean	2	13	6.5
23	Nickel, Tyler	2	7	3.5
0	Cattoor, Hunter	2	6	3.0
4	Long, Mekhi	2	5	2.5

Steals

##	Player	G	Stl	Stl/G
4	Long, Mekhi	2	4	2.0
3	Pedulla, Sean	2	3	1.5
2	Collins, MJ	2	3	1.5
15	Kidd, Lynn	2	2	1.0
13	Young, Jaydon	1	2	2.0

Offensive Rebounds

##	Player	G	OReb	OReb/G
15	Kidd, Lynn	2	4	2.0
23	Nickel, Tyler	2	3	1.5
3	Pedulla, Sean	2	2	1.0
34	Poteat, Mylyjael	2	2	1.0
4	Long, Mekhi	2	2	1.0

Blocked Shots

##	Player	G	Blk	Blk/G
31	Beran, Robbie	2	2	1.0
0	Cattoor, Hunter	2	1	0.5
15	Kidd, Lynn	2	1	0.5
23	Nickel, Tyler	2	1	0.5

Defensive Rebounds

##	Player	G	DReb	DReb/G
15	Kidd, Lynn	2	13	6.5
3	Pedulla, Sean	2	11	5.5
0	Cattoor, Hunter	2	6	3.0
23	Nickel, Tyler	2	4	2.0
4	Long, Mekhi	2	3	1.5

Minutes

##	Player	G	Min	Min/G
0	Cattoor, Hunter	2	66	33:08
3	Pedulla, Sean	2	65	32:23
15	Kidd, Lynn	2	49	24:41
4	Long, Mekhi	2	45	22:29
23	Nickel, Tyler	2	42	21:08

TEAM CATEGORY LEADERS

Fouls

##	Player	G	PF	PF/G
4	Long, Mekhi	2	6	3.0
0	Cattoor, Hunter	2	5	2.5
31	Beran, Robbie	2	4	2.0
3	Pedulla, Sean	2	3	1.5
15	Kidd, Lynn	2	3	1.5

Turnovers

##	Player	G	TO	TO/G
15	Kidd, Lynn	2	5	2.5
3	Pedulla, Sean	2	4	2.0
31	Beran, Robbie	2	3	1.5
0	Cattoor, Hunter	2	1	0.5
34	Poteat, Mylyjael	2	1	0.5

Foul Outs

##	Player	G	FO
----	--------	---	----



TEAM GAME HIGHS

Virginia Tech - Game Highs

<b>POINTS</b>	100	Coppin St. (11/06/2023)
	77	vs South Carolina (N) (11/10/2023)
<b>FIELD GOALS MADE</b>	32	Coppin St. (11/06/2023)
	26	vs South Carolina (N) (11/10/2023)
<b>FIELD GOAL ATTEMPTS</b>	62	Coppin St. (11/06/2023)
	52	vs South Carolina (N) (11/10/2023)
<b>FIELD GOAL PERCENTAGE</b>	.516 (32-62)	Coppin St. (11/06/2023)
	.500 (26-52)	vs South Carolina (N) (11/10/2023)
<b>3 PT FG MADE</b>	13	Coppin St. (11/06/2023)
	7	vs South Carolina (N) (11/10/2023)
<b>3 PT FG ATTEMPTS</b>	31	Coppin St. (11/06/2023)
	22	vs South Carolina (N) (11/10/2023)
<b>3 PT FG PERCENTAGE</b>	.419 (13-31)	Coppin St. (11/06/2023)
	.318 (7-22)	vs South Carolina (N) (11/10/2023)
<b>FREE THROWS MADE</b>	23	Coppin St. (11/06/2023)
	18	vs South Carolina (N) (11/10/2023)
<b>FREE THROW ATTEMPTS</b>	29	Coppin St. (11/06/2023)
	22	vs South Carolina (N) (11/10/2023)
<b>FREE THROW PERCENTAGE</b>	.818 (18-22)	vs South Carolina (N) (11/10/2023)
	.793 (23-29)	Coppin St. (11/06/2023)
<b>REBOUNDS</b>	43	Coppin St. (11/06/2023)
	23	vs South Carolina (N) (11/10/2023)
<b>ASSISTS</b>	29	Coppin St. (11/06/2023)
	13	vs South Carolina (N) (11/10/2023)
<b>STEALS</b>	9	Coppin St. (11/06/2023)
	8	vs South Carolina (N) (11/10/2023)
<b>BLOCKED SHOTS</b>	4	Coppin St. (11/06/2023)
	1	vs South Carolina (N) (11/10/2023)
<b>TURNOVERS</b>	11	Coppin St. (11/06/2023)
	5	vs South Carolina (N) (11/10/2023)
<b>FOULS</b>	16	Coppin St. (11/06/2023)
	12	vs South Carolina (N) (11/10/2023)

OPPONENT GAME HIGHS

Opponent - Game Highs

<b>POINTS</b>	79		vs South Carolina (N) (11/10/2023)
	55		Coppin St. (11/06/2023)
<b>FIELD GOALS MADE</b>	31		vs South Carolina (N) (11/10/2023)
	19		Coppin St. (11/06/2023)
<b>FIELD GOAL ATTEMPTS</b>	55		vs South Carolina (N) (11/10/2023)
	51		Coppin St. (11/06/2023)
<b>FIELD GOAL PERCENTAGE</b>	.564	(31-55)	vs South Carolina (N) (11/10/2023)
	.373	(19-51)	Coppin St. (11/06/2023)
<b>3 PT FG MADE</b>	10		vs South Carolina (N) (11/10/2023)
	5		Coppin St. (11/06/2023)
<b>3 PT FG ATTEMPTS</b>	21		vs South Carolina (N) (11/10/2023)
	17		Coppin St. (11/06/2023)
<b>3 PT FG PERCENTAGE</b>	.476	(10-21)	vs South Carolina (N) (11/10/2023)
	.294	(5-17)	Coppin St. (11/06/2023)
<b>FREE THROWS MADE</b>	12		Coppin St. (11/06/2023)
	7		vs South Carolina (N) (11/10/2023)
<b>FREE THROW ATTEMPTS</b>	18		Coppin St. (11/06/2023)
	8		vs South Carolina (N) (11/10/2023)
<b>FREE THROW PERCENTAGE</b>	.875	(7-8)	vs South Carolina (N) (11/10/2023)
	.667	(12-18)	Coppin St. (11/06/2023)
<b>REBOUNDS</b>	30		vs South Carolina (N) (11/10/2023)
	22		Coppin St. (11/06/2023)
<b>ASSISTS</b>	16		vs South Carolina (N) (11/10/2023)
	5		Coppin St. (11/06/2023)
<b>STEALS</b>	6		Coppin St. (11/06/2023)
	2		vs South Carolina (N) (11/10/2023)
<b>BLOCKED SHOTS</b>	4		Coppin St. (11/06/2023)
	2		vs South Carolina (N) (11/10/2023)
<b>TURNOVERS</b>	19		Coppin St. (11/06/2023)
	10		vs South Carolina (N) (11/10/2023)
<b>FOULS</b>	21		Coppin St. (11/06/2023)
	16		vs South Carolina (N) (11/10/2023)

TEAM GAME LOWS

Virginia Tech - Game Lows

<b>POINTS</b>	77		vs South Carolina (N) (11/10/2023)
	100		Coppin St. (11/06/2023)
<b>FIELD GOALS MADE</b>	26		vs South Carolina (N) (11/10/2023)
	32		Coppin St. (11/06/2023)
<b>FIELD GOAL ATTEMPTS</b>	52		vs South Carolina (N) (11/10/2023)
	62		Coppin St. (11/06/2023)
<b>FIELD GOAL PERCENTAGE</b>	.500	(26-52)	vs South Carolina (N) (11/10/2023)
	.516	(32-62)	Coppin St. (11/06/2023)
<b>3 PT FG MADE</b>	7		vs South Carolina (N) (11/10/2023)
	13		Coppin St. (11/06/2023)
<b>3 PT FG ATTEMPTS</b>	22		vs South Carolina (N) (11/10/2023)
	31		Coppin St. (11/06/2023)
<b>3 PT FG PERCENTAGE</b>	.318	(7-22)	vs South Carolina (N) (11/10/2023)
	.419	(13-31)	Coppin St. (11/06/2023)
<b>FREE THROWS MADE</b>	18		vs South Carolina (N) (11/10/2023)
	23		Coppin St. (11/06/2023)
<b>FREE THROW ATTEMPTS</b>	22		vs South Carolina (N) (11/10/2023)
	29		Coppin St. (11/06/2023)
<b>FREE THROW PERCENTAGE</b>	.793	(23-29)	Coppin St. (11/06/2023)
	.818	(18-22)	vs South Carolina (N) (11/10/2023)
<b>REBOUNDS</b>	23		vs South Carolina (N) (11/10/2023)
	43		Coppin St. (11/06/2023)
<b>ASSISTS</b>	13		vs South Carolina (N) (11/10/2023)
	29		Coppin St. (11/06/2023)
<b>STEALS</b>	8		vs South Carolina (N) (11/10/2023)
	9		Coppin St. (11/06/2023)
<b>BLOCKED SHOTS</b>	1		vs South Carolina (N) (11/10/2023)
	4		Coppin St. (11/06/2023)
<b>TURNOVERS</b>	5		vs South Carolina (N) (11/10/2023)
	11		Coppin St. (11/06/2023)
<b>FOULS</b>	12		vs South Carolina (N) (11/10/2023)
	16		Coppin St. (11/06/2023)

OPPONENT GAME LOWS

Opponent - Game Lows

<b>POINTS</b>	55		Coppin St. (11/06/2023)
	79		vs South Carolina (N) (11/10/2023)
<b>FIELD GOALS MADE</b>	19		Coppin St. (11/06/2023)
	31		vs South Carolina (N) (11/10/2023)
<b>FIELD GOAL ATTEMPTS</b>	51		Coppin St. (11/06/2023)
	55		vs South Carolina (N) (11/10/2023)
<b>FIELD GOAL PERCENTAGE</b>	.373	(19-51)	Coppin St. (11/06/2023)
	.564	(31-55)	vs South Carolina (N) (11/10/2023)
<b>3 PT FG MADE</b>	5		Coppin St. (11/06/2023)
	10		vs South Carolina (N) (11/10/2023)
<b>3 PT FG ATTEMPTS</b>	17		Coppin St. (11/06/2023)
	21		vs South Carolina (N) (11/10/2023)
<b>3 PT FG PERCENTAGE</b>	.294	(5-17)	Coppin St. (11/06/2023)
	.476	(10-21)	vs South Carolina (N) (11/10/2023)
<b>FREE THROWS MADE</b>	7		vs South Carolina (N) (11/10/2023)
	12		Coppin St. (11/06/2023)
<b>FREE THROW ATTEMPTS</b>	8		vs South Carolina (N) (11/10/2023)
	18		Coppin St. (11/06/2023)
<b>FREE THROW PERCENTAGE</b>	.667	(12-18)	Coppin St. (11/06/2023)
	.875	(7-8)	vs South Carolina (N) (11/10/2023)
<b>REBOUNDS</b>	22		Coppin St. (11/06/2023)
	30		vs South Carolina (N) (11/10/2023)
<b>ASSISTS</b>	5		Coppin St. (11/06/2023)
	16		vs South Carolina (N) (11/10/2023)
<b>STEALS</b>	2		vs South Carolina (N) (11/10/2023)
	6		Coppin St. (11/06/2023)
<b>BLOCKED SHOTS</b>	2		vs South Carolina (N) (11/10/2023)
	4		Coppin St. (11/06/2023)
<b>TURNOVERS</b>	10		vs South Carolina (N) (11/10/2023)
	19		Coppin St. (11/06/2023)
<b>FOULS</b>	16		vs South Carolina (N) (11/10/2023)
	21		Coppin St. (11/06/2023)





**0**  
**HUNTER CATTOOR**  
 GR. • G • 6-3 • 200  
 ORLANDO, FLA.  
 BISHOP MOORE



**2**  
**MJ COLLINS**  
 SO. • G • 6-4 • 195  
 CLOVER, S.C.  
 COMBINE ACADEMY



**3**  
**SEAN PEDULLA**  
 JR. • G • 6-1 • 195  
 EDMOND, OKLA.  
 EDMOND MEMORIAL



**4**  
**MEKHI LONG**  
 GR. • F • 6-7 • 200  
 BRYANS ROAD, MD.  
 OLD DOMINION



**5**  
**PATRICK WESSLER**  
 R-FR. • C • 7-0 • 255  
 MATTHEWS, N.C.  
 COMBINE ACADEMY



**10**  
**BRANDON RECHSTEINER**  
 FR. • G • 6-1 • 185  
 ACWORTH, GA.  
 ETOWAH



**11**  
**JOHN CAMDEN**  
 R-SO. • F • 6-8 • 220  
 DOWNINGTOWN, PA.  
 BREWSTER ACADEMY



**13**  
**JAYDON YOUNG**  
 FR. • G • 6-4 • 205  
 GOLDSBORO, N.C.  
 GREENSBORO DAY SCHOOL



**15**  
**LYNN KIDD**  
 SR. • C • 6-10 • 235  
 GAINESVILLE, FLA.  
 CLEMSON



**23**  
**TYLER NICKEL**  
 SO. • G/F • 6-7 • 220  
 HARRISONBURG, VA.  
 NORTH CAROLINA



**31**  
**ROBBIE BERAN**  
 GR. • F • 6-9 • 215  
 RICHMOND, VA.  
 NORTHWESTERN



**33**  
**MICHAEL WARD**  
 SO. • G • 6-2 • 175  
 BETHESDA, MD.  
 WALT WHITMAN



**34**  
**MYLYJAEEL POTEAT**  
 SR. • F • 6-9 • 265  
 REIDSVILLE, N.C.  
 RICE



**55**  
**CONNER VENABLE**  
 FR. • G • 6-3 • 190  
 WASHINGTON, D.C.  
 THE HEIGHTS SCHOOL



**MIKE YOUNG**  
 HEAD COACH  
 5TH SEASON



**J.D. BYERS**  
 ASSISTANT COACH  
 1ST SEASON



**KEVIN GILTNER**  
 ASSISTANT COACH  
 5TH SEASON



**CHRISTIAN WEBSTER**  
 ASSISTANT COACH  
 8TH SEASON