



RECORD BOOK



VIRGINIA TECH
BASEBALL

UNION

Hokies



20 MLB
PLAYERS

23 ALL-
AMERICANS

10 NCAA
APPEARANCES

118 DRAFT
SELECTIONS

2,204 WINS

TABLE OF CONTENTS

CONFERENCE HISTORY	4
NCAA TOURNAMENT HISTORY	4
YEAR-BY-YEAR RECORDS, COACHES & CAPTAINS ..	5
INDIVIDUAL BATTING RECORDS	7
INDIVIDUAL PITCHING RECORDS	8
INDIVIDUAL FIELDING RECORDS	9
INDIVIDUAL TOP FIVE	10
TEAM SEASON RECORDS	11
YEAR-BY-YEAR LEADERS	12
COACHING HISTORY & TOP HITTERS	17



CONFERENCE HISTORY

SOUTHERN CONFERENCE (CHARTER MEMBER - 1921-1965)

All-Conference: **1952** - First Team: Tom Bryant, of; **1954** - First Team: Bobby Scruggs, ss; Leo Burke, of; Howie Wright, c; Jim Beard, p; **1955** - First Team: Bobby Scruggs, ss; Leo Burke, of; Howie Wright, c; Grover Jones, p; **1956** - First Team: Leo Burke, of; Second Team: Welford Lucy, 1b; Jimmy Clarke, 2b; **1957** - Second Team: Dave Kuhn, of; Bobby Wolfenden, of; **1958**, First Team: Dave Kuhn, of; **1959** - Second Team: Jimmy Graves, 3b; Dickie Snead, of; Travis Poole, of; **1960** - First Team: Dickie Snead, of; Second Team: Jimmy Graves, p; **1961** - First Team: Eddie Hite, 2b; Lee Melear, p; **1962** - Second Team: Eddie Hite, 2b; Lee Melear, p; Sam Jenkins, p; **1963** - First Team: Tom Green, of; Dave Blake, of; Lee Melear, p; Second Team: Larry Lawson, c; **1965** - Second Team: M.H. Herndon, of. Virginia Tech withdrew to become an independent after the 1965 season.

METRO CONFERENCE (1979-1995)

All-Conference: **1979** - First Team: Dave Grier, p; Harold Williams, 1b; **1980** - First Team: Mike Rhodes, p; Jay Phillips, 3b; Second Team: Franklin Stubbs, 1b; Joe Mitchell, of; **1981** - First Team: Paul Levy, p; Franklin Stubbs, 1b; Brian Rupe, of; Andy Aldrich, dh; **1982** - First Team: Ray Perkins, p; Jim Stewart, 3b; Brian Rupe, of; Franklin Stubbs, 1b; Mark Krynitsky, c; **1983** - First Team: Rick Knapp, p; Tim Buheller, of; **1984** - First Team: Billy Plante, 3b; Bean Stringfellow, p; HM: Shaun Sullivan, of; Budgie Clark, 2b; John Bowler, dh; **1985** - First Team: Shaun Sullivan, of; Tim Buheller, of; Chuck Boyle, utl; Billy Plante, 3b; George Canale, 1b; Bean Stringfellow, p; **1986** - First Team: George Canale, 1b; Trey McCoy 3b; Tim Buheller, cf; Doug Basse, of; David Potts, p; **1987** - First Team: Brad DuVall, p; Trey McCoy, of; Casey Waller, 3b; **1988** - First Team: Brad DuVall, p; Len Wentz, 2b; Trey McCoy, of; Mike Conte, of; Randy Berlin, dh; **1989** - First Team: Mike Williams, p; Len Wentz, 2b; Casey Waller, 3b; Mike Conte, of; Craig Blum, utl; **1990** - First Team: Len Wentz, 3b; Rod Emmons, of; Second Team: Mike Williams, p; **1991** - First Team: Martin Agee, 2b; David Dallas, ss; Les Jennette, utl; Second Team: Steve Render, of; **1992** - First Team: David Dallas, 2b; Les Jennette, dh; Steve Render, of; Second Team: Brad Clontz, p; J. R. Hawkins, of; **1993** - First Team: J.R. Hawkins, of; Second Team: Dee Dalton, ss; Bo Durkac, 3b; **1994** - First Team: Bo Durkac, 3b; Second Team: Charlie Gillian, p; **1995** - First Team: Mike Terhune, 2b; Bo Durkac, 3b; Kevin Barker, of; Second Team: Charlie Gillian, p; Josh Herman, c.

All-Tournament: **1979** - Dave Richardson, of; **1980** - Jim Stewart, of; **1981** - Franklin Stubbs, 1b; Andy Aldrich, dh; **1982** - Jim Stewart, 3b; Jimmy Foit, ss; Mark Krynitsky, c; **1983** - Budgie Clark, 2b; **1984** - Billy Plante, 3b; George Canale, dh; Rodney Brooks, p; **1985** - Chuck Boyle, c; Peery Agee, dh; Dell Curry, p; **1987** - Alan El-Amin, of; Brian Henderson, ss; Joe Vieni, c; **1989** - Mike Conte, of; **1990** - Len Wentz, 3b; **1992** - Mike Reedy, of; Denny Hedspeth, c; **1994** - Brian Fitzgerald (MVP), p; Josh Herman, dh; **1995**, Brian Fitzgerald, p; Kevin Barker, of.

ATLANTIC 10 CONFERENCE (1996-2000)

All-Conference: **1996** - First Team: Kevin Barker, of (Player of the Year); Second Team: Josh Herman, c; Sean Hummel, p; **1997** - First Team: Kevin Kurilla, ss; Denny Wagner, p; Second Team: Matt Griswold, of; **1998** - First Team: Matt Griswold, of (Player of the Year); Second Team: Addison Bowman, 3b; Barry Gauch, c; Eric Shiflett, of; Jon Hand, p; **1999** - First Team: Barry Gauch, c; Matt Griswold, of; Second Team: Larry Bowles, p/1b; Jason Bush, p (Rookie of the Year); **2000** - First Team: Jed English, dh; Joe Saunders, p; Second Team: Addison Bowman, of.

All-Tournament: **1996** - Jon Hand, p; Brian Fitzgerald, p; Austin Rappé, of; Josh Herman, c; **1997** - Barry Gauch, c (MVP); Randy Martin, 2b; Kevin Kurilla, ss; Matt Griswold, of; Denny Wagner, p; **1998** - Randy Martin, 2b; Jon Hand, p; Barry Gauch, c; **1999** - Larry Bowles, p/1b (MVP); Barry Gauch, c; Addison Bowman, ss; John West, 3b; Matt Griswold, of; Pat Pinkman, p; **2000** - Addison Bowman, of (MVP); Chad Foutz, 3b; Jed English, c/dh; Jason Bush, p.

BIG EAST CONFERENCE (2001-2004)

All-Conference: **2001** - Second Team: John West, 1b; Addison Bowman, 3b; Brad Bauder, of; Joe Saunders, p; Third Team: Spencer Harris, ss; **2002** - First Team: Marc Tugwell, 2b; Spencer Harris, ss; John West, 3b; Joe Saunders, p; Third Team: Brad Bauder, of; Wyatt Toregas, utl; **2003** - First Team: Marc Tugwell, 2b (Co-Player of the Year); Chris Stanton, 3b; Wyatt Toregas, c; Matt Dalton, p; Third Team: Spencer Harris, ss; **2004** - First Team: Sean O'Brien, 1b; Second Team: Chris Stanton, 3b; Josh Biber, p; Third Team: Warren Schaeffer, ss.

ATLANTIC COAST CONFERENCE (2005-PRESENT)

All-Conference: **2009** - Second Team: Steve Domecus, of; **2010** - First Team: Austin Wates, of; Second Team: Steve Domecus, c; Ben Rowen, rp; Justin Wright, sp; **2011** - First Team: Andrew Rash, of; **2012** - Second Team: Mark Zagunis, c; **2013** - First Team: Chad Pinder, 3b; Tyler Horan, of; **2014** - Second Team: Mark Zagunis, c. **2015** - First Team: Brendon Hayden, 1b; Third Team: Saige Jenco, of. **2017** - Second Team: Sam Fragale, 1b; Tom Stoffel, of; Third Team: Jack Owens, 2b. **2018** - Freshman Team: Ian Seymour, sp. **2019** - Second Team: Jack Owens, 2b.

All-Tournament: **2010** - Steve Domecus, c; Austin Wates, of; Justin Wright, p; **2013** - Chad Pinder, ss; Mark Zagunis, of.

CONFERENCE CHAMPIONSHIPS:

1954 - Southern Conference (RS); **1981** - Metro Conference (RS); **1994** - Metro Conference (T); **1995** - Metro Conference (co-RS); **1996** - Atlantic 10 (RS-WD); **1997** - Atlantic 10 (T); **1999** - Atlantic 10 (RS-WD & T); **2000** - Atlantic 10 (RS-WD & T); **2002** - BIG EAST (co-RS).

* - RS = Regular season; T = Tournament; WD = Western Division.

NCAA TOURNAMENT HISTORY (9-20 OVERALL)

1954 - District 3 Region

Home-and-Home Regional

aW	11-10	Clemson
hW	7-1	Clemson

Winter Park, Fla. (Super Regional)

aL	0-3	Rollins
aL	3-9	Rollins

1969 - District 3 Region in Gastonia, N.C.

nL	6-7	Mississippi (10)
nW	6-3	Furman
nL	1-5	North Carolina

1976 - Atlantic Regional in Columbia, S.C.

aL	6-7	South Carolina (10)
nL	4-5	Furman

1977 - Midwest Regional in Minneapolis, Minn.

nL	1-2	Central Michigan
nL	4-9	Florida

1994 - East Regional in Clemson, S.C.

nL	0-7	Auburn
nL	3-4	The Citadel

1997 - South II Regional in Tuscaloosa, Ala.

nW	3-2	Southern California
nL	6-12	NC State
nL	2-6	Southern California

1999 - Winston-Salem, N.C. Regional

nL	3-5	Richmond
nW	11-5	Siena
nL	8-11	Richmond

2000 - Fullerton, Calif. Regional

nL	3-8	Southern California
aL	6-8	Cal State Fullerton

2010 - Columbia, S.C. Regional

nL	2-7	The Citadel
nW	16-7	Bucknell
nW	4-3	The Citadel
aL	2-10	South Carolina

2013 - Blacksburg, Va. Regional

hL	2-5	Connecticut
hW	9-1	Coastal Carolina
hW	3-1	Connecticut
hL	4-10	Oklahoma

YEAR-BY-YEAR RECORDS, COACHES, & CAPTAINS

YEAR	W-	L-	T	PCT.	COACH	CAPTAIN(S)	YEAR	W-	L-	T	PCT.	COACH	CAPTAIN(S)	
1892	2-	0-	0	.000			1974	15-	15-	0	.500	Bob Humphreys		
1893	0-	1-	0	.000			1975	26-	10-	0	.722	Bob Humphreys		
1894	NO TEAM							1976	33-	9-	0	.786	Bob Humphreys	
1895	3-	2-	0	.600	J. McJames	T.E. Dashiell	1977	34-	9-	0	.791	Bob Humphreys		
1896	3-	8-	0	.273	R.S. Wilkins	W.H. Rasche	1978	27-	17-	0	.614	Bob Humphreys		
1897	9-	5-	0	.643	Lipep	E.H. Herbert	1979	28-	14-	0	.667	Chuck Hartman	Scott Atkins, Steve Dodd	
1898	3-	3-	0	.500		R.S. Wilkins	1980	30-	18-	0	.625	Chuck Hartman	Chip Smith, Mike Preisser, Andy Aldrich	
1899	NO TEAM							1981	48-	9-	0	.842	Chuck Hartman	Andy Aldrich, Paul Levy, Mark Krynsky
1900	6-	5-	0	.546	Dr. A.B. Morrison	W.F. Bell	1982	50-	9-	0	.847	Chuck Hartman	Mark Krynsky	
1901	5-	3-	0	.625	Dr. A.B. Morrison	J.D. Burrall, H. Carpenter	1983	34-	14-	0	.708	Chuck Hartman	Wayne King, John Patton	
1902	4-	2-	0	.667		C.H. Carpenter	1984	41-	17-	0	.707	Chuck Hartman	Todd Trickey, Chuck Boyle	
1903	8-	4-	0	.667	Orth	J.F. Ware, C.P. Miles	1985	50-	16-	1	.754	Chuck Hartman	Chuck Boyle	
1904	6-	5-	0	.546	R.R. Brown	W.C. Walsh	1986	38-	21-	0	.644	Chuck Hartman	George Canale, Joe Vieni	
1905	6-	5-	0	.546	Dr. Knox	R.B. Tinsley, S.H. Lee	1987	32-	16-	1	.663	Chuck Hartman	Joe Vieni, Jon Hartness, Greg Mance	
1906	5-	3-	0	.625	S.S. Eckerstone	E.S. Sheppard	1988	40-	20-	0	.667	Chuck Hartman	Alan El-Amin, Jimmy Hunt	
1907	5-	8-	0	.385	S.S. Eckerstone		1989	35-	22-	0	.614	Chuck Hartman	Mike Conte, Len Wentz	
1908	3-	4-	1	.437	C.P. Miles	E.S. Sheppard	1990	36-	22-	0	.621	Chuck Hartman	Len Wentz, Mike Williams	
1909	11-	6-	0	.647	R.M. Brown	A.D. Austin	1991	24-	30-	0	.444	Chuck Hartman	Tim Fenn, Shaun Thomas	
1910	10-	7-	0	.588	Branch Bocoock	T.P. Hicks	1992	34-	17-	1	.663	Chuck Hartman	Steve Render, David Dallas	
1911	13-	7-	1	.619	Branch Bocoock	Richard Fuqua	1993	34-	15-	0	.694	Chuck Hartman	J.R. Hawkins, Mike Reedy, Justin Dobson	
1912	9-	9-	0	.500	L.W. Reiss	F.H. Legge	1994	32-	26-	0	.552	Chuck Hartman	Justin Dobson, Denny Hedspeth	
1913	3-	3-	0	.500	C.P. Miles	P.R. Evans	1995	34-	24-	0	.586	Chuck Hartman	Bo Durkac, Braxton Bell	
1914	15-	4-	1	.775	Branch Bocoock	Albert L. Jones, Jr.	1996	35-	24-	0	.593	Chuck Hartman	Josh Herman, Sean Hummel	
1915	21-	0-	0	1.000	R.B. Prince	F.W. Bruce	1997	34-	28-	0	.548	Chuck Hartman	Kevin Kurilla, Kris Turberville	
1916	11-	5-	0	.688	W.G. Breintenstein	E.K. Bibb	1998	28-	22-	2	.558	Chuck Hartman	Jon Hand, Matt Lichtel, Barry Gauch	
1917	9-	1-	0	.900	W.G. Breintenstein	L.M. Gaines	1999	42-	17-	0	.712	Chuck Hartman	Randy Martin, Barry Gauch, Eric Shiflett	
1918	8-	4-	0	.667	Charles A. Bernier	J.E. Old	2000	34-	25-	2	.576	Chuck Hartman	Gray Hodges, Christian Simmers	
1919	12-	13-	0	.480	Charles A. Bernier	Charles Whitmore	2001	29-	28-	1	.509	Chuck Hartman	Addison Bowman, Christian Simmers	
1920	16-	6-	0	.727	Charles A. Bernier	P.C. Brooks	2002	33-	26-	0	.559	Chuck Hartman	Chip Runyon, Brian Copeland	
1921	17-	9-	1	.648	W.L. Younger	R.W. Harvey	2003	34-	23-	0	.596	Chuck Hartman	Spencer Harris, Brad Bauder	
1922	7-	10-	2	.400	W.L. Younger	J.G. Wallace	2004	29-	27-	0	.518	Chuck Hartman	Josh Biber, Jed English	
1923	7-	8-	0	.467	W.L. Younger	D.H. Rutherford	2005	23-	28-	0	.451	Chuck Hartman	Chris Stanton, Jake Chaney	
1924	10-	6-	1	.617	George S. Kircher	D.H. Rutherford	2006	20-	33-	0	.377	Chuck Hartman	Nicky Bowers, Ryan Kennedy	
1925	7-	10-	1	.417	George S. Kircher	C.G. Thomas, Jr.	2007	23-	31-	0	.426	Pete Hughes	Warren Schaeffer, Sean O'Brien	
1926	13-	6-	1	.675	George S. Kircher	C.L. Crummett, Jr.	2008	23-	32-	0	.418	Pete Hughes	Matt Hacker, Sean O'Brien, Andrew Wells	
1927	11-	4-	0	.733	George S. Kircher	P.S. Dear	2009	32-	21-	0	.604	Pete Hughes	Rhett Ballard, Ty Hohman, Sean Ryan	
1928	4-	7-	0	.364	George S. Kircher	D.M. Alexander	2010	40-	22-	0	.645	Pete Hughes	Brandon Fisher, Sean Ryan	
1929	9-	6-	0	.600	George S. Kircher	Clay M. Mattox	2011	30-	25-	0	.545	Pete Hughes	Brandon Fisher, Tim Smalling	
1930	13-	2-	1	.844	George S. Kircher	James A. Coffey	2012	34-	21-	0	.618	Pete Hughes	Andrew Rash, Ronnie Shaban	
1931	7-	7-	2	.500	George S. Kircher	R.M. Mapp, N.C. Bibb	2013	40-	22-	0	.645	Pete Hughes	Joe Mantiply, Chad Pinder	
1932	5-	7-	0	.417	George S. Kircher	S.E. Hardwick, Jr.	2014	21-	31-	1	.406	Patrick Mason	Tanner McIntyre, Mark Zagunis	
1933	6-	6-	0	.500	H.M. McEver	R.W. Sutton	2015	27-	27-	0	.500	Patrick Mason	Alex Perez	
1934	6-	11-	1	.361	H.M. McEver	Wilson Bell	2016	19-	36-	0	.345	Patrick Mason	Phil Sciretta, Rahiem Cooper	
1935	4-	15-	0	.211	H.M. McEver	Paul V. Kelsey	2017	23-	32-	0	.418	Patrick Mason	Matt Dauby, Kit Scheetz, Ryan Tufts, Luke Scherzer, Sam Fragale	
1936	8-	8-	0	.500	H.M. McEver	Joe Russell	2018	21-	33-	0	.388	John Szefc		
1937	12-	8-	0	.600	H.M. McEver	Ray Thompson	2019	26-	27-	0	.491	John Szefc		
1938	4-	10-	0	.286	H.M. McEver	M.A. Cregger	2020	11-	5-	0	.688	John Szefc		
1939	1-	14-	0	.067	H.M. McEver	Frank Pierce								
1940	7-	5-	0	.583	G.F. Laird	M.R. Cobb								
1941	6-	10-	0	.375	G.F. Laird	W.A. Trice								
1942	10-	5-	1	.656	G.F. Laird	W.J. Henderson								
1943	4-	8-	0	.333	G.F. Laird	Joseph Moody								
1944	9-	4-	0	.692	H.M. McEver	Henry Caravati, Phillip DeLisi								
1945	10-	4-	0	.714	G.S. Proctor	Andrew M. Dreelin, J.F. Lucas								
1946	8-	11-	0	.421	G.S. Proctor	John J. Kozelski, Jr.								
1947	11-	6-	0	.647	G.S. Proctor	Frank B. Poole								
1948	14-	8-	1	.630	G.F. Laird	Joe Foltz								
1949	10-	11-	0	.476	G.F. Laird	Bill Kean								
1950	13-	9-	0	.591	G.F. Laird	Ralph C. Beard								
1951	8-	11-	0	.421	G.F. Laird	Sterling Wingo								
1952	4-	9-	0	.308	G.F. Laird	Ed Pierce								
1953	6-	7-	0	.462	G.F. Laird									
1954	14-	8-	0	.636	G.F. Laird									
1955	13-	8-	0	.619	G.F. Laird	Jimmy Clark								
1956	9-	12-	0	.429	G.F. Laird									
1957	9-	12-	0	.429	G.F. Laird									
1958	9-	11-	1	.452	G.F. Laird									
1959	12-	7-	0	.632	G.F. Laird									
1960	10-	9-	0	.526	G.F. Laird									
1961	9-	15-	0	.375	G.F. Laird	Eddie Hite								
1962	11-	6-	0	.647	G.F. Laird	Eddie Hite								
1963	14-	7-	0	.667	G.F. Laird									
1964	12-	10-	0	.545	G.F. Laird									
1965	10-	13-	0	.435	G.F. Laird	Norman Olgers								
1966	10-	6-	0	.625	G.F. Laird									
1967	14-	10-	0	.583	G.F. Laird	William Gordon, Bobby Kramer								
1968	17-	9-	1	.649	G.F. Laird	Dean Hahn, Bob Elwell								
1969	27-	7-	0	.794	G.F. Laird	Dean Hahn, Bob Elwell								
1970	15-	11-	0	.577	G.F. Laird									
1971	16-	10-	0	.615	G.F. Laird	Wayne Javins								
1972	15-	11-	0	.577	G.F. Laird	John Van Arnhem								
1973	15-	10-	0	.600	G.F. Laird	Howard Thomas								



Virginia Tech's 1915 team posted an unblemished 21-0 season record.

TECH VS. ALL-TIME OPPONENTS (127 SEASONS)

Team	1 st	Last	Overall		Team	1 st	Last	Overall		Team	1 st	Last	Overall	
	Meeting	Meeting	Score	VT Opp		Meeting	Meeting	Score	VT Opp		Meeting	Meeting	Score	VT Opp
Akron	1953		11-8	1	Haverford	1917	1917	11-1	2	Point Park	1982	1982	13-7	3
Alabama	1955	1967	6-5	3	High Point*	1974	2019	16-1	23	Portland	1995	1995	3-4	0
Albany	2007	2007	8-2	1	Hofstra	1999	1999	11-16	0	Presbyterian	2008	2008	6-5	2
Alcorn State	2016	2016	23-7	3	Holy Cross	1993	2013	7-5	3	Princeton	1929	1929	7-1	1
Allegheny Institute	1896	1897	8-9	1	Howard	1975	1998	16-3	60	Pulaski	1946	1946	10-18	0
Appalachian St.	1974	2015	13-4	22	Indiana	1980	2011	4-2	4	Purdue	1994	2018	5-12	2
Armstrong St.	1975	1975	7-3	2	Indiana (Pa.)	1972	1972	6-2	2	Quantico	1946	1950	0-4	1
Atlantic Christian	1979	1979	5-2	1	Indiana State*	1991	1998	7-7	1	Quinnipiac	2016	2016	2-4	3
Auburn	1994	1994	0-7	0	Iowa	1986	2018	1-2	2	Radford	1989	2020	3-2	48
Ball State	2018	2018	4-2	1	James Madison	1978	2014	11-5	26	Radford Collegiates	1908	1908	4-1	1
Bellevue	1897	1900	4-5	2	Johns Hopkins	1971	1971	29-2	2	Randolph-Macon	1895	1920	7-4	12
Belmont	1978	1978	4-1	1	Kennesaw State	2012	2012	3-6	1	Rhode Island	1997	2013	7-3	6
Bethany	1920	1920	5-1	1	Kansas State	1989	2018	5-6	1	Richmond*	1904	2019	10-1	72
Bingham	1910	1912	2-4	2	Kent State	1969	2013	8-1	8	Rider	1986	2015	3-4	2
Binghamton	2008	2017	1-2	1	Kentucky	1924	2010	6-15	4	Roanoke College*	1893	1948	8-2	30
Bluefield State	1981	1987	20-1	4	King College*	1897	1925	25-2	5	Roanoke League*	1895	1913	4-10	0
Boston College	2001	2019	2-5	26	La Salle	1996	2000	11-8	17	Roanoke RS	1943	1944	6-15	0
Bowling Green	1998	1998	13-9	1	Lehigh	1908	1975	7-4	3	Rochester	1967	1967	17-5	2
Bradley	2012	2012	11-1	2	LeMoyne	2002	2002	10-15	1	Rollins	1954	2001	3-5	4
Bridgewater	1909	1931	10-9	2	Liberty	1979	2019	1-6	40	Rutgers	1910	2014	6-3	7
Brockport State (N.Y.)	1972	1972	17-3	2	Lincoln Memorial	1919	1919	5-2	1	Sam Houston State	2019	2019	3-2	1
Brown	1969	1969	7-0	2	Lipscomb	1978	1978	7-15	0	San Diego State	2020	2020	5-7	0
Bryant	2009	2020	10-2	7	Lock Haven	1975	1975	9-5	1	Savannah State	2005	2010	7-0	3
Bucknell	2009	2010	16-7	4	Locust Dale	1897	1897	1-3	0	Seton Hall*	2001	2004	6-0	6
Buffalo State	1977	1977	14-2	1	Long Island	1937	2010	12-4	6	Shippensburg	1973	1984	5-3	9
Cal State-Fullerton	2000	2000	6-8	0	Longwood	1981	2014	4-1	11	Siena	1999	1999	11-5	1
Cal State-Northridge	1991	1991	7-10	0	Louisiana	2020	2020	3-0	2	South Alabama	2018	2018	5-7	0
California (Pa.)	1979	1980	7-4	3	Louisville	1979	2018	1-16	45	South Carolina	1902	2010	2-10	31
Camp Pickett	1944	1944	14-4	2	LSU	2014	2014	0-9	0	South Florida	1992	2004	4-3	7
Campbell	1997	2017	2-7	15	Lynchburg College	1897	1946	9-4	13	S.E. Louisiana	1990	1990	1-9	0
Canisius	1977	2017	11-0	2	Maine	1961	1997	2-9	3	S.E. Oklahoma	1978	1978	11-15	0
Carson-Newman	1975	1975	0-2	0	Manhattan	2016	2019	15-3	2	Southern California	1997	2000	3-8	1
Castleton State	1963	1968	6-1	9	Marietta	1967	1969	5-1	3	Southern Conn. State	1960	1974	14-2	2
Catawba	1941	1980	9-4	2	Marist	2007	2013	7-6	3	Southern Mississippi	1983	1995	3-2	12
Catholic	1919	1926	11-13	0	Marshall	1918	2020	10-5	29	Springfield	1960	1967	3-2	1
Central Connecticut St.	2008	2008	16-8	3	Maryland*	1900	2014	6-4	27	St. Albans	1895	1915	21-1	9
Central Michigan	1977	2018	7-4	2	Maryland AC	1898	1898	11-3	1	St. Bonaventure	1999	1999	12-10	3
Charleston Southern	1993	2010	13-1	6	Maryville	1926	1937	10-3	3	St. John's	1898	2004	0-2	10
Charleston (W.Va.)	1973	1979	5-4	9	Massachusetts	1969	2000	9-6	11	St. Joseph's	1999	1999	19-9	3
Charlotte	1980	2013	6-1	21	Massachusetts Lowell	2014	2014	4-6	1	St. Louis	1979	1982	13-3	7
Cincinnati	1979	2014	9-6	39	Massachusetts Tech	1950	1950	1-0	1	Stetson	1980	2019	5-0	2
The Citadel	1958	2016	12-0	11	McCabes	1897	1898	4-5	0	Syracuse	1925	1926	4-1	2
Clemson*	1902	2019	9-12	24	Medical College of Va.	1924	1924	15-3	1	Temple	1996	2013	3-7	2
Coastal Carolina	1988	2018	2-17	4	Memphis	1979	1991	4-5	5	Tennessee	1902	2013	4-5	10
Colgate	1912	1928	10-11	1	Mercer (Macon)	1983	2015	5-4	3	Tennessee-Tech	2011	2011	11-9	1
College of Charleston	1993	2015	3-8	1	Methodist	1988	1988	2-9	0	Texas Southern	2014	2014	8-2	1
Columbia	2010	2010	22-10	1	Miami (Fla.)	2005	2019	0-2	8	Toledo	1977	2015	9-3	6
Columbus College	1986	1986	3-4	1	Miami (Ohio)	1969	1999	8-2	3	Towson	1987	2006	9-5	7
Concord	1919	1977	9-1	5	Michigan	1997	1997	2-11	0	Trevecca	1978	1978	8-3	1
Connecticut	1976	2013	3-1	11	Michigan State	1951	1964	6-10	0	Tulane	1979	1995	3-4	13
Cornell	1964	2012	5-4	5	Miller School	1900	1905	10-2	3	U.S. International (Cal.)	1989	1989	8-6	1
Creighton	1991	1991	3-6	0	Milligan	1975	1978	3-1	7	UNC Asheville	2007	2009	21-4	2
Daleville	1918	1918	13-0	2	Minnesota	2007	2007	3-7	0	UNC Greensboro	1992	2020	5-7	6
Dartmouth	1923	1923	1-9	0	Mississippi	1969	1969	6-7	0	UNC Wilmington	1988	2013	7-2	10
Davidson	1902	2012	7-3	31	Missouri	1989	1989	9-7	1	Union Co-op School	1901	1901	16-1	1
Dayton	1996	2018	19-3	14	Morehead State	2003	2004	11-7	4	Ursinus	1950	1950	11-2	1
Dean Academy	1912	1912	3-5	0	Mount St. Mary's	1926	1926	1-9	0	USC Upstate	2009	2017	8-2	7
Delaware	1907	2016	6-7	7	Muhlenberg	1973	1973	6-0	1	Utica	1982	1985	11-0	7
Delaware State	2009	2009	15-1	2	National Business Col.	1946	1946	8-6	2	Vanderbilt	1978	1978	17-9	1
Detroit Mercy	1992	1992	6-1	2	Navy	1938	2005	9-0	1	Vermont	1934	1934	8-6	1
Drexel	1937	1941	13-3	2	Nevada	1995	2017	24-10	4	Villanova	2001	2005	3-5	8
Duke	1907	2019	5-9	28	New Haven	1958	1958	12-3	1	Virginia	1900	2019	8-4	87
Duquesne	1996	2004	15-17	13	New Orleans	1988	2018	2-4	0	Virginia Christian	1919	1919	8-2	3
East Carolina	1957	2006	5-1	8	New York Tech	1988	1988	2-1	1	VCU	1978	2014	6-11	41
Eastern Connecticut	1979	1979	4-3	1	Newberry	1977	1979	5-6	1	VMI*	1897	2019	10-9	131
Eastern Michigan	1968	1974	5-4	2	Niagara	2011	2017	8-3	4	Wagner	2012	2018	18-7	2
Elon*	1914	2013	3-4	14	North Carolina*	1896	2019	2-5	27	Wake Forest	1911	2019	10-9	41
Emory & Henry*	1898	1947	11-10	34	North Carolina A&T	1981	2015	3-0	34	Washington & Lee*	1897	1959	6-1	44
ETSU	1967	2020	10-3	39	North Carolina Central	2010	2010	13-0	1	Washington College	1910	1922	6-4	5
Evansville	1994	1999	7-3	4	NC State*	1907	2018	0-1	22	Washington State	1989	1989	1-6	0
Florida	1921	1977	4-9	1	Norfolk State	2015	2015	12-5	1	West Georgia	1983	1983	3-2	1
Florida Atlantic	2011	2011	14-2	1	Northeastern	2014	2017	17-5	2	West Virginia*	1905	2019	2-7	53
Florida State	1967	2019	2-5	15	Notre Dame	1955	2018	5-6	9	West Virginia Normal	1902	1902	22-7	1
Fordham	1998	2008	12-13	1	Oak Ridge	1898	1921	2-4	0	West Virginia Tech	1940	1947	14-4	3
Fort Belvoir	1945	1945	4-8	0	Oglethorpe	1923	1925	6-9	0	West Virginia Wesleyan	1917	1917	6-5	1
Franklin & Marshall	1911	1976	6-2	2	Ohio	1942	2013	6-1	9	Western Carolina*	1974	2016	10-14	10
Fresno State	1989	1995	8-0	2	Ohio State	1955	1956	3-21	0	Western Maryland	1912	1912	10-1	2
Furman	1916	1989	3-5	11	Ohio Wesleyan	1938	1948	8-3	2	Western Michigan	2002	2002	12-7	2
George Mason*	1982	2020	5-3	16	Oklahoma	1978	2018	14-6	2	Westfield State	1981	1981	15-4	2
George Washington	1948	2000	8-1	31	Oklahoma State	2004	2004	0-2	0	William & Mary	1914	2020	19-4	83
Georgetown	1919	2004	16-3	9	Old Dominion	1945	2019	2-3	61	Wingate	1981	1985	7-5	3
Georgia Southern	1967	1998	19-8	12	Old Stars	1914	1914	14-5	1	Winthrop	1998	1998	8-12	0
Georgia State	1980	1983	6-0	1	Oleonta State	1968	1985	15-3	11	Wofford	1923	2012	13-4	4
Georgia Tech	1980	2020	7-6	19	Pembroke State	1973	1974	3-7	1	Woodberry Forest	1910	1910	14-0	1
Gonzaga	1995	1995	0-5	0	Pittsburgh*	1922	2019	0-1	17	Woodrow Wilson Hosp.	1944	1945	9-2	3
Guilford	1907	1923	17-10	9					Wyoming	1995	1995	7-3	1	
Hamilton	1948	1949	6-3	3					Xavier	1996	2000	6-1	11	
Hampden-Sydney*	1896	1952	7-10	28					Yale	2012	2012	17-0	4	
Hartford	2011	2011	11-3	2					Yannigans	1920	1920	3-2	1	

*Ties: Two each with Clemson, Elon, North Carolina, NC State, Richmond and Roanoke League. One tie each with Emory & Henry, George Mason, Hampden-Sydney, High Point, Indiana State, King College, Maryland, Pittsburgh, Roanoke College, Seton Hall, VMI, Washington & Lee, West Virginia and Western Carolina.

INDIVIDUAL - BATTING RECORDS

MOST GAMES PLAYED:

Season: 67 by Brian Henderson, 1985
 Career: 230 by John West, 1999-02
 Spencer Harris, 2000-03

MOST GAMES STARTED:

Season: 67 by Brian Henderson, 1985
 Career: 228 Spencer Harris, 2000-03

MOST CONSECUTIVE STARTS:

Career: 224 Spencer Harris, 2000-03
 Alex Perez, 2012-15*

* - only Tech player to start in every team game played in four-year career

MOST AT BATS:

Game: 9 by Wyatt Toregas vs. Georgetown, 4/21/2002
 Season: 257 by Tyler Horan, 2013
 Career: 887 by Addison Bowman, 1998-01

MOST RUNS SCORED:

Game: 7 by Doug Basse vs. Howard, 5/4/1986
 Fred Hatfield vs. Louisville, 4/24/1993
 Brad Bauder vs. Georgetown, 4/21/2002
 Season: 82 by Brian Rupe, 1982
 Tim Buheller, 1985
 Career: 267 by Tim Buheller, 1983-86

MOST HITS:

Game: 8 by Brad Bauder vs. Georgetown, 4/21/2002
 Season: 92 by Tim Buheller, 1985
 Shaun Sullivan, 1985
 Steve Domecus, 2010
 Career: 303 by Addison Bowman, 1998-01

MOST DOUBLES:

Game: 4 by Bryan Thomas vs. Savannah State, 2/21/2005
 Chad Pinder vs. Bradley, 2/18/2012
 Carson Taylor vs. Manhattan, 2/16/2019
 Season: 27 by Steve Domecus, 2010
 Career: 66 by Addison Bowman, 1998-01

MOST TRIPLES:

Game: 2 shared by 15 players
 (most recent: Tom Stoffel vs. Pittsburgh, 3/10/2018)
 Season: 9 by Kevin Barker, 1996
 Career: 17 by Kevin Barker, 1994-96

MOST HOME RUNS:

Game: 4 by Doug Basse vs. Howard, 5/4/1986
 Brad Bauder vs. Georgetown, 4/21/2002
 Season: 29 by Franklin Stubbs, 1981
 George Canale, 1986
 Career: 76 by George Canale, 1984-86

MOST TOTAL BASES:

Game: 23 by Brad Bauder vs. Georgetown, 4/21/2002
 Season: 186 by Franklin Stubbs, 1981
 Career: 502 by George Canale, 1984-86

MOST RUNS BATTED IN:

Game: 14 by Brad Bauder vs. Georgetown, 4/21/2002
 Season: 88 by Billy Plante, 1985
 Career: 227 by George Canale, 1984-86

HIGHEST BATTING AVERAGE:

Season: .516 by John Van Arnhem, 1971
 Career: .436 by John Van Arnhem, 1971-72 (2 seasons)
 .374 by Trey McCoy, 1986-88 (3 seasons)
 .361 by Jim Stewart, 1979-82 (4 seasons)

HIGHEST SLUGGING PERCENTAGE:

Season: .969 by Franklin Stubbs, 1981
 Career: .835 by Trey McCoy, 1986-88

MOST BASES ON BALLS:

Game: 5 by Wayne Taylor vs. Michigan State, 3/24/1964
 Erik Payne vs. Appalachian State, 4/28/2015
 Season: 59 by Franklin Stubbs, 1981
 Matt Griswold, 1999
 Career: 170 by Tim Buheller, 1983-86

MOST STOLEN BASES:

Game: 4 by Tim Buheller vs. James Madison, 4/9/1986
 Chris Stanton vs. Morehead St., 3/23/2003
 Nate Parks at Charlotte, 2/28/2006
 Season: 40 by Tim Buheller, 1985
 Career: 140 by Tim Buheller, 1983-86

MOST STRIKEOUTS:

Game: 5 by Randy Martin vs. Radford, 3/18/1998
 Season: 80 by Shaun Thomas, 1990
 Career: 189 by Randy Martin, 1996-99

LONGEST HITTING STREAK:

32 games by Tim Buheller, 1985



Trey McCoy blasted 69 homers in his Tech career and holds the school record with an .835 slugging percentage.



Brad Bauder had a game for the ages in 2002 at Georgetown, with eight hits, four home runs and 14 RBIs, and 23 total bases.

INDIVIDUAL - PITCHING RECORDS



No one has saved more games for Tech than Charlie Gillian, who recorded 34 saves from 1994-96.



Jon Hand is the Hokies' all-time leader in strikeouts.

MOST APPEARANCES:

Season: 38 by Ben Rowen, 2010
 Career: 98 by Anthony Miller, 1998-01

MOST STARTS:

Season: 18 by Brian Fitzgerald, 1994
 Career: 59 by Brian Fitzgerald, 1993-96

MOST APPEARANCES IN RELIEF:

Season: 38 by Ben Rowen, 2010
 Career: 95 by Anthony Miller, 1998-01

MOST COMPLETE GAMES:

Season: 12 by Mike Williams, 1989
 Career: 22 by Mike Williams, 1988-90

MOST INNINGS PITCHED:

Season: 130 by Brad Clontz, 1992
 Career: 387.1 by Brian Fitzgerald, 1993-96

LOWEST EARNED RUN AVERAGE:

Season: 0.49 by Sam Jenkins, 1962
 Career: 1.91 by Berky Cundiff, 1970-73 (starter)
 Career: 1.62 by Charlie Gillian, 1994-96 (reliever, min. 90 innings)

BEST WON-LOST PERCENTAGE:

Season: 1.000 by Rick Knapp (10-0), 1982
 Career: .952 by Rick Knapp (20-1), 1982-83 (2 seasons)
 .794 by Joe Saunders (27-7), 2000-02 (3 seasons)
 .800 by Rodney Brooks (20-5), 1983-87 (4 seasons)

MOST STRIKEOUTS:

Game: 18 by Lance Rhoads vs. Utica, 3/23/1984
 Season: 119 by Bean Stringfellow, 1985
 Career: 323 by Jon Hand, 1995-98

MOST BASES ON BALLS:

Season: 65 by Les Jennette, 1991
 Career: 160 by Greg Margheim, 1987-90

MOST WINS:

Season: 12 by Brad Clontz, 1992
 Career: 31 by Jason Bush, 1999-02

MOST SHUTOUTS:

Season: 5 by Ray Perkins, 1982
 Career: 9 by Berky Cundiff, 1970-73

MOST SAVES:


Season: 14 by Charlie Gillian, 1996; Matt Dalton, 2003
 Career: 34 by Charlie Gillian, 1994-96

MOST PICKOFFS:

Game: 5 by Greg Margheim vs. Liberty, 3/1/1990
 Season: 19 by Pat Pinkman, 1999
 Career: 48 by Pat Pinkman, 1998-02

MOST HIT BATSMEN:

Game: 7 by Rhett Ballard vs. Duke, 5/15/2008 *tied NCAA record
 Season: 21 by Rhett Ballard, 2007 and 2008
 Career: 58 by Rhett Ballard, 2006-09




Sam Jenkins



Berky Cundiff

STAFF ERA

2.32 by 1969 staff
 2.38 by 1971 staff
 2.57 by 1970 staff
 2.58 by 1972 staff
 2.59 by 1962 staff
 2.62 by 1977 staff
 2.73 by 1968 staff



Matt Dalton

BEST ERA'S (MIN. 35.0 IP)

0.49 by Sam Jenkins (37 2/3 inn.), 1962
 0.76 by Matt Dalton (35.2 inn.), 2003
 1.16 by Eddy Oates (64 2/3 inn.), 1969
 1.21 by Doug Horton (52 inn.), 1970
 1.35 by Dean Powell (40 inn.), 1977
 1.42 by Wayne Groseclose (57 inn.), 1968
 1.45 by Charlie Gillian (37 1/3 inn.), 1995
 1.45 by Dave Kuhn (43 1/3 inn.), 1957
 1.46 by Steve Pittman (68 inn.), 1969
 1.51 by Jimmy Graves (77 1/3 inn.), 1960
 1.53 by Charlie Gillian (35 1/3 inn.), 1994
 1.54 by Johnny Foster (35 inn.), 1971
 1.62 by Berky Cundiff (61 inn.), 1970
 1.62 by Ron Shockley (49 2/3 inn.), 1969
 1.82 by Berky Cundiff (64 1/3 inn.), 1973
 1.90 by Steve Pittman (66 1/3 inn.), 1968
 1.97 by Lee Melear (68 2/3 inn.), 1963
 1.98 by Berky Cundiff (59 inn.), 1972
 1.99 by Jerry Watkins (54 1/3 inn.), 1973

INDIVIDUAL - FIELDING RECORDS

MOST CHANCES:

Game: 19 by Harold Williams (1b) vs. Oklahoma, 3/26/1978
David Fitt (1b) vs. Fresno St., 3/17/1995;
James Madison 3/30/1995;
Carson Taylor at Georgia Tech, 3/8/2020
Season: 637 by David Fitt (1b), 1995
Career: 1741 by David Fitt (1b/2b), 1993-96

MOST PUTOUTS:

Game: 19 by Harold Williams vs. Oklahoma, 3/26/1978
David Fitt vs. James Madison, 3/30/1995
Season: 585 by David Fitt, 1995
Career: 1595 by David Fitt (1b/2b), 1993-96

MOST ASSISTS:

Game: 10 by Rick Wade (3b) vs. Marshall, 4/28/1976
Mike Terhune (2b) vs. Fresno State, 3/17/1995
Alex Perez (2b) at High Point, 2/28/2012
Season: 196 by Brian Henderson (ss), 1985
Career: 711 by Alex Perez (2b/ss), 2012-15

MOST ERRORS:

Game: 5 by Jimmy Foit vs. Liberty Baptist, 4/10/1980
Season: 34 by Addison Bowman (ss), 1999
Career: 92 by Addison Bowman (3b/ss/lf), 1998-01



ABOVE: Brian Henderson holds the Tech record for assists in a single season with 196 as a shortstop.

BELOW: Shortstop Spencer Harris (3) and second baseman Marc Tugwell formed a record-setting middle infield combo for the Hokies.



MOST PUTOUTS BY POSITION:

CATCHER:

Game: 18 by Chuck Boyle vs. Utica College, 3/23/1984
Carson Taylor at Georgia Tech, 3/8/2020
Season: 391 by Chuck Boyle, 1985
Career: 1046 by Barry Gauch, 1996-99

FIRST BASEMAN:

Game: 19 by Harold Williams vs. Oklahoma, 3/26/1978
David Fitt vs. James Madison, 3/30/1995
Season: 585 by David Fitt, 1995
Career: 1576 by David Fitt, 1993-96

SECOND BASEMAN:

Game: 9 by Michael Seaborn vs. High Point, 4/28/2009
Season: 156 by Len Wentz, 1989
Career: 456 by Marc Tugwell, 2000-03

SHORTSTOP:

Game: 6 by several players
Season: 112 by Brian Henderson, 1985
Career: 324 by Spencer Harris, 2000-03

THIRD BASEMAN:

Game: 6 by Rick Wade vs. Connecticut, 3/10/1976
Season: 67 by Casey Waller, 1988
Career: 151 by Casey Waller, 1987-89

OUTFIELDER:

Game: 10 by Popeye Smith vs. James Madison, 4/19/1993
Season: 170 by Matt Griswold, 1999
Career: 507 by Brad Bauder, 2000-03

PITCHER:

Game: 3 by several players
Season: 13 by Pat Pinkman, 1999
Career: 34 by Jon Hand, 1995-98

MOST ASSISTS BY POSITION:

CATCHER:

Game: 6 by Joe Vieni vs. Bluefield St., 3/20/1987
6 by Carson Taylor at Marshall, 3/20/2019
Season: 55 by Steve Domecus, 2010
Career: 152 by Barry Gauch, 1996-99

FIRST BASEMAN:

Game: 5 by John West vs. Radford, 3/9/2000
Season: 44 by David Fitt, 1995
Career: 122 by Sean O'Brien, 2004-08

SECOND BASEMAN:

Game: 10 by Alex Perez at High Point, 2/28/2012
Mike Terhune vs. Fresno State, 3/17/1995
Season: 174 by Alex Perez, 2012
Career: 572 by Marc Tugwell, 2000-03

SHORTSTOP:

Game: 9 by Brian Henderson vs. Florida St., 5/10/1985
Josh Haggas vs. Cincinnati, 5/16/1991
Spencer Harris vs. Villanova, 4/7/2002
Season: 196 by Brian Henderson, 1985
Career: 647 by Spencer Harris, 2000-03

THIRD BASEMAN:

Game: 10 by Rick Wade vs. Marshall, 4/28/1976
Season: 155 by Bo Durkac, 1995
Career: 390 by Bo Durkac, 1993-95

OUTFIELDER:

Game: 2 by many players, last Nick Menken, vs. W&M, 5/15/2018
Season: 9 by Alan El-Amin, 1988
Career: 17 by Sandy Hill, 1974-77
Tim Buheller, 1983-86
Brad Bauder, 2000-03

PITCHER:

Game: 8 by Mike Arrington vs. UNC, 4/17/1972
Season: 40 by Mike Williams, 1990
Career: 90 by Mike Williams, 1988-90
Pat Pinkman, 1998-02

INDIVIDUAL - TOP FIVE (1947 - PRESENT)

SEASON	AT BATS	CAREER
1. Tyler Horan (2013)	257	1. Addison Bowman (1998-01) 887
2. Tim Buheller (1985)	254	2. Brad Bauder (2000-03) 852
3. Steve Domecus (2010)	252	3. Tim Buheller (1983-86) 837
4. Sean Ryan (2010)	249	4. Alex Perez (2012-15) 832
5. Shaun Sullivan (1985)	247	5. Marc Tugwell (2000-03) 812

SEASON	RUNS	CAREER
1. Brian Rupe (1982)	82	1. Tim Buheller (1983-86) 267
Tim Buheller (1985)	82	2. Brian Rupe (1979-82) 225
3. Franklin Stubbs (1981)	80	3. Len Wentz (1987-90) 211
4. George Canale (1986)	76	4. Jim Stewart (1979-82) 201
Doug Basse (1986)	76	5. George Canale (1984-86) 199

SEASON	HITS	CAREER
1. Tim Buheller (1985)	92	1. Addison Bowman (1998-01) 303
Shaun Sullivan (1985)	92	2. Tim Buheller (1983-86) 275
Steve Domecus (2010)	92	3. Marc Tugwell (2000-03) 273
4. Marc Tugwell (2003)	90	4. Brad Bauder (2000-03) 266
5. Jim Stewart (1982)	88	5. John West (1999-02) 262
Chad Foutz (1997)	88	Sean O'Brien (2004-08) 262
Tyler Horan (2013)	88	

SEASON	DOUBLES	CAREER
1. Steve Domecus (2010)	27	1. Addison Bowman (1998-01) 66
2. Tyler Horan (2013)	26	2. Ronnie Shaban (2009-12) 65
3. Casey Waller (1989)	25	3. Bo Durkac (1993-95) 60
4. Bo Durkac (1994)	24	4. Shaun Sullivan (1982-85) 57
5. Bo Durkac (1995)	23	5. Sean O'Brien (2004-08) 56
		Andrew Rash (2010-13) 56

SEASON	TRIPLES	CAREER
1. Kevin Barker (1996)	9	1. Kevin Barker (1994-96) 17
2. Shaun Thomas (1990)	7	2. David Dallas (1989-92) 14
3. Alex Perez (2015)	7	Austin Wates (2008-10) 14
4. Kevin Barker (1995)	6	Alex Perez (2012-15) 14
Chris Stanton (2003)	6	5. Chris Stanton (2002-05) 12
Austin Wates (2008)	6	
Tim Smalling (2011)	6	

SEASON	HOME RUNS	CAREER
1. Franklin Stubbs (1981)	29	1. George Canale (1984-86) 76
George Canale (1986)	29	2. Trey McCoy (1986-88) 69
3. Billy Plante (1985)	27	3. Billy Plante (1981-85) 60
4. George Canale (1985)	26	4. Franklin Stubbs (1980-82) 59
5. Trey McCoy (1986)	24	5. Mike Conte (1986-89) 43
Trey McCoy (1988)	24	

SEASON	TOTAL BASES	CAREER
1. Franklin Stubbs (1981)	186	1. George Canale (1984-86) 502
2. George Canale (1986)	185	2. Trey McCoy (1986-88) 476
3. Billy Plante (1985)	178	3. Addison Bowman (1998-01) 467
4. George Canale (1985)	177	4. Brad Bauder (2000-03) 462
5. Trey McCoy (1988)	170	5. Matt Griswold (1996-99) 441

SEASON	RBI	CAREER
1. Billy Plante (1985)	88	1. George Canale (1984-86) 227
2. Franklin Stubbs (1981)	83	2. Trey McCoy (1986-88) 214
3. Jim Stewart (1981)	82	3. Matt Griswold (1996-99) 203
4. Shaun Sullivan (1985)	80	4. Les Jennette (1989-92) 197
5. George Canale (1985)	79	5. Franklin Stubbs (1980-82) 196

SEASON	STOLEN BASES	CAREER
1. Tim Buheller (1985)	40	1. Tim Buheller (1983-86) 140
2. Nate Parks (2007)	39	2. Nate Parks (2004-07) 99
3. Tim Buheller (1984)	35	3. Brian Rupe (1979-82) 96
4. Franklin Stubbs (1981)	34	4. David Dallas (1989-92) 86
Chris Stanton (2004)	34	5. Chris Stanton (2002-05) 83



Slugger George Canale is Tech's all-time leader in home runs, RBI and total bases.

PITCHING'S - TOP FIVE

SEASON	WINS	CAREER
1. Brad Clontz (1992)	12	1. Jason Bush (1999-02) 31
2. Paul Levy (1981)	11	2. Brian Fitzgerald (1993-96) 28
Ray Perkins (1982)	11	3. Todd Trickey (1981-84) 27
Brad DuVall (1988)	11	Joe Saunders (2000-02) 27
Mike Williams (1989)	11	5. Mike Williams (1988-90) 26
Mike Williams (1990)	11	
Jason Bush (1999)	11	
Devin Burke (2013)	11	

SEASON	INNINGS	CAREER
1. Brad Clontz (1992)	130	1. Brian Fitzgerald (1993-96) 387.1
2. Mike Williams (1990)	122	2. Jason Bush (1999-02) 377.1
3. Pat Pinkman (1999)	118.2	3. Jon Hand (1995-98) 376.2
4. Mike Williams (1989)	118	4. Joe Saunders (1999-02) 315
5. Brian Fitzgerald (1995)	117.1	5. Joe Mantiply (2010-13) 299.2

SEASON	STRIKEOUTS	CAREER
1. Bean Stringfellow (1985)	119	1. Jon Hand (1995-98) 323
2. Brad Clontz (1992)	115	2. Brian Fitzgerald (1993-96) 271
3. Denny Wagner (1997)	110	3. Bean Stringfellow (1982-85) 266
4. Larry Bowles (1999)	106	4. Rhett Ballard (2006-09) 263
5. Joe Saunders (2002)	102	5. Joe Saunders (2000-02) 255

SEASON	SAVES	CAREER
1. Charlie Gillian (1996)	14	1. Charlie Gillian (1994-96) 34
Matt Dalton (2003)	14	2. Matt Dalton (2001-03) 23
3. Orvin Kiser (1976)	13	3. Joe Salisbury (1984-85) 18
Joe Salisbury (1985)	13	4. Anthony Miller (1998-2001) 16
5. Charlie Gillian (1994)	12	5. Clark Labitan (2009-13) 13

TEAM- SEASON RECORDS

SCHEDULE:

Most games played: 67 by 1985 team
 Most games won: 50 by 1982 & 1985 teams
 Most games lost: 36 by 2016 team
 Most games won in a row: 31 by 1977 team
 Most games lost in a row: 17 by 2016 team
 Most games won at home: 31 by 1981 team
 Most games won on road: 18 by 1985 & 1986 teams
 Most games won at neutral sites: 10 by 1994 team

BATTING:

Most at bats: 2277 by 1985 team
 Most runs scored: 610 by 1985 team
 Most hits: 740 by 1985 team
 Most doubles: 147 by 2010 team
 Most triples: 28 by 2011 team
 Most home runs: 140 by 1988 team
 Most runs batted in: 547 by 1985 team
 Most total bases: 1264 by 1985 team
 Highest batting average: .350 by 1981 team
 Highest slugging average: .608 by 1988 team
 Most sacrifice bunts: 50 by 2014 team
 Most sacrifice flies: 41 by 1982 team
 Most hit by pitch: 92 by 2017 team

BASE RUNNING:

Most bases on balls: 341 by 1982 team
 Most stolen bases: 169 by 1981 team

FIELDING:

Most putouts: 1681 by 2013 team
 Most assists: 712 by 1995 team
 Most errors: 139 by 1997 team
 Fewest errors: 34 by 1970 team
 Best fielding average: .975 by 2019 team
 Most double plays: 66 by 2000 team

PITCHING:

Most innings pitched: 560.1 by 2013 staff
 Most complete games: 34 by 1983 staff
 Most strikeouts: 530 by 2010 staff
 Most strikeouts per nine innings: 9.5 by 2019 staff
 Most bases on balls: 303 by 1985 staff
 Fewest bases on balls per game: 2.76 by 1995 staff
 Most hits allowed: 633 by 2000 staff
 Fewest hits per game: 6.2 by 1970 staff
 Most runs allowed: 408 by 1986 staff
 Fewest runs per game: 2.95 by 1954 staff
 Most home runs allowed: 82 by 1986 staff
 Lowest earned run average: 2.32 by 1969 staff
 Most saves: 17 by 1996 staff
 Most shutouts: 8 by 1978 staff
 Most wild pitches: 82 by 2010 staff
 Most hit batsmen: 75 by 2007 staff
 Most pickoffs: 35 by 1990 staff

GAME BATTING RECORDS:

Most at bats: 65 vs. Georgetown, 4/21/2002
 Most runs scored: 38 vs. Howard, 3/31/1989
 Most runs in one inning: 17 vs. Howard, 3/31/1989
 Most hits: 37 vs. Georgetown, 4/21/2002
 Most doubles: 10 vs. North Carolina A&T, 4/24/1998
 vs. Alcorn State, 5/8/2016
 Most triples: 4 vs. Richmond, 4/20/1963
 Most home runs: 10 vs. Howard 5/4/1986; Liberty, 4/25/1988
 Most runs batted in: 35 vs. Georgetown, 4/21/2002
 Most total bases: 68 vs. Georgetown, 4/21/2002
 Most stolen bases: 10 vs. St. Louis, 4/2/1981
 Most strikeouts: 21 (14 innings) at NC State, 4/5/2013
 18 (9 innings) vs. Miami, 3/12/2016
 Most bases on balls: 17 vs. George Washington, 5/24/1976;
 vs. Howard, 4/1/1990
 Most batters hit by pitches: 7 vs. Duquesne, 4/26/1998

YEAR	RECORD	R	HR	AVG.	SB	ERA	CG
1960	10-09-0	143	18	.280	29	3.40	10
1961	9-15-0	116	4	.242	25	6.08	12
1962	11-06-0	77	3	.225	23	2.59	14
1963	14-07-0	118	11	.269	24	2.75	11
1964	12-10-0	114	8	.256	21	3.40	13
1965	10-13-0	114	10	.264	16	3.89	8
1966	10-06-0	93	8	.256	20	4.43	8
1967	14-10-0	115	13	.231	24	3.30	10
1968	17-09-0	143	18	.274	29	2.73	17
1969	27-07-0	221	16	.280	39	2.32	20
1970	15-11-0	100	10	.246	30	2.57	11
1971	16-10-0	159	16	.299	34	2.38	11
1972	15-11-0	121	10	.252	49	2.58	14
1973	15-10-0	119	15	.275	9	3.53	10
1974	15-15-0	165	18	.266	43	3.87	10
1975	26-10-0	241	35	.302	60	3.32	21
1976	33-09-0	326	31	.292	99	3.88	15
1977	34-09-0	259	38	.259	90	2.62	19
1978	27-17-0	278	64	.290	73	4.32	24
1979	28-14-0	257	30	.284	104	4.03	15
1980	30-18-0	355	48	.294	138	5.83	20
1981	48-09-0	583	99	.350	169	4.40	28
1982	50-09-0	555	107	.330	165	3.65	26
1983	34-14-0	353	62	.310	90	4.74	34
1984	41-17-0	475	89	.304	92	3.80	18
1985	50-16-1	610	125	.325	128	4.94	17
1986	38-21-0	533	111	.319	92	6.28	13
1987	32-16-1	372	78	.317	38	4.17	10
1988	40-20-0	567	140	.326	52	4.63	16
1989	35-22-0	421	53	.308	96	4.55	18
1990	36-22-0	435	39	.292	106	4.42	16
1991	24-30-0	362	24	.294	80	5.53	13
1992	34-17-1	448	52	.339	70	5.10	16
1993	34-15-0	346	55	.298	41	4.27	9
1994	32-26-0	402	50	.285	63	5.77	5
1995	34-24-0	393	73	.285	42	4.10	11
1996	35-24-0	368	54	.278	58	4.45	12
1997	34-28-0	512	80	.322	79	4.95	15
1998	28-22-2	382	47	.305	64	5.42	14
1999	42-17-0	481	74	.320	96	4.91	22
2000	34-25-2	396	51	.291	69	5.49	14
2001	29-28-1	340	39	.301	55	4.83	11
2002	33-26-0	425	55	.312	69	5.42	10
2003	34-23-0	399	45	.296	70	4.50	1
2004	29-27-0	334	24	.291	80	4.62	12
2005	23-28-0	277	22	.283	56	5.94	3
2006	20-33-0	308	34	.279	49	6.87	2
2007	23-31-0	299	28	.283	82	5.85	4
2008	23-32-0	353	43	.293	54	5.76	2
2009	32-21-0	431	52	.319	53	5.18	2
2010	40-22-0	484	81	.319	68	4.76	4
2011	30-25-0	369	60	.294	50	4.57	1
2012	34-21-0	331	44	.288	62	4.16	1
2013	40-22-0	398	55	.291	57	4.14	4
2014	21-31-1	268	12	.281	60	5.17	3
2015	27-27-0	304	35	.266	27	5.11	1
2016	19-36-0	332	34	.273	25	6.49	1
2017	23-32-0	356	84	.277	21	5.80	0
2018	21-33-0	302	44	.266	39	5.65	0
2019	26-27-0	305	42	.263	30	3.98	1
2020	11-05-0	110	9	.280	36	3.05	0

VIRGINIA TECH
BASEBALL

YEAR-BY-YEAR LEADERS - (1947 - PRESENT)

BATTING AVERAGE

YEAR	NAME, POS.	AVERAGE
1954	Howie Wright, c	.366
1955	Macey White, of	.364
1956	Leo Burke, cf	.318
1957	Bobby Wolfenden, p-of	.324
1958	Dave Kuhn, p	.414
1959	Dickie Snead, cf	.386
1960	Travis Poole, of	.338
1961	Lee Melear, p	.368
1962	Eddie Hite, 2b	.300
1963	Tom Green, of	.410
1964	DeMoss Price, 3b	.310
1965	Norm Olgers, of	.291
1966	Johnny Oates, c	.410
1967	Johnny Oates, c	.342
1968	Jim Dean, 1b	.390
1969	Dean Hahn, p-of	.367
1970	Wayne Javins, ss	.357
1971	John Van Arnhem, c	*.516
1972	Gene Fornash, 2b	.358
1973	Gene Fornash, 2b	.376
1974	David Halstead, of	.366
1975	Gene Fornash, 2b	.356
1976	Sandy Hill, of	.364
1977	Dennis Duff, lf	.336
1978	Andy Aldrich, dh	.348
1979	Steve Dodd, of	.338
1980	Jay Phillips, 3b	.358
1981	Brian Rupe, cf	.420
1982	Jim Stewart, 3b	.404
1983	Shaun Sullivan, rf	.375
1984	Billy Plante, of-3b	.392
1985	Shaun Sullivan, rf	.372
1986	George Canale, 1b	.373
1987	Trey McCoy, lf	.406
1988	Trey McCoy, lf	.381
1989	Craig Blum, ss	.378
1990	Len Wentz, 3b	.365
1991	David Dallas, ss	.371
1992	Mike Reedy, of	.418
1993	Bo Durkac, 3b	.423
1994	Bo Durkac, 3b	.330
1995	Josh Herman, c	.346
1996	Kevin Barker, cf	.361
1997	Matt Griswold, of	.408
1998	Eric Shifflett, lf	.365
1999	Larry Bowles, 1b-p	.390
2000	Addison Bowman, lf-3b	.332
2001	John West, 1b	.357
2002	John West, 3b	.378
2003	Marc Tugwell, 2b	.398
2004	Sean O'Brien, rf-1b	.372
2005	Bryan Thomas, 3b	.384
2006	Sean O'Brien, 1b	.317
2007	Sean O'Brien, 1b	.327
2008	Sean O'Brien, 1b	.332
2009	Steve Domecus, lf-c	.406
2010	Austin Wates, 1b-of	.382
2011	Andrew Rash, of	.335
2012	Mark Zagunis, c	.344
2013	Tyler Horan, of	.342
2014	Mark Zagunis, c	.330
2015	Erik Payne, of	.343
2016	Nick Anderson, of	.339
2017	Jack Owens, 2b	.358
2018	Luke Horanski, c	.314
2019	Jack Owens, 2b	.323
2020	Carson Taylor, c	.431

AT BATS

YEAR	NAME, POS.	AT BATS
1954	Howie Wright, c	93
1955	Billy Anderson, 3b	90
1956	Leo Burke, cf	88
	Dave Kuhn, p	88
1957	Jimmy Steele, 2b	84
1958	Cecil Maynor, 1b	81
1959	Travis Poole, of	73
	Jimmy Graves, of-p	73
1960	Dickie Snead, cf	79
1961	B.J. Quesenberry, 1b	81
1962	Eddie Hite, 2b	60
1963	Dee Dalrymple, ss	88
1964	Tom Green, of	78
1965	Bob Dickerson, 3b	93
1966	Johnny Oates, c	56
1967	Dick Shroy, of	85
1968	Bobby Settle, 2b	82
1969	Bob Elwell, cf	125
1970	Eddy Oates, 1b-p	84
	Wayne Javins, ss	84
	George Shorter, c	84
1971	John Van Arnhem, c	95
1972	Mike Dixon, of	89
1973	Vince Carbaugh, 2b	95
1974	Vince Carbaugh, 2b	122
1975	Gene Fornash, 2b	135
1976	Scott Atkins, ss	174
1977	Dennis Duff, lf	146
1978	Dennis Duff, lf	157
1979	Harold Williams, 1b	163
1980	Brian Rupe, lf	183
1981	Jim Stewart, 3b	217
1982	Brian Rupe, cf	228
1983	Budgie Clark, 2b	175
1984	George Canale, 1b	217
1985	Tim Buheller, cf	254
1986	Tim Buheller, cf	233
1987	Brian Henderson, ss	191
1988	Randy Berlin, dh	226
1989	Mike Conte, cf	233
1990	Shaun Thomas, cf	228
1991	J.R. Hawkins, dh	187
1992	Steve Render, lf	200
1993	J.R. Hawkins, rf	184
1994	Bo Durkac, 3b	227
1995	Mike Terhune, 2b	238
1996	Josh Herman, c	215
1997	Chad Foutz, 3b	239
1998	Addison Bowman, 3b	205
1999	Barry Gauch, c	227
	Addison Bowman, ss	227
2000	Addison Bowman, lf-3b	235
2001	Addison Bowman, 3b	220
2002	Marc Tugwell, 2b	231
2003	Marc Tugwell, 2b	226
2004	Chris Stanton, 3b	224
2005	Chris Stanton, 1b	186
2006	Matt Hacker, 2b	216
2007	Bryan Thomas, 3b	216
2008	Austin Wates, 2b	216
2009	Austin Wates, 1b-of	194
2010	Steve Domecus, c-lf	252
2011	Tim Smalling, ss	220
2012	Chad Pinder, 3b	212
2013	Tyler Horan, of	*257
2014	Mark Zagunis, c	209
	Alex Perez, 2b	209
2015	Brendon Hayden, 1b	212
2016	Phil Sciretta, 1b	219
2017	Jack Owens, 2b	240
2018	Sam Fragale	227
2019	Kerry Carpenter, of	206
2020	Gavin Cross, of	.431

RUNS

YEAR	NAME, POS.	RUNS
1954	Howie Wright, c	23
1955	Howie Wright, c	24
1956	Welford Lucy, 1b-of	20
1957	Dave Kuhn, p	18
1958	Jimmy Steele, 2b	25
1959	Dickie Snead, cf	21
1960	Harold Honeycutt, c	24
1961	Eddie Hite, 2b	17
1962	Eddie Hite, 2b	10
1963	Dave Blake, rf	16
1964	Sonny Rice, of	17
1965	Bob Dickerson, 3b	18
1966	Bob Kramer, 2b	16
1967	Jerry Vinson, ss	17
1968	Bob Elwell, cf	18
1969	Wayne Javins, 3b	30
1970	Steve Rosson, cf	16
1971	Rick Harris, of-p	18
1972	Vince Carbaugh, 2b	19
1973	Mike Dixon, of	21
1974	David Halstead, of	21
	Vince Carbaugh, 2b	21
1975	Gene Fornash, 2b	32
1976	Paul Adams, dh	46
1977	Dennis Duff, lf	41
1978	Dennis Duff, lf	39
1979	Harold Williams, 1b	38
1980	Brian Rupe, lf	50
1981	Franklin Stubbs, 1b	80
1982	Brian Rupe, cf	*82
1983	Eric Helgeson, of	45
1984	Tim Buheller, cf	69
1985	Tim Buheller, cf	*82
1986	George Canale, 1b	76
	Doug Basse, lf	76
1987	Trey McCoy, lf	53
1988	Len Wentz, 2b	73
1989	Craig Blum, ss	66
1990	David Dallas, 2b-ss	56
1991	David Dallas, ss	51
1992	David Dallas, 2b	58
1993	Dee Dalton, ss	49
1994	Bo Durkac, 3b	57
1995	Bo Durkac, 3b	54
1996	Kevin Barker, cf	63
1997	Barry Gauch, c	58
1998	Eric Shifflett, lf	49
1999	Matt Griswold, of	67
2000	Addison Bowman, lf-3b	49
2001	Chris Hutchison, rf	47
2002	Brad Bauder, cf	55
2003	Marc Tugwell, 2b	64
2004	Chris Stanton, 3b	49
2005	Chris Stanton, 1b	41
2006	Matt Hacker, 2b	44
2007	Nate Parks, cf	47
2008	Sean O'Brien, 1b	45
2009	Steve Bumbry, cf	51
	Klint Reed, lf	51
2010	Steve Domecus, c-lf	62
2011	Michael Seaborn, 2b	53
2012	Tyler Horan, of	45
2013	Mark Zagunis, c	62
2014	Mark Zagunis, c	44
2015	Alex Perez, ss	56
2016	Ryan Tufts, ss	40
2017	Jack Owens, 2b	52
2018	Jack Owens, 2b	45
2019	Kerry Carpenter, of	44
2020	Carson Taylor, c	19

HITS

YEAR	NAME, POS.	HITS
1954	Howie Wright, c	34
1955	Howie Wright, c	26
1956	Leo Burke, cf	28
1957	Bobby Wolfenden, p-of	24
1958	Dave Kuhn, p	29
1959	Dickie Snead, of	27
1960	Travis Poole, of	25
1961	Dave Blake, c	25
1962	Eddie Hite, 2b	18
1963	Tom Green, of	32
	Dave Blake, rf	32
1964	DeMoss Price, 3b	22
1965	Bob Dickerson, 3b	27
1966	Johnny Oates, c	23
1967	Johnny Oates, c	25
1968	Jim Dean, 1b	30
1969	Dean Hahn, p-of	44
1970	Wayne Javins, ss	30
1971	John Van Arnhem, c	49
1972	Gene Fornash, ss	29
1973	Gene Fornash, ss	32
1974	Vince Carbaugh, 2b	36
1975	Gene Fornash, 2b	48
1976	Scott Atkins, ss	53
1977	Dennis Duff, lf	49
1978	Andy Aldrich, dh	48
	Dennis Duff, lf	48
1979	Harold Williams, 1b	49
1980	Jim Stewart, rf	60
1981	Brian Rupe, cf	84
1982	Jim Stewart, 3b	88
1983	Budgie Clark, 2b	63
1984	Budgie Clark, 2b	75
1985	Tim Buheller, cf	*92
	Shaun Sullivan, rf	*92
1986	Doug Basse, lf	82
1987	Trey McCoy, lf	67
1988	Randy Berlin, dh	86
1989	Craig Blum, ss	85
1990	Len Wentz, 3b	77
1991	David Dallas, ss	66
1992	Steve Render, lf	72
1993	Bo Durkac, 3b	77
1994	Bo Durkac, 3b	75
1995	Mike Terhune, 2b	76
1996	Kevin Barker, cf	73
1997	Chad Foutz, 3b	88
1998	Addison Bowman, 3b	71
1999	Barry Gauch, C	85
2000	Addison Bowman, lf-3b	78
2001	John West, 1b	75
2002	John West, 3b	82
2003	Marc Tugwell, 2b	90
2004	Chris Stanton, 3b	69
2005	Bryan Thomas, 3b	71
2006	Matt Hacker, 2b	64
2007	Bryan Thomas, 3b	69
2008	Austin Wates, 2b	70
2009	Austin Wates, 1b-of	77
2010	Steve Domecus, c-lf	*92
2011	Tim Smalling, ss	69
2012	Chad Pinder, 3b	69
2013	Tyler Horan, of	88
2014	Mark Zagunis, c	69
2015	Erik Payne, of	71
2016	Phil Sciretta, 1b	69
2017	Jack Owens, 2b	86
2018	Tom Stoffel, of	67
2019	Kevin Madden, 3b	62
2020	Carson Taylor, c	25



ABOVE: Addison Bowman is Tech's career leader in hits.

BELOW: Bo Durkac led the Hokies in many offensive categories during the 1994 and 1995 seasons.



DOUBLES

YEAR	NAME, POS.	2BS
1954	Jimmy Clarke, 2b	4
1955	Bobby Scruggs, ss	9
1956	Cecil Maynor, 1b-of	6
1957	Jimmy Steele, 2b	5
	John Sapon, c	5
	Jimmy Seay, ss	5
1958	Dave Kuhn, p	10
1959	Al Sebest, 3b-c	6
1960	Jimmy Graves, p-rf	5
1961	Eddie Hite, 2b	5
1962	Eddie Hite, 2b	2
	Dee Dalrymple, ss	2
	Wayne Hanks, 1b	2
1963	Dave Blake, rf	5
1964	Tom Green, of	4
	Sonny Rice, of	4
	M.H. Herndon, inf-p	4
1965	Tommy Black, ss	6
1966	Tom Childress, 3b	3
1967	Bob Elwell, of	7
1968	Jerry Vinson, ss	7
1969	Wayne Javins, 3b	9
	Dean Hahn, p-of	9
1970	Wayne Javins, ss	12
1971	John Van Arnhem, c	7
	Wayne Javins, 3b-ss	7
1972	Mike Dixon, of	6
1973	Paul Allen, 1b	6
1974	Gene Fornash, ss	8
1975	David Halstead, of-p	11
1976	Paul Adams, dh	12
	Wayne Shelton, c	12
	Lewis Dillon, 1b	12
1977	Steve Dodd, rf	9
1978	Dennis Duff, lf	10
1979	Andy Aldrich, dh	13
1980	Jay Phillips, 3b	12
1981	Jimmy Foit, ss	18
1982	Jay Phillips, 2b	21
1983	Shaun Sullivan, cf	11
	Budgie Clark, 2b	11
	Billy Plante, of-3b	11
1984	Budgie Clark, 2b	17
1985	Shaun Sullivan, rf	17
1986	Doug Basse, lf	19
1987	Trey McCoy, lf	16
1988	Alan El-Amin, rf	22
1989	Casey Waller, 3b	25
1990	Len Wentz, 3b	20
1991	J.R. Hawkins, dh	14
1992	Les Jennette, 1b	18
1993	J.R. Hawkins, rf	15
1994	Bo Durkac, 3b	24
1995	Bo Durkac, 3b	23
1996	Josh Herman, c	20
1997	Eric Shiflett, lf	16
1998	Matt Griswold, rf	18
	Addison Bowman, 3b	18
1999	Addison Bowman, ss	18
2000	Addison Bowman, lf-3b	14
	Jed English, dh-c	14
2001	Addison Bowman, 3b	16
2002	Brad Bauder, cf	21
2003	Marc Tugwell, 2b	17
2004	Wyatt Toregas, c	14
2005	Chris Stanton, 1b	18
2006	Matt Hacker, 2b	14
	Jose Cueto, rf	14
2007	Sean O'Brien, 1b	20
2008	Sean O'Brien, 1b	18
2009	Austin Wates, 1b-of	20
2010	Steve Domecus, c-lf	*27
2011	Michael Seaborn, 2b	20
2012	Chad Pinder, 3b	22
2013	Tyler Horan, of	26
2014	Brendon Hayden, dh	16
2015	Brendon Hayden, 1b	17
2016	Ryan Tufts, ss	15
2017	Tom Stoffel, of	21
2018	Sam Fragale, 1b	15
2019	Kerry Carpenter, of	13
2020	Carson Taylor, c	7

TRIPLES

YEAR	NAME, POS.	3BS
1954	Leo Burke, cf	3
1955	Jimmy Clarke, 2b	4
1956	Gerald Williams, p	2
1957	Dave Kuhn, p	2
1958	Dave Kuhn, p	2
1959	Dickie Snead, of	4
1960	Harold Honeycutt, c	2
	Lee Reynolds, inf	2
1961	Dave Blake, rf	2
1962	Eddie Hite, 2b	3
1963	Dave Blake, rf	2
	Larry Lawson, c	2
	Aster Sizemore, 3b	2
1964	John Whitesell, p	3
1965	Bob Kramer, 2b	2
1966	Johnny Oates, c	4
1967	Dick Shroy, of	1
	Jim Dean, 1b	1
1968	Jim Dean, 1b	2
	Dean Hahn, p-of	2
1969	Ron Shockley, p	2
1970	Three tied with	1
1971	Seven tied with	1
1972	Daryl McMurtry, inf-c	2
1973	Gene Fornash, ss	2
	Mike Arrington, p	2
1974	David Halstead, of	4
1975	Lewis Dillon, 1b	4
1976	Paul Adams, dh	4
1977	Dennis Duff, lf	4
1978	Andy Aldrich, dh	4
1979	Harold Williams, 1b	2
	Brian Rupe, cf	2
1980	Franklin Stubbs, 1b	5
1981	Jim Stewart, 3b	5
1982	Jimmy Foit, ss	3
	Wayne King, dh	3
1983	Seven tied with	1
1984	Tim Buheller, cf	2
1985	George Canale, 1b	4
1986	Tim Buheller, cf	5
1987	Brian Henderson, ss	2
1988	Len Wentz, 2b	3
1989	Len Wentz, 2b	4
	Mike Conte, cf	4
1990	Shaun Thomas, cf	7
1991	David Dallas, ss	5
1992	Jay Honse, 1b	4
1993	Dee Dalton, ss	3
1994	Bo Durkac, 3b	5
1995	Kevin Barker, cf	6
1996	Kevin Barker, cf	*9
1997	Randy Martin, 2b	5
1998	Chad Foutz, 3b-ss	2
1999	Larry Bowles, 1b-p	3
	Barry Gauch, c	3
	Chris Hutchison, of	3
2000	Brad Bauder, of	3
	Spencer Harris, ss	3
	Chris Hutchison, rf	3
2001	John West, 1b	4
2002	Wyatt Toregas, c-rf	4
2003	Chris Stanton, 3b	6
2004	Sheldon Adams, of	3
2005	Bryan Thomas, 3b	4
2006	Nate Parks, cf	3
	Luke Padgett, dh	3
2007	Matt Hacker, 2b	4
2008	Austin Wates, 2b	6
2009	Steve Bumbry, cf	3
	Austin Wates, 1b-of	3
2010	Austin Wates, 1b-of	5
2011	Tim Smalling, ss	6
2012	Jake Atwell, of	4
2013	Tyler Horan, of	4
2014	Alex Perez, 2b	3
2015	Alex Perez, ss	7
2016	Four tied with	1
2017	Sam Fragale, 1b	3
2018	Three tied	2
2019	Nick Biddison, of/c	2
2020	Four tied	1


HOME RUNS

YEAR	NAME, POS.	HRS
1954	Howie Wright, c	5
1955	Leo Burke, cf	2
	Welford Lucy, 1b	2
	Dave Kuhn, p	2
1956	Leo Burke, cf	3
1957	Bobby Wolfenden, p	2
	John Sapon, c	2
1958	Bob McCoy, 1b	2
	John Brannon, p	2
1959	Dickie Snead, of	3
	Jimmy Graves, of-p	3
1960	Travis Poole, of	4
1961	Don Coleman, p-rf	3
1962	Three tied with	1
1963	Larry Lawson, c	5
1964	Henry Webb, 1b	2
	Eddie Broce, 2b	2
1965	Henry Webb, 1b	2
	Wade Walsh, c	2
	Hank Gordon, c-of	2
1966	Johnny Oates, c	3
1967	Johnny Oates, c	4
1968	Dean Hahn, p	5
1969	Wayne Javins, 3b	3
	George Shorter, c	3
1970	Ken Weatherman, 3b	3
1971	John Van Arnhem, c	7
	Wayne Javins, 3b-ss	7
1972	John Van Arnhem, c	3
1973	Five tied with	2
1974	David Halstead, of	6
1975	Paul Adams, dh	9
1976	Paul Adams, dh	10
1977	Wayne Shelton, c	10
1978	Dennis Duff, lf	15
1979	Harold Williams, 1b	7
	Dave Richardson, rf	7
1980	Franklin Stubbs, 1b	13
1981	Franklin Stubbs, 1b	*29
1982	Jim Stewart, 3b	18
	Brian Rupe, cf	18
1983	Budgie Clark, 2b	11
1984	Billy Plante, 3b	23
1985	Billy Plante, 3b	27
1986	George Canale, 1b	*29
1987	Trey McCoy, lf	21
1988	Trey McCoy, lf	24
1989	Mike Conte, cf	14
1990	Rod Emmons, rf	8
	Len Wentz, 3b	8
	Les Jennette, 1b	8
1991	J.R. Hawkins, dh	5
1992	Les Jennette, 1b	12
1993	Dee Dalton, ss	14
1994	David Fitt, 1b	11
1995	Bo Durkac, 3b	13
1996	Kevin Barker, cf	20
1997	Barry Gauch, c	14
1998	Matt Griswold, rf	9
	Barry Gauch, c	9
1999	Larry Bowles, 1b-p	14
2000	Addison Bowman, lf-3b	10
2001	Addison Bowman, 3b	7
	John West, 1b	7
2002	Brad Bauder, cf	14
2003	Brad Bauder, cf	11
2004	Sean O'Brien, 1b	6
2005	Billy Marn, dh-of	6
2006	Jose Cueto, rf	6
2007	Jose Cueto, rf	4
	Luke Padgett, dh	4
2008	Sean O'Brien, 1b	8
	Michael Seaborn, 3b	8
2009	Steve Bumbry, cf	10
2010	Steve Domecus, c-lf	13
	Buddy Sosnoskie, lf-dh	13
2011	Andrew Rash, of	18
2012	Tyler Horan, of	15
2013	Tyler Horan, of	11
	Andrew Rash, of	11
2014	Brendon Hayden, dh	7

2015	Brendon Hayden, 1b	11
2016	Sam Fragale, 3b	7
2017	Sam Fragale, 1b	15
2018	Sam Fragale, 1b	8
	Tom Stoffel, of	8
2019	Kerry Carpenter, of	10
2020	Kevin Madden, 3b	3

RUNS BATTED IN

YEAR	NAME, POS.	RBI
1954	Howie Wright, c	17
1955	Leo Burke, cf	21
1956	Leo Burke, cf	19
1957	Ray Struder, 3b	19
1958	Bob McCoy, 1b	11
1959	Dickie Snead, of	25
1960	Lee Reynolds, inf	22
1961	Lee Melear, p-1b	14
	Malcolm Cook, inf-p	14
1962	Don Coleman, p-of	10
1963	Dave Blake, rf	14
	Larry Lawson, c	14
1964	DeMoss Price, 3b	10
	Sonny Rice, of	10
1965	M.H. Herndon, of	13
1966	Johnny Oates, c	18
1967	Johnny Oates, c	16
	Dick Shroy, of	16
1968	Jim Dean, 1b	25
1969	Dean Hahn, p-of	27
	Bob Elwell, cf	27
1970	Wayne Javins, ss	15
1971	John Van Arnhem, c	34
1972	Gene Fornash, ss	14
1973	Gene Fornash, ss	14
1974	David Halstead, of	27
1975	Gene Fornash, 2b	29
1976	Paul Adams, dh	55
1977	Wayne Shelton, c	42
1978	Dennis Duff, lf	44
1979	Harold Williams, 1b	31
1980	Franklin Stubbs, 1b	49
1981	Franklin Stubbs, 1b	83
1982	Jim Stewart, 3b	68
1983	Budgie Clark, 2b	59
1984	George Canale, 1b	77
1985	Billy Plante, 3b	*88
1986	Trey McCoy, 3b	79
1987	Trey McCoy, lf	66
1988	Trey McCoy, lf	69
1989	Mike Conte, cf	60
1990	Les Jennette, 1b	55
1991	J.R. Hawkins, dh	36
1992	Les Jennette, 1b	73
1993	J.R. Hawkins, rf	46
1994	Bo Durkac, 3b	63
1995	Kevin Barker, cf	44
1996	Kevin Barker, cf	62
1997	Barry Gauch, c	70
1998	Matt Griswold, rf	65
1999	Barry Gauch, c	61
2000	Addison Bowman, lf-3b	49
2001	Addison Bowman, 3b	48
2002	Brad Bauder, cf	60
2003	Wyatt Toregas, c	60
2004	Sean O'Brien, 1b	45
2005	Bryan Thomas, 3b	31
2006	Bryan Thomas, 3b	48
2007	Bryan Thomas, 3b	47
2008	Sean O'Brien, 1b	40
2009	Anthony Sosnoskie, c	51
2010	Ronnie Shaban, 1b-3b	67
2011	Andrew Rash, of	53
2012	Tyler Horan, of	41
2013	Andrew Rash, of	62
2014	Brendon Hayden, dh	43
2015	Erik Payne, of	53
2016	Phil Sciretta, 1b	37
	Sam Fragale, 3b	37
2017	Sam Fragale, 1b	63
2018	Sam Fragale, 1b	42
2019	Kerry Carpenter, of	45
2020	Carson Taylor, c	20



ABOVE: Franklin Stubbs stole 34 bases and slugged 29 homers in 1981.

BELOW: In 2007, Bryan Thomas joined Trey McCoy as the only Hokies to lead the team in RBI for 3 straight seasons.



STOLEN BASES

YEAR	NAME, POS.	SBS
1954	Howie Wright, c	20
1955	Howie Wright, c	15
1956	Jimmy Steele, 2b	5
1957	Jimmy Steele, 2b	8
1958	Jimmy Steele, 3b	8
	Dave Kuhn, p	8
1959	Jimmy Steele, 2b	10
1960	Lee Reynolds, inf	6
1961	Eddie Hite, 2b	12
1962	Eddie Hite, 2b	8
1963	Dave Blake, rf	10
1964	Bob Dickerson, 3b	6
1965	Bob Dickerson, 3b	6
1966	Bob Kramer, 2b	5
1967	Dean Hahn, p-of	4
	Jerry Vinson, ss	4
	Bobby Settle, inf	4
1968	Eddy Oates, 1b-p	6
1969	Bobby Settle, 2b	9
1970	Johnny Foster, p-1b	4
1971	Vince Carbaugh, 2b	6
1972	Mike Dixon, of	9
1973	Tony Varboncoeur, 3b	5
1974	Tom Acree, lf	7
1975	Tony Varboncoeur, 3b	13
1976	Rick Wade, 3b	28
1977	Rick Wade, 3b	21
	Dan Griel, 2b	21
1978	Scott Atkins, ss	14
1979	Brian Rupe, cf	22
1980	Jay Phillips, 3b	24
	Jim Stewart, rf	24
1981	Franklin Stubbs, 1b	34
1982	Brian Rupe, cf	30
1983	Tim Buheller, of	33
1984	Tim Buheller, cf	35
1985	Tim Buheller, cf	*40
1986	Tim Buheller, cf	32
1987	Brian Henderson, ss	9
1988	Randy Berlin, dh	16
1989	Mike Conte, cf	20
1990	David Dallas, 2b-ss	29
1991	David Dallas, ss	27
1992	David Dallas, 2b	23
1993	Popeye Smith, cf	9
1994	Popeye Smith, cf	14
1995	Mike Terhune, 2b	10
1996	David Fitt, 1b	17
1997	Randy Martin, 2b	18
1998	Randy Martin, 2b	16
1999	Randy Martin, 2b	31
2000	Gray Hodges, cf	13
2001	Spencer Harris, ss	10
2002	John West, 3b	12
	Marc Tugwell, 2b	12
	Chris Stanton, lf	12
2003	Chris Stanton, 3b	23
2004	Chris Stanton, 3b	34
2005	Nate Parks, cf	18
2006	Nate Parks, cf	30
2007	Nate Parks, cf	39
2008	Austin Wates, 2b	15
2009	Austin Wates, 1b-of	16
2010	Austin Wates, 1b-of	18
2011	Tony Balisteri, of	13
2012	Mark Zagunis, c	17
2013	Mark Zagunis, c	19
2014	Saige Jenco, of	20
2015	Saige Jenco, of	10
2016	Saige Jenco, of	12
2017	Jack Owens, 2b	9
2018	Jack Owens, 2b	11
2019	Nick Biddison, of/c	6
2020	Fritz Genther, ss	8
	Brennan Reback, of	8

PITCHING VICTORIES

YEAR	NAME (L-R)	WINS
1954	Jim Beard (R)	7
1955	Grover Jones (L)	4
1956	Three tied with	2
1957	Dave Kuhn (R)	4
1958	Four tied with	2
1959	John Brannon (R)	5
1960	Jimmy Graves (R)	6
1961	Lee Melear (L)	5
1962	Lee Melear (L)	5
1963	Lee Melear (L)	5
	Sam Jenkins (L)	5
1964	John Whitesell (R)	6
1965	Rick Alander (R)	5
1966	John Whitesell (R)	5
1967	Dean Hahn (R)	6
1968	Wayne Groseclose (R)	6
1969	Eddy Oates (R)	7
1970	Berky Cundiff (R)	6
1971	Berky Cundiff (R)	4
1972	Berky Cundiff (R)	5
1973	Jerry Watkins (R)	5
1974	Mike Arrington (R)	4
1975	Mike Arrington (R)	8
1976	Jimmy Puglisi (R)	7
1977	Duke Dickerson (R)	10
1978	Mike Rhodes (L)	6
1979	Dave Grier (R)	9
1980	Mike Rhodes (L)	8
1981	Paul Levy (L)	11
1982	Ray Perkins (R)	11
1983	Rick Knapp (R)	10
1984	Three tied with	8
1985	Bean Stringfellow (L)	10
1986	David Potts (R)	9
1987	Brad DuVall (R)	9
1988	Brad DuVall (R)	11
1989	Mike Williams (R)	11
1990	Mike Williams (R)	11
1991	Scott Robertson (R)	6
1992	Brad Clontz (R)	*12
1993	Jamie Patterson (R)	8
1994	Brian Fitzgerald (L)	9
1995	Brian Fitzgerald (L)	7
1996	Three tied with	7
1997	Denny Wagner (R)	10
1998	Jon Hand (R)	8
1999	Jason Bush (R)	11
2000	Jason Bush (R)	9
	Joe Saunders (L)	9
2001	Joe Saunders (L)	9
2002	Joe Saunders (L)	9
2003	Ryan Kennedy (L)	6
2004	Josh Biber (R)	5
	Ryan Kennedy (L)	5
2005	Ryan Kennedy (L)	5
	Jake Chaney (R)	5
2006	Adam Redd (R)	5
2007	Rhett Ballard (R)	6
2008	Josh Wymer (R)	5
2009	Rhett Ballard (R)	7
	Justin Wright (L)	7
2010	Justin Wright (L)	8
2011	Joe Parsons (R)	7
2012	Tanner McIntyre (R)	7
2013	Devin Burke (R)	11
2014	Kit Scheetz (L)	5
2015	Sean Keselica (L)	5
	Aaron McGarity (R)	5
2016	Kit Scheetz (L)	5
2017	Nick Anderson (R)	5
	Connor Coward (R)	5
2018	Graham Seit (R)	4
2019	Ian Seymour (L)	4
	Luke Scherzer (R)	4
	Zach Brzykcy (R)	4
2020	Ian Seymour (L)	3

INNINGS PITCHED

YEAR	NAME (L-R)	INNINGS
1954	Jim Beard (R)	83.2
1955-56	Not available	
1957	Dave Kuhn (R)	43.1
1958	John Brannon (R)	51.0
1959	John Brannon (R)	59.1
1960	Jimmy Graves (R)	77.1
1961	Lee Melear (L)	74.2
1962	Lee Melear (L)	63.1
1963	Lee Melear (L)	68.2
1964	John Whitesell (R)	64.1
1965	Rick Alander (R)	57.2
1966	John Whitesell (R)	57.0
1967	Dean Hahn (R)	52.2
1968	Steve Pittman (R)	57.1
1969	Steve Pittman (R)	68.0
1970	Berky Cundiff (R)	61.0
1971	Doug Horton (R)	50.0
1972	Berky Cundiff (R)	59.0
1973	Berky Cundiff (R)	64.1
1974	Mike Arrington (R)	67.1
1975	Mike Arrington (R)	98.1
1976	Jimmy Puglisi (R)	69.2
1977	Duke Dickerson (R)	101.0
1978	Duke Dickerson (R)	68.0
1979	Dave Grier (R)	94.0
1980	Mike Rhodes (L)	86.0
1981	Paul Levy (L)	98.0
1982	Ray Perkins (R)	109.2
1983	John Patton (R)	86.0
1984	Bean Stringfellow (L)	84.0
1985	Bean Stringfellow (L)	114.1
1986	David Potts (R)	102.2
1987	Brad DuVall (R)	88.2
1988	Brad DuVall (R)	99.0
1989	Mike Williams (R)	118.0
1990	Mike Williams (R)	122.0
1991	Brad Clontz (R)	85.1
1992	Brad Clontz (R)	*130.0
1993	Ron Preston (R)	90.0
1994	Brian Fitzgerald (L)	115.2
1995	Brian Fitzgerald (L)	117.1
1996	Brian Fitzgerald (L)	96.2
1997	Denny Wagner (R)	112.1
1998	Jon Hand (R)	105.2
1999	Pat Pinkman (L)	118.2
2000	Jason Bush (R)	109.0
2001	Joe Saunders (L)	116.1
2002	Jason Bush (R)	101.1
2003	Jeff Landing (R)	70.0
2004	Ryan Kennedy (L)	84.2
2005	Ryan Kennedy (L)	100.0
2006	David Cross (R)	79.1
2007	Greg Fryman (R)	81.2
2008	Rhett Ballard (R)	75.1
2009	Rhett Ballard (R)	80.0
2010	Justin Wright (L)	98.0
2011	Marc Zecchino (R)	85.0
2012	Joe Mantiplay (L)	81.2
2013	Devin Burke (R)	104.1
2014	Brad Markey (R)	82.1
2015	Sean Keselica (L)	72.2
2016	Kit Scheetz (L)	84.0
2017	Connor Coward (R)	72.0
2018	Connor Coward (R)	78.0
2019	Ian Seymour (L)	70.1
2020	Chris Gerard (L)	23.0

STRIKEOUTS

YEAR	NAME (L-R)	KS
1954	Jim Beard (R)	68
1955-56	Not available	
1957	Dave Kuhn (R)	31
1958	John Brannon (R)	47
1959	John Brannon (R)	63
1960	Jimmy Graves (R)	53
1961	Lee Melear (L)	65
1962	Lee Melear (L)	56
1963	Lee Melear (L)	58
1964	John Whitesell (R)	61
1965	Rick Alander (R)	47
1966	John Whitesell (R)	49
1967	Dean Hahn (R)	66
1968	Wayne Groseclose (R)	47
1969	Eddy Oates (R)	45
1970	Berky Cundiff (R)	58
1971	Berky Cundiff (R)	37
1972	Mike Arrington (R)	54
1973	Berky Cundiff (R)	43
1974	Mike Arrington (R)	55
1975	Mike Arrington (R)	93
1976	Jimmy Puglisi (R)	49
1977	Jimmy Puglisi (R)	72
1978	Jimmy Puglisi (R)	43
1979	Dave Grier (R)	62
1980	Mike Rhodes (L)	77
1981	Paul Levy (L)	71
1982	John Patton (R)	82
1983	John Patton (R)	63
1984	Bean Stringfellow (L)	80
1985	Bean Stringfellow (L)	*119
1986	David Potts (R)	92
1987	Brad DuVall (R)	90
1988	Brad DuVall (R)	94
	Greg Ferguson (L)	94
1989	Mike Williams (R)	99
1990	Mike Williams (R)	97
1991	Brad Clontz (R)	84
1992	Brad Clontz (R)	115
1993	Ron Preston (R)	57
1994	Ron Preston (R)	69
1995	Brian Fitzgerald (L)	84
1996	Brian Fitzgerald (L)	86
1997	Denny Wagner (R)	110
1998	Pat Pinkman (L)	82
1999	Larry Bowles (L)	106
2000	Jason Bush (R)	70
2001	Joe Saunders (L)	87
2002	Joe Saunders (L)	102
2003	Jeff Landing (R)	52
2004	Ryan Kennedy (L)	61
2005	Ryan Kennedy (L)	74
2006	Nicky Bowers (R)	53
2007	Rhett Ballard (R)	74
2008	Rhett Ballard (R)	74
2009	Rhett Ballard (R)	77
2010	Justin Wright (L)	100
2011	Marc Zecchino (R)	97
2012	Andrew Aizenstadt (R)	52
2013	Brad Markey (R)	75
2014	Brad Markey (R)	57
2015	Jon Woodcock (L)	69
2016	Packy Naughton (L)	74
2017	Andrew McDonald (R)	71
2018	Connor Coward (R)	76
2019	Ian Seymour (L)	81
2020	Ian Seymour (L)	40

BEST CONTROL

SEASON (Minimum 45 Innings Pitched)

PLAYER	YEAR	BB	IP	BB/9 IP
Ian Ostlund	2001	15	101.1	1.33
Ben Rowan	2010	10	54	1.67
Berky Cundiff	1972	11	59	1.68
Berky Cundiff	1973	12	64.1	1.68
Jon Hand	1996	17	90.1	1.69
Brian Fitzgerald	1993	11	57.2	1.72
Jason Bush	2000	21	109	1.73
Brian Fitzgerald	1995	23	117.1	1.76
Jon Hand	1998	21	105.2	1.79
Duke Dickerson	1976	11	54.2	1.81
Duke Dickerson	1978	14	68	1.85
Bryce Gammon	1994	10	48	1.88
Brad Markey	2013	21	100.1	1.88
Berky Cundiff	1970	13	61	1.92
Bob Fisher	1978	10	46.1	1.94
Jason Bush	2002	22	101.1	1.95
Sean Hummel	1996	18	82.2	1.96
Lee Melear	1963	15	68.2	1.97

CAREER (Minimum 150 Innings Pitched)

PLAYER	YEARS	BB	IP	BB/9 IP
Brian Fitzgerald	1993-96	84	387.1	1.95
Brad Markey	2013-14	40	182.2	1.97
Berky Cundiff	1970-73	51	230.2	1.99
Jon Hand	1995-98	89	376.2	2.13
Jason Bush	1999-02	96	377.1	2.29
Steve Pittman	1967-69	42	155.2	2.43
Lee Melear	1961-63	60	206.2	2.61



In 2003, Matt Dalton became the first pure relief pitcher ever to earn first-team All-BIG EAST honors.

TOUGHEST TO STRIKEOUT

SEASON (Minimum 70 At Bats)

PLAYER, POS.	YEAR	SO	AB	SO TO AB
1. Mike Preisser, 2b	1979	0	130	0-130
2. Wayne King, 1b	1983	3	169	1-56.3
3. John Van Arnhem, c	1971	2	95	1-47.5
4. Sandy Hill, cf	1975	2	88	1-44.0
5. Josh Herman, dh-c	1993	2	80	1-40.0
6. Eddy Oates, 2b	1970	3	84	1-28.0
7. Jay Phillips, 2b	1982	8	217	1-27.1
8. Mike Preisser, 3b-of	1978	4	98	1-24.5
9. M.H. Herndon, 3b-of	1965	3	73	1-24.3
10. Dave Blake, rf	1963	4	84	1-21.0

CAREER

YEAR	SO	AB	SO TO AB	
4-Years: Mike Preisser, 2b	1977-80	25	497	1-19.9
3-Years: Wayne King, 1b-dh	1981-83	18	339	1-18.8
2-Years: John Van Arnhem, c	1971-72	8	172	1-21.5

EARNED RUN AVERAGE (Starters and top relievers only)

YEAR	NAME (L-R)	ERA
1954	John Dean (R)	2.35
1955-56		Not available
1957	Dave Kuhn (R)	1.45
1958	Sam Jackson (R)	3.90
1959	Bill May (R)	2.96
1960	Jimmy Graves (R)	1.51
1961	Lee Melear (L)	2.41
1962	Sam Jenkins (L)	*0.49
1963	Lee Melear (L)	1.97
1964	Skip Vance (R)	2.56
1965	Dickie Kelly (L)	2.72
1966	John Whitesell (R)	3.47
1967	Dean Hahn (R)	2.22
1968	Wayne Groseclose (R)	1.42
1969	Eddy Oates (R)	1.16
1970	Doug Horton (R)	1.21
1971	Jack Tatem (R)	1.30
1972	Berky Cundiff (R)	1.98
1973	Berky Cundiff (R)	1.82
1974	Mike Arrington (R)	2.00
1975	Jimmy Puglisi (R)	2.15
1976	Orvin Kiser (R)	0.73
1977	Dean Powell (L)	1.35
1978	Timmy Puglisi (R)	2.87
1979	Jimmy Chellis (R)	3.08
1980	Mike Rhodes (L)	2.51
1981	Jeff Heidig (L)	2.73
1982	Jim Stewart (R)	2.31
1983	Bean Stringfellow (L)	2.52
1984	Rodney Brooks (R)	2.84
1985	Bean Stringfellow (L)	3.31
1986	David Potts (R)	4.12
1987	Greg Ferguson (L)	2.21
1988	Wally Galla (R)	3.61
1989	Mike Williams (R)	3.28
1990	Scott Sorkin (R)	2.28
1991	Brad Clontz (R)	3.69
1992	Brad Clontz (R)	3.32
1993	Mark Thompson (R)	1.37
1994	Charlie Gillian (R)	1.53
1995	Charlie Gillian (R)	1.45
1996	Charlie Gillian (R)	1.98
1997	Rob Simms (R)	3.12
1998	Pat Pinkman (L)	3.97
1999	Pat Pinkman (L)	3.72
2000	Joe Saunders (L)	3.92
2001	Joe Saunders (L)	3.48
2002	Joe Saunders (L)	2.86
2003	Matt Dalton (R)	0.76
2004	Nicky Bowers (R)	2.61
2005	Ryan Kennedy (L)	4.05
2006	Adam Redd (R)	3.40
2007	Adam Redd (R)	4.41
2008	Rob Waskiewicz (R)	3.56
2009	Sean McDermott (L)	3.31
2010	Ben Rowen (R)	2.67
2011	Joe Parsons (R)	3.21
2012	Clark Labitan (R)	3.18
2013	Joe Mantipty (L)	2.85
2014	Brad Markey (R)	3.61
2015	Sean Keselica (L)	3.47
2016	Kit Scheetz (L)	4.82
2017	Kit Scheetz (L)	3.86
2018	Ian Seymour (L)	4.17
2019	Chris Gerard (L)	2.77
2020	Chris Gerard (L)	1.57

SAVES

YEAR	NAME	SAVES
1969	Eddy Oates	4
1970-73		Not available
1974	Tom Bailey	1
	Bruce Brushwood	1
	Dave Tinsley	1
1975		Not available
1976	Orvin Kiser	13
1977	Howard Berkey	3
	John Power	3
1978	Duke Dickerson	1
	Ray Kenney	1
	Paul Levy	1
1979	Jimmy Chellis	3
1980	Jimmy Chellis	7
1981	Wayne King	5
1982	Jim Stewart	4
1983	Bean Stringfellow	2
1984	Joe Salisbury	5
1985	Joe Salisbury	13
1986	Jon Hartness	3
1987	Jon Hartness	3
1988	Wally Galla	4
1989	Tim Fenn	5
1990	Brad Clontz	5
1991	Jamie Patteson	7
1992	Jonathan Frohm	3
1993	Sean Hummel	4
1994	Charlie Gillian	12
1995	Charlie Gillian	8
1996	Charlie Gillian	*14
1997	Blake Clancy	2
1998	Jason Beale	2
	Pat Pinkman	2
1999	Anthony Miller	4
2000	Anthony Miller	8
2001	Anthony Miller	4
	Chip Runyon	4
2002	Matt Dalton	9
2003	Matt Dalton	*14
2004	Ricky Bowers	7
2005	Randy Buffington	3
2006	Adam Redd	2
2007	Scott Stoehr	2
2008	Rhett Ballard	3
	Kyle Cichy	3
2009	Ben Rowen	4
2010	Ben Rowen	6
2011	Jake Joyce	3
	Ronnie Shaban	3
2012	Jake Joyce	3
	Clark Labitan	3
2013	Clark Labitan	11
2014	Luke Scherzer	5
2015	Luke Scherzer	5
2016	Six tied with	1
2017	Aaron McGarity	6
2018	Andrew McDonald	5
2019	Zach Brzykcy (R)	3
	Jaison Heard (R)	3
2020	Four tied	1

*Tech record

COACHING HISTORY/TOP HITTERS

COACHING RECORDS

YEAR-BY-YEAR

YEARS	COACH	SEASONS	WON	LOST	TIED	PCT.
1892-93	--	2	2	1	-	.667
1895	J. McJames	1	3	2	0	.600
1896	R.S. Wilkins	1	3	8	0	.273
1897	Lipep	1	9	5	0	.643
1898	--	1	3	3	0	.500
1900-01	Dr. A.B. Morrison	2	11	8	0	.579
1902	--	1	4	2	0	.667
1903	Orth	1	8	4	0	.667
1904	R.R. Brown	1	6	5	0	.546
1905	Dr. Knox	1	6	5	0	.546
1906-07	S.S. (Happy) Eckerstone	2	10	11	0	.476
1908	C.P. Miles	1	3	4	1	.438
1909	R.M. Brown	1	11	6	0	.647
1910-11	Branch Bocoock	2	23	14	1	.618
1912	L.W. Reiss	1	9	9	0	.500
1913	C.P. Miles	1	3	3	0	.500
1914	Branch Bocoock	1	15	4	1	.775
1915	R.B. Prince	1	21	0	0	1.000
1916-17	W.G. Breintenstein	2	20	6	0	.769
1918-20	Charles A. Bernier	3	36	23	0	.610
1921-23	W.L. (Monk) Younger	3	31	27	3	.533
1924-32	George S. Kircher	9	79	55	6	.586
1933-39	H.M. (Mac) McEver	7	41	72	1	.364
1940-43	G.F. (Red) Laird	4	27	28	1	.491
1944	H.M. (Mac) McEver	1	9	4	0	.692
1945-47	G.S. (Gummy) Proctor	3	29	21	0	.580
1948-73	G.F. (Red) Laird	26	316	247	3	.561
1974-78	Bob Humphreys	5	135	60	0	.692
1979-06	Chuck Hartman	28	961	591	8	.619
2007-13	Pete Hughes	7	222	174	0	.561
2014-17	Patrick Mason	4	90	126	1	.417
2018-	John Szeffc	3	58	65	0	.472
OVERALL		127	2204	1593	26	.580

BY WINS (50 OR MORE)

COACH	SEASONS	WON	LOST	TIED	PCT.
1. Chuck Hartman	28	961	591	8	.619
2. G.F. (Red) Laird	30	343	275	4	.555
3. Pete Hughes	7	222	174	0	.561
4. Bob Humphreys	5	135	60	0	.692
5. Patrick Mason	4	90	126	1	.417
6. George S. Kircher	9	79	55	6	.586
7. John Szeffc	3	58	65	0	.472
8. H.M. (Mac) McEver	8	50	76	1	.398

BY WINNING PERCENTAGE (MIN. THREE SEASONS)


COACH	SEASONS	WON	LOST	TIED	PCT.
1. Bob Humphreys	5	135	60	0	.692
2. Chuck Hartman	28	961	591	8	.619
3. Charles A. Bernier	3	36	23	0	.610
4. George S. Kircher	9	79	55	6	.586
5. G.S. (Gummy) Proctor	3	29	21	0	.580
6. Pete Hughes	7	222	174	0	.561
7. G.F. (Red) Laird	30	343	275	4	.555
8. W.L. (Monk) Younger	3	31	27	3	.533



Chuck Hartman



G.F. "Red" Laird



Bob Humphreys

LEADING HITTERS (SINCE 1954)

YR.	CL.	NAME	AVG.	YR.	CL.	NAME	AVG.
1971	Jr.	John Van Arnhem	.516	1969	Sr.	Dean Hahn	.367
2020	So.	Carson Taylor*	.431	1981	Sr.	Andy Aldrich	.367
1993	So.	Bo Durkac	.423	1954	Jr.	Howie Wright	.366
1981	Jr.	Brian Rupe	.420	1974	Jr.	David Halstead	.366
1992	Jr.	Mike Reedy	.418	1986	Sr.	Doug Basse	.366
1981	So.	Franklin Stubbs	.417	1956	So.	Cecil Maynor	.365
1958	Sr.	Dave Kuhn	.414	1984	Jr.	Shaun Sullivan	.365
1963	Jr.	Tom Green	.410	1989	Jr.	Casey Waller	.365
1966	So.	Johnny Oates	.410	1989	Jr.	Len Wentz	.365
1997	So.	Matt Griswold	.408	1990	Sr.	Len Wentz	.365
1987	So.	Trey McCoy	.406	1998	Jr.	Eric Shiflett	.365
2009	Jr.	Steve Domecus	.406	2010	Sr.	Steve Domecus	.365
1982	Sr.	Jim Stewart	.404	1955	Jr.	Macey White	.364
2003	Sr.	Marc Tugwell	.398	1976	Jr.	Sandy Hill	.364
2009	So.	Austin Wates	.397	1982	Jr.	Wayne King	.364
1984	Jr.	Billy Plante	.392	1981	Jr.	Joe Mitchell	.363
2003	So.	Chris Stanton	.392	1985	Jr.	Tim Buheller	.362
1999	So.	Larry Bowles	.390	1996	Jr.	Kevin Barker	.361
1992	Sr.	Les Jennette	.389	1998	Jr.	Matt Griswold	.361
1959	Jr.	Dickie Snead	.386	1981	Jr.	Jimmy Foit	.360
2005	So.	Bryan Thomas	.384	1983	So.	Budgie Clark	.360
2010	Jr.	Austin Wates	.382	1992	Sr.	Steve Render	.360
1963	Sr.	Dave Blake	.381	1959	Sr.	John Brannon	.359
1988	Jr.	Trey McCoy	.381	1984	Sr.	John Bowler	.359
1988	Jr.	Randy Berlin	.381	1972	Fr.	Gene Fornash	.358
1968	Sr.	Jim Dean	.378	1980	So.	Jay Phillips	.358
1989	Sr.	Craig Blum	.378	1992	Sr.	David Dallas	.358
2002	Sr.	John West	.378	2009	Sr.	Klint Reed	.358
1973	So.	Gene Fornash	.376	2017	So.	Jack Owens	.358
1983	So.	Shaun Sullivan	.375	1968	Jr.	Dean Hahn	.357
1986	Jr.	George Canale	.373	1970	Jr.	Wayne Javins	.357
1985	Sr.	Shaun Sullivan	.372	2001	Jr.	John West	.357
2004	Fr.	Sean O'Brien	.372	1959	Jr.	Travis Poole	.356
1999	Sr.	Barry Gauch	.374	1959	Jr.	Jimmy Graves	.356
1985	Sr.	Chuck Boyle	.372	1975	Sr.	Gene Fornash	.356
1991	Jr.	David Dallas	.371	1997	Sr.	Matt Reynolds	.356
1981	Jr.	Jim Stewart	.369	1966	Sr.	M.H. Herndon	.355
1997	So.	Eric Shiflett	.369	1988	Jr.	Mike Conte	.352
2020	Fr.	Gavin Cross*	.369	1999	So.	Addison Bowman	.352
1961	So.	Lee Melear	.368	1983	Fr.	Tim Buheller	.351
1997	So.	Chad Foutz	.368	1968	Jr.	Dean Hahn	.350
2000	Fr.	Jed English	.368	1984	Jr.	Budgie Clark	.350

*Shortened season (16 games)