



WOMEN'S BASKETBALL 2023-24 GAME NOTES

2023-24 SCHEDULE

RECORD	18-4
ACC	9-2
NON-CONFERENCE	9-2
HOME	12-0
AWAY	4-3
NEUTRAL	2-1

DATE	OPPONENT	TV	TIME
Nov. 6	High Point	ACCN	W, 94-55
Nov. 9	vs. No. 3 Iowa	ESPN2	L, 76-80
Nov. 16	Houston Christian	ACCNX	W, 105-36
Nov. 20	UNC Greensboro	ACCNX	W, 72-51
Nov. 24	vs. Kansas	FloHoops	W, 59-58
Nov. 25	vs. Tulane	FloHoops	W, 76-70
Nov. 30	at No. 7 LSU	ESPN	L, 64-82
Dec. 6	Long Island	ACCNX	W, 98-50
Dec. 10	Radford	ACCNX	W, 85-40
Dec. 17	at Rutgers	FS1	W, 84-59
Dec. 21	William & Mary	ACCNX	W, 76-43
Dec. 31	Pitt*	ACCNX	W, 91-41
Jan. 4	at Wake Forest*	ACCNX	W, 82-73
Jan. 7	No. 3 NC State*	ACCN	W, 63-62
Jan. 11	Miami*	ACCN	W, 76-52
Jan. 14	at No. 21 Florida State*	ESPN	L, 81-89
Jan. 18	at Duke*	ACCN	L, 46-63
Jan. 21	Clemson*	CW	W, 74-62
Jan. 25	Georgia Tech*	ACCNX	W, 87-69
Jan. 28	at No. 22 Syracuse*	ACCN	W, 75-62
Feb. 1	Virginia*	ACCN	W, 76-63
Feb. 4	at No. 24 UNC*	ESPN2	W, 70-61 (OT)
Feb. 8	at No. 3 NC State*	ACCN	8 PM
Feb. 11	Boston College*	ACCNX	1 PM
Feb. 15	Duke*	ACCN	8 PM
Feb. 18	at Louisville*	ESPN	1 PM
Feb. 25	North Carolina*	ACCN	2 PM
Feb. 29	at Notre Dame*	ESPN	7 PM
March 3	at Virginia*	ACCN	6 PM



TUNE IN FROM HOME

TELEVISION

ACCN (Pam Ward and Stephanie White)

RADIO

VT Sports Network & 100.7 (Evan Hughes & Mack McCarthy)

LIVE STATS

<https://stats.hokiesports.com/wbasketball/live/>

CREDENTIALS

Outlets interested in obtaining credentials to cover Virginia Tech women's basketball home games must apply for credentials via email to the program's SID, Carter Brown at cart315@vt.edu.



hokiesports.com



gopack.com

NO. 16 VIRGINIA TECH

18-4, 9-2 ACC

AT

NO. 3 NC STATE

20-2, 8-2 ACC

Head Coach: Kenny Brooks (JMU, 1992)
Record at VT: 173-78 (8th season)
Career Record: 510-200 (22nd season)

Head Coach: Wes Moore (Tennessee '86)
Record at NC State: 262-83 (11th season)
Career Record: 820-252 (35th season)

GAME 23 • FEB. 8 at NO. 3 NC STATE • 8 PM TIP • ACCN • REYNOLDS COLISEUM (5,500)

VIRGINIA TECH'S LAST STARTING FIVE

Virginia Tech Hokies	Ht.	Yr.	Hometown	PPG	RPG	Other
G 5 Georgia Amoore	5-6	Sr.	Ballarat, Australia	17.7	2.5	Owens back-to-back double-doubles
G 22 Cayla King	6-0	Gr.	Greensboro, N.C.	7.5	3.1	Third in 3's at VT with 273
G 11 Matilda Ekh	6-0	Jr.	Västerås, Sweden	10.7	3.3	Transfer from Michigan State
F 20 Olivia Summiel	6-2	Gr.	Dayville, Ct.	4.1	6.6	Grad transfer from Wake Forest
C 33 Elizabeth Kitley	6-6	Gr.	Summerfield, N.C.	22.1	11.5	ACC Co-Player of the Week

THE SERIES WITH THE WOLFPACK

- The Hokies and Wolfpack have met 31 previous times with the Hokies trailing 5-26 in the series.
- In ACC games, Virginia Tech is 4-20.
- On the road, Virginia Tech is 1-12.
- Coach Brooks is 4-10 against the Wolfpack in his eight seasons at VT.
- Tech has won each of the last three meetings, including a historic sweep of the regular season series last year that featured the program's first victory at Reynolds Coliseum.
- In the first meeting of the 2023-24 season at Cassell, Tech trailed for over 38 minutes, winning the game by a single point on a Liz Kitley basket with less than one second to play. That was the first regular season sell out in VT WBB history.

A WIN WOULD...

- Be a sixth in a row after the Hokies suffered their first two-game skid since 2021-22.
- Extend the program record for best start to an ACC campaign. The Hokies have never been 10-2 before.
- Be Tech's fourth over a ranked opponent this season. The Hokies enter the contest 3-3 against ranked opposition and 2-2 on the road.

NOTES FROM THE HOKIES' LAST TIME OUT AGAINST NORTH CAROLINA

- The Hokies defeated Carolina for the fifth consecutive time 70-61 in OT. It was Tech's first OT game since defeating Carolina in the quarterfinal round of the ACC Tournament in 2022.
- Three Hokies scored in double figures: Amoore 21, Kitley 15 and Ekh 14.
- The Hokies held the Tar Heels to just 20 points in the first half, their lowest total in ACC play this season. UNC's 23.3 shooting percentage in the first half was their worst of the season.

ABOUT OUR NAME

Our official name is Virginia Polytechnic Institute and State University, but using the full name is cumbersome. Thus, “Virginia Tech” is preferable in all but formal uses. When using the full name of the university, never use an ampersand instead of “and.” Never use VPI&SU, VPI and SU, VA Tech, Va. Tech, or Virginia Tech University. “Tech” is acceptable after a first reference to “Virginia Tech,” but it should not be used repeatedly or solely. “VT” is acceptable only in limited, informal situations. “VPI,” which was the university’s acronym/nickname from 1896 to 1970, should be used only in historical contexts. The same is true for “VAMC,” the university’s acronym/nickname before 1896.

QUICK FACTS

THE BASICS

University name: Virginia Tech

Location: Blacksburg, Va.

Founded: 1872

Enrollment: 36,000+

President: Dr. Timothy Sands

Director of Athletics: Whit Babcock

Nickname: Hokies

Colors: Chicago Maroon & Burnt Orange

Affiliation: NCAA Division 1

Conference: Atlantic Coast

FACILITY FACTS

Cassell Coliseum

Capacity: 8,925

Record in arena: 473-210 (.688)

TEAM INFORMATION

2022-23 Record: 31-5

Home/Away/Neutral: 16-1/8-3/7-1

Conference Record: 14-4

Home/Away: 8-1/6-3

Conference Finish: T2 (3 seed)

Conference Tournament: Champions

Starters returning/lost: 3/2

Letterwinners returning/lost: 3/9

Newcomers: 9

PROGRAM OVERVIEW

Total seasons: 48

First season: 1976-77

All-Time Record: 794-623

All-Time ACC Record: 115-194

All-Time ACC Record at home: 67-90

All-Time ACC Record on the road: 48-104

All-Time ACC Championships Record: 12-18

ACC Championship Game Apps: 1 (2023)

NCAA Tournament Appearances: 12

All-Time NCAA Tournament Record: 13-12

MEDIA INFORMATION

INTERVIEW POLICY

Gamedays: Head Coach Kenny Brooks and select student-athletes will be available to the media after the game and following a 10-minute cooling off period. For home games at Cassell Coliseum, interviews with Coach Brooks and student-athletes will be conducted in person in the Cassell Coliseum Media Center.

Non-Gamedays: All interview requests for members of the program need to be arranged through the program’s SID Carter Brown who can be reached via email at cart315@vt.edu. Coaches, staff members and student-athletes should never be contacted directly for interview opportunities.



2023-24 VIRGINIA TECH ROSTER (NUMERICAL/ALPHABETICAL)

No.	Name	Cl.	Pos.	Ht.	Hometown	High School/Previous School
1	Carleigh Wenzel	r-Fr.	G	6-0	San Antonio, Texas	Antonian College Prep
2	Gabby Brooks	Fr.	G	5-10	Harrisonburg, Va.	Blacksburg High
3	Mackenzie Nelson	Fr.	G	5-8	Greenwich, Ct.	St. Luke's
4	Rose Micheaux	Jr.	F	6-2	Wayne, Mich.	Wayne Memorial/Minnesota
5	Georgia Amoore	Sr.	G	5-6	Ballarat, Victoria, Australia	Loretto College Ballarat (Ballarat Rush)
10	Carys Baker	Fr.	F	6-2	West Hartford, Ct.	Loomis Chafee
11	Matilda Ekh	Jr.	G/F	6-0	Västerås, Sweden	Riksbasketgymnasiet Luleå/Mich. St.
12	Samyha Suffren	Fr.	G	5-8	Charlotte, N.C.	Cannon School
13	Clara Strack	Fr.	C	6-5	Buffalo, N.Y.	Hamburg
20	Olivia Summiel	Gr.	G/F	6-2	Dayville, Ct.	Marianapolis Prep/Wake Forest
22	Cayla King	Gr.	G	6-0	Greensboro, N.C.	Northwest Guilford
33	Elizabeth Kitley	Gr.	C	6-6	Summerfield, N.C.	Northwest Guilford
5	Georgia Amoore	Sr.	G	5-6	Ballarat, Victoria, Australia	Loretto College Ballarat (Ballarat Rush)
10	Carys Baker	Fr.	F	6-2	West Hartford, Ct.	Loomis Chafee
2	Gabby Brooks	Fr.	G	5-10	Harrisonburg, Va.	Blacksburg High
11	Matilda Ekh	Jr.	G/F	6-0	Västerås, Sweden	Riksbasketgymnasiet Luleå/Mich. St.
22	Cayla King	Gr.	G	6-0	Greensboro, N.C.	Northwest Guilford
33	Elizabeth Kitley	Gr.	C	6-6	Summerfield, N.C.	Northwest Guilford
4	Rose Micheaux	Jr.	F	6-2	Wayne, Mich.	Wayne Memorial/Minnesota
3	Mackenzie Nelson	Fr.	G	5-8	Greenwich, Ct.	St. Luke's
13	Clara Strack	Fr.	C	6-5	Buffalo, N.Y.	Hamburg
12	Samyha Suffren	Fr.	G	5-8	Charlotte, N.C.	Cannon School
20	Olivia Summiel	Gr.	G/F	6-2	Dayville, Ct.	Marianapolis Prep/Wake Forest
1	Carleigh Wenzel	r-Fr.	G	6-0	San Antonio, Texas	Antonian College Prep

COACHING & SUPPORT STAFF

Head Coach: Kenny Brooks (James Madison, 1992)

Record at VT: 173-78 (.688) (8th Year)

Overall Record: 510-200 (.718) (22nd Year)

Associate Head Coach: Lindsey Hicks (4th Year)

Assistant Coach: Radvile Autukaite (2nd Year)

Assistant Coach: Jauwan Scaife (1st Year)

Strength & Conditioning: Greg Werner (8th Year)

Athletic Trainer: Erin Cash (8th Year)

Chief of Staff: Tim Clark (8th Year)

Video Coordinator: Chase Sanchez (3rd Year)

Director of Player Personnel: Will Sims (2nd Year)

Coordinator of S-A Engagement: Maddie Bailey (2nd Year)

Operations Assistant: Kendall Dillard (2nd Year)

Graduate Assistant: Charlotte Lowndes (1st Year)

PRONUNCIATION GUIDE

Carleigh WENZEL

When-zill

Rose MICHEAUX

Me-shaw

Georgia AMOORE

Aye-more

CARYS Baker

Care-is

Matilda EKH

Eck

SUMYHA Suffren

Sum-my-uh

CLARA Strack

Claire-uh

Olivia SUMMIEL

Sum-me-ul

Elizabeth KITLEY

Kit-lee

RADVILE AUTUKAITE

Rad-veal Ow-two-kate-uh

JAWAUN SCAIFE

Juh-juan Skay-fe

ALL ABOUT ELIZABETH

ONE OF THE MOST ACCOMPLISHED ACTIVE PLAYERS

- Kitley ranks fourth amongst active players in points scored, third in blocks and second in rebounds.
- She and Iowa's Caitlin Clark are the only athletes that have scored 2,500+ points and also have 1,000 or more rebounds.

KITLEY'S 2023-24 HONORS

- Lisa Leslie Award Watch List
- Preseason AP All-American
- Preseason ACC Player of the Year
- Wade Trophy Watch List
- Naismith Women's Player of the Year Watchlist
- Wooden Award Preseason Top 50 Watch List
- ACC Player of the Week (Nov. 27)

144 STARTS AND COUNTING

- With her start against LSU, Kitley became the program's all-time leader in games started passing the mark of 128 set by Regan Magarity.

30-POINT PERFORMANCES

- Kitley has scored 30 or more in 11 games in her career, helping the Hokies to a 8-3 record in those contests.
- In ACC play, she has five such games (4-2).
- This season alone she has six of those performances, vs. UNCG, vs. Kansas, vs. Miami, at FSU, vs. Clemson and vs. Virginia.
- She has recorded eight of the 15 30-point, 10-rebound double-doubles in program history.
- Only five of those 11 games were contested at Cassell Coliseum.

STACKING DOUBLE FIGURE GAMES

- By scoring 16 points against Iowa, Kitley recorded her 99th career double figure scoring game, passing Tere Williams' (class of 2001) previous mark of 98.
- She's now up to 118 such games.

THE ACC'S ALL-TIME LEADER IN REBOUNDS

- Kitley became the conference's all-time leader in rebounds Dec. 21 with her 13th rebound of the game against William & Mary.
- She surpassed former Hokie Regan Magarity's previous record of 1,299.
- Magarity played in 133 career games, Kitley eclipsed her rebound total in her 133rd game.

SPECIALTY CAREER STATS

- Tech is 44-9 when Kitley scores 20+
- Tech is 8-3 when Kitley scores 30+
- Tech is 62-14 when Kitley records 10+ rebounds
- Tech is 59-13 when Kitley records a double-double
- Tech is 73-28 when Kitley shoots 10+ FGs
- Tech is 38-19 when Kitey shoots 5+ FTs
- She owns the program record for 30-point games with 11 in her career and has the only 40-point game in program history.

SCORING IN BUNCHES

- Kitley dropped 23 points in the first half against Miami, the most by a Hokie in a single half in an ACC contest ever.
- Against Clemson, she scored 22 in the second half (11-13 FG).
- She scored 19 in the first half against Georgia Tech, after going 8-8 in the first quarter.
- Kitley scored 20 points in the first half against Virginia on Feb. 1.

RARE STAT LINE

- According to Her Hoop Stats, Kitley is one of three athletes this season to record a game of 20+ points, 18+ rebounds and 4+ blocks (Lauren Betts of UCLA and Cameron Brink of Stanford).
- Kitley had 31 points, 18 rebounds and five blocks in the win over Kansas in the Cayman Islands Classic. It was the first time an ACC athlete had a 30-point, 15-rebound and five-block performance in 25 years.
- Kitley also became the first Hokie to ever have consecutive 30 and 10 performances (UNC Greensboro and Kansas games).

THE CENTER OF ATTENTION

- Last season, center Elizabeth Kitley became the tenth woman in ACC history to be named Player of the Year twice.
- She can join Alana Beard (Duke) and Alyssa Thomas (Maryland) as the only athletes to win the award three times.
- On the men's basketball side, nine athletes have won the award twice and two, David Thompson (NC State) and Ralph Sampson (Virginia) have won it three times.

THE GREENSBORO GIRLS, KITLEY AND KING

- Since 2019-20, VT is 55-26 in ACC play (.675) and have won an ACC title. VT's overall ACC record is 114-194 (.357).
- These two are responsible for 44% of the program's wins in ACC play. The Hokies have competed in the ACC since 2004-05.
- In their four completed seasons, VT won 11.5 ACC games, while the previous 15 seasons, the program averaged 4.0.
- King and Kitley are 33-9 in ACC games at Cassell and own a 22-17 record on the road.
- The two have connected on two iconic sideline out of bounds plays to beat the buzzer and the opposition in recent history. The first came at UNC in February of 2023 resulting in a buzzer beating jump shot from Kitley to break a tie in the game. The second occasion was Jan. 7 vs. NC State when King lobbed a pass into the paint that Kitley caught and made a shot with less than a second to play as the Hokies earned a one-point victory over previously unbeaten NC State.

ALL ABOUT AMOORE

AMOORE ON FIRE SINCE RETURN TO THE FLOOR

- In her last three games, Amoire is averaging 24.3 points and 10.0 assists per game.
- She's shooting 51% from the field.
- No VT player had ever had more than 11 assists in an ACC game before this season. Amoire has eclipsed that mark twice in the last three games.
- According to Her Hoop Stats, she became the first player since at least 2009-10 to record 20 points and 14 assists in an ACC conference game.

AMOORE'S 2023-24 HONORS

- Nancy Lieberman Award Top 10
- Preseason AP All-American honorable mention
- Preseason All-ACC
- Wade Trophy Watch List
- Naismith Women's Player of the Year Watchlist
- Wooden Award Preseason Top 50 Watch List
- ACC Player of the Week Jan. 29
- AP Player of the Week Jan. 30

CHASING VT'S ASSIST RECORD

- Amoire ranks second at VT with 598 assists.
- Lisa Witherspoon (1999) owns the record with 635.

ASSISTING AT HISTORIC CLIP

- Against Houston Christian, Georgia Amoire dished out 16 assists, a program record for a single game. Against UNC Greensboro she provided eight, and her two-game total of 24 is the most in a two-game span in program history. There have only been six instances of an athlete recording 20 or more in a two-game span in VT WBB history. In those two games, she committed just one turnover for an absurd 24.0 assist to turnover ratio.
- Amoire (9x) and Amy Wetzel (2x) are the only two players in program history to have multiple 10+ assist games where they've also scored 10+ points.

LENDING A HELPING HAND

- While Raven Johnson of South Carolina has had an NCAA season-high 17 assists in a game, no player besides Amoire has had three games with 14 or more assists.
- Amoire is second nationally at 7.6 assists per game.
- The Aussie is sixth among active athletes in career assists.

SETTING HERSELF APART

- According to ENFP Hoops, Amoire became the first Hokie since at least 2009-10 to have three seasons with three or more games with eight or more assists.

STEPPING UP IN BIG MOMENTS

- VT PG Georgia Amoire has never been afraid of the big stage. Last March she was the ACC Tournament's MVP and also took home Most Outstanding Player honors of the Seattle 3 Region.
- This season in two primetime matchups against top 10 teams, and Final Four programs from a year ago she has scored 28.0 points per game and has shot 44.7% from the field. In addition, the Aussie has played all but two seconds in those contests.
- Her 31 points vs. Iowa are a career-high and she scored 25 at LSU.
- Against No. 3 NC State Amoire again played 40 minutes, scoring 21 points and providing seven assists in the game.

LENDING A HELPING HAND

- Per Her Hoop Stats, Amoire became the third Hokie to ever record six games of 25+ points and three or more 3's since 2009-10. Taylor Emery (11) and Aisha Sheppard (7) are the only athletes with more.

STACKING DOUBLE-DOUBLES

- Against UVA and UNC, she recorded consecutive double-doubles for the first time in her career.
- She became the third ACC WBB player since 2009-10 to record four games of 20 points and 10+ assists in a season (Tiana Mangakahia and Alexis Peterson).
- No player has done it five times.

VIRGINIA TECH ATHLETES IN THE ACC ANNALS

CAREER POINTS

Rank	Name (School)	Points
1	Barbara Kennedy (Clemson '82)	3,113
2	Alana Beard (Duke '04)	2,687
3	Arike Ogunbowale (ND '19)	2,626
4	Monica Wright (Virginia '10)	2,540
5	Elizabeth Kitley (Virginia Tech)	2,534
6	Asia Durr (Louisville '19)	2,485
7	Genia Beasley (NC State '85)	2,367
8	Alyssa Thomas (Maryland '14)	2,356
9	Jessica Shepard (ND '19)	2,340
10	Linda Page (NC State '85)	2,307

FIELD GOALS MADE

Rank	Name (School)	FGs
1	Barbara Kennedy (Clemson '82)	1,349
2	Elizabeth Kitley (Virginia Tech)	1,039
2	Genia Beasley (NC State '85)	1,017
4	Alana Beard (Duke '04)	1,005
5	Monica Wright (Virginia '10)	962
6	Arike Ogunbowale (ND '19)	954
7	Linda Page (NC State '85)	942
8	Andrea Stinson (NC State '91)	917
9	Alyssa Thomas (Maryland '14)	890
10	Crystal Langhorne (MD '08)	889

BLOCKS

Rank	School	Blks
1	Alison Bales (Duke '07)	434
2	Elizabeth Williams (Duke '15)	426
3	Brianna Turner (ND '19)	372
4	LaToya Pringle (UNC '08)	336
5	DeMya Walker (Virginia '99)	330
6	Dawn Royster (UNC '87)	329
7	Elizabeth Kitley (Virginia Tech)	316
8	Jacinta Monroe (FSU '10)	301
9	Peggy Caple (Clemson '85)	298
10	Jessica Breland (UNC '11)	295

THREE POINT FGS

Rank	Name (School)	3FG
1	Aisha Sheppard (VT '22)	402
2	Asia Durr (Louisville '19)	374
3	Ivory Latta (UNC '07)	345
4	Kelly Hughes (Boston College '17)	322
5	Brianna Butler (Syracuse '16)	320
6	Jennifer Howard (NC State '97)	315
7	Rebecca Greenwell (Duke '18)	301
7	Dara Mabrey (ND '23)	301
9	Kristi Tolliver (Maryland '09)	300
10	Georgia Amoore (Virginia Tech)	299

ASSISTS

Rank	Name (School)	Asts
1	Lindsay Allen (ND '17)	841
2	Sharnee Zoll (Virginia '08)	785
3	Kristi Tolliver (Maryland '09)	751
4	Dawn Staley (Virginia '92)	729
5	Nikki Teasley (UNC '02)	728
5	Tiana Mangakahia (Syracuse '21)	728
7	Bobbie Mims (Clemson '80)	617
8	Angie Armstrong (NC State '83)	608
9	Courtney Ward (FSU '11)	602
10	Ivory Latta (UNC '07)	599
	Georgia Amoore (Virginia Tech)	598

REBOUNDS

Rank	School	Rebs
1	Elizabeth Kitley (Virginia Tech)	1,429
2	Regan Magarity (VT '19)	1,299
3	Lorela Cubaj (Georgia Tech '22)	1,265
4	Barbara Kennedy (Clemson '82)	1,252
5	Bernie McGlade (UNC '80)	1,251
6	Jessica Shepard (ND '19)	1,248
7	Genia Beasley (NC State '80)	1,245
8	Alyssa Thomas (Maryland '14)	1,235
9	Crystal Langhorne (MD '08)	1,229
9	Chris Moreland (Duke '88)	1,229

KITLEY FINDING MORE RECORDS TO BREAK

- In the game against UVA Feb. 1, Kitley became the first ACC women's basketball player to record 2,500 points and 1,400 rebounds in a career.

FILLING IT UP

- In the past eight games, Kitley has recorded four of Tech's top 10 scoring performances in an ACC game in program history. The Hokies joined the conference in 2004.

HOKIE NATION SHOWING UP AND SHOWING OUT

- Cassell Coliseum saw the first ever regular season sellout on Jan. 7 against NC State. The capacity crowd of 8,925 helped energize the Hokies down the stretch to collect the victory, Tech's third straight against the Wolfpack.
- The Virginia game Feb. 1 also sold out.
- Through 12 home games in 2023-24, the average crowd has been 5,397.

MORE NOTES, TRENDS

ANYTIME YOU CAN BEAT SOMEONE IN BLUE...

- Coach Brooks has said in the past that with so many ACC squads wearing a shade of blue, anytime you can get a win against them, it's a good day. Tech will certainly get their shot with games against UNC on the horizon as well as another date with Duke and UVA and a contest at Notre Dame.

WHEN AMOORE SCORES 20+

- Georgia Amoore has scored 20+ 31 times in her career.
- VT 26-5 in those games and 8-2 in 2023-24
- Her longest streak of 20+ scoring games is six games in a row in March of 2023. She heads to Reynolds Coliseum with a four-game streak in tact.

TWENTY & TWENTY

- Amoore and Kitley have both scored 20+ in the same game 12 times. VT is 11-1 (4-0 in 2023-24)
- They have both scored 20+ in consecutive games twice (Dec. 19 & 30, 2021 and Jan. 4 & 7, 2024)

MORE INSIGHT ON THE HOME WINNING STREAK

- During VT's 22-game home winning streak, the average margin of victory has been 22.1
- In the 14 ACC games, the margin has been 14.6 including one win by one point, one win by two points and one win by three points.

PROFICIENT AT THE LONG BALL

- VT owns a 271-game streak of making a 3-point FG. The streak began on December 30, 2015 vs. Furman. It is the longest in program history since 3FG began in 1987.
- Tech's second-best streak was 87 straight contests (January 14, 1989 - January 25, 1992).

MULTIPLE WEAPONS IN THE ARSENAL

- Nine different athletes have scored 10 or more points in a game this season for the Hokies.

CAYLA'S QUEST TO 1,000 CAREER POINTS

- Graduate student Cayla King owns 973 career points, standing 27 away from becoming the 31st player in program history to reach 1,000 in a career with the Hokies.

CAYLA KING SHOOT FROM DISTANCE

- For her career, 273 of her 300 made field goals have come from beyond the arc (90%) where she shoots better than 37%.
- VT is 28-3 when King scores 10+ points. The first loss came by two points to No. 2 NC State (Jan. 24, 2021), the second was a five-point game at Clemson (Dec. 29, 2022) and the third was in the Final Four against LSU (March 31, 2023).

GEORGIA & CAYLA'S TRIPLES STARTING TO STACK UP

- According to Her Hoop Stats, guards Georgia Amoore and Cayla King are the third and fourth Hokies since 2009-10 to record seven or more career games with five or more 3's.
- The other Hokies to have accomplished the feat are Aisha Sheppard (22 times in 159 games), Vanessa Panouisis (nine times in 127 games). Cayla King has accomplished it nine times in 143 games while Amoore has played in just 115 career games so far and accomplished it 16 times.

TECH'S IMPRESSIVE SECOND QUARTER VS. HCU

- The Hokies scored the first 26 points of the second quarter on Nov. 16 vs. HCU.
- The run totaled 29 points, including the end of the first quarter.

A WIN FOR WOMEN'S COLLEGE BASKETBALL

- On Nov. 9, the Hokies took on No. 3 Iowa in the Ally Tipoff in front of over 15,000, the largest crowd to witness a VT WBB regular season contest.
- 548,000 people watched the game, the most-watched women's basketball game on ESPN2 since 2017.

FRESHMEN FAMILIARITY

- Three of the Hokies' freshmen: Carys Baker, Mackenzie Nelson and Clara Strack competed on the AAU circuit together with Exodus NYC EYBL.

SCORING TRENDS FOR THE HOKIES IN 2023-24

- VT is 18-4 with one or more student-athletes scoring in double figures.
- VT is 17-3 with two or more student-athletes scoring in double figures.
- VT is 14-3 with three or more student-athletes scoring in double figures.
- VT is 8-1 with four or more student-athletes scoring in double figures.
- VT is 3-0 with five or more student-athletes scoring in double figures.
- VT is 3-0 with six or more student-athletes scoring in double figures.

ROSTER NOTES

- With five true freshmen on the roster, the Hokies have one of the youngest groups in the ACC.
- UNC and NC State are the other two schools in the ACC to feature five true freshmen.
- Boston College, Duke and Georgia Tech have four, FSU, Notre Dame, Pitt, Syracuse, Virginia and Wake Forest each have three, while Clemson has two and Louisville and Miami each have two.

BUILDING FOR THE FUTURE

- Lexi Blue, a four star rated prospect ranked 31st by ESPN HoopGurlz committed to the Hokies on July 20. She is a 6-foot wing player from Orlando, Florida. She becomes the highest-ranked VT commit in the Kenny Brooks era (Elizabeth Kitley was 33rd).
- Blue was named to the 2023-24 Jersey Mike's Naismith Trophy Girl's High School Player of the Year preseason 50 watch list on Nov. 16.
- The Hokies' class was ranked sixth by ESPN HoopGurlz. The three signees are Blue, Myah Hazelton (Baltimore, Md.) and Clara Silva (Faro, Portugal).

WHEN THE HOKIES HIT THE CENTURY MARK

- VT scored 105 points to open the season, the 14th game in program history that the team scored 100 or more.
- Six of those occasions came in the team's first game of the season.
- Tech has topped 100 points in the following seasons: 1980, 1982, 1983 (twice), 1984, 1986, 1993, 1996, 2004, 2007, 2019, 2021, 2022 and 2023.
- Tech has now scored 100+ four times in the Kenny Brooks era, including on two opening nights: 2019 and 2022.

STOUT DEFENSE

- Tech has held five different opponents to less than 50 points this season.
- The defense has allowed just 60.05 points per game.
- Ten times this season the Hokies have held their opposition to their lowest scoring total up until that point in the season.

CONTRIBUTIONS OFF THE BENCH

- On nine occasions this season an athlete come off the bench to score in double figures: Careligh Wenzel vs. Iowa (11), Clara Strack vs. Houston Christian (19), Olivia Summiel (16) vs. Tulane, Carys Baker (18) and Strack (11) vs. LIU, Summiel (18) at Rutgers, Baker (13) vs. William & Mary, Summiel (10) and Wenzel (11) vs. Pitt.
- Summiel's double-double against the Scarlet Knights was her first as a Hokie. She went 4-4 from beyond the arc on the way to scoring 18 a career-best. She also had a double-double vs. Pitt leading all athletes with 11 rebounds.

HOKIES RECORD FIRST CUMULATIVE APR SCORE OF 1,000

- In May of 2023, the women's basketball program recorded a perfect APR score of 1,000 for the 2021-22 academic years. APR represents Academic Progress Rate
- The APR provides a real-time look at a team's academic success by tracking the academic progress of each student-athlete during the school year. The APR accounts for eligibility, retention and graduation in the calculation and provides a measure of each team's academic performance.
- It is the first time that the women's basketball program has recorded multiple years with a perfect score of 1,000.
- The Hokies were also a WBCA Academic Honor Roll special mention last year (3.466 team GPA).
- In the fall of 2023, the Hokies posted a 3.42 GPA.

FAMILIAR FACE JOINS THE CONFERENCE

- ACC Senior Associate Commissioner for Women's Basketball Jackie Carson is in her first year with the conference after serving as Furman's head coach for 13 seasons where she went 205-197 with the Paladins. Carson was an assistant and then associate head coach on Kenny Brooks' staff at James Madison from 2006-10.

THE ACC IN THE WOMEN'S FINAL FOUR

- VT became the first ACC team to make the Final Four other than Notre Dame and Louisville since 2016 (Syracuse) with their first appearance in 2023.
- VT made its first appearance in the Final Four in 2023. The last team to make its first appearance in the Final Four was Arizona in 2021 (national runner up).

MISCELLANEOUS RECORDS FOR COACH BROOKS

- Coach Brooks has coached two of the top 3-point shooters in NCAA WBB history: Aisha Sheppard's 402 3FG are ninth-most all-time and Dawn Evans (JMU) is T16 with 387.
- VT's 26 points in OT vs. NC State is an NCAA record for an OT period (Jan. 28, 2021) as is Aisha Sheppard's 18 points scored in that OT period.
- In 2019, the Hokies led the nation in free throw percentage 80%.

KENNY GETS TO 20 WINS

- In each season of his tenure at VT that was not shortened due to COVID-19, Head Coach Kenny Brooks has guided the Hokies to 20 or more victories.
- In 2022-23, he did so in 24 games, the fastest that his team's have reached the mark at VT. The previous best was 26 games (in 2019-20 & 2021-22).
- He was added to the 2023 Werner Ladder Naismith Coach of the Year Late Season Watch List on Feb. 15.

HISTORY AT CASSELL THIS SEASON

- The 69-point margin against Houston Christian marks a program record. Tech scored 105 points in that game which also tied a Cassell Coliseum record.
- The Hokies hit 17 3-pointers vs. LIU, a Cassell record.
- The 30 assists vs. LIU was also a Cassell record.

THE HOKIES IN THE NATIONAL POLLS

AP POLL

Rank	School	Record	Points
1	South Carolina (35)	21-0	875
2	Iowa	21-2	836
3	NC State	19-2	802
4	Colorado	19-3	743
5	Ohio State	19-3	694
6	Stanford	20-3	691
7	Texas	21-3	628
8	Kansas State	20-3	593
9	UCLA	17-4	546
10	USC	16-4	543
11	UConn	19-4	522
12	Notre Dame	17-4	455
13	LSU	19-4	450
14	Indiana	18-3	398
15	Louisville	19-3	394
16	Virginia Tech	18-4	379
17	Oregon State	17-3	322
18	Baylor	17-4	317
19	Gonzaga	22-2	292
20	Utah	17-6	267
21	Creighton	18-3	169
22	West Virginia	192	139
23	Syracuse	184	106
24	Oklahoma	15-6	69
25	Princeton	17-3	44

USA TODAY COACHES

Rank	School	Record	Points
1	South Carolina (32)	21-0	800
2	Iowa	21-2	765
3	NC State	20-2	732
4	Colorado	19-3	680
5	Ohio State	20-3	667
6	Stanford	17-3	634
7	Kansas State	20-3	566
8	Texas	21-3	540
9	UConn	19-4	526
10	UCLA	17-4	510
11	USC	16-4	455
12	LSU	19-4	451
13	Indiana	18-3	415
14	Notre Dame	17-4	376
15	Louisville	19-4	370
16	Gonzaga	22-2	314
17	Baylor	17-4	287
18	Virginia Tech	18-4	285
19	Oregon State	18-3	258
20	Creighton	18-3	181
21	Utah	17-6	173
22	West Virginia	19-2	156
23	Syracuse	18-4	79
24	Princeton	17-3	68
25	UNLV	19-2	28

TRACKING TECH

Date	AP	Coaches
Preseason	8	5
Nov. 13	9	9
Nov. 20	9	9
Nov. 27	9	9
Dec. 4	15	13
Dec. 11	16	14
Dec. 18	15	14
Dec. 25	14	14
Jan. 1	13	11
Jan. 8	11	11
Jan. 15	14	14
Jan. 22	19	19
Jan. 29	17	18
Feb. 5	16	18
Feb. 12	-	-
Feb. 19	-	-
Feb. 26	-	-
March 4	-	-
March 11	-	-

HOKIES AGAINST RANKED TEAMS IN 2023-24

- Tech is 3-3 so far against ranked opposition, falling to Iowa, LSU and Florida State while defeating NC State, Syracuse and North Carolina.

TECH'S HISTORY IN THE AP POLL

- Dating back to last season, the Hokies have been ranked in 38 consecutive polls. That stretch is a program record for consecutive polls ranked, eclipsing the 19-week streak from Dec. 7, 1998 - Dec. 6, 1999.
- Tech remained in the top 14 of every AP Poll last season.
- The Hokies' No. 4 ranking earned on March 6, 2023 is the highest in program history. Prior to last season, the highest that the Hokies had been ranked was ninth on Feb. 22, 1999.
- The No. 8 ranking to start the season represents the highest preseason ranking in program history surpassing the 22-23 team's 13 ranking.

CAREER GAMES STARTED

	Streak	23-24	Career	ACC
Georgia Amooore	4	21	113	61
Carys Baker	0	0	0	0
Gabby Brooks	0	0	0	0
Matilda Ekh ¹	25	22	79	11
Cayla King	58	22	110	62
Elizabeth Kitley	43	22	144	80
Rose Micheaux ²	0	15	59	6
Mackenzie Nelson	0	0	0	0
Clara Strack	0	0	82	0
Samyha Suffren	0	0	0	0
Olivia Summiel ³	5	6	66	43
Carleigh Wenzel	0	1	1	1

¹ includes games played for Michigan State

² includes games played for Minnesota

³ includes games played for Wake Forest

NON-CONFERENCE BREAKDOWN

Team	NET	Result
High Point	278	W, 94-55
vs. Iowa	5	L, 76-80
Houston Christian	339	W, 105-36
UNC Greensboro	227	W, 72-51
vs. Kansas*	46	W, 59-58
vs. Tulane*	143	W, 76-70
at LSU	12	L, 64-82
LIU	350	W, 98-50
Radford	277	W, 85-40
at Rutgers	47	W, 84-59
William & Mary	172	W, 76-43

PRESEASON ACCOLADES STACKING UP FOR THE HOKIES

- For the first time in program history, the Hokies were selected to finish first in the ACC in the preseason. Last season Tech was selected second and went on to win the league and play in Dallas at the Final Four.
- The Hokies once again have the preseason ACC Player of the Year in center Elizabeth Kitley. She is the reigning two-time ACC Player of the Year and has the opportunity to become the third woman in program history to win the honor three times in a career.
- Tech is one of two schools that has two members of the preseason All-ACC team, with the other being Florida State. The Hokies' Kitley and Georgia Amoore were both amongst the three highest vote-getters.

ON THE NATIONAL STAGE

- After making a Final Four run, the Virginia Tech women's basketball team is set to be featured on national television seven times throughout the 2023-24 season.
- Tech is set to appear on ESPN four times, ESPN2 twice and FS1 once.
- None of those appearances are at home at Cassell Coliseum.

MORE ON TECH IN THE NON-CONFERENCE UNDER KENNY BROOKS

- Since his arrival in 2016, Coach Brooks has owned the non-conference portion of the schedule, accumulating a 102-20 record (.836).
- He has reached the ACC season unbeaten in the non-conference five times at VT.
- VT is 20-9 against schools from the other Power Five conferences during his tenure, including an impressive 10-3 mark vs. the Big Ten, 8-4 vs. the SEC and a 2-2 record vs. the Big 12. He is yet to face a squad from the Pac 12.
- In 2022-23, the Hokies went 6-1 against P5 squads outside of the ACC, with four wins vs. the SEC including beating Tennessee twice. The lone loss was to eventual national champion LSU in the Final Four.
- In 2023-24, the Hokies are set to face Iowa (Big Ten), Kansas (Big 12), LSU (SEC) and Rutgers (Big Ten). None of those matchups are at home at Cassell Coliseum.



2023-24 REGULAR SEASON STANDINGS

TEAM	ACC	PCT	OVERALL
1. Virginia Tech	9-2	.818	18-4
2. NC State	8-2	.800	20-2
2. Louisville	8-2	.800	19-4
4. Syracuse	8-3	.727	18-4
5. Notre Dame	7-3	.700	17-4
6. Florida State	7-4	.636	16-7
6. North Carolina	7-4	.636	15-8
8. Duke	6-4	.600	14-7
9. Georgia Tech	5-6	.455	14-9
10. Miami	4-6	.400	14-7
11. Clemson	4-7	.364	11-12
12. Boston College	3-8	.273	11-13
13. Virginia	2-9	.182	10-12
14. Pitt	1-9	.100	7-16
15. Wake Forest	0-10	.000	4-18

23-24 PREDICTED ORDER OF FINISH

TEAM (FIRST-PLACE VOTES)	POINTS
1. Virginia Tech (46)	1116
2. Notre Dame	1052
3. North Carolina	973
4. Louisville	867
5. Florida State	855
6. Miami	702
7. Duke	686
8. Nc State	652
9. Syracuse	504
10. Virginia	438
11. Clemson	395
12. Georgia Tech	342
13. Boston College	226
14. Wake Forest	192
15. Pitt	120

PRESEASON ALL-ACC TEAM

Ten-member Team

Elizabeth Kitley, Virginia Tech (46)
 Ta'Niya Latson, Florida State (4)
 Georgia Amoore, Virginia Tech (2)
 Olivia Miles, Notre Dame (3)
 Deja Kelly, North Carolina (1)
 Sonia Citron, Notre Dame (1)
 Dyaisha Fair, Syracuse (1)
 Alyssa Ustby, North Carolina
 Makayla Timpson, Florida State
 Olivia Cochran, Louisville (1)

PRESEASON ACC PLAYER OF THE YEAR

Elizabeth Kitley, Virginia Tech

NEWCOMER WATCH LIST

Hannah Hidalgo, Notre Dame
 Kiki Jefferson, Louisville
 Jayda Curry, Louisville
 Lexi Donarski, North Carolina
 Jadya Donovan, Duke



MILESTONES ACHIEVED IN THE 2023-24 SEASON

KITLEY SETS MARK FOR DOUBLE FIGURE SCORING GAMES

- With her 16 points vs. Iowa in the Ally Tipoff, Elizabeth Kitley became the program record holder for games scoring 10 or more points. She eclipsed Tere Williams' mark of 98.

BIG NIGHT AGAINST HOUSTON CHRISTIAN

- Tech scored 105 points in the win, tying the program record for most in a contest at Cassell Coliseum.
- The 69-point margin of victory, was the largest in program history.
- PG Georgia Amoore dished out 16 assists against the Huskies, which was also a program record.

KITLEY MAKES HISTORY IN THE CAYMAN ISLANDS

- Against Kansas in the Cayman Islands Classic, Kitley led the Hokies to a narrow victory with 31 points, 18 rebounds and five blocks. She became the first Hokie to ever record consecutive 30 & 10 games after also doing so against UNC Greensboro.
- It was the first time in 25 years that an ACC athlete had a statline of 30, 15 and five blocks.

KITLEY SETS MARK FOR CAREER STARTS

- With her start against LSU, Kitley became the program record holder for career starts eclipsing Regan Magarity's mark of 128.

KITLEY SETS MARK FOR CAREER STARTS

- After dishing out 14 assists against LIU, PG Georgia Amoore went over the 500 career assist mark, the second Hokie to do so along with career record holder Lisa Witherspoon.

BROOKS REACHES 500 CAREER WINS

- VT went to New Jersey and handedly beat Rutgers 84-59, securing Coach Brooks his 500th career victory as a head coach.
- He owns 337 wins from 14 seasons at James Madison and 163 and counting at Virginia Tech.

REBOUND QUEEN

- During the win over William & Mary, Kitley pulled down 13 rebounds, pushing her career tally to over 1,300 breaking Magarity's mark of 1,299 set in 2019.
- Not only is Kitley's total a VT record, it is also the ACC mark for most rebounds in a career.

DOMINANT DISPLAY IN ACC OPENER

- Tech opened ACC play with a lopsided 91-41 victory over visiting Pitt. The game saw several VT records set.
- The Hokies won by 50, a program record for an ACC game.
- Tech scored 91 points, a record for an ACC game at Cassell.
- VT scored 57 points in the second half, the most in a half in an ACC game in program history.
- It was the first time that six Hokies scored in double figures in an ACC game.

HOME COURT ADVANTAGE

- During the 2023 calendar year, Tech went 17-0 at home on Carilion Clinic Court at Cassell Coliseum, just the second time ever that the program went undefeated at home in a calendar year.
- Nine of those wins came against ACC competition, the longest such winning streak in program history.
- On Jan. 7, 2024 the Hokies had the first regular season sellout in program history as the capacity crowd of 8,925 cheered the Hokies on to a 63-62 victory over No. 3 NC State.

ANOTHER TOP 5 WIN

- The win over the Wolfpack was the program's second ever AP top 5 win at home.
- The first came on Jan. 28 against the second-ranked NC State Wolfpack in an overtime contest that the Hokies won 83-71.

GONE STREAKING

- VT is 5-26 all-time against NC State in a series dating back to 1980.
- Four of those victories have come under Coach Brooks in the last four seasons.
- Tech has won each of the last three games against the Wolfpack by margins of 12, 13 and one point.

THE PERFECT START

- For the first time in program history, the Hokies began the ACC slate 4-0 after defeating Pitt, Wake Forest, NC State and Miami.

CASSELL FIELD GOAL RECORD FALLS

- Against Clemson on Jan. 21 Kitley scored 15 field goals, setting the program record for the most in a single game at Cassell. She broke her own record of 14 that she had set in 2020.
- She then scored 15 against UVA on Feb. 1.

THROUGH 10 GAMES IN CONFERENCE PLAY

- The Hokies' 8-2 start to ACC play is the best through 10 games in the program's history in the conference.

A LOOK BACK AT THE 2022-23 SEASON

PROGRAM RECORDS SET IN 2022-23 BY THE TEAM

- Highest seed earned in NCAA Tournament
- First ACC Championship won (first appearance in title game).
- Most ACC games won in a single season (14)
- Longest ACC winning streak (the final eight of the season)
- Highest AP rank achieved (4)
- Longest streak of consecutive appearances in AP Poll (24).
- Most student attendance at a game in Coach Brooks era (1,052 vs. Nebraska regular season) and 1,650 at NCAA games.
- The 24 points that USC Upstate was held to is a program record.
- The six turnovers against Miami in the ACC Tournament tied the program record for the fewest in a single game.

PROGRAM RECORDS SET IN 2022-23 BY INDIVIDUALS

- PG Georgia Amoore recorded the program's first triple-double against Nebraska on Dec. 1, 2022. She scored 24 points, had 10 rebounds and 11 assists. At the time, all of those figures were career highs.
- Amoore also set the program's record for assists in ACC play for a career.
- Center Elizabeth Kitley became the program's all-time leading scorer and became the first Hokie to score 2,000 in her career.
- Kitley now owns the program record for field goals made.
- Kitley pulled down her 1,000th rebound, becoming the second woman in program history to accomplish the feat.

INDIVIDUAL HONORS EARNED IN 2022-23

- Amoore was named MVP of the ACC Tournament and the Most Outstanding Player of the Seattle 3 Regional.
- Kitley earned ACC Player of the Year for the second straight year. She became the first Hokie to earn three First Team All-ACC honors as well as the first Hokie to earn two All-Defensive Team nods.
- Kitley earned Second Team All-America honors, her second AP recognition of her career after being on the Third Team in 2021-22.
- Kitley was also named the Kay Yow Scholar Athlete of the Year for the second straight year.
- Amoore earned First Team All-ACC distinction as well.
- Amoore was named AP All-American Honorable Mention.
- Forward Taylor Soule was named to the ACC's Second Team. It was her fourth All-ACC honor of her career.
- Kitley was on numerous award watch lists including: the Naismith Award, Wooden Award, Wade Trophy, Lisa Leslie Award. She was named an AP Second Team All-American, CSC Academic All-American and a USBWA Second Team All-American.

OTHER MILESTONES ACHIEVED AT THE ACC TOURNAMENT

- VT held Duke to 37 points in the ACC semifinals. That mark tied a tournament record for fewest points scored.
- Against Miami in the quarterfinals, VT won by 26, a new largest margin of victory in that competition for the program.
- Tech defeated Louisville at home in the regular season, checking the final team that Kenny Brooks had not defeated in ACC play off. The Hokies beat the Cardinals again in the ACC Championship 75-67.

ACC TOURNAMENT HISTORY IN 2023

- VT became the first three seed to win ACC title since 2012 (Maryland).

ACC POSTSEASON AWARDS HAUL FOR THE HOKIES

- Kitley's selection as Player of the Year signals a third consecutive First Team All-ACC nod for the center, as she became the first Hokie to earn the honor three times. She was also included on the All-Defensive Team for the second consecutive season.
- PG Georgia Amoore was named to the ACC's First Team as well, the first postseason All-ACC Team made of her career. She was an Honorable Mention pick in 2022.
- Forward Taylor Soule was honored on the league's Second Team. It was her fourth All-ACC selection of her career.
- Forward D'asia Gregg was the third-highest vote getter in the category of Sixth Player of the Year.
- Head Coach Kenny Brooks was the third-highest vote getter for Coach of the Year.

TECH CONSISTENTLY PRODUCING ALL-AMERICANS

- For each of the last three seasons, Virginia Tech has had one or more athletes recognized by the AP.
- In 2021 Aisha Sheppard was an Honorable Mention selection.
- In 2022 Elizabeth Kitley was a Third Team selection.
- In 2023 Elizabeth Kitley was a Second Team selection and Georgia Amoore earned Honorable Mention.

RECAPPING THE ACC SEASON

- Tech earned nine wins in league play by 10 or more points including seven of the eight to close the season.
- The six road wins in ACC play are a program record, one more than the five won in 2021-22.
- VT started the league season 3-3 after a loss at Miami on Jan. 8. Afterwards, the Hokies won 11 of 12 with the lone loss coming to regular season champion Notre Dame.

SUCCESS AGAINST RANKED FOES IN 2022-23

- VT won seven straight games against teams that were ranked from February 6 to March 27.
 - at No. 22 NC State (73-61)
 - No. 19 FSU (84-70)
 - No. 9 Duke (61-45) THESE WERE THREE CONSECUTIVE GAMES
 - at No. 22 UNC (61-59)
 - No. 13 Duke (58-37)
 - No. 24 Tennessee (73-64)
 - No. 12 Ohio State (84-74)

CARLEIGH WENZEL

R-FRESHMAN 6-FOOT-0 GUARD

San Antonio, Texas (Antonian College Prep) • Major is criminology

#1



SEASON HIGHS

Points:	11 (3x), last vs. Pitt (12/31/23)
Rebounds	6 (2x), last vs NCSU (1/7/24)
Assists	5, vs. Radford (12/10/23)
Steals	2 (3x), last vs. CU (1/21/24)
Blocks	4, vs. High Point (11/6/23)
FG Made	4, vs. Iowa (11/9/23)
3-Pointers	2 (3x), last at UNC (2/4/24)
Free Throws	4, vs. Radford (12/10/23)
Minutes	31, vs. Miami (1/1/24)

CAREER HIGHS

Points:	11 (3x), last vs. Pitt (12/31/23)
Rebounds	6 (2x), last vs NCSU (1/7/24)
Assists	5, vs. Radford (12/10/23)
Steals	2 (3x), last vs. CU (1/21/24)
Blocks	4, vs. High Point (11/6/23)
FG Made	4, vs. Iowa (11/9/23)
3-Pointers	2 (3x), last at UNC (2/4/24)
Free Throws	4, vs. Radford (12/10/23)
Minutes	31, vs. Miami (1/1/24)

ACC HIGHS

Points:	11, vs. Pitt (12/31/23)
Rebounds	6 (2x), last vs NCSU (1/7/24)
Assists	4 (3x), last at Cuse (1/28/24)
Steals	2 (3x), last vs. CU (1/21/24)
Blocks	1, vs. NC State (1/7/24)
FG Made	3, vs. Pitt (12/31/23)
3-Pointers	2 (2x), last at UNC (2/4/24)
Free Throws	3, vs. Pitt (12/31/23)
Minutes	31, vs. Miami (1/1/24)

PRODUCTION TRACKER

	2023-24	Career
Scored 10+ Points	3	3
Scored 20+ Points	0	0
Scored 30+ Points	0	0
Led Tech in Scoring	0	0
Made 5+ 3FGs	0	0
Led Tech in 3FGM	2	2
Shot over 40% on 3FG (min. 4 attempts)	0	0
Had a Double-Double	0	0
Had 5+ Assists	1	1
Had Multiple Steals	3	3

2023-24 SEASON (R-FRESHMAN)

- Saw her first collegiate action in the opener vs. High Point.
- Recorded her first double figure scoring game vs. Iowa in the Ally Tipoff (11 points on 4-4 shooting)
- Helped close the NC State game and has a team-best +12 plus/minus in the game.
- Played for 31 minutes vs. Miami chipping in with four points, three rebounds, four assists and two steals.
- Made her first career start in the win over Clemson on Jan. 21.

2022-23 SEASON (FRESHMAN)

- Wenzel earned a redshirt.

PRIOR TO TECH (ANTONIAN PREP)

- In her prep career at O'Connor High School she played for two seasons scoring over 1,000 points with a career-high 37 in the first round of the playoff her sophomore season. Wenzel was named the Express News Newcomer of the Year her freshman season and the team's Offensive MVP the following season. With Antonian, Wenzel reached the 1,500-point plateau and earned a plethora of accolades
- She is a four star, 94-rated talent according to ESPN HoopGurlz. The 44th-highest rated player in the class of 2022, Wenzel is the tenth-highest rated guard.

MISC.

- Brother Brendan plays basketball at Wyoming, where he also wears #1 on his jersey.
- Favorite color is pink.

2023-24 GAME-BY-GAME STATS

OPPONENT	DATE	GP	GS	MIN	FG-FGA	PCT	3FG-FGA	PCT	FT-FTA	PCT	OFF	DEF	TOT	A	T/O	BLK	STL	PTS
High Point	Nov. 6	Y	N	18:46	3-4	.750	1-2	.500	0-0	.000	0	1	0	0	1	4	0	7
vs. Iowa	Nov. 9	Y	N	17:24	4-4	1.000	2-2	1.000	1-2	.500	0	1	1	0	1	1	0	11
Houston Christian	Nov. 16	Y	N	25:28	1-2	.500	1-2	.500	2-2	1.000	0	6	6	1	2	1	1	5
UNC Greensboro	Nov. 20	Y	N	22:27	2-3	.667	1-1	1.000	0-0	.000	0	3	3	1	0	0	0	5
vs. Kansas	Nov. 24	Y	N	26:34	0-3	.000	0-0	.000	1-2	.500	0	2	2	0	1	1	0	1
vs. Tulane	Nov. 25	Y	N	3:39	0-1	.000	0-1	.000	0-0	.000	0	0	0	1	1	0	0	0
at LSU	Nov. 30	Y	N	9:52	2-3	.666	1-2	.500	0-0	.000	0	0	0	1	2	0	0	5
Long Island	Dec. 6	Y	N	17:56	2-4	.500	1-1	1.000	0-0	.000	0	2	2	1	0	1	0	5
Radford	Dec. 10	Y	N	25:52	3-8	.375	1-2	.500	4-7	.571	2	2	4	5	3	1	1	11
at Rutgers	Dec. 17	Y	N	14:10	0-3	.000	0-2	.000	0-0	.000	0	1	1	1	1	1	0	0
William & Mary	Dec. 21	Y	N	13:33	2-3	.666	0-1	.000	1-1	1.000	1	1	2	0	0	0	0	5
Pitt*	Dec. 31	Y	N	19:03	3-5	.600	2-3	.666	3-4	.750	1	2	3	4	4	0	0	11
at Wake Forest*	Jan. 4	Y	N	8:57	0-0	.000	0-0	.000	0-0	.000	0	3	3	0	1	0	0	0
NC State*	Jan. 7	Y	N	15:17	0-2	.000	0-0	.000	0-0	.000	0	6	6	0	0	1	1	0
Miami*	Jan. 11	Y	N	30:29	1-6	.166	0-2	.000	2-2	1.000	0	3	3	4	1	0	2	4
at Florida State*	Jan. 14	Y	N	18:50	0-2	.000	0-0	.000	0-0	.000	0	1	1	0	1	0	2	0
at Duke*	Jan. 18	Y	N	21:42	0-4	.000	0-2	.000	2-4	.500	1	2	3	3	4	0	0	2
Clemson*	Jan. 21	Y	Y	20:55	2-5	.400	0-3	.000	3-4	.750	1	0	1	4	5	0	2	7
Georgia Tech*	Jan. 25	Y	N	24:50	3-6	.500	0-3	.000	1-1	1.000	0	1	1	0	0	0	0	7
at Syracuse*	Jan. 28	Y	N	18:38	2-3	.666	0-1	.000	2-2	1.000	0	4	4	4	1	0	1	6
Virginia*	Feb. 1	Y	N	9:34	0-2	.000	0-1	.000	0-0	.000	0	3	3	1	0	0	0	0
at North Carolina*	Feb. 4	Y	N	12:08	2-3	.666	2-3	.666	0-0	.000	0	3	3	2	1	0	0	6
at NC State*	Feb. 8																	
Boston College*	Feb. 11																	
Duke*	Feb. 15																	
at Louisville*	Feb. 18																	
North Carolina*	Feb. 25																	
at Notre Dame*	Feb. 29																	
at Virginia*	March 3																	

CAREER STATS

	GP-GS	MIN	AVG	FG-FGA	FG%	3FG-FGA	3FG%	FT-FTA	FT%	OFF-DEF-TOT	AVG	AST	AVG	TO	BLK	STL	PTS	AVG
2022-23	0-0	0	0.0	0-0	.000	0-0	.000	0-0	.000	0-0-0	0.0	0	0.0	0	0	0	0	0.0
2023-24	22-1	391	17.8	33-76	.421	12-34	.353	22-31	.710	6-47-53	2.4	37	1.5	30	10	9	98	4.5
TOTAL	22-1	391	17.8	33-76	.421	12-34	.353	22-31	.710	6-47-53	2.4	37	1.5	30	10	9	98	4.5

GABBY BROOKS

FRESHMAN 5-FOOT-10 GUARD

Harrisonburg, Va. (Blacksburg High) • Major is human nutrition, food and exercise

#2



SEASON HIGHS

Points:	-
Rebounds	-
Assists	-
Steals	-
Blocks	-
FG Made	-
3-Pointers	-
Free Throws	-
Minutes	-

CAREER HIGHS

Points:	-
Rebounds	-
Assists	-
Steals	-
Blocks	-
FG Made	-
3-Pointers	-
Free Throws	-
Minutes	-

ACC HIGHS

Points:	-
Rebounds	-
Assists	-
Steals	-
Blocks	-
FG Made	-
3-Pointers	-
Free Throws	-
Minutes	-

PRODUCTION TRACKER

	2023-24	Career
Scored 10+ Points	0	0
Scored 20+ Points	0	0
Scored 30+ Points	0	0
Led Tech in Scoring	0	0
Made 5+ 3FGs	0	0
Led Tech in 3FGM	0	0
Shot over 40% on 3FG (min. 4 attempts)	0	0
Had a Double-Double	0	0
Had 5+ Assists	0	0
Had Multiple Steals	0	0

2023-24 SEASON (FRESHMAN)

- Will earn a redshirt.

PRIOR TO TECH (BLACKSBURG)

- Played basketball for four years at Blacksburg.
- Also competed in volleyball for four seasons.

PERSONAL

- Daughter of Kenny and Chrissy Brooks.
- Older sisters Kendyl and Chloe played hoops at Tech.
- Father played at JMU where he is the winningest coach in women's basketball history and a Hall of Famer.
- Plans to major in human nutrition, food and exercise and wants to be a pediatric physician's assistant.

2023-24 GAME-BY-GAME STATS

OPPONENT	DATE	GP	GS	MIN	FG-FGA	PCT	3FG-FGA	PCT	FT-FTA	PCT	OFF	DEF	TOT	A	T/O	BLK	STL	PTS	
High Point	Nov. 6	DNP																	
vs. Iowa	Nov. 9	DNP																	
Houston Christian	Nov. 16	DNP																	
UNC Greensboro	Nov. 20	DNP																	
vs. Kansas	Nov. 24	DNP																	
vs. Tulane	Nov. 25	DNP																	
at LSU	Nov. 30	DNP																	
Long Island	Dec. 6	DNP																	
Radford	Dec. 10	DNP																	
at Rutgers	Dec. 17	DNP																	
William & Mary	Dec. 21	DNP																	
Pitt*	Dec. 31	DNP																	
at Wake Forest*	Jan. 4	DNP																	
NC State*	Jan. 7	DNP																	
Miami*	Jan. 11	DNP																	
at Florida State*	Jan. 14	DNP																	
at Duke*	Jan. 18	DNP																	
Clemson*	Jan. 21	DNP																	
Georgia Tech*	Jan. 25	DNP																	
at Syracuse*	Jan. 28	DNP																	
Virginia*	Feb. 1	DNP																	
at North Carolina*	Feb. 4	DNP																	
at NC State*	Feb. 8																		
Boston College*	Feb. 11																		
Duke*	Feb. 15																		
at Louisville*	Feb. 18																		
North Carolina*	Feb. 25																		
at Notre Dame*	Feb. 29																		
at Virginia*	March 3																		

CAREER STATS

	GP-GS	MIN	AVG	FG-FGA	FG%	3FG-FGA	3FG%	FT-FTA	FT%	OFF-DEF-TOT	AVG	AST	AVG	TO	BLK	STL	PTS	AVG
2023-24	0-0	0	0.0	0-0	.000	0-0	.000	0-0	.000	0-0-0	0.0	0	0.0	0	0	0	0	0.0
TOTAL	same	same	same	same	same	same	same	same	same	same	same	same	same	same	same	same	same	same

MACKENZIE NELSON

FRESHMAN 5-FOOT-8 GUARD

Greenwich, Ct. (St. Luke's) • Major is human nutrition, food and exercise

#3



SEASON HIGHS

Points:	-
Rebounds	-
Assists	-
Steals	-
Blocks	-
FG Made	-
3-Pointers	-
Free Throws	-
Minutes	-

CAREER HIGHS

Points:	-
Rebounds	-
Assists	-
Steals	-
Blocks	-
FG Made	-
3-Pointers	-
Free Throws	-
Minutes	-

ACC HIGHS

Points:	-
Rebounds	-
Assists	-
Steals	-
Blocks	-
FG Made	-
3-Pointers	-
Free Throws	-
Minutes	-

PRODUCTION TRACKER

	2023-24	Career
Scored 10+ Points	0	0
Scored 20+ Points	0	0
Scored 30+ Points	0	0
Led Tech in Scoring	0	0
Made 5+ 3FGs	0	0
Led Tech in 3FGM	0	0
Shot over 40% on 3FG (min. 4 attempts)	0	0
Had a Double-Double	0	0
Had 5+ Assists	0	0
Had Multiple Steals	0	0

2023-24 SEASON (FRESHMAN)

- Will earn a redshirt.

NICKNAME

- Goes by Mackie

PERSONAL

- Daughter of Robbie and Drury Nelson
- Studying human nutrition, food and exercise

PRIOR TO TECH (ST. LUKE'S)

- Ranked 65 in 2023 ESPN HoopGurlz recruiting rankings.
- Played club ball for Team Exodus NYC EYBL. Made it to the 2022 EYBL finals and scored 18 points in the game.
- Played for St. Luke's for three seasons, where she was a captain each year. Led her team to NEPSAC championship game where she scored 45 points. Scored 1,000 points her senior season and was FAA All-First Team, All-NEPSAC and was the Connecticut Gatorade Player of the Year. Nelson was selected to be a part of the Jr. NBA Court of Leaders. Also played soccer for two seasons.
- Played for Greenwich for one season with coach Chrys Hernandez. She was first team All-State as a freshman. Totaled 530 points, 136 rebounds and 89 steals in 23 games.

2023-24 GAME-BY-GAME STATS

OPPONENT	DATE	GP	GS	MIN	FG-FGA	PCT	3FG-FGA	PCT	FT-FTA	PCT	OFF	DEF	TOT	A	T/O	BLK	STL	PTS	
High Point	Nov. 6	DNP																	
vs. Iowa	Nov. 9	DNP																	
Houston Christian	Nov. 16	DNP																	
UNC Greensboro	Nov. 20	DNP																	
vs. Kansas	Nov. 24	DNP																	
vs. Tulane	Nov. 25	DNP																	
at LSU	Nov. 30	DNP																	
Long Island	Dec. 6	DNP																	
Radford	Dec. 10	DNP																	
at Rutgers	Dec. 17	DNP																	
William & Mary	Dec. 21	DNP																	
Pitt*	Dec. 31	DNP																	
at Wake Forest*	Jan. 4	DNP																	
NC State*	Jan. 7	DNP																	
Miami*	Jan. 11	DNP																	
at Florida State*	Jan. 14	DNP																	
at Duke*	Jan. 18	DNP																	
Clemson*	Jan. 21	DNP																	
Georgia Tech*	Jan. 25	DNP																	
at Syracuse*	Jan. 28	DNP																	
Virginia*	Feb. 1	DNP																	
at North Carolina*	Feb. 4	DNP																	
at NC State*	Feb. 8																		
Boston College*	Feb. 11																		
Duke*	Feb. 15																		
at Louisville*	Feb. 18																		
North Carolina*	Feb. 25																		
at Notre Dame*	Feb. 29																		
at Virginia*	March 3																		

CAREER STATS

	GP-GS	MIN	AVG	FG-FGA	FG%	3FG-FGA	3FG%	FT-FTA	FT%	OFF-DEF-TOT	AVG	AST	AVG	TO	BLK	STL	PTS	AVG
2023-24	0-0	0	0.0	0-0	.000	0-0	.000	0-0	.000	0-0-0	0.0	0	0.0	0	0	0	0	0.0
TOTAL	same	same	same	same	same	same	same	same	same	same	same	same	same	same	same	same	same	same

ROSE MICHEAUX

JUNIOR 6-FOOT-2 FORWARD

Wayne, Mich. (Wayne Memorial High/Minnesota) • Major is sociology

#4



SEASON HIGHS

Points:	13, at Wake Forest (1/4/24)
Rebounds	8, vs. High Point (11/6/23)
Assists	2, vs. HCU (11/16/23)
Steals	1, vs. Radford (12/10/23)
Blocks	1 (4x), last vs. Pitt (12/31/23)
FG Made	6, vs. HCU (11/16/23)
3-Pointers	-
Free Throws	4, at Rutgers (12/17/23)
Minutes	27, vs. High Point (11/6/23)

CAREER HIGHS

Points:	31, at Penn State (1/18/23)
Rebounds	15, at Purdue (1/8/23)
Assists	2 (2x), last vs. LU (11/27/22)
Steals	3, vs. Presbyterian (11/20/22)
Blocks	3 (2x), last at Mich. St. (2/22/23)
FG Made	14, at Penn State (1/18/23)
3-Pointers	-
Free Throws	7, vs. UNC (12/1/21)
Minutes	35, at Illinois (2/5/23)

ACC HIGHS

Points:	13, at Wake Forest (1/4/24)
Rebounds	7, at Wake Forest (1/4/24)
Assists	1, vs. Miami (1/11/24)
Steals	-
Blocks	1, vs. Pitt (12/31/23)
FG Made	5, at Wake Forest (1/4/24)
3-Pointers	-
Free Throws	3, at Wake Forest (1/4/24)
Minutes	18, at Wake Forest (1/4/24)

PRODUCTION TRACKER

	2023-24	Career
Scored 10+ Points	3	27
Scored 20+ Points	0	5
Scored 30+ Points	0	1
Led Tech in Scoring	0	0
Had 10+ Rebounds	0	11
Led Tech in Rebounds	0	0
Shot over 50% on FG (min. 5 attempts)	3	30
Had a Double-Double	0	9
Had 5+ Assists	0	0
Had Multiple Blocks	0	5

2023-24 SEASON (JUNIOR)

- Recorded her first double figure scoring game at VT vs. HCU going 6-7 for 12 points in 17 minutes of action.

PRIOR TO TECH (MINNESOTA)

- Micheaux, a junior, played at Minnesota where she featured in 60 career games, scoring 9.28 points per game shooting 55% from the field. She also pulled down 5.87 rebounds per game.
- This past season, the Wayne, Michigan native was second on the Gophers at 13.8 ppg. and she led the team in rebounds at 7.9, a mark that was fourth in the Big Ten.
- Micheaux stands at 6-foot-2 and was an Honorable Mention Big Ten performer this past season after recording nine double-doubles. She scored a career-best 31 points on 14 of 18 shooting from the floor in a January 18 victory at Penn State. She also boasts a career best of 15 rebounds in a single contest.

HIGH SCHOOL (WAYNE MEMORIAL)

- A four-star recruit, the No. 75 player overall in the country and the No. 9 power forward according to ProspectNation.com
- Michigan Miss Basketball finalist and First Team All-State as a senior after averaging 23 points and 12 rebounds per contest.
- Named First Team all-state and all-region as a junior as she averaged 26.4 points, 14.0 rebounds, 3.2 blocks, 2.6 assists and 1.8 steals per contest while shooting 64 percent from the floor ... helped lead her team to district and regional championships and an appearance in the Final Four in her first two seasons at Wayne and a third district championship a year ago before COVID-19 brought the season to an end ... played AAU for 1Nation Detroit.

2023-24 GAME-BY-GAME STATS

OPPONENT	DATE	GP	GS	MIN	FG-FGA	PCT	3FG-FGA	PCT	FT-FTA	PCT	OFF	DEF	TOT	A	T/O	BLK	STL	PTS
High Point	Nov. 6	Y	Y	26:11	3-5	.600	0-0	.000	0-0	.000	2	6	8	0	5	1	0	6
vs. Iowa	Nov. 9	Y	Y	7:03	0-1	.000	0-0	.000	0-0	.000	0	1	1	0	1	0	0	0
Houston Christian	Nov. 16	Y	Y	16:44	6-7	.857	0-0	.000	0-2	.000	3	3	6	2	0	1	0	12
UNC Greensboro	Nov. 20	Y	Y	19:46	4-8	.500	0-0	.000	0-0	.000	2	3	5	0	2	0	0	8
vs. Kansas	Nov. 24	Y	Y	16:35	2-2	1.000	0-0	.000	2-2	1.000	2	2	4	1	3	0	0	6
vs. Tulane	Nov. 25	Y	Y	20:57	1-4	.250	0-0	.000	0-0	.000	0	4	4	1	1	1	0	2
at LSU	Nov. 30	Y	N	14:21	2-3	.666	0-0	.000	0-0	.000	4	2	6	0	2	0	0	4
Long Island	Dec. 6	Y	Y	10:38	0-2	.000	0-0	.000	0-0	.000	2	1	3	1	0	0	0	0
Radford	Dec. 10	Y	Y	16:28	2-4	.500	0-0	.000	0-0	.000	1	2	3	2	1	0	1	4
at Rutgers	Dec. 17	Y	Y	15:52	2-4	.500	0-0	.000	4-6	.666	2	1	3	1	0	0	0	8
William & Mary	Dec. 21	Y	Y	7:39	0-0	.000	0-0	.000	0-0	.000	0	1	1	0	0	0	0	0
Pitt*	Dec. 31	Y	Y	12:36	1-2	.500	0-0	.000	0-0	.000	2	0	2	0	0	1	0	2
at Wake Forest*	Jan. 4	Y	Y	17:59	5-6	.833	0-0	.000	3-5	.600	4	3	7	1	0	0	0	13
NC State*	Jan. 7	Y	Y	6:37	0-0	.000	0-0	.000	0-0	.000	0	0	0	0	0	0	0	0
Miami*	Jan. 11	Y	Y	6:41	0-1	.000	0-0	.000	3-4	.750	2	2	4	1	0	0	0	3
at Florida State*	Jan. 14	Y	Y	11:54	5-7	.714	0-0	.000	2-2	1.000	1	0	1	0	2	0	0	12
at Duke*	Jan. 18	Y	Y	6:50	0-3	.000	0-0	.000	0-0	.000	0	3	3	0	1	0	0	0
Clemson*	Jan. 21	Y	N	3:10	0-0	.000	0-0	.000	0-0	.000	0	1	1	0	1	0	0	0
Georgia Tech*	Jan. 25	Y	N	1:35	0-0	.000	0-0	.000	0-0	.000	1	0	1	0	0	0	0	0
at Syracuse*	Jan. 28	DNP																
Virginia*	Feb. 1	DNP																
at North Carolina*	Feb. 4	DNP																
at NC State*	Feb. 8																	
Boston College*	Feb. 11																	
Duke*	Feb. 15																	
at Louisville*	Feb. 18																	
North Carolina*	Feb. 25																	
at Notre Dame*	Feb. 29																	
at Virginia*	March 3																	

CAREER STATS

	GP-GS	MIN	AVG	FG-FGA	FG%	3FG-FGA	3FG%	FT-FTA	FT%	OFF-DEF-TOT	AVG	AST	AVG	TO	BLK	STL	PTS	AVG
2021-22	30-16	437	14.5	63-95	.663	0-0	.000	16-25	.640	53-69-122	4.07	7	0.23	43	8	15	142	4.73
2022-23	30-30	815	27.1	174-335	.519	0-0	.000	67-105	.638	90-146-415	7.87	15	0.50	86	22	18	415	13.8
2023-24	19-16	240	12.6	33-59	.559	0-1	.000	14-21	.667	28-35-63	3.3	10	0.77	19	5	0	80	4.2
TOTAL	79-62	1492	19.9	270-489	.552	0-1	.000	97-151	.642	171-250-421	5.33	32	0.38	148	35	33	637	8.0

GEORGIA AMOORE

SENIOR 5-FOOT-6 GUARD

Ballarat, Victoria, Australia (Ballarat Rush) • Majoring in sociology

#5



SEASON HIGHS

Points:	31, vs. Iowa (11/9/23)
Rebounds	5 (2x), last vs. W&M (12/1/23)
Assists	16, vs. HCU (11/16/23)
Steals	2 (2x), last vs. NCSU (1/7/24)
Blocks	3, vs. Radford (12/10/23)
FG Made	11, at LSU (11/30/23)
3-Pointers	7, vs. Iowa (11/9/23)
Free Throws	6, vs. Miami (1/11/24)
Minutes	45, at UNC (2/4/24)

CAREER HIGHS

Points:	31, vs. Iowa (11/9/23)
Rebounds	10, vs. Nebraska (12/1/22)
Assists	16, vs. HCU (11/16/23)
Steals	4, at Miami (2/11/21)
Blocks	2 (2x), last vs. LIU (12/6/23)
FG Made	11, at NC State (2/6/23)
3-Pointers	7 (2x), last vs. Iowa (11/9/23)
Free Throws	10, vs. Louisville (3/5/23)
Minutes	45 (2x), last at UNC (2/4/24)

ACC HIGHS

Points:	27, at NC State (2/6/23)
Rebounds	6 (2x), last at NC State (1/23/22)
Assists	14, vs. UVA (2/1/2024)
Steals	4, at Miami (2/11/21)
Blocks	2, vs. UNC (1/31/21)
FG Made	11, at NC State (2/6/23)
3-Pointers	6 (2x), last vs. FSU (2/12/23)
Free Throws	6, vs. Miami (1/11/24)
Minutes	45, at UNC (2/4/24)

PRODUCTION TRACKER

	2023-24	Career
Scored 10+ Points	19	82
Scored 20+ Points	10	31
Scored 30+ Points	1	1
Led Tech in Scoring	6	28
Made 5+ 3FGs	2	16
Led Tech in 3FGM	9	47
Shot over 40% on 3FG	5	50
Had a Double-Double	6	9
Had 5+ Assists	15	63
Had Multiple Steals	3	21

CAREER STATS

	GP-GS	MIN	AVG	FG-FGA	FG%	3FG-FGA	3FG%	FT-FTA	FT%	OFF-DEF-TOT	AVG	AST	AVG	TO	BLK	STL	PTS	AVG
2020-21	25-23	788	31.5	102-262	.389	57-144	.396	34-41	.829	8-52-60	2.4	115	4.6	75	4	20	295	11.8
2021-22	33-33	1095	33.2	129-320	.403	70-175	.400	40-50	.800	4-75-79	2.3	145	4.4	76	1	32	368	11.1
2022-23	36-36	1321	36.6	195-514	.379	118-342	.345	80-100	.800	9-98-107	3.0	178	4.9	100	3	25	588	16.3
2023-24	21-21	723	34.1	138-330	.418	54-168	.321	42-48	.875	6-47-53	2.5	160	7.6	65	10	17	372	17.7
TOTAL	115-113	3930	34.0	564-1426	.396	299-829	.361	196-239	.820	27-272-299	2.6	598	5.2	316	18	94	1623	14.1

CLIMBING THE CHARTS

- Ranks second at VT in total assists (598)
- Ranks second at VT in 3FG (299)
- Ranks seventh at VT in scoring (1,623)
- Ranks ninth at VT in FG made (564)
- Ninth at VT in double figure scoring games (82)

PROGRAM RECORDS HELD

- Dished out a single-game program record 16 assists vs. HCU on Nov. 16, 2023.
- Owns the most assists in a two-game span in program history (24 vs. HCU and UNCG).
- Recorded the program's first triple-double on Dec. 1, 2022 vs. Nebraska. She finished with 24 points, 10 rebounds and 11 assists, career highs in each category.

MISC.

- Co-host of The Queens of Cassell podcast with her roommate Elizabeth Kitley.
- Younger sister Gemma signed an NLI to play at Sacramento State.
- Named Top Dawg at Kelsey Plum's Dawg Class (April 2023).

CAREER HONORS

- Seattle 3 Region Most Outstanding Player
- MVP of ACC Tournament in 2023
- First Team All-ACC 2023
- 2023 AP All-America Honorable Mention
- Two-time ACC All-Tournament Team First Team
- Scored her 1,000th career point vs. FSU (Feb. 12, 2023)
- Had her first career double-double on Dec. 11, 2022 vs. UNC Asheville.
- 2022 Honorable Mention All-ACC
- 2021 ACC All-Freshman Team
- Two-time ACC All-Academic Team

2023-24 SEASON (SENIOR)

- Scored a career best 31 points in the Ally Tipoff vs. Iowa in the second game of the season.
- Between the HCU & UNCG games, had an assist to turnover ratio of 24.0.
- Became the second woman in VT history to record 500 assists.
- Missed the first game of her career Jan. 21.
- ACC Player of the Week Jan. 29
- AP Player of the Week Jan. 30
- Recorded consecutive dbl-dbls for first time vs. UVA and at UNC.

2023-24 GAME-BY-GAME STATS

OPPONENT	DATE	GP	GS	MIN	FG-FGA	PCT	3FG-FGA	PCT	FT-FTA	PCT	OFF	DEF	TOT	A	T/O	BLK	STL	PTS
High Point	Nov. 6	Y	Y	31:21	6-13	.461	2-7	.285	0-0	.000	0	3	3	9	1	0	1	14
vs. Iowa	Nov. 9	Y	Y	39:58	10-23	.434	7-14	.500	4-4	1.000	0	1	1	3	3	0	0	31
Houston Christian	Nov. 16	Y	Y	27:26	4-8	.500	2-5	.400	0-0	.000	0	2	2	16	1	0	0	10
UNC Greensboro	Nov. 20	Y	Y	36:47	4-15	.266	1-8	.125	0-0	.000	0	4	4	8	0	1	1	9
vs. Kansas	Nov. 24	Y	Y	38:38	6-16	.375	2-7	.285	0-0	.000	0	3	3	7	9	0	0	14
vs. Tulane	Nov. 25	Y	Y	40:00	9-16	.562	3-8	.375	3-4	.750	1	4	5	7	4	0	1	24
at LSU	Nov. 30	Y	Y	40:00	11-24	.458	1-9	.111	2-2	1.000	0	2	2	3	3	0	0	25
Long Island	Dec. 6	Y	Y	31:24	3-8	.375	2-5	.400	2-2	1.000	0	3	3	14	2	2	1	10
Radford	Dec. 10	Y	Y	25:07	6-13	.460	1-6	.166	2-2	1.000	0	1	1	3	1	3	0	15
at Rutgers	Dec. 17	Y	Y	31:34	6-14	.428	5-10	.500	1-2	.500	0	4	4	8	2	2	0	18
William & Mary	Dec. 21	Y	Y	34:47	4-14	.285	2-7	.285	2-2	1.000	1	4	5	7	3	1	1	12
Pitt*	Dec. 31	Y	Y	30:15	7-13	.538	3-8	.375	3-3	1.000	1	2	3	3	3	0	2	20
at Wake Forest*	Jan. 4	Y	Y	38:47	8-18	.444	3-8	.375	1-2	.500	1	0	1	10	2	0	1	20
NC State*	Jan. 7	Y	Y	40:00	9-24	.375	3-11	.272	0-0	.000	0	2	2	7	5	0	2	21
Miami*	Jan. 11	Y	Y	34:13	4-13	.307	2-10	.200	6-7	.857	0	3	3	6	7	0	2	16
at Florida State*	Jan. 14	Y	Y	32:00	6-17	.352	1-6	.166	0-0	.000	0	0	0	8	4	0	0	13
at Duke*	Jan. 18	Y	Y	20:25	2-8	.250	2-7	.285	0-0	.000	0	0	0	0	4	0	0	6
Clemson*	Jan. 21		DNP															
Georgia Tech*	Jan. 25	Y	Y	34:31	9-16	.562	4-7	.571	2-2	1.000	0	1	1	13	2	0	1	24
at Syracuse*	Jan. 28	Y	Y	28:37	10-17	.588	3-7	.428	6-6	1.000	0	4	4	3	4	0	1	29
Virginia*	Feb. 1	Y	Y	40:00	8-19	.421	2-9	.222	2-2	1.000	1	1	2	14	2	0	1	20
at North Carolina*	Feb. 4	Y	Y	45:00	6-21	.285	3-9	.333	6-8	.750	1	3	4	11	3	0	1	21
at NC State*	Feb. 8																	
Boston College*	Feb. 11																	
Duke*	Feb. 15																	
at Louisville*	Feb. 18																	
North Carolina*	Feb. 25																	
at Notre Dame*	Feb. 29																	
at Virginia*	March 3																	

CARYS BAKER

FRESHMAN 6-FOOT-2 FORWARD

West Hartford, Ct. (Loomis Chaffee) • Major is communications

#10



SEASON HIGHS

Points:	18, vs. LIU (12/6/23)
Rebounds	4, vs. Radford (12/10/23)
Assists	2, vs. William & Mary (12/21/23)
Steals	2, vs. Radford (12/10/23)
Blocks	2, vs. Radford (12/10/23)
FG Made	7, vs. LIU (12/6/23)
3-Pointers	4, vs. LIU (12/6/23)
Free Throws	4, vs. William & Mary (12/21/23)
Minutes	21, vs. Radford (12/10/23)

CAREER HIGHS

Points:	18, vs. LIU (12/6/23)
Rebounds	4, vs. Radford (12/10/23)
Assists	2, vs. William & Mary (12/21/23)
Steals	2, vs. Radford (12/10/23)
Blocks	2, vs. Radford (12/10/23)
FG Made	7, vs. LIU (12/6/23)
3-Pointers	4, vs. LIU (12/6/23)
Free Throws	4, vs. William & Mary (12/21/23)
Minutes	21, vs. Radford (12/10/23)

ACC HIGHS

Points:	9, vs. Pitt (12/31/23)
Rebounds	3 (2x), last vs. UVA (2/1/24)
Assists	-
Steals	-
Blocks	1, vs. Pitt (12/31/23)
FG Made	3, vs. Pitt (12/31/23)
3-Pointers	3, vs. Pitt (12/31/23)
Free Throws	-
Minutes	15, vs. Pitt (12/31/23)

PRODUCTION TRACKER

	2023-24	Career
Scored 10+ Points	2	2
Scored 20+ Points	0	0
Scored 30+ Points	0	0
Led Tech in Scoring	0	0
Made 5+ 3FGs	0	0
Led Tech in 3FGM	4	4
Shot over 40% on 3FG (min. 4 attempts)	2	2
Had a Double-Double	0	0
Had 5+ Assists	0	0
Had Multiple Steals	1	1

2023-24 SEASON (FRESHMAN)

- Made her first appearance in the season opener vs. High Point scoring a 3-point basket.
- Recorded her first double figure scoring game vs. LIU scoring 18 points on a night where she hit four 3's.

PRIOR TO TECH (LOOMIS CHAFFEE)

- Ranked 58 in 2023 ESPN HoopGurlz recruiting rankings.
- Played club ball for Team Exodus NYC EYBL for three years with coach Thomas Davis.
- Played for Loomis Chaffee for five years and was an NEPSAC Class A champion in 2021-22. Also played volleyball for two years in high school.

PERSONAL

- Birthday is March 15
- Daughter of Maura Rodgers and Vin Baker
- Plans to major in sports media and analytics and wants to be a sports broadcaster
- Father Vin played hoops at Hartford (class of 1993) and is in that school's Hall of Fame. He played 15 seasons in the NBA and was a four-time All-Star. Baker is currently an assistant coach for the Milwaukee Bucks.
- Mother Maura played hoops at Hartford (class of 1993).

2023-24 GAME-BY-GAME STATS

OPPONENT	DATE	GP	GS	MIN	FG-FGA	PCT	3FG-FGA	PCT	FT-FTA	PCT	OFF	DEF	TOT	A	T/O	BLK	STL	PTS
High Point	Nov. 6	Y	N	10:03	1-3	.333	1-2	.500	0-0	.000	0	0	0	0	0	0	0	3
vs. Iowa	Nov. 9	Y	N	13:22	1-1	1.000	1-1	1.000	0-0	.000	0	0	0	0	2	0	0	3
Houston Christian	Nov. 16	Y	N	14:01	2-3	.666	2-3	.666	2-2	1.000	0	1	1	0	0	1	0	8
UNC Greensboro	Nov. 20	Y	N	5:57	2-3	.666	1-1	1.000	0-0	.000	0	1	1	0	0	0	0	5
vs. Kansas	Nov. 24	Y	N	10:04	0-0	.000	0-0	.000	0-0	.000	0	0	0	0	0	1	0	0
vs. Tulane	Nov. 25	Y	N	4:54	0-0	.000	0-0	.000	0-0	.000	0	0	0	0	0	0	1	0
at LSU	Nov. 30	Y	N	17:03	0-1	.000	0-0	.000	0-0	.000	2	0	2	0	1	0	0	0
Long Island	Dec. 6	Y	N	18:28	7-9	.777	4-6	.666	0-1	.000	2	1	3	1	1	1	1	18
Radford	Dec. 10	Y	N	21:04	3-8	.375	2-6	.333	1-2	.500	3	1	4	0	0	2	2	9
at Rutgers	Dec. 17	Y	N	9:37	0-1	.000	0-1	.000	0-0	.000	0	1	1	0	1	0	0	0
William & Mary	Dec. 21	Y	N	16:16	3-5	.600	3-5	.600	4-4	1.000	0	1	1	2	0	0	0	13
Pitt*	Dec. 31	Y	N	14:05	3-3	1.000	3-3	1.000	0-0	.000	1	2	3	0	0	1	0	9
at Wake Forest*	Jan. 4	Y	N	12:24	1-1	1.000	1-1	1.000	0-0	.000	0	1	1	0	0	0	0	3
NC State*	Jan. 7	Y	N	24:01	2-6	.333	2-6	.333	0-0	.000	0	2	2	0	0	1	1	6
Miami*	Jan. 11	Y	N	12:32	0-1	.000	0-1	.000	0-0	.000	0	2	2	0	0	0	0	0
at Florida State*	Jan. 14	Y	N	5:36	1-2	.500	1-2	.500	0-0	.000	0	1	1	0	0	0	0	3
at Duke*	Jan. 18	Y	N	14:28	0-2	.000	0-2	.000	0-0	.000	0	0	0	0	1	0	0	0
Clemson*	Jan. 21	Y	N	4:11	0-1	.000	0-1	.000	0-0	.000	0	0	0	0	2	0	0	0
Georgia Tech*	Jan. 25	Y	N	6:53	1-3	.333	1-3	.333	0-0	.000	1	0	0	0	0	0	0	3
at Syracuse*	Jan. 28	Y	N	4:08	0-1	.000	0-0	.000	0-0	.000	0	0	0	0	0	0	0	0
Virginia*	Feb. 1	Y	N	9:31	2-5	.400	1-4	.250	0-0	.000	1	2	3	1	0	0	0	5
at North Carolina*	Feb. 4	Y	N	1:49	0-0	.000	0-0	.000	0-0	.000	0	0	0	0	0	0	0	0
at NC State*	Feb. 8																	
Boston College*	Feb. 11																	
Duke*	Feb. 15																	
at Louisville*	Feb. 18																	
North Carolina*	Feb. 25																	
at Notre Dame*	Feb. 29																	
at Virginia*	March 3																	

CAREER STATS

	GP-GS	MIN	AVG	FG-FGA	FG%	3FG-FGA	3FG%	FT-FTA	FT%	OFF-DEF-TOT	AVG	AST	AVG	TO	BLK	STL	PTS	AVG
2023-24	22-0	247	11.2	29-59	.492	23-48	.479	7-9	.778	10-16-26	1.2	3	0.2	8	7	5	88	4.0
TOTAL	22-0	247	11.2	29-59	.492	23-48	.479	7-9	.778	10-16-26	1.2	3	0.2	8	7	5	88	4.0

MATILDA EKH

JUNIOR 6-FOOT-0 GUARD/FORWARD

Västerås, Sweden (Riksbasketgymnasiet Luleå/Michigan State) • Major is PPE

#11



SEASON HIGHS

Points:	25, at Rutgers (12/17/23)
Rebounds	8, at UNC (2/4/24)
Assists	6, at Rutgers (12/17/23)
Steals	1 (4x), last at Rutgers (12/17/23)
Blocks	2 (2x), last vs. UNCG (11/20/23)
FG Made	9, at Rutgers (12/17/23)
3-Pointers	7, at Rutgers (12/17/23)
Free Throws	4 (2x), last vs. UNCG (11/20/23)
Minutes	36, vs. Kansas (11/24/23)

CAREER HIGHS

Points:	27, at Ohio State (1/12/22)
Rebounds	8 (3x), last at UNC (2/4/24)
Assists	6 (2x), last at Rutgers (12/17/22)
Steals	4 (2x), last vs. NW (1/16/22)
Blocks	3, vs. Minnesota (1/23/22)
FG Made	9, at Ohio State (1/12/22)
3-Pointers	7, at Rutgers (12/17/23)
Free Throws	10, vs. Minnesota (2/22/23)
Minutes	49, vs. FGCU (12/20/21)

ACC HIGHS

Points:	16 (2x), last vs. CU (1/21/24)
Rebounds	8, at UNC (2/4/24)
Assists	3, vs. Pitt (12/31/23)
Steals	2, at Duke (1/18/24)
Blocks	1 (2x), last at FSU (1/14/24)
FG Made	6, vs. Pitt (12/31/23)
3-Pointers	4 (3x), last vs. CU (1/21/24)
Free Throws	2, at FSU (1/14/24)
Minutes	37 (2x), last vs. CU (1/21/24)

PRODUCTION TRACKER

	2023-24	Career
Scored 10+ Points	14	52
Scored 20+ Points	1	10
Scored 30+ Points	0	0
Lead Tech in Scoring	1	1
Made 5+ 3FGs	1	10
Lead Tech in 3FGM	12	12
Shot over 40% on 3FG	11	41
Had a Double-Double	0	0
Had 5+ Assists	1	4
Had Multiple Steals	0	10

2023-24 SEASON (JUNIOR)

- Recorded 25 points and a career-high seven 3-pointers at Rutgers.
- The Jan. 7 contest against No. 3 NC State was the first time this season that she didn't score a 3-point basket.

PRIOR TO TECH (MICHIGAN STATE)

- Ekh, a Västerås, Sweden native played for two seasons at Michigan State where started 57 of 59 career games. The 6-foot-0 wing player averaged 11.8 points per game in both of her seasons in East Lansing and contributed three rebounds a game and two assists as well.
- A career 39% shooter from beyond the arc, Ekh made 69 in both seasons for a total of 138.
- In 2022 she was a Big Ten All-Freshman Team selection and has twice been an All-Big Ten Honorable Mention athlete.

PERSONAL

- Birthday is April 19
- Daughter of Jonah Ekh and Anna-Karin Klang
- Has two siblings who play basketball in Sweden

2023-24 GAME-BY-GAME STATS

OPPONENT	DATE	GP	GS	MIN	FG-FGA	PCT	3FG-FGA	PCT	FT-FTA	PCT	OFF	DEF	TOT	A	T/O	BLK	STL	PTS
High Point	Nov. 6	Y	Y	28:03	4-8	.500	3-7	.428	4-5	.800	0	5	5	1	0	0	1	15
vs. Iowa	Nov. 9	Y	Y	31:16	3-11	.272	1-7	.142	0-0	.000	3	4	7	3	1	0	1	7
Houston Christian	Nov. 16	Y	Y	24:33	4-7	.571	3-6	.500	0-0	.000	0	7	7	2	1	1	0	11
UNC Greensboro	Nov. 20	Y	Y	25:37	2-4	.500	1-3	.333	4-4	1.000	0	4	4	1	1	2	1	9
vs. Kansas	Nov. 24	Y	Y	36:57	1-5	.200	0-1	.000	0-0	.000	1	2	3	0	1	0	0	2
vs. Tulane	Nov. 25	Y	Y	28:43	1-6	.166	1-5	.200	2-2	1.000	0	1	1	3	0	0	0	5
at LSU	Nov. 30	Y	Y	35:16	4-10	.400	1-5	.200	0-0	.000	1	2	3	1	1	0	0	11
Long Island	Dec. 6	Y	Y	20:39	5-9	.550	3-6	.500	0-0	.000	2	1	3	3	1	0	0	13
Radford	Dec. 10	Y	Y	20:27	4-8	.500	2-6	.333	2-2	1.000	0	0	0	0	0	0	0	12
at Rutgers	Dec. 17	Y	Y	32:03	9-15	.600	7-13	.538	0-0	.000	2	3	5	6	0	0	1	25
William & Mary	Dec. 21	Y	Y	22:21	1-8	.125	1-7	.142	0-0	.000	1	2	3	1	1	0	0	3
Pitt*	Dec. 31	Y	Y	27:15	6-10	.600	3-6	.500	1-1	1.000	0	0	0	4	0	0	0	16
at Wake Forest*	Jan. 4	Y	Y	36:49	4-7	.571	3-5	.600	0-0	.000	0	4	4	1	1	1	1	11
NC State*	Jan. 7	Y	Y	24:43	3-5	.600	0-1	.000	0-0	.000	1	4	5	0	0	0	0	6
Miami*	Jan. 11	Y	Y	23:38	4-7	.571	4-7	.571	0-0	.000	0	1	1	1	0	0	0	12
at Florida State*	Jan. 14	Y	Y	33:50	4-7	.571	4-6	.666	2-2	1.000	0	1	1	2	2	1	0	14
at Duke*	Jan. 18	Y	Y	20:11	0-3	.000	0-2	.000	0-0	.000	0	1	1	2	1	0	2	0
Clemson*	Jan. 21	Y	Y	36:27	4-11	.363	4-9	.444	4-4	1.000	0	3	3	3	0	0	1	16
Georgia Tech*	Jan. 25	Y	Y	30:52	2-6	.333	1-5	.200	1-2	.500	0	3	3	2	1	1	1	6
at Syracuse*	Jan. 28	Y	Y	32:15	5-10	.500	4-7	.571	0-0	.000	0	4	4	0	1	0	1	14
Virginia*	Feb. 1	Y	Y	35:56	5-12	.416	3-10	.300	0-0	.000	1	1	2	1	0	1	2	13
at North Carolina*	Feb. 4	Y	Y	45:00	5-10	.500	4-9	.444	0-0	.000	3	5	8	1	2	1	0	14
at NC State*	Feb. 8																	
Boston College*	Feb. 11																	
Duke*	Feb. 15																	
at Louisville*	Feb. 18																	
North Carolina*	Feb. 25																	
at Notre Dame*	Feb. 29																	
at Virginia*	March 3																	

CAREER STATS

	GP-GS	MIN	AVG	FG-FGA	FG%	3FG-FGA	3FG%	FT-FTA	FT%	OFF-DEF-TOT	AVG	AST	AVG	TO	BLK	STL	PTS	AVG
2021-22	30-29	1020	34.0	123-288	.427	69-175	.394	38-48	.792	8-88-96	3.2	63	2.1	58	15	30	353	11.8
2022-23	29-28	801	27.6	110-258	.426	69-179	.385	53-56	.946	9-77-86	3.0	59	2.0	38	4	18	342	11.8
2023-24	22-22	652	29.6	80-179	.449	53-133	.398	22-24	.916	15-58-73	3.3	37	1.8	15	9	12	235	10.6
TOTAL	81-79	2474	30.2	313-725	.431	191-487	.392	113-128	.882	32-223-255	3.15	160	1.9	111	28	60	930	11.4

SAMYHA SUFFREN

FRESHMAN 5-FOOT-8 GUARD

Charlotte, N.C. (Cannon School) • Major is sport media and analytics

#12



SEASON HIGHS

Points:	9, at Duke (1/18/24)
Rebounds	3 (2x), last vs. LIU (12/6/23)
Assists	4 (2x), last vs. CU (1/21/24)
Steals	1 (3x), last vs. Radford (12/10/23)
Blocks	-
FG Made	2 (2x), last at Duke (1/18/24)
3-Pointers	-
Free Throws	5, at Duke (1/18/24)
Minutes	23, vs. Clemson (1/21/24)

CAREER HIGHS

Points:	9, at Duke (1/18/24)
Rebounds	3 (2x), last vs. LIU (12/6/23)
Assists	4 (2x), last vs. CU (1/21/24)
Steals	1 (3x), last vs. Radford (12/10/23)
Blocks	-
FG Made	2 (2x), last at Duke (1/18/24)
3-Pointers	-
Free Throws	5, at Duke (1/18/24)
Minutes	23, vs. Clemson (1/21/24)

ACC HIGHS

Points:	9, at Duke (1/18/24)
Rebounds	2, at Duke (1/18/24)
Assists	4, vs. Clemson (1/21/24)
Steals	2, at Duke (1/18/24)
Blocks	-
FG Made	2, at Duke (1/18/24)
3-Pointers	-
Free Throws	5, at Duke (1/18/24)
Minutes	23, vs. Clemson (1/21/24)

PRODUCTION TRACKER

	2023-24	Career
Scored 10+ Points	0	0
Scored 20+ Points	0	0
Scored 30+ Points	0	0
Led Tech in Scoring	0	0
Made 5+ 3FGs	0	0
Led Tech in 3FGM	0	0
Shot over 40% on 3FG (min. 4 attempts)	0	0
Had a Double-Double	0	0
Had 5+ Assists	0	0
Had Multiple Steals	1	1

2023-24 SEASON (FRESHMAN)

- Saw her first minutes in the season opener vs. High Point.
- Scored her first FG in the win over HCU.

PRIOR TO TECH (CANNON SCHOOL)

- Ranked 69 in 2023 ESPN HoopGurlz recruiting rankings.
- Played club ball for Team Curry where she was a top five scorer in the Under Armour circuit.
- Played for Cannon School as an upperclassman under Kelvin Drakeford. She was all-conference twice, first team once and won a conference championship. Also ran track at Cannon and is a part of the team that set a school record in the 4x100.
- Played at Mallard Creek for two years under Clarence Johnson. Suffren won a conference championship and was all-conference.

PERSONAL

- Birthday is March 3
- Daughter of Samantha and Adrian Suffren

2023-24 GAME-BY-GAME STATS

OPPONENT	DATE	GP	GS	MIN	FG-FGA	PCT	3FG-FGA	PCT	FT-FTA	PCT	OFF	DEF	TOT	A	T/O	BLK	STL	PTS
High Point	Nov. 6	Y	N	3:17	0-0	.000	0-0	.000	2-2	1.000	1	0	1	0	0	0	0	2
vs. Iowa	Nov. 9	DNP																
Houston Christian	Nov. 16	Y	N	12:47	2-2	1.000	0-0	.000	2-2	1.000	0	3	3	1	1	0	1	6
UNC Greensboro	Nov. 20	DNP																
vs. Kansas	Nov. 24	DNP																
vs. Tulane	Nov. 25	Y	N	5:57	0-0	.000	0-0	.000	0-0	.000	1	0	1	0	0	0	0	0
at LSU	Nov. 30	Y	N	4:35	0-0	.000	0-0	.000	0-2	.000	0	0	0	0	0	0	0	0
Long Island	Dec. 6	Y	N	9:22	0-1	.000	0-1	.000	0-0	.000	0	3	3	4	2	0	1	0
Radford	Dec. 10	Y	N	6:39	0-0	.000	0-0	.000	1-2	.500	0	0	0	0	1	0	1	1
at Rutgers	Dec. 17	DNP																
William & Mary	Dec. 21	Y	N	2:55	0-1	.000	0-0	.000	2-2	1.000	0	1	1	0	0	0	0	2
Pitt*	Dec. 31	Y	N	3:16	0-0	.000	0-0	.000	0-0	.000	0	0	0	1	0	0	0	0
at Wake Forest*	Jan. 4	DNP																
NC State*	Jan. 7	DNP																
Miami*	Jan. 11	Y	N	4:57	0-1	.000	0-0	.000	0-0	.000	0	0	0	1	0	0	0	0
at Florida State*	Jan. 14	DNP																
at Duke*	Jan. 18	Y	N	17:08	2-4	.500	0-0	.000	5-8	.625	0	2	2	1	2	0	2	9
Clemson*	Jan. 21	Y	N	22:27	1-2	.500	0-0	.000	1-2	.500	1	1	2	4	4	0	1	3
Georgia Tech*	Jan. 25	Y	N	4:57	0-1	.000	0-0	.000	0-0	.000	0	1	1	1	1	0	0	0
at Syracuse*	Jan. 28	DNP																
Virginia*	Feb. 1	DNP																
at North Carolina*	Feb. 4	DNP																
at NC State*	Feb. 8																	
Boston College*	Feb. 11																	
Duke*	Feb. 15																	
at Louisville*	Feb. 18																	
North Carolina*	Feb. 25																	
at Notre Dame*	Feb. 29																	
at Virginia*	March 3																	

CAREER STATS

	GP-GS	MIN	AVG	FG-FGA	FG%	3FG-FGA	3FG%	FT-FTA	FT%	OFF-DEF-TOT	AVG	AST	AVG	TO	BLK	STL	PTS	AVG
2023-24	12-0	98	8.2	5-12	.417	0-1	.000	13-20	.650	3-11-14	1.2	13	1.1	11	0	6	23	1.9
TOTAL	12-0	98	8.2	5-12	.417	0-1	.000	13-20	.650	3-11-14	1.2	13	1.1	11	0	6	23	1.9

CLARA STRACK



SEASON HIGHS

Points:	19, vs. HCU (11/16/23)
Rebounds	10, vs. Radford (12/10/23)
Assists	2 (3x), last at FSU (1/14/24)
Steals	1, vs. William & Mary (12/21/23)
Blocks	3 (2x), last vs. CU (1/21/24)
FG Made	8, vs. HCU (11/16/23)
3-Pointers	1, vs. William & Mary (12/21/23)
Free Throws	3, vs. HCU (11/16/23)
Minutes	22, at UNC (2/4/24)

CAREER HIGHS

Points:	19, vs. HCU (11/16/23)
Rebounds	10, vs. Radford (12/10/23)
Assists	2 (3x), last at FSU (1/14/24)
Steals	1, vs. William & Mary (12/21/23)
Blocks	3 (2x), last vs. CU (1/21/24)
FG Made	8, vs. HCU (11/16/23)
3-Pointers	1, vs. William & Mary (12/21/23)
Free Throws	3, vs. HCU (11/16/23)
Minutes	22, at UNC (2/4/24)

ACC HIGHS

Points:	6, vs. Georgia Tech (1/25/24)
Rebounds	5, vs. Miami (1/11/24)
Assists	2 (2x), last at FSU (1/14/24)
Steals	-
Blocks	3, vs. Clemson (1/21/24)
FG Made	3, vs. Georgia Tech (1/25/24)
3-Pointers	-
Free Throws	-
Minutes	22, at UNC (2/4/24)

PRODUCTION TRACKER

	2023-24	Career
Scored 10+ Points	2	2
Scored 20+ Points	0	0
Scored 30+ Points	0	0
Led Tech in Scoring	0	0
Had 10+ Rebounds	1	1
Led Tech in Rebounds	1	1
Shot over 50% on FG (min. 5 attempts)	2	2
Had a Double-Double	0	0
Had 5+ Assists	0	0
Had Multiple Blocks	3	3

FRESHMAN 6-FOOT-5 CENTER

Buffalo, N.Y. (Hamburg) • Major is biology

#13

2023-24 SEASON (FRESHMAN)

- Scored 19 points (8-9 FG) vs. HCU and became the third ACC freshman since 2009-10 to record 18+ points, 85% FG, 8+ rebounds and 2+ blocks (HT ENFP Hoops).
- Secured her first 10-rebound game vs. Radford on Dec. 10, 2023.

PRIOR TO TECH (HAMBURG)

- Ranked 95 in 2023 ESPN HoopGurlz recruiting rankings.
- Played club ball for Team Exodus NYC EYBL
- Played for Hamburg for four years under Amy Steger. While there, she earned All-ECIC, All-WNY, All-State and set records for most points in a game (47), most points in a season and most points all-time for girl's hoops.

PERSONAL

- Birthday is November 27
- Daughter of Betsy and Ron Strack
- January 12 is 'Clara Strack Day' in Hamburg, N.Y.

2023-24 GAME-BY-GAME STATS

OPPONENT	DATE	GP	GS	MIN	FG-FGA	PCT	3FG-FGA	PCT	FT-FTA	PCT	OFF	DEF	TOT	A	T/O	BLK	STL	PTS
High Point	Nov. 6	Y	N	10:04	1-2	.500	0-0	.000	0-0	.000	1	1	2	0	2	0	0	2
vs. Iowa	Nov. 9	Y	N	0:21	0-0	.000	0-0	.000	0-0	.000	1	0	1	0	0	0	0	0
Houston Christian	Nov. 16	Y	N	19:55	8-9	.888	0-0	.000	3-3	1.000	4	4	8	1	2	2	0	19
UNC Greensboro	Nov. 20	Y	N	14:17	1-2	.500	0-0	.000	0-0	.000	2	1	3	2	2	0	0	2
vs. Kansas	Nov. 24	Y	N	0:48	0-0	.000	0-0	.000	0-0	.000	0	0	0	0	0	0	0	0
vs. Tulane	Nov. 25	Y	N	2:03	0-0	.000	0-0	.000	0-0	.000	0	0	0	0	0	0	0	0
at LSU	Nov. 30	Y	N	4:39	0-0	.000	0-0	.000	0-0	.000	0	1	1	0	2	0	0	0
Long Island	Dec. 6	Y	N	20:48	5-6	.830	0-0	.000	0-0	.000	2	4	6	1	2	1	0	11
Radford	Dec. 10	Y	N	20:01	3-6	.500	0-0	.000	3-4	.750	2	8	10	0	2	3	0	9
at Rutgers	Dec. 17	Y	N	10:12	0-2	.000	0-0	.000	0-0	.000	2	3	5	0	2	1	0	0
William & Mary	Dec. 21	Y	N	11:45	2-5	.400	1-1	1.000	2-2	1.000	0	4	4	0	2	1	1	7
Pitt*	Dec. 31	Y	N	12:05	1-3	.333	0-0	.000	0-0	.000	0	2	2	1	1	1	0	2
at Wake Forest*	Jan. 4	Y	N	4:44	1-2	.500	0-0	.000	0-0	.000	2	0	2	1	1	0	0	2
NC State*	Jan. 7	Y	N	1:30	0-0	.000	0-0	.000	0-0	.000	0	0	0	0	0	0	0	0
Miami*	Jan. 11	Y	N	10:21	1-5	.200	0-0	.000	0-0	.000	4	1	5	2	0	0	0	2
at Florida State*	Jan. 14	Y	N	3:49	1-2	.500	0-0	.000	0-1	.000	1	3	4	2	0	1	0	2
at Duke*	Jan. 18	Y	N	11:36	0-0	.000	0-0	.000	0-0	.000	0	1	1	0	0	0	0	0
Clemson*	Jan. 21	Y	N	19:49	2-4	.500	0-1	.000	0-2	.000	0	4	4	1	1	3	0	4
Georgia Tech*	Jan. 25	Y	N	14:01	3-6	.500	0-0	.000	0-0	.000	2	1	3	1	0	2	1	6
at Syracuse*	Jan. 28	Y	N	14:08	1-3	.333	0-0	.000	0-0	.000	2	4	6	1	0	2	0	2
Virginia*	Feb. 1	Y	N	5:15	0-0	.000	0-0	.000	0-0	.000	2	1	3	0	0	1	0	0
at North Carolina*	Feb. 4	Y	N	22:14	1-1	.000	0-0	.000	1-2	.500	3	1	4	0	2	2	0	3
at NC State*	Feb. 8																	
Boston College*	Feb. 11																	
Duke*	Feb. 15																	
at Louisville*	Feb. 18																	
North Carolina*	Feb. 25																	
at Notre Dame*	Feb. 29																	
at Virginia*	March 3																	

CAREER STATS

	GP-GS	MIN	AVG	FG-FGA	FG%	3FG-FGA	3FG%	FT-FTA	FT%	OFF-DEF-TOT	AVG	AST	AVG	TO	BLK	STL	PTS	AVG
2023-24	22-0	234	10.6	31-58	.534	1-2	.500	10-15	.667	30-44-74	3.4	13	0.6	21	21	2	73	3.3
TOTAL	22-0	234	10.6	31-58	.534	1-2	.500	10-15	.667	30-44-74	3.4	13	0.6	21	21	2	73	3.3



SEASON HIGHS

Points:	18, at Rutgers (12/17/23)
Rebounds	12, vs. William & Mary (12/21/23)
Assists	2, vs. High Point (11/6/23)
Steals	2, vs. Pitt (12/31/23)
Blocks	2, vs. Pitt (12/31/23)
FG Made	6 (2x), last at Rutgers (12/17/23)
3-Pointers	4, at Rutgers (12/17/23)
Free Throws	2 (2x), last at Rutgers (12/17/23)
Minutes	34, vs. Iowa (11/9/23)

CAREER HIGHS

Points:	18, at Rutgers (12/17/23)
Rebounds	16, vs. High Point (12/3/22)
Assists	6, at Syracuse (12/18/22)
Steals	4, vs. Notre Dame (1/13/22)
Blocks	6, vs. Longwood (12/15/22)
FG Made	6 (4x), last at Rutgers (12/17/22)
3-Pointers	4 (4x), last at Rutgers (12/17/22)
Free Throws	6, vs. Davidson (11/28/20)
Minutes	40 (2x), last vs. FSU (3/2/23)

ACC HIGHS

Points:	14 (3x), last vs. UM (1/29/23)
Rebounds	11 (3x), last vs. Syr (12/18/22)
Assists	6, at Syracuse (12/18/22)
Steals	4, vs. Notre Dame (1/13/22)
Blocks	4, at Pitt (1/16/22)
FG Made	6, vs. Miami (1/29/23)
3-Pointers	4 (3x), last vs. UM (1/29/23)
Free Throws	4, vs. Clemson (2/5/23)
Minutes	40 (2x), last vs. Clemson (2/5/23)

PRODUCTION TRACKER

	2023-24	Career
Scored 10+ Points	4	20
Scored 20+ Points	0	0
Scored 30+ Points	0	0
Led Tech in Scoring	0	0
Had 10+ Rebounds	4	15
Led Tech in Rebounds	6	6
Shot over 40% on 3FG	4	28
Had a Double-Double	2	4
Had 5+ Assists	0	4
Had Multiple Blocks	1	18

2023-24 SEASON (GRADUATE)

- Scored a career-high 16 points vs. Tulane in the Cayman Islands Classic. She was 6-9 from the field and hit three 3's in the game. Summiel also tied Kitley for the team lead in rebounds with eight.
- Earned her first start for the Hokies at LSU in the ACC/SEC Challenge.
- Reset her career high with an 18-point effort at Rutgers on Dec. 17. She went 6-7 from the field and hit all four of her 3-point attempts. She also recorded her first double-double as a Hokie in the game.

PRIOR TO TECH (WAKE FOREST)

- Summiel joins the Hokies as a graduate student after a four-year career at ACC rival Wake Forest. For her career she has started 60 of 102 games played, averaging 5.1 points and 5.1 rebounds per game. She shoots it at nearly 40% for her career and 34% from beyond the arc, connecting on 70 triples in her career.
- This past season in Winston-Salem, she started all 33 contests, averaging a career-high 7.4 points per game, while grabbing 5.6 rebounds. She posted 11 games in double figures, with a high of 14 points (5-11 FG) vs. Miami in February.
- Summiel is heavily involved in SAAC (student-athlete advisory committee) at the campus, conference and nation level where she is a Division 1 rep. At the 2023 Final Four in Dallas, she sat next to and conversed with First Lady Jill Biden and other prominent women's leaders.

PERSONAL

- Daughter of David and Tammy Summiel
- Has two older brothers, David and Devin, and a pair of younger siblings, sister Maya and brother Ty
- Brother Devin played collegiate football at Fitchburg State and is the program's all-time leading receiver

2023-24 GAME-BY-GAME STATS

OPONENT	DATE	GP	GS	MIN	FG-FGA	PCT	3FG-FGA	PCT	FT-FTA	PCT	OFF	DEF	TOT	A	T/O	BLK	STL	PTS
High Point	Nov. 6	Y	N	20:06	1-2	.500	0-1	.000	2-4	.500	1	7	8	2	0	1	0	4
vs. Iowa	Nov. 9	Y	N	33:16	1-7	.142	0-4	.000	0-0	.000	1	7	8	0	1	1	0	2
Houston Christian	Nov. 16	Y	N	14:47	0-1	.000	0-1	.000	0-0	.000	0	5	5	1	1	0	0	0
UNC Greensboro	Nov. 20	Y	N	8:20	0-0	.000	0-0	.000	0-0	.000	2	1	3	0	1	0	0	0
vs. Kansas	Nov. 24	Y	N	6:28	0-0	.000	0-0	.000	0-0	.000	1	0	1	0	1	0	0	0
vs. Tulane	Nov. 25	Y	N	22:12	6-9	.666	3-5	.600	1-1	1.000	3	5	8	0	2	1	0	16
at LSU	Nov. 30	Y	Y	11:05	0-0	.000	0-0	.000	0-0	.000	0	1	1	0	0	1	0	0
Long Island	Dec. 6	Y	N	9:14	1-1	1.000	0-0	.000	1-2	.500	0	5	5	1	1	1	0	3
Radford	Dec. 10	Y	N	17:01	0-2	.000	0-2	.000	0-0	.000	3	2	5	0	2	0	0	0
at Rutgers	Dec. 17	Y	N	22:22	6-7	.857	4-4	1.000	2-2	1.000	5	6	11	0	0	0	0	18
William & Mary	Dec. 21	Y	N	25:40	1-2	.500	0-1	.000	0-0	.000	4	8	12	0	2	0	0	2
Pitt*	Dec. 31	Y	N	19:36	4-4	1.000	0-0	.000	2-2	1.000	3	8	11	1	0	2	2	10
at Wake Forest*	Jan. 4	Y	N	24:44	0-2	.000	0-2	.000	0-0	.000	2	2	4	0	5	0	0	0
NC State*	Jan. 7	Y	N	13:48	0-0	.000	0-0	.000	0-0	.000	1	2	3	2	0	0	0	0
Miami*	Jan. 11	Y	N	16:36	2-4	.500	1-1	1.000	0-0	.000	2	1	3	0	0	0	0	5
at Florida State*	Jan. 14	Y	N	15:34	1-1	1.000	0-0	.000	0-0	.000	2	5	7	0	0	1	0	2
at Duke*	Jan. 18	Y	N	19:51	1-2	.500	0-1	.000	0-0	.000	3	5	8	0	2	0	0	2
Clemson*	Jan. 21	Y	Y	25:40	2-3	.666	1-2	.500	0-0	.000	3	6	9	2	3	1	1	5
Georgia Tech*	Jan. 25	Y	Y	25:40	5-5	1.000	2-2	1.000	0-0	.000	2	7	9	0	1	1	1	12
at Syracuse*	Jan. 28	Y	Y	34:01	1-4	.250	1-4	.250	2-2	1.000	3	9	12	1	1	0	0	5
Virginia*	Feb. 1	Y	Y	32:19	0-2	.000	0-0	.000	0-0	.000	1	6	7	3	0	2	0	0
at North Carolina*	Feb. 4	Y	Y	21:58	1-4	.250	1-3	.333	2-2	1.000	2	4	6	1	0	1	0	5
at NC State*	Feb. 8																	
Boston College*	Feb. 11																	
Duke*	Feb. 15																	
at Louisville*	Feb. 18																	
North Carolina*	Feb. 25																	
at Notre Dame*	Feb. 29																	
at Virginia*	March 3																	

CAREER STATS

	GP-GS	MIN	AVG	FG-FGA	FG%	3FG-FGA	3FG%	FT-FTA	FT%	OFF-DEF-TOT	AVG	AST	AVG	TO	BLK	STL	PTS	AVG
2019-20	19-0	124	6.5	8-18	.444	1-6	.167	7-8	.875	7-28-35	1.8	1	0.05	8	7	2	24	1.3
2020-21	25-2	415	16.6	28-66	.424	5-16	.313	15-25	.600	53-65-118	4.7	19	0.7	16	9	9	76	3.0
2021-22	27-25	771	28.6	70-166	.422	25-66	.379	13-17	.765	56-128-184	6.8	44	1.6	36	16	29	178	6.6
2022-23	33-33	957	29.0	95-257	.370	39-210	.325	16-20	.800	37-147-184	5.6	63	1.9	58	46	18	245	7.4
2023-24	22-6	440	20.0	33-62	.532	13-33	.393	12-15	.800	44-102-146	6.6	15	0.5	23	13	4	91	4.1
TOTAL	126-66	2707	21.7	234-569	.411	83-241	.344	63-85	.741	197-470-667	5.2	142	1.2	141	91	62	614	4.8



SEASON HIGHS

Points:	21, vs. LIU (12/6/23)
Rebounds	6, at FSU (1/14/24)
Assists	9, vs. Clemson (1/21/24)
Steals	3 (2x), last vs. LIU (12/6/23)
Blocks	2, vs. HCU (11/16/23)
FG Made	7, vs. LIU (12/6/23)
3-Pointers	7, vs. LIU (12/6/23)
Free Throws	2, vs. High Point (11/6/23)
Minutes	39, at FSU (1/14/24)

CAREER HIGHS

Points:	33, vs. Mount St. Mary's (11/7/22)
Rebounds	8 (2x), last vs. UNC (1/1/23)
Assists	9, vs. Clemson (1/21/24)
Steals	4, vs. BC Eagles (2/6/22)
Blocks	2 (3x), last vs. HCU (11/16/23)
FG Made	10, vs. Mount St. Mary's (11/7/22)
3-Pointers	9, vs. Mount St. Mary's (11/7/22)
Free Throws	9, at Miami (1/8/23)
Minutes	40, vs. NC State (3/5/21)

ACC HIGHS

Points:	29, vs. Pitt (12/10/20)
Rebounds	8, vs. UNC (1/1/23)
Assists	9, vs. Clemson (1/21/24)
Steals	4, vs. BC Eagles (2/6/22)
Blocks	2, vs. Cuse (2/2/23)
FG Made	7, vs. Pitt (12/10/20)
3-Pointers	7, vs. Pitt (12/10/20)
Free Throws	9, at Miami (1/8/23)
Minutes	39 (5x), last at FSU (1/14/22)

PRODUCTION TRACKER

	2023-24	Career
Scored 10+ Points	6	31
Scored 20+ Points	1	3
Scored 30+ Points	0	1
Led Tech in Scoring	1	4
Made 5+ 3FGs	1	9
Led Tech in 3FGM	10	32
Shot over 40% on 3FG	8	35
Had a Double-Double	0	0
Had 5+ Assists	3	3
Had Multiple Steals	3	14

CAREER STATS

	GP-GS	MIN	AVG	FG-FGA	FG%	3FG-FGA	3FG%	FT-FTA	FT%	OFF-DEF-TOT	AVG	AST	AVG	TO	BLK	STL	PTS	AVG
2019-20	30-0	413	13.7	28-90	.311	26-80	.325	5-7	.714	21-19-40	1.3	13	0.4	17	3	9	87	2.9
2020-21	25-23	773	30.9	66-171	.386	60-156	.385	25-32	.781	20-55-75	3.0	29	1.2	19	6	18	217	8.7
2021-22	30-29	830	27.6	67-171	.392	59-148	.398	17-20	.850	20-68-88	2.9	47	1.5	25	5	21	210	7.0
2022-23	36-36	1108	30.8	88-238	.370	80-213	.376	41-53	.774	30-89-119	3.3	50	1.3	27	15	32	297	8.3
2023-24	22-22	652	29.6	53-166	.319	48-145	.331	10-14	.714	24-44-68	3.1	56	2.5	21	9	16	164	7.5
TOTAL	143-110	3776	26.0	302-836	.361	273-742	.368	98-126	.778	115-275-390	2.7	195	1.4	109	38	96	975	6.8

CAREER HONORS

- Three-time ACC All-Academic Team

PROGRAM RECORDS HELD

- Owns the program record with nine 3FGs in a single contest (Nov. 7, 2022 vs. Mount St. Mary's)

CLIMBING THE CHARTS

- Ranks third all-time at VT in 3FG with 273.

2023-24 HIGHLIGHTS (GRADUATE)

- Dropped seven triples vs. LIU at Cassell Coliseum. It was her third 20-point game of her career.
- Became the fourth woman in program history to record 250 career 3's at Rutgers Dec. 17.

2022-23 HIGHLIGHTS (SENIOR YEAR)

- King posted 12 games in double figures and made five or more 3's five times.
- Averaged 8.3 ppg, shooting 37.6% from beyond the arc.
- Posted the fifth-best season in program history in made 3's with 80.

PERSONAL

- Born on Jan. 9, King is the daughter of Tom and Elda King. She has one brother, Ryan.
- King earned her degree in human nutrition, foods and exercise in May of 2023.

2023-24 GAME-BY-GAME STATS

OPONENT	DATE	GP	GS	MIN	FG-FGA	PCT	3FG-FGA	PCT	FT-FTA	PCT	OFF	DEF	TOT	A	T/O	BLK	STL	PTS
High Point	Nov. 6	Y	Y	26:36	4-7	.571	4-7	.571	2-2	1.000	1	1	2	3	0	2	0	14
vs. Iowa	Nov. 9	Y	Y	17:41	2-9	.222	2-6	.333	0-0	.000	0	0	0	1	1	1	0	6
Houston Christian	Nov. 16	Y	Y	22:53	4-9	.444	3-8	.375	0-0	.000	1	0	1	0	0	2	0	11
UNC Greensboro	Nov. 20	Y	Y	33:48	1-5	.200	1-5	.200	0-0	.000	0	2	2	5	1	1	0	3
vs. Kansas	Nov. 24	Y	Y	24:44	2-5	.400	1-4	.250	0-0	.000	2	1	3	4	2	0	3	5
vs. Tulane	Nov. 25	Y	Y	38:05	3-13	.230	3-13	.230	2-2	1.000	0	4	4	0	0	0	1	11
at LSU	Nov. 30	Y	Y	29:48	1-7	.142	1-5	.200	0-0	.000	2	1	3	1	2	0	0	3
Long Island	Dec. 6	Y	Y	32:31	7-17	.411	7-16	.437	0-0	.000	1	1	2	4	1	1	3	21
Radford	Dec. 10	Y	Y	23:15	3-6	.500	2-5	.400	0-0	.000	0	2	2	2	1	0	0	8
at Rutgers	Dec. 17	Y	Y	34:46	1-10	.100	1-7	.142	1-2	.500	1	3	4	6	3	0	1	4
William & Mary	Dec. 21	Y	Y	30:08	3-7	.428	3-7	.428	0-0	.000	1	2	3	1	0	1	2	9
Pitt*	Dec. 31	Y	Y	28:54	4-11	.363	3-9	.333	0-0	.000	2	1	3	3	0	0	2	11
at Wake Forest*	Jan. 4	Y	Y	24:03	2-5	.400	2-4	.500	0-0	.000	0	1	1	1	0	0	0	6
NC State*	Jan. 7	Y	Y	35:34	1-4	.250	1-4	.250	0-0	.000	2	3	5	2	1	0	0	3
Miami*	Jan. 11	Y	Y	26:43	1-4	.250	1-4	.250	0-0	.000	0	5	5	2	0	0	1	3
at Florida State*	Jan. 14	Y	Y	39:22	1-4	.250	1-4	.250	2-2	1.000	1	5	6	6	1	0	0	5
at Duke*	Jan. 18	Y	Y	34:19	3-7	.428	3-5	.600	0-0	.000	1	1	2	1	2	1	0	9
Clemson*	Jan. 21	Y	Y	28:24	3-5	.600	2-4	.500	0-0	.000	2	2	4	9	1	0	1	8
Georgia Tech*	Jan. 25	Y	Y	22:58	0-2	.000	0-2	.000	0-0	.000	0	2	2	1	0	0	1	0
at Syracuse*	Jan. 28	Y	Y	36:22	4-11	.363	4-10	.400	1-4	.250	2	2	4	1	1	0	1	13
Virginia*	Feb. 1	Y	Y	27:25	1-7	.142	1-6	.166	2-2	1.000	3	2	5	0	1	0	0	5
at North Carolina*	Feb. 4	Y	Y	32:52	2-11	.181	2-10	.200	0-0	.000	2	3	5	3	3	0	0	6
at NC State*	Feb. 8																	
Boston College*	Feb. 11																	
Duke*	Feb. 15																	
at Louisville*	Feb. 18																	
North Carolina*	Feb. 25																	
at Notre Dame*	Feb. 29																	
at Virginia*	March 3																	



SEASON HIGHS

Points:	33, vs. UVA (2/1/24)
Rebounds	18 (2x), last vs. UVA (12/1/24)
Assists	5 (2x), last at FSU (1/14/24)
Steals	4, vs. Clemson (1/21/24)
Blocks	5, vs. Kansas (11/24/23)
FG Made	15 (2x), last vs. UVA (12/1/24)
3-Pointers	1 (2x), last vs. Miami (1/11/24)
Free Throws	9, vs. Kansas (11/24/23)
Minutes	40, vs. UVA (2/1/24)

CAREER HIGHS

Points:	42, vs. FGCU (3/18/22)
Rebounds	21, vs. Wake Forest (1/17/21)
Assists	7, at High Point (12/21/22)
Steals	4, vs. Clemson (1/21/24)
Blocks	8, at Notre Dame (2/20/20)
FG Made	17, at George Wash. (11/11/21)
3-Pointers	1 (8x), last vs. Miami (1/11/24)
Free Throws	11, vs. BC Eagles (2/6/22)
Minutes	43, vs. NC State (1/28/21)

ACC HIGHS

Points:	34, at FSU (12/19/21)
Rebounds	21, vs. Wake Forest (1/17/21)
Assists	6, vs. Pitt (12/10/20)
Steals	4, vs. Clemson (1/21/24)
Blocks	8, at Notre Dame (2/20/20)
FG Made	15 (2x), last vs. UVA (12/1/24)
3-Pointers	1 (4x), last vs. Miami (1/11/24)
Free Throws	11, vs. BC Eagles (2/6/22)
Minutes	43, vs. NC State (1/28/21)

PRODUCTION TRACKER

	2023-24	Career
Scored 10+ Points	21	118
Scored 20+ Points	12	54
Scored 30+ Points	6	11
Led Tech in Scoring	14	68
Had 10+ Rebounds	15	75
Led Tech in Rebounds	17	95
Shot over 50% on FG	16	96
Had a Double-Double	15	72
Had 5+ Assists	2	4
Had Multiple Blocks	17	78

CAREER STATS

	GP-GS	MIN	AVG	FG-FGA	FG%	3FG-FGA	3FG%	FT-FTA	FT%	OFF-DEF-TOT	AVG	AST	AVG	TO	BLK	STL	PTS	AVG
2019-20	30-30	802	26.7	154-274	.562	1-5	.200	66-99	.667	64-162-226	7.5	22	0.7	65	63	6	375	12.5
2020-21	25-25	892	35.7	180-339	.531	3-7	.429	92-118	.780	61-198-259	10.4	49	2.0	69	47	13	455	18.2
2021-22	32-32	1024	32.0	237-430	.551	1-6	.167	105-145	.724	84-231-315	9.8	48	1.6	64	77	17	580	18.1
2022-23	35-35	1217	34.8	260-466	.558	1-5	.200	117-162	.722	102-274-376	10.7	51	1.4	77	84	22	638	18.2
2023-24	22-22	742	32.9	208-390	.533	2-5	.400	68-89	.764	70-183-253	11.5	40	1.8	50	45	14	486	22.1
TOTAL	144-144	4681	32.3	1039-1899	.547	8-28	.286	448-613	.731	381-1048-1429	9.9	210	1.5	325	316	72	2534	17.6

NICKNAME

- Known around the program as “Liz”

CLIMBING THE CHARTS

- **First in VT history in points (2,534)**
- **First in VT history in FG made (1,039)**
- **First in VT history in blocks (316)**
- **First in VT history in double-doubles (73)**
- **First in VT history in 30-point games (11)**
- **First in VT history in 40-point games (1)**
- **First in VT history in double figure games (118)**
- **First in VT history in rebounds (1,429)**
- **First in VT history in starts (144)**
- **Second in VT history in FT made (448)**

CAREER HONORS

- Two-time ACC Player of the Year (22 & 23)
- Three-time First Team All-ACC member (21-23)
- Two-time All-Defensive Team member (22 & 23)
- Two-time Kay Yow Scholar Athlete of the Year Award recipient. (22 & 23)
- Three-time Lisa Leslie Award Finalist (21-23)
- ACC All-Tournament Team First Team 2023
- AP Second Team All-America 2023
- AP Third Team All-American 2022
- Naismith Women’s College Player of the Year Semifinalist 2022
- 2020 ACC Freshman of the Year

2023-24 GAME-BY-GAME STATS

OPPONENT	DATE	GP	GS	MIN	FG-FGA	PCT	3FG-FGA	PCT	FT-FTA	PCT	OFF	DEF	TOT	A	T/O	BLK	STL	PTS
High Point	Nov. 6	Y	Y	25:33	12-17	.705	0-0	.000	3-3	1.000	5	6	11	2	3	2	0	27
vs. Iowa	Nov. 9	Y	Y	39:39	7-16	.437	0-0	.000	2-2	1.000	5	11	16	3	2	3	1	16
Houston Christian	Nov. 16	Y	Y	21:26	9-14	.642	1-2	.500	3-3	1.000	2	4	6	2	0	2	0	23
UNC Greensboro	Nov. 20	Y	Y	33:01	13-22	.590	0-1	.000	5-6	.833	2	8	10	0	3	3	0	31
vs. Kansas	Nov. 24	Y	Y	39:12	11-22	.500	0-0	.000	9-10	.900	3	15	18	3	3	5	0	31
vs. Tulane	Nov. 25	Y	Y	33:30	9-12	.750	0-0	.000	0-0	.000	1	7	8	3	2	2	0	18
at LSU	Nov. 30	Y	Y	33:21	6-16	.375	0-0	.000	4-5	.800	5	6	11	0	1	0	1	16
Long Island	Dec. 6	Y	Y	29:00	7-11	.636	0-0	.000	3-3	1.000	4	6	10	0	1	2	0	17
Radford	Dec. 10	Y	Y	24:07	6-10	.600	0-0	.000	4-5	.800	5	8	13	5	0	2	0	16
at Rutgers	Dec. 17	Y	Y	29:24	5-12	.416	0-0	.000	1-2	.500	1	7	8	0	0	1	0	11
William & Mary	Dec. 21	Y	Y	34:56	9-18	.500	0-0	.000	5-6	.830	5	12	17	3	3	2	1	23
Pitt*	Dec. 31	Y	Y	32:56	5-15	.333	0-0	.000	0-0	.000	1	8	9	2	0	1	0	10
at Wake Forest*	Jan. 4	Y	Y	31:33	10-15	.666	0-0	.000	7-10	.700	4	8	12	1	7	4	1	27
NC State*	Jan. 7	Y	Y	38:30	12-24	.500	0-0	.000	3-4	.750	3	9	12	2	2	2	0	27
Miami*	Jan. 11	Y	Y	33:50	11-19	.578	1-1	1.000	8-10	.800	3	8	11	1	4	0	1	31
at Florida State*	Jan. 14	Y	Y	39:05	14-28	.500	0-0	.000	2-3	.666	4	8	12	5	1	2	0	30
at Duke*	Jan. 18	Y	Y	33:30	9-18	.500	0-0	.000	0-2	.000	1	9	10	3	2	2	1	18
Clemson*	Jan. 21	Y	Y	38:57	15-22	.681	0-0	.000	1-2	.500	2	6	8	1	2	2	4	31
Georgia Tech*	Jan. 25	Y	Y	33:44	13-20	.650	0-0	.000	3-4	.750	1	8	9	1	1	2	1	29
at Syracuse*	Jan. 28	Y	Y	31:52	3-13	.230	0-0	.000	0-0	.000	3	6	9	2	5	2	2	6
Virginia*	Feb. 1	Y	Y	40:00	15-25	.600	0-0	.000	3-4	.750	6	12	18	0	3	3	0	33
at North Carolina*	Feb. 4	Y	Y	43:59	7-21	.333	0-1	.000	1-2	.500	4	11	15	1	5	1	1	15
at NC State*	Feb. 8																	
Boston College*	Feb. 11																	
Duke*	Feb. 15																	
at Louisville*	Feb. 18																	
North Carolina*	Feb. 25																	
at Notre Dame*	Feb. 29																	
at Virginia*	March 3																	

PROGRAM RECORDS HELD

- Most points in a game (42 vs. FGCU March 18, 2022)
- Most FG made in a game (17 at George Washington Nov. 11, 2021)
- Most defensive rebounds in a game (17, twice, last vs. Notre Dame Dec. 18, 2022)
- Most total rebounds in a game (tied) - 21, vs. Wake Forest Jan 17, 2021.
- Owns seven of the 14 30-point, 10-rebound games in program history. She recorded two in back-to-back games becoming the first to do so. She is the only VT athlete to accomplish the feat more than once.
- Set the program record for FGs made in a game at Cassell with 15 vs. Clemson Jan. 21.

2023-24 (GRADUATE)

- Has already recorded three 30-point games.

MISC.

- Co-host of The Queens of Cassell podcast with her roommate Georgia Amooore.
- Noted ‘Swiftie’, she attended the Eras Tour in 2023.
- Is Coach Brooks’ second favorite Kitley, behind her older sister Raven who is Liz’s best friend. Raven, who is autistic inspired the Hokies’ Autism Friendly game which is in its third year.

THE HOKIES' RECORD WHEN

2023-24

Overall	18-4
ACC	9-2
At home	12-0
On the road	4-3
At neutral sites	2-1
After a win	14-3
After a loss	3-1
In overtime	1-0
vs. ranked opponents	3-3
Winning the opening tip	12-2
Losing the opening tip	6-2
Decided by 1-4 points	2-1
Decided by 5-10 points	3-1
Decided by 11-20 points	5-2
Decided by 21+ points	9-0
Leading at half	16-2
Tied at half	0-0
Trailing at half	2-2
VT shoots 50% or better	7-0
VT shoots 40-49.9%	8-2
VT shoots less than 40%	2-2
VT out-shoots opponent	17-0
Opp. out-shoots VT	0-4
Opp. shoots 40% or better	4-4
Opp. shoots less than 40%	14-0
VT out-rebounds opponent	17-1
Opp. out-rebounds VT	1-3
Rebounds are tied	0-0
VT has more FT attempts	5-1
Opp. has more FT attempts	11-3
FT attempts tied	2-0
VT makes more 3-pointers	16-3
Opp. makes more 3-pointers	2-1
3-pointers made tied	0-0
VT wins turnover battle	10-0
Opp. wins turnover battle	6-3
Turnovers are tied	2-1
VT scores 100+	1-0
VT scores 90-99 points	3-0
VT scores 80-89 points	4-1
VT scores 70-79 points	8-1
VT scores 60-69 points	1-1
VT scores 50-59 points	1-0
VT scores < 50 points	0-1
Opp. scores > 99 points	0-0
Opp. scores 90-99 points	0-0
Opp. scores 80-89 points	0-3
Opp. scores 70-79 points	2-0
Opp. scores 60-69 points	6-1
Opp. scores 50-59 points	6-0
Opp. scores < 50 points	4-0
Playing on Monday	2-0
Playing on Tuesday	0-0
Playing on Wednesday	1-0
Playing on Thursday	6-3
Playing on Friday	1-0
Playing on Saturday	1-0
Playing on Sunday	7-1
In November	5-2
In December	5-0
In January	5-2
In February	2-0
In March	0-0
Playing during the day	8-1
Playing at night (after 5 p.m. tip)	10-3
Wearing White Uniforms	6-0
Wearing Throwback White Uniforms	4-1
Wearing Maroon Uniforms	2-2
Wearing Maroon Script Uniforms	2-0
Wearing Gray Uniforms	2-0
Wearing Black Uniforms	2-1

STARTING LINEUPS

W/L

13-3	Amoore/King/Ekh/Micheaux/Kitley
4-1	Amoore/King/Ekh/Summiel/Kitley
1-0	Wenzel/King/Ekh/Summiel/Kitley

Margin of Victory/Defeat

	1-5	6-10	11-15	16-20	21+
Wins	2	3	3	1	9
Losses	1	1		2	

Largest Scoring Run of the Season

Virginia Tech	29 (Houston Christian)
Opponents	15 (Florida State)

MISCELLANEOUS STAT LEADERS: *WHEN TWO OR MORE ATHLETES TIE FOR THE LEAD, BOTH RECEIVE A TALLY

Scored VT's 1st Points

Amoore (3x)
Ekh (2x)
King (3x)
Kitley (10x)
Micheaux (4x)

First Off VT Bench

Baker (3x)
Micheaux (1x)
Strack (6x)
Suffren (1x)
Summiel (9x)
Wenzel (8x)

Double-Doubles

Amoore (6x)
Kitley (15x)
Summiel (2x)

Lead VT in scoring

Amoore (6x)
Ekh (1x)
King (1x)
Kitley (14x)

10+ Points

Amoore (19x)
Baker (2x)
Ekh (14x)
King (6x)
Kitley (21x)
Micheaux (3x)
Strack (2x)
Summiel (4x)
Wenzel (3x)

20+ Points

Amoore (10x)
Ekh (1x)
King (1x)
Kitley (12x)

30+ Points

Amoore (1x)
Kitley (6x)

Lead VT in rebounds

Kitley (17x)
Strack (1x)
Summiel (6x)

10+ Rebounds

Kitley (15x)
Strack (1x)
Summiel (4x)

15+ Rebounds

Kitley (5x)

Lead VT in blocks

Amoore (3x)
Ekh (1x)
King (1x)
Kitley (14x)
Strack (7x)
Summiel (2x)
Wenzel (1x)

5+ Blocks

Kitley (1x)

Lead VT in assists

Amoore (17x)
Ekh (2x)
King (1x)
Kitley (3x)
Wenzel (4x)

5+ Assists

Amoore (14x)
Ekh (1x)
King (4x)
Kitley (2x)
Wenzel (1x)

10+ Assists

Amoore (6x)

15+ Assists

Amoore (1x)

Lead VT in steals

Amoore (9x)
Baker (2x)
Ekh (7x)
King (7x)
Kitley (7x)
Strack (1x)
Suffren (2x)
Summiel (2x)
Wenzel (3x)



KENNY BROOKS

IN EIGHTH SEASON AT VIRGINIA TECH

CAREER RECORDS

Overall Record	510-200
Conference Games	263-115
Non-Conference Games	247-85
Conference Tournament	34-15
ACC Tournament	8-6
NCAA Tournament	5-8
WNIT	20-7
Overtime Games	19-12

KENNY VS. ACC FOES (ALL COMPETITIONS)

School	Record	Streak
Boston College	6-0	W6
Clemson	7-4	W1
Duke	6-5	L1
Florida State	2-6	L1
Georgia Tech	5-3	W3
Louisville	2-7	W2
Miami	7-6	W2
NC State	4-10	W3
North Carolina	11-3	W5
Notre Dame	1-7	L4
Pitt	8-1	W8
Syracuse	6-3	W4
Virginia	7-6	W5
Wake Forest	7-3	W2
Total	78-64	W5

KENNY AT CASSELL

Year	Record	ACC
2016-17	14-6	2-6
2017-18	15-9	4-4
2018-19	13-5	3-5
2019-20	13-2	7-2
2020-21	9-5	4-5
2021-22	12-2	8-1
2022-23	16-1	8-1
2023-24	11-0	5-0
Total	103-25	41-24
Overall Record	104-25 (.806)	
Conference Games	42-24 (.630)	
Non-Conference Games	62-1 (.982)	

▶ COACH BROOKS' CAREER BREAKDOWN

Season	School	Overall	Conference	Finish	Postseason	Final AP	RPI/NET
2002-03	JMU	16-10 .615	11-7 .611	4th	-	-	134
2003-04	JMU	13-18 .419	7-11 .389	7th	-	-	170
2004-05	JMU	18-11 .620	10-8 .556	4th	-	-	105
2005-06	JMU	24-7 .774	14-4 .778	2nd	WNIT First Round	-	55
2006-07	JMU	27-6 .818	16-2 .889	2nd	NCAA First Round	-	26
2007-08	JMU	24-10 .705	14-4 .778	2nd	WNIT Round of 16	-	45
2008-09	JMU	24-10 .705	14-4 .778	3rd	WNIT Second Round	-	57
2009-10	JMU	26-7 .787	13-5 .722	2nd	NCAA First Round	-	44
2010-11	JMU	26-8 .764	16-2 .889	1st	NCAA First Round	-	37
2011-12	JMU	29-8 .783	14-4 .778	2nd	WNIT Finals	-	29
2012-13	JMU	25-11 .694	15-3 .824	2nd	WNIT Quarterfinals	-	63
2013-14	JMU	29-6 .828	15-1 .938	1st	NCAA Second Round	-	38
2014-15	JMU	29-4 .878	17-1 .944	1st	NCAA First Round	-	31
2015-16	JMU	27-6 .818	17-1 .944	1st	NCAA First Round	-	34
Totals	14 Seasons	337-122 .734	193-57 .772				

2016-17	Virginia Tech	20-14 .588	4-12 .250	T11th	WNIT Round of 16	-	77
2017-18	Virginia Tech	23-14 .621	6-10 .375	T9th	WNIT Finals	-	47
2018-19	Virginia Tech	22-12 .647	6-10 .375	T10th	WNIT Round of 16	-	66
2019-20	Virginia Tech	21-9 .700	11-7 .611	T4th	*No postseason played	-	38
2020-21	Virginia Tech	15-10 .600	8-8 .500	7th	NCAA Second Round	-	33
2021-22	Virginia Tech	23-10 .696	13-5 .722	T3rd	NCAA First Round	16	9
2022-23	Virginia Tech	31-5 .861	14-4 .777	T2nd	NCAA Final Four	4	7
2023-24	Virginia Tech	18-4 .818	9-2 .818	-	-	-	-
Totals	8 Seasons	173-78 .689	71-58 .550				

Overall 22 Seasons 510-200 (.718)263-115.694

▶ THE BROOKS FILE

Born	12/20/1968
Hometown	Waynesboro, Virginia
Wife	Chrissy
Children	Kendyl, Chloe, Gabby, Nicholas
Education	JMU, 1992
Joined Tech Staff	3/28/2016
Years as College Head Coach	22
Years as College Coach	30

Coaching Career

1994-98	Assistant Coach, VMI (men's)
1998-02	Assistant Coach, JMU
2002-03	Interim Head Coach, JMU
2003-16	Head Coach, JMU
2016-pr.	Head Coach, Virginia Tech

▶ ACCOMPLISHMENTS

Nine NCAA Tournaments
2007, 2010, 2011, 2014, 2015, 2016, 2021, 2022, 2023

Five CAA Tournament Championships
2010, 2011, 2014, 2015, 2016

Four CAA Regular Season Titles
2011, 2014, 2015, 2016

Four-time CAA Coach of the Year
2007, 2014, 2015, 2016

One ACC Tournament Championship
2023

Seven Conference Players of the Year
CAA: Meredith Alexis (07), Tamera Young (08), Dawn Evans (11), Kirby Burkholder (14), Precious Hall (15), Jazmon Gwathmey (16)
ACC: Elizabeth Kitley (22 & 23)



Brooks guided the Hokies to their first Final Four appearance in school history in 2023 as the Hokies won the Seattle 3 Regional.

RECORD AT VT

Overall Record	173-78 (.689)
ACC Games	71-58 (.550)
Non-Conference Games	102-20 (.836)
vs. ranked opponents	19-38 (.333)
Home	104-25 (.806)
Away	45-39 (.536)
Neutral sites	24-14 (.632)
NCAA Tournament	5-3 (.625)
Overtime Games	5-4 (.555)

VIRGINIA TECH TRENDS UNDER KENNY BROOKS

- From 2004-2016 prior to Brooks' arrival, the VT program was 44-136 (.244) in ACC play, 24-66 (.267) at home and 20-70 (.222).
- Since his arrival in 2016-17 the Hokies are 71-58 in the league, 42-24 at Cassell Coliseum and 29-34 on the road.
- The last three seasons, Tech has gone 36-11 in the league and 22-2 at home in ACC play.

KENNY'S FORTRESS IS CASSELL COLISEUM

- In his eight seasons in Blacksburg, Coach Brooks has enjoyed a 104-25 (.806) record in home games played on Carilion Clinic Court at Cassell Coliseum.
- He owns 31 victories by 30+ points against non-conference foes at home and is 62-1 against them in all competitions at Cassell.

SCORING NOTES ON THE HOKIES' PROGRAM

- In the ACC era, VT WBB has scored 90 or more points on 26 occasions, winning each time. Kenny Brooks has been the head coach for 19 of those games, including five of the six instances in ACC play.
- Brooks has had at least one such game in each of his eight seasons in Blacksburg, including four each during the 2017-18, 2018-19 and 2023-24 seasons.

COMMONWEALTH COMPETITION

- Brooks is 24-8 against the eight in-state foes that he has faced while at VT. This season, William & Mary will become the ninth.
- He is 3-0 vs. George Mason, 0-1 vs. JMU, 3-1 vs. Liberty, 2-0 vs. Longwood, 5-0 vs. Radford, 2-0 vs. Richmond, 1-0 vs. VCU, 7-6 vs. UVA and 1-0 vs. William & Mary.
- Including games played at Cassell, Brooks is 110-30 (.772) in the state of Virginia as the head coach of the Hokies.

CLIMBING THE VT CHARTS

- Brooks passed Bonnie Hendrickson earlier this season for second all-time in wins at VT with his 173 and counting.
- Only Carol Alfano who coached from 1978-1997 has more. She was 278-262 (.514).

IF AN EXTRA PERIOD IS NEEDED

- Brooks' career record after regulation is 20-13. He has posted a 4-4 record at VT in overtime.

MR. FEBRUARY

- Brooks' career record in the month of February is 124-43 (.739).
- In his 22 completed seasons of being a head coach he has finished February unbeaten twice (2015-16 with James Madison and 2022-23 with VT).

BROOKS' HOKIES A MIXTURE OF YOUTH, EXPERIENCE

- The Hokies' roster features six athletes who have played D1 basketball before (Amoore, King, Kitley, Micheaux, Ekh and Summiel).
- The rest of the Hokies are all freshmen, including Carleigh Wenzel who earned a redshirt last season.

COACH BROOKS GETTING HIS MOMENT

- Despite being the third-highest vote getter for ACC Coach of the Year in late February, Kenny Brooks was a finalist for the Werner Ladder Naismith Coach of the Year Award.

STATISTICALLY THE BEST

- Brooks has coached his team to leading the nation in a statistical category at both schools: JMU led D1 in rebound margin (+12.9) in 2008 and VT led D1 in free throw percentage in 2019 at 80%.

VIRGINIA TECH TEAM RANKING SUMMARY

NCAA Statistics

Virginia Tech - 2023-24 Women's Basketball Ranking Summary thru games 02/05/2024

Statistic	National Rank	Conference Rank	Value	National Leader	Value	Conference Leader	Value
Assist/Turnover Ratio (348 ranked)	13	1	1.43	Michigan St.	1.80	Virginia Tech	1.43
Assists Per Game (348 ranked)	27	1	17.4	Iowa	21.0	Virginia Tech	17.4
Bench Points Per Game (348 ranked)	250	10	15.6	Murray St.	39.2	Miami (FL)	27.6
Blocks Per Game (348 ranked)	7	2	5.9	South Carolina	8.5	Duke	6.4
Field Goal Percentage (348 ranked)	28	3	46.2	UConn	51.7	Notre Dame	47.4
Field Goal Percentage Defense (348 ranked)	26	3	36.5	South Carolina	31.0	NC State	34.8
Fouls Per Game (348 ranked)	101	6	15.7	Dartmouth	10.5	NC State	13.1
Free Throw Attempts Per Game (348 ranked)	318	15	13.00	LSU	28.65	Louisville	20.70
Free Throw Percentage (348 ranked)	38	2	76.9	Creighton	82.3	Virginia	77.2
Free Throws Made Per Game (348 ranked)	279	13	10.00	LSU	21.04	Louisville	15.57
Rebound Margin (348 ranked)	20	2	8.6	Stanford	15.3	NC State	9.0
Rebounds (Defensive) Per Game (348 ranked)	28	4	29.0	South Carolina	33.6	NC State	32.4
Rebounds (Offensive) Per Game (348 ranked)	124	10	12.2	Ga. Southern	18.3	Syracuse	16.6
Rebounds Per Game (348 ranked)	36	6	41.18	Ga. Southern	47.74	NC State	44.50
Scoring Defense (348 ranked)	78	4	60.0	VCU	51.2	Duke	58.1
Scoring Margin (348 ranked)	20	2	17.7	South Carolina	34.8	Notre Dame	22.8
Scoring Offense (348 ranked)	28	3	77.7	Iowa	91.9	Notre Dame	83.1
Steals Per Game (348 ranked)	348	15	3.9	West Virginia	14.4	Boston College	12.0
Three Point Attempts Per Game (348 ranked)	19	1	25.9	Marshall	30.8	Virginia Tech	25.9
Three Point Percentage (348 ranked)	30	2	36.1	South Carolina	41.1	Notre Dame	36.2
Three Point Percentage Defense (348 ranked)	64	2	28.4	VCU	22.4	Notre Dame	25.6
Three Pointers Per Game (348 ranked)	8	1	9.4	Utah	11.3	Virginia Tech	9.4
Turnover Margin (348 ranked)	173	12	0.50	West Virginia	9.43	Boston College	5.42
Turnovers Forced Per Game (348 ranked)	336	15	12.64	Niagara	25.77	Boston College	21.29
Turnovers Per Game (348 ranked)	11	2	12.1	Colorado St.	9.1	Florida St.	11.5
Winning Percentage (348 ranked)	32	3	81.8	South Carolina	100.0	NC State	90.9

VIRGINIA TECH INDIVIDUALS RANKING SUMMARY

Statistic	Player	National Rank	Conference Rank	Value	National Leader	Value	Conference Leader	Value
Assist/Turnover Ratio (249 ranked)	Georgia Amooore	31	2	2.46	Rose Nkumu, Marquette	3.58	Kaylah Ivey, Boston College	3.19
Assists (148 ranked)	Georgia Amooore	2	1	160	Caitlin Clark, Iowa	182	Georgia Amooore, Virginia Tech	160
Assists Per Game (249 ranked)	Georgia Amooore	2	1	7.6	Caitlin Clark, Iowa	7.9	Georgia Amooore, Virginia Tech	7.6
Blocks (135 ranked)	Elizabeth Kitley	25	2	45	Cameron Brink, Stanford	78	Makayla Timpson, Florida St.	58
Blocks Per Game (248 ranked)	Elizabeth Kitley Clara Strack	28 216	2 17	2.05 0.95	Cameron Brink, Stanford	3.55	Makayla Timpson, Florida St.	2.52
Double Doubles (44 ranked)	Elizabeth Kitley	4	1	15	Lauren Gustin, BYU	21	Elizabeth Kitley, Virginia Tech	15
Field Goal Attempts (147 ranked)	Elizabeth Kitley Georgia Amooore	9 37	2 6	390 330	Caitlin Clark, Iowa	512	Dyaisha Fair, Syracuse	397
Field Goal Percentage (250 ranked)	Elizabeth Kitley Georgia Amooore	47 207	4 14	53.3 41.8	Lauren Betts, UCLA	68.3	Makayla Timpson, Florida St.	59.1
Field Goals (150 ranked)	Elizabeth Kitley Georgia Amooore	3 65	1 8	208 138	Caitlin Clark, Iowa	247	Elizabeth Kitley, Virginia Tech	208
Free Throw Attempts (147 ranked)					Angel Reese, LSU	174	Deja Kelly, North Carolina	167
Free Throw Percentage (249 ranked)	Elizabeth Kitley	201	10	76.4	Maya McDermott, UNI	95.8	Kiki Jefferson, Louisville	89.0
Free Throws (146 ranked)					Izzy Higginbottom, Arkansas St.	149	Deja Kelly, North Carolina	117
Minutes Per Game (150 ranked)	Georgia Amooore Elizabeth Kitley	88 123	6 8	34.32 33.68	Megan McConnell, Duquesne	38.70	Dyaisha Fair, Syracuse	36.36
Points (198 ranked)	Elizabeth Kitley Georgia Amooore	11 73	2 8	486 372	Caitlin Clark, Iowa	745	Hannah Hidalgo, Notre Dame	521
Points Per Game (249 ranked)	Elizabeth Kitley Georgia Amooore	11 65	2 6	22.1 17.7	Caitlin Clark, Iowa	32.4	Hannah Hidalgo, Notre Dame	24.8
Rebounds (140 ranked)	Elizabeth Kitley	7	1	253	Lauren Gustin, BYU	348	Elizabeth Kitley, Virginia Tech	253
Rebounds (Defensive) Per Game (30 ranked)	Elizabeth Kitley	5	1	8.3	Lauren Gustin, BYU	10.0	Elizabeth Kitley, Virginia Tech	8.3
Rebounds (Offensive) Per Game (30 ranked)					Angel Reese, LSU	5.6		
Rebounds Per Game (248 ranked)	Elizabeth Kitley	7	1	11.5	Lauren Gustin, BYU	15.1	Elizabeth Kitley, Virginia Tech	11.5
Steals (140 ranked)					Hannah Hidalgo, Notre Dame	106	Hannah Hidalgo, Notre Dame	106
Steals Per Game (243 ranked)					Hannah Hidalgo, Notre Dame	5.05	Hannah Hidalgo, Notre Dame	5.05
Three Point Attempts (147 ranked)	Georgia Amooore Cayla King Matilda Ekh	18 45 97	2 3 6	168 145 133	Caitlin Clark, Iowa	304	Dyaisha Fair, Syracuse	207
Three Point Percentage (165 ranked)	Matilda Ekh Cayla King Georgia Amooore	52 137 151	1 5 6	39.8 33.1 32.1	Meghan Huerter, UAlbany	49.0	Matilda Ekh, Virginia Tech	39.8
Three Pointers (144 ranked)	Georgia Amooore Matilda Ekh Cayla King	39 41 89	2 3 6	54 53 48	Caitlin Clark, Iowa	122	Dyaisha Fair, Syracuse	81
Three Pointers Per Game (247 ranked)	Georgia Amooore Matilda Ekh Cayla King	41 57 103	2 3 6	2.57 2.41 2.18	Caitlin Clark, Iowa	5.30	Dyaisha Fair, Syracuse	3.68
Triple Doubles (6 ranked)					Caitlin Clark, Iowa	4	Alyssa Ustby, North Carolina Zoe Brooks, NC State	1 1

COMBINED TEAM STATISTICS



2023-24 Virginia Tech Women's Basketball Combined Team Statistics All games

Page 1/1
as of Feb 04, 2024

Game Records

Record	Overall	Home	Away	Neutral
ALL GAMES	18-4	12-0	4-3	2-1
CONFERENCE	9-2	6-0	3-2	0-0
NON-CONFERENCE	9-2	6-0	1-1	2-1

Score by Periods

Team	1st	2nd	3rd	4th	OT	TOT
Virginia Tech	439	398	432	425	16	1710
Opponents	296	309	362	347	7	1321

Team Box Score

No.	Player	Total					3-Point		F-Throw		Rebounds							PTS	AVG			
		GP-GS	MIN	AVG	FG-FGA	FG%	3FG-3FGA	3FG%	FT-FTA	FT%	OFF	DEF	TOT	AVG	PF	DQ	A			TO	BLK	STL
33	KITLEY, Elizabeth	22-22	741:03	33.7	208-390	.533	2-5	.400	68-89	.764	70	183	253	11.5	37	1	40	50	45	14	486	22.1
5	AMOORE, Georgia	21-21	720:49	34.3	138-330	.418	54-168	.321	42-48	.875	6	47	53	2.5	40	1	160	65	10	17	372	17.7
11	EKH, Matilda	22-22	652:51	29.7	80-179	.447	53-133	.398	22-24	.917	15	58	73	3.3	36	0	38	15	9	12	235	10.7
22	KING, Cayla	22-22	651:11	29.6	53-166	.319	48-145	.331	10-14	.714	24	44	68	3.1	58	0	56	21	9	16	164	7.5
1	WENZEL, Carleigh	22-1	396:03	18.0	32-76	.421	12-34	.353	22-31	.710	6	47	53	2.4	37	1	34	30	10	9	98	4.5
4	MICHEAUX, Rose	19-16	239:35	12.6	33-59	.559	0-1	.000	14-21	.667	28	35	63	3.3	27	0	10	19	5	0	80	4.2
20	SUMMIEL, Olivia	22-6	440:19	20.0	33-62	.532	13-33	.394	12-15	.800	44	102	146	6.6	48	0	15	23	13	4	91	4.1
10	BAKER, Carys	22-0	250:26	11.4	29-59	.492	23-48	.479	7-9	.778	10	16	26	1.2	17	0	4	8	7	5	88	4.0
13	STRACK, Clara	22-0	234:25	10.7	31-58	.534	1-2	.500	10-15	.667	30	44	74	3.4	29	1	13	21	21	2	73	3.3
12	SUFFREN, Samyha	12-0	98:17	8.2	5-12	.417	0-1	.000	13-20	.650	3	11	14	1.2	17	0	13	11	0	6	23	1.9
Team											33	50	83				4					
Total		22	4425		642-1391	.462	206-570	.361	220-286	.769	269	637	906	41.2	346	4	383	267	129	85	1710	77.7
Opponents		22	4425		474-1299	.365	107-377	.284	266-354	.751	214	503	717	32.6	364	7	193	278	49	128	1321	60.0

Team Statistics

	VT	OPP
Scoring	1710	1321
Points per game	77.7	60.0
Scoring margin	+17.7	-
Field goals-att	642-1391	474-1299
Field goal pct	.462	.365
3 point fg-att	206-570	107-377
3-point FG pct	.361	.284
3-pt FG made per game	9.4	4.9
Free throws-att	220-286	266-354
Free throw pct	.769	.751
F-Throws made per game	10.0	12.1
Rebounds	906	717
Rebounds per game	41.2	32.6
Rebounding margin	+8.6	-
Assists	383	193
Assists per game	17.4	8.8
Turnovers	267	278
Turnovers per game	12.1	12.6
Turnover margin	+0.5	-
Assist/turnover ratio	1.4	0.7
Steals	85	128
Steals per game	3.9	5.8
Blocks	129	49
Blocks per game	5.9	2.2
Winning streak	5	-
Home win streak	12	-
Attendance	68289	33706
Home games-Avg/Game	12-5691	7-4815
Neutral site-Avg/Game	-	3-5599

Team Results

Date	Opponent	Score	Att.
11/06/2023	High Point	W 94-55	6113
11/09/2023	vs Iowa	L 76-80	15196
11/16/2023	Houston Christian	W 105-36	4226
11/20/2023	UNC Greensboro	W 72-51	4154
11/24/2023	vs Kansas	W 59-58	1100
11/25/2023	vs Tulane	W 76-70	500
11/30/2023	at LSU	L 64-82	10790
12/06/2023	LIU	W 98-50	3849
12/10/2023	Radford	W 85-40	5062
12/17/2023	at Rutgers	W 84-59	4731
12/21/2023	William & Mary	W 76-43	4887
12/31/2023	Pittsburgh	W 91-41	6078
01/04/2024	at Wake Forest	W 82-73	1303
01/07/2024	NC State	W 63-62	8925
01/11/2024	Miami (FL)	W 76-52	4672
01/14/2024	at Florida St.	L 81-89	3044
01/18/2024	at Duke	L 46-63	2217
01/21/2024	Clemson	W 74-62	6427
01/25/2024	Georgia Tech	W 87-69	4971
01/28/2024	at Syracuse	W 75-62	6003
02/01/2024	Virginia	W 76-63	8925
02/04/2024	at North Carolina	Wot 70-61	5618



COMBINED TEAM STATISTICS IN ACC PLAY



2023-24 Virginia Tech Women's Basketball Combined Team Statistics In Conference games

Page 1/1
as of Feb 04, 2024

Game Records

Record	Overall	Home	Away	Neutral
ALL GAMES	9-2	6-0	3-2	0-0
CONFERENCE	9-2	6-0	3-2	0-0
NON-CONFERENCE	0-0	0-0	0-0	0-0

Score by Periods

Team	1st	2nd	3rd	4th	OT	TOT
Virginia Tech	208	191	204	202	16	821
Opponents	151	161	197	181	7	697

Team Box Score

No.	Player	Total			3-Point		F-Throw		Rebounds				PF	DQ	A	TO	BLK	STL	PTS	AVG		
		GP-GS	MIN	AVG	FG-FGA	FG%	3FG-3FGA	3FG%	FT-FTA	FT%	OFF	DEF									TOT	AVG
33	KITLEY, Elizabeth	11-11	397:55	36.2	114-220	.518	1-2	.500	28-43	.651	32	93	125	11.4	18	0	19	32	21	11	257	23.4
5	AMOORE, Georgia	10-10	343:47	34.4	69-166	.416	26-82	.317	26-30	.867	4	16	20	2.0	20	1	75	36	1	11	190	19.0
11	EKH, Matilda	11-11	346:57	31.5	42-88	.477	30-67	.448	8-9	.889	5	27	32	2.9	17	0	17	8	5	8	122	11.1
22	KING, Cayla	11-11	336:56	30.6	22-71	.310	20-62	.323	5-8	.625	15	27	42	3.8	30	0	29	10	1	6	69	6.3
20	SUMMIEL, Olivia	11-5	249:48	22.7	17-31	.548	6-15	.400	6-6	1.000	24	55	79	7.2	27	0	11	12	8	4	46	4.2
1	WENZEL, Carleigh	11-1	200:22	18.2	13-38	.342	4-18	.222	13-17	.765	3	28	31	2.8	15	0	23	18	0	7	43	3.9
4	MICHEAUX, Rose	8-6	67:22	8.4	11-19	.579	0-0	.000	8-11	.727	10	9	19	2.4	7	0	2	4	1	0	30	3.8
10	BAKER, Carys	11-0	109:37	10.0	10-25	.400	9-23	.391	0-0	.000	3	10	13	1.2	6	0	1	3	2	1	29	2.6
12	SUFFREN, Samyha	5-0	52:45	10.6	3-8	.375	0-0	.000	6-10	.600	1	4	5	1.0	9	0	8	7	0	3	12	2.4
13	STRACK, Clara	11-0	119:31	10.9	11-26	.423	0-1	.000	1-5	.200	16	18	34	3.1	10	0	9	5	12	1	23	2.1
Team											13	27	40					3				
Total		11	2225		312-692	.451	96-270	.356	101-139	.727	126	314	440	40.0	159	1	194	138	51	52	821	74.6
Opponents		11	2225		257-654	.393	60-192	.313	123-165	.745	95	263	358	32.5	179	1	115	134	28	72	697	63.4

Team Statistics

	VT	OPP
Scoring	821	697
Points per game	74.6	63.4
Scoring margin	+11.3	-
Field goals-att	312-692	257-654
Field goal pct	.451	.393
3 point fg-att	96-270	60-192
3-point FG pct	.356	.313
3-pt FG made per game	8.7	5.5
Free throws-att	101-139	123-165
Free throw pct	.727	.745
F-Throws made per game	9.2	11.2
Rebounds	440	358
Rebounds per game	40.0	32.5
Rebounding margin	+7.5	-
Assists	194	115
Assists per game	17.6	10.5
Turnovers	138	134
Turnovers per game	12.5	12.2
Turnover margin	-0.4	-
Assist/turnover ratio	1.4	0.9
Steals	52	72
Steals per game	4.7	6.5
Blocks	51	28
Blocks per game	4.6	2.5
Winning streak	5	-
Home win streak	6	-
Attendance	39998	18185
Home games-Avg/Game	6-6666	5-3637
Neutral site-Avg/Game	-	0-0

Team Results

Date	Opponent		Score	Att.
12/31/2023	Pittsburgh	W	91-41	6078
01/04/2024	at Wake Forest	W	82-73	1303
01/07/2024	NC State	W	63-62	8925
01/11/2024	Miami (FL)	W	76-52	4672
01/14/2024	at Florida St.	L	81-89	3044
01/18/2024	at Duke	L	46-63	2217
01/21/2024	Clemson	W	74-62	6427
01/25/2024	Georgia Tech	W	87-69	4971
01/28/2024	at Syracuse	W	75-62	6003
02/01/2024	Virginia	W	76-63	8925
02/04/2024	at North Carolina	Wot	70-61	5618



THE LAST TIME IN VIRGINIA TECH WOMEN'S BASKETBALL HISTORY

VIRGINIA TECH ATHLETE

Scored 20 points	21, Georgia Amoore at UNC (2/4/24)
Scored 25 points	29, Georgia Amoore at Syracuse (1/28/24)
Scored 30 points	33, Elizabeth Kitley vs. Virginia (2/1/24)
Scored 35 points	35, Taylor Emery vs. Clemson (3/7/19)
Scored 40 points	42, Elizabeth Kitley vs. FGCU (3/18/22)
Two players scored 20 points	Elizabeth Kitley 33 & Georgia Amoore 20 vs. Virginia (2/1/24)
Three players scored 20 points	Elizabeth Kitley (25), Taylor Soule (24) & Kayana Traylor (22) at High Point (12/21/22)
Two players scored 25 points	Dara Mabrey (26) & Regan Magarity (30) at Boston College (2/3/19)
Five in double figures	vs. USC Upstate (11/14/22), Kayana Traylor (17), Elizabeth Kitley (13), Georgia Amoore (11) Taylor Soule (10), Ashley Owusu (10)
Six in double figures	vs. Pitt (12/31/23), Georgia Amoore (20), Matilda Ekh (16), Cayla King (11), Carleigh Wenzel (11), Liz Kitley (10), Olivia Summiel (10)
Seven or more in double figures	vs. Wagner (11/10/17), Taylor Emery (20), Aisha Sheppard (10), Kendyl Brooks (12), Regan Magarity 912, Michelle Berry (11), Rachel Camp (10), Alexis Jean (16)
100% on FG (min. of 7 attempts)	(7-for-7) Elizabeth Kitley vs. George Washington (12/1/20)
100% on 3FG (min. of 4 attempts)	at Rutgers (12/17/23), 4-4 Olivia Summiel
Made 5 3FG in a game	Georgia Amoore at Rutgers (12/17/23)
Made 6 3FG in a game	Georgia Amoore vs. Duke (3/4/23)
Made 7 3FG in a game	Matilda Ekh at Rutgers (12/17/23)
Made 8 or more 3FG in a game	vs. Mount St. Mary's (11/7/22), Cayla King (9)
Attempted 10 or more 3FG in a game	Cayla King (10) at UNC (2/4/24)
100% on FT (min. 10 attempts)	vs. Louisville (3/5/23), Georgia Amoore (10-10)
Player had 15 rebounds	at UNC (2/4/24), Elizabeth Kitley (15)
Player had 20 rebounds	vs. Notre Dame (12/18/22), Elizabeth Kitley (20)
Two players with 10+ rebounds	vs. William & Mary (12/21/23), Elizabeth Kitley (17) & Olivia Summiel (12)
Three players with 10+ rebounds	vs. Miami (3/3/23), D'asia Gregg (13), Elizabeth Kitley (10), Taylor Soule (10)
Four players with 10+ rebounds	vs. Mercer (2/22/86), Stephanie Green (10), Joyce Waddy (11), Michelle Bain (10), Susan Walvius (10)
Player had 10 assists	vs. Virginia (2/1/24), Georgia Amoore (14)
Player had 15 assists	vs. HCU (11/16/23) Georgia Amoore (16)
Player blocked 5 shots	Elizabeth Kitley vs. Kansas (11/24/23)
Player blocked 6 or more shots	vs. LSU (3/31/23), Elizabeth Kitley (7)
Player had 5 steals	at Notre Dame (2/20/20), Taja Cole
Player had 6 steals	vs. High Point (12/16/17), Chanette Hicks
Player had 7 steals	vs. Louisville (2/9/17), Chanette Hicks
Player had 8 or more steals	vs. Radford (12/21/16), Chanette Hicks (8)
Double-double with points & rebounds	Elizabeth Kitley 15-15 at UNC (2/4/24)
Double-double with points & assists	Georgia Amoore 21-11 at UNC (2/4/24)
Two players had double-doubles	at UNC (2/4/24), Elizabeth Kitley 15 & 15 rebounds and Georgia Amoore 21 & 11 assists
Three players had double-doubles	vs. Wichita State (12/21/19), Trinity Baptiste 14-10, Taja Cole 15-10 assists, Lydia Rivers 11-12
Recorded a triple-double	vs. Nebraska (12/1/22), Georgia Amoore 24-10-11

VIRGINIA TECH TEAM

Defeated an AP Top 5 team	63-62 vs. No. 3 NC State (1/7/24)
Defeated an AP Top 10 team	61-45 vs. No. 9 Duke (2/16/23)
Defeated an AP Top 25 team	84-74 vs. No. 12 Ohio State (3/27/23)
Defeated a ranked team at home	63-62 vs. No. 3 NC State (1/7/24)
Defeated a ranked team on road	70-61 (OT) at No. 24 UNC (2/4/24)
Defeated a ranked team at neutral site	84-74 vs. No. 12 Ohio State (3/27/23)
Unranked Hokies beat ranked opp	66-61 vs. No. 23 North Carolina (2/13/22)
Scored 100 or more points	105-36, vs. HCU (11/16/23)
Scored fewer than 50 points	46-63 at Duke (1/18/24)
Won an overtime game	70-61 (OT) at UNC (2/4/24)
Lost an overtime game	67-72 (OT) at Duke (1/12/20)

OPPOSING TEAM

Scored 100 or more points	62-107 at No. 13 Florida State (1/14/18)
Scored 49 points or fewer	41-91, vs. Pitt (12/31/23)
Unranked opp beat ranked Hokies	46-63 No. 14 VT lost at Duke (1/18/24)
Unranked Hokies beat ranked opp	66-61 vs. No. 23 North Carolina (2/13/22)

VIRGINIA TECH WOMEN'S BASKETBALL INDIVIDUAL RECORDS FOR A SINGLE GAME

INDIVIDUAL HIGHS

Most points scored	42, Elizabeth Kitley vs. FGCU (3/18/22)
Most points scored at home	34, Renee Dennis vs. Memphis (2/7/87)
Most points scored on the road	36, Brittany Cook at Miami (2/11/08)
Field goals made	17, Elizabeth Kitley at George Washington (11/11/21)
Field goals attempted	30, Renee Dennis vs. Memphis (2/7/87)
Most FG made without a miss	9 (2x), last by Nicole Jones vs. Fordham (1/2/1999)
3FG made	9, Cayla King vs. Mount St. Mary's (11/7/22)
3FG attempts	20, Aisha Sheppard vs. Notre Dame (1/21/21)
Free throws made	16, Amy Wetzel vs. Wisconsin (3/14/1998)
Free throws attempted	18, Nikki Davis at Miami (1/24/10)
Free throws made without a miss	13, Sue Logsdon vs. William & Mary (1/2/91)
Offensive rebounds (since 1987-88)	11, Utaha Drye vs. USC Upstate (2/2/09)
Defensive rebounds (since 1987-88)	17 (2x), last Elizabeth Kitley vs. Notre Dame (12/18/22)
Total rebounds	21 (4x), last by Elizabeth Kitley vs. Wake Forest (1/17/21)
Assists	16, Georgia Moore, vs. HCU (11/16/23)
Turnovers	13, Sherry Banks vs. George Washington (1/21/97)
Steals	9, Taiqua Brittingham vs. Northwestern (12/22/83)
Blocks	9 (3x), last by Susan Walvius vs. FSU (1/4/86)
Minutes Played	54 (2x), last by Katie O'Connor & Amy Wetzel vs. Dayton (2/27/1999)

VIRGINIA TECH TEAM

Most points scored	117 at Mercer (2/16/87)
Most points combined	201 (2x), last at Dayton (1/18/97)
Most points scored at home	105 (4x), last vs. HCU (11/16/23)
Most points scored on the road	117 at Mercer (2/16/87)
Most points scored in a quarter	39 vs. Maryland Eastern Shore (12/6/17) in 3Q
Most points scored in a half	67 at Charleston (12/14/84) in 2H
Fewest points scored in a quarter	2 at Virginia (1/26/17) in 3Q
Fewest points scored in a half	8 (2x), last at Miami (2/5/15) in 1H
Fewest points combined	73 (2x), last at Boston College (1/5/12)
Largest margin of victory	69, vs. HCU (11/16/23)
Worst defeat	60, vs. Old Dominion (1/27/78)
Most points in a loss	90, at Clemson (12/29/84)
Fewest points scored	26, at Duke (1/16/13)
Fewest points allowed	24, vs. USC Upstate (11/14/22)
Most points allowed	108, vs. Old Dominion (1/27/78)
FG made	51, at Mercer (2/16/87)
FG attempted	94, vs. Appalachian State (11/17/79)
FG percentage	66.1 vs. Appalachian State (11/17/79)
3FG made	18, vs. Wichita State (12/21/19)
3FG attempted	39, vs. Notre Dame (1/21/21)
3FG made (both teams)	26, at NC State (1/24/21)
3FG attempted (both teams)	70, vs. USC Upstate (11/6/18)
Free throws made	43, vs. Yale (1/9/82)
Free throws attempted	58, vs. Yale (1/9/82)
Most FT made without a miss	20, vs. Duke (12/30/21)
Offensive rebounds (since 1987-88)	43, vs. Liberty (1/8/90)
Defensive rebounds (since 1987-88)	49, vs. Gardner-Webb (12/6/20)
Total rebounds	75, vs. Liberty (1/8/90)
Assists	38, at Mercer (2/16/87)
Fewest turnovers	6 (6x), last vs. Miami (1/11/24)
Most turnovers	46, at James Madison (2/16/78)
Steals	23, at Florida State (12/17/79)
Blocks	14, vs. East Tennessee State (12/21/92)

VIRGINIA TECH WOMEN'S BASKETBALL INDIVIDUAL RECORDS FOR A SINGLE ACC GAME

INDIVIDUAL HIGHS

Most points scored	36, Brittany Cook at Miami (2/11/08)
Most points scored at home	32 (2x), last by Aisha Sheppard vs. Virginia (2/23/20)
Most points scored on the road	36, Brittany Cook at Miami (2/11/08)
Field goals made	15 (3x), last by Elizabeth Kitley vs. Virginia (2/1/24)
Field goals attempted	28, Elizabeth Kitley at Duke (1/18/24)
Most FG made without a miss	7, Tajah Campbell vs. Virginia (2/28/2016)
3FG made	8 (2x), last by Aisha Sheppard vs. Virginia (2/23/20)
3FG attempts	20, Aisha Sheppard vs. Notre Dame (1/21/21)
Free throws made	14 (2x), last by Sidney Cook at Miami (2/21/2106)
Free throws attempted	18, Nikki Davis at Miami (1/24/10)
Free throws made without a miss	12, Dara Mabrey at North Carolina (2/9/20)
Offensive rebounds	10, (2x), last by LaTorri Hines-Allen vs. Clemson (2/3/12)
Defensive rebounds	17, Elizabeth Kitley vs. Notre Dame (12/18/22)
Total rebounds	21 (2x), last by Elizabeth Kitley vs. Wake Forest (1/17/21)
Assists	11 (3x), last by Georgia Amooore, vs. NC State (2/19/23)
Turnovers	8 (8x), last by Aisha Sheppard at Clemson (2/25/21)
Steals	7 (2x), last by Channette Hicks vs. Louisville (2/9/17)
Blocks	8, Elizabeth Kitley at Notre Dame (2/20/20)
Minutes Played	50, Carrie Mason at Florida State (2/19/2005)

VIRGINIA TECH TEAM

Most points scored	102, at Syracuse (2/17/22)
Most points combined	181, at Boston College (2/3/19)
Most points scored at home	91, vs. Pitt (12/31/23)
Most points scored on the road	102, at Syracuse (2/17/22)
Most points scored in a quarter	34, vs. Florida State (2/12/23) in 1Q
Most points scored in a half	57, vs. Pitt (12/31/23) in 2H
Fewest points scored in a quarter	2, at Virginia (1/26/17) in 3Q
Fewest points scored in a half	8, at Miami (2/5/15) in 1H
Fewest points combined	73, at Boston College (1/5/12)
Largest margin of victory	50, vs. Pitt (12/31/23)
Worst defeat	50, at Duke (2/21/11)
Most points in a loss	87, at NC State (1/24/21)
Fewest points scored	26, at Duke (1/16/03)
Fewest points allowed	33 (2x), last vs. Boston College (1/3/16)
Most points allowed	107, at Florida State (1/14/18)
FG made	36 (2x), last at Syracuse (2/17/22)
FG attempted	88, at Florida State (2/19/05)
FG percentage	65.2, vs. Wake Forest (2/22/09)
3FG made	15 (2x), last vs. Pitt (12/10/20)
3FG attempted	39, vs. Notre Dame (1/21/21)
3FG made (both teams)	26, at NC State (1/24/21)
3FG attempted (both teams)	68, at Syracuse (2/1/18)
Free throws made	31, at Boston College (2/6/22)
Free throws attempted	34, vs. Wake Forest (1/23/15)
Most FT made without a miss	20, vs. Duke (12/30/21)
Offensive rebounds	28, vs. Clemson (2/3/12)
Defensive rebounds	39 (2x), last at Syracuse (2/17/22)
Total rebounds	59, at Clemson (1/2/15)
Assists	25, at Miami (2/11/08)
Fewest Turnovers	6 (2x), last vs. Wake Forest (1/16/17)
Steals	17 (3x), last vs. Maryland (2/4/08)
Blocks	10 (2x), last vs. Virginia (1/9/14)

2023-24 SEASON GAME-BY-GAME BOX SCORES

GAME ONE: NO. 8 VT 94 - HIGH POINT 55

Official Basketball Box Score - Final
High Point at Virginia Tech
 11/06/23 Cassell Coliseum, Blacksburg, VA
 2023-24 Women's Basketball

Game Time: 5:02 PM
 Game Duration: 1:42
 Attendance: 6,113

Officials: Carla Fourey, Roy Jackson, Teresa Buck

High Point - 55		Record: 0-1		Rebounds		Fouls		TP		AS		TO		ST		Blocks		+/-						
NO.	Name	Min	FG	3P	FT	OR	DR	OR	DR	TP	AS	TO	ST	BS	BA	+/-	Shooting By Period							
2	Nakyan Terrell	G 31:48	6-15	1-4	2-2	0	2	2	1	3	15	2	3	2	0	0	-30	1st FG% 5-14 35.7%						
5	Chloe Wyatt	G 22:56	1-5	0-1	2-2	0	2	3	1	4	1	2	0	0	0	-29	3PT% 1-5 20.0%							
12	Lauren Bevis	G 34:42	3-12	1-7	8-8	0	1	1	2	6	15	1	1	0	0	-35	FT% 4-4 100%							
14	Anna Hager	G 29:07	1-7	0-0	0-0	0	3	3	1	1	2	2	1	0	0	-32	2nd FG% 4-15 26.7%							
22	Shakira Baskerville	G 19:55	2-5	0-1	0-0	2	3	3	0	0	4	1	0	0	0	-20	3PT% 1-5 20.0%							
0	Buky Akinaola	G 17:35	2-6	0-0	4-4	0	0	0	0	2	3	8	0	0	0	-17	FT% 6-6 100%							
15	Amara McNear	G 16:03	2-4	1-2	0-0	1	0	1	3	2	5	0	1	0	0	-15	1st FG% 5-15 33.3%							
1	Faith Price	G 18:31	0-3	0-0	0-0	0	3	3	2	0	0	0	0	0	0	-13	3PT% 1-5 20.0%							
3	Neveah Zavala	G 09:24	1-1	0-0	0-0	0	0	0	1	2	0	0	0	0	0	-4	FT% 4-4 100%							
Team			5			6			0			0		0		0		3PT% 0-1 0.0%						
Totals			18-58			3-16			16-16			8			15		27		55		FT% 2-2 100%			

Technical Fouls: NONE
 Dead Ball Rebounds: 0

Virginia Tech - 94		Record: 1-0		Rebounds		Fouls		TP		AS		TO		ST		Blocks		+/-						
NO.	Name	Min	FG	3P	FT	OR	DR	OR	DR	TP	AS	TO	ST	BS	BA	+/-	Shooting By Period							
4	Rose Micheaux	F 25:11	3-5	0-0	0-0	2	6	8	3	0	6	0	5	0	1	0	22	1st FG% 14-16 87.5%						
33	Elizabeth Kiley	C 25:33	12-17	0-0	3-3	5	6	11	2	27	2	3	0	2	0	35	3PT% 4-6 66.7%							
5	Georgia Amoree	G 31:21	6-13	2-7	0-0	0	3	2	0	14	9	1	1	0	0	39	FT% 6-7 85.7%							
11	Maddix Ekh	G 28:03	4-8	3-7	4-5	0	5	5	2	5	15	1	0	1	0	31	2nd FG% 6-15 40.0%							
22	Cayla King	G 26:56	4-7	4-7	2-2	1	1	2	3	14	3	0	2	0	0	27	3PT% 3-7 42.9%							
1	Carleigh Wenzel	G 18:46	3-4	1-2	0-0	0	1	1	2	2	7	0	1	0	4	12	FT% 3-4 75%							
20	Olivia Summiel	G 20:06	1-2	0-1	2-4	1	7	8	2	4	2	0	0	1	0	20	1st FG% 8-17 47.1%							
13	Clara Strack	G 10:04	1-2	0-0	0-0	1	1	2	1	0	2	0	2	0	0	7	3PT% 3-8 37.5%							
12	Samya Suffren	G 03:17	0-0	0-0	2-2	1	0	1	2	1	2	0	0	0	0	0	FT% 1-1 100%							
10	Carys Baker	G 10:03	1-3	1-2	0-0	0	0	0	1	1	3	0	0	0	0	0	3PT% 1-5 20.0%							
Team			1			2			3			0		0		0		GM FG% 35-61 57.4%						
Totals			35-61			11-26			13-16			22			17		12		2		FT% 13-16 81.3%			

Technical Fouls: NONE
 Dead Ball Rebounds: 2

Biggest lead		HPU		Hokies		Points from Turnovers		Period by Period Scoring			
0	(1st 10:00)	41	(4th 3:35)	Paint	26	32	1st	2nd	3rd	4th	TOT
Best Scoring Run	8 (2nd 4:18)	10 (1st 3:15)	Second Chance	4	17	HPU	15	15	10	55	
Lead Changes	0	Fast Breaks	4	3	Hokies	38	18	20	18	94	
Times Tied	0	Bench	15	18							
Time with Lead	00:00	39:41									



GAME TWO: NO. 8 VT 76 - NO. 3 IOWA 80

Official Basketball Box Score - Final
Iowa at Virginia Tech
 11/09/23 Spectra Center, Charlotte, N.C.
 2023-24 Women's Basketball

Game Time: 8:00 PM
 Game Duration: 1:59
 Attendance: 15,196

Officials: Joe Vazich, Tara Cruise, Brian Hall

Iowa - 80		Record: 2-0		Rebounds		Fouls		TP		AS		TO		ST		Blocks		+/-							
NO.	Name	Min	FG	3P	FT	OR	DR	OR	DR	TP	AS	TO	ST	BS	BA	+/-	Shooting By Period								
45	Hannah Stuelke	F 17:20	6-8	0-0	0-0	1	3	4	5	0	12	0	2	1	0	1	7	1st FG% 7-23 30.4%							
1	Molly Davis	G 15:53	0-2	0-0	0-0	1	1	2	0	0	2	0	1	0	0	1	1	3PT% 1-9 11.1%							
20	Kata Martin	G 23:24	4-9	0-1	2-2	0	1	1	2	2	10	1	2	1	0	0	-4	FT% 0-0 0%							
22	Caitlin Clark	G 40:00	13-31	5-16	13-17	0	8	8	2	16	44	6	1	0	1	3	4	2nd FG% 6-16 37.5%							
24	Gabbie Marshall	G 37:45	0-6	0-6	0-0	0	1	1	1	2	0	2	2	0	0	9	9	3PT% 0-6 0.0%							
3	Sydney Alfhor	G 25:56	1-4	0-1	0-0	0	4	1	1	0	2	0	1	2	0	1	4	FT% 6-8 75%							
40	Sharon Goodman	G 22:34	2-4	0-0	0-0	2	1	3	3	1	4	0	2	0	0	1	4	3rd FG% 2-7 28.6%							
4	Kylie Feuerbach	G 17:08	2-4	1-2	3-3	2	1	3	2	3	8	1	1	1	0	3	3	FT% 5-5 100%							
Team			5			6			11			0		1		1		4th FG% 9-13 69.2%							
Totals			28-68			6-26			18-22			15		32		47		18		24		FT% 7-9 77.8%			

Technical Fouls: NONE
 Dead Ball Rebounds: 2

Virginia Tech - 76		Record: 1-1		Rebounds		Fouls		TP		AS		TO		ST		Blocks		+/-								
NO.	Name	Min	FG	3P	FT	OR	DR	OR	DR	TP	AS	TO	ST	BS	BA	+/-	Shooting By Period									
4	Rose Micheaux	F 07:03	0-1	0-0	0-0	0	1	1	0	0	0	0	1	0	0	0	-9	1st FG% 3-9 33.3%								
33	Elizabeth Kiley	C 39:39	7-16	0-0	2-2	5	11	16	1	6	3	2	1	3	0	4	1	FT% 1-1 100%								
5	Georgia Amoree	G 39:58	10-23	7-14	4-4	0	1	1	3	4	21	3	0	0	0	-4	4	2nd FG% 4-14 28.6%								
11	Maddix Ekh	G 31:16	3-11	1-7	0-0	3	4	7	3	4	7	3	1	1	0	5	5	3PT% 2-7 28.6%								
22	Cayla King	G 17:41	2-9	2-6	0-0	0	1	0	4	1	6	1	1	0	1	2	4	FT% 4-5 80%								
20	Olivia Summiel	G 33:16	1-7	0-4	0-0	1	7	8	3	1	2	0	1	1	1	-3	3	1st FG% 6-18 33.3%								
1	Carleigh Wenzel	G 17:24	4-4	2-2	1-2	0	1	1	5	2	11	0	1	0	1	0	7	3PT% 2-6 33.3%								
10	Carys Baker	G 13:22	1-1	1-1	0-0	0	0	0	0	0	0	0	0	0	0	-10	0	FT% 2-2 100%								
13	Clara Strack	G 00:21	0-0	0-0	0-0	1	0	1	0	0	0	0	0	0	0	0	0	4th FG% 11-22 50.0%								
Team			3			5			0			0		0		0		3PT% 11-22 50.0%								
Totals			28-72			13-34			7-8			13			27		10		12		6		GM FG% 28-72 38.9%			

Technical Fouls: NONE
 Dead Ball Rebounds: 0

Biggest lead		UI		VT		Points from Turnovers		Period by Period Scoring			
12	(4th 4:05)	7	(2nd 4:53)	Paint	12	19	1st	2nd	3rd	4th	TOT
Best Scoring Run	8 (2nd 2:55)	8 (1st 2:15)	Second Chance	42	20	UI	15	18	20	27	80
Lead Changes	11	Fast Breaks	21	0	VT	18	14	16	28	76	
Times Tied	5	Bench	14	16							
Time with Lead	29:30	07:28									



GAME THREE: NO. 9 VT 105 - HCU 36

Official Basketball Box Score - Final
Houston Christian at Virginia Tech
 11/16/23 Cassell Coliseum, Blacksburg, VA
 2023-24 Women's Basketball

Game Time: 6:00 PM
 Game Duration: 1:34
 Attendance: 4,226

Officials: Mark Rosch, Ashlee Good, Kelsey Reynolds

Houston Christian - 36		Record: 1-3		Rebounds		Fouls		TP		AS		TO		ST		Blocks		+/-			
NO.	Name	Min	FG	3P	FT	OR	DR	OR	DR	TP	AS	TO	ST	BS	BA	+/-	Shooting By Period				
11	Jo Oly	F 22:06	0-5	0-0	0-0	1	1	1	0	1	1	0	0	0	0	-44	1st FG% 6-14 42.9%				
12	Amy Colton	F 21:43	1-3	0-1	2-2	1	1	1	1	4	1	2	1	0	1	-40	3PT% 2-4 50.0%				
14	N'Denasija Collins	F 21:44	2-10	1-1	2-2	0	0	0	1	7	0	2	0	0	1	-44	FT% 2-2 100%				
0	Enya Maguire	G 26:56	5-13	3-10	0-0	1	1	2	19	0	0	1	1	0	1	-40	2nd FG% 3-19 15.8%				
5	Kennedy Wilson	G 23:09	1-8	0-2	0-2	0	2	1	2	1	0	0	0	0	0	-44	FT% 1-6 16.7%				
10	Hannah Fields	G 17:30	1-4	0-1	0-0	2	2	3	2	2	0	1	0	0	0	-38	1st FG% 0-5 0%				
3	Erin Maguire	G 16:51	0-3	0-1	0-0	1	1	1	0	0	1	0	0	0	0	-25	3PT% 0-4 0.0%				
13	Tove Caesar	G 09:24	0-3	0-2	0-0	1	0	1	0	0	0	0	0	0	0	-29	FT% 2-2 100%				
22	Makolita Begayegou	G 06:36	0-3	0-0	0-0	0	0	0	0	1	1	0	0	0	0	-9	1st FG% 2-10 20.0%				
40	Elizabeth Maradi	G 21:15	3-6	0-0	0-0	1	2	4	1	6	0	2	0	0	0	-29	3PT% 1-4 25.0%				
23	Lyric Barr	G 09:46	0-0	0-0	2-2	0	2	0	1	2	0	0	0	0	0	-3	FT% 2-4 50%				
Team			2			5			0			0		0		0		GM FG% 13-58 22.4%			
Totals			13-58			4-18			7-12			15		9		36		4		10	

2023-24 SEASON GAME-BY-GAME BOX SCORES

GAME FIVE: NO. 9 VT 59 - KANSAS 58



Official Basketball Box Score - Final
Kansas at Virginia Tech
11/24/23 John Gray Gymnasium, George Mason, Cayman Islands
2023-24 Women's Basketball

Game Time: 5:00 PM
Game Duration: 1:52
Attendance: 1,100

Officials: Karen Panto, Sat Esho, Fatou Casoko-Stephens

Kansas - 58		Record: 3-2										Shooting By Period									
NO.	Name	Min	FG	3P	FT	Rebounds	Fouls	TP	AS	TO	ST	Blocks	BS	BA	+/-	1 st FG%	2 nd FG%	3 rd FG%	4 th FG%	GM FG%	
1	Tayanna Jackson	C 18:22	4-8	0-0	0-4	3	1	4	2	8	0	3	2	1	2	-3	1 st 40.0%	2 nd 0.0%	3 rd 0.0%	4 th 0.0%	33.3%
0	Wynette Mayberry	G 30:13	3-9	0-3	0-0	1	3	4	1	0	6	1	1	1	1	-1	37.5%	0.0%	0.0%	0.0%	0.0%
12	Shyia Nichols	G 34:56	5-13	1-2	2-3	2	1	3	3	13	0	3	1	0	2	0	25.0%	40.0%	0.0%	0.0%	20.0%
13	Holly Kerspleter	G 29:52	2-6	1-3	0-0	0	3	3	2	3	5	0	1	1	0	-2	33.3%	0.0%	0.0%	0.0%	0.0%
15	Zakiyah Franklin	G 33:05	4-13	1-3	3-3	0	4	4	0	4	12	1	0	2	2	0	15.4%	25.0%	0.0%	0.0%	11.1%
5	Ryan Cobbins	19:26	2-3	1-1	1-2	0	3	3	0	2	6	1	0	0	0	-1	66.7%	0.0%	0.0%	0.0%	50.0%
14	Dana Papadopoulou	15:40	1-2	0-0	1-2	2	4	6	5	1	3	0	0	0	0	6	50.0%	0.0%	0.0%	0.0%	50.0%
32	Skyler Gill	17:03	2-5	0-1	1-2	0	0	0	0	1	5	0	1	1	0	0	40.0%	0.0%	0.0%	0.0%	0.0%
7	Fiana Gaines	01:22	0-0	0-0	0-0	0	0	0	0	0	0	0	0	0	0	-4	0.0%	0.0%	0.0%	0.0%	0.0%
Team			3	1	4	0	2			2											
Totals		23:59	4-13	1-6	11	20	31	16	16	58	2	15	8	1	7	-1	33.3%	2.0%	0.0%	0.0%	11.1%
Technical Fouls:		Bench 3 rd 1, 2 nd 2																			

Virginia Tech - 59		Record: 4-1										Shooting By Period									
NO.	Name	Min	FG	3P	FT	Rebounds	Fouls	TP	AS	TO	ST	Blocks	BS	BA	+/-	1 st FG%	2 nd FG%	3 rd FG%	4 th FG%	GM FG%	
4	Rosa Micheaux	F 18:35	2-2	0-0	2-2	2	2	4	2	6	1	3	0	0	4	0	100.0%	0.0%	0.0%	0.0%	100.0%
33	Elizabeth Killey	C 38:12	11-22	0-0	9-10	3	15	18	2	6	31	3	3	0	15	-1	50.0%	0.0%	0.0%	0.0%	50.0%
5	Georgia Amore	G 38:38	6-16	2-7	0-0	0	3	0	3	14	7	9	1	0	1	-3	37.5%	14.3%	0.0%	0.0%	25.0%
11	Matilda Ekh	G 36:57	1-5	0-1	0-0	1	2	3	0	2	0	1	0	0	-4	20.0%	0.0%	0.0%	0.0%	0.0%	
22	Cayla King	G 24:44	2-5	1-4	0-0	2	1	3	4	1	5	4	2	3	0	4	40.0%	0.0%	0.0%	0.0%	37.5%
11	Carleigh Wenzel	28:34	0-3	0-0	1-2	0	2	2	2	1	1	0	1	0	0	-1	0.0%	0.0%	0.0%	0.0%	0.0%
20	Olivia Summiel	05:28	0-0	0-0	0-0	1	0	0	0	0	0	0	0	0	0	-1	0.0%	0.0%	0.0%	0.0%	0.0%
13	Clara Strack	00:48	0-0	0-0	0-0	0	0	0	0	0	0	0	0	0	0	-1	0.0%	0.0%	0.0%	0.0%	0.0%
10	Carys Baker	10:04	0-0	0-0	0-0	0	0	0	1	1	0	0	0	1	0	1	0.0%	0.0%	0.0%	0.0%	0.0%
Team			3	2	5	0	0			1											
Totals		22:53	3-12	1-4	12	27	39	16	15	59	15	21	4	7	1	1	11.1%	0.0%	0.0%	0.0%	11.1%
Technical Fouls:		NONE																			

Biggest lead	KAN	VAT	Points from Turnovers	KAN	VAT	Period by Period Scoring					
5 (1 st 7:48)	7 (2 nd 8:51)	17	10	1st	2nd	3rd	4th	TOT			
Best Scoring Run	8 (4 th 8:15)	8 (2 nd 8:51)	Paint	32	22	KAN	15	16	11	58	
Lead Changes	17	Second Chance	8	10	Times Tied	7	Fast Breaks	3	3		
Times Tied	7	Fast Breaks	3	3	Time with Lead	09:35	28:40	Bench	14	1	
Time with Lead	09:35	28:40	Bench	14	1	VAT	19	13	18	9	59



GAME SIX: NO. 9 VT 76 - TULANE 70



Official Basketball Box Score - Final
Tulane at Virginia Tech
11/25/23 John Gray Gymnasium, George Mason, Cayman Islands
2023-24 Women's Basketball

Game Time: 11:00 AM
Game Duration: 1:47
Attendance: 500

Officials: Caria Fountain, Tyra Tymble, Saf Esho

Tulane - 70		Record: 3-3										Shooting By Period									
NO.	Name	Min	FG	3P	FT	Rebounds	Fouls	TP	AS	TO	ST	Blocks	BS	BA	+/-	1 st FG%	2 nd FG%	3 rd FG%	4 th FG%	GM FG%	
12	Hannah Pratt	F 32:59	6-15	4-9	0-0	1	0	1	1	1	3	16	0	3	0	0	1	3	0	0	44.4%
21	Inna Parau	F 29:23	1-5	0-2	0-0	1	5	6	2	3	2	2	0	0	0	-1	20.0%	0.0%	0.0%	0.0%	0.0%
0	Kyrin Whittington	G 29:32	9-13	1-2	7-8	0	2	2	5	5	26	1	2	2	0	1	2	2	0	1	72.7%
1	Kaylah Rainey	G 30:13	1-6	1-4	0-0	0	1	1	5	3	3	1	0	0	0	-2	16.7%	25.0%	0.0%	0.0%	14.3%
3	Marta Galic	G 31:17	4-10	1-3	4-4	1	6	7	2	3	12	1	2	1	0	0	7	2	0	0	40.0%
23	Amiria Mabry	24:34	3-7	1-2	4-4	1	5	6	2	3	11	2	0	1	1	-8	42.9%	0.0%	0.0%	0.0%	28.6%
24	Chiara Grattini	04:02	0-1	0-0	0-0	0	0	0	0	0	0	0	0	0	0	-3	0.0%	0.0%	0.0%	0.0%	0.0%
33	Lily Ba	04:15	0-0	0-0	0-0	0	0	0	0	1	0	0	0	0	0	-4	0.0%	0.0%	0.0%	0.0%	0.0%
8	Joy Madison-Key	13:47	0-1	0-0	0-0	0	1	1	0	0	0	0	0	1	0	0	0	0	0	0	0.0%
Team			2	4	6	0	0			1											
Totals		24:58	8-22	14-16	16	24	30	18	21	70	10	11	4	1	4	-6	36.4%	22.2%	0.0%	0.0%	28.6%
Technical Fouls:		NONE																			

Virginia Tech - 76		Record: 5-1										Shooting By Period									
NO.	Name	Min	FG	3P	FT	Rebounds	Fouls	TP	AS	TO	ST	Blocks	BS	BA	+/-	1 st FG%	2 nd FG%	3 rd FG%	4 th FG%	GM FG%	
4	Rosa Micheaux	F 20:57	1-4	0-0	0-0	4	4	4	3	0	2	1	1	0	1	0	4	2	0	0	25.0%
33	Elizabeth Killey	C 33:20	9-12	0-0	0-0	1	7	8	4	8	18	3	2	0	2	0	12	2	0	0	100.0%
5	Georgia Amore	G 40:00	9-16	3-8	3-4	1	4	5	3	7	24	7	4	1	0	0	6	2	0	0	41.7%
11	Matilda Ekh	G 28:43	1-6	1-5	2-2	0	1	1	2	2	5	3	0	0	0	-4	16.7%	0.0%	0.0%	0.0%	0.0%
22	Cayla King	G 38:05	3-13	3-13	2-2	0	4	3	1	11	0	1	0	1	0	10	23.1%	0.0%	0.0%	0.0%	11.5%
11	Carleigh Wenzel	03:39	0-1	0-0	0-0	0	0	0	0	0	0	0	0	0	0	-1	0.0%	0.0%	0.0%	0.0%	0.0%
20	Olivia Summiel	22:12	6-9	3-5	1-1	3	5	8	4	1	16	0	2	0	1	4	66.7%	0.0%	0.0%	0.0%	55.6%
12	Samya Suffren	05:57	0-0	0-0	0-0	1	0	1	2	1	0	0	0	0	0	-1	0.0%	0.0%	0.0%	0.0%	0.0%
13	Clara Strack	02:03	0-0	0-0	0-0	0	0	0	0	0	0	0	0	0	0	-4	0.0%	0.0%	0.0%	0.0%	0.0%
10	Carys Baker	04:54	0-0	0-0	0-0	0	0	0	0	0	0	0	0	0	0	-1	0.0%	0.0%	0.0%	0.0%	0.0%
Team			1	4	5	0	0			0											
Totals		29:61	10-32	8-9	7	29	38	21	18	76	15	10	3	4	1	8	31.3%	11.1%	0.0%	0.0%	22.2%
Technical Fouls:		NONE																			

Biggest lead	TUL	VT	Points from Turnovers	TUL	VT	Period by Period Scoring					
6 (2 nd 6:11)	7 (3 rd 0:08)	10	14	1st	2nd	3rd	4th	TOT			
Best Scoring Run	12 (2 nd 6:11)	8 (2 nd 3:10)	Paint	26	18	TUL	15	18	19	70	
Lead Changes	12	Second Chance	5	14	Times Tied	7	Fast Breaks	6	5		
Times Tied	7	Fast Breaks	6	5	Time with Lead	13:14	23:02	Bench	11	16	
Time with Lead	13:14	23:02	Bench	11	16	VAT	19	12	25	20	76



GAME SEVEN: NO. 9 VT 64 - NO. 7 LSU 82



Official Basketball Box Score - Final
Virginia Tech at LSU
11/30/23 March Assembly Center, Baton Rouge
2023-24 Women's Basketball

Game Time: 8:00 PM
Game Duration: 1:50
Attendance: 10,790

Officials: Kevin Panti, Talisa Green, Natasha Cary

Virginia Tech - 64		Record: 5-2										Shooting By Period									
NO.	Name	Min	FG	3P	FT	Rebounds	Fouls	TP	AS	TO	ST	Blocks	BS	BA	+/-	1 st FG%	2 nd FG%	3 rd FG%	4 th FG%	GM FG%	
20	Olivia Summiel	F 11:05	0-0	0-0	0-0	0	1	1	2	0	0	0	0	0	0	-1	0.0%	0.0%	0.0%	0.0%	0.0%
33	Elizabeth Killey	C 33:21	6-16	0-0	4-5	5	6	11	5	5	16	0	1	1	0	-9	37.5%	0.0%	0.0%	0.0%	25.0%
5	Georgia Amore	G 40:00	11-24	1-9	2-2	2	2	2	1	25	3	3	0	0	0	-18	45.8%	18.8%	0.0%	0.0%	37.5%
11	Matilda Ekh	G 35:16	4-10	1-5	2-2	1	2	3	2	3	11	1	1	0	0	-14	40.0%	16.7%	0.0%	0.0%	27.8%
22	Cayla King	G 29:48	1-7	1-5	0-0	2	1	3	2	1	9	1	2	0	1	-13	14.3%	20.0%	0.0%	0.0%	14.3%
4	Rosa Micheaux	14:21	2-3	0-0	0-0	4	2	6	4	1	4	0	2	0	0	-6	66.7%	0.0%	0.0%	0.0%	44.4%
13	Clara Strack	04:39	0-0	0-0	0-0	1	1	5	1	0	2	0	1	0	-2	0.0%	0.0%	0.0%	0.0%	0.0%	
1	Carleigh Wenzel	09:52	2-3	1-2	0-0	0	0	0	0	0	5	1	2	0	0	-10	66.7%	0.0%	0.0%	0.0%	50.0%
10	Carys Baker	17:03	0-1	0-0	0-0	2	0	2	0	0	1	0	0	0	0	-6	0.0%	0.0%	0.0%	0.0%	0.0%
12	Samya Suffren	04:26	0-0	0-0	0-2	0	2	0	0	1	0	0	0	0	-1	0.0%	0.0%	0.0%	0.0%	0.0%	
Team			0	0	0	0	0			0											
Totals		26:64	4-21	8-11	14	15	29	21	13	64	6	14	1	2	4	-18	19.0%	18.2%	0.0%	0.0%	18.2%
Technical Fouls:		NONE																			

2023-24 SEASON GAME-BY-GAME BOX SCORES

GAME NINE: NO. 15 VT 85 - RADFORD 40



Official Basketball Box Score - Final
Radford at Virginia Tech
 12/10/23 Cassell Coliseum, Blacksburg, VA
 2023-24 Women's Basketball

Game Time: 2:00 PM
 Game Duration: 1:48
 Attendance: 5,062

Officials: Mark Berger, Courtney Robinson, Leah Lane

Radford - 40												Record: 2-8								
NO.	Name	Min	FG		3P	FT	Rebounds		Fouls		TP	AS	TO	ST	Blocks	+/-	Shooting By Period			
			M	A			M	A	OR	DR							PP	PF	1st	2nd
15	Teresa Lavotte-Brice	18:50	0-2	0-0	0-0	1	0	1	2	1	0	0	1	0	0	1	-36	1st FG% 0-0 0.0%		
22	Tanya Hamer	27:56	3-9	1-2	0-0	2	4	4	4	0	7	0	4	0	3	1	-38	FT% 0-0 0%		
1	PaShance Traylor-Walker	23:33	1-7	1-1	2-2	2	2	4	2	2	5	1	1	1	0	2	-37	2nd FG% 4-17 23.5%		
11	Olivia Wagner	20:03	0-5	0-3	0-0	0	2	2	1	0	0	1	1	0	0	0	-28	3PT% 3-5 60.0%		
33	Ellie Taylor	21:30	0-2	0-1	0-0	1	1	2	1	1	0	1	3	0	0	1	-23	FT% 0-15 0.0%		
11	Ashlyn Traylor-Walker	29:17	2-16	1-4	11-12	4	1	5	4	7	16	1	2	0	0	5	-21	3PT% 0-4 0.0%		
4	Joi Williams	14:16	3-9	1-6	0-0	0	0	1	1	7	0	1	1	0	0	0	-18	FT% 4-4 100%		
3	Maci Rhoades	16:27	2-4	1-1	0-2	1	5	6	1	2	5	0	2	0	0	1	-11	3PT% 2-3 66.7%		
30	Bria Beverly	10:59	0-0	0-0	0-0	0	1	1	0	0	0	0	0	0	0	0	-9	GM FG% 11-57 19.3%		
23	Kirby Brown	07:53	0-1	0-0	0-0	0	1	3	2	0	2	0	0	0	0	0	0	-8	3PT% 5-19 26.3%	
2	Reniya Jones	05:41	0-2	0-1	0-0	0	0	0	1	0	0	0	0	0	0	1	1	0	-8	FT% 12-16 75.0%
12	Arshae Jackson	01:58	0-0	0-0	0-0	0	0	0	0	0	0	0	0	0	0	0	0	0	-8	GM FG% 11-57 19.3%
52	Emma Fox	01:58	0-0	0-0	0-0	0	0	1	2	0	0	0	0	0	0	0	0	0	-8	3PT% 5-19 26.3%
Team			7	2	9	0	0	0	0	0	0	3							-8	FT% 12-16 75.0%
Totals		11:57	5-19	13-15	18-18	36	21	14	40	4	20	2	14	12	4	12	45		-8	GM FG% 11-57 19.3%

Technical Fouls: NONE

Dead Ball Rebounds: 2-0

Virginia Tech - 85												Record: 7-2								
NO.	Name	Min	FG		3P	FT	Rebounds		Fouls		TP	AS	TO	ST	Blocks	+/-	Shooting By Period			
			M	A			M	A	OR	DR							PP	PF	1st	2nd
4	Rose Micheaux	F 16:28	2-4	0-0	0-0	1	2	3	1	0	4	2	1	0	1	1	1	17	1st FG% 10-20 50.0%	
33	Elizabeth Kiley	C 24:07	6-10	0-0	4-5	5	8	13	0	6	16	5	0	0	2	0	41	3PT% 2-8 25.0%		
5	Georgia Amoree	G 05:07	6-13	1-6	2-2	0	1	1	1	15	3	1	0	3	1	41	FT% 0-0 0%			
11	Malikha Ekh	G 20:27	4-8	2-6	2-2	0	0	0	3	1	12	0	0	0	0	0	33	2nd FG% 7-16 43.8%		
22	Cayla King	G 23:15	3-6	2-5	0-0	0	2	2	2	2	8	2	1	0	0	0	23	FT% 3-8 37.5%		
13	Clara Strack	20:01	3-6	0-0	3-4	2	8	10	1	4	9	0	2	0	0	3	13	3PT% 9-13 69.2%		
11	Carleigh Wenzel	25:52	3-8	1-2	4-7	2	2	4	3	4	11	5	3	1	1	24	FT% 9-15 60.0%			
10	Carys Baker	21:04	3-8	2-6	1-2	3	1	4	2	9	0	0	2	0	0	9	3PT% 3-6 50.0%			
20	Olivia Summiel	17:01	0-2	0-2	0-0	3	2	5	1	1	0	0	2	0	0	0	9	3PT% 1-3 33.3%		
12	Samyha Suffren	06:39	0-0	0-0	1-2	0	0	0	0	1	1	0	1	0	0	0	-5	FT% 4-4 100%		
Team			4	2	6	0	0	0	0	0	0	0	0	0	0	0	0	0	-5	GM FG% 30-65 46.2%
Totals		30:55	8-27	17-24	20	28	48	14	21	85	17	11	4	12	4	45		-5	GM FG% 30-65 46.2%	

Technical Fouls: NONE

Dead Ball Rebounds: 4-1

	VT		Hokies		Points from Turnovers	Points from Paint	Second Chance	Fast Breaks	Bench	Period by Period Scoring					
	1st	2nd	3rd	4th						1st	2nd	3rd	4th	TOT	
Biggest lead	0	(1 st 10:00)	49	(4 th 6:20)	11	25	11	21	28	30	4	18	4	14	40
Best Scoring Run	5	(2 nd 4:17)	27	(3 rd 2:48)	11	32	11	21	28	30	4	18	4	14	40
Lead Changes	0		0		11	21	11	21	28	30	4	18	4	14	40
Times Tied	0		0		11	21	11	21	28	30	4	18	4	14	40
Time with Lead	00:00		39:48		11	25	11	21	28	30	4	18	4	14	40



GAME 11: NO. 15 VT 76 - WILLIAM & MARY 43



Official Basketball Box Score - Final
William and Mary at Virginia Tech
 12/11/23 Cassell Coliseum, Blacksburg, VA
 2023-24 Women's Basketball

Game Time: 2:02 PM
 Game Duration: 1:43
 Attendance: 4,887

Officials: Maj Forsberg, Saf Elio, Cori Chabers

William and Mary - 43												Record: 4-7							
NO.	Name	Min	FG		3P	FT	Rebounds		Fouls		TP	AS	TO	ST	Blocks	+/-	Shooting By Period		
			M	A			M	A	OR	DR							PP	PF	1st
14	Rebekah Frisby-Smith	F 17:02	0-4	0-1	0-0	0	1	1	3	0	0	0	0	1	0	0	-5	1st FG% 5-17 29.4%	
20	Nylah Young	F 05:30	0-5	0-3	0-0	1	0	1	1	0	0	0	0	0	0	0	-3	3PT% 3-8 37.5%	
23	Kayla Ralph	F 12:55	1-3	0-0	0-0	0	1	1	0	0	0	1	1	2	0	0	-12	FT% 1-1 100%	
0	Alexa Mikesa	G 26:21	0-0	0-0	0-0	0	4	4	1	2	3	2	1	0	0	0	-11	2nd FG% 4-16 25.0%	
5	Bella Nascimeto	G 30:22	8-20	4-9	2-3	1	3	4	2	2	0	4	2	0	0	1	-27	FT% 1-5 20.0%	
3	Kayla Beckwith	25:42	0-3	0-0	0-0	2	4	6	5	0	0	0	1	0	0	0	-19	3PT% 1-2 50.0%	
1	Cassidy Goddes	25:33	3-8	1-4	2-2	0	1	1	2	2	9	1	0	0	0	1	-24	FT% 3-15 20.0%	
35	Anahl-Lee Casaley	25:08	1-7	0-0	0-0	0	2	2	4	1	2	0	1	1	0	1	-24	FT% 2-2 100%	
24	Cate Carlson	13:25	1-6	0-4	4-4	0	2	2	3	6	1	0	1	0	0	0	-12	3PT% 2-11 18.2%	
2	Monet Dance	05:21	0-2	0-0	0-0	0	1	1	0	0	0	0	0	0	0	0	-12	3PT% 0-5 0.0%	
31	Madison Magee	04:15	0-1	0-0	2-2	0	1	1	0	2	2	0	1	0	0	0	-8	FT% 6-6 100%	
12	Ruthie Montella	01:56	0-0	0-0	0-0	0	1	1	0	1	0	0	0	0	0	0	-1	GM FG% 14-59 23.7%	
Team			2	3	5	0	1	1	0	0	0	1						-1	3PT% 5-21 23.8%
Totals		14:59	5-21	10-11	7	25	32	21	13	43	8	12	8	0	5	33		-1	FT% 10-11 90.9%

Technical Fouls: NONE

Dead Ball Rebounds: 0-0

Virginia Tech - 76												Record: 8-2								
NO.	Name	Min	FG		3P	FT	Rebounds		Fouls		TP	AS	TO	ST	Blocks	+/-	Shooting By Period			
			M	A			M	A	OR	DR							PP	PF	1st	2nd
4	Rose Micheaux	F 07:39	0-0	0-0	0-0	0	1	1	0	0	0	0	0	0	0	0	0	-2	1st FG% 3-17 17.6%	
33	Elizabeth Kiley	G 34:56	9-18	0-0	5-6	5	12	17	0	20	3	3	1	2	0	28	3PT% 1-12 8.3%			
5	Georgia Amoree	G 34:47	4-14	2-7	2-2	1	4	5	2	3	12	7	3	1	1	0	28	FT% 6-6 100%		
11	Malikha Ekh	G 22:21	1-8	1-7	0-0	1	2	3	0	3	3	1	1	0	0	0	23	2nd FG% 7-19 36.8%		
22	Cayla King	G 30:08	3-7	3-7	0-0	1	2	3	4	3	9	1	0	2	1	0	22	FT% 0-6 0.0%		
20	Olivia Summiel	25:40	1-2	0-1	0-0	4	8	12	1	0	2	0	2	0	0	0	22	3PT% 1-4 25.0%		
10	Carys Baker	16:16	3-5	3-5	4-4	0	1	1	0	2	13	2	0	0	0	26	FT% 0-0 0%			
13	Clara Strack	11:45	2-5	1-1	2-2	0	4	4	2	1	7	0	2	1	0	0	18	FT% 2-2 100%		
11	Carleigh Wenzel	13:33	2-3	0-1	1-1	1	1	2	3	1	5	0	0	0	0	0	13	3PT% 4-6 66.7%		
12	Samyha Suffren	02:55	0-1	0-0	2-2	0	1	1	1	2	0	0	0	0	0	0	3	FT% 2-2 100%		
Team			0	3	0	0	0	0	0	0	0	0	0	0	0	0	0	0	3	GM FG% 25-63 39.7%
Totals		25:63	10-29	16-17	13	39	52	13	21	76	14	11	5	5	0	33		0	3PT% 10-29 34.5%	

Technical Fouls: NONE

Dead Ball Rebounds: 1-0

	VT		Hokies		Points from Turnovers	Points from Paint	Second Chance	Fast Breaks	Bench	Period by Period Scoring			
	1st	2nd	3rd	4th						1st	2nd	3rd	

2023-24 SEASON GAME-BY-GAME BOX SCORES

GAME 13: NO. 13 VT 82 - WAKE FOREST 73



Official Basketball Box Score - Final
Virginia Tech at Wake Forest
01/04/24 LVM Coliseum, Winston Salem
2023-24 Women's Basketball

Game Time: 6:03 PM
Game Duration: 1:43
Attendance: 1,303

Officials: Tara Cruise, Ryan Durham, Ashley Gloss

Virginia Tech - 82

Record: 11-2 (2-0)

NO. Name	Min	FG			3P			FT			Rebounds		Fouls		TP	AS	TO	ST	Blocks			+/-			
		MA	AA	MA	MA	MA	OR	DR	OR	DR	PF	FD	BS	BA					BB						
4 Rose Micheaux	17:59	5-6	0-0	3-5	4	3	7	0	3	13	1	0	0	0	0	0	0	0	14	0	0	0	14		
53 Elizabeth Kitley	31:33	10-15	0-0	7-10	4	8	12	3	8	27	1	7	1	4	1	1	2	0	0	0	0	0	1	2	
5 Georgia Amore	38:47	9-18	3-8	1-2	1	0	1	2	3	20	10	2	1	1	0	0	0	9	0	0	0	0	1	5	
11 Malika Ekh	36:49	4-7	3-5	0-0	0	4	4	1	3	11	1	1	1	1	1	1	0	0	0	0	0	0	0	0	
22 Cayla King	24:03	2-5	2-4	0-0	0	1	4	1	6	1	0	0	0	0	0	0	0	0	14	0	0	0	0	14	
20 Olivia Summiel	24:44	0-2	0-2	0-0	2	2	4	2	0	0	1	5	0	0	0	0	0	0	0	0	0	0	0	0	1
11 Carleigh Wenzel	08:57	0-0	0-0	0-0	0	3	3	0	0	1	0	0	0	0	0	0	0	0	0	0	0	0	0	0	1
13 Clara Strack	04:44	1-2	0-0	0-0	2	0	2	1	0	2	1	1	0	0	0	0	0	0	9	0	0	0	0	0	9
10 Carys Baker	12:24	1-1	1-1	0-0	0	1	1	1	0	3	0	0	0	0	0	0	0	0	3	0	0	0	0	0	3
Team					0	3	3			0	0			0	0										0
Totals		31-56	9-20	11-17	13	25	38	14	20	82	16	17	3	5	1	9									9

Technical Fouls: NONE

GM FG%: 31-56 55.4%
3PT%: 9-20 45.0%
FT%: 11-17 64.7%
Dead Ball Rebounds: 0

Wake Forest - 73

Record: 4-10 (0-2)

NO. Name	Min	FG			3P			FT			Rebounds		Fouls		TP	AS	TO	ST	Blocks			+/-			
		MA	AA	MA	MA	MA	OR	DR	OR	DR	PF	FD	BS	BA					BB						
5 Malaya Cowles	19:50	1-2	0-0	2-2	0	2	2	4	1	4	2	1	0	0	2	1	0	0	2	0	0	0	0	0	2
2 Kaita Harrison	32:26	6-10	1-3	0-1	1	3	3	13	2	0	1	0	1	0	1	0	0	0	0	0	0	0	0	0	0
11 Raegen Conley	07:44	0-2	0-1	0-0	0	0	0	0	0	0	0	0	0	0	0	0	0	0	0	0	0	0	0	0	0
21 Elise Williams	36:27	10-18	3-5	6-6	0	2	2	2	5	29	3	1	3	0	0	0	0	0	0	0	0	0	0	0	0
32 Alexandria Scruggs	28:54	5-9	0-1	1-2	1	2	3	4	2	11	0	3	1	1	2	1	1	2	0	0	0	0	0	0	0
0 Alyssa Andrews	25:32	2-3	1-1	0-0	1	2	3	1	0	5	0	1	1	0	0	0	0	0	0	0	0	0	0	0	0
22 Madsyn Jordan	13:17	0-7	0-4	0-0	2	2	2	4	1	0	0	0	0	0	0	0	0	0	0	0	0	0	0	0	0
12 Kate Deebie	24:19	4-8	3-6	0-0	1	1	2	1	2	11	1	2	1	0	0	0	0	0	0	0	0	0	0	0	0
14 Rylie Theuerkauf	03:39	0-1	0-1	0-0	0	0	0	0	0	0	0	0	0	0	0	0	0	0	0	0	0	0	0	0	0
4 Alisha McWhorter	07:52	0-0	0-0	0-0	0	0	0	0	0	0	0	0	0	0	0	0	0	0	0	0	0	0	0	0	0
Team					0	0	0			0	0			0	0										0
Totals		28-60	7-20	10-13	8	12	20	20	14	73	8	9	10	1	5	9									9

Technical Fouls: NONE

GM FG%: 28-60 46.7%
3PT%: 7-20 35.0%
FT%: 10-13 76.9%
Dead Ball Rebounds: 2

Biggest lead

Best Scoring Run

Lead Changes

Times Tied

Time with Lead

VAT WFU

Points from Turnovers

Paint

Fast Breaks

Bench

Period by Period Scoring

VAT WFU

1st 2nd 3rd 4th TOT

VAT 19 24 21 18 82

WFU 15 11 29 18 73



Official Basketball Box Score - Final
NC State at Virginia Tech
01/07/24 Cassell Coliseum, Blacksburg, Va.
2023-24 Women's Basketball

Game Time: 12:02 PM
Game Duration: 1:41
Attendance: 8,925

Officials: Dee Karner, Rod Creech, Jules Gallen

NC State - 62

Record: 14-1 (2-1)

NO. Name	Min	FG			3P			FT			Rebounds		Fouls		TP	AS	TO	ST	Blocks			+/-			
		MA	AA	MA	MA	MA	OR	DR	OR	DR	PF	FD	BS	BA					BB						
2 Mimi Collins	30:04	4-12	1-4	0-0	1	4	5	4	1	9	0	0	0	0	0	0	0	0	0	0	0	0	0	0	
10 Azahira James	18:57	2-7	0-2	0-0	0	2	2	4	0	4	1	1	0	0	0	0	0	0	1	0	0	0	0	0	
21 Madison Hayes	37:49	7-9	4-5	3-4	1	8	9	0	3	21	1	0	1	1	1	1	5	0	0	0	0	0	0	0	
22 Sarinya Rivers	40:00	5-15	1-5	1-2	0	6	6	0	2	12	3	3	1	2	1	1	0	0	0	0	0	0	0	0	
35 Zoe Brooks	40:00	3-9	0-2	2-2	1	3	4	1	2	8	5	4	1	0	0	0	0	0	0	0	0	0	0	0	
24 Laci Steele	21:03	3-6	2-5	0-0	0	2	2	0	0	0	0	0	0	0	0	0	0	0	0	0	0	0	0	0	
42 Mallory Collier	02:24	0-0	0-0	0-0	0	0	0	0	0	0	0	0	0	0	0	0	0	0	0	0	0	0	0	0	
11 Maddie Cox	02:11	0-0	0-0	0-0	0	0	0	0	0	0	0	0	0	0	0	0	0	0	0	0	0	0	0	0	
15 Lizzy Williamson	07:32	0-1	0-0	0-0	0	1	2	0	0	0	0	0	0	0	0	0	0	0	0	0	0	0	0	0	
Team					2	4	6			0	2			0	2										0
Totals		24-59	8-23	6-8	6	31	37	9	8	82	11	13	3	3	4	1									1

Technical Fouls: NONE

GM FG%: 24-59 40.7%
3PT%: 8-23 34.8%
FT%: 6-8 75.0%
Dead Ball Rebounds: 0

Virginia Tech - 83

Record: 12-2 (3-0)

NO. Name	Min	FG			3P			FT			Rebounds		Fouls		TP	AS	TO	ST	Blocks			+/-			
		MA	AA	MA	MA	MA	OR	DR	OR	DR	PF	FD	BS	BA					BB						
4 Rose Micheaux	06:37	0-0	0-0	0-0	0	0	0	0	0	0	0	0	0	0	0	0	0	0	0	0	0	0	0	0	
33 Elizabeth Kitley	38:30	12-24	0-0	3-4	3	9	12	4	4	27	2	2	2	0	2	0	2	0	0	0	0	0	0	0	
5 Georgia Amore	40:00	9-24	3-11	0-0	2	2	2	1	1	21	7	5	2	1	1	1	1	1	0	0	0	0	0	0	
11 Malika Ekh	24:43	3-5	0-1	0-0	1	4	5	0	1	6	0	0	0	0	0	0	0	0	0	0	0	0	0	0	
22 Cayla King	35:34	1-4	1-4	0-0	2	3	3	2	3	2	1	0	0	1	2	0	0	0	0	0	0	0	0	0	
20 Olivia Summiel	13:48	0-0	0-0	1-2	3	3	0	0	0	0	0	0	0	0	0	0	0	0	0	0	0	0	0	0	
1 Carleigh Wenzel	15:17	0-2	0-0	0-0	0	6	6	0	0	0	0	0	0	0	0	0	0	0	0	0	0	0	0	0	
10 Carys Baker	24:01	2-6	2-6	0-0	2	2	0	1	6	0	0	0	0	0	0	0	0	0	0	0	0	0	0	0	
13 Clara Strack	01:30	0-0	0-0	0-0	0	0	0	0	0	0	0	0	0	0	0	0	0	0	0	0	0	0	0	0	
Team					0	0	0			0	0			0	0										0
Totals		27-65	6-22	3-4	7	28	35	8	9	83	13	8	3	4	3	1									1

Technical Fouls: NONE

GM FG%: 27-65 41.1%
3PT%: 6-22 27.3%
FT%: 3-4 75.0%
Dead Ball Rebounds: 1

Biggest lead

Best Scoring Run

Lead Changes

Times Tied

Time with Lead

Pack Hokies

Points from Turnovers

Paint

Fast Breaks

Bench

Period by Period Scoring

VAT WFU

1st 2nd 3rd 4th TOT

VAT 19 19 24 10 62

WFU 15 11 29 18 73



GAME 15: NO. 11 VT 76 - MIAMI 52



Official Basketball Box Score - Final
Miami at Virginia Tech
01/10/24 Cassell Coliseum, Blacksburg, Va.
2023-24 Women's Basketball

Game Time: 8:03 PM
Game Duration: 1:50
Attendance: 4,872

Officials: Maj Forsting, Billy Smith, Tom Danaher

Miami - 52

Record: 11-4 (1-3)

NO. Name	Min	FG			3P			FT			Rebounds		Fouls		TP	AS	TO	ST	Blocks			+/-		
		MA	AA	MA	MA	MA	OR	DR	OR	DR	PF	FD	BS	BA					BB					
44 Kyla Oidacre	14:53	1-2	0-0	0-0	1	1	2	2	0	2	1	2	0	0	1	0	0	0	0	0	0	0	0	0
4 Jasmynne Roberts	24:18	4-10	1-2	0-0	2	2	4	0	0	9	0	3	0	0	0	0	0	0	0	0	0	0	0	0
4 Jasmynne Roberts	24:18	4-10	1-2	0-0	2	2	4	0	0	9	0	3	0	0	0	0	0	0	0	0	0	0	0	0
4 Jasmynne Roberts	24:18	4-10	1-2	0-0	2	2	4	0	0	9	0	3	0	0	0	0	0							

2023-24 SEASON GAME-BY-GAME BOX SCORES

GAME 17: NO. 14 VT 46 - DUKE 63



Virginia Tech - 46		Record: 13-4 (4-2)		Shooting By Period											
NO. Name	Min	FG	3P	FT	Rebounds	Fouls	TP	AS	TO	ST	Blocks	BS	BA	+	-
		M.A.	M.A.	M.A.	DR	DR	PF	PF	PF	PF	BS	BS	BA		
4 Rose Micheaux	F 06:50	0-3	0-0	0-0	0 3	3	0	1	0	0	0	0	1	9	1st FG% 7-12 58.3%
33 Elizabeth Kiley	G 30:30	9-18	0-0	0-2	1 8	10	1	3	2	1	2	2	16	3PT% 4-7 57.1%	
5 Georgia Amoree	G 20:25	2-8	2-7	0-0	0 1	1	0	6	4	0	0	0	0	-4	FT% 0-2 0%
22 Cayla King	G 34:19	3-7	3-5	0-0	1 1	1	1	0	2	1	2	0	1	1	2nd FG% 4-14 28.6%
20 Olivia Summiel	F 19:51	1-2	0-1	0-0	3 5	8	2	0	2	0	0	0	0	-19	3PT% 0-5 0%
1 Carleigh Wenzel	G 21:42	0-4	0-2	2-4	1 2	3	0	4	2	3	4	0	0	1	FT% 0-0 0%
13 Clara Strack	G 11:36	0-0	0-0	0-0	1 1	2	1	0	0	0	0	0	0	-6	3PT% 3-14 21.4%
10 Carys Baker	G 14:28	0-2	0-0	0-0	0 0	0	0	1	0	0	0	0	0	-3	3PT% 1-4 25.0%
12 Samiya Suffren	G 17:08	2-4	0-0	5-8	0 2	2	6	9	1	2	2	0	1	-17	FT% 1-2 50%
Team					2 2	4	0	0	1						3rd FG% 3-11 27.3%
Totals		17-51	5-19	7-14	8 26	34	13	17	46	10	20	5	3	5	4th FG% 0-3 0%
Technical Fouls: NONE															

Duke - 63		Record: 15-5 (4-2)		Shooting By Period											
NO. Name	Min	FG	3P	FT	Rebounds	Fouls	TP	AS	TO	ST	Blocks	BS	BA	+	-
		M.A.	M.A.	M.A.	DR	DR	PF	PF	PF	PF	BS	BS	BA		
42 Kennedy Brown	F 29:23	2-8	0-2	2-2	2 8	10	4	2	6	0	1	1	1	1	1st FG% 3-12 25.0%
3 Ashlon Jackson	G 25:09	4-9	2-5	3-4	0 4	4	1	2	13	1	3	0	0	6	3PT% 4-7 57.1%
4 Jadyon Donovan	G 18:44	2-4	0-0	0-0	0 3	4	1	4	0	1	2	1	1	15	FT% 1-2 50%
22 Taina Blair	G 35:37	2-11	0-2	0-0	0 2	2	0	4	4	1	0	0	0	12	2nd FG% 6-12 50.0%
24 Reagan Richardson	G 30:49	0-15	0-1	2-1	1 1	2	5	2	3	3	0	1	1	15	3PT% 2-2 100.0%
12 Delaney Thomas	G 15:22	0-0	0-0	0-0	1 1	2	0	0	2	1	0	0	0	-2	1st FG% 10-16 62.5%
5 Oluchi Okanwa	G 23:50	3-6	1-2	0-1	3 6	9	4	1	7	1	1	1	0	14	3PT% 2-5 40.0%
21 Camilla Embo	G 10:37	1-2	0-0	2-1	0 1	2	0	1	4	3	0	2	3	0	FT% 5-6 83.3%
15 Emma Koebel	G 10:30	1-4	1-2	0-0	1 0	1	0	1	3	0	1	1	0	4	4th FG% 6-16 37.5%
Team					1 3	3	0	1	0						3PT% 0-4 0%
Totals		25-59	4-14	9-12	9 29	38	17	13	63	13	12	10	5	3	17
Technical Fouls: NONE															

VT		DU		Points from Turnovers		Period by Period Scoring	
Biggest lead	12 (1st 5:10)	20 (4th 3:21)	Turnovers	9	20	1st	2nd
Best Scoring Run	11 (1st 5:39)	12 (3rd 7:08)	Paint	14	30	3rd	4th
Lead Changes	0	4	2nd Chance	5	7	TOT	
Times Tied	0	0	Fast Breaks	0	19	VT	18
Time with Lead	21:24	17:47	Bench	13	14	DU	7
						VT	14
						DU	7
						VT	17
						DU	15
						VT	14
						DU	12
						VT	16
						DU	17
						VT	18
						DU	14

Biggest lead: 12 (1st 5:10) / 20 (4th 3:21)
 Best Scoring Run: 11 (1st 5:39) / 12 (3rd 7:08)
 Lead Changes: 0 / 4
 Times Tied: 0 / 0
 Time with Lead: 21:24 / 17:47



GAME 18: NO. 14 VT 74 - CLEMSON 62



Clemson - 62		Record: 8-11 (1-6)		Shooting By Period												
NO. Name	Min	FG	3P	FT	Rebounds	Fouls	TP	AS	TO	ST	Blocks	BS	BA	+	-	
		M.A.	M.A.	M.A.	DR	DR	PF	PF	PF	PF	BS	BS	BA			
3 McKayla Elmore	F 26:10	3-5	0-1	0-0	2 2	4	4	0	6	0	0	3	0	1	9	1st FG% 6-20 30.0%
5 Amani Robinson	F 36:40	7-17	1-5	4-5	5 4	9	2	4	19	0	5	0	0	2	3PT% 0-5 0.0%	
0 Mackenzie Kramer	G 31:39	1-5	0-3	0-0	0 2	0	2	0	1	2	0	1	0	-11	FT% 0-0 0%	
1 Deyshara Harris	G 36:44	9-22	1-2	6-8	2 3	5	3	7	25	8	5	6	0	-17	2nd FG% 6-14 42.9%	
22 Ruby Whitehorn	G 25:41	2-5	1-3	3-3	1 1	2	2	0	3	8	0	4	0	-7	3PT% 0-3 0.0%	
34 Amani Freeman	G 05:08	0-0	0-0	0-0	0 0	0	0	0	0	0	0	0	0	-4	FT% 5-6 83.3%	
30 Madi Ott	G 19:56	0-2	0-2	0-0	2 2	2	3	1	0	1	0	0	0	-6	3PT% 4-11 36.4%	
21 Eno Iyryang	G 11:59	1-2	0-0	0-0	0 1	1	3	0	2	1	0	0	0	-3	3PT% 1-3 33.3%	
2 Nya Valentine	G 06:04	0-2	0-2	0-0	0 1	0	0	0	0	0	0	0	0	-3	FT% 7-9 77.8%	
Team					3	1	4	0	0						4th FG% 7-15 46.7%	
Totals		23-60	3-18	13-16	13 16	30	18	16	62	10	15	10	0	6	12	
Technical Fouls: Harris 2 (2nd 9:38)																

Virginia Tech - 74		Record: 14-4 (5-2)		Shooting By Period												
NO. Name	Min	FG	3P	FT	Rebounds	Fouls	TP	AS	TO	ST	Blocks	BS	BA	+	-	
		M.A.	M.A.	M.A.	DR	DR	PF	PF	PF	PF	BS	BS	BA			
20 Olivia Summiel	F 25:40	2-3	1-2	0-0	3 6	9	4	2	5	2	3	1	1	0	7	1st FG% 7-15 46.7%
33 Elizabeth Kiley	G 38:57	15-22	0-0	1-2	2 6	8	2	7	31	1	2	4	2	0	12	3PT% 1-7 14.3%
1 Carleigh Wenzel	G 20:55	2-5	0-3	3-4	1 0	1	4	2	7	4	5	2	0	0	10	FT% 1-2 50%
11 Mattilda Ekh	G 36:27	4-11	4-9	4-4	0 3	3	1	3	16	3	0	1	0	10	2nd FG% 5-11 45.5%	
22 Cayla King	G 06:24	0-0	0-0	0-0	0 0	0	0	0	0	0	0	0	0	-4	3PT% 3-5 60.0%	
10 Carys Baker	G 04:11	0-1	0-1	0-0	0 0	0	0	0	0	0	0	0	0	-1	FT% 2-4 50%	
12 Samiya Suffren	G 22:27	1-2	0-0	1-2	1 1	2	1	2	3	4	4	1	0	13	3rd FG% 9-15 60.0%	
13 Clara Strack	G 19:49	2-4	0-1	0-2	0 4	4	1	1	4	1	1	0	0	3	4th FG% 3-4 75.0%	
4 Rose Micheaux	G 03:10	0-0	0-0	0-0	0 1	0	1	0	0	0	0	0	0	-3	FT% 1-2 50%	
Team					0	1	0	0	0						GM FG% 8-12 66.7%	
Totals		29-53	7-20	9-14	9 24	33	16	17	74	24	20	6	0	12		
Technical Fouls: NONE																

VT		CLEMSON		Points from Turnovers		Period by Period Scoring	
Biggest lead	5 (2nd 2:29)	13 (4th 1:13)	Turnovers	19	14	1st	2nd
Best Scoring Run	10 (2nd 5:03)	7 (1st 7:50)	Paint	28	24	3rd	4th
Lead Changes	4	4	2nd Chance	3	0	TOT	
Times Tied	2	0	Fast Breaks	3	0	VT	12
Time with Lead	03:58	34:31	Bench	2	7	CLEMSON	16
						VT	15
						CLEMSON	22
						VT	16
						CLEMSON	17
						VT	16
						CLEMSON	17
						VT	17
						CLEMSON	16
						VT	21
						CLEMSON	7

Biggest lead: 5 (2nd 2:29) / 13 (4th 1:13)
 Best Scoring Run: 10 (2nd 5:03) / 7 (1st 7:50)
 Lead Changes: 4 / 4
 Times Tied: 2 / 0
 Time with Lead: 03:58 / 34:31



GAME 19: NO. 19 VT 87 - GEORGIA TECH 69



Georgia Tech - 69		Record: 15-7 (6-4)		Shooting By Period											
NO. Name	Min	FG	3P	FT	Rebounds	Fouls	TP	AS	TO	ST	Blocks	BS	BA	+	-
		M.A.	M.A.	M.A.	DR	DR	PF	PF	PF	PF	BS	BS	BA		
11 Aixa Wone Aranz	F 06:53	0-0	0-0	0-0	0 0	0	2	0	0	0	0	0	0	-14	1st FG% 6-16 37.5%
13 Kayla Blackshear	F 15:37	2-3	0-0	0-0	1 1	2	1	0	0	2	0	0	0	-6	3PT% 1-2 50.0%
5 Tonia Morgan	G 30:18	9-18	0-1	6-6	1 3	4	3	9	26	2	3	1	2	-22	FT% 0-0 0%
22 Ines Noguero	G 32:49	1-5	0-1	0-0	1 4	5	1	0	2	1	1	3	0	-20	2nd FG% 7-10 70.0%
25 Kara Dunn	G 33:29	1-10	0-2	3-4	0 2	2	1	3	5	3	1	0	0	-25	3PT% 2-3 66.7%
20 Ariadna Termis	G 25:12	3-7	2-5	2-0	2 2	4	1	0	0	0	0	1	0	-4	FT% 6-8 75.0%
23 Rusne Augustinaite	G 27:41	7-10	3-4	0-0	1 4	5	0	2	17	0	2	0	1	-4	3PT% 3-15 20.0%
15 Ayoynce Carter	G 09:34	1-1	0-0	2-3	0 0	0	2	4	0	0	0	0	0	-5	FT% 3-4 75%
21 Sydney Johnson	G 13:46	1-1	1-1	0-0	0 2										

2023-24 SEASON GAME-BY-GAME BOX SCORES

GAME 21: NO. 17 VT 76 - VIRGINIA 63



Official Basketball Box Score - Final
 Virginia at Virginia Tech
 2021/24 Cassell Coliseum, Blacksburg, VA.
 2023-24 Women's Basketball

Game Time: 6:03 PM
 Game Duration: 1:43
 Attendance: 8,925

Officials: Denise Brooks, Meadow Overstreet, Tara Cruise

Virginia - 63														Record: 10-11 (2-8)				
NO.	Name	Min	FG	3P	FT	Rebounds	Fouls	TP	AS	TO	ST	Blocks	+/-	Shooting By Period				
			M/A	M/A	M/A	OR	DR	PF	FD			BS	BA	1st	2nd	3rd	4th	
33	Sam Brunelle	F	20:57	0-5	0-5	0-0	0 4 4	0 0	0 0	0 0	1 0	0 0	-16	1st FG%	7-19	36.8%		
34	London Clarkson	F	20:01	1-2	0-0	1-2	0 1 1	3 1	3 0	1 0	0 1	0 0	-4	3PT%	2-6	33.3%		
0	Olivia McChesee	G	05:22	0-3	0-1	0-0	0 0 0	0 0	0 0	0 0	0 0	0 0	-6	FT%	2-2	100%		
1	Paris Clark	G	28:10	6-13	1-3	5-8	0 8 8	2 6	18 0	1 1	0 2	-11	2nd FG%	7-15	46.7%			
21	Kymora Johnson	G	35:43	7-20	4-7	4-4	1 2 3	2 3	22 3	3 0	0 4	-15	3PT%	2-4	50.0%			
12	Edessa Noyan	G	29:25	3-5	0-0	3-3	2 1 3	2 3	9 0	0 0	1 0	0	-7	FT%	7-7	100%		
4	Jillian Brown	G	28:15	3-7	0-0	0-0	0 4 4	1 0	6 1	2 0	0 0	1		3rd FG%	2-14	14.3%		
23	Alexia Smith	G	22:30	0-1	0-0	2-4	1 1 2	0 2	2 0	1 0	0	-8		3PT%	1-5	20.0%		
41	Taylor Lauterbach	G	02:49	0-0	0-0	0-0	0 0 0	0 0	0 0	0 0	0 0	3		FT%	0-0	0%		
14	Kaydan Lawson	G	06:48	1-1	1-1	0-0	0 1 1	2 0	3 0	1 0	1 0	-2		4th FG%	5-9	55.6%		
Team							4 1 5	0 1	0 1					3PT%	1-2	50.0%		
Totals			21:57	6-17	15-21	8	23	31	12	15	63	6	9	4	1	7	13	

Technical Fouls: NONE

GM FG%: 21:57 36.8%

FT%: 15:21 71.4%

Dead Ball Rebounds: 4-1

Virginia Tech - 76														Record: 17-4 (8-2)				
NO.	Name	Min	FG	3P	FT	Rebounds	Fouls	TP	AS	TO	ST	Blocks	+/-	Shooting By Period				
			M/A	M/A	M/A	OR	DR	PF	FD			BS	BA	1st	2nd	3rd	4th	
20	Olivia Summiel	F	32:19	0-2	0-0	0-0	1 6 7	3 0	0 3	0 0	2 0	11		1st FG%	6-17	47.1%		
33	Elizabeth Kitley	C	40:00	15-25	0-0	3-4	6 12 18	1 5	33 0	3 0	3 0	13		3PT%	3-8	37.5%		
5	Georgia Amoree	G	40:00	8-19	2-9	2-2	1 1 2	1 2	20 14	2 1	0 1	13		FT%	2-2	100%		
11	Malikha Ekh	G	35:56	5-12	3-10	0-0	1 1 2	2 1	13 1	0 2	1 0	17		2nd FG%	11-21	52.4%		
22	Cayla King	G	27:25	1-7	1-6	2-2	3 2 5	4 2	5 0	1 0	0 0	16		3PT%	3-9	33.3%		
11	Carleigh Wenzel	G	09:34	0-2	0-1	0-0	0 3 3	3 0	0 1	0 0	0 0	-5		FT%	0-0	0%		
13	Clara Strack	G	05:15	0-0	0-0	2 1 3	0 1 0	0 0	0 0	0 0	0 0	0		3rd FG%	8-20	40.0%		
10	Carys Baker	G	09:31	2-5	1-4	0-0	1 2 3	1 1	5 1	0 0	0 0	0		FT%	1-8	12.5%		
Team							2 2 4	0 0						4th FG%	4-14	28.6%		
Totals			31:72	7-30	17-30	47	15	12	76	20	6	3	7	1	13			

Technical Fouls: NONE

GM FG%: 31:72 43.1%

FT%: 7-30 23.3%

3PT%: 7-8 87.5%

Dead Ball Rebounds: 1-0

	Cavs		Hokies		Points from Turnovers	Paint	Second Chance	Fast Breaks	Bench	Period by Period Scoring					
	1st	2nd	3rd	4th						TOT					
Biggest lead	2	(1st 8:54)	19	(4th 9:13)	6	8	24	28	10	19	18	23	5	17	63
Best Scoring Run	5	(1st 2:07)	8	(3rd 8:25)	2	4	2	4	21	25	17	13	76		
Lead Changes	1		1												
Times Tied	1		1												
Time with Lead	00:20		38:01												



GAME 22: NO. 17 VT 70 - NO. 24 UNC 61 (IN OT)



Official Basketball Box Score - Final
 Virginia at Virginia Tech
 2021/24 Cassell Coliseum, Blacksburg, VA.
 2023-24 Women's Basketball

Game Time: 6:03 PM
 Game Duration: 1:43
 Attendance: 8,925

Officials: Denise Brooks, Meadow Overstreet, Tara Cruise

Virginia - 63														Record: 10-11 (2-8)				
NO.	Name	Min	FG	3P	FT	Rebounds	Fouls	TP	AS	TO	ST	Blocks	+/-	Shooting By Period				
			M/A	M/A	M/A	OR	DR	PF	FD			BS	BA	1st	2nd	3rd	4th	
33	Sam Brunelle	F	20:57	0-5	0-5	0-0	0 4 4	0 0	0 0	0 0	1 0	0 0	-16	1st FG%	7-19	36.8%		
34	London Clarkson	F	20:01	1-2	0-0	1-2	0 1 1	3 1	3 0	1 0	0 1	0 0	-4	3PT%	2-6	33.3%		
0	Olivia McChesee	G	05:22	0-3	0-1	0-0	0 0 0	0 0	0 0	0 0	0 0	0 0	-6	FT%	2-2	100%		
1	Paris Clark	G	28:10	6-13	1-3	5-8	0 8 8	2 6	18 0	1 1	0 2	-11	2nd FG%	7-15	46.7%			
21	Kymora Johnson	G	35:43	7-20	4-7	4-4	1 2 3	2 3	22 3	3 0	0 4	-15	3PT%	2-4	50.0%			
12	Edessa Noyan	G	29:25	3-5	0-0	3-3	2 1 3	2 3	9 0	0 0	1 0	0	-7	FT%	7-7	100%		
4	Jillian Brown	G	28:15	3-7	0-0	0-0	0 4 4	1 0	6 1	2 0	0 0	1		3rd FG%	2-14	14.3%		
23	Alexia Smith	G	22:30	0-1	0-0	2-4	1 1 2	0 2	2 0	1 0	0	-8		3PT%	1-5	20.0%		
41	Taylor Lauterbach	G	02:49	0-0	0-0	0-0	0 0 0	0 0	0 0	0 0	0 0	3		FT%	0-0	0%		
14	Kaydan Lawson	G	06:48	1-1	1-1	0-0	0 1 1	2 0	3 0	1 0	1 0	-2		4th FG%	5-9	55.6%		
Team							4 1 5	0 1	0 1					3PT%	1-2	50.0%		
Totals			21:57	6-17	15-21	8	23	31	12	15	63	6	9	4	1	7	13	

Technical Fouls: NONE

GM FG%: 21:57 36.8%

FT%: 15:21 71.4%

Dead Ball Rebounds: 4-1

Virginia Tech - 76														Record: 17-4 (8-2)				
NO.	Name	Min	FG	3P	FT	Rebounds	Fouls	TP	AS	TO	ST	Blocks	+/-	Shooting By Period				
			M/A	M/A	M/A	OR	DR	PF	FD			BS	BA	1st	2nd	3rd	4th	
20	Olivia Summiel	F	32:19	0-2	0-0	0-0	1 6 7	3 0	0 3	0 0	2 0	11		1st FG%	6-17	47.1%		
33	Elizabeth Kitley	C	40:00	15-25	0-0	3-4	6 12 18	1 5	33 0	3 0	3 0	13		3PT%	3-8	37.5%		
5	Georgia Amoree	G	40:00	8-19	2-9	2-2	1 1 2	1 2	20 14	2 1	0 1	13		FT%	2-2	100%		
11	Malikha Ekh	G	35:56	5-12	3-10	0-0	1 1 2	2 1	13 1	0 2	1 0	17		2nd FG%	11-21	52.4%		
22	Cayla King	G	27:25	1-7	1-6	2-2	3 2 5	4 2	5 0	1 0	0 0	16		3PT%	3-9	33.3%		
11	Carleigh Wenzel	G	09:34	0-2	0-1	0-0	0 3 3	3 0	0 1	0 0	0 0	-5		FT%	0-0	0%		
13	Clara Strack	G	05:15	0-0	0-0	2 1 3	0 1 0	0 0	0 0	0 0	0 0	0		3rd FG%	8-20	40.0%		
10	Carys Baker	G	09:31	2-5	1-4	0-0	1 2 3	1 1	5 1	0 0	0 0	0		FT%	1-8	12.5%		
Team							2 2 4	0 0						4th FG%	4-14	28.6%		
Totals			31:72	7-30	17-30	47	15	12	76	20	6	3	7	1	13			

Technical Fouls: NONE

GM FG%: 31:72 43.1%

FT%: 7-30 23.3%

3PT%: 7-8 87.5%

Dead Ball Rebounds: 1-0

	Cavs		Hokies		Points from Turnovers	Paint	Second Chance	Fast Breaks	Bench	Period by Period Scoring					
	1st	2nd	3rd	4th						TOT					
Biggest lead	2	(1st 8:54)	19	(4th 9:13)	6	8	24	28	10	19	18	23	5	17	63
Best Scoring Run	5	(1st 2:07)	8	(3rd 8:25)	2	4	2	4	21	25	17	13	76		
Lead Changes	1		1												
Times Tied	1		1												
Time with Lead	00:20		38:01												



VIRGINIA TECH GAME-BY-GAME STARTERS

OPPONENT	RESULT	GUARD	GUARD	GUARD	FORWARD	CENTER
High Point	W, 94-55	Amoore	King	Ekh	Micheaux	Kitley
vs. No. 3 Iowa	L, 76-80	Amoore	King	Ekh	Micheaux	Kitley
Houston Christian	W, 105-36	Amoore	King	Ekh	Micheaux	Kitley
UNC Greensboro	W, 72-51	Amoore	King	Ekh	Micheaux	Kitley
vs. Kansas	W, 59-58	Amoore	King	Ekh	Micheaux	Kitley
vs. Tulane	W, 76-70	Amoore	King	Ekh	Micheaux	Kitley
at No. 7 LSU	L, 64-82	Amoore	King	Ekh	Summiel	Kitley
Long Island	W, 98-50	Amoore	King	Ekh	Micheaux	Kitley
Radford	W, 85-40	Amoore	King	Ekh	Micheaux	Kitley
at Rutgers	W, 84-59	Amoore	King	Ekh	Micheaux	Kitley
William & Mary	W, 76-43	Amoore	King	Ekh	Micheaux	Kitley
Pitt*	W, 91-41	Amoore	King	Ekh	Micheaux	Kitley
at Wake Forest*	W, 82-73	Amoore	King	Ekh	Micheaux	Kitley
No. 3 NC State*	W, 63-62	Amoore	King	Ekh	Micheaux	Kitley
Miami*	W, 76-52	Amoore	King	Ekh	Micheaux	Kitley
at No. 21 Florida State*	L, 81-89	Amoore	King	Ekh	Micheaux	Kitley
at Duke*	L, 46-63	Amoore	King	Ekh	Micheaux	Kitley
Clemson*	W, 74-62	Wenzel	King	Ekh	Summiel	Kitley
Georgia Tech*	W, 87-69	Amoore	King	Ekh	Summiel	Kitley
at No. 22 Syracuse*	W, 75-62	Amoore	King	Ekh	Summiel	Kitley
Virginia*	W, 76-63	Amoore	King	Ekh	Summiel	Kitley
at No. 24 North Carolina*	W, 70-61 (OT)	Amoore	King	Ekh	Summiel	Kitley

VIRGINIA TECH GAME-BY-GAME STAT LEADERS

OPPONENT	RESULT	POINTS	REBOUNDS	ASSISTS	STEALS	BLOCKS	MINUTES	+/-
High Point	W, 94-55	Kitley (33)	Kitley (11)	Amoore (9)	Amoore/Ekh (1)	Wenzel (4)	Amoore (31:21)	Amoore (+39)
vs. No. 3 Iowa	L, 76-80	Amoore (31)	Kitley (16)	Three athletes (3)	Ekh/Kitley (1)	Kitley (3)	Amoore (39:58)	Wenzel (+7)
Houston Christian	W, 105-36	Kitley (23)	Strack (8)	Amoore (16)	Suffren/Wenzel (1)	Four athletes (2)	Amoore (27:26)	Amoore (+53)
UNC Greensboro	W, 72-51	Kitley (31)	Kitley (10)	Amoore (8)	Amoore/Ekh (1)	Kitley (3)	Amoore (36:47)	Kitley (+26)
vs. Kansas	W, 59-58	Kitley (31)	Kitley (18)	Amoore (7)	King (3)	Kitley (5)	Kitley (39:12)	King/Micheaux (+4)
vs. Tulane	W, 76-70	Amoore (24)	Kitley/Summiel (8)	Amoore (7)	Three athletes (1)	Kitley (2)	Amoore (40:00)	Kitley (+12)
at No. 7 LSU	L, 64-82	Amoore (25)	Kitley (11)	Amoore (3)	Kitley (1)	Strack/Summiel (1)	Amoore (40:00)	Summiel/Suffren (-1)
Long Island	W, 98-50	King (21)	Kitley (10)	Amoore (14)	King (3)	Amoore/Kitley (2)	King (32:31)	Amoore (+43)
Radford	W, 85-40	Kitley (16)	Kitley (13)	Kitley (5)	Baker (2)	Amoore/Strack (3)	Wenzel (25:52)	Amoore/Kitley (+41)
at Rutgers	W, 84-59	Ekh (25)	Summiel (11)	Amoore (8)	Ekh/King (1)	Amoore (2)	King (34:46)	Ekh/King (+25)
William & Mary	W, 76-43	Kitley (23)	Kitley (17)	Amoore (7)	King (2)	Kitley (2)	Kitley (34:56)	Amoore (+33)
Pitt*	W, 91-41	Amoore (20)	Summiel (11)	Ekh/Wenzel (4)	Three athletes (2)	Summiel (2)	Kitley (32:56)	Ekh (+47)
at Wake Forest*	W, 82-73	Kitley (27)	Kitley (12)	Amoore (10)	Three athletes (1)	Kitley (4)	Amoore (38:47)	Micheaux/King (+14)
No. 3 NC State*	W, 63-62	Kitley (27)	Kitley (12)	Amoore (7)	Amoore (2)	Kitley (2)	Amoore (40:00)	Wenzel (+12)
Miami*	W, 76-52	Kitley (31)	Kitley (11)	Amoore (6)	Amoore/Wenzel (2)	none	Amoore (34:13)	Amoore (+25)
at No. 21 Florida State*	L, 81-89	Kitley (30)	Kitley (12)	Amoore (8)	Wenzel (2)	Kitley (2)	King (39:22)	Strack (+5)
at Duke*	L, 46-63	Kitley (18)	Kitley (10)	Kitley/Wenzel (3)	Suffren/Ekh (2)	Kitley (2)	King (34:19)	Micheaux (+9)
Clemson*	W, 74-62	Kitley (31)	Summiel (9)	King (9)	Kitley (4)	Strack (3)	Kitley (38:57)	King (+16)
Georgia Tech*	W, 87-69	Kitley (29)	Kitley/Summiel (9)	Amoore (13)	multiple (1)	Kitley/Strack (2)	Amoore (34:31)	Kitley (+25)
at No. 22 Syracuse*	W, 75-62	Amoore (29)	Summiel (12)	Wenzel (4)	Kitley (2)	Kitley/Strack (2)	King (36:22)	Amoore (+21)
Virginia*	W, 76-63	Kitley (33)	Kitley (18)	Amoore (14)	Ekh (2)	Kitley (3)	Kitley/Amoore (40:00)	Ekh (+17)
at No. 24 North Carolina*	W, 70-61 (OT)	Amoore (21)	Kitley (15)	Amoore (11)	Kitley/Amoore (1)	Strack (2)	Amoore/Ekh (45:00)	Summiel (+13)

VIRGINIA TECH SPECIALTY SCORING STATS

OPPONENT	Points off Turnovers		Points in the paint		2nd chance points		Fastbreak Points		Bench Points	
	VT-OPP	Margin	VT-OPP	Margin	VT-OPP	Margin	VT-OPP	Margin	VT-OPP	Margin
High Point	11-11	0	32-26	+6	17-4	+13	3-4	-1	18-15	+3
vs. No. 3 Iowa	19-12	+7	20-42	-22	13-10	-3	0-21	-21	16-14	+2
Houston Christian	14-2	+12	36-8	+28	22-2	+20	0-0	0	38-10	+28
UNC Greensboro	13-10	+3	34-26	+8	15-4	+11	4-2	+2	12-9	+3
vs. Kansas	10-17	-7	22-32	-10	10-8	+2	3-3	0	1-14	-13
vs. Tulane	14-12	+2	18-26	-8	14-5	+9	5-6	-1	16-11	+5
at No. 7 LSU	11-12	-1	30-32	-2	8-17	-9	4-12	-8	9-4	+5
Long Island	23-11	+12	34-28	+6	9-11	-2	8-9	-1	37-30	+7
Radford	25-11	+14	32-12	+20	21-11	+10	2-0	+2	30-28	+2
at Rutgers	11-10	+1	16-22	-6	22-10	+12	8-17	-9	18-15	+3
William & Mary	19-8	+11	26-16	+10	15-3	+12	5-2	+3	29-19	+10
Pitt*	24-7	+17	24-16	+8	10-4	+6	0-2	-2	32-9	+23
at Wake Forest*	14-24	-10	30-30	0	23-5	+18	11-4	+7	5-16	-11
No. 3 NC State*	10-5	+5	26-24	+2	8-3	+5	0-6	-6	6-8	-2
Miami*	18-10	+8	18-30	-12	10-10	0	6-8	-2	11-12	-1
at No. 21 Florida State*	5-8	-3	30-38	-8	11-5	+6	0-5	-5	7-3	+4
at Duke*	9-20	-11	14-30	-16	5-7	-2	0-19	-19	13-14	-1
Clemson*	14-19	-5	24-28	-4	8-8	0	3-0	-3	7-2	+5
Georgia Tech*	13-2	+11	30-24	+6	13-5	+8	0-0	0	16-32	-16
at No. 22 Syracuse	12-9	+3	24-28	-4	7-10	-3	11-6	+5	8-8	0
Virginia	8-6	+2	28-24	+4	19-10	+9	4-2	+2	5-20	-15
No. 24 North Carolina	10-6	+4	6-24	-18	20-8	+12	5-10	-5	9-11	-2
TOTALS		+78		-12		+134		-62		+39

VIRGINIA TECH LEAD/DEFICIT BREAKDOWNS

OPPONENT	1Q SCORE		HALFTIME SCORE		3Q SCORE		4Q/FINAL		Largest Lead	Largest Deficit	Times Tied	Lead Changes	Time Led (Min)
	VT-OPP	Margin	VT-OPP	Margin	VT-OPP	Margin	VT-OPP	Margin					
High Point	38-15	+23	56-30	+26	76-45	+31	94-55	+39	41 (4Q 3:35)	0	0	0	39:41
No. 3 Iowa	18-15	+3	32-33	-1	48-53	-5	76-80	-4	7 (2Q 4:53)	12 (4Q 4:05)	5	11	7:28
Houston Christian	30-16	+14	61-23	+38	88-29	+59	105-36	+69	72 (4Q 2:12)	0	0	0	39:33
UNC Greensboro	17-16	+1	39-25	+14	56-41	+15	72-51	+21	26 (4Q 5:51)	2 (1Q 8:32)	5	4	35:08
Kansas	19-16	+3	32-31	+1	50-47	+3	59-58	+1	7 (2Q 8:51)	5 (1Q 7:48)	7	7	28:40
Tulane	19-15	+4	31-33	-2	56-51	+5	76-70	+6	7 (3Q 0:08)	6 (2Q 6:11)	7	12	23:02
No. 7 LSU	20-13	+7	35-29	-6	48-61	-13	64-82	-18	9 (1Q 3:27)	22 (4Q 1:01)	4	1	12:59
LIU	22-8	+14	45-13	+32	69-33	+36	98-50	+48	48 (4Q 0:11)	0	0	0	39:52
Radford	22-4	+18	48-22	+26	72-26	+46	85-40	+45	49 (4Q 6:20)	0	0	0	39:48
Rutgers	13-13	0	38-24	+14	56-39	+17	84-59	+25	25 (4Q 0:34)	3 (1Q 6:47)	4	6	32:17
William & Mary	13-14	-1	27-24	+3	47-33	+14	76-43	+33	33 (4Q 1:32)	8 (1Q 3:47)	2	7	28:13
Pitt*	22-5	+17	34-16	+18	65-29	+36	91-41	+50	51 (4Q 0:43)	0	0	0	38:58
Wake Forest*	19-15	+4	43-26	+17	64-55	+9	82-73	+9	21 (2Q 1:55)	2 (1Q 4:51)	3	2	36:47
NC State*	13-19	-6	25-28	-3	45-52	-7	63-62	+1	1 (4Q 1:28)	13 (3Q 5:22)	3	3	1:27
Miami*	14-14	0	40-24	+16	57-39	+18	76-52	+24	29 (4Q 1:30)	3 (1Q 2:22)	7	9	29:34
No. 21 Florida State*	19-27	-8	46-40	+6	65-64	+1	81-89	-8	8 (3Q 6:32)	12 (1Q 4:31)	2	2	11:47
at Duke*	18-7	+11	26-21	+5	34-48	-14	46-63	-17	12 (1Q 5:10)	20 (4Q 3:21)	0	1	21:24
Clemson*	16-12	+4	31-29	+2	53-45	+8	74-62	+12	13 (4Q 1:13)	5 (2Q 2:29)	2	4	34:31
Georgia Tech*	28-13	+15	46-35	+11	63-45	+18	87-69	+18	23 (4Q 6:29)	0	0	0	39:37
at No. 22 Syracuse	23-9	+14	36-32	+4	55-47	+8	75-62	+13	14 (1Q 0:14)	2 (1Q 9:22)	1	3	36:57
Virginia	21-18	+3	46-41	+5	63-46	+17	76-63	+13	19 (4Q 9:13)	2 (1Q 8:54)	1	1	38:01
No. 24 North Carolina	15-12	+3	26-20	+6	39-39	0	70-61 (OT)	+9	9 (OT 0:32)	4 (1Q 2:56)	5	6	32:57

VIRGINIA TECH GAME-BY-GAME BREAKDOWN

OPPONENT	DATE	RESULT	FG-A	PCT	3FG-A	PCT	FT-A	PCT	OFF-DEF-TOTAL	PF	AST	TO	STL	BLK	HALFTIME POINTS
High Point			18-58	.310	3-16	.188	16-16	1.000	8-15-23	17	6	10	2	0	30
Virginia Tech	Nov. 6	W, 94-55	35-61	.574	11-26	.423	13-16	.813	12-32-44	20	17	12	2	10	56
Iowa			28-68	.412	6-26	.231	18-22	.818	15-32-47	18	11	12	8	2	33
Virginia Tech	Nov. 9	L, 76-80	28-72	.389	13-34	.382	7-8	.875	13-27-40	24	10	12	2	6	32
Houston Christian			13-58	.224	4-18	.222	6-8	.750	7-12-19	15	4	10	2	1	23
Virginia Tech	Nov. 16	W, 105-36	40-62	.645	12-27	.444	13-15	.867	12-37-49	9	26	8	2	11	61
UNC Greensboro			21-60	.350	1-10	.100	8-10	.800	8-22-30	15	5	10	2	1	25
Virginia Tech	Nov. 20	W, 72-51	29-62	.468	5-20	.250	9-10	.900	12-32-44	15	17	10	2	7	39
Kansas			23-59	.390	4-13	.308	8-16	.500	11-20-31	16	2	15	8	1	31
Virginia Tech	Nov. 24	W, 59-58	22-53	.415	3-12	.250	12-14	.857	12-27-39	16	15	21	4	7	32
Tulane			24-58	.414	8-22	.364	14-16	.875	6-24-30	18	10	11	4	1	33
Virginia Tech	Nov. 25	W, 76-70	29-61	.475	10-32	.313	8-9	.889	7-29-36	21	15	11	3	4	31
LSU			31-62	.500	3-13	.231	17-26	.654	17-26-43	13	15	13	9	4	35
Virginia Tech	Nov. 30	L, 64-82	26-64	.406	4-21	.190	8-11	.727	14-15-29	21	6	14	1	2	29
LIU			19-56	.339	5-19	.263	7-14	.500	13-20-33	15	9	2	6	3	13
Virginia Tech	Dec. 6	W, 98-50	37-68	.544	17-35	.486	7-9	.778	13-27-40	12	30	11	6	9	45
Radford			11-57	.193	5-19	.263	13-16	.813	18-18-36	21	4	20	2	4	22
Virginia Tech	Dec. 10	W, 85-40	30-65	.462	8-27	.296	17-24	.708	20-28-48	14	17	11	4	12	48
Rutgers			15-50	.300	3-8	.375	26-34	.765	9-26-35	17	4	12	5	4	24
Virginia Tech	Dec. 17	W, 84-59	29-68	.426	17-37	.459	9-14	.643	15-30-45	22	22	9	2	5	38
William & Mary			14-59	.237	5-21	.238	10-11	.909	7-25-32	21	8	12	8	0	22
Virginia Tech	Dec. 21	W, 76-43	25-63	.397	10-29	.345	16-17	.941	13-39-52	13	14	11	5	5	27
Pitt*			15-51	.294	3-13	.231	8-12	.667	7-21-28	16	8	18	4	3	16
Virginia Tech	Dec. 31	W, 91-41	34-66	.515	14-29	.483	9-10	.900	11-29-40	12	19	8	6	6	34
Wake Forest*			28-60	.467	7-20	.350	10-13	.769	8-12-20	20	8	9	10	1	26
Virginia Tech	Jan. 4	W, 82-73	31-56	.554	9-20	.450	11-17	.647	13-25-38	14	16	17	3	5	43
NC State*			24-59	.407	8-23	.348	6-8	.750	6-31-37	9	11	13	3	3	28
Virginia Tech	Jan. 7	W, 63-62	27-65	.415	6-22	.273	3-4	.750	7-28-35	8	13	8	3	4	25
Miami*			22-61	.361	3-18	.167	5-8	.625	12-26-38	22	10	17	6	4	24
Virginia Tech	Jan. 11	W, 76-52	24-61	.393	9-26	.346	19-23	.826	12-29-41	9	18	12	6	0	40
FSU*			33-70	.471	7-18	.389	8-10	.800	10-26-36	23	23	11	2	5	46
Virginia Tech	Jan. 14	L, 81-89	31-60	.517	10-18	.556	17-26	.654	5-27-32	15	19	8	4	4	40
Duke*			25-59	.424	4-14	.286	9-12	.750	9-29-38	17	13	12	10	5	21
Virginia Tech	Jan. 18	L, 46-63	17-51	.333	5-19	.263	7-14	.500	8-26-34	13	10	20	5	3	26
Clemson*			23-60	.383	3-18	.167	13-16	.813	13-17-30	18	10	15	10	0	29
Virginia Tech	Jan. 21	W, 74-62	29-53	.547	7-20	.350	9-14	.643	9-24-33	16	24	20	10	6	31
Georgia Tech*			25-55	.455	6-14	.429	13-16	.813	6-19-25	15	11	9	4	3	35
Virginia Tech	Jan. 25	W, 87-69	36-65	.554	8-22	.364	7-9	.778	11-26-37	15	20	6	6	6	46
Syracuse*			22-66	.333	5-22	.227	13-17	.765	11-28-39	17	11	13	9	2	32
Virginia Tech	Jan. 28	W, 75-62	26-62	.419	12-29	.414	11-16	.688	10-37-47	18	12	13	6	4	36
Virginia*			21-57	.368	6-17	.353	15-21	.714	8-23-31	12	6	9	4	1	41
Virginia Tech	Feb. 1	W, 76-63	31-72	.431	7-30	.233	7-8	.875	17-30-47	15	20	6	7	3	46
North Carolina*			21-66	.318	5-15	.333	14-16	.875	10-30-40	18	8	11	8	2	20
Virginia Tech	Feb. 4	W, 70-61 (OT)	24-71	.338	12-35	.343	10-14	.714	18-34-52	16	19	17	2	5	26

2023-24 PHOTO ROSTER



1
CARLEIGH WENZEL
R-FR • GUARD • 6-0



2
GABBY BROOKS
FR • GUARD • 5-10



3
MACKENZIE NELSON
FR • GUARD • 5-8



4
ROSE MICHEAUX
JR • FORWARD • 6-2




5
GEORGIA AMORE
SR • GUARD • 5-6



10
CARYS BAKER
FR • FORWARD • 6-2



11
MATILDA EKH
JR • G/F • 6-0



12
SAMYHA SUFFREN
FR • GUARD • 5-8



13
CLARA STRACK
FR • CENTER • 6-5



20
OLIVIA SUMMIEL
GRAD • G/F • 6-2




22
CAYLA KING
GRAD • GUARD • 6-0



33
ELIZABETH KITLEY
GRAD • CENTER • 6-6



KENNY BROOKS
HEAD COACH



LINDSEY HICKS
ASSOCIATE HEAD COACH



RADVILE AUTUKAITE
ASSISTANT COACH



JAUWAN SCAIFE
ASSISTANT COACH




GREG WERNER
STRENGTH COACH



ERIN CASH
ATHLETIC TRAINER



TIM CLARK
CHIEF OF STAFF



CHASE SANCHEZ
VIDEO COORDINATOR



WILL SIMS
PLAYER PERSONNEL



MADDIE BAILEY
S-A ENGAGEMENT



KENDALL DILLARD
OPERATIONS ASSISTANT



CHARLOTTE LOWNDES
GRADUATE ASSISTANT