



VIRGINIA TECH

2022-23 MEN'S BASKETBALL



13 NCAA APPEARANCES / 13 NIT APPEARANCES (2 CHAMPIONSHIPS) /
18 ALL-ACC SELECTIONS / 10 ALL-AMERICANS / 20 NBA DRAFT PICKS

GAME 5

THE MATCHUP

RV/RV VIRGINIA TECH HOKIES

4-0, 0-0 ACC

Head Coach: Mike Young (Emory & Henry, 1986)
Record at Virginia Tech: 58-36 (4th Season)
Career Record: 357-280 (21st Season)
vs. Penn State: 0-1

VS

PENN STATE NITTANY LIONS

4-0, 0-0 BIG TEN

Head Coach: Micah Shrewsberry (Hanover, 1999)
Record at Penn State: 18-17 (2nd Season)
Career Record: 33-64 (4th Season)
vs. Virginia Tech: 1st Meeting

GAME 5 | VIRGINIA TECH vs. PENN STATE - NOV. 18, 2022 | 12PM | ESPN2 | CHARLESTON, S.C. | TD ARENA (5,100)

BROADCAST INFORMATION

TV | ESPN2

Derek Jones, PxP
Perry Clark, Analyst

RADIO | VT Sports Network

Zach Mackey, PxP
Mike Burnop, Analyst

VIDEO STREAM

ESPN.com and ESPN app

LIVE STATS

stats.hokiesports.com



@HokiesMBB

@PennStateMBB

PROJECTED STARTERS

Virginia Tech	Ht.	Wt.	Yr.	Hometown	PPG	RPG	Other
G 3 Sean Pedulla	6-1	195	So.	Edmond, Okla.	19.5	3.8	21 assists vs. 4 turnovers
G 0 Hunter Cattoor	6-3	200	Sr.	Orlando, Fla.	11.0	2.5	Season-high 22 points vs. W&M
G 13 Darius Maddox	6-5	180	Jr.	Bowie, Md.	12.0	2.8	48.6 FG% (17-35)
F 25 Justyn Mutts	6-7	220	Sr.	Millville, N.J.	9.7	8.3	Dbl-dbl in 2 of first 3 games
F 21 Grant Basile	6-9	235	Gr.	Pewaukee, Wis.	17.3	6.0	Team leader in 3FG (13)



KEY STORYLINES

THE SERIES

- Virginia Tech claims a 6-4 edge in the all-time series with Penn State.
- Friday's matchup between the Hokies and the Nittany Lions will be the third meeting between the two programs in the last five seasons.
- Penn State has won the previous three contests in the series, including a 75-55 decision over the 15th-ranked Hokies in Blacksburg on Dec. 8, 2020.
- This will be the second neutral-site matchup between the two sides. VT and PSU clashed in the 1966 Gator Bowl Tournament in Jacksonville, Florida - a 67-65 Tech win.
- Four of the last six meetings

have been decided by single digits.

HOT START FROM DEEP

- Through four games, the Hokies are shooting 44.6% from beyond the arc, which is the second-highest percentage in the ACC.
- Virginia Tech is the only ACC team with three players shooting 40.0% or higher (min. 2.5 3FGA/game) from 3-point range: Grant Basile, Sean Pedulla, Hunter Cattoor.

FIVE STRAIGHT 4-0 STARTS

- For the fifth-consecutive season, Virginia Tech is 4-0 to start the season.
- The last time the Hokies started 5-0 was last season.

CLIMBING THE LADDER

- Hunter Cattoor is currently 10th all-time in career 3-pointers made in VT history.

Seasons	Name	3FG
2005-09	A.D. Vassallo	267
2007-11	Malcolm Delaney	264
1986-89	Wally Lancaster	257
2014-18	Justin Bibbs	254
1999-2003	Brian Chase	239
2014-19	Ahmed Hill	230
2000-05	Carlos Dixon	215
2003-07	Zabian Dowdell	210
2010-14	Jarell Eddie	192
2019-pr.	Hunter Cattoor	183

2022-23 SCHEDULE

RECORD	4-0
ACC	0-0
NON-CONFERENCE	4-0
HOME	3-0
AWAY	0-0
NEUTRAL	1-0

Date	Opponent	TV	Time/Result
11/7	Delaware State	ACGNX	W, 95-57
11/10	Lehigh	ACGN	W, 78-52
11/13	William & Mary	RSN	W, 94-77
11/17	Old Dominion ¹	ESPN2	W, 75-71
11/18	Penn State ¹	ESPN2	12 PM
11/20	TBD ¹	-	-
11/25	Charleston Southern	ACGN	8 PM
11/28	Minnesota ²	ESPN2	7 PM

12/4	North Carolina ³	ACGN	3 PM
12/7	Dayton	ACGN	8 PM
12/11	Oklahoma State ³	ESPN2	2 PM
12/17	Grambling State	RSN	4 PM
12/21	at Boston College ⁴	ACGN	6:30 PM
12/31	at Wake Forest	RSN	12 PM

1/4	Clemson ⁴	TBD	9 PM
1/7	NC State ⁴	RSN	7:30 PM
1/11	at Syracuse ⁴	RSN	7:30 PM
1/18	at Virginia ⁴	TBD	7 PM
1/21	at Clemson ⁴	TBD	6 PM
1/23	Duke ⁴	ESPN	7 PM
1/28	Syracuse ⁴	ACGN	7 PM
1/31	at Miami ⁴	ESPN2	7 PM

2/4	Virginia ⁴	TBD	12 PM
2/8	Boston College ⁴	ACGN	7 PM
2/11	at Notre Dame ⁴	RSN	2 PM
2/15	at Georgia Tech ⁴	ACGN	7 PM
2/18	Pitt ⁴	ACGN	5 PM
2/21	Miami ⁴	TBD	7 PM
2/25	at Duke ⁴	ESPN	6/8 PM
2/28	at Louisville ⁴	ACGN	9 PM

3/4	Florida State ⁴	ESPN/2	TBD
3/7-11	ACC Tournament ⁴	ESPN	-

All Times Eastern

* - ACC Game

1 - Shriners Children's Charleston Classic (Charleston, S.C.)

2 - ACC/Big Ten Challenge (Blacksburg, Va.)

3 - Basketball Hall of Fame Invitational (Brooklyn, N.Y.)

4 - New York Life ACC Tournament (Greensboro, N.C.)



CONTACT INFO

Brian Cox | Phone: (540) 250-0624
Email: bcox90@vt.edu
Associate AD, Creative Communications

Will Copeland | Phone: (757) 814-0930
Email: cwil199@vt.edu
Assistant Director, Creative Communications

QUICK FACTS

THE BASICS

University Name: Virginia Tech
 Location: Blacksburg, Va.
 Founded: 1872
 Enrollment: 37,000
 President: Dr. Tim Sands
 Director of Athletics: Whit Babcock
 Nickname: Hokies
 Mascot: Hokie Bird
 Colors: Chicago Maroon and Burnt Orange
 Affiliation: NCAA Division I
 Conference: Atlantic Coast (18th Season)

FACILITY FACTS

CASSELL COLISEUM
 Capacity: 8,925
 Record in Arena: 638-208 (.754)
 Largest Crowd: 11,500 (vs. Purdue, Dec. 3, 1966)

TEAM INFORMATION

2021-22 Record: 23-13
 Home/Away/Neutral: 11-4/7-6/5-3
 Conference Record: 11-9
 Home/Away: 6-4/5-5
 Conference Finish: 7th
 Conference Tournament: Champion
 Starters Returning/Lost: 2/3
 Letterwinners Returning/Lost: 6/6
 Newcomers: 9

Total seasons: 115
 First season: 1908-09
 All-Time Record: 1,522-1,256
 All-Time ACC Record: 138-169
 All-Time ACC Tournament Record: 14-17
 ACC Championship Game Appearances (Titles): 1 (1 - 2022)
 NCAA Tournament Appearances (Last): 13 (2022)
 All-Time NCAA Record: 8-13



MEDIA INFORMATION

CREDENTIALS

Outlets interested in obtaining credentials to cover Virginia Tech basketball home games must apply for credentials via: media.hokiesports.com/credentials.

You may also email: bcox90@vt.edu.

All credentials for Virginia Tech home games this season will be issued on a single-game basis, and media seating is extremely limited.

INTERVIEW POLICY

During ACC play, Mike Young conducts weekly media press conferences, via Zoom. To request the Zoom link for a particular week, please email Brian Cox (bcox90@vt.edu).

Gamedays: Coach Mike Young and select players will be available to the media following a 10-minute cooling off period after the game. For home games, interviews of Coach Young and players will be conducted in-person in the Cassell Coliseum media center.

Non-Gamedays: All coach and player interview requests need to be arranged through the Virginia Tech Creative Communications Office - contact Brian Cox (c. 540-250-0624; e. bcox90@vt.edu). Players and coaches should not be contacted directly under any circumstances.



2022-23 VIRGINIA TECH NUMERICAL ROSTER

No.	Name	Cl.	Pos.	Ht.	Wt.	Hometown	Previous School
0	Hunter Cattoor	Sr.	G	6-3	200	Orlando, Fla.	Bishop Moore
1	Rodney Rice	Fr.	G	6-4	195	Clinton, Md.	DeMatha Catholic
2	MJ Collins	Fr.	G	6-4	190	Clover, S.C.	Combine Academy
3	Sean Pedulla	So.	G	6-1	195	Edmond, Okla.	Edmond Memorial
4	Darren Buchanan Jr.	Fr.	F	6-7	235	Washington, D.C.	Woodrow Wilson
5	Patrick Wessler	Fr.	C	7-0	245	Matthews, N.C.	Combine Academy
10	Camden Johnson	So.	G	6-1	185	Waxhaw, N.C.	Metrolina Christian Academy
11	John Camden	r-Fr.	F	6-8	215	Downingtown, Pa.	Memphis
13	Darius Maddox	Jr.	G	6-5	180	Bowie, Md.	Oak Hill Academy
14	Owyn Dawyot	Fr.	G	6-2	190	Roanoke, Va.	Cave Spring
15	Lynn Kidd	Jr.	C	6-10	235	Gainesville, Fla.	Clemson
21	Grant Basile	Gr.	F	6-9	235	Pewaukee, Wis.	Wright State
25	Justyn Mutts	Sr.	F	6-7	220	Millville, N.J.	Delaware
33	Michael Ward	Fr.	G	6-2	175	Bethesda, Md.	Walt Whitman
34	Mylyjael Poteat	Jr.	F	6-9	265	Reidsville, N.C.	Rice

COACHING & SUPPORT STAFF

Head Coach: Mike Young (Emory & Henry, 1986)
Record at VT: 58-36 (4th Year)
Overall Record: 357-280 (21st Year)
Associate Head Coach: Mike Jones (2nd Year)
Assistant Coach: Christian Webster (7th Year)
Assistant Coach: Kevin Giltner (4th Year)
Chief of Staff: Stephanie Ballein (4th Year)
Special Assistant for Recruiting: Matt Olinger (4th Year)
Director of Player Personnel: Ryan Nadeu (5th Year)
Special Assistant to the Head Coach: Ace Custis (4th Year)
Strength & Conditioning: David Jackson (15th Year)
Athletic Trainer: Hisham Ziyout (4th Year)

PRONUNCIATION GUIDE

Hunter Cattoor	cuh-TOUR
Sean Pedulla	puh-DOOL-uh
Darren Buchanan Jr.	DARE-in BUH-can-in
Patrick Wessler	WES-lerr
Darius Maddox	Mad-DOCKS
Owyn Dawyot	Doy-YACHT
Grant Basile	buh-ZILLY
Justyn Mutts	JUST-in
Mylyjael Poteat	Muh-LIE-juh! POH-teet

ROSTER BY CLASS

Freshmen (7)	Sophomores (2)	Juniors (3)	Seniors (3)
Darren Buchanan Jr.	Camden Johnson	Lynn Kidd	Grant Basile [^]
John Camden*	Sean Pedulla	Darius Maddox	Hunter Cattoor
MJ Collins		Mylyjael Poteat	Justyn Mutts
Owyn Dawyot			
Rodney Rice			
Michael Ward			
Patrick Wessler			

* = Redshirt
[^] = Graduate Student

SOCIAL



BY THE NUMBERS

5

Over Sean Pedulla's last **five games** (dating back to last season), the sophomore is averaging 19.4 points per game and shooting 48.4% from three (15-31).

3

The Hokies are tied for 15th in the country in 3FGM with 45. **Three teams** competing in the Charleston Classic this week are inside the top 25 in 3FGM: Penn State (2nd), Davidson (T22nd).

13

Tech opens the season with six games in **13 days**, capped by a three-game stretch at the Shriners Children's Charleston Classic.

NOTEWORTHY

RETURNING TO CHARLESTON

- The Hokies are set to return to the Shriners Children's Charleston Classic for the second time in program history.
- Tech went 3-0 in the 2018 edition of the tournament, defeating Ball State, Northeastern and No. 23 Purdue along the way.

Date	Opponent	Score
11/15/18	Ball State	W, 73-64
11/16/18	Northeastern	W, 88-60
11/18/18	No. 23 Purdue	W, 89-83

- Nickeil Alexander-Walker, who scored 20-plus points in all three games, earned tournament MVP honors.
- The early season tournament win was perhaps a foreshadowing of what was to come for the 2018-19 Hokies, who finished the season 26-9 and earned a trip to the Sweet 16 of the NCAA Tournament.

COACH YOUNG VS. THE BIG TEN

- Coach Young is 2-1 against Big Ten competition since taking over the reins in Blacksburg. Those wins include a 71-66 upset over No. 3 Michigan State in the 2019 Maui Invitational and a 62-58 decision at Maryland last season.
- The one loss is to Penn State - 75-55 on Dec. 8, 2020.
- Young also recorded a win over Purdue, 69-66, on Dec. 19, 2007 while at Wofford.

A CLASS OF HIS OWN

- Of the 15 coaches to lead Virginia Tech for four or more seasons, Mike Young is the first to start 3-0 in all four seasons.
- The Hokies have started at least 4-0 in each of Young's previous three seasons at the helm.
- In the month of November, Tech is 18-4 under Young, including two wins against No. 3-ranked opponents (Michigan State and Villanova).

BANNER NIGHT FROM THREE

- On the same night that Virginia Tech unveiled its ACC title banner in the rafters, Cattoor put on a performance that reminded many of his MVP performance in the ACC Tournament championship game.
- Cattoor shot 6 of 10 from deep, marking the third time in his career that he's made six or more 3-pointers in a game.

- Pedulla put up a career-high 22 points, shooting 4 of 7 from beyond the arc. Sunday night's performance was Pedulla's fourth-straight game with 18-plus points dating back to the last game of the 2021-22 season.

VALUE THE BALL

- An emphasis in Coach Young's system is valuing the basketball, thus limiting turnovers.
- Through three games, the Hokies are averaging 7.3 turnovers per game, which ranks fifth in the country and second in the ACC.

GRANT THE GREAT

- Grant Basile dialed up 30 points on 12 of 16 shooting, to go along with 10 boards in Tech's season-opening win vs. Delaware State.
- Basile's 30 points were the most in a Tech debut since Landers Nolley II had 30 at Clemson on Nov. 9, 2019 - Mike Young's first game at the helm of the Hokies.
- Nickeil Alexander-Walker holds the ACC era record for Tech for most points scored by a newcomer in his first two games - 53 (24 vs. Detroit Mercy, 11/10/17; 29 vs. The Citadel, 11/12/17). Basile will need 24 points to break that mark.
- His 30 points were also the most recorded by an ACC player on opening night.
- Basile's six 3-pointers were the most by a Hokie in his debut in the ACC era. The previous high was five by Isaiah Wilkins vs. Gardner-Webb (11/9/18).

FIVE STRAIGHT TICKETS PUNCHED

- The Hokies are among the nation's leaders in active NCAA Tournament appearances. With their program record fifth straight appearance locked up in 2022, they own the eighth-longest active streak. It's the second-longest among ACC programs.

School	Streak	Conference
Kansas	32	Big 12
Michigan State	24	Big Ten
Gonzaga	23	WCC
North Carolina	11	ACC
Villanova	9	BIG EAST
Purdue	7	Big Ten
Michigan	6	Big Ten
Virginia Tech	5	ACC

- A pretty remarkable turnaround for a

program that prior to 2017 had only gone to the NCAA Tournament once (2007) in 20 years.

TRACKING THE TREY

- Coach Young's last four teams at Wofford all finished inside the top 10, nationally, in 3-point field-goal percentage.
- With three Hokies shooting over 40% from three, Tech made a big jump in this category in 2021-22.

Season	School	3FG%	Rank
2022-23	Virginia Tech	44.9	T24th
2021-22	Virginia Tech	39.2	3rd
2020-21	Virginia Tech	35.4	95th
2019-20	Virginia Tech	35.2	81st
2018-19	Wofford	41.4	2nd
2017-18	Wofford	41.3	5th
2016-17	Wofford	40.3	7th
2015-16	Wofford	40.8	8th

1-800-TRIFECTA

- Tech's trio of Hunter Cattoor, Darius Maddox and Sean Pedulla all shot above 40% from three last season (min. 30 makes).

Player	3FGM - 3FGA	3FG%
Hunter Cattoor	83-199	41.7
Darius Maddox	40-79	50.6
Sean Pedulla	34-76	44.7

- Cattoor's 83 makes led all Hokies and were tied for the fourth-most threes made in a single season in program history.
- Cattoor also ranks 10th all-time in career 3-pointers made at VT with 181. The record is held by A.D. Vassallo at 267.
- As a team, the Hokies buried 319 treys in 2021-22 - the second-most in a single season in Tech history.
- Two of the Hokies' three best single-season marks have come under Coach Young.

Season	3FG	3FG%
2018-19	327	39.4
2021-22	319	39.2
2019-20	315	35.2

TRIO OF TRANSFERS

- Tech landed Grant Basile (Wright State), John Camden (Memphis) and Mylyjael Poteat (Rice) out of the transfer portal in the offseason.
- Basile is the favorite to replace two-time All-ACC honoree Keve Aluma at the five position for the Hokies. The 6-foot-9 forward is versatile and has 3-point range, which will once again provide VT the

- opportunity to space the floor with all five starters having the green light from three.
- Camden will add depth at the wing, playing the three and the four positions for Tech. At 6-foot-8, Camden gives VT the option to play big when he slides over to the three position. He will be another sharpshooter to add to the Hokies' already potent outside attack.
- Poteat has perhaps been the biggest surprise among the transfers. His footwork and hands have drawn praise from Coach Young over the summer. He will primarily play at the five position for Tech.

DEPTH ON THE FRONT LINE

- As opposed to last year, the Hokies should have significant depth in the frontcourt this season.
- "We're deeper on the front line than we've ever been," Young said at ACC Tipoff in Charlotte. "We were thin as nickel soup last year in the frontcourt after Mutts and Aluma. But I am comfortable with Darren Buchanan, John Camden. ... And ... Mylyjael and Lynn Kidd ... are going to help our team — big, strong, athletic people. Lynn Kidd's an amazing athlete. Mylyjael Poteat is just a physical person that can run. He's got exceptional hands."

SIZING US UP

- Entering the 2022-23 season, Tech will feature seven scholarship players at 6-foot-7 or taller.
- That figure ties for the second-most since the start of the Seth Greenberg era. ~ h/t David Cunningham

Season	# of players 6-7 or taller	Players
2003-04	5	Calloway, Matthews, McCandies, Dixon, Collins
2004-05	7	Witherspoon, Washington, Krabbendam, Calloway, Dixon, Collins, Tucker
2005-06	8	Witherspoon, Washington, Krabbendam, Vinson, Calloway, Collins, Diakite, Tucker
2006-07	7	Washington, Krabbendam, Vinson, Witcher, Collins, Diakite, Tucker
2007-08	5	Allen, Washington, Vinson, Witcher, Diakite
2008-09	6	Allen, Davila, Vinson, Witcher, Diakite, Swindle
2009-10	6	Allen, Raines, Davila, Witcher, Atkins, Swindle
2010-11	6	Allen, Chaney, Raines, Davila, Atkins, Eddie
2011-12	6	Van Zegeren, Raines, Davila, Finney-Smith, Eddie, Barksdale
2012-13	5	Van Zegeren, Raines, Eddie, Wood, Barksdale
2013-14	7	Van Zegeren, Raines, Kirby, Eddie, Thompson, Wood, Barksdale
2014-15	3	Henry, Van Zegeren, Pierce
2015-16	5	Henry, Pierce, Hamilton, Blackshear Jr., LeDay
2016-17	2	Sy, LeDay
2017-18	2	Fullard, Blackshear Jr.
2018-19	1	Blackshear Jr.
2019-20	3	Nolley, Ojiako, Johnson
2020-21	5	Ojiako, Aluma, N'Guessan, Pems, Mutts
2021-22	6	N'Guessan, Haynes, Kidd, Ojiako, Aluma, Mutts
2022-23	7	Kidd, Basile, Poteat, Camden, Buchanan Jr., Wessler, Mutts

MADDOX READY TO BLOSSOM IN STARTING ROLE

- In an interview with Sam Alves, a 3304 Sports journalist, Darius Maddox was very candid about his journey thus far in a Tech uniform.
- "Honestly, and I'm not going to sit here and act like it was a breeze in my head the whole time, because my freshman year, it was like a shock. Coming from Oak Hill and expecting to be playing. But then I had to be realistic with myself – I wasn't ready physically, I wasn't really doing the things that would lead me to be a pro. Just showing the timing and coming to practice. Even sometimes [during] my freshman year, I would miss some workouts and stuff. Talking with the staff and having them be brutally honest with me. Sometimes it hurt, but to really change and grow up, you gotta accept things for what they are. Not being too emotional about things. Over the last couple of years talking to Coach Young after the season and during the season, him having conversations with me that were real. Him telling me that at certain points, he really didn't like coaching me too much because he thought I was a little bit more lazy, and in a sense, too cool. Me accepting that and now things are starting to make more sense. I'm knowing that they're being honest with me. That was really, mainly the thing. And then me just believe in myself. Like I told you guys, I'm in the gym getting up shots. I really love basketball, and I know that I was meant to be here and with the staff as well."
- Maddox averaged 9.3 points per game in his final nine games as a sophomore.



STANDINGS

TEAM	OVERALL	ACC	PCT
1. Virginia Tech	4-0	0-0	1.000
2. Miami	3-0	0-0	1.000
NC State	3-0	0-0	1.000
North Carolina	3-0	0-0	1.000
Notre Dame	3-0	0-0	1.000
Wake Forest	3-0	0-0	1.000
7. Georgia Tech	2-0	0-0	1.000
Virginia	2-0	0-0	1.000
9. Boston College	2-1	0-0	.667
Clemson	2-1	0-0	.667
Duke	2-1	0-0	.667
12. Syracuse	1-1	0-0	.500
13. Pitt	1-2	0-0	.333
14. Florida State	0-3	0-0	.000
Louisville	0-3	0-0	.000

PREDICTED ORDER OF FINISH

TEAM (FIRST-PLACE VOTES)	POINTS
1. North Carolina (90)	1504
2. Duke (2)	1339
3. Virginia (6)	1310
4. Miami (2)	1138
5. Florida State	1064
6. Notre Dame	971
7. Virginia Tech (1)	921
8. Syracuse	700
9. Wake Forest	672
10. NC State	548
11. Clemson	528
12. Louisville	477
13. Boston College	368
14. Pitt	320
15. Georgia Tech	260

PRESEASON ALL-ACC TEAM

First Team

Armando Bacot, North Carolina
 Isaiah Wong, Miami
 Caleb Love, North Carolina
 Terquavion Smith, NC State
 Jeremy Roach, Duke

Second Team

Jayden Gardner, Virginia
 Dereck Lively II, Duke
Justyn Mutts, Virginia Tech
 PJ Hall, Clemson
 RJ Davis, North Carolina

PRESEASON ACC PLAYER OF THE YEAR

Armando Bacot, North Carolina

PRESEASON ACC FRESHMAN OF THE YEAR

Dereck Lively II, Duke



TEAM COMPARISON

VT	Stat	PSU
85.5	Points Per Game	81.0
64.3	Opponents Points Per Game	65.8
+21.2	Scoring Margin	+15.3
34.5	Rebounds Per Game	34.0
+2.2	Rebounding Margin	+2.3
.524	FG Percentage	.511
.413	FG Percentage Defense	.415
.446	3FG Percentage	.462
.333	3FG Percentage Defense	.327
11.3	3FG Made Per Game	13.8
.768	FT Percentage	.763
16.3	Assists Per Game	19.8
7.0	Turnovers Per Game	9.5

ELITE COMPANY

- Tech's Mike Young joined an elite group of head coaches who have won an ACC tournament title within the first three seasons at their respective school.

Coach	School	Year (#)
Vic Bubas	Duke	1960 (1)
Jim Valvano	NC State	1983 (3)
Press Maravich	NC State	1965 (1)
Terry Holland	Virginia	1976 (2)
Bill Guthridge	North Carolina	1998 (1)
Jim Larrañaga	Miami	2013 (2)
Mike Young	Virginia Tech	2022 (3)

- With the win against Duke, Young improved to 6-0 in conference tournament championship games. His six titles are as many as Michigan State's Tom Izzo and one more than Syracuse's Jim Boeheim.

RAVE REVIEWS FOR POTEAT

- Junior forward Mylyjael Poteat has been a pleasant surprise for Coach Young.
- "He's got unbelievable hands," Young said of Poteat. "Much, much better feet. I liked him coming out of high school and I called him three or four times. ... He's gonna help us win. He's big and he's physical and he's not afraid of contact. He knows who he is as a player, and I think that's a benefit of playing college basketball for two years."

NO CEILING

- Although the Hokies feature nine new faces in 2022-23, Justyn Mutts believes this group can be even better than last year.
- "There is no ceiling. I think our team is so diverse and so talented and so dynamic that if we really start to click the way I feel we can, it'll be scary. Just the way we defend, the way we can make shots, the way we can get to the basket or space it out or our pace of offense. I think once we really start clicking on all cylinders with the relationships that we have as people off the court, it'll be a lot of fun."

100 OR MORE STARTS

- Justyn Mutts is on an elite list of players in the ACC who have recorded at least 100 career starts.

Rank	Player	School	GS
1	Jayden Gardner	UVA	117
2	Kiheii Clark	UVA	111
3	Justyn Mutts	VT	110
4	Nike Sibande	Pitt	105
5	Jarkel Joiner	NC State	104

J-MUTTY: THE ULTIMATE SCHOLAR

- Justyn Mutts, the ACC's Skip Prosser Award winner last season, embarks on his 11th semester in college - having already earned a bachelor's degree and two master's degrees.
- He's currently enrolled in human development - his second undergraduate program.

DO IT FOR THE CITY

- Justyn Mutts has his sights set on a third consecutive trip to the Big Dance in March. However, getting there isn't the end goal.
- "I've never won a game in March Madness," Mutts said. "That's definitely a huge thing for me this year. We need multiple wins [in the NCAAs], just for the city. Blacksburg, they deserve it [for] the love that they show us."

DEPENDABLE DEFENDERS

- Hunter Cattoor almost always draws the assignment of guarding the opposing team's best guard or wing.
- He's come a long way in that department, as Coach Young has gone on record of saying "he couldn't guard me" when Cattoor first arrived in Blacksburg.
- Combined with Justyn Mutts, who is as good of a defender as Young has ever coached, the Hokies have two elite leaders on the defensive side of the ball.

ONE BIG FAMILY

- The camaraderie between the VT men's and women's basketball teams as described by Hunter Cattoor:
- "I'd say it's like a whole big family there. We play and practice in the same facility, so we see them every day, whether that's working out on our own time or during lift and practice. We see them all around. We're saying hey to them. I know Coach Brooks is doing a great job over there with that team. But I look at them as family. ... I think it's great for both programs to be together and support each other and want each other to do well."



The 2022-23 season marks the 21st for Mike Young as a head coach.

SPECIALTY STAT TRACKER

Opponent	Off TOs	Paint	2nd Chance	FB	Bench
Delaware State	18	28	16	8	19
Lehigh	16	40	4	2	17
William & Mary	14	24	14	6	21
Old Dominion	6	28	8	2	19
Penn State					
TBD					
Charleston Southern					
Minnesota					
North Carolina					
Dayton					
Oklahoma State					
Grambling State					
at Boston College					
at Wake Forest					
Clemson					
NC State					
at Syracuse					
at Virginia					
at Clemson					
Duke					
Syracuse					
at Miami					
Virginia					
Boston College					
at Notre Dame					
at Georgia Tech					
Pitt					
Miami					
at Duke					
at Louisville					
Florida State					
Total +/-	+11	+8	-7	0	-28
Season Highs	18	40	16	8	21

FAST BREAK

Tech has registered **two** wins over Top-5 programs under head coach Mike Young - most recently an 81-73 win over No. 3 Villanova on Nov. 28, 2020.

SCHOOL RECORDS

INDIVIDUAL

Games Played (Season)	36, by 5 players
Games Started (Season)	36, by 5 players
Games Played (Career)	136, Malcolm Delaney (2007-11)
Games Started (Career)	126, Dell Curry (1982-86); Bobby Beecher (1982-86)
Consecutive Starts	123, Ace Custis (1993-97)
Minutes Played (Game)	55, by 3 players
Minutes Played (Season)	1,300, Malcolm Delaney (2010-11), 34 games
Minutes Played (Highest Season Average)	38.6, Jay Purcell (1991-92), 28 games
Minutes Played (Career)	4,688, Malcolm Delaney (2007-11)
Minutes Played (Highest Career Average)	35.1, Dale Solomon, 1978-82
Points (Overall Game)	52, Allan Bristow vs. George Washington (2-21-73)
Points (ACC Game)	37, Malcolm Delaney vs. Clemson (1-29-09)
Points (ACC Tournament Game)	32, Jalen Hudson vs. Wake Forest (3-10-15)
Points (NCAA Tournament)	29, Glen Combs vs. Indiana (3-17-67)
Points (NIT)	33, A.D. Vasallo vs. Duquesne (3-18-09)
Points (Season)	801, Erick Green (2012-13), 32 games
Points (ACC Season)	469, Erick Green (2012-13), 18 games
Points (Season Average)	26.6, Bimbo Coles (1988-89), 27 games
Points (Double-Figure Games, Season)	34, Dell Curry (1983-84), 35 games
Points (Career)	2,484, Bimbo Coles (1986-90)
Points (Career Average)	23.1, Allan Bristow (1970-73)
Points (Double-Figure Games, Career)	115, Dell Curry (1982-86)
Field Goals Made (Game)	22, Allan Bristow vs. George Washington (2-21-73)
3-Pointers Made (Game)	9, Hunter Cattoor at Florida State (1-29-22); Justin Robinson vs. Syracuse (1-26-19)
Field Goals Made (Season)	305, Dell Curry (1985-86), 30 games
3-Pointers Made (Season)	106, Wally Lancaster (1987-88), 29 games
Field Goals Made (Career)	1,021, Dell Curry (1982-86)
3-Pointers Made (Career)	267, A.D. Vasallo (2005-09)
Free Throws Made (Game)	20, by 3 players
Free Throws Made (Season)	230, Malcolm Delaney (2009-10), 33 games
Free Throws Made (Career)	721, Malcolm Delaney (2007-11)
Rebounds (Game)	36, Chris Smith vs. Washington & Lee (1-9-59)
Rebounds (Season)	495, Chris Smith (1959-60), 26 games
Rebounds (Career)	1,508, Chris Smith (1957-61)
Assists (Game)	12, by 3 players
Assists (Season)	192, Dave Sensibaugh (1975-76), 28 games
Assists (Career)	547, Bimbo Coles (1986-90)
Steals (Game)	8, by 3 players
Steals (Season)	94, Jamon Gordon (2006-07), 34 games
Steals (Career)	295, Dell Curry (1982-86)
Blocks (Game)	9, Roy Brow vs. James Madison (12-6-86); vs. Baptist College (12-12-87)
Blocks (Season)	100, Roy Brow (1987-88), 28 games
Blocks (Career)	251, Roy Brow (1984-88)
TEAM	
Points (Game)	141, vs. Southern Miss (2-6-88)
Points (Season)	2,646, 1987-88, 29 games
Field Goals Made (Game)	52, vs. VMI (2-20-59)
Field Goals Made (Season)	1,058, 1983-84, 35 games
FG Percentage (Game)	.722 (39-54), vs. Syracuse (1-28-76)
FG Percentage (Season)	.517 (1,030-1,993), 1981-82
3-Pointers Made (Game)	21, vs. Delaware State (11-20-19)
3-Pointers Made (Season)	327, 2018-19, 35 games
3FG Percentage (Game)	.720 (18-25), at Florida State (1-29-22)
3FG Percentage (Season)	.403 (290-720), 2016-17
Rebounds (Game)	83, vs. VMI (2-19-61)
Assists (Game)	36, vs. The Citadel (11-12-17)
Steals (Game)	21, at Clemson (2-8-06)
Blocks (Game)	15 (2x), last vs. VMI (12-9-09)

2022-23 HONORS WATCH




Justyn Mutts

ACC Preseason Voting

- Second-Team All-ACC

Naismith Memorial Basketball Hall of Fame

- Karl Malone Award Watch List



GLUE GUY

- Jon Rothstein voted Justyn Mutts as one of his top-10 “glue guys” heading into the 2022-23 season.



WINNINGEST STRETCH IN PROGRAM HISTORY

- Tech has racked up 143 wins over the last seven seasons, which is tied for the winningest stretch in program history.



- Between 1979 and 1986, VT also recorded 143 wins.
- The Hokies will need 23 wins or more in 2022-23 to break the best eight-season stretch in program history.

Season	Head Coach	Record
2015-16	Buzz Williams	20-15
2016-17	Buzz Williams	22-11
2017-18	Buzz Williams	21-12
2018-19	Buzz Williams	26-9
2019-20	Mike Young	16-16
2020-21	Mike Young	15-7
2021-22	Mike Young	23-12

- Five of those seven seasons have resulted in an NCAA tournament appearance.

LEADING AT THE BREAK

- Over the last three seasons, Tech is 35-6 when leading at halftime.
- The Hokies are 48-10 in the Mike Young era when up at half.

NATIONAL POLLS

ASSOCIATED PRESS POLL

Updated: November 14

Rank	School	Record	Points
1	North Carolina	2-0	1543
2	Gonzaga	2-0	1497
3	Houston	2-0	1439
4	Kentucky	2-0	1394
5	Baylor	2-0	1253
6	Kansas	2-0	1218
7	Duke	2-0	1216
8	UCLA	2-0	1138
9	Arkansas	2-0	1059
10	Creighton	2-0	1036
11	Texas	2-0	932
12	Indiana	2-0	867
13	Auburn	2-0	724
14	Arizona	2-0	694
15	TCU	2-0	630
16	Virginia	2-0	590
17	San Diego State	2-0	524
18	Alabama	2-0	436
19	Illinois	2-0	316
20	Michigan	2-0	308
21	Dayton	2-0	280
22	Tennessee	1-1	264
23	Texas Tech	2-0	190
24	Texas A&M	2-0	131
25	UConn	2-0	124

Receiving Votes: Michigan State 119, Purdue 104, Villanova 96, Miami 61, Saint Louis 47, Xavier 44, Oregon 36, Iowa 36, Ohio State 36, Memphis 20, **Virginia Tech 13**, Colorado 11, Arizona State 9, Toledo 8, Rutgers 8, Saint Mary's 7, Florida 5, Grambling 4, UC Irvine 4, Seton Hall 3, Penn State 1

Dropped from Rankings: Villanova 16, Oregon 21

USA TODAY COACHES' POLL

Updated: November 14

Rank	School	Record	Points
1	North Carolina	2-0	775
2	Gonzaga	2-0	747
3	Houston	2-0	723
4	Kentucky	2-0	707
5	Kansas	2-0	662
6	Baylor	2-0	643
7	UCLA	2-0	575
8	Duke	2-0	567
9	Creighton	2-0	534
10	Arkansas	2-0	492
11	Texas	2-0	483
12	Arizona	2-0	379
13	Indiana	2-0	376
14	Virginia	2-0	323
15	Auburn	2-0	304
16	Alabama	2-0	265
17	Tennessee	1-1	249
18	TCU	2-0	231
19	San Diego State	2-0	222
20	Illinois	2-0	167
21	Michigan	2-0	155
22	Texas Tech	2-0	149
23	Dayton	2-0	139
24	Purdue	2-0	93
25	Michigan State	1-1	62

Receiving Votes: Ohio State 60, Iowa 52, UConn 46, Villanova 44, Oregon 43, Texas A&M 25, **Virginia Tech 20**, Wisconsin 19, Miami 18, Saint Mary's 14, Xavier 10, Toledo 10, Saint Louis 10, Rutgers 4, Drake 2, Florida 1

Dropped from Rankings: Villanova 17, Oregon 21

TRACKING TECH

	AP	Coaches
Preseason	RV	RV
11/15	RV	RV
11/22	-	-
11/29	-	-
12/6	-	-
12/13	-	-
12/20	-	-
12/27	-	-
1/3	-	-
1/10	-	-
1/17	-	-
1/24	-	-
1/31	-	-
2/7	-	-
2/14	-	-
2/21	-	-
2/28	-	-
3/7	-	-
3/14	-	-
Final	-	-

Ratings Tracker (through November 17)

ESPN.com BPI	38
KenPom.com	27
NCAA NET Rankings	-
Sagarin	40

Virginia Tech's "Best" NET Wins:

First NET rankings come out Monday, Dec. 5



NOTEWORTHY

WHERE ARE THEY NOW?

- The Hokies lost 54.5% of their scoring from a year ago.
- Below is a rundown of where the letterwinners lost are now.

Name	Points	Current Team
Keve Aluma	567	Niigata (Japan)
Nahiem Alleyne	346	UConn
Storm Murphy	288	Medipolis SC Jena (Germany)
David N'Guessan	132	Kansas State
John Ojiako	47	George Mason
Jalen Haynes	7	ETSU
Ben Varga	3	No longer playing basketball

MUTTS DISHING IT OUT WITH THE BEST OF THEM

- Justyn Mutts was among the nation's leaders in assists from the forward position last season.
- He tied for fourth in the country with 124 assists. Ironically, the person he tied was the No. 1 pick in the 2022 NBA Draft.

Name	Assists	Team
Tosan Evbuomwan	142	Princeton
Kyle Rode	140	Liberty
Jalen Slawson	125	Furman
Justyn Mutts	124	Virginia Tech
Paolo Banchemo	124	Duke

50TH ANNIVERSARY OF '73 NIT CHAMPIONSHIP TEAM

- The 2022-23 season marks the 50th anniversary of the 1973 NIT championship team.
- It was the first postseason championship in program history.
- The Hokies captured the tournament by winning four games by a combined five points at Madison Square Garden in New York City.

Opponent	Score	Date
New Mexico	W, 65-63	3/18/73
Fairfield	W, 77-76	3/22/73
Alabama	W, 74-73	3/24/73
Notre Dame	W, 92-91 (OT)	3/25/73

- Bobby Stevens drained the game-winning basket as time expired to lift the Hokies over Notre Dame in the final.

MOVE SIDE-TO-SIDE

- Coach Young emphasizes ball reversals in his offensive system. Essentially, the more the ball moves from side-to-side, the higher the field-goal percentage is for the Hokies.

Possessions	FG/FGA	FG%
1 side possession	279/629	44.4
2 side possession	311/632	49.2
3+ side possession	259/459	56.4

- There's also correlation to paint touches and a higher 3-point field-goal percentage.

Possessions	FG/FGA	3FG%
Without paint touch	183/512	35.7
With paint touch	136/302	45.0

DANCIN' IN BACK-TO-BACK SEASONS

- In previous seasons in Virginia Tech history, the fastest head coach to make the NCAA Tournament was in Year Three. Those Hokies were Howie Shannon, Charlie Moir and Buzz Williams.
- Therefore, with Mike Young doing so in Year Two, he became the fastest Tech coach to make The Dance.
- The Hokies have also never had a head coach lead them to the NCAA Tournament in two of their first three seasons.
- Mike Young becomes just the third head coach in program history to register multiple trips to the NCAA Tournament, joining Charlie Moir and Buzz Williams.

- Here's a rundown of the head coaches who have guided Tech to the NCAA Tournament.

Head Coach	NCAAT Years	# of App.
Charlie Moir	1979, 1980, 1985, 1986	4
Buzz Williams	2017, 2018, 2019	3
Mike Young	2021, 2022	2
Don DeVoe	1976	1
Bill Foster	1996	1
Seth Greenberg	2007	1
Howie Shannon	1967	1

HOKIE CENSUS


- Tech has 15 players on the squad who represent nine states and Washington, D.C.
- Maryland and North Carolina lead the way with three players apiece, followed by Florida (two).

50 SPOT

- Tech shot over 50 percent in a game five times during the 2020-21 season - going 5-0.
- Since Young got to Blacksburg, the Hokies are 26-2 in contests shooting 50 percent or greater - only losses: vs. BYU (11/27/19) and vs. Miami (1/26/22).
- Since the 2010-11 season, Tech is 97-13 when shooting 50 percent or better.

RANKED WINS BECOMIN' COMMON

- Tech had four ranked wins in 2020-21, tying the most-ever in school history (set 2017-18).
- The Hokies notched their first two of the 2021-22 season in Brooklyn against No. 25 North Carolina in the ACC semifinals and No. 7 Duke in the championship game.



CASSELL COLISEUM - RENDERING OF PROPOSED \$75 MILLION-PLUS RENOVATION OF VIRGINIA TECH'S HOME VENUE

REACH FOR EXCELLENCE


- Virginia Tech announced on April 20, 2021 a \$400 million fundraising campaign to propel Hokie sports to the forefront of the Atlantic Coast Conference, prepare generations of student-athletes for success in life, and raise the university's profile nationwide.
- The campaign will leverage the momentum of recent successes on the field and in fundraising, such as adding about 10,000 more Hokie Club members in the past five years and opening the Student-Athlete Performance Center, thanks to a record gift. Still, leaders acknowledged that the athletics enterprise needs an infusion of revenue in order to compete at the top of the ACC.
- The budget increase will support athletics in three primary areas: facilities, coaching, and the student-athlete experience.



- The Reach for Excellence campaign has five main pillars, which are:
 - A football enhancement fund to build a program that consistently competes at the top of the ACC, by allotting \$30 million over time for recruiting, assistant coaches' salaries, quality-control coaches, player development, and capital needs.
 - Renovations to improve Cassell Coliseum, with at least \$50 million to be raised privately.
 - The Drive for 25 initiative to increase Hokie Club membership to 25,000 and raise \$20 million annually for student-

athlete scholarships.

- Striving for comprehensive excellence for all sports by providing operating expenses, facility improvements, nutritional and strength and conditioning programs, and more.
- Increasing the number of student-athlete scholarship endowments to expand capacity to support students and broaden reach in recruiting.
- When it's filled with nearly 10,000 fans cheering the Hokies to victory in the last seconds of a basketball game, Cassell Coliseum is an amazing sight. But when it's empty, the home of Virginia Tech basketball, volleyball, and wrestling shows its age. Built in the early 1960s, the Coliseum is due for an extensive renovation.
- Plans call for a completely redesigned experience, including:
 - A new glass entrance along Washington Street
 - Extended concourse areas along both sides to allow fans easier access to different sections of the coliseum
 - The addition of high-end premium seating areas, including club seating and luxury suites on both sides
- This much-needed \$75 million-plus project, helped by at least \$50 million in private support, would create one of the best home venues in the ACC.



“HOKIE TRACKS”

COMMENTS THAT LEFT AN IMPRESSION

“I think we have always had that standard. I think coming into the year, we wanted to be the best team that we could possibly be and achieve the most that we could achieve. I think throughout the year, we hit ups and downs, but at the end of the day, we never wavered from what our goal was. So, once we won the ACC championship, obviously, it may have been a big shock for everyone else, but for us, it wasn't a shock of that we couldn't have won it. I felt like since Day 1 we felt like we could have won it. I think the standard is trying to win each day, and whatever happens past that happens.”

- Hunter Cattoor on last year's success raising the standard

“It means the world to me just to be in an environment and a culture where there is that level of trust, and not just for me but for all of my teammates, as well. It just makes you want to keep working hard. When you step on the floor, when you're playing for [Coach Young], you just know that he trusts you to make the best decision. And due to that, you end up trusting yourself more, too.”

- Justyn Mutts on being labeled a 'Mike Young guy'

“That guy came back for a reason. He didn't come back to sit on his laurels and piddle-paddle around. He came back to win.”

- Mike Young on Justyn Mutts

2022-23 RANKING SUMMARY

Statistic	National Rank	Conference Rank	Value	National Leader	Value	Conference Leader	Value
Assist/Turnover Ratio (352 ranked)	9	2	2.36	Iowa	3.33	Virginia	2.79
Assists Per Game (352 ranked)	63	3	17.3	Arizona	27.0	Virginia	19.5
Bench Points per game (352 ranked)	259	10	19.00	James Madison	51.33	Virginia	34.00
Blocks Per Game (349 ranked)	107	9	4.3	App State	9.5	North Carolina	7.0
Effective FG pct (352 ranked)	8	1	0.647	Coastal Carolina	0.700	Virginia Tech	0.647
Fastbreak Points (352 ranked)	315	12	5.33	Bryant	32.50	NC State	25.67
Field Goal Percentage (352 ranked)	16	3	54.8	Arizona	63.0	Notre Dame	56.3
Field Goal Percentage Defense (352 ranked)	182	9	41.5	Houston	25.8	Duke	30.8
Fouls Per Game (351 ranked)	10	2	11.7	Missouri St.	7.0	Syracuse	10.0
Free Throw Attempts Per Game (352 ranked)	254	12	16.0	Arizona	43.0	North Carolina	34.0
Free Throw Percentage (352 ranked)	28	3	79.2	Memphis	89.5	Notre Dame	87.5
Free Throws Made Per Game (352 ranked)	191	10	12.7	Arizona	30.0	North Carolina	25.0
Rebound Margin (352 ranked)	94	7	7.7	Alabama	25.5	Duke	22.0
Rebounds (Defensive) Per Game (352 ranked)	159	6	27.00	Alabama	39.00	Wake Forest	31.00
Rebounds (Offensive) Per Game (352 ranked)	284	11	8.33	Northern Ky.	19.00	Duke	18.00
Rebounds Per Game (352 ranked)	242	11	35.33	Alabama	56.00	Duke	48.00
Scoring Defense (352 ranked)	94	6	62.0	Duke	41.0	Duke	41.0
Scoring Margin (352 ranked)	37	4	27.0	Bryant	63.5	Duke	36.5
Scoring Offense (352 ranked)	35	2	89.0	Bryant	118.0	Syracuse	90.0
Steals Per Game (351 ranked)	331	14	4.0	Bryant	19.0	NC State	11.0
Three Point Attempts Per Game (352 ranked)	75	3	26.0	Tennessee	40.5	Pittsburgh	32.0
Three Point Percentage (352 ranked)	24	3	44.9	Western Ky.	63.0	Syracuse	50.0
Three Point Percentage Defense (352 ranked)	226	7	33.9	Wisconsin	9.7	Georgia Tech	16.7
Three Pointers Per Game (352 ranked)	22	2	11.7	Penn St.	14.7	Virginia	12.0
Turnover Margin (212 ranked)	77	5	4.3	Bryant	15.5	Virginia	7.5
Turnovers Forced Per Game (352 ranked)	286	14	11.67	Bryant	28.00	NC State	18.00
Turnovers Per Game (352 ranked)	4	2	7.3	Iona	6.5	Virginia	7.0
Winning Percentage (314 ranked)	1	1	100.0	114 teams tied	100.0	10 teams tied	100.0

GAMES STARTED


	Streak	22-23	Career	ACC
Hunter Cattoor	40	4	45	23
Rodney Rice	-	-	-	-
MJ Collins	-	-	-	-
Sean Pedulla	4	4	4	-
Darren Buchanan Jr.	-	-	-	-
Patrick Wessler	-	-	-	-
Camden Johnson	-	-	-	-
John Camden	-	-	-	-
Darius Maddox	4	4	4	-
Owyn Dawyot	-	-	-	-
Lynn Kidd	1	2	2	-
Grant Basile	-	3	59	-
Justyn Mutts	3	3	110	33
Michael Ward	-	-	-	-
Mylyjael Poteat	-	-	3	-




NON-CONFERENCE BREAKDOWN

Team	NET	Result
Delaware State		W, 95-57
Lehigh		W, 78-52
William & Mary		W, 94-77
Old Dominion		W, 75-71
Penn State		
TBD		
Charleston Southern		
Minnesota		
Dayton		
Oklahoma State		
Grambling State		

Tech is set to return to the site of its 2022 ACC tournament championship on Dec. 11 vs. Oklahoma State.



Hunter Cattoor is 10th all-time at VT in career 3-pointers made with 183.



SEASON BREAKDOWN

TECH'S RECORD WHEN...

	2022-23
Overall	4-0
ACC	0-0
At home	3-0
On the road	0-0
At neutral sites	1-0
After a win	3-0
After a loss	0-0
In overtime	0-0
vs. ranked opponents	0-0
Winning the opening tip	2-0
Losing the opening tip	2-0
Decided by 1-4 points or OT	1-0
Decided by 5-10 points	0-0
Decided by 11-20 points	1-0
Decided by 21+ points	2-0
Leading at half	4-0
Tied at half	0-0
Trailing at half	0-0
VT shoots 50% or better	3-0
VT shoots 40-49.9%	1-0
VT shoots less than 40%	0-0
VT out-shoots opponent	4-0
Opp. out-shoots VT	0-0
Opp. shoots 40% or better	2-0
Opp. shoots less than 40%	2-0
VT out-rebounds opponent	3-0
Opp. out-rebounds VT	1-0
Rebounds are tied	0-0
VT has more FT attempts	3-0
Opp. has more FT attempts	0-0
VT makes more 3-pointers	3-0
Opp. makes more 3-pointers	0-0
VT wins turnover battle	4-0
Opp. wins turnover battle	0-0
Turnovers are tied	0-0
VT scores 100+	0-0
VT scores 90-99 points	2-0
VT scores 80-89 points	0-0
VT scores 70-79 points	2-0
VT scores 60-69 points	0-0
VT scores 50-59 points	0-0
VT scores < 50 points	0-0
Opp. scores > 99 points	0-0
Opp. scores 90-99 points	0-0
Opp. scores 80-89 points	0-0
Opp. scores 70-79 points	2-0
Opp. scores 60-69 points	0-0
Opp. scores 50-59 points	2-0
Opp. scores < 50 points	0-0
Playing on Monday	1-0
Playing on Tuesday	0-0
Playing on Wednesday	0-0
Playing on Thursday	2-0
Playing on Friday	0-0
Playing on Saturday	0-0
Playing on Sunday	1-0
In November	4-0
In December	0-0
In January	0-0
In February	0-0
In March	0-0
Playing during the day	1-0
Playing at night	3-0
Wearing White	3-0
Wearing Maroon	0-0
Wearing Orange	1-0
Wearing Black	0-0

STARTING LINEUPS

W/L

1-0	Sean Pedulla, Hunter Cattoor, Darius Maddox, Grant Basile, Lynn Kidd
2-0	Sean Pedulla, Hunter Cattoor, Darius Maddox, Justyn Mutts, Grant Basile
1-0	Sean Pedulla, Hunter Cattoor, Darius Maddox, Justyn Mutts, Lynn Kidd

Margin of Victory/Defeat

	1	2	3	4	5	6	7	8	9	10	11-19	20+
Wins	-	-	-	1	-	-	-	-	-	-	1	2
Losses	-	-	-	-	-	-	-	-	-	-	-	-

Most First Half Points

Virginia Tech	57 vs. William & Mary (11/13/22)
Opponents	35 by William & Mary (11/13/22)

Most Second Half Points

Virginia Tech	39 vs. Delaware State (11/7/22)
Opponents	46 by Old Dominion (11/17/22)

Fewest First Half Points

Virginia Tech	39 vs. Old Dominion (11/17/22)
Opponents	25 (2x) last by ODU (11/17/22)

Fewest Second Half Points

Virginia Tech	35 vs. Lehigh (11/10/22)
Opponents	26 by Delaware State (11/7/22)

Largest Halftime Lead

Virginia Tech	25 vs. Delaware State (11/7/22)
Opponents	-

Largest Margin of Victory

Virginia Tech	38 vs. Delaware State (11/7/22)
Opponents	-

MISCELLANEOUS

How 1st Points Were Scored

Layup	2
3FG	-
Jumper	1
Dunk	-
Free Throw	1
Tip-in	-

Rebounds Leader

Grant Basile	1
Lynn Kidd	2
Justyn Mutts	3
Sean Pedulla	1
Mylyjael Poteat	1

Blocks Leader

Grant Basile	3
Hunter Cattoor	1
Justyn Mutts	1
Sean Pedulla	1
Mylyjael Poteat	1

15+ Rebounds

-	-
---	---

20+ Rebounds

-	-
---	---

5+ Assists

Justyn Mutts	2
Sean Pedulla	2

10+ Assists

-	-
---	---

5+ Steals

-	-
---	---

5+ Blocks

-	-
---	---

Scored VT's 1st Points

Grant Basile	2
Lynn Kidd	1
Darius Maddox	1

Assists Leader

Justyn Mutts	2
Sean Pedulla	2
Grant Basile	2
MJ Collins	1

10+ Points

Grant Basile	4
Hunter Cattoor	2
Darius Maddox	3
Justyn Mutts	2
Sean Pedulla	4

20+ Points

Grant Basile	1
Hunter Cattoor	1
Sean Pedulla	2

First Off VT Bench

Grant Basile	1
MJ Collins	3
Lynn Kidd	1
Mylyjael Poteat	2

Steals Leader

Grant Basile	2
Darius Maddox	2
Justyn Mutts	3
Sean Pedulla	2
Mylyjael Poteat	2

Points Leader

Grant Basile	1
Hunter Cattoor	1
Sean Pedulla	3

30+ Points

Grant Basile	1
--------------	---

10+ Rebounds

Grant Basile	1
Lynn Kidd	1
Justyn Mutts	2

Double-Doubles

Grant Basile	1
Justyn Mutts	2

Triple-Doubles

-	-
---	---

THE LAST TIME

LAST TIME VIRGINIA TECH...

Scored 100+ points and won	100-64, vs. Delaware State, 11/20/19
Scored 100+ points and lost	100-104 (2OT), vs. Maryland, 2/27/10
Played in OT	76-75 (OT), vs. Clemson, 3/9/22
Played in consecutive OTs	82-77 (OT), vs. UAB, 11/28/15; 79-81 (OT), vs. Northwestern, 12/1/15
Played in 2OT	79-77 (2OT), vs. North Carolina, 1/22/20
Played in 3OT	95-102 (3OT), vs. Miami (Fla.), 1/19/20
Scored 100+ points	100-64, vs. Delaware State, 11/20/19
Scored 90-99 points	94-77, vs. William & Mary, 11/13/22
Scored 80-89 points	82-67, vs. No. 7 Duke, 3/12/22
Scored 70-79 points	75-71, vs. Old Dominion, 11/17/22
Scored 60-69 points	62-58, at Georgia Tech, 2/23/22
Scored 50-59 points	59-63, at Clemson, 3/5/22
Scored 40-49 points	47-24, at No. 23 NC State, 2/2/19
Scored 30-39 points	39-65, at No. 19 Virginia, 1/4/20
Scored 20-29 points	27-40, at McGuire Hospital, 2/2/46
Scored 10-19 points	16-45, at Virginia, 1/30/39
Scored less than 10 points	9-29, vs. North Carolina, 1/12/35
Allowed 100+ points	95-102 (3OT), vs. Miami (Fla.), 1/19/20
Allowed 90-99 points	77-90, vs. BYU, 11/27/19
Allowed 80-89 points	73-81, vs. #25 Texas, 3/18/22
Allowed 70-79 points	75-71, vs. Old Dominion, 11/17/22
Allowed 60-69 points	82-67, vs. No. 7 Duke, 3/12/22
Allowed 50-59 points	78-52, vs. Lehigh, 11/10/22
Allowed 40-49 points	75-43, vs. Louisville, 3/1/22
Allowed 30-39 points	65-39, vs. Radford, 11/15/21
Allowed 20-29 points	47-24, at No. 23/22 NC State, 2/2/19
Allowed 10-19 points	60-19, vs. Lynchburg, 1/9/46
Allowed less than 10 points	28-9, vs. Hampden-Sydney, 1/17/23
Scored at least 60 points in a half	66, 2nd Half, vs. The Citadel, 11/12/17
Largest margin of victory	83 points, vs. Randolph-Macon (87-4), 1/10/1911
Largest margin of victory in ACC	38 points, vs. Wake Forest (84-46), 2/27/21
Defeated a ranked opponent on the road	47-24, at No. 23/22 NC State, 2/2/19
Defeated a ranked opponent at home	65-51, vs. No. 8 Virginia, 1/30/21
Defeated a ranked opponent on a neutral court	82-67, vs. No. 7 Duke, 3/12/22
Defeated a defending national champion	65-51, vs. No. 8 Virginia, 1/30/21
Held opponent without a double-figure scorer	65-39, vs. Radford, 11/15/21
Failed to have a double-figure scorer	41-57, vs. Temple, 2/25/96
Had 6 or more players score in double figures	vs. Cornell, 12/8/21
Had 7 or more players score in double figures	vs. Cornell, 12/8/21
Did not make a 3FG	at Providence, 2/1/03
Opponent did not make a 3FG	vs. Virginia, 2/14/22
Did not shoot a FT in the first half	vs. No. 3 Villanova, 11/28/20
Did not shoot a FT in the second half	vs. Virginia, 12/5/10
Opponent did not shoot a FT	vs. Merrimack, 11/21/21
Held an opponent under 10 points in a half	9 points, vs. Eastern Michigan (1H), 12/22/11
Held an opponent under 20 points in a half	17 points, vs. Pitt (1H), 2/7/22
Had double-figure blocked shots	10, 84-46, vs. Wake Forest, 2/27/21
Came back from a double-figure deficit to win	10 points, vs. Notre Dame, 1/15/22
Lost a double-digit lead	11 points, at Boston College, 1/22/22
Led by 20 or more points at halftime	22 points, vs. William & Mary, 11/13/22
Had 20-29 assists in a game	21, at Miami, 2/26/22
Had 30 or more assists	36, vs. The Citadel, 11/12/17
Held a team under 20 percent from the floor	16.7%, at No. 23/22 NC State, 2/2/19
Held a team under three made FGs in a half	2 FG, vs. Notre Dame, 1/10/21
Won an ACC Tournament Championship	82-67, vs. No. 7 Duke, 3/12/22
Won an NCAA Tournament game	67-58, vs. Liberty, 3/24/19

WHAT'S A HOKIE?

The answer leads all the way back to 1896 when Virginia Agricultural and Mechanical College changed its name to Virginia Polytechnic Institute. With the change came the necessity for writing a new cheer and a contest for such a purpose was held by the student body.



Senior O.M. Stull won first prize for his "Hokie" yell which is still used today. Later, when asked if "Hokie" had any special meaning, Stull explained the word was solely the product of his imagination and was used only as an attention-getter for his yell. It soon became a nickname for all Tech teams and for those people loyal to Tech athletics.

The official university school colors - Chicago Maroon and Burnt Orange - also were introduced in 1896. The colors were chosen by a committee because they made a 'unique combination' not worn elsewhere at the time. The official definition of "Hokie" is "a loyal Virginia Tech Fan."



OUR NAME

When referring to our name, we ask that you use Virginia Tech, Hokies or Tech - and not 'Vah Tech.' Thank you!

THE LAST TIME

LAST TIME A VIRGINIA TECH PLAYER...

Recorded a double-double	Justyn Mutts (11 pts./10 rebs.), vs. Old Dominion, 11/17/22
Recorded a triple-double	Justyn Mutts (12 pts./14 rebs./11 ast.), vs. Syracuse, 2/12/22
Two Tech players recorded double-doubles in same game	Keve Aluma (14 pts./12 rebs.) & Justyn Mutts (14 pts./11 rebs.), at Notre Dame, 1/27/21
Two Tech players recorded double-doubles in consecutive games	vs. North Carolina (ACC Tournament), 3/13/09; vs. Duquesne (NIT), 3/18/09
Had five or more steals	Justyn Mutts (5), at Pitt, 2/5/22
Had 10 or more assists in a game	Justyn Mutts (11), vs. Syracuse, 2/12/22
Had 20 or more rebounds in a game	Jeff Allen (21), vs. Longwood, 12/14/08
Two Tech players with double-figure rebounds	Grant Basile (10) and Lynn Kidd (10), vs. Delaware State, 11/7/22
Two Tech players had five or more assists	Keve Aluma (7) & Storm Murphy (6), vs. No. 7 Duke, 3/12/22
Three Tech players had five or more assists	Chris Clarke (10), Justin Robinson (6) & Seth Allen (6), vs. The Citadel, 12/17/16
Four Tech players had five or more assists	Kerry Blackshear Jr. (8), Devin Wilson (7), Justin Robinson (7) & Chris Clarke (5), vs. The Citadel, 1/30/21
Three Tech players made five or more 3FG	Nahiem Alleyne (5), Jalen Cone (5) & Isaiah Wilkins (5), vs. Delaware State, 11/20/19
Eight or more Tech players made a 3FG	8 players, at Pitt, 2/5/22
Two Tech players scored 20 or more points	Hunter Cattoor (22) & Sean Pedulla (22), vs. William & Mary, 11/13/22
Three Tech players scored 20 or more points	Nickeil Alexander-Walker (25), Ahmed Hill (23) & Justin Robinson (23), vs. No. 23 Purdue, 11/18/18
Two Tech players scored 20 or more points in consecutive games	Nickeil Alexander-Walker & Kerry Blackshear Jr., 11/10/17 & 11/12/17
Tech freshman scored 20 or more points in a game	Sean Pedulla (20), at Florida State, 1/29/22
Three Tech freshmen scored in double figures in a game	Hunter Cattoor (14), Jalen Cone (11) & Lander Nolley II (10), vs. North Carolina, 3/10/20
Four Tech freshmen scored in double figures in a game	Landers Nolley II (21), Tyrece Radford (21), Jalen Cone (15) & Nahiem Alleyne (10), at Wake Forest, 1/14/20
Tech player scored 30-39 points in a game	Grant Basile (30), vs. Delaware State, 11/7/22
Tech player scored 40-49 points in a game	Dorenzo Hudson (41), vs. Seton Hall, 1/2/10
Tech player scored 50+ points in a game	Bimbo Coles (51), vs. Southern Miss, 2/6/88
Tech player had consecutive double-doubles	Keve Aluma, 2/23/22, 2/26/22
Tech player had three consecutive double-doubles	Keve Aluma, 1/27/21, 1/30/21, 2/3/21
Tech freshman had consecutive double-doubles	Kerry Blackshear Jr., 12/13/15, 12/19/15
Tech allowed a triple-double	Dennis Smith Jr. (27 pts./11 rebs./11 ast.), at NC State, 1/4/17
Tech had a walk-on score double figures	Christian Beyer (13), vs. Alabama A&M, 12/14/14






THEME NIGHTS

11/7 vs.  ACC TITLE CELEBRATION <small>2-1-1</small>	11/10 vs.  MILITARY APPRECIATION	11/13 vs.  ACC TITLE CELEBRATION <small>2-1-1</small>	12/4 vs.  ORANGE OUT
12/7 vs.  THE FINALS COUNTDOWN <small>60'S NIGHT</small>	12/17 vs.  THE KIDS' TAKEOVER DAY	1/23 vs.  BLACK OUT	1/28 vs.  COACHES VS. CANCER
2/4 vs.  SMITTYFIELD MAROON OUT	2/18 vs.  #LOVE GAME	2/21 vs.  THINK OF BEER WILDONE OUT	3/4 vs.  SENIOR DAY



MIKE YOUNG

Head Coach | Fourth Season at Virginia Tech

2020-21 ACC Coach of the Year

CAREER RECORDS

Overall Record	357-280
Conference Games	202-150
Non-Conference Games	151-129
Conference Tournament	24-14
NCAA Tournament	1-7
Overtime Games	20-16
One-Point Games	12-14
vs. AP Top 25	7-25

VS. CURRENT ACC HEAD COACHES

Coach	All	VT	Wofford
Earl Grant	0-1	0-1	-
Brad Brownell	4-3	4-1	0-2
Jon Scheyer	-	-	-
Leonard Hamilton	1-1	1-1	-
Josh Pastner	3-3	2-2	1-1
Kenny Payne	-	-	-
Jim Larrañaga	4-4	3-3	1-1
Kevin Keatts	2-1	2-1	-
Hubert Davis	1-2	1-2	-
Mike Brey	4-2	4-1	0-1
Jeff Capel III	3-1	3-1	-
Jim Boeheim	2-2	2-2	-
Tony Bennett	2-4	2-3	0-1
Steve Forbes	8-4	2-1	6-3
Total	34-28	26-19	8-9

vs. Coach Young

Earl Grant	1-0 at BC
Brad Brownell	3-4 at Clemson
Jon Scheyer	0-0 at Duke
Leonard Hamilton	1-1 at Florida State
Josh Pastner	3-3 at Georgia Tech
Kenny Payne	0-0 at Louisville
Jim Larrañaga	0-1 at GMU; 4-3 at Miami
Kevin Keatts	1-2 at NC State
Hubert Davis	2-1 at UNC
Mike Brey	2-4 at Notre Dame
Jeff Capel III	1-3 at Pitt
Jim Boeheim	2-2 at Syracuse
Tony Bennett	4-2 at UVA
Steve Forbes	3-6 at ETSU; 1-2 at Wake

▶ COACH YOUNG: CAREER BREAKDOWN

Season	School	Overall	Conference	Finish	Postseason	Ranking	RPI/NET
2002-03	Wofford	14-15 .483	8-8 .500	T6th	-	-/-	219
2003-04	Wofford	9-20 .310	4-12 .250	T10th	-	-/-	273
2004-05	Wofford	14-14 .500	7-9 .438	8th	-	-/-	225
2005-06	Wofford	11-18 .379	6-9 .400	9th	-	-/-	287
2006-07	Wofford	10-20 .333	5-13 .278	T9th	-	-/-	295
2007-08	Wofford	16-16 .500	8-12 .400	8th	-	-/-	191
2008-09	Wofford	16-14 .533	12-8 .600	4th	-	-/-	177
2009-10	Wofford	26-9 .743	15-3 .833	1st	NCAA First Round	-/-	73
2010-11	Wofford	21-13 .618	14-4 .778	T1st	NCAA First Round	-/-	105
2011-12	Wofford	19-14 .576	12-6 .667	T2nd	CBI	-/-	178
2012-13	Wofford	13-19 .406	7-11 .389	T8th	-	-/-	253
2013-14	Wofford	20-13 .606	11-5 .688	T3rd	NCAA First Round	-/-	152
2014-15	Wofford	28-7 .800	16-2 .889	1st	NCAA First Round	RV/-	49
2015-16	Wofford	15-17 .469	11-7 .611	T3rd	-	-/-	202
2016-17	Wofford	16-17 .485	10-8 .556	T4th	-	-/-	189
2017-18	Wofford	21-13 .618	11-7 .611	T4th	CIT	-/-	141
2018-19	Wofford	30-5 .857	18-0 1.000	1st	NCAA Second Round	19/18	14
Totals	17 Seasons	299-244 .551	175-124 .585				
2019-20	Virginia Tech	16-16 .500	7-13 .350	T10th	-	-/-	92
2020-21	Virginia Tech	15-7 .682	9-4 .692	3rd	NCAA First Round	25/RV	51
2021-22	Virginia Tech	23-13 .639	11-9 .550	7th	NCAA Tournament	RV/RV	27
2022-23	Virginia Tech	4-0 1.000	0-0 .000	-	-	RV/RV	-
Totals	4 Seasons	58-36 .617	27-26 .509				
Overall	21 Seasons	357-280 .560	202-150 .574				

▶ THE YOUNG FILE

Born 5/1/1963
 Hometown Radford, Virginia
 Wife Margaret
 Children Cooper, Davis
 Education Emory & Henry, 1986
 Joined Tech Staff 4/7/2019
 Years as College Head Coach 20
 Years as College Coach 35

Coaching Career

1986-88 Assistant Coach, Emory & Henry
 1988-89 Assistant Coach, Radford
 1989-02 Assistant Coach, Wofford
 2002-19 Head Coach, Wofford
 2019-pr. Head Coach, Virginia Tech

▶ ACCOMPLISHMENTS

Seven NCAA Tournaments
 2022, 2021, 2019, 2015, 2014, 2011, 2010

One ACC Tournament Championship
 2022

Five SoCon Tournament Championships
 2019, 2015, 2014, 2011, 2010

Four SoCon Regular-Season Titles
 2019, 2015, 2011, 2010

Two-time National Coach of the Year
 2019 (Sporting News), 2010 (Hugh Durham)

Three AP All-America Selections
 Fletcher Magee (2018-19), Karl Cochran (2014-15), Noah Dahlman (2009-10)

O HUNTER CATTOOR

SENIOR Guard | 6-3 | 200 | M.A. in Education, Liberal Arts and Human Sciences
Orlando, Florida | Bishop Moore



SEASON/CAREER BESTS

POINTS

Season 22 vs. William & Mary (11/13/22)
Career 31 vs. Duke (3/12/22)

REBOUNDS

Season 3 (3x), last vs. ODU (11/17/22)
Career 9 vs. Radford (11/15/21)

ASSISTS

Season 4 vs. Lehigh (11/10/22)
Career 6 at Miami (2/26/22)

BLOCKS

Season 2 vs. Delaware State (11/7/22)
Career 3 vs. Wake Forest (2/27/21)

STEALS

Season -
Career 3 (6x), last vs. Duke (3/12/22)

MINUTES

Season 30 (2x), last vs. ODU (11/17/22)
Career 39 at Virginia (1/12/22)

FIELD GOALS MADE

Season 7 vs. William & Mary (11/13/22)
Career 11 vs. Duke (3/12/22)

FIELD GOALS ATTEMPTED

Season 11 vs. William & Mary (11/13/22)
Career 16 vs. Duke (3/12/22)

3-PT. FIELD GOALS MADE

Season 6 vs. William & Mary (11/13/22)
Career 9 at Florida State (1/29/22)

3-PT. FIELD GOALS ATTEMPTED

Season 10 vs. William & Mary (11/13/22)
Career 11 at Florida State (1/29/22)

FREE THROWS MADE

Season 2 (2x), last vs. ODU (11/17/22)
Career 6 vs. South Florida (11/29/20)

FREE THROWS ATTEMPTED

Season 2 (4x), last vs. ODU (11/17/22)
Career 8 vs. South Florida (11/29/20)

CAREER STATS

	GP-GS	MIN	AVG	FG-FGA	FG%	3FG-FGA	3FG%	FT-FTA	FT%	OFF-DEF-TOT	AVG	PF-FO	AST	TO	BLK	STL	PTS	AVG
2019-20	31-3	629	20.3	69-165	.418	51-127	.402	14-22	.636	4-73-77	2.5	44-0	35	16	4	31	203	6.5
2020-21	22-2	489	22.2	57-125	.456	39-90	.433	34-43	.791	2-39-41	1.9	34-1	30	26	11	20	187	8.5
2021-22	36-36	1183	32.9	121-278	.435	83-199	.417	36-50	.720	12-131-143	4.0	80-0	73	36	6	39	361	10.0
2022-23	4-4	114	28.5	14-28	.500	10-21	.476	6-8	.750	1-9-10	2.5	5-0	9	1	2	0	44	11.0
TOTAL	93-45	2415	26.0	261-596	.438	183-437	.419	90-123	.732	19-252-271	2.9	163-1	147	79	23	90	795	8.5

- 2022 ACC Tournament MVP; 31 points vs. Duke in title game. *Last name pronounced: kuh-TOUR*
- MVP of Basketball Hall of Fame Shootout vs. St. Bonaventure.
- One of Tech's top threats from three.
- Had 12 games of hitting three or more 3FGs in back-to-back seasons (2020-22).
- Reached double-figure scoring 17 times as a junior.
- Erupted for nine 3-pointers (tied single-game program record) at Florida State, which was the turning point in the Hokies' 2021-22 season.
- Originally committed to Wofford, but signed with the Hokies after Virginia Tech's hiring of Mike Young.
- Four-year letterwinner at Bishop Moore High School.
- Scored 1,420 points in high school. Was a 3-star recruit (247 Sports).
- Also played quarterback on Bishop Moore's football team.
- Wants to coach basketball when playing career is over.

2022-23 GAME-BY-GAME STATS

OPPONENT	DATE	ST	MIN	FG-FGA	PCT	3FG-FGA	PCT	FT-FTA	PCT	OFF	DEF	TOT	PF	A	T/O	BLK	STL	PTS
Delaware State	11/7/22	*	26	2-6	.333	1-4	.250	1-2	.500	1	2	3	0	2	0	2	0	6
Lehigh	11/10/22	*	29	2-4	.500	1-3	.333	1-2	.500	0	1	1	1	4	1	0	0	6
William & Mary	11/13/22	*	30	7-11	.636	6-10	.600	2-2	1.000	0	3	3	1	3	0	0	0	22
vs. Old Dominion	11/17/22	*	30	3-7	.429	2-4	.500	2-2	1.000	0	3	3	3	0	0	0	0	10
vs. Penn State	11/18/22																	
vs. TBD	11/20/22																	
Charleston Southern	11/25/22																	
Minnesota	11/28/22																	
North Carolina	12/4/22																	
Dayton	12/7/22																	
vs. Oklahoma State	12/11/22																	
Grambling State	12/17/22																	
at Boston College	12/21/22																	
at Wake Forest	12/31/22																	
Clemson	1/4/23																	
NC State	1/7/23																	
at Syracuse	1/11/23																	
at Virginia	1/18/23																	
at Clemson	1/21/23																	
Duke	1/23/23																	
Syracuse	1/28/23																	
at Miami	1/31/23																	
Virginia	2/4/23																	
Boston College	2/8/23																	
at Notre Dame	2/11/23																	
at Georgia Tech	2/15/23																	
Pitt	2/18/23																	
Miami	2/21/23																	
at Duke	2/25/23																	
at Louisville	2/28/23																	
Florida State	3/4/23																	

PRODUCTION TRACKER

	This Season	Career
Scored 10+ Points	2	40
Scored 20+ Points	1	4
Led Tech in Scoring	1	9
Made 3+ 3FGs	1	25
Led Tech in 3FGM	2	28
Shot over 40% from 3	2	49
Had a Double-Double	-	-
Had Multiple Assists	3	42
Had Multiple Steals	-	26



1 RODNEY RICE

FRESHMAN Guard | 6-4 | 195 | Communication
Clinton, Maryland | DeMatha Catholic



- Three-year letterwinner at DeMatha where he played one season under the direction of current Tech associate head coach Mike Jones.
- All-Met First Team selection in 2021-22 after leading the Stags in scoring.
- Averaged 18.5 points per game across a three-year career at DeMatha.
- Four-star recruit ranked 45th overall, third in Maryland and eighth at his position by ESPN.
- Chose the Hokies over Louisville, Alabama, Notre Dame, Georgetown and Maryland.
- Father, Rodney Rice Sr., played basketball at Richmond and led the Spiders to the Sweet 16 of the 1988 NCAA Tournament.

SEASON/CAREER BESTS

POINTS

Season -
Career -

REBOUNDS

Season -
Career -

ASSISTS

Season -
Career -

BLOCKS

Season -
Career -

STEALS

Season -
Career -

MINUTES

Season -
Career -

FIELD GOALS MADE

Season -
Career -

FIELD GOALS ATTEMPTED

Season -
Career -

3-PT. FIELD GOALS MADE

Season -
Career -

3-PT. FIELD GOALS ATTEMPTED

Season -
Career -

FREE THROWS MADE

Season -
Career -

FREE THROWS ATTEMPTED

Season -
Career -

2022-23 GAME-BY-GAME STATS

OPPONENT	DATE	ST	MIN	FG-FGA	PCT	3FG-FGA	PCT	FT-FTA	PCT	OFF	DEF	TOT	PF	A	T/O	BLK	STL	PTS	
Delaware State	11/7/22																		DNP
Lehigh	11/10/22																		DNP
William & Mary	11/13/22																		DNP
vs. Old Dominion	11/17/22																		DNP
vs. Penn State	11/18/22																		
vs. TBD	11/20/22																		
Charleston Southern	11/25/22																		
Minnesota	11/28/22																		
North Carolina	12/4/22																		
Dayton	12/7/22																		
vs. Oklahoma State	12/11/22																		
Grambling State	12/17/22																		
at Boston College	12/21/22																		
at Wake Forest	12/31/22																		
Clemson	1/4/23																		
NC State	1/7/23																		
at Syracuse	1/11/23																		
at Virginia	1/18/23																		
at Clemson	1/21/23																		
Duke	1/23/23																		
Syracuse	1/28/23																		
at Miami	1/31/23																		
Virginia	2/4/23																		
Boston College	2/8/23																		
at Notre Dame	2/11/23																		
at Georgia Tech	2/15/23																		
Pitt	2/18/23																		
Miami	2/21/23																		
at Duke	2/25/23																		
at Louisville	2/28/23																		
Florida State	3/4/23																		

PRODUCTION TRACKER

	This Season
Scored 10+ Points	-
Scored 20+ Points	-
Led Tech in Scoring	-
Made multiple 3FGs	-
Led Tech in 3FGM	-
Shot over 40% from 3	-
Had a Double-Double	-
Had Multiple Assists	-
Had Multiple Steals	-



CAREER STATS

	GP-GS	MIN	AVG	FG-FGA	FG%	3FG-FGA	3FG%	FT-FTA	FT%	OFF-DEF-TOT	AVG	PF-FO	AST	TO	BLK	STL	PTS	AVG	
2022-23																			
TOTAL																			

2 MJ COLLINS

FRESHMAN Guard | 6-4 | 190 | Communication
Clover, South Carolina | Combine Academy



- A two-year letterwinner at Westminster Catawba before transferring to Combine Academy for his senior season.
- Combine ended the season ranked No. 20 in the country with a 25-5 record and a state championship in 2021-22.
- All-state, all-conference and the Male Athlete of the Year after averaging 23 points per game as a junior.
- Coached by Sim Frazier while playing for Team Curry in the summer of 2021.
- Rated the 181st-best prospect in the 2022 class on 247Sports.
- Tabbed the second-best player in the state of South Carolina and the 27th-best combo guard nationally, according to 247Sports.
- Four-star recruit and ranked 22nd at his position by ESPN.
- Chose the Hokies over Clemson, Oklahoma, Providence, South Florida and East Tennessee State.
- His sister, Reneazia, won three state championships in track.

SEASON/CAREER BESTS

POINTS

Season 7 vs. William & Mary (11/13/22)
Career 7 vs. William & Mary (11/13/22)

REBOUNDS

Season 2 vs. Delaware State (11/7/22)
Career 2 vs. Delaware State (11/7/22)

ASSISTS

Season 2 (2x), last vs. ODU (11/17/22)
Career 2 (2x), last vs. ODU (11/17/22)

BLOCKS

Season -
Career -

STEALS

Season 1 (2x), last vs. Lehigh (11/10/22)
Career 1 (2x), last vs. Lehigh (11/10/22)

MINUTES

Season 24 vs. Lehigh (11/10/22)
Career 24 vs. Lehigh (11/10/22)

FIELD GOALS MADE

Season 2 (3x), last vs. William & Mary (11/13/22)
Career 2 (3x), last vs. William & Mary (11/13/22)

FIELD GOALS ATTEMPTED

Season 7 (2x), last vs. William & Mary (11/13/22)
Career 7 (2x), last vs. William & Mary (11/13/22)

3-PT. FIELD GOALS MADE

Season 1 (2x), last vs. William & Mary (11/13/22)
Career 1 (2x), last vs. William & Mary (11/13/22)

3-PT. FIELD GOALS ATTEMPTED

Season 3 (2x), last vs. William & Mary (11/13/22)
Career 3 (2x), last vs. William & Mary (11/13/22)

FREE THROWS MADE

Season 2 vs. William & Mary (11/13/22)
Career 2 vs. William & Mary (11/13/22)

FREE THROWS ATTEMPTED

Season 2 vs. William & Mary (11/13/22)
Career 2 vs. William & Mary (11/13/22)

2022-23 GAME-BY-GAME STATS

OPPONENT	DATE	ST	MIN	FG-FGA	PCT	3FG-FGA	PCT	FT-FTA	PCT	OFF	DEF	TOT	PF	A	T/O	BLK	STL	PTS
Delaware State	11/7/22		23	2-7	.286	0-2	.000	0-0	.000	0	2	2	0	2	1	0	1	4
Lehigh	11/10/22		24	2-5	.400	1-3	.333	0-0	.000	0	0	0	1	1	0	0	1	5
William & Mary	11/13/22		16	2-7	.286	1-3	.333	2-2	1.000	0	0	0	4	0	0	0	0	7
vs. Old Dominion	11/17/22		19	1-2	.500	0-0	.000	0-0	.000	0	1	1	1	2	0	0	0	2
vs. Penn State	11/18/22																	
vs. TBD	11/20/22																	
Charleston Southern	11/25/22																	
Minnesota	11/28/22																	
North Carolina	12/4/22																	
Dayton	12/7/22																	
vs. Oklahoma State	12/11/22																	
Grambling State	12/17/22																	
at Boston College	12/21/22																	
at Wake Forest	12/31/22																	
Clemson	1/4/23																	
NC State	1/7/23																	
at Syracuse	1/11/23																	
at Virginia	1/18/23																	
at Clemson	1/21/23																	
Duke	1/23/23																	
Syracuse	1/28/23																	
at Miami	1/31/23																	
Virginia	2/4/23																	
Boston College	2/8/23																	
at Notre Dame	2/11/23																	
at Georgia Tech	2/15/23																	
Pitt	2/18/23																	
Miami	2/21/23																	
at Duke	2/25/23																	
at Louisville	2/28/23																	
Florida State	3/4/23																	

PRODUCTION TRACKER

	This Season
Scored 10+ Points	-
Scored 20+ Points	-
Led Tech in Scoring	-
Made multiple 3FGs	-
Led Tech in 3FGM	1
Shot over 40% from 3	-
Had a Double-Double	-
Had Multiple Assists	2
Had Multiple Steals	-



CAREER STATS

	GP-GS	MIN	AVG	FG-FGA	FG%	3FG-FGA	3FG%	FT-FTA	FT%	OFF-DEF-TOT	AVG	PF-FO	AST	TO	BLK	STL	PTS	AVG
2022-23	4-0	82	20.5	7-21	.333	2-8	.250	2-2	1.000	0-3-3	0.8	6-0	5	1	0	2	18	4.5
TOTAL	4-0	82	20.5	7-21	.333	2-8	.250	2-2	1.000	0-3-3	0.8	6-0	5	1	0	2	18	4.5

3 SEAN PEDULLA

SOPHOMORE Guard | 6-1 | 195 | Sports Media and Analytics
Edmond, Oklahoma | Edmond Memorial



SEASON/CAREER BESTS

POINTS

Season 22 vs. William & Mary (11/13/22)
Career 22 vs. William & Mary (11/13/22)

REBOUNDS

Season 4 (3x), last vs. ODU (11/17/22)
Career 4 (4x), last vs. ODU (11/17/22)

ASSISTS

Season 8 vs. Delaware State (11/7/22)
Career 8 vs. Delaware State (11/7/22)

BLOCKS

Season 1 (2x), last vs. William & Mary (11/13/22)
Career 1 (3x), last vs. William & Mary (11/13/22)

STEALS

Season 1 (2x), last vs. William & Mary (11/13/22)
Career 2 (3x), last vs. Clemson (3/9/22)

MINUTES

Season 36 vs. William & Mary (11/13/22)
Career 36 vs. William & Mary (11/13/22)

FIELD GOALS MADE

Season 9 vs. Lehigh (11/10/22)
Career 9 vs. Lehigh (11/10/22)

FIELD GOALS ATTEMPTED

Season 17 vs. Lehigh (11/10/22)
Career 17 vs. Lehigh (11/10/22)

3-PT. FIELD GOALS MADE

Season 5 vs. Delaware State (11/7/22)
Career 6 at Florida State (1/29/22)

3-PT. FIELD GOALS ATTEMPTED

Season 8 vs. Delaware State (11/7/22)
Career 8 at Miami (2/26/22)

FREE THROWS MADE

Season 4 vs. William & Mary (11/13/22)
Career 10 vs. Texas (3/18/22)

FREE THROWS ATTEMPTED

Season 5 vs. Old Dominion (11/17/22)
Career 10 vs. Texas (3/18/22)

CAREER STATS

	GP-GS	MIN	AVG	FG-FGA	FG%	3FG-FGA	3FG%	FT-FTA	FT%	OFF-DEF-TOT	AVG	PF-FO	AST	TO	BLK	STL	PTS	AVG
2021-22	36-0	467	13.0	62-145	.428	34-76	.447	36-40	.900	6-36-42	1.2	54-2	47	31	1	21	194	5.4
2022-23	4-4	131	32.8	28-55	.509	12-25	.480	10-14	.714	1-14-15	3.8	5-0	21	4	2	2	78	19.5
TOTAL	40-4	598	15.0	90-200	.450	46-101	.455	46-54	.852	7-50-57	1.4	59-2	68	35	3	23	272	6.8

- Will take over the reins at point guard following the graduation of Storm Murphy. *Last name pronounced: puh-DOOL-uh*
- Solid sharpshooter from downtown – shot over 40% from three 18 times as a freshman.
- Posted a career-high 20 points at Florida State, which was the turning point in the Hokies' 2021-22 season. He drilled 6 of 7 from long range in that game.
- Guided Edmond Memorial to three state tournaments.
- Two-time all-state selection and COAC Offensive Player of the Year that averaged 17.6 points a game as a senior.
- Rated the 165th-best prospect in the 2021 class on 247Sports.
- Tabbed the second-best player in the state of Oklahoma and the 25th-best point guard nationally, according to 247Sports.
- Chose the Hokies over Minnesota and Oklahoma State.
- One of Dominic and Bernadette Pedulla's 10 children. His siblings JJ, Edmund and Claire won state championships in high school basketball, while Brendan won a state championship in rugby.

2022-23 GAME-BY-GAME STATS

OPPONENT	DATE	ST	MIN	FG-FGA	PCT	3FG-FGA	PCT	FT-FTA	PCT	OFF	DEF	TOT	PF	A	T/O	BLK	STL	PTS
Delaware State	11/7/22	*	29	5-12	.417	5-8	.625	3-4	.750	0	4	4	1	8	2	0	1	18
Lehigh	11/10/22	*	33	9-17	.529	1-5	.200	1-1	1.000	0	3	3	0	2	0	1	0	20
William & Mary	11/13/22	*	36	7-11	.636	4-7	.571	4-4	1.000	1	3	4	2	4	1	1	1	22
vs. Old Dominion	11/17/22	*	34	7-15	.467	2-5	.400	2-5	.400	0	4	4	2	7	1	0	0	18
vs. Penn State	11/18/22																	
vs. TBD	11/20/22																	
Charleston Southern	11/25/22																	
Minnesota	11/28/22																	
North Carolina	12/4/22																	
Dayton	12/7/22																	
vs. Oklahoma State	12/11/22																	
Grambling State	12/17/22																	
at Boston College	12/21/22																	
at Wake Forest	12/31/22																	
Clemson	1/4/23																	
NC State	1/7/23																	
at Syracuse	1/11/23																	
at Virginia	1/18/23																	
at Clemson	1/21/23																	
Duke	1/23/23																	
Syracuse	1/28/23																	
at Miami	1/31/23																	
Virginia	2/4/23																	
Boston College	2/8/23																	
at Notre Dame	2/11/23																	
at Georgia Tech	2/15/23																	
Pitt	2/18/23																	
Miami	2/21/23																	
at Duke	2/25/23																	
at Louisville	2/28/23																	
Florida State	3/4/23																	

PRODUCTION TRACKER

	This Season	Career
Scored 10+ Points	4	9
Scored 20+ Points	2	3
Led Tech in Scoring	3	4
Made 3+ 3FGs	2	6
Led Tech in 3FGM	1	5
Shot over 40% from 3	3	21
Had a Double-Double	-	-
Had Multiple Assists	4	17
Had Multiple Steals	-	3



4 DARREN BUCHANAN JR.

FRESHMAN Forward | 6-7 | 235 | Communication
Washington, D.C. | Woodrow Wilson



SEASON/CAREER BESTS

POINTS

Season -
Career -

REBOUNDS

Season -
Career -

ASSISTS

Season -
Career -

BLOCKS

Season -
Career -

STEALS

Season -
Career -

MINUTES

Season -
Career -

FIELD GOALS MADE

Season -
Career -

FIELD GOALS ATTEMPTED

Season -
Career -

3-PT. FIELD GOALS MADE

Season -
Career -

3-PT. FIELD GOALS ATTEMPTED

Season -
Career -

FREE THROWS MADE

Season -
Career -

FREE THROWS ATTEMPTED

Season -
Career -

CAREER STATS

	GP-GS	MIN	AVG	FG-FGA	FG%	3FG-FGA	3FG%	FT-FTA	FT%	OFF-DEF-TOT	AVG	PF-FO	AST	TO	BLK	STL	PTS	AVG	
2022-23																			
TOTAL																			

- A four-year letterwinner at Woodrow Wilson in Washington, D.C. *Name pronounced: DARE-in BUH-can-in*
- 2022 D.C. Gatorade Player of the Year.
- 2022 All-Met Player of the Year.
- Two-time DCIAA Player of the Year and two-time DCIAA champion.
- Two-time all-state first team selection, All-Met first team as a senior (joining teammate Rodney Rice) and two-time DCIAA first team.
- Averaged 17 points, 10 rebounds, four assists and three steals during his four-year career at Woodrow Wilson.
- Coached by Osman Bangura and Angelo Hernandez while playing for Team Durant on the Nike EYBL circuit for three years.
- Tabbed the second-best player in Washington, D.C., and the 47th-best small forward nationally, according to 247Sports; Three-star recruit according to multiple outlets.
- Chose the Hokies over Georgetown, Rutgers, George Mason and George Washington.
- Related to former NFL tight end Vernon Davis.

2022-23 GAME-BY-GAME STATS

OPPONENT	DATE	ST	MIN	FG-FGA	PCT	3FG-FGA	PCT	FT-FTA	PCT	OFF	DEF	TOT	PF	A	T/O	BLK	STL	PTS	
Delaware State	11/7/22																		DNP
Lehigh	11/10/22																		DNP
William & Mary	11/13/22																		DNP
vs. Old Dominion	11/17/22																		DNP
vs. Penn State	11/18/22																		
vs. TBD	11/20/22																		
Charleston Southern	11/25/22																		
Minnesota	11/28/22																		
North Carolina	12/4/22																		
Dayton	12/7/22																		
vs. Oklahoma State	12/11/22																		
Grambling State	12/17/22																		
at Boston College	12/21/22																		
at Wake Forest	12/31/22																		
Clemson	1/4/23																		
NC State	1/7/23																		
at Syracuse	1/11/23																		
at Virginia	1/18/23																		
at Clemson	1/21/23																		
Duke	1/23/23																		
Syracuse	1/28/23																		
at Miami	1/31/23																		
Virginia	2/4/23																		
Boston College	2/8/23																		
at Notre Dame	2/11/23																		
at Georgia Tech	2/15/23																		
Pitt	2/18/23																		
Miami	2/21/23																		
at Duke	2/25/23																		
at Louisville	2/28/23																		
Florida State	3/4/23																		

PRODUCTION TRACKER

	This Season
Scored 10+ Points	-
Had 5+ Rebounds	-
Had Multiple Blocks	-
Led Tech in Blocks	-
Had Multiple Steals	-
Shot over 50% from the floor	-
Played 10+ Minutes	-
Shot 5+ Free Throws	-
Had Multiple Dunks	-



5 PATRICK WESSLER

FRESHMAN Center | 7-0 | 245 | Business Marketing
 Matthews, North Carolina | Combine Academy



Last name pronounced: WES-ler

- A four-year letterwinner.
- Invited to the Allen Iverson 24K Showcase game in Memphis.
- Played his final two seasons at Combine Academy where he guided the program to a state championship in 2021-22.
- Averaged 18 points, 14 rebounds and 2.3 blocks as a senior, while Combine ended the season ranked No. 20 in the country with a 25-5 record.
- Named 2020-21 HoopState Network Sixth Man of the Year.
- Played his freshman and sophomore seasons at David W. Butler High School in Matthews, N.C.
- Southwestern 4A Conference Player of the Year.
- Completed for CC Elite on the AAU circuit.
- Rated the 148th-best prospect in the 2022 class by 247Sports; Tabbed the third-best player in the state of North Carolina and the 24th-best center nationally, according to 247Sports.
- Chose the Hokies over Providence, Southern Cal, NC State and Ole Miss.

SEASON/CAREER BESTS

POINTS

Season -
 Career -

REBOUNDS

Season -
 Career -

ASSISTS

Season -
 Career -

BLOCKS

Season -
 Career -

STEALS

Season -
 Career -

MINUTES

Season -
 Career -

FIELD GOALS MADE

Season -
 Career -

FIELD GOALS ATTEMPTED

Season -
 Career -

3-PT. FIELD GOALS MADE

Season -
 Career -

3-PT. FIELD GOALS ATTEMPTED

Season -
 Career -

FREE THROWS MADE

Season -
 Career -

FREE THROWS ATTEMPTED

Season -
 Career -

2022-23 GAME-BY-GAME STATS

OPPONENT	DATE	ST	MIN	FG-FGA	PCT	3FG-FGA	PCT	FT-FTA	PCT	OFF	DEF	TOT	PF	A	T/O	BLK	STL	PTS	
Delaware State	11/7/22																		DNP
Lehigh	11/10/22																		DNP
William & Mary	11/13/22																		DNP
vs. Old Dominion	11/17/22																		DNP
vs. Penn State	11/18/22																		
vs. TBD	11/20/22																		
Charleston Southern	11/25/22																		
Minnesota	11/28/22																		
North Carolina	12/4/22																		
Dayton	12/7/22																		
vs. Oklahoma State	12/11/22																		
Grambling State	12/17/22																		
at Boston College	12/21/22																		
at Wake Forest	12/31/22																		
Clemson	1/4/23																		
NC State	1/7/23																		
at Syracuse	1/11/23																		
at Virginia	1/18/23																		
at Clemson	1/21/23																		
Duke	1/23/23																		
Syracuse	1/28/23																		
at Miami	1/31/23																		
Virginia	2/4/23																		
Boston College	2/8/23																		
at Notre Dame	2/11/23																		
at Georgia Tech	2/15/23																		
Pitt	2/18/23																		
Miami	2/21/23																		
at Duke	2/25/23																		
at Louisville	2/28/23																		
Florida State	3/4/23																		

PRODUCTION TRACKER

	This Season
Scored 10+ Points	-
Had 5+ Rebounds	-
Had Multiple Blocks	-
Led Tech in Blocks	-
Had Multiple Steals	-
Shot over 50% from the floor	-
Played 10+ Minutes	-
Shot 5+ Free Throws	-
Had Multiple Dunks	-



CAREER STATS

	GP-GS	MIN	AVG	FG-FGA	FG%	3FG-FGA	3FG%	FT-FTA	FT%	OFF-DEF-TOT	AVG	PF-FO	AST	TO	BLK	STL	PTS	AVG	
2022-23																			
TOTAL																			

10 CAMDEN JOHNSON

SOPHOMORE Guard | 6-1 | 185 | Business Finance
Waxhaw, North Carolina | Metrolina Christian Academy



SEASON/CAREER BESTS

POINTS

Season -
Career 3 vs. Merrimack (11/21/21)

REBOUNDS

Season 1 (2x), last vs. Lehigh (11/10/22)
Career 1 (3x), last vs. Lehigh (11/10/22)

ASSISTS

Season 1 (2x), last vs. William & Mary (11/13/22)
Career 1 (3x), last vs. William & Mary (11/13/22)

BLOCKS

Season -
Career -

STEALS

Season -
Career 1 (2x), last vs. Louisville (3/1/22)

MINUTES

Season 8 vs. Delaware State (11/7/22)
Career 8 vs. Delaware State (11/7/22)

FIELD GOALS MADE

Season -
Career 1 vs. Merrimack (11/21/21)

FIELD GOALS ATTEMPTED

Season -
Career 1 (3x), last vs. Louisville (3/1/22)

3-PT. FIELD GOALS MADE

Season -
Career 1 vs. Merrimack (11/21/21)

3-PT. FIELD GOALS ATTEMPTED

Season -
Career 1 (2x), last vs. St. Bona. (12/17/21)

FREE THROWS MADE

Season -
Career -

FREE THROWS ATTEMPTED

Season -
Career -

CAREER STATS

	GP-GS	MIN	AVG	FG-FGA	FG%	3FG-FGA	3FG%	FT-FTA	FT%	OFF-DEF-TOT	AVG	PF-FO	AST	TO	BLK	STL	PTS	AVG
2021-22	10-0	17	1.7	1-3	.333	1-2	.500	0-0	.000	0-2-2	0.2	1-0	1	0	0	2	3	0.3
2022-23	3-0	12	4.0	0-0	.000	0-0	.000	0-0	.000	1-1-2	0.7	1-0	2	0	0	0	0	0.0
TOTAL	13-0	29	2.2	1-3	.333	1-2	.500	0-0	.000	1-3-4	0.3	2-0	3	0	0	2	3	0.2

- Recruited as a preferred walk-on.
- Averaged 14 points, 6.6 rebounds, 3.2 assists and 2.3 steals per game his senior season at Metrolina.
- Parents, Joey and Cindy Johnson, both attended Virginia Tech.

2022-23 GAME-BY-GAME STATS

OPPONENT	DATE	ST	MIN	FG-FGA	PCT	3FG-FGA	PCT	FT-FTA	PCT	OFF	DEF	TOT	PF	A	T/O	BLK	STL	PTS
Delaware State	11/7/22		8	0-0	.000	0-0	.000	0-0	.000	1	0	1	1	1	0	0	0	0
Lehigh	11/10/22		2	0-0	.000	0-0	.000	0-0	.000	0	1	1	0	0	0	0	0	0
William & Mary	11/13/22		2	0-0	.000	0-0	.000	0-0	.000	0	0	0	0	1	0	0	0	0
vs. Old Dominion	11/17/22								DNP									
vs. Penn State	11/18/22																	
vs. TBD	11/20/22																	
Charleston Southern	11/25/22																	
Minnesota	11/28/22																	
North Carolina	12/4/22																	
Dayton	12/7/22																	
vs. Oklahoma State	12/11/22																	
Grambling State	12/17/22																	
at Boston College	12/21/22																	
at Wake Forest	12/31/22																	
Clemson	1/4/23																	
NC State	1/7/23																	
at Syracuse	1/11/23																	
at Virginia	1/18/23																	
at Clemson	1/21/23																	
Duke	1/23/23																	
Syracuse	1/28/23																	
at Miami	1/31/23																	
Virginia	2/4/23																	
Boston College	2/8/23																	
at Notre Dame	2/11/23																	
at Georgia Tech	2/15/23																	
Pitt	2/18/23																	
Miami	2/21/23																	
at Duke	2/25/23																	
at Louisville	2/28/23																	
Florida State	3/4/23																	

PRODUCTION TRACKER

	This Season	Career
Scored 5+ Points	-	-
Scored 10+ Points	-	-
Made Multiple 3FGs	-	-
Made 3+ 3FGs	-	-
Led Tech in 3FGM	-	-
Shot over 40% from 3	-	1
Played 5+ Minutes	1	1
Had Multiple Assists	-	-
Had Multiple Steals	-	-



11 JOHN CAMDEN

R-FRESHMAN Forward | 6-8 | 215 | Business Management
 Downingtown, Pennsylvania | Memphis



SEASON/CAREER BESTS

POINTS

Season 6 vs. Delaware State (11/7/22)
 Career 6 vs. Delaware State (11/7/22)

REBOUNDS

Season 2 vs. Delaware State (11/7/22)
 Career 2 vs. Delaware State (11/7/22)

ASSISTS

Season -
 Career -

BLOCKS

Season -
 Career -

STEALS

Season -
 Career -

MINUTES

Season 19 vs. Delaware State (11/7/22)
 Career 19 vs. Delaware State (11/7/22)

FIELD GOALS MADE

Season 2 vs. Delaware State (11/7/22)
 Career 2 vs. Delaware State (11/7/22)

FIELD GOALS ATTEMPTED

Season 4 (2x), last vs. William & Mary (11/13/22)
 Career 4 (2x), last vs. William & Mary (11/13/22)

3-PT. FIELD GOALS MADE

Season 2 vs. Delaware State (11/7/22)
 Career 2 vs. Delaware State (11/7/22)

3-PT. FIELD GOALS ATTEMPTED

Season 4 vs. Delaware State (11/7/22)
 Career 4 vs. Delaware State (11/7/22)

FREE THROWS MADE

Season -
 Career -

FREE THROWS ATTEMPTED

Season -
 Career -

CAREER STATS

	GP-GS	MIN	AVG	FG-FGA	FG%	3FG-FGA	3FG%	FT-FTA	FT%	OFF-DEF-TOT	AVG	PF-FO	AST	TO	BLK	STL	PTS	AVG
2021-22	1-0	1	1.0	0-0	.000	0-0	.000	0-0	.000	0-1-1	1.0	0-0	0	0	0	0	0	0.0
2022-23	4-0	38	9.5	3-8	.375	2-7	.286	0-0	.000	1-4-5	1.3	7-0	0	1	0	0	8	2.0
TOTAL	5-0	39	7.8	3-8	.375	2-7	.286	0-0	.000	1-5-6	1.2	7-0	0	1	0	0	8	1.6

- Will be a versatile wing for Coach Young, who can play the 3 and the 4.
- Transferred from Memphis; battled a right foot injury most of freshman season.
- Chose the Hokies over LSU during the transfer process.
- Played senior season at Brewster Academy in Wolfeboro, N.H.
- Was rated a four-star recruit and the 90th-ranked player in the nation by Rivals.
- Averaged 15.8 points per game as a junior at Archbishop Carroll (Pa.) in 2019-20.
- Father, Tex, graduated from Virginia Tech in 1993.
- Sisters, Meg and Heather, played lacrosse at Ohio State and Drexel, respectively.
- Other older sister, Anna, plays basketball at Penn State.

2022-23 GAME-BY-GAME STATS

OPPONENT	DATE	ST	MIN	FG-FGA	PCT	3FG-FGA	PCT	FT-FTA	PCT	OFF	DEF	TOT	PF	A	T/O	BLK	STL	PTS
Delaware State	11/7/22		19	2-4	.500	2-4	.500	0-0	.000	0	2	2	3	0	0	0	0	6
Lehigh	11/10/22		8	0-0	.000	0-0	.000	0-0	.000	0	1	1	2	0	0	0	0	0
William & Mary	11/13/22		9	1-4	.250	0-3	.000	0-0	.000	1	0	1	2	0	1	0	0	2
vs. Old Dominion	11/17/22		2	0-0	.000	0-0	.000	0-0	.000	0	1	1	0	0	0	0	0	0
vs. Penn State	11/18/22																	
vs. TBD	11/20/22																	
Charleston Southern	11/25/22																	
Minnesota	11/28/22																	
North Carolina	12/4/22																	
Dayton	12/7/22																	
vs. Oklahoma State	12/11/22																	
Grambling State	12/17/22																	
at Boston College	12/21/22																	
at Wake Forest	12/31/22																	
Clemson	1/4/23																	
NC State	1/7/23																	
at Syracuse	1/11/23																	
at Virginia	1/18/23																	
at Clemson	1/21/23																	
Duke	1/23/23																	
Syracuse	1/28/23																	
at Miami	1/31/23																	
Virginia	2/4/23																	
Boston College	2/8/23																	
at Notre Dame	2/11/23																	
at Georgia Tech	2/15/23																	
Pitt	2/18/23																	
Miami	2/21/23																	
at Duke	2/25/23																	
at Louisville	2/28/23																	
Florida State	3/4/23																	

PRODUCTION TRACKER

	This Season	Career
Scored 5+ Points	1	1
Scored 10+ Points	-	-
Made Multiple 3FGs	1	1
Made 3+ 3FGs	-	-
Led Tech in 3FGM	-	-
Shot over 40% from 3	1	1
Played 5+ Minutes	2	2
Had Multiple Assists	-	-
Had Multiple Steals	-	-



13 DARIUS MADDOX

JUNIOR Guard | 6-5 | 180 | Sports Media and Analytics
Bowie, Maryland | Oak Hill Academy



SEASON/CAREER BESTS

POINTS

Season 14 (2x), last vs. William & Mary (11/13/22)
Career 20 vs. North Carolina (3/11/22)

REBOUNDS

Season 4 vs. Lehigh (11/10/22)
Career 6 vs. North Carolina (3/11/22)

ASSISTS

Season 3 vs. William & Mary (11/13/22)
Career 4 vs. Miami (1/26/22)

BLOCKS

Season -
Career 2 (2x), last vs. Miami (1/26/22)

STEALS

Season 1 (2x), last vs. William & Mary (11/13/22)
Career 3 at Florida State (1/29/22)

MINUTES

Season 35 vs. Old Dominion (11/17/22)
Career 35 vs. Old Dominion (11/17/22)

FIELD GOALS MADE

Season 5 (2x), last vs. William & Mary (11/13/22)
Career 7 vs. North Carolina (3/11/22)

FIELD GOALS ATTEMPTED

Season 11 vs. Old Dominion (11/17/22)
Career 12 vs. North Carolina (3/11/22)

3-PT. FIELD GOALS MADE

Season 2 (2x), last vs. ODU (11/17/22)
Career 4 vs. North Carolina (3/11/22)

3-PT. FIELD GOALS ATTEMPTED

Season 5 vs. Old Dominion (11/17/22)
Career 5 (4x), last vs. ODU (11/17/22)

FREE THROWS MADE

Season 4 vs. Delaware State (11/7/22)
Career 4 (3x), last vs. Delaware St. (11/7/22)

FREE THROWS ATTEMPTED

Season 5 vs. Delaware State (11/7/22)
Career 5 vs. Delaware State (11/7/22)

CAREER STATS

	GP-GS	MIN	AVG	FG-FGA	FG%	3FG-FGA	3FG%	FT-FTA	FT%	OFF-DEF-TOT	AVG	PF-FO	AST	TO	BLK	STL	PTS	AVG
2020-21	11-0	35	3.2	3-11	.273	3-7	.429	0-0	.000	2-0-2	0.2	3-0	3	1	1	0	9	0.8
2021-22	36-0	612	17.0	82-160	.513	40-79	.506	26-33	.788	17-52-69	1.9	42-0	19	20	8	11	230	6.4
2022-23	4-4	116	29.0	17-35	.486	4-11	.364	10-11	.909	1-10-11	2.8	3-0	5	0	0	2	48	12.0
TOTAL	51-4	763	15.0	102-206	.495	47-97	.485	36-44	.818	20-62-82	1.6	48-0	27	21	9	13	287	5.6

- Potential to have a breakout season.
- 2022 ACC All-Tournament Second Team; dropped career-high 20 points vs. UNC in semis.
- Two game-winning 3-pointers in four games: at Miami and vs. Clemson.
- Dropped in a career-high 14 points on 4-of-8 shooting vs. Cornell; also set or tied career highs in rebounds (four), minutes played (23), field goals made (four) and free throws made (four).
- Appeared in 11 games in 2020-21, recording a season-high nine points vs. Coppin State (12/19/20).
- Rated 84th overall and the 14th-best shooting guard on 247 Sports.
- Chose the Hokies over Cincinnati, Creighton, Georgetown and Seton Hall.

2021-22 GAME-BY-GAME STATS

OPPONENT	DATE	ST	MIN	FG-FGA	PCT	3FG-FGA	PCT	FT-FTA	PCT	OFF	DEF	TOT	PF	A	T/O	BLK	STL	PTS
Delaware State	11/7/22	*	27	5-8	.625	0-1	.000	4-5	.800	0	3	3	0	0	0	0	1	14
Lehigh	11/10/22	*	24	3-7	.429	0-3	.000	2-2	1.000	0	4	4	0	0	0	0	0	8
William & Mary	11/13/22	*	31	5-9	.556	2-2	1.000	2-2	1.000	1	1	2	1	3	0	0	1	14
vs. Old Dominion	11/17/22	*	35	4-11	.364	2-5	.400	2-2	1.000	0	2	2	2	2	0	0	0	12
vs. Penn State	11/18/22																	
vs. TBD	11/20/22																	
Charleston Southern	11/25/22																	
Minnesota	11/28/22																	
North Carolina	12/4/22																	
Dayton	12/7/22																	
vs. Oklahoma State	12/11/22																	
Grambling State	12/17/22																	
at Boston College	12/21/22																	
at Wake Forest	12/31/22																	
Clemson	1/4/23																	
NC State	1/7/23																	
at Syracuse	1/11/23																	
at Virginia	1/18/23																	
at Clemson	1/21/23																	
Duke	1/23/23																	
Syracuse	1/28/23																	
at Miami	1/31/23																	
Virginia	2/4/23																	
Boston College	2/8/23																	
at Notre Dame	2/11/23																	
at Georgia Tech	2/15/23																	
Pitt	2/18/23																	
Miami	2/21/23																	
at Duke	2/25/23																	
at Louisville	2/28/23																	
Florida State	3/4/23																	

PRODUCTION TRACKER

	This Season	Career
Scored 10+ Points	3	11
Scored 20+ Points	-	1
Led Tech in Scoring	-	2
Made 3+ 3FGs	-	6
Led Tech in 3FGM	-	5
Shot over 40% from 3	2	25
Had a Double-Double	-	-
Had Multiple Assists	2	6
Had Multiple Steals	-	1



14 OWYN DAWYOT

FRESHMAN Guard | 6-2 | 190 | Sports Media and Analytics
Roanoke, Virginia | Cave Spring



SEASON/CAREER BESTS

POINTS

Season -
Career -

REBOUNDS

Season 1 vs. William & Mary (11/13/22)
Career 1 vs. William & Mary (11/13/22)

ASSISTS

Season -
Career -

BLOCKS

Season -
Career -

STEALS

Season -
Career -

MINUTES

Season 1 (2x), last vs. William & Mary (11/13/22)
Career 1 (2x), last vs. William & Mary (11/13/22)

FIELD GOALS MADE

Season -
Career -

FIELD GOALS ATTEMPTED

Season 1 vs. William & Mary (11/13/22)
Career 1 vs. William & Mary (11/13/22)

3-PT. FIELD GOALS MADE

Season -
Career -

3-PT. FIELD GOALS ATTEMPTED

Season 1 vs. William & Mary (11/13/22)
Career 1 vs. William & Mary (11/13/22)

FREE THROWS MADE

Season -
Career -

FREE THROWS ATTEMPTED

Season -
Career -

CAREER STATS

	GP-GS	MIN	AVG	FG-FGA	FG%	3FG-FGA	3FG%	FT-FTA	FT%	OFF-DEF-TOT	AVG	PF-FO	AST	TO	BLK	STL	PTS	AVG
2022-23	2-0	2	1.0	0-1	.000	0-1	.000	0-0	.000	0-1-1	0.5	0-0	0	0	0	0	0	0.0
TOTAL	2-0	2	1.0	0-1	.000	0-1	.000	0-0	.000	0-1-1	0.5	0-0	0	0	0	0	0	0.0

- Recruited as a preferred walk-on. *Name pronounced: OWE-in DOY-yacht*
- VHSCA Class 3 State Co-Player of the Year as a senior.
- Led Cave Spring to the 2022 VHSL Class 3 state title, knocking down the game-winning free throw for a 76-75 victory over Petersburg.
- Scored a game-high 29 points in that state final.
- Averaged 16.2 points, 4.5 rebounds, 2.1 assists, and 2.3 steals per game in 2021-22.
- Earned First-Team All-District, First-Team All-Region and First-Team All-State as a senior.
- Transferred from Salem to Cave Spring for his senior season.
- Set the Cave Spring record for wins in a season with 29 during the 2021-22 campaign.
- Grandfather, Peter Dawyot, played football at Virginia Tech.

2022-23 GAME-BY-GAME STATS

OPPONENT	DATE	ST	MIN	FG-FGA	PCT	3FG-FGA	PCT	FT-FTA	PCT	OFF	DEF	TOT	PF	A	T/O	BLK	STL	PTS
Delaware State	11/7/22		1	0-0	.000	0-0	.000	0-0	.000	0	0	0	0	0	0	0	0	0
Lehigh	11/10/22								DNP									
William & Mary	11/13/22		1	0-1	.000	0-1	.000	0-0	.000	0	1	1	0	0	0	0	0	0
vs. Old Dominion	11/17/22								DNP									
vs. Penn State	11/18/22																	
vs. TBD	11/20/22																	
Charleston Southern	11/25/22																	
Minnesota	11/28/22																	
North Carolina	12/4/22																	
Dayton	12/7/22																	
vs. Oklahoma State	12/11/22																	
Grambling State	12/17/22																	
at Boston College	12/21/22																	
at Wake Forest	12/31/22																	
Clemson	1/4/23																	
NC State	1/7/23																	
at Syracuse	1/11/23																	
at Virginia	1/18/23																	
at Clemson	1/21/23																	
Duke	1/23/23																	
Syracuse	1/28/23																	
at Miami	1/31/23																	
Virginia	2/4/23																	
Boston College	2/8/23																	
at Notre Dame	2/11/23																	
at Georgia Tech	2/15/23																	
Pitt	2/18/23																	
Miami	2/21/23																	
at Duke	2/25/23																	
at Louisville	2/28/23																	
Florida State	3/4/23																	

PRODUCTION TRACKER

	This Season
Scored 5+ Points	-
Scored 10+ Points	-
Made Multiple 3FGs	-
Made 3+ 3FGs	-
Led Tech in 3FGM	-
Shot over 40% from 3	-
Played 5+ Minutes	-
Had Multiple Assists	-
Had Multiple Steals	-



15 LYNN KIDD

JUNIOR Center | 6-10 | 235 | Sociology
Gainesville, Florida | Clemson



SEASON/CAREER BESTS

POINTS

Season 8 vs. Delaware State (11/7/22)
Career 8 vs. Delaware State (11/7/22)

REBOUNDS

Season 10 vs. Delaware State (11/7/22)
Career 10 vs. Delaware State (11/7/22)

ASSISTS

Season 3 vs. Delaware State (11/7/22)
Career 3 vs. Delaware State (11/7/22)

BLOCKS

Season -
Career 2 vs. South Carolina State (12/2/20)

STEALS

Season -
Career -

MINUTES

Season 24 vs. Delaware State (11/7/22)
Career 24 vs. Delaware State (11/7/22)

FIELD GOALS MADE

Season 3 (2x), last vs. Lehigh (11/10/22)
Career 3 (2x), last vs. Lehigh (11/10/22)

FIELD GOALS ATTEMPTED

Season 5 (2x), last vs. ODU (11/17/22)
Career 5 (3x), last vs. ODU (11/17/22)

3-PT. FIELD GOALS MADE

Season -
Career -

3-PT. FIELD GOALS ATTEMPTED

Season -
Career -

FREE THROWS MADE

Season 2 (2x), last vs. William & Mary (11/13/22)
Career 2 (4x), last vs. William & Mary (11/13/22)

FREE THROWS ATTEMPTED

Season 2 (3x), last vs. ODU (11/17/22)
Career 2 (5x), last vs. ODU (11/17/22)

CAREER STATS

	GP-GS	MIN	AVG	FG-FGA	FG%	3FG-FGA	3FG%	FT-FTA	FT%	OFF-DEF-TOT	AVG	PF-FO	AST	TO	BLK	STL	PTS	AVG
2020-21	7-0	33	4.7	2-6	.333	0-0	.000	4-4	1.000	4-3-7	1.0	6-0	1	2	2	0	8	1.1
2021-22	10-0	25	2.5	3-8	.375	0-0	.000	1-1	1.000	6-5-11	1.1	0-0	0	3	2	0	7	0.7
2022-23	4-2	64	16.0	10-16	.625	0-0	.000	5-6	.833	6-11-17	4.3	5-0	4	3	0	0	25	6.3
TOTAL	21-2	122	5.8	15-30	.500	0-0	.000	10-11	.909	16-19-35	1.7	11-0	5	8	4	0	40	1.9

- Look for increased production in his second season as a Hokie.
- Played in seven games, totaling eight points in 33 minutes of action as a freshman at Clemson.
- Reclassified from the 2021 recruiting class to 2020.
- No. 77 overall prospect on ESPN's Top-100 list of high school juniors; four-star recruit.
- Chose Clemson over Virginia Tech, Miami, Wake Forest, Auburn and Florida during his initial recruitment.

2022-23 GAME-BY-GAME STATS

OPPONENT	DATE	ST	MIN	FG-FGA	PCT	3FG-FGA	PCT	FT-FTA	PCT	OFF	DEF	TOT	PF	A	T/O	BLK	STL	PTS
Delaware State	11/7/22	*	24	3-4	.750	0-0	.000	2-2	1.000	4	6	10	1	3	2	0	0	8
Lehigh	11/10/22		12	3-5	.600	0-0	.000	0-0	.000	0	2	2	1	1	1	0	0	6
William & Mary	11/13/22		17	2-2	1.000	0-0	.000	2-2	1.000	2	2	4	1	0	0	0	0	6
vs. Old Dominion	11/17/22	*	12	2-5	.400	0-0	.000	1-2	.500	0	1	1	2	0	0	0	0	5
vs. Penn State	11/18/22																	
vs. TBD	11/20/22																	
Charleston Southern	11/25/22																	
Minnesota	11/28/22																	
North Carolina	12/4/22																	
Dayton	12/7/22																	
vs. Oklahoma State	12/11/22																	
Grambling State	12/17/22																	
at Boston College	12/21/22																	
at Wake Forest	12/31/22																	
Clemson	1/4/23																	
NC State	1/7/23																	
at Syracuse	1/11/23																	
at Virginia	1/18/23																	
at Clemson	1/21/23																	
Duke	1/23/23																	
Syracuse	1/28/23																	
at Miami	1/31/23																	
Virginia	2/4/23																	
Boston College	2/8/23																	
at Notre Dame	2/11/23																	
at Georgia Tech	2/15/23																	
Pitt	2/18/23																	
Miami	2/21/23																	
at Duke	2/25/23																	
at Louisville	2/28/23																	
Florida State	3/4/23																	

PRODUCTION TRACKER

	This Season	Career
Scored 10+ Points	-	-
Had 10+ Rebounds	1	1
Had Multiple Blocks	-	1
Led Tech in Blocks	-	-
Had Multiple Steals	-	-
Shot over 50% from the floor	3	6
Played 10+ Minutes	4	5
Shot 5+ Free Throws	-	-
Had Multiple Dunks	1	1



21 GRANT BASILE

GRADUATE STUDENT Forward | 6-9 | 235 | Agricultural and Life Sciences
Pewaukee, Wisconsin | Wright State



SEASON/CAREER BESTS

POINTS

Season 30 vs. Delaware State (11/7/22)
Career 37 at Marshall (11/12/21)

REBOUNDS

Season 10 vs. Delaware State (11/7/22)
Career 16 at NC State (12/21/21)

ASSISTS

Season 2 vs. Lehigh (11/10/22)
Career 4 (6x), last at UIC (1/22/22)

BLOCKS

Season 3 vs. William & Mary (11/13/22)
Career 4 (4x), last vs. Cleveland St. (3/7/22)

STEALS

Season 1 (2x), last vs. William & Mary (11/13/22)
Career 5 vs. Cleveland State (1/28/22)

MINUTES

Season 26 vs. Old Dominion (11/17/22)
Career 40 at Robert Morris (1/13/22)

FIELD GOALS MADE

Season 12 vs. Delaware State (11/7/22)
Career 13 vs. Robert Morris (1/29/21)

FIELD GOALS ATTEMPTED

Season 16 vs. Delaware State (11/7/22)
Career 25 vs. Youngstown St. (2/24/22)

3-PT. FIELD GOALS MADE

Season 6 vs. Delaware State (11/7/22)
Career 6 vs. Delaware State (11/7/22)

3-PT. FIELD GOALS ATTEMPTED

Season 9 vs. Delaware State (11/7/22)
Career 9 (2x), last vs. Delaware St. (11/7/22)

FREE THROWS MADE

Season 4 (2x), last vs. ODU (11/17/22)
Career 12 (2x), last at Marshall (11/12/21)

FREE THROWS ATTEMPTED

Season 4 (2x), last vs. ODU (11/17/22)
Career 15 vs. Milwaukee (3/2/21)

CAREER STATS

	GP-GS	MIN	AVG	FG-FGA	FG%	3FG-FGA	3FG%	FT-FTA	FT%	OFF-DEF-TOT	AVG	PF-FO	AST	TO	BLK	STL	PTS	AVG
2018-19	3-0	18	6.0	1-2	.500	0-0	.000	2-6	.333	1-2-3	1.0	5-0	0	2	0	1	4	1.3
2019-20	32-5	458	14.3	74-151	.490	3-21	.143	48-69	.696	44-93-137	4.3	63-1	25	48	29	11	199	6.2
2020-21	24-15	649	27.0	137-222	.617	20-42	.476	67-101	.663	52-117-169	7.0	52-1	41	43	39	13	361	15.0
2021-22	36-36	1172	32.6	247-496	.498	39-138	.283	131-167	.784	93-214-307	8.5	101-4	72	107	59	34	664	18.4
2022-23	4-3	101	25.3	24-40	.600	13-25	.520	8-10	.800	5-19-24	6.0	5-0	4	9	7	2	69	17.3
TOTAL	99-59	2366	23.9	483-911	.530	75-226	.332	256-353	.725	195-445-640	6.5	226-6	142	209	134	61	1297	13.1

- Versatile forward who will play the 4 and the 5.
- Two-time All-Horizon League second team selection.
- Tallied 1,228 career points and 616 career rebounds.
- Averaged 12.9 points and 6.5 rebounds per game for his career as a Raider.
- Recorded 16 career double-doubles, including 11 in his final season at Wright State.
- Tallied 18.4 points per game in 2021-22.
- Connected on 47.6% of his 3-point attempts in 2020-21.
- Earned his bachelor's degree in accounting in December 2021.
- Chose the Hokies over Notre Dame, Wisconsin and Iowa State.
- Currently working on his master's degree from Virginia Tech's OMALS program.

Last name pronounced: buh-ZILLY

2022-23 GAME-BY-GAME STATS

OPPONENT	DATE	ST	MIN	FG-FGA	PCT	3FG-FGA	PCT	FT-FTA	PCT	OFF	DEF	TOT	PF	A	T/O	BLK	STL	PTS
Delaware State	11/7/22	*	25	12-16	.750	6-9	.667	0-0	.000	2	8	10	1	1	4	1	1	30
Lehigh	11/10/22	*	25	3-7	.429	1-3	.333	4-4	1.000	1	7	8	1	2	3	1	0	11
William & Mary	11/13/22	*	20	5-8	.625	3-6	.500	0-0	.000	0	2	2	2	1	1	3	1	13
vs. Old Dominion	11/17/22		26	4-9	.444	3-7	.429	4-6	.667	2	2	4	1	0	1	2	0	15
vs. Penn State	11/18/22																	
vs. TBD	11/20/22																	
Charleston Southern	11/25/22																	
Minnesota	11/28/22																	
North Carolina	12/4/22																	
Dayton	12/7/22																	
vs. Oklahoma State	12/11/22																	
Grambling State	12/17/22																	
at Boston College	12/21/22																	
at Wake Forest	12/31/22																	
Clemson	1/4/23																	
NC State	1/7/23																	
at Syracuse	1/11/23																	
at Virginia	1/18/23																	
at Clemson	1/21/23																	
Duke	1/23/23																	
Syracuse	1/28/23																	
at Miami	1/31/23																	
Virginia	2/4/23																	
Boston College	2/8/23																	
at Notre Dame	2/11/23																	
at Georgia Tech	2/15/23																	
Pitt	2/18/23																	
Miami	2/21/23																	
at Duke	2/25/23																	
at Louisville	2/28/23																	
Florida State	3/4/23																	

PRODUCTION TRACKER

	This Season	Career
Scored 10+ Points	4	62
Scored 20+ Points	1	24
Led Tech in Scoring	1	1
Had 10+ Rebounds	1	20
Led Tech in Rebounding	1	1
Had a Double-Double	1	17
Shot over 50% from the floor	2	60
Made 3+ 3FGs	3	8
Shot 5+ Free Throws	1	28



25 JUSTYN MUTTS

SENIOR Forward | 6-7 | 220 | Human Development (2nd undergrad degree)
Millville, New Jersey | Delaware



SEASON/CAREER BESTS

POINTS

Season 16 vs. Lehigh (11/10/22)
Career 30 at Hofstra (1/23/20)

REBOUNDS

Season 11 vs. Lehigh (11/10/22)
Career 16 vs. UMES (11/29/19)

ASSISTS

Season 6 vs. William & Mary (11/13/22)
Career 11 vs. Syracuse (2/12/22)

BLOCKS

Season 1 (3x), last vs. ODU (11/17/22)
Career 4 (4x), last at Miami (2/26/22)

STEALS

Season 2 vs. Lehigh (11/10/22)
Career 5 (2x), last at Pitt (2/5/22)

MINUTES

Season 36 vs. ODU (11/17/22)
Career 39 (2x), last at Miami (2/6/21)

FIELD GOALS MADE

Season 6 vs. Lehigh (11/10/22)
Career 14 at Hofstra (1/23/20)

FIELD GOALS ATTEMPTED

Season 7 (2x), last vs. ODU (11/17/22)
Career 17 at Hofstra (1/23/20)

3-PT. FIELD GOALS MADE

Season 1 (2x), last vs. ODU (11/17/22)
Career 3 (2x), last vs. North Carolina (3/11/21)

3-PT. FIELD GOALS ATTEMPTED

Season 2 vs. ODU (11/17/22)
Career 5 (3x), last vs. North Carolina (3/11/21)

FREE THROWS MADE

Season 3 vs. Lehigh (11/10/22)
Career 8 vs. UMES (11/29/19)

FREE THROWS ATTEMPTED

Season 7 vs. Lehigh (11/10/22)
Career 8 (3x), last vs. Columbia (12/2/19)

CAREER STATS

	GP-GS	MIN	AVG	FG-FGA	FG%	3FG-FGA	3FG%	FT-FTA	FT%	OFF-DEF-TOT	AVG	PF-FO	AST	TO	BLK	STL	PTS	AVG
2017-18	28-18	568	20.3	71-132	.538	0-1	.000	26-47	.553	38-74-112	4.0	86-2	39	42	32	30	168	6.0
2019-20	33-32	1046	31.7	162-301	.538	2-18	.111	75-102	.735	66-210-276	8.4	110-7	72	82	34	44	401	12.2
2020-21	22-21	651	29.6	83-162	.512	15-45	.333	27-53	.509	37-104-141	6.4	62-2	49	51	17	13	208	9.5
2021-22	36-36	1075	29.9	146-272	.537	16-48	.333	56-83	.675	83-181-264	7.3	96-0	123	97	34	43	364	10.1
2022-23	3-3	91	30.3	11-16	.688	2-3	.667	5-9	.556	3-22-25	8.3	6-0	13	7	3	4	29	9.7
TOTAL	122-110	3431	28.1	473-883	.536	35-115	.304	189-294	.643	227-591-818	6.7	360-11	296	279	120	134	1170	9.6

First name pronounced: JUST-in

- Preseason All-ACC Second Team.
- 2021-22 Skip Prosser Award winner.
- Started all 36 games he played in last season.
- Reached double-figure scoring 17 times in his second season as a Hokie.
- ACC All-Academic Team member in 2020-21.
- At Delaware, led the Blue Hens in rebounding and was fifth in the CAA in rebounds per game with 8.4 in 2019-20.
- Second on the team in points per game (12.2) and turned in 11 double-doubles - the third most in the CAA.
- Had 19 double-digit scoring outings and 13 double-figure rebounding efforts in 2019-20.
- Sat out the 2018-19 season due to NCAA transfer policy.
- As a freshman at High Point, Big South All-Freshman Team honoree.
- Chose the Hokies over Mississippi State and Houston.
- Earned his master's degree from Virginia Tech's OMALS program in May 2021 and his second graduate degree in educational psychology in May 2022.

2022-23 GAME-BY-GAME STATS

OPPONENT	DATE	ST	MIN	FG-FGA	PCT	3FG-FGA	PCT	FT-FTA	PCT	OFF	DEF	TOT	PF	A	T/O	BLK	STL	PTS	
Delaware State	11/7/22																		
Lehigh	11/10/22	*	31	6-7	.857	1-1	1.000	3-7	.429	1	10	11	1	5	0	1	2	16	
William & Mary	11/13/22	*	24	1-2	.500	0-0	.000	0-0	.000	1	3	4	4	6	4	1	1	2	
vs. Old Dominion	11/17/22	*	36	4-7	.571	1-2	.500	2-2	1.000	1	9	10	1	2	3	1	1	11	
vs. Penn State	11/18/22																		
vs. TBD	11/20/22																		
Charleston Southern	11/25/22																		
Minnesota	11/28/22																		
North Carolina	12/4/22																		
Dayton	12/7/22																		
vs. Oklahoma State	12/11/22																		
Grambling State	12/17/22																		
at Boston College	12/21/22																		
at Wake Forest	12/31/22																		
Clemson	1/4/23																		
NC State	1/7/23																		
at Syracuse	1/11/23																		
at Virginia	1/18/23																		
at Clemson	1/21/23																		
Duke	1/23/23																		
Syracuse	1/28/23																		
at Miami	1/31/23																		
Virginia	2/4/23																		
Boston College	2/8/23																		
at Notre Dame	2/11/23																		
at Georgia Tech	2/15/23																		
Pitt	2/18/23																		
Miami	2/21/23																		
at Duke	2/25/23																		
at Louisville	2/28/23																		
Florida State	3/4/23																		

PRODUCTION TRACKER

	This Season	Career
Scored 10+ Points	2	52
Scored 20+ Points	-	9
Led Tech in Scoring	-	6
Had 10+ Rebounds	2	26
Led Tech in Rebounding	3	28
Had a Double-Double	2	18
Shot over 50% from the floor	3	76
Made 3+ 3FGs	-	2
Shot 5+ Free Throws	1	22



33 MICHAEL WARD

FRESHMAN Guard | 6-2 | 175 | Business
Bethesda, Maryland | Walt Whitman



SEASON/CAREER BESTS

POINTS

Season -
Career -

REBOUNDS

Season -
Career -

ASSISTS

Season -
Career -

BLOCKS

Season -
Career -

STEALS

Season -
Career -

MINUTES

Season 1 (2x), last vs. William & Mary (11/13/22)
Career 1 (2x), last vs. William & Mary (11/13/22)

FIELD GOALS MADE

Season -
Career -

FIELD GOALS ATTEMPTED

Season -
Career -

3-PT. FIELD GOALS MADE

Season -
Career -

3-PT. FIELD GOALS ATTEMPTED

Season -
Career -

FREE THROWS MADE

Season -
Career -

FREE THROWS ATTEMPTED

Season -
Career -

- Recruited as a preferred walk-on.
- Averaged 15.1 points, 5.7 rebounds, 1.9 assists, and 1.4 steals per game for Whitman in 2021-22.
- Shot 38% from 3-point range (57-149) and helped lead the Vikings to a 13-9 overall record and a berth in the 4A West Regional semifinals.
- Named First-Team 4A South Division and to the Montgomery County 4A South All-Division Team.

2022-23 GAME-BY-GAME STATS

OPPONENT	DATE	ST	MIN	FG-FGA	PCT	3FG-FGA	PCT	FT-FTA	PCT	OFF	DEF	TOT	PF	A	T/O	BLK	STL	PTS
Delaware State	11/7/22		1	0-0	.000	0-0	.000	0-0	.000	0	0	0	0	0	0	0	0	0
Lehigh	11/10/22							DNP										
William & Mary	11/13/22		1	0-0	.000	0-0	.000	0-0	.000	0	0	0	0	0	0	0	0	0
vs. Old Dominion	11/17/22							DNP										
vs. Penn State	11/18/22																	
vs. TBD	11/20/22																	
Charleston Southern	11/25/22																	
Minnesota	11/28/22																	
North Carolina	12/4/22																	
Dayton	12/7/22																	
vs. Oklahoma State	12/11/22																	
Grambling State	12/17/22																	
at Boston College	12/21/22																	
at Wake Forest	12/31/22																	
Clemson	1/4/23																	
NC State	1/7/23																	
at Syracuse	1/11/23																	
at Virginia	1/18/23																	
at Clemson	1/21/23																	
Duke	1/23/23																	
Syracuse	1/28/23																	
at Miami	1/31/23																	
Virginia	2/4/23																	
Boston College	2/8/23																	
at Notre Dame	2/11/23																	
at Georgia Tech	2/15/23																	
Pitt	2/18/23																	
Miami	2/21/23																	
at Duke	2/25/23																	
at Louisville	2/28/23																	
Florida State	3/4/23																	

PRODUCTION TRACKER

	This Season
Scored 5+ Points	-
Scored 10+ Points	-
Made Multiple 3FGs	-
Made 3+ 3FGs	-
Led Tech in 3FGM	-
Shot over 40% from 3	-
Played 5+ Minutes	-
Had Multiple Assists	-
Had Multiple Steals	-



CAREER STATS

	GP-GS	MIN	AVG	FG-FGA	FG%	3FG-FGA	3FG%	FT-FTA	FT%	OFF-DEF-TOT	AVG	PF-FO	AST	TO	BLK	STL	PTS	AVG
2022-23	2-0	2	1.0	0-0	.000	0-0	.000	0-0	.000	0-0-0	0.0	0-0	0	0	0	0	0	0.0
TOTAL	2-0	2	1.0	0-0	.000	0-0	.000	0-0	.000	0-0-0	0.0	0-0	0	0	0	0	0	0.0

34 MYLYJAE POTEA

JUNIOR Forward | 6-9 | 265 | Sociology
Reidsville, North Carolina | Rice



SEASON/CAREER BESTS

POINTS

Season 9 vs. Delaware State (11/7/22)
Career 18 vs. UAB (1/8/22)

REBOUNDS

Season 4 (2x), last vs. William & Mary (11/13/22)
Career 11 vs. Ohio (3/19/22)

ASSISTS

Season 1 (2x), last vs. William & Mary (11/13/22)
Career 3 vs. Jarvis Christian (2/8/22)

BLOCKS

Season 1 (2x), last vs. Lehigh (11/10/22)
Career 1 (13x), last vs. Delaware St. (11/7/22)

STEALS

Season 1 (2x), last vs. ODU (11/17/22)
Career 2 at Western Kentucky (2/13/21)

MINUTES

Season 17 vs. Delaware State (11/7/22)
Career 24 (2x), last vs. UAB (2/17/22)

FIELD GOALS MADE

Season 3 (2x), last vs. William & Mary (11/13/22)
Career 7 at Western Kentucky (1/13/22)

FIELD GOALS ATTEMPTED

Season 6 vs. Lehigh (11/10/22)
Career 10 at Western Kentucky (1/13/22)

3-PT. FIELD GOALS MADE

Season -
Career -

3-PT. FIELD GOALS ATTEMPTED

Season -
Career 1 at UAB (1/23/21)

FREE THROWS MADE

Season 5 vs. Delaware State (11/7/22)
Career 9 at Louisiana Tech (1/27/22)

FREE THROWS ATTEMPTED

Season 7 vs. Delaware State (11/7/22)
Career 10 at Louisiana Tech (1/27/22)

CAREER STATS

	GP-GS	MIN	AVG	FG-FGA	FG%	3FG-FGA	3FG%	FT-FTA	FT%	OFF-DEF-TOT	AVG	PF-FO	AST	TO	BLK	STL	PTS	AVG
2020-21	13-0	131	10.1	19-29	.655	0-1	.000	20-25	.800	11-24-35	2.7	25-0	6	15	4	3	58	4.5
2021-22	33-3	456	13.8	93-150	.620	0-0	.000	67-99	.677	58-79-137	4.2	67-1	12	40	8	4	253	7.7
2022-23	4-0	47	11.8	8-13	.615	0-0	.000	7-9	.778	8-5-13	3.3	7-0	2	1	2	2	23	5.8
TOTAL	50-3	608	12.2	120-192	.625	0-1	.000	94-133	.707	77-108-185	3.7	99-1	20	56	14	9	334	6.7

- Has drawn high praise from Coach Young since arriving in Blacksburg – credits his footwork and hands. *Name pronounced: muh-LIE-juhl POH-teet*
- Tallied 311 career points and 172 career rebounds.
- Averaged 6.8 points and 3.7 rebounds per game for his career as an Owl.
- Recorded a pair of double-doubles in 2021-22.
- Connected on 70.2% (87-124) of his attempts from the floor in two seasons at Rice.
- One of five players to play all 33 games for the Owls in 2021-22.
- His 62.0 field-goal percentage was the seventh-highest in a season in program history in 2021-22.
- Reached double-figure scoring 14 times in 2021-22, leading the Owls in scoring and rebounding five times.

2022-23 GAME-BY-GAME STATS

OPPONENT	DATE	ST	MIN	FG-FGA	PCT	3FG-FGA	PCT	FT-FTA	PCT	OFF	DEF	TOT	PF	A	T/O	BLK	STL	PTS
Delaware State	11/7/22		17	2-3	.667	0-0	.000	5-7	.714	3	1	4	3	1	1	1	1	9
Lehigh	11/10/22		12	3-6	.500	0-0	.000	0-0	.000	2	1	3	0	0	0	1	0	6
William & Mary	11/13/22		13	3-4	.750	0-0	.000	0-0	.000	2	2	4	1	1	0	0	0	6
vs. Old Dominion	11/17/22		6	0-0	.000	0-0	.000	2-2	1.000	1	1	2	3	0	0	0	1	2
vs. Penn State	11/18/22																	
vs. TBD	11/20/22																	
Charleston Southern	11/25/22																	
Minnesota	11/28/22																	
North Carolina	12/4/22																	
Dayton	12/7/22																	
vs. Oklahoma State	12/11/22																	
Grambling State	12/17/22																	
at Boston College	12/21/22																	
at Wake Forest	12/31/22																	
Clemson	1/4/23																	
NC State	1/7/23																	
at Syracuse	1/11/23																	
at Virginia	1/18/23																	
at Clemson	1/21/23																	
Duke	1/23/23																	
Syracuse	1/28/23																	
at Miami	1/31/23																	
Virginia	2/4/23																	
Boston College	2/8/23																	
at Notre Dame	2/11/23																	
at Georgia Tech	2/15/23																	
Pitt	2/18/23																	
Miami	2/21/23																	
at Duke	2/25/23																	
at Louisville	2/28/23																	
Florida State	3/4/23																	

PRODUCTION TRACKER

	This Season	Career
Scored 10+ Points	-	16
Had 10+ Rebounds	-	2
Had Multiple Blocks	-	-
Led Tech in Blocks	-	-
Had Multiple Steals	-	1
Shot over 50% from the floor	3	31
Played 10+ Minutes	3	37
Shot 5+ Free Throws	1	6
Had Multiple Dunks	1	1



VIRGINIA TECH MEN'S BASKETBALL

COMBINED TEAM STATS

Game Records

Record	Overall	Home	Away	Neutral
ALL GAMES	4-0	3-0	0-0	1-0
CONFERENCE	0-0	0-0	0-0	0-0
NON-CONFERENCE	4-0	3-0	0-0	1-0

Score by Periods

Team	1st	2nd	OT	TOT
Virginia Tech	195	147	0	342
Opponents	116	141	0	257

Team Box Score

No.	Player	Total			3-Point		F-Throw		Rebounds				Other				PTS	AVG				
		GP-GS	MIN	AVG	FG-FGA	FG%	3FG-3FGA	3FG%	FT-FTA	FT%	OFF	DEF	TOT	AVG	PF	DQ			A	TO	BLK	STL
3	PEDULLA, Sean	4-4	130:31	32.6	28-55	.509	12-25	.480	10-14	.714	1	14	15	3.8	5	0	21	4	2	2	78	19.5
21	BASILE, Grant	4-3	99:34	24.9	24-40	.600	13-25	.520	8-10	.800	5	19	24	6.0	5	0	4	9	7	2	69	17.3
13	MADDOX, Darius	4-4	115:36	28.9	17-35	.486	4-11	.364	10-11	.909	1	10	11	2.8	3	0	5	0	0	2	48	12.0
0	CATTOOR, Hunter	4-4	114:08	28.5	14-28	.500	10-21	.476	6-8	.750	2	9	11	2.8	5	0	9	1	2	0	44	11.0
25	MUTTS, Justyn	3-3	90:52	30.3	11-16	.688	2-3	.667	5-9	.556	2	22	24	8.0	6	0	13	7	3	4	29	9.7
15	KIDD, Lynn	4-2	63:46	15.9	10-16	.625	0-0	.000	5-6	.833	6	11	17	4.3	5	0	4	3	0	0	25	6.3
34	POTEAT, Mylyjael	4-0	48:53	12.2	8-13	.615	0-0	.000	7-9	.778	8	5	13	3.3	7	0	2	1	2	2	23	5.8
2	COLLINS, MJ	4-0	82:14	20.6	7-21	.333	2-8	.250	2-2	1.000	0	3	3	0.8	6	0	5	1	0	2	18	4.5
11	CAMDEN, John	4-0	37:07	9.3	3-8	.375	2-7	.286	0-0	.000	1	4	5	1.3	7	0	0	1	0	0	8	2.0
10	JOHNSON, Camden	3-0	12:15	4.1	0-0	.000	0-0	.000	0-0	.000	1	1	2	0.7	1	0	2	0	0	0	0	0.0
33	WARD, Michael	2-0	02:32	1.3	0-0	.000	0-0	.000	0-0	.000	0	0	0	0.0	0	0	0	0	0	0	0	0.0
14	DAWYOT, Owyn	2-0	02:32	1.3	0-1	.000	0-1	.000	0-0	.000	0	1	1	0.5	0	0	0	0	0	0	0	0.0
Team											4	8	12				1					
Total		4	800		122-233	.524	45-101	.446	53-69	.768	31	107	138	34.5	50	0	65	28	16	14	342	85.5
Opponents		4	800		105-254	.413	26-78	.333	21-33	.636	44	85	129	32.3	66	0	43	42	11	16	257	64.3

Team Statistics

	VT	OPP
Scoring	342	257
Points per game	85.5	64.3
Scoring margin	+21.3	-
Field goals-att	122-233	105-254
Field goal pct	.524	.413
3 point fg-att	45-101	26-78
3-point FG pct	.446	.333
3-pt FG made per game	11.3	6.5
Free throws-att	53-69	21-33
Free throw pct	.768	.636
F-Throws made per game	13.3	5.3
Rebounds	138	129
Rebounds per game	34.5	32.3
Rebounding margin	+2.3	-
Assists	65	43
Assists per game	16.3	10.8
Turnovers	28	42
Turnovers per game	7.0	10.5
Turnover margin	+3.5	-
Assist/turnover ratio	2.3	1.0
Steals	14	16
Steals per game	3.5	4.0
Blocks	16	11
Blocks per game	4.0	2.8
Winning streak	4	-
Home win streak	3	-
Attendance	23376	0
Home games-Avg/Game	3-7792	0-0
Neutral site-Avg/Game	-	1-2155

Team Results

Date	Opponent		Score	Att.
11/07/2022	Delaware St.	W	95-57	7899
11/10/2022	Lehigh	W	78-52	7541
11/13/2022	William & Mary	W	94-77	7936
11/17/2022	vs Old Dominion	W	75-71	2155

VIRGINIA TECH MEN'S BASKETBALL

TEAM GAME-BY-GAME

Opponent	Date	Score	W	Total		3-Pointers		Free throws		Rebounds										
				FG-FGA	PCT	3FG-3FGA	PCT	FT-FTA	PCT	OFF	DEF	TOT	AVG	PF	A	TO	BLK	STL	PTS	AVG
Delaware St.	11/07/2022	95-57	W	33-60	.550	14-28	.500	15-20	.750	11	31	42	42.0	10	18	10	4	5	95	95.0
Lehigh	11/10/2022	78-52	W	31-58	.534	5-18	.278	11-16	.688	5	31	36	39.0	7	15	5	4	3	78	86.5
William & Mary	11/13/2022	94-77	W	33-59	.559	16-32	.500	12-12	1.000	9	19	28	35.3	18	19	7	5	4	94	89.0
vs Old Dominion	11/17/2022	75-71	W	25-56	.446	10-23	.435	15-21	.714	6	26	32	34.5	15	13	6	3	2	75	85.5
Total		342		122-233	.524	45-101	.446	53-69	.768	31	107	138	34.5	50	65	28	16	14	342	85.5
Opponents		257		105-254	.413	26-78	.333	21-33	.636	44	85	129	32.3	66	43	42	11	16	257	64.3

Virginia Tech Averages

Games Played	Points/game	FG Pct	3FG Pct	FT Pct	Rebounds/game	Assists/game	Turnovers/game	Assist/Turnover ratio	Steals/game	Blocks/game
4	85.5	52.4	44.6	76.8	34.5	16.3	7.0	2.3	3.5	4.0

OPPONENTS GAME-BY-GAME

Opponent	Date	Score	W	Total		3-Pointers		Free throws		Rebounds										
				FG-FGA	PCT	3FG-3FGA	PCT	FT-FTA	PCT	OFF	DEF	TOT	AVG	PF	A	TO	BLK	STL	PTS	AVG
Delaware St.	11/07/2022	95-57	W	24-62	.387	4-16	.250	5-7	.714	7	17	24	24.0	18	9	12	2	5	57	57.0
Lehigh	11/10/2022	78-52	W	23-63	.365	5-21	.238	1-2	.500	9	23	32	28.0	17	12	11	1	4	52	54.5
William & Mary	11/13/2022	94-77	W	29-58	.500	11-22	.500	8-12	.667	10	17	27	27.7	15	12	12	2	3	77	62.0
vs Old Dominion	11/17/2022	75-71	W	29-71	.408	6-19	.316	7-12	.583	18	28	46	32.3	16	10	7	6	4	71	64.3
Total		257		105-254	.413	26-78	.333	21-33	.636	44	85	129	32.3	66	43	42	11	16	257	64.3
Virginia Tech		342		122-233	.524	45-101	.446	53-69	.768	31	107	138	34.5	50	65	28	16	14	342	85.5

Opponents Averages

Games Played	Points/game	FG Pct	3FG Pct	FT Pct	Rebounds/game	Assists/game	Turnovers/game	Assist/Turnover ratio	Steals/game	Blocks/game
4	64.3	41.3	33.3	63.6	32.3	10.8	10.5	1.0	4.0	2.8

TEAM CATEGORY LEADERS

Points

##	Player	G	Pts	Pts/G
3	Pedulla, Sean	4	78	19.5
21	Basile, Grant	4	69	17.3
13	Maddox, Darius	4	48	12.0
0	Cattoor, Hunter	4	44	11.0
25	Mutts, Justyn	3	29	9.7
15	Kidd, Lynn	4	25	6.3
34	Poteat, Mylyjael	4	23	5.8
2	Collins, MJ	4	18	4.5
11	Camden, John	4	8	2.0

Scoring Average

##	Player	G	Pts	Pts/G
3	Pedulla, Sean	4	78	19.5
21	Basile, Grant	4	69	17.3
13	Maddox, Darius	4	48	12.0
0	Cattoor, Hunter	4	44	11.0
25	Mutts, Justyn	3	29	9.7
15	Kidd, Lynn	4	25	6.3
34	Poteat, Mylyjael	4	23	5.8
2	Collins, MJ	4	18	4.5
11	Camden, John	4	8	2.0

Field Goal Percentage

##	Player	FG	Att	Pct
25	Mutts, Justyn	11	16	.688
15	Kidd, Lynn	10	16	.625
34	Poteat, Mylyjael	8	13	.615
21	Basile, Grant	24	40	.600
3	Pedulla, Sean	28	55	.509
0	Cattoor, Hunter	14	28	.500
13	Maddox, Darius	17	35	.486
11	Camden, John	3	8	.375
2	Collins, MJ	7	21	.333

Field Goal Attempts

##	Player	G	Att	Att/G
3	Pedulla, Sean	4	55	13.8
21	Basile, Grant	4	40	10.0
13	Maddox, Darius	4	35	8.8
0	Cattoor, Hunter	4	28	7.0
2	Collins, MJ	4	21	5.3

Field Goals Made

##	Player	G	Made	Made/G
3	Pedulla, Sean	4	28	7.0
21	Basile, Grant	4	24	6.0
13	Maddox, Darius	4	17	4.3
0	Cattoor, Hunter	4	14	3.5
25	Mutts, Justyn	3	11	3.7

3-Point FG Percentage

##	Player	3FG	Att	Pct
25	Mutts, Justyn	2	3	.667
21	Basile, Grant	13	25	.520
3	Pedulla, Sean	12	25	.480
0	Cattoor, Hunter	10	21	.476
13	Maddox, Darius	4	11	.364
11	Camden, John	2	7	.286
2	Collins, MJ	2	8	.250

3-Point FG Attempts

##	Player	G	Att	Att/G
3	Pedulla, Sean	4	25	6.3
21	Basile, Grant	4	25	6.3
0	Cattoor, Hunter	4	21	5.3
13	Maddox, Darius	4	11	2.8
2	Collins, MJ	4	8	2.0

3-Point FG Made

##	Player	G	Made	Made/G
21	Basile, Grant	4	13	3.3
3	Pedulla, Sean	4	12	3.0
0	Cattoor, Hunter	4	10	2.5
13	Maddox, Darius	4	4	1.0
25	Mutts, Justyn	3	2	0.7

TEAM CATEGORY LEADERS

Free Throw Percentage

##	Player	Made	Att	Pct
2	Collins, Mj	2	2	1.000
13	Maddox, Darius	10	11	.909
15	Kidd, Lynn	5	6	.833
21	Basile, Grant	8	10	.800
34	Poteat, Mylyjael	7	9	.778
0	Cattoor, Hunter	6	8	.750
3	Pedulla, Sean	10	14	.714
25	Mutts, Justyn	5	9	.556

Free Throw Attempts

##	Player	G	Att	Att/G
3	Pedulla, Sean	4	14	3.5
13	Maddox, Darius	4	11	2.8
21	Basile, Grant	4	10	2.5
25	Mutts, Justyn	3	9	3.0
34	Poteat, Mylyjael	4	9	2.3

Free Throws Made

##	Player	G	Made	Made/G
3	Pedulla, Sean	4	10	2.5
13	Maddox, Darius	4	10	2.5
21	Basile, Grant	4	8	2.0
34	Poteat, Mylyjael	4	7	1.8
0	Cattoor, Hunter	4	6	1.5

Rebounds

##	Player	G	Reb	Reb/G
21	Basile, Grant	4	24	6.0
25	Mutts, Justyn	3	24	8.0
15	Kidd, Lynn	4	17	4.3
3	Pedulla, Sean	4	15	3.8
34	Poteat, Mylyjael	4	13	3.3

Assists

##	Player	G	Ast	Ast/G
3	Pedulla, Sean	4	21	5.3
25	Mutts, Justyn	3	13	4.3
0	Cattoor, Hunter	4	9	2.3
13	Maddox, Darius	4	5	1.3
2	Collins, Mj	4	5	1.3

Rebounds Average

##	Player	G	Reb	Reb/G
25	Mutts, Justyn	3	24	8.0
21	Basile, Grant	4	24	6.0
15	Kidd, Lynn	4	17	4.3
3	Pedulla, Sean	4	15	3.8
34	Poteat, Mylyjael	4	13	3.3

Steals

##	Player	G	Stl	Stl/G
25	Mutts, Justyn	3	4	1.3
3	Pedulla, Sean	4	2	0.5
21	Basile, Grant	4	2	0.5
13	Maddox, Darius	4	2	0.5
34	Poteat, Mylyjael	4	2	0.5

Offensive Rebounds

##	Player	G	OReb	OReb/G
34	Poteat, Mylyjael	4	8	2.0
15	Kidd, Lynn	4	6	1.5
21	Basile, Grant	4	5	1.3
0	Cattoor, Hunter	4	2	0.5
25	Mutts, Justyn	3	2	0.7

Blocked Shots

##	Player	G	Blk	Blk/G
21	Basile, Grant	4	7	1.8
25	Mutts, Justyn	3	3	1.0
3	Pedulla, Sean	4	2	0.5
0	Cattoor, Hunter	4	2	0.5
34	Poteat, Mylyjael	4	2	0.5

Defensive Rebounds

##	Player	G	DReb	DReb/G
25	Mutts, Justyn	3	22	7.3
21	Basile, Grant	4	19	4.8
3	Pedulla, Sean	4	14	3.5
15	Kidd, Lynn	4	11	2.8
13	Maddox, Darius	4	10	2.5

Minutes

##	Player	G	Min	Min/G
3	Pedulla, Sean	4	131	32:38
13	Maddox, Darius	4	116	28:54
0	Cattoor, Hunter	4	114	28:32
21	Basile, Grant	4	100	24:54
25	Mutts, Justyn	3	91	30:17

TEAM CATEGORY LEADERS

Fouls

##	Player	G	PF	PF/G
11	Camden, John	4	7	1.8
34	Poteat, Mylyjael	4	7	1.8
25	Mutts, Justyn	3	6	2.0
2	Collins, MJ	4	6	1.5
3	Pedulla, Sean	4	5	1.3

Turnovers

##	Player	G	TO	TO/G
21	Basile, Grant	4	9	2.3
25	Mutts, Justyn	3	7	2.3
3	Pedulla, Sean	4	4	1.0
15	Kidd, Lynn	4	3	0.8
0	Cattoor, Hunter	4	1	0.3

Foul Outs

##	Player	G	FO
----	--------	---	----

TEAM GAME HIGHS

Virginia Tech - Game Highs

POINTS	95	Delaware St. (11/07/2022)
	94	William & Mary (11/13/2022)
	78	Lehigh (11/10/2022)
	75	vs Old Dominion (N) (11/17/2022)
FIELD GOALS MADE	33	William & Mary (11/13/2022)
	33	Delaware St. (11/07/2022)
FIELD GOAL ATTEMPTS	60	Delaware St. (11/07/2022)
	59	William & Mary (11/13/2022)
FIELD GOAL PERCENTAGE	.559 (33-59)	William & Mary (11/13/2022)
	.550 (33-60)	Delaware St. (11/07/2022)
3 PT FG MADE	16	William & Mary (11/13/2022)
	14	Delaware St. (11/07/2022)
3 PT FG ATTEMPTS	32	William & Mary (11/13/2022)
	28	Delaware St. (11/07/2022)
3 PT FG PERCENTAGE	.500 (16-32)	William & Mary (11/13/2022)
	.500 (14-28)	Delaware St. (11/07/2022)
FREE THROWS MADE	15	vs Old Dominion (N) (11/17/2022)
	15	Delaware St. (11/07/2022)
FREE THROW ATTEMPTS	21	vs Old Dominion (N) (11/17/2022)
	20	Delaware St. (11/07/2022)
FREE THROW PERCENTAGE	1.000 (12-12)	William & Mary (11/13/2022)
	.750 (15-20)	Delaware St. (11/07/2022)
REBOUNDS	42	Delaware St. (11/07/2022)
	36	Lehigh (11/10/2022)
ASSISTS	19	William & Mary (11/13/2022)
	18	Delaware St. (11/07/2022)
STEALS	5	Delaware St. (11/07/2022)
	4	William & Mary (11/13/2022)
BLOCKED SHOTS	5	William & Mary (11/13/2022)
	4	Lehigh (11/10/2022)
	4	Delaware St. (11/07/2022)
TURNOVERS	10	Delaware St. (11/07/2022)
	7	William & Mary (11/13/2022)
FOULS	18	William & Mary (11/13/2022)
	15	vs Old Dominion (N) (11/17/2022)

OPPONENT GAME HIGHS

Opponent - Game Highs

POINTS	77	William & Mary (11/13/2022)
	71	vs Old Dominion (N) (11/17/2022)
	57	Delaware St. (11/07/2022)
	52	Lehigh (11/10/2022)
FIELD GOALS MADE	29	vs Old Dominion (N) (11/17/2022)
	29	William & Mary (11/13/2022)
FIELD GOAL ATTEMPTS	71	vs Old Dominion (N) (11/17/2022)
	63	Lehigh (11/10/2022)
FIELD GOAL PERCENTAGE	.500 (29-58)	William & Mary (11/13/2022)
	.408 (29-71)	vs Old Dominion (N) (11/17/2022)
3 PT FG MADE	11	William & Mary (11/13/2022)
	6	vs Old Dominion (N) (11/17/2022)
3 PT FG ATTEMPTS	22	William & Mary (11/13/2022)
	21	Lehigh (11/10/2022)
3 PT FG PERCENTAGE	.500 (11-22)	William & Mary (11/13/2022)
	.316 (6-19)	vs Old Dominion (N) (11/17/2022)
FREE THROWS MADE	8	William & Mary (11/13/2022)
	7	vs Old Dominion (N) (11/17/2022)
FREE THROW ATTEMPTS	12	vs Old Dominion (N) (11/17/2022)
	12	William & Mary (11/13/2022)
FREE THROW PERCENTAGE	.714 (5-7)	Delaware St. (11/07/2022)
	.667 (8-12)	William & Mary (11/13/2022)
REBOUNDS	46	vs Old Dominion (N) (11/17/2022)
	32	Lehigh (11/10/2022)
ASSISTS	12	William & Mary (11/13/2022)
	12	Lehigh (11/10/2022)
STEALS	5	Delaware St. (11/07/2022)
	4	vs Old Dominion (N) (11/17/2022)
	4	Lehigh (11/10/2022)
BLOCKED SHOTS	6	vs Old Dominion (N) (11/17/2022)
	2	William & Mary (11/13/2022)
	2	Delaware St. (11/07/2022)
TURNOVERS	12	William & Mary (11/13/2022)
	12	Delaware St. (11/07/2022)
FOULS	18	Delaware St. (11/07/2022)
	17	Lehigh (11/10/2022)

TEAM GAME LOWS

Virginia Tech - Game Lows

POINTS	75		vs Old Dominion (N) (11/17/2022)
	78		Lehigh (11/10/2022)
	94		William & Mary (11/13/2022)
	95		Delaware St. (11/07/2022)
FIELD GOALS MADE	25		vs Old Dominion (N) (11/17/2022)
	31		Lehigh (11/10/2022)
FIELD GOAL ATTEMPTS	56		vs Old Dominion (N) (11/17/2022)
	58		Lehigh (11/10/2022)
FIELD GOAL PERCENTAGE	.446	(25-56)	vs Old Dominion (N) (11/17/2022)
	.534	(31-58)	Lehigh (11/10/2022)
3 PT FG MADE	5		Lehigh (11/10/2022)
	10		vs Old Dominion (N) (11/17/2022)
3 PT FG ATTEMPTS	18		Lehigh (11/10/2022)
	23		vs Old Dominion (N) (11/17/2022)
3 PT FG PERCENTAGE	.278	(5-18)	Lehigh (11/10/2022)
	.435	(10-23)	vs Old Dominion (N) (11/17/2022)
FREE THROWS MADE	11		Lehigh (11/10/2022)
	12		William & Mary (11/13/2022)
FREE THROW ATTEMPTS	12		William & Mary (11/13/2022)
	16		Lehigh (11/10/2022)
FREE THROW PERCENTAGE	.688	(11-16)	Lehigh (11/10/2022)
	.714	(15-21)	vs Old Dominion (N) (11/17/2022)
REBOUNDS	28		William & Mary (11/13/2022)
	32		vs Old Dominion (N) (11/17/2022)
ASSISTS	13		vs Old Dominion (N) (11/17/2022)
	15		Lehigh (11/10/2022)
STEALS	2		vs Old Dominion (N) (11/17/2022)
	3		Lehigh (11/10/2022)
BLOCKED SHOTS	3		vs Old Dominion (N) (11/17/2022)
	4		Lehigh (11/10/2022)
	4		Delaware St. (11/07/2022)
TURNOVERS	5		Lehigh (11/10/2022)
	6		vs Old Dominion (N) (11/17/2022)
FOULS	7		Lehigh (11/10/2022)
	10		Delaware St. (11/07/2022)

OPPONENT GAME LOWS

Opponent - Game Lows

POINTS	52		Lehigh (11/10/2022)
	57		Delaware St. (11/07/2022)
	71		vs Old Dominion (N) (11/17/2022)
	77		William & Mary (11/13/2022)
FIELD GOALS MADE	23		Lehigh (11/10/2022)
	24		Delaware St. (11/07/2022)
FIELD GOAL ATTEMPTS	58		William & Mary (11/13/2022)
	62		Delaware St. (11/07/2022)
FIELD GOAL PERCENTAGE	.365	(23-63)	Lehigh (11/10/2022)
	.387	(24-62)	Delaware St. (11/07/2022)
3 PT FG MADE	4		Delaware St. (11/07/2022)
	5		Lehigh (11/10/2022)
3 PT FG ATTEMPTS	16		Delaware St. (11/07/2022)
	19		vs Old Dominion (N) (11/17/2022)
3 PT FG PERCENTAGE	.238	(5-21)	Lehigh (11/10/2022)
	.250	(4-16)	Delaware St. (11/07/2022)
FREE THROWS MADE	1		Lehigh (11/10/2022)
	5		Delaware St. (11/07/2022)
FREE THROW ATTEMPTS	2		Lehigh (11/10/2022)
	7		Delaware St. (11/07/2022)
FREE THROW PERCENTAGE	.500	(1-2)	Lehigh (11/10/2022)
	.583	(7-12)	vs Old Dominion (N) (11/17/2022)
REBOUNDS	24		Delaware St. (11/07/2022)
	27		William & Mary (11/13/2022)
ASSISTS	9		Delaware St. (11/07/2022)
	10		vs Old Dominion (N) (11/17/2022)
STEALS	3		William & Mary (11/13/2022)
	4		vs Old Dominion (N) (11/17/2022)
	4		Lehigh (11/10/2022)
BLOCKED SHOTS	1		Lehigh (11/10/2022)
	2		William & Mary (11/13/2022)
	2		Delaware St. (11/07/2022)
TURNOVERS	7		vs Old Dominion (N) (11/17/2022)
	11		Lehigh (11/10/2022)
FOULS	15		William & Mary (11/13/2022)
	16		vs Old Dominion (N) (11/17/2022)

VIRGINIA TECH MEN'S BASKETBALL

BOX SCORES

GAME 1: DELAWARE STATE

Game Time: 8:00 PM
Game Duration: 1:00
Attendance: 7,860

Official: John Lucka, Jay Hoyer, Chase Chase

Delaware State - 57													
NO. Name	Min	FG	3P	FT	Rebounds		Fouls	TP	AS	TO	ST	Blocks	
					OR	DR							
21 Brandon Stone	24:00	7/13	1/3	0/0	3	5	8	0	1	1	0	2	1
24 Raymond Somerville	24:00	2/6	0/0	0/0	1	3	4	1	2	1	0	1	0
3 Marzay Robinson	06:24	1/7	0/3	1/2	0	3	4	3	4	1	0	0	0
5 Justin Mann	05:00	2/5	1/2	0/0	0	2	1	0	5	0	0	0	0
11 Khyrie Staten	06:30	7/15	2/6	0/0	0	0	1	1	1	2	2	1	2
15 Aaron Lamson-Warren	12:30	0/1	0/0	0/2	0	1	1	2	2	0	1	0	0
20 Cameron Stolt	12:25	2/6	0/1	2/2	2	4	1	1	4	0	0	0	0
22 Corey Perkins	15:00	1/3	0/1	0/0	0	0	0	2	2	2	0	0	0
4 Kyle Johnson	08:40	0/2	0/0	0/0	0	0	0	0	0	0	0	0	0
25 O'Koye Parker	02:30	0/0	0/0	0/0	0	0	0	1	0	0	0	0	0
22 Cory Barnes	05:30	0/0	0/0	0/0	0	1	1	0	0	0	0	0	0
10 Ricardo Lucas	07:00	1/2	0/0	0/0	0	0	0	2	2	0	0	0	0
Team		1	0	1	0	0	0	0	0	0	0	0	0
Totals	24:02	14/18	5/7	7/7	24	24	18	10	57	9	13	5	12

GAME 2: LEHIGH

Game Time: 8:00 PM
Game Duration: 1:00
Attendance: 7,541

Official: Tom Ventrone, Tom Groover, John Hampton

Lehigh - 52													
NO. Name	Min	FG	3P	FT	Rebounds		Fouls	TP	AS	TO	ST	Blocks	
					OR	DR							
35 Dominic Parolin	21:39	5/9	1/3	0/0	2	5	2	0	10	0	2	0	0
42 JT Tan	04:12	1/3	0/0	0/0	0	0	0	0	0	0	1	0	1
5 Evan Taylor	02:13	2/9	0/0	0/0	4	5	3	0	0	0	0	0	0
13 Keith Higgins Jr.	04:37	4/9	1/4	0/0	3	3	1	1	8	2	0	0	0
22 Tyler Whitney-Sidney	02:41	3/7	1/2	1/2	1	4	1	2	1	2	3	0	0
0 Jakob Abramson	22:49	6/12	2/6	0/0	0	4	1	0	14	1	1	0	0
32 Henri Adressa	02:01	1/3	0/0	0/0	0	0	0	0	0	0	0	0	0
55 John Sinclair	24:20	0/6	0/2	0/0	2	3	1	0	7	9	0	2	0
4 Reed Fenton	02:21	1/2	0/0	0/2	2	2	1	3	0	0	0	0	0
2 Jake Bellow	10:06	0/0	0/0	0/0	0	1	1	0	0	0	0	0	0
23 Babe Moriah	05:31	0/0	0/0	0/0	1	2	1	0	0	0	1	1	0
25 Ben Kroszman	03:03	0/0	0/0	0/0	0	0	0	0	0	1	0	0	0
20 Jayshen Sabat	01:59	0/0	0/0	0/0	0	0	0	0	0	0	0	0	0
21 Blake Chigul	01:58	0/1	0/1	0/0	0	0	0	0	0	0	0	0	0
Team		1	4	0	0	0	0	0	0	0	0	0	0
Totals	25:03	5/21	1/2	7/7	23	32	17	7	52	12	11	4	12

GAME 3: WILLIAM & MARY

Game Time: 6:00 PM
Game Duration: 1:00
Attendance: 7,836

Official: Roger Ayer, Remy Spivey, Leslie Jones

William and Mary - 77													
NO. Name	Min	FG	3P	FT	Rebounds		Fouls	TP	AS	TO	ST	Blocks	
					OR	DR							
5 Nolan Golder	11:30	1/2	0/0	2/3	2	3	4	0	2	0	0	0	0
25 Ben Wright	05:24	5/12	0/0	0/0	1	6	1	1	1	0	0	0	0
12 Tyler Rice	02:23	1/2	0/0	0/0	0	0	0	0	0	0	0	0	0
201 Gaber Dorsey	02:12	0/7	0/0	0/0	1	2	4	1	2	1	0	0	0
24 Chris Mullins	07:04	1/5	0/1	4/4	0	3	2	3	1	2	0	1	1
11 Jack Karasick	25:23	2/6	0/0	0/1	0	1	1	5	4	1	0	0	0
0 Anders Nelson	31:39	10/15	4/7	1/2	2	3	2	2	2	6	0	0	1
4 Mattias Case	14:46	1/4	1/3	0/0	2	2	0	0	0	0	0	0	0
15 Miguel Ayres	06:43	0/1	0/0	0/0	1	1	0	0	0	0	0	0	0
2 Chase Lowe	13:07	2/3	0/0	1/2	1	2	0	2	5	0	0	0	0
1 Jake Milstead	01:58	1/1	1/1	0/0	0	0	0	0	0	0	0	0	0
20 Charlie Williams	01:56	0/1	0/0	0/1	1	1	0	0	0	0	0	0	0
25 Miles Hicks	01:12	0/0	0/0	0/0	0	0	0	0	0	0	0	0	0
Team		1	0	1	0	1	0	0	0	0	0	0	0
Totals	29:58	11/22	4/12	10/17	27	15	17	12	12	13	2	5	17

Game Time: 8:00 PM
Game Duration: 1:00
Attendance: 7,860

Official: John Lucka, Jay Hoyer, Chase Chase

Virginia Tech - 85													
NO. Name	Min	FG	3P	FT	Rebounds		Fouls	TP	AS	TO	ST	Blocks	
					OR	DR							
21 Grant Basile	23:04	12/16	6/9	0/0	1	10	1	0	1	1	1	1	0
15 Lynn Kidd	02:41	2/4	0/0	2/2	4	6	10	1	3	2	0	0	0
0 Hunter Calhoun	05:22	2/6	1/4	1/2	2	8	0	6	2	0	2	1	0
3 Sean Pedulla	02:21	6/12	5/8	3/4	4	4	1	2	8	2	0	0	0
13 Darius Maddox	05:20	5/8	0/1	4/5	3	3	0	2	14	0	1	0	0
2 MJ Collins	02:25	2/7	0/0	0/0	2	2	0	4	2	1	0	0	0
24 Myles Post	16:27	2/3	0/0	5/7	2	4	5	3	1	1	1	0	0
11 John Camden	08:18	2/4	2/4	0/0	2	2	3	0	0	0	0	0	0
10 Camden Johnson	08:04	0/0	0/0	1/0	1	1	0	1	0	0	0	0	0
14 Owen Dawgert	01:50	0/0	0/0	0/0	0	0	0	0	0	0	0	0	0
33 Michael Ward	01:50	0/0	0/0	0/0	0	0	0	0	0	0	0	0	0
Team		33/60	14/28	15/20	11	31	42	10	18	10	5	4	2

Game Time: 8:00 PM
Game Duration: 1:00
Attendance: 7,541

Official: Tom Ventrone, Tom Groover, John Hampton

Virginia Tech - 78													
NO. Name	Min	FG	3P	FT	Rebounds		Fouls	TP	AS	TO	ST	Blocks	
					OR	DR							
21 Grant Basile	24:47	3/7	1/3	4/4	1	7	8	1	4	11	2	3	0
25 Justin Mulls	05:44	9/11	3/7	1/0	1	1	2	6	5	2	0	0	0
0 Hunter Calhoun	05:19	2/4	1/3	1/2	1	1	2	6	4	1	0	0	0
3 Sean Pedulla	02:12	9/17	5/11	1/1	0	3	9	2	20	2	0	0	0
13 Darius Maddox	04:16	3/7	0/3	2/2	0	4	4	1	1	0	0	0	0
2 MJ Collins	24:02	2/5	1/3	0/0	0	0	1	0	5	1	0	0	0
15 Lynn Kidd	12:00	3/5	0/0	0/0	2	2	1	0	6	1	0	0	0
24 Myles Post	12:59	3/6	0/0	2/2	1	2	0	1	6	0	0	0	0
10 Camden Johnson	08:10	0/0	0/0	1/1	1	2	0	0	0	0	0	0	0
11 John Camden	01:50	0/0	0/0	0/0	0	0	0	0	0	0	0	0	0
Team		31/58	5/11	11/16	5	31	36	7	17	15	5	3	4

Game Time: 6:00 PM
Game Duration: 1:00
Attendance: 7,836

Official: Roger Ayer, Remy Spivey, Leslie Jones

Virginia Tech - 84													
NO. Name	Min	FG	3P	FT	Rebounds		Fouls	TP	AS	TO	ST	Blocks	
					OR	DR							
21 Grant Basile	19:50	9/8	0/0	0/0	2	2	2	0	13	1	3	0	0
25 Justin Mulls	05:47	1/2	0/0	0/0	1	3	4	4	2	6	4	1	0
0 Hunter Calhoun	05:19	5/11	4/7	4/4	1	3	2	4	22	4	1	0	0
3 Sean Pedulla	03:54	5/9	2/2	2/2	1	2	1	2	11	4	0	0	0
2 MJ Collins	16:50	2/7	1/3	2/2	0	1	0	4	7	0	0	0	0
15 Lynn Kidd	16:48	2/2	0/0	2/2	2	2	4	1	1	6	0	0	0
11 John Camden	08:43	1/4	0/0	0/0	1	1	2	0	2	0	0	0	0
24 Myles Post	13:14	3/4	0/0	2/2	4	1	1	6	1	0	0	0	0
10 Camden Johnson	01:58	0/0	0/0	0/0	0	0	0	0	0	0	0	0	0
14 Owen Dawgert	01:12	0/1	0/0	0/1	1	0	0	0	0	0	0	0	0
33 Michael Ward	01:12	0/0	0/0	0/0	0	0	0	0	0	0	0	0	0
Team		33/59	16/32	12/12	10	19	28	18	15	04	7	4	2

GAME 4: ODU

Game Time: 8:00 PM
Game Duration: 1:00
Attendance: 1,159

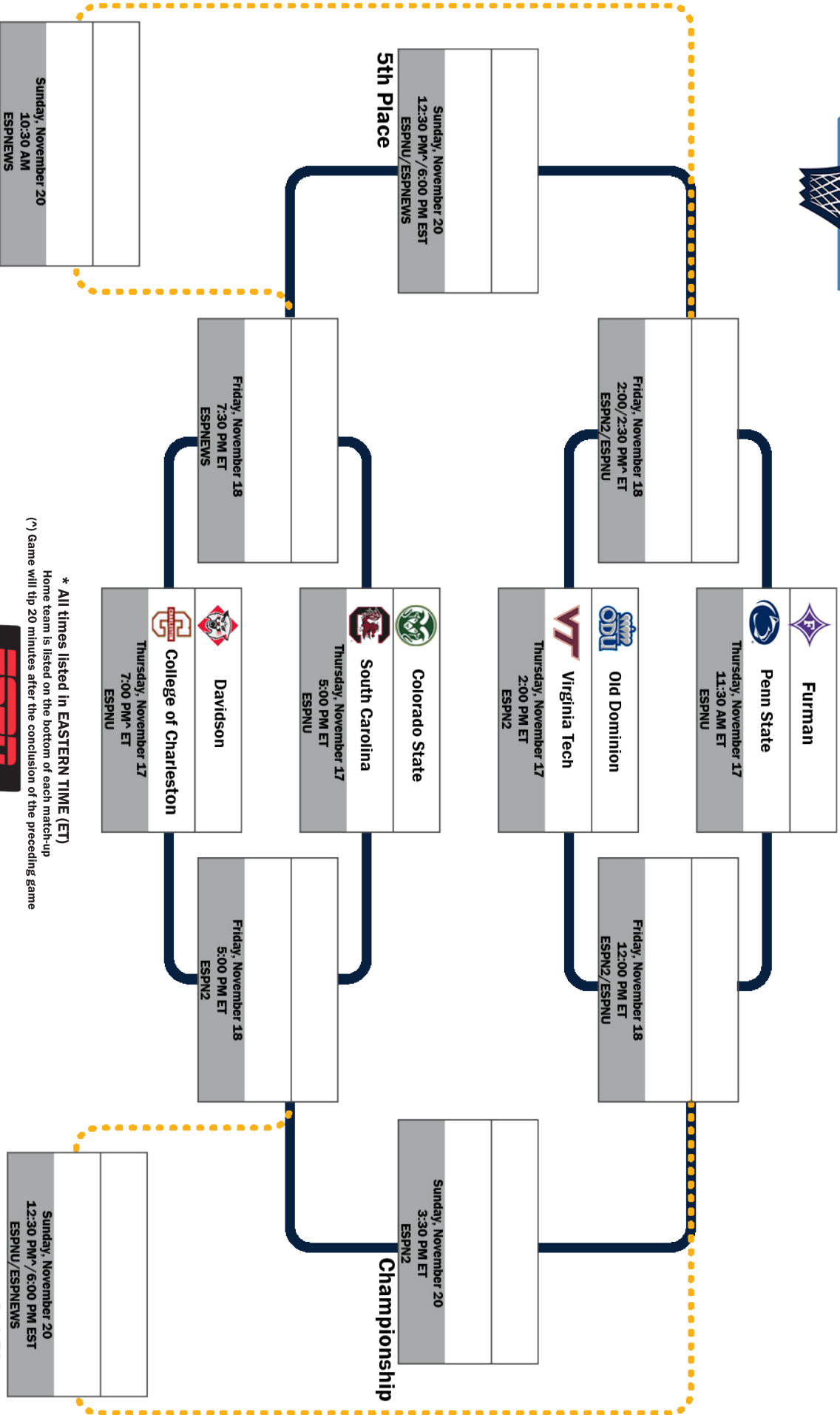
Official: Ted Ventrone, Tom Groover, John Hampton

ODU - 71													
NO. Name	Min	FG	3P	FT	Rebounds		Fouls	TP	AS	TO	ST	Blocks	
					OR	DR							
10 Ben Stanley	08:19	4/14	0/0	2/5	2	5	2	0	0	0	0	0	1
25 Denzko Williams	05:27	1/9	0/0	2/2	5	6	3	2	4	1	0	0	3
0 Math Long	01:57	4/10	1/2	4/7	11	11	10	1	1	0	1	1	2
3 Imo Essien	05:24	2/4	2/2	0/0	1	2	3	2	1	2	0	0	0
11 Tyeck Scott Grayson	01:50	3/8	1/2	0/0	5	4	2	2	3				



2022 Shriners Children's Charleston Classic

November 17, 18 & 20
TD Arena
Charleston, SC



* All times listed in EASTERN TIME (ET)
Home team is listed on the bottom of each match-up
(*) Game will tip 20 minutes after the conclusion of the preceding game





0 HUNTER CATTOOR

SR. • G • 6-3 • 200
ORLANDO, FLA.
BISHOP MOORE



1 RODNEY RICE

FR. • G • 6-4 • 195
CLINTON, MD.
DEMATHA CATHOLIC



2 MJ COLLINS

FR. • G • 6-4 • 190
CLOVER, S.C.
COMBINE ACADEMY



3 SEAN PEDULLA

SO. • G • 6-1 • 195
EDMOND, OKLA.
EDMOND MEMORIAL



4 DARREN BUCHANAN JR.

FR. • F • 6-7 • 235
WASHINGTON, D.C.
WOODROW WILSON



5 PATRICK WESSLER

FR. • C • 7-0 • 245
MATTHEWS, N.C.
COMBINE ACADEMY



10 CAMDEN JOHNSON

SO. • G • 6-1 • 185
WAXHAW, N.C.
METROLINA CHRISTIAN ACADEMY



11 JOHN CAMDEN

R-FR. • F • 6-8 • 215
DOWNINGTOWN, PA.
BREWSTER ACADEMY



13 DARIUS MADDOX

JR. • G • 6-5 • 180
BOWIE, MD.
OAK HILL ACADEMY



14 OWYN DAWYOT

FR. • G • 6-2 • 190
ROANOKE, VA.
CAVE SPRING



15 LYNN KIDD

JR. • C • 6-10 • 235
GAINESVILLE, FLA.
CLEMSON



21 GRANT BASILE

GR. • F • 6-9 • 235
PEWAUKEE, WIS.
WRIGHT STATE



25 JUSTYN MUTTS

SR. • F • 6-7 • 220
MILLVILLE, N.J.
DELAWARE



33 MICHAEL WARD

FR. • G • 6-2 • 175
BETHESDA, MD.
WALT WHITMAN



34 MYLYJAEEL POTEAT

JR. • F • 6-9 • 265
REIDSVILLE, N.C.
RICE



MIKE YOUNG
HEAD COACH
4TH SEASON



MIKE JONES
ASSOCIATE HEAD COACH
2ND SEASON



CHRISTIAN WEBSTER
ASSISTANT COACH
7TH SEASON



KEVIN GILTNER
ASSISTANT COACH
4TH SEASON