



HOKIES

2019-20 Virginia Tech Men's Basketball Game Notes

Game Info

Friday, Nov. 5 | Game 1
Littlejohn Coliseum | Clemson, S.C.

On the Call

Roy Philpott (PxP)
Paul Biancardi (Analyst)

Schedule

INFORMATION

Virginia Tech
Hokies



2018-19 Record 26-9, 12-6 ACC
Starters R/L 1/4
Head Coach Mike Young
Record at Tech (Years) 0-0 (1st)

Clemson
Tigers



Record 20-14, 9-9 ACC
Starters R/L 1/4
Head Coach Brad Brownell
Record at Clemson (Years) 169-127 (10th)

NUMBERS TO KNOW

1

The Hokies have just one fourth-year player in grad transfer Branden Johnson. There are only 26 teams in Division I that have zero or one senior on their teams' roster. (More on page 6)

5

Only five teams nationally bring back less than 20 percent of its scoring from a year ago, including the Hokies being one of those five squads. (More on page 3)

10

Tech is one of only 20 schools in the nation and one of nine high-major schools to welcome 10 or more players to its roster this year, with the Hokies having 10 newcomers.

PROJECTED STARTERS (2018-19 PER GAME STATS)

#	Name	P	R	A	B	S
0	Hunter Cattoor (G)	---	---	---	---	---
1	Isaiah Wilkins (G)	4.7	2.3	0.6	0.1	0.5
2	Landers Nolley (G/F)	---	---	---	---	---
3	Wabissa Bede (G)	3.8	2.5	2.3	0.1	1.1
14	P.J. Horne (F)	3.3	2.2	0.3	0.3	0.2

AT THE RIM

- The Virginia Tech men's basketball team will begin the 2019-20 season with quite a new look, a look that will mean a new era that entails a fresh coaching staff and 10 newcomers.
- Tech coach Mike Young enters his first year in Blacksburg after 17 years as the head man at Wofford, where he regularly played Clemson.
- Though he never defeated the Tigers as a head coach, he did beat them as an assistant with the Terriers, which came on Nov. 21, 1999 at Clemson in a 79-74 victory.
- Clemson coach Brad Brownell and Young are friends and have known each other for a long time. Brownell is undefeated though versus Young, owning a perfect 2-0 record since the two faced each other in 2010. (More on page 5)

WHO TO WATCH



- Junior Wabissa Bede looks to lead his Hokies with being the lone starter back from a year ago.
- Primarily used for locking down the opponent's best player the last two years, Bede will be looked more to on offense to score.

- Another Hokie to look out for on the offensive end is redshirt freshman Landers Nolley.
- The former four-star recruit (top 100 on ESPN) will be the point of attack on offense, scoring from either the perimeter, block or at the rim.



LAST TIME OUT

- Tech, playing in the Sweet 16 of the 2019 NCAA Tournament in Washington, D.C., fell to Duke by two (75-73) at Capital One Arena.
- Of the three returning players that played in the game, Wabissa Bede played the best, recording 10 points, two boards and one assist.

NOVEMBER

5	AT CLEMSON* (ESPNU)	7 P.M.
8	COPPIN STATE (ACCNX)	7 P.M.
13	USC UPSTATE (ACCNX)	7 P.M.
16	LEHIGH (ACCNX)	1:30 P.M.
20	DELAWARE STATE (ACCNX)	7 P.M.
25	(1) VS. NO. 1/1 MICHIGAN STATE (ESPN2)	5 P.M.
26	(1) VS. GEORGIA/DAYTON (ESPN/ESPN2)	TBA
27	(1) VS. TBA (ESPN/ESPN2/ESPNU)	TBA

DECEMBER

6	No. 4/4 DUKE* (ACCN)	7 P.M.
11	CHATTANOOGA (ACCNX)	8:30 P.M.
15	GARDNER-WEBB (ACCNX)	1:30 P.M.
21	VMI (ACCNX)	4 P.M.
29	MARYLAND EASTERN SHORE (ACCNX)	6 P.M.

JANUARY

4	AT No. 11/9 VIRGINIA* (RSN)	2 P.M.
7	AT [RV/RV] SYRACUSE* (ACCN)	9 P.M.
11	[RV/RV] NC STATE* (RSN)	2 P.M.
14	AT WAKE FOREST* (ACCN)	9 P.M.
18	[RV/RV] SYRACUSE* (RSN)	NOON
22	No. 9/11 NORTH CAROLINA* (ACCN)	8 P.M.
25	AT BOSTON COLLEGE* (ESPN2/ESPNU)	2 P.M.
28	AT MIAMI (FLA.)* (ACCN)	8 P.M.

FEBRUARY

1	[RV/RV] FLORIDA STATE* (RSN)	4 P.M.
4	AT GEORGIA TECH* (ESPN/ESPN2/ESPNU/ACCN)	7 P.M.
8	BOSTON COLLEGE* (RSN)	NOON
15	PITT* (ACCN)	6/8 P.M.
19	MIAMI (FLA.)* (RSN)	9 P.M.
22	AT No. 4/4 DUKE* (ESPN/ESPN2/ESPNU/ACCN)	4 P.M.
26	No. 11/9 VIRGINIA* (ESPN/ESPN2/ESPNU/ACCN)	7 P.M.

MARCH

1	AT No. 5/5 LOUISVILLE* (ACCN)	6 P.M.
4	CLEMSON* (ACCN)	7 P.M.
7	AT [RV/--] NOTRE DAME* (ACCN)	2/4 P.M.
10-14	(2) VS. TBA (ESPN/ESPN2/ACCN)	TBA

* ACC MATCH | AP POLL RANKING/COACHES' POLL RANKING

1 - MAUI INVITATIONAL (MAUI, HAWAII)
2 - ACC TOURNAMENT (GREENSBORO, N.C.)

VIRGINIA TECH CONTACT INFO

Lance Dozier | Phone: (507) 993-1898 | Email: lance17@vt.edu
Assistant Director, Strategic Communications
Matt Johnson | Phone: (336) 692-2690 | Email: mattj3@vt.edu
Student Assistant, Strategic Communications

Social



@HokiesMBB



@HokiesMBB



/HokieSports



AP Top 25 Poll - Preseason

Oct. 21 | *Opponents in italics*

#	Team (1st place)	Record	Points
1	Michigan State (60)	0-0	1619
2	Kentucky (2)	0-0	1497
3	Kansas (3)	0-0	1457
4	Duke	0-0	1399
5	Louisville	0-0	1386
6	Florida	0-0	1313
7	Maryland	0-0	1134
8	Gonzaga	0-0	1096
9	North Carolina	0-0	1060
10	Villanova	0-0	1048
11	Virginia	0-0	1007
12	Seton Hall	0-0	863
13	Texas Tech	0-0	837
14	Memphis	0-0	773
15	Oregon	0-0	742
16	Baylor	0-0	523
17	Utah State	0-0	491
18	Ohio State	0-0	407
19	Xavier	0-0	356
20	Saint Mary's	0-0	330
21	Arizona	0-0	265
22	LSU	0-0	234
23	Purdue	0-0	230
24	Auburn	0-0	210
25	VCU	0-0	193

Receiving Votes: Washington 164, Colorado 152, Tennessee 78, Marquette 68, Florida State 36, Davidson 34, Harvard 24, Illinois 14, Missouri 13, Mississippi State 12, Houston 11, Georgetown 11, Cincinnati 8, Notre Dame 7, Creighton 4, Syracuse 3, NC State 3, Michigan 2

Coaches' Top 25 Poll - Preseason

Oct. 24 | *Opponents in italics*

#	Team (1st place)	Record	Points
1	Michigan State (30)	0-0	792
2	Kentucky	0-0	734
3	Kansas (1)	0-0	687
4	Duke (1)	0-0	683
5	Louisville	0-0	670
6	Florida	0-0	619
7	Gonzaga	0-0	544
8	Maryland	0-0	536
9	Virginia	0-0	532
10	Villanova	0-0	531
11	North Carolina	0-0	503
12	Texas Tech	0-0	417
13	Seton Hall	0-0	403
14	Oregon	0-0	344
15	Memphis	0-0	331
16	Ohio State	0-0	280
17	Arizona	0-0	229
18	Baylor	0-0	228
19	Utah State	0-0	218
20	Saint Mary's	0-0	163
21	Xavier	0-0	149
22	Purdue	0-0	123
23	Auburn	0-0	105
24	LSU	0-0	86
25	Tennessee	0-0	78

Receiving Votes: VCU 76, Marquette 62, Washington 59, Florida State 47, Michigan 28, Colorado 28, Houston 17, Creighton 13, Davidson 11, USC 9, Providence 8, Mississippi State 7, Wisconsin 6, Syracuse 6, Texas 6, UCLA 6, Georgetown 6, Dayton 5, Liberty 5

GENERAL INFORMATION

University Name	Virginia Tech
Location	Blacksburg, Va.
Founded	1872
Enrollment	34,000
President	Dr. Timothy Sands
Director of Athletics	Whit Babcock
Nickname	Hokies
Mascot	Hokie Bird
Colors	Chicago Maroon and Burnt Orange
Affiliation	NCAA Division I
Conference	Atlantic Coast
Home Court	Cassell Coliseum
Capacity	9,275

INFORMATION

2018-19 Record	26-9
Conference Record/Finish	12-6 (5th in ACC)
Starters Returning/Lost	1/4
Letterwinners Returning/Lost	4/5
Newcomers	10 (4 freshmen, 3 transfers, 2 redshirts, 1 walk-on)

STAFF

Head Coach	Mike Young (Emery & Henry, 1986)
Virginia Tech Record/Years	0-0 / first season
Overall Record/Years	299-244 / 17 years
Associate Head Coach	Chester Frazier (Illinois, 2009)
Assistant Coach	Antwon Jackson (Pikeville, 1993)
Assistant Coach	Christian Webster (Harvard, 2013)
Chief of Staff	Stephanie Ballein (Virginia Tech, 1990, 1995)
Special Assistant to the Head Coach	Kevin Giltner (Wofford, 2012)
Special Assistant for Recruiting	Matt Olinger (Liberty, 2007)
Director of Player Personnel	Ryan Nadeau (Michigan State, 2016)
Director, Sports Medicine	Hisham Ziyout (Salisbury, 2015)
Coordinator of Basketball Relations	Ace Custis (Virginia Tech, 1997)
Senior Director, Strength & Conditioning	David Land (App State, 2011)
Assistant Director, Equipment Services	Bruce Garnes (Virginia Tech, 1994, 1996)
Graduate Assistant	Chakiris Moss (Greensboro, 2013)
Graduate Assistant	Will Stigall (Wofford, 2019)
Administrative Assistant	Isabelle Schneiderman (Virginia Tech, 2019)

ROSTER

No.	Name	Pos.	Ht.	Wt.	Cl.	Hometown	High School/Last School
0	Hunter Cattoor	G	6-3	205	Fr.	Orlando, Fla.	Bishop Moore
1	Isaiah Wilkins	G	6-4	225	So.	Winston-Salem, N.C.	Mount Tabor
2	Landers Nolley II	G/F	6-7	225	r-Fr.	Fairburn, Ga.	Langston Hughes
3	Wabissa Bede	G	6-0	200	Jr.	North Andover, Mass.	Cushing Academy
4	Nahiem Alleyne	G	6-3	195	Fr.	Buford, Ga.	Mountain View
10	Jonathan Kabongo	G	6-4	195	So.	Toronto, Canada	Thornlea Secondary
11	Brendan Palmer	G	6-4	195	So.	Winston-Salem, N.C.	Forsythe Country Day
13	Grant Yates	F	6-8	210	So.	Gainesville, Va.	Battlefield/Christopher Newport
14	P.J. Horne	F	6-6	225	Jr.	Tifton, Ga.	Tift County
15	Jalen Cone	G	5-10	170	Fr.	Walkertown, N.C.	Walkertown
21	John Ojiako	F	6-10	240	Fr.	Lagos, Nigeria	Admiral Farragut
22	Keve Aluma	F	6-9	240	Jr.	Berlin, Md.	Stephen Decatur/Wofford
23	Tyrece Radford	G	6-1	205	r-Fr.	Baton Rouge, La.	McKinley
24	Branden Johnson	F	6-8	230	r-Sr.	Garfield Heights, Ohio	Garfield Heights/Alabama St.
25	Ryan Payne	F	6-8	220	Jr.	Mechanicsville, Va.	Hanover

PRONUNCIATIONS

Nahiem Alleyne	na-HEEM ah-LEAN	Jonathan Kabongo	kuh-BONGO
Keve Aluma	Kev-aye	Landers Nolley II	NAH-lee
Wabissa Bede	wa-BEE-sah BEE-dee	John Ojiako	OH-gee-ah-co
Hunter Cattoor	cuh-TOUR	Tyrece Radford	TIE-reese





2018-19 ACC Standings

#	Team	Overall	ACC	Pct.
1.	Virginia	34-3	16-2	.889
	North Carolina	29-7	16-2	.806
3.	Duke	32-6	14-4	.842
4.	Florida State	27-9	13-5	.784
5.	Virginia Tech	27-9	12-6	.750
6.	Louisville	20-14	10-8	.588
	Syracuse	20-14	10-8	.588
8.	NC State	24-11	9-9	.686
	Clemson	20-14	9-9	.588
10.	Georgia Tech	14-18	6-12	.438
11.	Boston College	14-17	5-13	.452
	Miami (Fla.)	14-19	5-13	.424
13.	Wake Forest	11-20	4-14	.355
14.	Notre Dame	14-19	3-15	.424
	Pitt	14-19	3-15	.424

2019-20 Preseason ACC Coaches' Poll

#	Team (First-place votes)	Points
1.	Duke (51)	1564
2.	North Carolina (19)	1493
3.	Louisville (29)	1448
4.	Virginia (12)	1405
5.	Florida State	1157
6.	NC State	1038
7.	Notre Dame	915
8.	Syracuse	910
9.	Miami (Fla.)	768
10.	Pitt	577
11.	Clemson	564
12.	Georgia Tech	437
13.	Boston College	382
14.	Virginia Tech	334
15.	Wake Forest	328

Preseason All-ACC Team

First Team

Jordan Nwora, Louisville, 95
 Tre Jones, Duke, 89
 Cole Anthony, North Carolina, 81
 John Mooney, Notre Dame, 51
 Mamadi Diakite, Virginia, 49

Second Team

Markell Johnson, NC State, 39
 Vernon Carey Jr., Duke, 19
 Chris Lykes, Miami, 18
 Garrison Brooks, North Carolina, 11
 Trent Forrest, Florida State, 11

Preseason ACC Freshman of the Year

Cole Anthony, North Carolina, 89
 Vernon Carey Jr., Duke, 8
 Wendell Moore Jr., Duke, 5
 Casey Morsell, Virginia, 3
 Cassius Stanley, Duke, 3
 Matthew Hurt, Duke, 3

Preseason ACC Player of the Year

Jordan Nwora, Louisville, 55
 Cole Anthony, North Carolina, 31
 Tre Jones, Duke, 19
 John Mooney, Notre Dame, 3
 Mamadi Diakite, Virginia, 2
 Markell Johnson, NC State, 1

A WIN WOULD

- Be Mike Young's 300th career win, his first Virginia Tech win and first conference victory.
- Be his first-ever victory as a head coach over Clemson and move him to 1-7 all-time versus the Tigers and coach Brad Brownell.
- Young, Tech's 30th coach in school history, would become the 24th Tech coach to win his season opener in his first year and the first ever to start ACC play 1-0, with Seth Greenberg losing 85-51 versus North Carolina in 2004 and Buzz Williams falling 68-66 to Syracuse in 2014 (both games in Blacksburg).
- A loss for Young would be the Hokies' first loss in a season opener in a coach's debut since 1991 when it happened to Bill Foster.

THE BIG THREE-HUNDO

- If Mike Young takes down the Tigers in Clemson, he will become just one of 71 active coaches in Division I to have 300 or more wins.
- Of the 71 active head coaches, Young would be one of only 25 to win at least 300 games at just two schools during a coaching tenure.

ACC OPENERS

- The Hokies are 5-10 all-time in ACC openers (4-4 home, 1-6 road). Their lone ACC-opening road win came at Miami (Fla.) during the 2013-14 season.
- However, Tech has won three of its last four ACC openers.

Date	Opponent	Score
Dec. 19, 2004	North Carolina	L, 85-51
Dec. 4, 2005	at Duke	L, 77-75
Dec. 17, 2006	Wake Forest	W, 63-60
Dec. 23, 2007	at Wake Forest	L, 77-75
Jan. 23, 2009	Duke	L, 69-44
Jan. 10, 2010	at North Carolina	L, 78-64
Dec. 5, 2010	Virginia	L, 57-54
Jan. 7, 2012	at Wake Forest	L, 58-55
Jan. 5, 2013	at Maryland	L, 94-71
Dec. 8, 2013	at Miami (Fla.)	W, 61-60
Jan. 3, 2015	Syracuse	L, 68-66
Jan. 2, 2016	NC State	W, 73-68
Dec. 31, 2016	Duke	W, 89-75
Dec. 31, 2017	at Syracuse	L, 68-56
Jan. 1, 2019	Notre Dame	W, 81-66

NO STRANGER TO A BIG OPENER

- Mike Young, who admittedly isn't a big fan of having a conference game as a season opener, has definitely opened up a season with a big-time opponent.
- Young, in his 17 years as Wofford's head coach, played a Power Five opponent 15 times in season openers, facing the likes of Auburn, Tennessee, Miami (Fla.), NC State, Arkansas, Pitt, Minnesota, Georgia, Colorado, Stanford, Missouri, LSU, South Carolina and North Carolina.
- His only two non-Power Five games were Farleigh Dickson and Dayton.

HOME IS WHERE THE HEART IS

- Mike Young grew up in Radford, Virginia, which is approximately 20 minutes away from Blacksburg, the home of the Hokies.
- Ironically enough, Young's first-ever college basketball game as a kid was a Virginia Tech game inside Cassell Coliseum, a place where Young now calls his home.

WELL, THIS IS NEW

- A new staff is in place for Tech and there are also quite a few new players, with 10 to be exact.
- Of the 10 newcomers, four are true freshmen, three are transfers, two are redshirts and one is a walk-on.
- The 10 newcomers make Tech one of only 20 schools in Division I to welcome 10 or more players and one of just nine high-major schools (ACC, American, BIG EAST, B1G, Big 12, Pac-12, SEC) to have double-digit newcomers.

School	Newcomers	Fr.	So.	Jr.	Sr.	Gr.
TCU	15	11	---	---	---	2
Nebraska	15	7	---	1	---	2
East Carolina	13	4	2	7	---	---
Utah	12	11	---	---	---	---
Memphis	11	9	2	---	---	---
Tulane	11	5	2	1	---	3
Georgia	10	9	---	---	---	1
USC	10	6	---	---	---	2
Virginia Tech	10	6	1	2	---	1

TIME TO STEP UP

- With the Hokies losing three players now playing in the NBA or G-League and the SEC Preseason Player of the Year, Tech returns just one starter from a year ago in guard Wabissa Bede.
- That means four role players or newcomers will have to step up and contribute big minutes right away for Mike Young.

FEW AND FAR BETWEEN

- Tech returns only 13.3 points per game from its team last year that average 73.5, which is made up of four letterwinners.
- That accounts for the Hokies bringing back just 18.1 percent of its scoring total, making them one of only five schools in the nation to return less than 20 percent of its scoring.

School	Points p/g	Percent of Scoring
Tulane	10.8 PPG	12.2%
South Dakota St.	15.8 PPG	16.9%
Virginia Tech	13.3 PPG	18.1%
Washington	13.9 PPG	19.8%
UCF	14.5 PPG	20.0%

THE BEST IS YET TO COME

- Coach Young, known as one of the better X's and O's coaches in the country, had his Terriers in some of the top categories nationally over his 17-year span.
- This past season, which was Wofford's best in school history, the Terriers were 16th in assist-to-turnover ratio (1.39), 11th in field-goal percentage (49.0), second in 3-point field-goal percentage (41.4) and second in scoring margin (16.7).
- So, expect quality shooting teams to come under his watch in Blacksburg and for that to translate to wins.



LAST TIME TEAM...

Tech scored 100 points and won: 103-79, vs. Washington, 11-17-17
 Tech scored 100 points and lost: 100-104 2OT vs. Maryland, 2-27-10
 Tech played in overtime: 63-65, OT, vs. Florida State (ACC Tournament), 3-14-19
 Tech played in consecutive overtime games: 82-77 vs. UAB, 11-28-15 & 79-81 vs. Northwestern, 12-1-15
 Tech played 2 OT: 80-78, 2OT, vs. Virginia, 2-12-17
 Tech played 3 OT: 86-90 at WVU, 2-2-83
 Tech scored 100+ points: 103-79 vs. Washington, 11-17-17
 Tech scored 90-99 points: 94-40 vs. Central Connecticut State, 12-1-18
 Tech scored 80-89 points: 84-70 vs. Miami, 3-8-19
 Tech scored 70-79 points: 73-75 vs. Duke (NCAA Tournament), 3-29-19
 Tech scored 60-69 points: 67-58, vs. Liberty (NCAA Tournament), 3-24-19
 Tech scored 50-59 points: 58-64 vs. Virginia, 2-18-19
 Tech scored 40-49 points: 47-24 at NC State, 2-2-19
 Tech scored 30-39 points: 33-43 at East Carolina, 2-18-67
 Tech scored 20-29 points: 27-40 at McGuire Hospital, 2-2-46
 Tech scored 10-19 points: 16-45 at Virginia, 1-30-39
 Tech scored less than 10 points: 9-29 vs. North Carolina, 1-12-35
 Tech allowed 100+ points: 82-103 at North Carolina, 1-21-19
 Tech allowed 90-99 points: 82-91 vs. Florida State, 1-20-18
 Tech allowed 80-89 points: 59-81 at Virginia, 1-15-19
 Tech allowed 70-79 points: 73-75 vs. Duke (NCAA Tournament), 3-29-19
 Tech allowed 60-69 points: 63-65, OT, vs. Florida State (ACC Tournament), 3-14-19
 Tech allowed 50-59 points: 67-58, vs. Liberty (NCAA Tournament), 3-24-19
 Tech allowed 40-49 points: 52-49 at Georgia Tech, 1-9-19
 Tech allowed 30-39 points: 75-37 vs. Saint Francis, 11-24-18
 Tech allowed 20-29 points: 47-24 at NC State, 2-2-19
 Tech allowed 10-19 points: 60-19 vs. Lynchburg College, 1-9-46
 Tech allowed less than 10 points: 28-9 vs. Hampden-Sydney, 1-17-23
 Tech scored at least 60 points in a half: 66, 2nd half, vs. The Citadel, 11-12-17
 Largest margin of victory: 83 points vs. Randolph Macon Academy, 87-4, 1-10-1911
 Largest margin of victory in an ACC game: 29 points vs. Wake Forest, 94-65, 1-15-11
 Tech defeated a ranked opponent on the road: 47-24 at No. 23/22 NC State, 2-2-19
 Tech defeated a ranked opponent at home: 77-72 vs. No. 3/2 Duke, 2-26-19
 Tech defeated a ranked opponent on a neutral court: 89-83, vs. No. 23 Purdue, 11-18-18, TD Arena
 Tech defeated a defending national champion: 80-69 vs. North Carolina, 1-22-18
 Tech held opponent without a double-figure scorer: 65-47 vs. Miami, ACC Tournament, 3-12-09
 No Tech player scored in double figures: 41-57 vs. Temple, 2-25-96
 Tech had six players score in double figures: at Boston College, 2-25-17
 Tech had seven players score in double figures: vs. The Citadel, 12-17-16
 Tech did not make a three-point field goal: at Providence, 2-1-03
 Tech's opponent did not make a three-point field goal: at NC State, 2-10-10
 Tech did not shoot a free throw in the first half: at Miami, 12-8-13
 Tech did not shoot a free throw in the second half: vs. Virginia, 12-5-10
 Tech held an opponent under 10 points in a half: 9 points, vs. Eastern Michigan, 12-22-11
 Tech held an opponent under 20 points in a half: 10 pts., at NC State, 2-2-19
 Tech had double-figures in blocked shots: 13, 87-82, vs. West Virginia, 11-12-13
 Tech came back from a double-figure deficit to win: 12 pts. vs. No. 23 Purdue, 11-18-18
 Lost a double-digit lead: 14 points at Florida State, 3-7-18
 Tech led by 20-or-more points at half time of a game: 26 pts., vs. Central Connecticut State, 12-1-18
 Tech had 20-29 assists in a game: 20, vs. Georgia Tech, 2-13-19
 Tech had 30-or-more assists: 36, vs. The Citadel, 11-12-17
 Tech won a neutral court game: 73-61 vs. Washington (Atlantic City, NJ), 12-15-18
 Tech held a team under 20 percent from the field: 16.7%, at NC State, 2-2-19
 Tech won an NCAA Tournament game: 67-58, vs. Liberty (NCAA Tournament), 3-24-19

LAST TIME PLAYER...

A Tech player recorded a triple-double: Chris Clarke (13 pts./12 rebs./10 ast.) vs. The Citadel, 12-17-16
 Two Tech players recorded double-doubles in a game: Kerry Blackshear Jr. (22 pts./15 rebs.) & Chris Clarke (15 pts./10 rebs.) vs. The Citadel, 11-12-17
 Two Tech players recorded double-doubles in consecutive games: vs. UNC, ACC Tournament, 3-13-09 and vs. Duquesne, NIT, 3-18-09
 Tech player had five or more steals: Manny Atkins (5) vs. Mount St. Mary's, 1-2-11
 Tech player had 10 or more assists in a game: Justin Robinson (13) vs. Central Connecticut St., 12-1-18
 Tech player had 20 or more rebounds in a game: Jeff Allen (21) vs. Longwood, 12-14-08
 Two Tech players had double figures in rebounds: Kerry Blackshear Jr. (15 rebs.) & Chris Clarke (10 rebs.) vs. The Citadel, 11-12-17
 Two Tech players had five or more assists: Nickeil Alexander-Walker (6) & Wabissa Bede (5) vs. Miami (ACC Tournament), 3-13-19
 Three Tech players had five or more assists: Chris Clarke (10) Justin Robinson (6), Seth Allen (6) vs. The Citadel, 12-17-16
 Four Tech players had five or more assists: Kerry Blackshear (8), Devin Wilson (7), Justin Robinson (7), Chris Clarke (5) vs. The Citadel, 11-12-17
 Two Tech players scored 20 or more points: Nickeil Alexander-Walker (25 points) & Kerry Blackshear Jr. (20 points) vs. Boston College, 1-5-19
 Three Tech players scored 20 or more points: Nickeil Alexander-Walker (25 points), Ahmed Hill (23 points) and Justin Robinson (23 points) vs. Purdue, 11-18-18
 Same two Tech players scored 20 or more points in consecutive games: Nickeil Alexander-Walker & Kerry Blackshear Jr., 11-10 & 11-12-17
 Tech freshman scored 20 or more points in a game: 21, Isaiah Wilkins, vs. Gardner-Webb, 11-9-18
 Two Tech freshmen scored in double figures in a game: Nickeil Alexander-Walker (24 points) & P.J. Horne (10 points) vs. Detroit Mercy, 11-10-17
 Three Tech freshmen scored in double figures in a game: Ahmed Hill (11 pts.), Jalen Hudson (23 pts.) & Justin Bibbs (10 pts.) vs. Duke, 2-25-15
 Tech player scored 30-39 points in a game: 35, Justin Robinson vs. Syracuse, 1-26-19
 Tech player scored 40-49 points in a game: 41, Dorenzo Hudson vs. Seton Hall, 1-2-10
 Tech player scored 50+ points in a game: 51, Bimbo Coles vs. Southern Miss., 2-6-88
 Tech player had consecutive double-doubles: Kerry Blackshear Jr., 2-18-19, 2-23-19 & 2-26-19
 Tech player had three consecutive double-doubles: Kerry Blackshear Jr., 2-18-19, 2-23-19 & 2-26-19
 Tech freshman had consecutive double-doubles: Kerry Blackshear Jr., 12-13-15 & 12-19-15
 Tech player had seven consecutive double-doubles: Jeff Allen, 1-25-11, 1-30-11, 2-2-11, 2-5-11, 2-13-11, 2-15-11 & 2-19-11
 Tech allowed a triple-double: Dennis Smith Jr. (27 pts., 11 rebs., 11 assists), at NCSU, 1-4-17
 Tech had a walk-on score in double figures: Christian Beyer, 13 pts., vs. Alabama A&M, 12-14-14

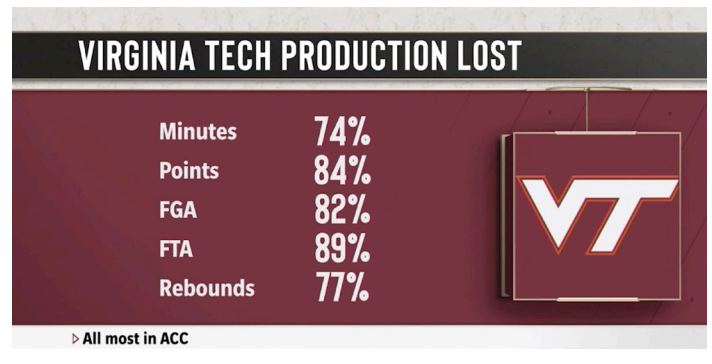
What's a Hokie?



The answer leads all the way back to 1896 when Virginia Agricultural and Mechanical College changed its name to Virginia Polytechnic Institute. With the change came the necessity for writing a new cheer and a contest for such a purpose was held by the student body.

Senior O.M. Stull won first prize for his "Hokie" yell which is still used today. Later, when asked if "Hokie" had any special meaning, Stull explained the word was solely the product of his imagination and was used only as an attention-getter for his yell. It soon became a nickname for all Tech teams and for those people loyal to Tech athletics.

The official university school colors - Chicago Maroon and Burnt Orange - also were introduced in 1896. The colors were chosen by a committee because they made a 'unique combination' not worn elsewhere at the time. The official definition of "hokie" is "a loyal Virginia Tech Fan".



'19 CLASS OF HIGH-MAJOR COACHES

- Out of the seven high-major conferences (ACC, American, BIG EAST, B1G, Big 12, Pac-12 and SEC), there are 14 new head coaches for the 2019-20 season.
- Virginia Tech coach Mike Young is just one of six coaches that were a mid-major coach to jump up to the big leagues, joining Alabama's Nate Oats (Buffalo), Arkansas' Eric Musselman (Nevada), Tulane's Ron Hunter (Georgia State) and Washington State's Kyle Smith (San Francisco).
- Of the 14 new coaches, Young was the longest-tenured coach to leave, following his 17-year stint as the head guy at Wofford.
- The NBA saw three of its coaches jump into the college ranks, with Michigan's Juwon Howard (Miami Heat), Nebraska's Fred Hoiberg (Chicago Bulls) and Vanderbilt's Jerry Stackhouse (Memphis Grizzlies).
- In this cycle, only one assistant coach was promoted from within and that was Temple's Aaron McKie, who served as an assistant under Fran Dunphy for five seasons in Philadelphia.
- While former Hokie coach Buzz Williams, who is now at Texas A&M, was one of just two coaches this offseason to jump ship and go high-major for high-major, with UCLA's Mick Cronin (Cincinnati) being the other.
- A full breakdown of the 14 coaches this cycle is below, with the SEC welcoming the most among the seven leagues with four. The Big 12 was the lone conference not to have a new head coach this offseason.

School	Name	Previous Team
Alabama	Nate Oats	Buffalo (HC)
Arkansas	Eric Musselman	Nevada (HC)
Cal	Mark Fox	*Georgia (HC)
Cincinnati	John Brannen	Northern Kentucky (HC)
Michigan	Juwon Howard	Miami Heat (NBA Assistant)
Nebraska	Fred Hoiberg	Chicago Bulls (NBA HC)
St. John's	Mike Anderson	Arkansas (HC)
Temple	Aaron McKie	Temple (Assistant)
Texas A&M	Buzz Williams	Virginia Tech (HC)
Tulane	Ron Hunter	Georgia State (HC)
UCLA	Mick Cronin	Cincinnati (HC)
Vanderbilt	Jerry Stackhouse	Memphis Grizzlies (NBA Assistant)
Virginia Tech	Mike Young	Wofford (HC)
Washington State	Kyle Smith	San Francisco (HC)

* Coach Mark Fox last coached Georgia in 2017-18.



RECORD WHEN...

Leading at the half:	22-3
Trailing at the half:	4-6
Tied at the half:	0-0
Playing Overtime:	0-2
Shooting 50% or better:	12-0
Shooting between 40-49.9%:	11-7
Shooting less than 40%:	3-2
Opponents shoot 50% or better:	1-2
Opponents shoot less than 50%:	25-6
VT outrebounds its opponent:	18-3
Opponent outrebounds VT:	10-5
Teams are tied in rebounds:	0-0
VT shoots 70% FT or better:	20-6
VT shoots less than 70% FT:	6-3
Scoring less than 50 points:	1-0
Scoring 50-59 points:	1-3
Scoring 60-69 points:	3-4
Scoring 70-79 points:	9-1
Scoring 80-89 points:	11-1
Scoring 90 or points:	1-0
Allowing less than 30 points:	1-0
Allowing 30-39 points:	1-0
Allowing 40-49 points:	4-0
Allowing 50-59 points:	6-1
Allowing 60-69 points:	9-3
Allowing 70-79 points:	4-3
Allowing 80-89 points:	1-1
Allowing 90 or more points:	0-1
Game decided by 1-4 points or OT:	1-3
Game decided by 5-10 points:	7-4
Game decided by 11+ points:	18-2
Playing in the morning:	2-0
Playing at night:	13-7
Playing in the afternoon:	11-2
Playing on Monday:	0-3
Playing on Tuesday:	2-3
Playing on Wednesday:	6-0
Playing on Thursday:	1-1
Playing on Friday:	5-1
Playing on Saturday:	8-1
Playing on Sunday:	3-0
Playing in November:	5-1
Playing in December:	6-0
Playing in January:	6-2
Playing in February:	5-3
Playing in March:	4-3

LAST TIME AGAINST CLEMSON



Official Basketball Box Score -- Game Totals -- Final Statistics
Virginia Tech vs Clemson
 02/09/19 12:01 PM at Clemson, S.C. (Littlejohn Coliseum)



Virginia Tech 51 • 18-5 (7-4 ACC)

##	Player	Total	3-Ptr		Rebounds			PF	TP	A	TO	Blk	Stl	Min	
			FG-FGA	FG-FGA	FT-FTA	Off	Def								Tot
24	Kerry Blackshear Jr.	f	5-8	1-1	6-6	3	4	7	5	17	1	0	1	2	26
03	Wabissa Bede	g	0-7	0-2	0-0	1	5	6	1	0	3	1	0	4	39
04	N. Alexander-Walker	g	3-14	1-5	6-7	0	6	6	5	13	0	5	0	1	38
13	Ahmed Hill	g	3-11	0-3	2-2	1	2	3	1	8	1	2	0	1	37
42	Ty Outlaw	g	3-5	2-4	2-2	4	4	8	2	10	3	2	0	1	38
01	Isaiah Wilkins		0-5	0-1	0-0	2	1	3	3	0	0	1	0	0	14
10	Jonathan Kabongo		1-3	1-3	0-0	0	0	0	0	3	0	0	0	0	8
Team						3	1	4							
Totals			15-53	5-19	16-17	14	23	37	17	51	8	11	1	9	200

FG % 1st Half: 10-31 32.3% 2nd half: 5-22 22.7% Game: 15-53 28.3% Deadball Rebounds: 0
 3FG % 1st Half: 3-12 25.0% 2nd half: 2-7 28.6% Game: 5-19 26.3%
 FT % 1st Half: 6-6 100.0 2nd half: 10-11 90.9% Game: 16-17 94.1%

Clemson 59 • 15-8 (5-5 ACC)

##	Player	Total	3-Ptr		Rebounds			PF	TP	A	TO	Blk	Stl	Min	
			FG-FGA	FG-FGA	FT-FTA	Off	Def								Tot
14	THOMAS, Elijah	f	3-5	0-0	0-2	2	7	9	4	6	2	1	7	0	25
24	SKARA, David	f	1-6	1-5	0-1	1	0	1	1	3	3	0	2	1	37
25	SIMMS, Aamir	f	3-5	2-4	0-0	1	2	3	4	8	1	1	2	1	25
02	REED, Marcquise	g	3-10	2-5	7-7	0	5	5	3	15	4	5	0	4	36
04	MITCHELL, Shelton	g	7-14	5-9	3-3	1	4	5	1	22	3	1	0	0	40
00	TRAPP, Clyde		0-2	0-2	0-0	0	3	3	1	0	0	3	0	0	11
05	TYSON, Hunter		2-3	1-2	0-0	0	1	1	1	5	0	1	0	0	11
15	NEWMAN III, John		0-1	0-1	0-0	0	0	0	1	0	0	0	0	0	8
35	WHITE, Javan		0-0	0-0	0-0	0	1	1	2	0	0	0	1	0	7
Team						1	2	3							
Totals			19-46	11-28	10-13	6	25	31	18	59	13	12	12	6	200

FG % 1st Half: 10-23 43.5% 2nd half: 9-23 39.1% Game: 19-46 41.3% Deadball Rebounds: 1
 3FG % 1st Half: 7-17 41.2% 2nd half: 4-11 36.4% Game: 11-28 39.3%
 FT % 1st Half: 6-6 100.0 2nd half: 4-7 57.1% Game: 10-13 76.9%

Officials: Jamie Luckie, Raymie Styons, Clarence Armstrong
 Technical fouls: Virginia Tech-None. Clemson-None.
 Attendance: 9000

Score by periods	1st	2nd	Total
Virginia Tech	29	22	51
Clemson	33	26	59

Points	In Paint	Off T/O	2nd Chance	Fast Break	Bench
VT	20	8	7	6	3
CU	14	11	5	0	5

Last FG - VT 2nd-00:13, CU 2nd-01:07.
 Largest lead - VT by 5 1st-18:26, CU by 11 2nd-00:25.
 VT led for 03:19. CU led for 35:43. Game was tied for 00:51.

Score tied - 1 time.
 Lead changed - 1 time.

RECORDS AND NOTABLES

- Tech leads the all-time series against Clemson 19-16, but is all-time 7-10 in Clemson.
- The Hokies have won four of the last five games, but dropped the most recent one.
- That loss came on Feb. 9, 2019 in Clemson.
- The setback marked the only time Tech lost back-to-back games last season, as it fell the game before against then-No. 16 Louisville.
- The 51 points against Clemson last year was the Hokies' fewest points scored in a loss and second-fewest overall on the season.
- The first matchup was way back in 1925, a 27-13 win for Tech in Clemson.
- The last five games have been fairly close, with an average margin of victory of four points. Only 20 points have separated these teams the last five contests. Of the last five games, three of them have come down to one bucket (three points or less), including two games (both in 2017) that were one-point games.

LAST GAME TIDBITS

- Entering the game, Tech was ranked No. 11 in the AP Poll and No. 10 in the Coaches' Poll. Clemson was not ranked in either poll, thus an upset.
- Kerry Blackshear Jr., who has since transferred to Florida as a grad transfer and picked up preseason SEC Player of the Year honors, led the Hokies with 17 points.
- Besides Blackshear, it was an abysmal night from the floor for Tech, as it shot just 28.3 percent from the field, a season low.
- Tech, which was missing its starting point guard Justin Robinson and role player P.J. Horne due to injury, only played seven guys.
- Of the seven players, only three return this year – Isaiah Wilkins, Wabissa Bede and Jonathan Kabongo.
- The three of them combined for just three points in the game, a 3-pointer by Kabongo.
- Bede struggled from the field, shooting 0 for 7 in 39 minutes of action.

MIKE YOUNG TIDBITS

- Mike Young has sure had his chances against Clemson, coaching seven times vs. them when he was at Wofford as head coach.
 - Though he didn't get a win over the Tigers as a head coach, he did get one when he was an assistant on Wofford's staff (Nov. 21, 1999 at Clemson, a 79-74 win).
 - As a head coach during those seven games, his Wofford teams averaged 62.3 points per game against Clemson and loss by an average of 16.6 points (margin of defeat), but had three single-digit defeats, including a one-possession game in 2005.
- Clemson at Wofford L, 66-51, Dec. 6, 2015
 Wofford at Clemson, L 78-70, Nov. 15, 2010
 Wofford at Clemson, L 93-40, Nov. 19, 2008
 Wofford at Clemson, L 90-66, Dec. 5, 2006
 Wofford at Clemson, L 62-60, Dec. 6, 2005
 Wofford at Clemson, L 84-77, Nov. 29, 2003
 Wofford at Clemson, L 79-72, Nov. 24, 2002



HISTORIC IT WAS

- Last year was arguably the best season in school history for the Hokies, notching many school records to their belt.
- To name a few, Tech earned a school-record 26 wins, program-best 12 ACC victories and made it to the Sweet 16 for the first time in program history since the tournament expanded to 64 teams.
- Tech also broke the record for most home non-conference victories in a row with 23 straight.
- The Hokies made the NCAA Tournament three consecutive years for the first time ever, and won two games in The Dance for the first time since 1967. They also earned a No. 4 seed, the highest in program history.

WHAT ARE THEY DOING NOW

- As mentioned earlier in the notes, the Hokies had three players that are playing in the NBA or G-League, including Nickeil Alexander-Walker, Justin Robinson and Ahmed Hill.
- Alexander-Walker, who was an All-ACC selection a year ago, was selected in the first round of the NBA Draft, becoming the second-ever in school history.
- He now stars with the New Orleans Pelicans. Justin Robinson, Tech's all-time assists career leader, plays with the Washington Wizards and their G-League affiliate (Capital City Go-Go) as well.
- Hill, who was vital in Tech's run to the Sweet 16 last season, signed a two-way deal with the Charlotte Hornets and their G-League affiliate (Greensboro Swarm) this summer. But has recently been waived.

533 AND COUNTING

- Tech has hit a three-point field goal in 533 consecutive games.
- Since the 3-point arc was added for the 1986-87 season, the Hokies have hit at least one three in all but three game.
- The last time Tech didn't record a 3-pointer in a game was at Providence on Feb. 1, 2003.

602 IN CASSELL

- After the win over Miami (Fla.) on Senior Night to close its 2018-19 homestand, the Hokies have a 602-196 overall record in Cassell Coliseum, for a .754 winning percentage.
- The win over Florida State in 2011 was the 500th victory in Cassell and the win over Georgia Tech in 2018-19 was the 600th victory in the building.
- Tech went 14-2 in 2018-19 on its home court.

TEAM GAME-BY-GAME

Opponent	Date	Score	W/L	Total		3-Pointers		Free throws		Rebounds				Other				pts	avg	
				fg-fga	pct	3fg-fga	pct	ft-fa	pct	off	def	tot	avg	pf	a	t/o	blk			stl
GARDNER-WEBB	11/09/18	87-59	W	32-63	.508	10-25	.400	13-19	.684	11	22	33	33.0	25	20	20	3	16	87	87.0
vs Ball State	11/15/18	73-64	W	29-63	.460	7-26	.269	8-9	.889	13	20	33	33.0	17	14	9	3	7	73	80.0
vs Northeastern	11/16/18	88-60	W	36-62	.581	14-27	.519	2-4	.500	10	19	29	31.7	13	21	9	4	5	88	82.7
vs Purdue	11/18/18	89-83	W	30-55	.545	10-24	.417	19-26	.731	7	21	28	30.8	14	15	10	1	6	89	84.2
SAINT FRANCIS (PA)	11/24/18	75-37	W	27-57	.474	14-31	.452	7-9	.778	8	27	35	31.6	10	20	14	3	7	75	82.4
at Penn State	11/27/18	62-63	L	22-50	.440	10-19	.526	8-13	.615	8	21	29	31.2	14	9	15	3	11	62	79.0
CENTRAL CONN. ST.	12/01/18	94-40	W	36-63	.571	18-33	.545	4-10	.400	10	27	37	32.0	14	28	9	3	9	94	81.1
VMI	12/05/18	89-68	W	30-58	.517	11-25	.440	18-25	.720	8	27	35	32.4	16	19	11	3	4	89	82.1
SOUTH CAROLINA ST.	12/09/18	81-44	W	28-58	.483	11-24	.458	14-19	.737	14	25	39	33.1	14	19	13	5	13	81	82.0
vs Washington	12/15/18	73-61	W	24-56	.429	8-22	.364	17-21	.810	12	26	38	33.6	17	14	12	1	7	73	81.1
N.C. A&T	12/19/18	82-60	W	30-61	.492	7-20	.350	15-17	.882	15	27	42	34.4	9	14	12	3	4	82	81.2
UMES	12/28/18	85-40	W	29-44	.659	14-26	.538	13-18	.722	4	31	35	34.4	11	22	9	2	4	85	81.5
NOTRE DAME	01/01/19	81-66	W	33-55	.600	11-18	.611	4-5	.800	3	22	25	33.7	13	19	7	1	5	81	81.5
BOSTON COLLEGE	01/05/19	77-66	W	25-54	.463	6-22	.273	21-25	.840	10	29	39	34.1	18	13	11	2	5	77	81.1
at Georgia Tech	01/09/19	52-49	W	17-57	.298	5-27	.185	13-19	.684	13	22	35	34.1	15	12	9	2	3	52	79.2
at Virginia	01/15/19	59-81	L	19-44	.432	7-21	.333	14-17	.824	6	13	19	33.2	10	10	9	1	6	59	77.9
WAKE FOREST	01/19/19	87-71	W	29-51	.569	11-26	.423	18-22	.818	4	19	23	32.6	24	15	11	4	8	87	78.5
at North Carolina	01/21/19	82-103	L	27-61	.443	13-28	.464	15-16	.938	10	22	32	32.6	18	21	16	1	8	82	78.7
SYRACUSE	01/26/19	78-56	W	25-48	.521	14-30	.467	14-20	.700	8	23	31	32.5	15	23	13	2	4	78	78.6
at Miami (FL)	01/30/19	82-70	W	30-51	.588	9-19	.474	13-15	.867	3	25	28	32.2	14	13	15	3	11	82	78.8
at NC State	02/02/19	47-24	W	16-45	.356	7-21	.333	8-13	.615	10	32	42	32.7	11	8	12	3	8	47	77.3
LOUISVILLE	02/04/19	64-72	L	20-45	.444	9-24	.375	15-21	.714	5	20	25	32.4	14	13	13	5	4	64	76.7
at Clemson	02/09/19	51-59	L	15-53	.283	5-19	.263	16-17	.941	14	23	37	32.6	17	8	11	1	9	51	75.6
GEORGIA TECH	02/13/19	76-68	W	25-53	.472	13-30	.433	13-18	.722	8	18	26	32.3	16	20	9	3	7	76	75.6
at Pitt	02/16/19	70-64	W	21-41	.512	10-21	.476	18-26	.692	6	21	27	32.1	24	14	14	1	6	70	75.4
VIRGINIA	02/18/19	58-64	L	23-58	.397	3-28	.107	9-13	.692	13	15	28	31.9	12	9	8	2	9	58	74.7
at Notre Dame	02/23/19	67-59	W	19-52	.365	5-18	.278	24-31	.774	18	31	49	32.6	18	8	16	2	5	67	74.4
DUKE	02/26/19	77-72	W	23-50	.460	8-26	.308	23-29	.793	7	21	28	32.4	15	12	6	1	6	77	74.5
at Florida State	03/05/19	64-73	Lot	22-53	.415	8-27	.296	12-15	.800	7	30	37	32.6	21	11	14	0	3	64	74.1
MIAMI (FL)	03/08/19	84-70	W	29-59	.492	14-26	.538	12-13	.923	6	27	33	32.6	13	19	8	0	2	84	74.5
vs Miami (FL)	03/13/19	71-56	W	27-54	.500	11-27	.407	6-7	.857	8	28	36	32.7	15	17	10	3	4	71	74.4
vs Florida St.	03/14/19	63-65	Lot	26-59	.441	4-19	.211	7-13	.538	6	24	30	32.6	12	11	9	3	7	63	74.0
vs Saint Louis	03/22/19	66-52	W	20-48	.417	4-10	.400	22-27	.815	5	24	29	32.5	14	10	11	0	9	66	73.8
Virginia Tech		2434		844-1781	.474	311-789	.394	435-572	.760	290	782	1072	32.5	503	501	375	74	222	2434	73.8
Opponents		2039		709-1753	.404	287-876	.328	334-465	.718	297	697	994	30.1	545	395	468	98	168	2039	61.8



PROGRAM HISTORY

First Year	1908
All-Time Record	1,468-1,215 (.547)
Conference Record	452-626 (.461)
Televised Games	229-216 (.515)
Overtime Games	68-51 (.571)
VT Ranked	86-42 (.672)
NCAA Tournaments	9 (most recent 2018-19)
NIT Appearances	13 (most recent 2015-16)
Most wins	2018-19 (26-9)
Highest AP Ranking	No. 8 (1995)

CASSELL COLISEUM

Capacity	9,275
Seasons in Use	59th season
Tech Record	602-196 (.754)
ACC Record	72-55 (.567)
vs. Nonconference	413-71 (.853)
vs. Ranked Teams	24-52 (.316)

SCOUTING CLEMSON

- The Tigers are coming off a 75-48 victory over Anderson (Division II) last Wednesday inside Littlejohn Coliseum. The exhibition saw four Clemson players score in double figures led by Aamir Simms and his double-double (team-high 16 points and 10 rebounds).
- Head coach Brad Brownell enters his 10th season in Clemson, following a a four-year stint at Wright State. With the Tigers, Brownell has worked his way up to second all-time in program history for wins at Clemson, being just 13 shy of taking over as the winningest coach in school history.
- Similar to the Hokies, Clemson returns just one starter from a year ago in Simms, who averaged 8.1 points and 4.6 rebounds per game last season. The 6-foot-8 big looks to get his points on the block, with the offense running through him and his 240-pound frame.
- Among ACC teams last winter, Clemson got it done defensively, owning the third-best scoring defense mark with just allowing 63.9 points per game. Tech was also stellar on the defensive end, allowing 62.1 points per game to rank second in the league. However, both teams lose a combined eight starters from those defensive stout squads.

OPPONENT GAME-BY-GAME

Opponent	Date	Score	Total		3-Pointers		Free throws		Rebounds				pf	a	t/o	blk	stl	pts	avg
			fg-fga	pct	3fg-fga	pct	ft-fa	pct	off	def	tot	avg							
GARDNER-WEBB	11/09/18	87-59 W	21-45	.467	6-21	.286	11-21	.524	4	20	24	24.0	19	11	29	5	3	59	59.0
vs Ball State	11/15/18	73-64 W	22-52	.423	9-27	.333	11-14	.786	11	21	32	28.0	11	11	14	6	4	64	61.5
vs Northeastern	11/16/18	88-60 W	20-46	.435	13-26	.500	7-8	.875	7	17	24	26.7	11	15	18	2	1	60	61.0
vs Purdue	11/18/18	89-83 W	31-61	.508	14-33	.424	7-11	.636	11	22	33	28.3	21	18	13	1	7	83	66.5
SAINT FRANCIS (PA)	11/24/18	75-37 W	15-58	.259	4-22	.182	3-3	1.000	16	21	37	30.0	15	6	22	2	6	37	60.6
at Penn State	11/27/18	62-63 L	25-57	.439	9-29	.310	4-7	.571	14	22	36	31.0	16	14	16	5	8	63	61.0
CENTRAL CONN. ST.	12/01/18	94-40 W	14-54	.259	7-28	.250	5-7	.714	7	19	26	30.3	14	9	17	4	4	40	58.0
VMI	12/05/18	89-68 W	26-60	.433	6-25	.240	10-14	.714	7	22	29	30.1	22	9	15	1	5	68	59.2
SOUTH CAROLINA ST.	12/09/18	81-44 W	18-53	.340	1-13	.077	7-12	.583	10	18	28	29.9	18	6	19	3	5	44	57.6
vs Washington	12/15/18	73-61 W	22-60	.367	10-30	.333	7-14	.500	17	23	40	30.9	20	15	15	4	9	61	57.9
N.C. A&T	12/19/18	82-60 W	24-53	.453	10-24	.417	2-4	.500	3	17	20	29.9	13	15	14	2	5	60	58.1
UMES	12/28/18	85-40 W	13-44	.295	6-24	.250	8-12	.667	2	15	17	28.8	17	11	9	1	2	40	56.6
NOTRE DAME	01/01/19	81-66 W	23-56	.411	13-34	.382	7-13	.538	14	19	33	29.2	10	13	11	5	2	66	57.3
BOSTON COLLEGE	01/05/19	77-66 W	19-48	.396	8-27	.296	20-25	.800	5	20	25	28.9	22	10	12	2	4	66	57.9
at Georgia Tech	01/09/19	52-49 W	17-38	.447	6-16	.375	9-16	.563	3	29	32	29.1	22	12	18	4	5	49	57.3
at Virginia	01/15/19	59-81 L	31-53	.585	13-24	.542	6-6	1.000	8	19	27	28.9	10	18	9	2	4	81	58.8
WAKE FOREST	01/19/19	87-71 W	18-48	.375	8-24	.333	27-38	.711	14	19	33	29.2	18	8	16	0	3	71	59.5
at North Carolina	01/21/19	82-103 L	36-67	.537	16-34	.471	15-17	.882	10	25	35	29.5	13	25	13	2	9	103	61.9
SYRACUSE	01/26/19	78-56 W	20-55	.364	9-28	.321	7-14	.500	9	17	26	29.3	17	7	14	2	8	56	61.6
at Miami (FL)	01/30/19	82-70 W	23-56	.411	12-33	.364	12-14	.857	7	20	27	29.2	12	14	16	1	11	70	62.0
at NC State	02/02/19	47-24 W	9-54	.167	2-28	.071	4-6	.667	14	22	36	29.5	16	2	10	3	5	24	60.2
LOUISVILLE	02/04/19	64-72 L	24-53	.453	13-27	.481	11-12	.917	10	20	30	29.5	16	14	15	2	3	72	60.8
at Clemson	02/09/19	51-59 L	19-46	.413	11-28	.393	10-13	.769	6	25	31	29.6	18	13	12	12	6	59	60.7
GEORGIA TECH	02/13/19	76-68 W	23-53	.434	11-27	.407	11-13	.846	10	21	31	29.7	14	15	13	4	2	68	61.0
at Pitt	02/16/19	70-64 W	20-43	.465	6-22	.273	18-27	.667	6	18	24	29.4	22	11	15	2	7	64	61.1
VIRGINIA	02/18/19	58-64 L	23-50	.460	11-27	.407	7-12	.583	10	21	31	29.5	15	14	13	4	5	64	61.2
at Notre Dame	02/23/19	67-59 W	19-58	.328	6-26	.231	15-16	.938	9	18	27	29.4	25	9	10	2	9	59	61.1
DUKE	02/26/19	77-72 W	25-50	.500	7-21	.333	15-19	.789	7	22	29	29.4	20	11	12	4	1	72	61.5
at Florida State	03/05/19	64-73 Lot	22-58	.379	10-36	.278	19-22	.864	8	24	32	29.5	15	12	7	1	6	73	61.9
MIAMI (FL)	03/08/19	84-70 W	27-59	.458	6-29	.207	10-14	.714	6	24	30	29.5	13	17	8	4	5	70	62.2
vs Miami (FL)	03/13/19	71-56 W	19-56	.339	8-29	.276	10-14	.714	10	20	30	29.5	10	10	8	0	3	56	62.0
vs Florida St.	03/14/19	63-65 Lot	22-57	.386	12-31	.387	9-11	.818	11	32	43	29.9	17	14	17	3	5	65	62.1
vs Saint Louis	03/22/19	66-52 W	19-52	.365	4-23	.174	10-16	.625	11	25	36	30.1	23	6	18	3	6	52	61.8
Opponents		2039	709-1753	.404	287-876	.328	334-465	.718	297	697	994	30.1	545	395	468	98	168	2039	61.8
Virginia Tech		2434	844-1781	.474	311-789	.394	435-572	.760	290	782	1072	32.5	503	501	375	74	222	2434	73.8



POINTS, REBOUNDS & ASSISTS GAME-BY-GAME

Opponent	Date	Score		01	03	04	05	10	11	13
				WILKINS,JS	BEDE,WABIS	ALEXANDER-	ROBINSON,J	KABONGO,JO	PALMER,BRE	HILL,AHMED
GARDNER-WEBB	11/09/18	87-59	w	21-3-1	2-2-3	21-6-5	11-2-8	0-0-1	DNP	11-6-1
vs Ball State	11/15/18	73-64	w	2-5-1	6-3-1	21-6-3	15-2-6	0-0-0	DNP	9-4-1
vs Northeastern	11/16/18	88-60	w	5-1-1	8-3-3	20-4-7	19-1-4	0-2-0	0-0-0	15-3-0
vs Purdue	11/18/18	89-83	w	0-0-1	0-2-3	25-7-3	23-3-6	DNP	DNP	23-3-2
SAINT FRANCIS (PA)	11/24/18	75-37	w	8-8-1	0-2-3	11-4-4	10-2-7	0-0-0	0-0-0	19-0-1
at Penn State	11/27/18	62-63	L	DNP	0-1-3	13-4-3	19-4-1	DNP	DNP	0-3-0
CENTRAL CONN. ST.	12/01/18	94-40	w	8-2-0	8-3-2	14-4-4	4-7-13	3-0-0	0-0-0	24-1-2
VMI	12/05/18	89-68	w	13-2-2	7-3-0	15-2-3	18-3-5	3-1-1	DNP	3-2-3
SOUTH CAROLINA ST.	12/09/18	81-44	w	4-3-1	0-1-0	19-4-4	16-1-6	2-1-1	DNP	10-5-1
vs Washington	12/15/18	73-61	w	3-4-3	2-1-0	24-3-3	10-5-3	DNP	DNP	10-4-2
N.C. A&T	12/19/18	82-60	w	2-0-0	2-0-0	20-3-3	14-7-6	DNP	DNP	11-7-1
UMES	12/28/18	85-40	w	5-2-1	14-7-6	DNP	8-4-6	6-0-0	DNP	20-4-4
NOTRE DAME	01/01/19	81-66	w	0-0-0	3-0-3	17-4-2	7-3-8	DNP	DNP	17-4-4
BOSTON COLLEGE	01/05/19	77-66	w	3-1-0	3-3-3	25-3-0	12-8-5	DNP	DNP	4-5-3
at Georgia Tech	01/09/19	52-49	w	3-0-0	0-1-1	4-4-6	10-5-3	DNP	DNP	15-2-1
at Virginia	01/15/19	59-81	L	0-0-0	0-3-1	19-4-3	9-2-2	DNP	DNP	14-2-2
WAKE FOREST	01/19/19	87-71	w	6-1-1	5-1-5	24-7-4	13-2-3	0-0-0	DNP	12-3-0
at North Carolina	01/21/19	82-103	L	2-1-0	2-1-2	19-3-3	17-2-6	DNP	DNP	20-3-2
SYRACUSE	01/26/19	78-56	w	6-2-1	0-2-0	4-4-8	35-3-8	2-0-0	DNP	16-6-1
at Miami (FL)	01/30/19	82-70	w	2-2-0	7-1-2	25-4-5	17-2-3	DNP	DNP	19-5-1
at NC State	02/02/19	47-24	w	5-7-0	9-3-2	11-5-3	DNP	0-1-0	DNP	9-2-0
LOUISVILLE	02/04/19	64-72	L	5-1-0	0-4-5	17-4-4	DNP	0-0-0	DNP	9-3-3
at Clemson	02/09/19	51-59	L	0-3-0	0-6-3	13-6-0	DNP	3-0-0	DNP	8-3-1
GEORGIA TECH	02/13/19	76-68	w	9-6-2	2-2-1	16-1-7	DNP	DNP	DNP	11-6-1
at Pitt	02/16/19	70-64	w	3-1-0	2-1-7	9-1-3	DNP	6-2-1	DNP	14-4-0
VIRGINIA	02/18/19	58-64	L	2-0-0	0-1-3	11-1-4	DNP	3-1-0	DNP	16-5-2
at Notre Dame	02/23/19	67-59	w	8-7-0	6-8-3	12-3-2	DNP	0-0-0	DNP	8-4-0
DUKE	02/26/19	77-72	w	4-1-0	8-2-2	13-5-6	DNP	0-1-0	DNP	17-4-3
at Florida State	03/05/19	64-73	L	0-3-0	6-8-3	19-3-3	DNP	DNP	DNP	18-9-0
MIAMI (FL)	03/08/19	84-70	w	11-2-0	6-0-2	21-10-8	0-0-0	0-0-0	0-0-0	17-5-0
vs Miami (FL)	03/13/19	71-56	w	10-3-0	6-2-5	12-3-6	DNP	3-2-0	DNP	5-3-2
vs Florida St.	03/14/19	63-65	L	5-3-1	2-3-2	21-4-4	DNP	0-0-0	DNP	16-4-0
vs Saint Louis	03/22/19	66-52	w	2-1-1	1-3-2	20-6-1	9-3-2	0-1-0	DNP	10-3-1
vs Liberty	03/24/19	67-58	w	0-2-0	5-1-0	6-6-6	13-2-4	DNP	DNP	14-2-0
vs Duke	03/29/19	73-75	L	2-1-2	10-2-1	9-1-5	14-3-5	DNP	DNP	15-6-1

14 24 42

Opponent	Date	Score		HORNE,PJ	,KERRY BLA	OUTLAW,TY
GARDNER-WEBB	11/09/18	87-59	w	2-0-0	14-4-0	5-6-1
vs Ball State	11/15/18	73-64	w	0-0-0	18-7-1	2-2-1
vs Northeastern	11/16/18	88-60	w	3-3-0	12-3-4	6-7-2
vs Purdue	11/18/18	89-83	w	2-2-0	13-2-0	3-2-0
SAINT FRANCIS (PA)	11/24/18	75-37	w	8-4-3	4-5-0	15-7-1
at Penn State	11/27/18	62-63	L	0-1-0	14-9-1	16-4-1
CENTRAL CONN. ST.	12/01/18	94-40	w	0-5-1	18-5-5	15-6-1
VMI	12/05/18	89-68	w	12-5-2	9-5-2	9-11-1
SOUTH CAROLINA ST.	12/09/18	81-44	w	9-4-0	12-13-5	9-6-1
vs Washington	12/15/18	73-61	w	6-6-0	10-1-0	8-6-3
N.C. A&T	12/19/18	82-60	w	13-6-1	17-9-3	3-5-0
UMES	12/28/18	85-40	w	11-6-2	15-6-1	6-5-2
NOTRE DAME	01/01/19	81-66	w	2-1-0	21-7-2	14-5-0
BOSTON COLLEGE	01/05/19	77-66	w	4-3-0	20-7-0	6-1-2
at Georgia Tech	01/09/19	52-49	w	4-4-0	14-10-1	2-4-0
at Virginia	01/15/19	59-81	L	4-1-0	6-1-2	7-3-0
WAKE FOREST	01/19/19	87-71	w	2-1-0	11-4-1	14-3-1
at North Carolina	01/21/19	82-103	L	DNP	19-17-5	3-3-3
SYRACUSE	01/26/19	78-56	w	DNP	6-5-3	9-7-2
at Miami (FL)	01/30/19	82-70	w	DNP	1-9-2	11-3-0
at NC State	02/02/19	47-24	w	DNP	13-13-3	0-6-0
LOUISVILLE	02/04/19	64-72	L	DNP	21-5-1	12-7-0
at Clemson	02/09/19	51-59	L	DNP	17-7-1	10-8-3
GEORGIA TECH	02/13/19	76-68	w	2-1-0	16-4-8	20-3-1
at Pitt	02/16/19	70-64	w	0-0-0	29-9-3	7-9-0
VIRGINIA	02/18/19	58-64	L	0-0-0	23-13-0	3-5-0
at Notre Dame	02/23/19	67-59	w	2-3-0	22-14-3	9-6-0
DUKE	02/26/19	77-72	w	1-1-0	23-10-0	11-2-1
at Florida State	03/05/19	64-73	L	2-3-1	9-5-4	10-6-0
MIAMI (FL)	03/08/19	84-70	w	2-1-0	8-8-7	19-4-2
vs Miami (FL)	03/13/19	71-56	w	2-3-0	19-10-4	14-8-0
vs Florida St.	03/14/19	63-65	L	2-0-0	17-9-3	0-5-1
vs Saint Louis	03/22/19	66-52	w	2-0-0	15-3-2	7-7-1
vs Liberty	03/24/19	67-58	w	0-0-0	19-9-1	10-11-0
vs Duke	03/29/19	73-75	L	0-1-0	18-16-5	5-0-0





Mike YOUNG

- First season at Virginia Tech
- 18th as a coach in Division I
- Produced three AP All-America selections
- Took Wofford to five NCAA Tournament appearances

The Young File

PERSONAL

BORN: May 1, 1963
 HOMETOWN: Radford, Virginia
 FAMILY: Wife (Margaret), Children (Cooper & Davis)
 COACHING RECORD AT VIRGINIA TECH: 0-0 (1st year)
 CAREER HEAD COACHING RECORD: 299-244 (.551)

EDUCATION

Emory & Henry (1986)
 JOINED TECH STAFF: April 7, 2019
 YEARS OF COLLEGIATE HEAD COACHING: 17
 YEARS OF COLLEGIATE COACHING: 33

COACHING CAREER

Year	School
1986-88	Assistant Coach, Emory & Henry
1988-89	Assistant Coach, Radford
1989-02	Assistant Coach, Wofford
2002-19	Head Coach, Wofford
2019-present	Head Coach, Virginia Tech

ACCOMPLISHMENTS

Five NCAA Tournaments

2019, 2015, 2014, 2011, 2010

Five SoCon Tournament Championships

2019, 2015, 2014, 2011, 2010

Four SoCon Regular-Season Titles

2019, 2015, 2011, 2010

Two-time National Coach of the Year

2019 (Sporting News), 2010 (Hugh Durham)

Three AP All-America Selections

Fletcher Magee (2018-19) Karl Cochran (2014-15) Noah Dahlman (2009-10)

Four SoCon Player of the Years

Fletcher Magee (2017-18, 2018-19) Karl Cochran (2014-15) & Noah Dahlman (2009-10)

All-SoCon

24 selections (Coaches) 34 selections (media)

Mike Young begins his first season as the head men's basketball coach at Virginia Tech. The veteran head coach comes home to the New River Valley with a wealth of experience and the desire and focus to lead this Hokies program in its quest to be among the best in the ACC and the nation.

Since arriving in Blacksburg, Young has worked diligently to assemble a top-level coaching staff. Along with that staff, Young has devoted countless hours toward putting together a competitive roster for the 2019-20 season and making a noticeable impact on the always evolving national recruiting community.

The Radford, Virginia native joins the Hokies after a record-setting 17-year tenure as the head coach at Wofford. The Terriers posted a 30-5 overall record in 2018-19, including a perfect 18-0 mark in Southern Conference play, and registered a convincing 84-68 win over Seton Hall in the first round of the 2019 NCAA Tournament.

The 2019 Sporting News Coach of the Year, Young finished third in last season's Associated Press Coach of the Year voting behind Texas Tech's Chris Beard and Houston's Kelvin Sampson. In his 17 seasons at the helm as head coach of Wofford College, Young built the Terriers into one of the Southern Conference's preeminent programs and a perennial NCAA Tournament participant. He guided Wofford to five NCAA Tournament berths over the past 10 seasons and five Southern Conference championships. In addition to the on-court success of his teams, 100 percent of Young's student-athletes at Wofford who completed their eligibility graduated.

In addition to owning numerous coaching accolades, Young currently serves as a member of the NCAA's Men's Basketball Ethics Committee.

Young compiled a 299-244 (.551) overall record at Wofford and earned Southern Conference Coach of the Year honors four times (2010, 2014, 2015 and 2019). Under his guidance, the Terriers registered an impressive list of nonconference wins, including ones over the likes of Auburn, Cincinnati, Clemson, Georgia, Georgia Tech, NC State, Purdue, Seton Hall, South Carolina, Virginia Tech, Xavier and Wake Forest. Arguably the most compelling nonconference victory of his tenure at Wofford came on Dec. 20, 2017 when the Terriers faced then-No. 5 North Carolina at the Dean Smith Center in Chapel Hill, North Carolina and registered a 79-75 victory over head coach Roy Williams and the Tar Heels.

Prior to assuming the head coaching reins for the Terriers in 2002-03, Young was an assistant coach to current Wofford Director of Athletics Richard Johnson. Young came to Wofford after serving as a graduate assistant for one year under Oliver Purnell at Radford University.

A 1986 graduate of Emory & Henry College, he was a four-year letterman in basketball for coach Bob Johnson and the team captain his junior and senior seasons. He credits Johnson for having a major influence on his playing and coaching career.

Upon his graduation, Young became a full-time assistant coach for two years at Emory & Henry before moving on to Radford. Another of Young's mentors is Fletcher Arritt, longtime coach of Fork Union (Va.) Military Academy. Young played one season for him before attending Emory & Henry. In the summer of 2015, Young was inducted into the Emory & Henry College Sports Hall of Fame, as well as the Radford High School Hall of Fame.

Young and wife Margaret have a daughter, Cooper, a student at the University of the South, and a son, Davis, who is attending Blacksburg High School.





HUNTER CATTOOR (cuH-TOUR)

Freshman | 6-3 | 205
G | Orlando, Fla.

High School
Bishop Moore

Major: Business

0

AT THE RIM

- Originally committed to Wofford, but signed with the Hokies after Virginia Tech's hiring of Mike Young.
- Four-year letterwinner at Bishop Moore High School under head coach Jim Yarbrough.
- FHSAA 6A first-team All-State.
- District Player of the Year.
- All-City first-team.
- Averaged 18.9 points, 5.7 rebounds, 2.8 assists and 3.2 steals per game as a senior.
- Scored 1,420 career points in high school.
- A three-star on 247 Sports.
- Rated as the 42nd-best player in the state of Florida.
- Four-year team captain.
- Also played quarterback on Bishop Moore's football team for one season.
- Academic honor roll.

CAREER/ SEASON HIGHS

- Minutes
- Points
- Rebounds
- Assists
- Blocks
- Steals
- Field Goals Made
- 3-pointers Made
- Free Throws Made

GAME-BY-GAME STATS



ISAIAH WILKINS

Sophomore | 6-4 | 225
G | Winston-Salem, N.C.

High School
Mount Tabor

Major: Communications

1

AT THE RIM

- Played in 34 games, starting one of those (Central Connecticut State on Dec 1) in 2018-19.
- Registered two points, one rebound, two assists and a steal versus Duke in the Sweet 16.
- Scored in double figures for the second straight game for the first time of his career, posting 10 points and three rebounds vs. Miami (Fla) in the second round of the ACC Tournament.
- Dropped the second-most points of his career versus VMI, pouring in 13 while chipping in two rebounds and a steal.
- Opened the season with a career-high 21 points on 7-of-10 shooting with five triples, as well as three rebounds, one assist and one steal against Gardner-Webb.

CAREER/ SEASON HIGHS

- Minutes28 vs Georgia Tech (2/13/19)
- Points 21 vs Gardner-Webb (11/9/18)
- Rebounds 8 vs St. Francis (Pa.) (11/24/18)
- Assists3 vs Washington (12/15/18)
- Blocks..... 2 vs Northeastern (11/16/18)
- Steals.....2, 2x, last vs Wake Forest (1/19/19)
- Field Goals Made7 vs Gardner-Webb (11/9/18)
- 3-pointers Made 5 vs Gardner-Webb (11/19/18)
- Free Throws Made3, 3x, last at Notre Dame (2/23/19)

GAME-BY-GAME STATS

Opponent	Date	gs	min	Total		3-Pointers		Free throws		Rebounds		pf	a	t/o	blk	stl	pts	avg	
				fg-fga	pct	3fg-fga	pct	ft-fa	pct	off	def								tot
GARDNER-WEBB	11/09/18	27	7-10	.700	5-7	.714	2-2	1.000	2	1	3	3.0	0	1	0	0	1	21	21.0
vs Ball State	11/15/18	22	1-5	.200	0-4	.000	0-0	.000	0	5	5	4.0	1	1	0	0	2	11.5	
vs Northeastern	11/16/18	14	2-4	.500	1-2	.500	0-0	.000	1	0	1	3.0	1	1	0	2	0	5	9.3
vs Purdue	11/18/18	4	0-1	.000	0-0	.000	0-0	.000	0	0	0	2.3	1	1	0	0	0	7.0	
SAINT FRANCIS (PA)	11/24/18	13	2-4	.500	1-2	.500	3-4	.750	3	5	8	3.4	2	1	2	0	0	8	7.2
CENTRAL CONN. ST.	12/01/18	18	3-4	.750	1-2	.500	1-2	.500	0	2	2	3.2	1	0	0	1	8	7.3	
VMI	12/05/18	16	5-7	.714	1-3	.333	2-3	.667	1	1	2	3.0	1	2	1	0	1	13	8.1
SOUTH CAROLINA ST.	12/09/18	19	1-4	.250	1-2	.500	1-2	.500	3	0	3	3.0	2	1	1	0	2	4	7.6
vs Washington	12/15/18	15	1-6	.167	1-3	.333	0-0	.000	2	2	4	3.1	0	3	2	0	0	3	7.1
N.C. A&T	12/19/18	18	0-2	.000	0-0	.000	2-2	1.000	0	0	0	2.8	1	0	1	0	0	2	6.6
UMES	12/28/18	16	1-1	1.000	0-0	.000	3-4	.750	1	1	2	2.7	1	1	0	0	0	5	6.5
NOTRE DAME	01/01/19	3	0-0	.000	0-0	.000	0-0	.000	0	0	0	2.5	0	0	0	0	0	0	5.9
BOSTON COLLEGE	01/05/19	6	1-2	.500	1-1	1.000	0-0	.000	1	0	1	2.4	1	0	2	0	0	3	5.7
at Georgia Tech	01/09/19	10	1-3	.333	1-2	.500	0-0	.000	0	0	0	2.2	0	0	0	0	0	3	5.5
at Virginia	01/15/19	3	0-2	.000	0-1	.000	0-0	.000	0	0	0	2.1	1	0	0	0	0	0	5.1
WAKE FOREST	01/19/19	11	3-5	.600	0-2	.000	0-0	.000	0	1	1	2.0	1	1	1	0	2	6	5.2
at North Carolina	01/21/19	13	1-1	1.000	0-0	.000	0-0	.000	0	1	1	1.9	0	0	0	0	1	2	5.0
SYRACUSE	01/26/19	14	3-4	.750	0-0	.000	0-0	.000	0	2	2	1.9	2	1	1	0	1	6	5.1
at Miami (FL)	01/30/19	16	1-1	1.000	0-0	.000	0-0	.000	0	2	2	1.9	0	0	0	0	1	2	4.9
at NC State	02/02/19	17	1-2	.500	1-1	1.000	2-4	.500	3	4	7	2.2	2	0	1	0	0	5	4.9
LOUISVILLE	02/04/19	12	2-2	1.000	1-1	1.000	0-0	.000	0	1	1	2.1	5	0	1	0	1	5	4.9
at Clemson	02/09/19	14	0-5	.000	0-1	.000	0-0	.000	2	1	3	2.2	3	0	1	0	0	0	4.7
GEORGIA TECH	02/13/19	28	3-6	.500	2-3	.667	1-1	1.000	4	2	6	2.3	3	2	1	0	0	9	4.9
at Pitt	02/16/19	16	1-3	.333	1-3	.333	0-0	.000	0	1	1	2.3	2	0	0	0	0	3	4.8
VIRGINIA	02/18/19	7	1-1	1.000	0-0	.000	0-0	.000	0	0	0	2.2	0	0	0	0	1	2	4.7
at Notre Dame	02/23/19	16	2-3	.667	1-1	1.000	3-4	.750	4	3	7	2.4	0	0	2	0	1	8	4.8
DUKE	02/26/19	17	2-4	.500	0-1	.000	0-0	.000	0	1	1	2.3	1	0	0	0	1	4	4.8
at Florida State	03/05/19	12	0-0	.000	0-0	.000	0-0	.000	1	2	3	2.4	1	0	0	0	1	0	4.6
MIAMI (FL)	03/08/19	20	5-7	.714	1-3	.333	0-0	.000	2	0	2	2.3	1	0	2	0	0	11	4.8
vs Miami (FL)	03/13/19	22	3-6	.500	2-4	.500	2-2	1.000	0	3	3	2.4	2	0	1	0	1	10	5.0
vs Florida St.	03/14/19	21	2-6	.333	0-2	.000	1-1	1.000	0	3	3	2.4	1	1	0	0	1	5	5.0
vs Saint Louis	03/22/19	12	1-3	.333	0-1	.000	0-0	.000	1	0	1	2.3	0	1	0	0	0	2	4.9
vs Liberty	03/24/19	6	0-0	.000	0-0	.000	0-0	.000	0	2	2	2.3	0	0	0	0	0	0	4.8
vs Duke	03/29/19	10	1-3	.333	0-2	.000	0-0	.000	0	1	1	2.3	0	2	0	0	1	2	4.7
Totals		1	488	57-117	.487	22-54	.407	23-31	.742	31	47	78	2.3	37	20	2	18	159	4.7





LANDERS NOLLEY II (NAH-lee)

Redshirt Freshman | 6-7 | 225
G/F | Atlanta, Ga.

High School
Langston Hughes

Major: Public Health

2

2018-19 ACC Academic Honor Roll

AT THE RIM

- Attended Langston Hughes High School in Fairburn, Georgia, lettering two years.
- Holds the school record for most career points.
- His jersey has been retired.
- Two-time All-Metro Player of the Year.
- Atlanta Journal-Constitution Player of the Year and All-State as a senior.
- Had 26 points, six rebounds and four blocks in the 2017 state 6A title game, leading Langston Hughes to first of two state titles.
- Averaged 25 points and seven rebounds as a junior.
- Led state of Georgia in scoring as a senior.
- Recorded a 56-point game and holds school record for 10 three-pointers in a game.
- Won a 4A state championship with Curie High School in Chicago, Illinois as a sophomore, therefore leading his high school team to three consecutive state titles in two different states.

CAREER/ SEASON HIGHS

Minutes
Points
Rebounds
Assists
Blocks
Steals
Field Goals Made
3-pointers Made
Free Throws Made

GAME-BY-GAME STATS



WABISSA BEDE (wa-BEE-sah BEE-dee)

Junior | 6-0 | 200
G | North Andover, Mass.

High School
Cushing Academy

Major: Communications

3

2018-19 ACC Academic Honor Roll

AT THE RIM

- Played in 35 games, starting 28 of those in 2018-19.
- Recorded 10 points, two rebounds and an assist against Duke in the Sweet 16.
- Posted back-to-back ACC best in scoring, turning in nine points, three rebounds, two assists and tied a career-high four steals at No 23/22 NC State.
- Dropped a career-high 14 points on 5-of-6 shooting, including a perfect 4 for 4 from downtown, as well as seven rebounds and six assists against Maryland Eastern Shore.


CAREER/ SEASON HIGHS

Minutes41 at No. 14 Florida State (3/5/19)
Points14 vs UMES (12/28/18)
Rebounds8, 2x, last at No. 14 Florida State (3/5/19)
Assists7 at Pitt (2/16/19)
Blocks2 vs The Citadel (11/12/17)
Steals4, 3x, last at Clemson (2/9/19)
Field Goals Made5 vs UMES (12/28/18)
3-pointers Made4 vs UMES (12/28/18)
Free Throws Made6 vs Houston Baptist (11/21/17)

GAME-BY-GAME STATS

Opponent	Date	gs	min	Total		3-Pointers		Free throws		Rebounds					pts	avg					
				fg-fga	pct	3fg-fga	pct	ft-fa	pct	off	def	tot	avg	pf			a	to	bik	stl	
GARDNER-WEBB	11/09/18	*	16	1-4	.250	0-2	.000	0-2	.000	0	2	2	2.0	3	3	1	0	4	2	2.0	
vs Ball State	11/15/18	*	18	2-4	.500	2-3	.667	0-0	.000	1	2	3	2.5	2	1	0	0	0	6	4.0	
vs Northeastern	11/18/18	*	29	3-4	.750	2-2	1.000	0-0	.000	0	3	3	2.7	1	3	0	0	1	8	5.3	
vs Purdue	11/18/18	*	19	0-3	.000	0-3	.000	0-0	.000	1	1	2	2.5	3	3	1	0	0	0	4.0	
SAINT FRANCIS (PA)	11/24/18	*	24	0-4	.000	0-3	.000	0-0	.000	0	2	2	2.4	0	3	2	0	0	0	3.2	
at Penn State	11/27/18	*	11	0-0	.000	0-0	.000	0-0	.000	0	1	1	2.2	1	3	0	0	1	0	2.7	
CENTRAL CONN. ST.	12/05/18	*	18	3-3	1.000	2-2	1.000	0-0	.000	1	2	3	2.3	1	2	0	0	1	8	3.4	
PMU	12/05/18	*	19	3-6	.500	1-3	.333	0-0	.000	0	3	3	2.4	2	0	0	0	0	7	3.8	
SOUTH CAROLINA ST.	12/09/18	*	16	0-0	.000	0-0	.000	0-0	.000	0	1	1	2.2	0	1	0	1	0	1	0	3.4
vs Washington	12/15/18	*	12	1-2	.500	0-1	.000	0-0	.000	0	1	1	2.1	1	0	1	0	1	0	2	3.3
N.C. A&T	12/19/18	*	15	1-4	.250	0-1	.000	0-0	.000	0	0	0	1.9	0	1	0	1	0	2	2	3.2
UMES	12/28/18	*	34	5-6	.833	4-4	1.000	0-0	.000	0	7	7	2.3	2	6	3	0	1	14	4.1	
NOTRE DAME	01/01/19	*	22	1-2	.500	1-2	.500	0-0	.000	0	0	0	2.2	0	3	0	0	0	3	4.0	
BOSTON COLLEGE	01/05/19	*	30	1-4	.250	1-3	.333	0-0	.000	0	3	3	2.2	2	3	0	0	2	3	3.9	
at Georgia Tech	01/09/19	*	13	0-1	.000	0-1	.000	0-0	.000	0	1	1	2.1	3	1	0	0	1	0	3.7	
at Virginia	01/15/19	*	33	0-1	.000	0-0	.000	0-0	.000	0	3	3	2.2	0	1	2	1	3	0	3.4	
WAKE FOREST	01/19/19	*	26	1-1	1.000	1-1	1.000	2-2	1.000	0	1	1	2.1	3	5	1	0	0	5	3.5	
at North Carolina	01/21/19	*	23	1-3	.333	0-1	.000	0-0	.000	0	1	1	2.1	2	2	3	0	0	2	3.4	
SYRACUSE	01/26/19	*	18	0-1	.000	0-1	.000	0-0	.000	0	2	2	2.1	1	0	1	0	2	0	3.3	
at Miami (FL)	01/30/19	*	37	3-3	1.000	1-1	1.000	0-1	.000	0	1	1	2.0	2	2	4	0	1	7	3.5	
at NC State	02/02/19	*	40	3-5	.600	3-4	.750	0-0	.000	0	3	3	2.0	3	2	1	0	4	9	3.7	
LOUISVILLE	02/04/19	*	38	0-2	.000	0-1	.000	0-0	.000	1	3	4	2.1	1	5	1	0	0	0	3.5	
at Clemson	02/09/19	*	39	0-7	.000	0-2	.000	0-0	.000	1	5	6	2.3	1	3	1	0	4	0	3.4	
GEORGIA TECH	02/13/19	*	19	1-1	1.000	0-0	.000	0-0	.000	0	2	2	2.3	4	1	2	0	0	2	3.3	
at Pitt	02/16/19	*	33	1-4	.250	0-2	.000	0-2	.000	0	1	1	2.2	3	7	3	1	2	2	3.3	
VIRGINIA	02/18/19	*	19	0-4	.000	0-3	.000	0-0	.000	0	1	1	2.2	3	3	0	0	0	0	3.2	
at Notre Dame	02/23/19	*	35	2-7	.286	0-3	.000	2-2	1.000	1	7	8	2.4	2	3	2	0	3	6	3.3	
DUKE	02/26/19	*	32	2-7	.286	2-5	.400	2-2	1.000	0	2	2	2.4	2	2	1	0	1	8	3.4	
at Florida State	03/05/19	*	41	3-8	.375	0-4	.000	0-0	.000	0	8	8	2.6	2	3	0	0	1	6	3.5	
MIAMI (FL)	03/08/19	*	25	3-4	.750	0-1	.000	0-0	.000	0	0	0	2.5	2	2	0	0	2	6	3.6	
vs Miami (FL)	03/13/19	*	32	3-4	.750	0-0	.000	0-0	.000	1	1	2	2.5	2	5	1	1	1	6	3.7	
vs Florida St.	03/14/19	*	32	1-5	.200	0-1	.000	0-0	.000	0	3	3	2.5	2	2	1	0	0	2	3.6	
vs Saint Louis	03/22/19	*	23	0-3	.000	0-0	.000	1-2	.500	0	3	3	2.5	1	2	1	0	1	1	3.5	
vs Liberty	03/24/19	*	18	2-4	.500	1-1	1.000	0-0	.000	0	1	1	2.5	0	1	0	1	0	1	5	3.6
vs Duke	03/29/19	*	25	4-6	.667	2-4	.500	0-0	.000	1	1	2	2.5	0	1	1	0	0	10	3.8	
Totals			26	884	51-127	402	23-65	.354	7-13	538	8	78	86	2.5	58	82	37	3	38	132	3.8
Season	gp-gs	min/avg	fg-fga	pct	3fg-fga	pct	ft-fa	pct	off	def	tot	avg	pf	fo	ast	to	bik	stl	pts	avg	
2017-18	28-0	233/8.3	25-51	.490	9-17	.529	11-18	.611	4	20	24	0.9	27	1	23	9	3	7	70	2.5	
2018-19	35-26	884/25.3	51-127	.402	23-65	.354	7-13	.538	8	78	86	2.5	58	0	82	37	3	38	132	3.8	
TOTAL	63-26	1117/17.7	76-178	.427	32-82	.390	18-31	.581	12	98	110	1.7	85	1	105	46	6	45	202	3.2	





NAHIEM ALLEYNE (na-HEEM ah-LEAN)

Freshman | 6-3 | 195
G | Buford, Ga.

High School
Mountain View

Major: University Studies

4

AT THE RIM

- Two-year letterwinner at Mountain View High School under head coach BJ Roy.
- GHSA All-State.
- All-Region.
- Averaged 17.2 points per game and made 63 three-pointers in the 2018-19 season.
- A three-star on 247 Sports.
- Ranked as the 21st-best player in the state of Georgia.

CAREER/ SEASON HIGHS

Minutes
 Points
 Rebounds
 Assists
 Blocks.....
 Steals.....
 Field Goals Made
 3-pointers Made
 Free Throws Made.....

GAME-BY-GAME STATS



JONATHAN KABONGO (kuh-BONGO)

Sophomore | 6-4 | 195
G | Toronto, Canada

High School
Thornlea Secondary

Major: Creative Writing

10

AT THE RIM

- Played in 21 games in 2018-19.
- Hit a 3-pointer, pulled down two rebounds and swatted a shot against Miami (Fla) in the second round of the ACC Tournament.
- Tied a career high and scored an ACC-high six points at Pitt, while collecting ACC highs in three categories—two rebounds, one assist and a steal in his second-most minutes of the season with 13.
- Scored his first points in ACC action, coming off the bench in the final minute and making a layup versus Syracuse.
- Played in his first league game against Wake Forest .
- Scored his first points as a Hokie against Central Connecticut State, nailing a 3-pointer.
- Played in the season opener against Gardner-Webb, earning his first assist.

CAREER/ SEASON HIGHS

Minutes 14 vs UMEs (12/28/18)
 Points 6, 2x, last at Pitt (2/16/19)
 Rebounds 3, 2x, last vs Miami (Fla.) (3/13/19)
 Assists 1, 4x, last at Pitt (2/16/19)
 Blocks.....
 Steals..... 1, 3x, last at Notre Dame (2/23/19)
 Field Goals Made 2, 2x, last at Pitt (2/16/19)
 3-pointers Made 2 at Pitt (2/16/19)
 Free Throws Made 1, 2x, last vs No. 3 Virginia (2/18/19)

GAME-BY-GAME STATS

Opponent	Date	gs	min	Total		3-Pointers		Free throws		Rebounds			pf	a	t/o	blk	stl	pts	avg
				fg-fga	pct	3fg-fga	pct	ft-fa	pct	off	def	tot							
GARDNER-WEBB	11/09/18	4	0-0	.000	0-0	.000	0-0	.000	0	0	0	0.0	1	1	1	0	0	0	0.0
vs Ball State	11/15/18	1	0-0	.000	0-0	.000	0-0	.000	0	0	0	0.0	0	0	1	0	0	0	0.0
vs Northeastern	11/16/18	3	0-0	.000	0-0	.000	0-0	.000	0	2	2	0.7	0	0	1	0	0	0	0.0
SAINT FRANCIS (PA)	11/24/18	5	0-1	.000	0-1	.000	0-0	.000	0	0	0	0.5	1	0	0	0	0	0	0.0
CENTRAL CONN. ST.	12/01/18	6	1-4	.250	1-4	.250	0-1	.000	0	0	0	0.4	0	0	0	0	0	3	0.6
/MI	12/05/18	8	1-2	.500	1-2	.500	0-0	.000	0	1	1	0.5	0	1	0	0	0	3	1.0
SOUTH CAROLINA ST.	12/09/18	6	1-3	.333	0-1	.000	0-0	.000	0	1	1	0.6	1	1	0	0	1	2	1.1
JMES	12/28/18	14	2-5	.400	1-4	.250	1-2	.500	0	0	0	0.5	1	0	0	0	0	6	1.8
WAKE FOREST	01/19/19	1	0-0	.000	0-0	.000	0-0	.000	0	0	0	0.4	0	0	0	0	0	0	1.6
SYRACUSE	01/26/19	1	1-1	1.000	0-0	.000	0-0	.000	0	0	0	0.4	0	0	0	0	0	2	1.6
at NC State	02/02/19	5	0-1	.000	0-1	.000	0-0	.000	0	1	1	0.5	0	0	0	0	0	0	1.5
LOUISVILLE	02/04/19	1	0-0	.000	0-0	.000	0-0	.000	0	0	0	0.4	0	0	0	0	0	0	1.3
at Clemson	02/09/19	8	1-3	.333	1-3	.333	0-0	.000	0	0	0	0.4	0	0	0	0	0	3	1.5
at Pitt	02/16/19	13	2-3	.667	2-2	1.000	0-0	.000	0	2	2	0.5	3	1	0	0	1	6	1.8
/IRGINIA	02/18/19	9	1-1	1.000	0-0	.000	1-1	1.000	0	1	1	0.5	1	0	0	0	0	3	1.9
at Notre Dame	02/23/19	2	0-1	.000	0-1	.000	0-0	.000	0	0	0	0.5	1	0	0	0	1	0	1.8
JUKE	02/26/19	1	0-0	.000	0-0	.000	0-0	.000	0	1	1	0.5	0	0	0	0	0	0	1.6
MIAMI (FL)	03/08/19	5	0-0	.000	0-0	.000	0-0	.000	0	0	0	0.5	0	0	0	0	0	0	1.6
vs Miami (FL)	03/13/19	8	1-3	.333	1-3	.333	0-0	.000	0	2	2	0.6	1	0	1	1	0	3	1.6
vs Florida St.	03/14/19	1	0-0	.000	0-0	.000	0-0	.000	0	0	0	0.6	0	0	0	0	0	0	1.6
vs Saint Louis	03/22/19	0	0-0	.000	0-0	.000	0-0	.000	0	1	1	0.6	0	0	0	0	0	0	1.5
Totals		0	102	11-28	.393	7-22	.318	2-4	.500	0	12	12	0.6	10	4	4	1	3	1.5

Season	gp-gs	min/avg	Total		3-Point		F-Throws		Rebounds			Scoring								
			fg-fga	pct	fg-fga	pct	ft-fa	pct	off	def	tot	avg	pf	fo	ast	to	blk	stl	pts	avg
2018-19	21-0	102/4.9	11-28	.393	7-22	.318	2-4	.500	0	12	12	0.6	10	0	4	4	1	3	31	1.5
TOTAL	21-0	102/4.9	11-28	.393	7-22	.318	2-4	.500	0	12	12	0.6	10	0	4	4	1	3	31	1.5






BRENDAN PALMER

Sophomore | 6-4 | 195
G | Winston-Salem, N.C.

High School
Forsyth Country Day

Major: Public Health

11



GRANT YATES

Sophomore | 6-8 | 210
F | Gainesville, Va.

High School
Battlefield

Major: Business

13

2018-19 ACC Academic Honor Roll

AT THE RIM

- Played in his first ACC game against Miami (Fla.).
- Appeared versus Central Connecticut State.
- Came in against St. Francis (Pa.).
- College debut was versus Northeastern.
- Member of the National Honor Society.
- Lettered previous season at Calvary Day School, where he also ran track.

CAREER/ SEASON HIGHS

Minutes 1, 3x, last vs Miami (Fla.) (3/8/19)
Points
Rebounds
Assists
Blocks
Steals
Field Goals Made
3-pointers Made
Free Throws Made

GAME-BY-GAME STATS

Opponent	Date	gs	min	Total		3-Pointers		Free throws		Rebounds					pts	avg									
				fg-fga	pct	3fg-fga	pct	ft-fga	pct	off	def	tot	avg	pf			a	t/o	blk	stl					
vs Northeastern	11/16/18	1	0-0	.000	0-0	.000	0-0	.000	0	0	0	0	0	0	0	0	0	0	0	0	0	0	0	0	
vs SAINT FRANCIS (PA)	11/24/18	0	0-0	.000	0-0	.000	0-0	.000	0	0	0	0	0	0	0	0	0	0	0	0	0	0	0	0	0
vs CENTRAL CONN. ST.	12/01/18	1	0-0	.000	0-0	.000	0-0	.000	0	0	0	0	0	0	0	0	0	0	0	0	0	0	0	0	0
vs MIAMI (FL)	03/08/19	1	0-0	.000	0-0	.000	0-0	.000	0	0	0	0	0	0	0	0	0	0	0	0	0	0	0	0	0
Totals		0	3	0-0	.000	0-0	.000	0-0	.000	0	0	0	0	0	0	0	0	0	0	0	0	0	0	0	0

Season	gp-gs	min/avg	fg-fga	pct	3fg-fga	pct	ft-fga	pct	off	def	tot	avg	pf	fo	ast	to	blk	stl	pts	avg
118-19	4-0	3/0.8	0-0	.000	0-0	.000	0-0	.000	0	0	0	0.0	0	0	0	0	0	0	0	0
TOTAL	4-0	3/0.8	0-0	.000	0-0	.000	0-0	.000	0	0	0	0.0	0	0	0	0	0	0	0	0

AT THE RIM

- Walk-on at Virginia Tech after transferring from Christopher Newport University.
- At Christopher Newport, he appeared in 19 games as a freshman in the 2018-19 season.
- Scored 17 points and grabbed 11 rebounds on the season.

CAREER/ SEASON HIGHS

Minutes
Points
Rebounds
Assists
Blocks
Steals
Field Goals Made
3-pointers Made
Free Throws Made

GAME-BY-GAME STATS





JALEN CONE

Freshman | 5-10 | 170
G | Walkertown, N.C.

High School
Walkertown

Major: Undecided

15

AT THE RIM

- Walk-on at Four-year letterwinner at Walkertown High School under head coach Kevin Thompson.
 - Averaged 25.7 points and 6.6 assists per game in the 2018-19 season and 35.5 ppg in the 2017-18 season.
 - Won the Frank Spencer Award as the top player in Northwest North Carolina.
 - Top 100 prospect, ranked as the No. 8 point guard in the nation and a four-star prospect by 247Sports.com.
 - Reclassified from the 2020 class and graduated from high school this summer a year early.
 - Ranked 53rd in the ESPN 100 rankings for the Class of 2020.
 - Second-team All-State selection as a junior by USA Today and the North Carolina Basketball Coaches Association.
- Has a daughter named Ivy Faithe Cone.

CAREER/ SEASON HIGHS

Minutes

Points

Rebounds

Assists

Blocks.....

Steals.....

Field Goals Made

3-pointers Made

Free Throws Made

GAME-BY-GAME STATS



JOHN OJIAKO (OH-gee-ah-co)

Freshman | 6-10 | 240
F | Lagos, Nigeria

High School
Admiral Farragut

Major: Undecided

21

AT THE RIM

- Played at Admiral Farragut High School.
- Originally from Nigeria, played his high school basketball first in Kentucky and last year in St. Petersburg, Florida.
- Rated as No. 25 center in the nation and No. 10 player in Florida by ESPN.
- Three-star prospect on 247 Sports and Rivals.com ... No. 21 player in Florida by 247 Sports.
- Hopes to become a medical doctor.

CAREER/ SEASON HIGHS

Minutes

Points

Rebounds

Assists

Blocks.....

Steals.....

Field Goals Made

3-pointers Made

Free Throws Made

GAME-BY-GAME STATS





KEVE ALUMA ((Kev-aye)

Junior | 6-9 | 240
F | Berline, Md.

High School/Last School
Stephen Dcatur / Wofford

Major: Human Development

22

AT THE RIM

- Has played in 68 games, including starting 34 contests his sophomore season.
- Averaged seven points and seven rebounds per game in 2018-19.
- Racked up the second-most rebounds on the team with 239.
- Scored in double figures eight times and recorded two double-doubles
- Had a knack on the offensive glass, ranking fifth in the SoCon with 2.8 offensive rebounds per game in league action.
- In his free time, he enjoys playing soccer.

CAREER/ SEASON HIGHS

Minutes

Points

Rebounds

Assists

Blocks

Steals

Field Goals Made

3-pointers Made

Free Throws Made

GAME-BY-GAME STATS



TYRECE TYRECE (TIE-reese)

Redshirt Freshman | 6-1 | 205
Baton Rouge, La.

High School
Cushing Academt

Major: University Studies

23

AT THE RIM

- Redshirted last year after being a four-yeat starter in the state of Louisiana during prep days.
- All-Metro performer at McKinley as a senior.
- Averaged 22.0 points, 6.0 rebounds and 4.0 assists as a senior, leading Panthers to state semifinals.
- Second team All-State as a senior.
- First team all-district and All-Metro and second-team Class 5A all-state performer, averaging 17.8 points, 4.5 rebounds and 4.2 assists as a junior.

CAREER/ SEASON HIGHS

Minutes

Points

Rebounds

Assists

Blocks

Steals

Field Goals Made

3-pointers Made

Free Throws Made

GAME-BY-GAME STATS





BRANDEN JOHNSON

Graduate Student | 6-8 | 203
F | Garfield Heights, Ohio

High School
Harfield Heights, Ohio

Major: Curriculum and Instruction

24

AT THE RIM

- Played in 66 games with 46 starts.
- Averaged four points and four rebounds per game in 2018-19.
- Scored in double-figures in three games last season, including a double-double (11 points, 13 rebounds) against Birmingham-Southern.
- 2018-19 Preseason All-SWAC second team pick.

CAREER/ SEASON HIGHS

Minutes

Points

Rebounds

Assists

Blocks.....

Steals.....

Field Goals Made

3-pointers Made

Free Throws Made

GAME-BY-GAME STATS



RYAN PAYNE

Senior | 6-8 | 220
F | Mechansville , Va.

High School
Hanover

Major: Finance

25

AT THE RIM

- Three-year letterwinner at Hanover High School under head coach Darren Thornton.
- VHSL 4A first-team all-state.
- Conference 20 Player of the Year ... Three-time all-academic team.

CAREER/ SEASON HIGHS

Minutes

Points

Rebounds

Assists

Blocks.....

Steals.....

Field Goals Made

3-pointers Made

Free Throws Made

GAME-BY-GAME STATS



NCAA STATS

Statistic	National Rank	Conference Rank	Value	National Leader	Value	Conference Leader	Value
3-pt Field Goal Attempts (351 ranked)	71	5	831	Auburn	1,204	Duke	903
Assist Turnover Ratio (351 ranked)	25	4	1.35	Belmont	1.71	Virginia	1.59
Assists Per Game (351 ranked)	49	3	15.2	Belmont	19.5	North Carolina	18.8
Blocked Shots Per Game (350 ranked)	307	15	2.2	Duke	6.8	Duke	6.8
Defensive Rebounds per Game (351 ranked)	291	15	23.63	South Dakota St.	30.55	North Carolina	30.47
Fewest Fouls (351 ranked)	64	4	532	Notre Dame	455	Notre Dame	455
Fewest Turnovers (351 ranked)	83	5	393	Omaha	304	Notre Dame	306
Field-Goal Percentage (351 ranked)	48	3	47.0	Gonzaga	52.6	Duke	47.8
Field-Goal Percentage Defense (351 ranked)	34	8	40.8	Houston	36.8	Virginia	38.5
Free Throw Attempts (351 ranked)	206	11	606	South Fla.	1,018	Duke	803
Free Throws Made (351 ranked)	147	9	461	Texas Southern South Fla.	658 658	Florida St.	579
Free-Throw Percentage (351 ranked)	17	2	76.1	Incarnate Word	81.0	Louisville	77.7
Offensive Rebounds Per Game (351 ranked)	256	14	9.00	Portland St.	15.59	NC State	13.56
Personal Fouls Per Game (351 ranked)	23	4	15.2	Notre Dame	13.8	Notre Dame	13.8
Rebound Margin (351 ranked)	100	9	2.4	North Carolina	10.4	North Carolina	10.4
Scoring Defense (351 ranked)	11	2	62.1	Virginia	56.1	Virginia	56.1
Scoring Margin (351 ranked)	18	4	11.5	Gonzaga	22.8	Virginia	15.3
Scoring Offense (350 ranked)	145	6	73.5	Gonzaga	87.6	North Carolina	85.8
Steals Per Game (350 ranked)	113	8	6.7	FIU	10.6	Duke	9.1
Three Pt FG Defense (351 ranked)	80	7	32.7	Houston	27.9	Virginia	28.9
Three-Point Field Goals Per Game (351 ranked)	41	1	9.3	Winthrop	12.4	Virginia Tech	9.3
Three-Point Field-Goal Percentage (351 ranked)	8	2	39.4	Lehigh	42.3	Virginia	39.5
Total 3-point FGM (351 ranked)	24	1	327	Auburn	454	Virginia Tech	327
Total Assists (351 ranked)	34	5	531	Michigan St.	715	North Carolina	677
Total Blocks (350 ranked)	280	14	78	Duke	257	Duke	257
Total Rebounds (351 ranked)	196	12	1,142	Michigan St.	1,580	North Carolina	1,577
Total Rebounds Per Game (351 ranked)	306	15	32.63	North Carolina	43.81	North Carolina	43.81
Total Steals (351 ranked)	74	6	236	Auburn	369	Duke	346
Turnover Margin (348 ranked)	34	3	2.8	FIU	5.6	NC State	3.1
Turnovers Forced (351 ranked)	93	6	14.06	FIU	19.62	NC State	15.58
Turnovers Per Game (351 ranked)	44	3	11.2	Virginia	9.0	Virginia	9.0
Won-Lost Percentage (351 ranked)	33	5	74.3	Virginia	92.1	Virginia	92.1

Statistic	Player	National Rank	Conference Rank	Value	National Leader	Value	Conference Leader	Value
3-pt Field Goal Attempts (249 ranked)	Ahmed Hill	216	15	192	Chris Clemons, Campbell	389	Kyle Guy, Virginia	282
Assist Turnover Ratio (250 ranked)					Jalen Avery, Kent St.	5.05	Tre Jones, Duke	3.62
Assists Per Game (250 ranked)	Nickeil Alexander-Walker	154	11	4.0	Ja Morant, Murray St.	10.0	Ty Jerome, Virginia	5.5
Blocked Shots Per Game (248 ranked)					Brandon Gilbeck, Western Ill.	3.42	James Banks III, Georgia Tech	2.52
Defensive Rebounds per Game (249 ranked)					Mike Daum, South Dakota St.	9.30	John Mooney, Notre Dame	8.27
Double Doubles (210 ranked)	Kerry Blackshear	80	5	9	Devontae Cacok, UNCW	24	John Mooney, Notre Dame	20
Field-Goal Percentage (250 ranked)	Kerry Blackshear Nickeil Alexander-Walker	91 157	5 8	50.8 47.4	Brandon Clarke, Gonzaga	68.7	Zion Williamson, Duke	68.0
Free Throw Attempts (249 ranked)	Kerry Blackshear Nickeil Alexander-Walker	102 245	4 16	182 144	Jeremy Combs, Texas Southern	305	RJ Barrett, Duke	224
Free Throws Made (246 ranked)	Kerry Blackshear Nickeil Alexander-Walker	105 201	5 14	134 112	Deishuan Booker, Long Beach St.	250	Xavier Johnson, Pittsburgh	157
Free-Throw Percentage (249 ranked)	Nickeil Alexander-Walker	224	13	77.8	Gavin Peppers, Nicholls St.	92.4	Marcquise Reed, Clemson	84.3
Minutes Per Game (250 ranked)	Ahmed Hill Nickeil Alexander-Walker	90 163	7 11	35:21 34:16	Ky Bowman, Boston College	39:19	Ky Bowman, Boston College	39:19
Offensive Rebounds Per Game (250 ranked)	Kerry Blackshear	36	3	3.09	Cletrell Pope, Bethune-Cookman	4.32	Zion Williamson, Duke	3.52
Points Per Game (250 ranked)	Nickeil Alexander-Walker	186	8	16.2	Chris Clemons, Campbell	30.1	RJ Barrett, Duke	22.6
Rebounds Per Game (248 ranked)	Kerry Blackshear	144	12	7.5	Nico Carvacho, Colorado St.	12.9	John Mooney, Notre Dame	11.2
Steals Per Game (249 ranked)	Nickeil Alexander-Walker	55	6	1.88	Matisse Thybulle, Washington	3.50	Marcquise Reed, Clemson	2.13
Three-Point Field Goals Per Game (247 ranked)	Ty Outlaw Ahmed Hill	199 241	11 13	2.26 2.14	Fletcher Magee, Wofford	4.51	Kyle Guy, Virginia	3.16
Three-Point Field-Goal Percentage (123 ranked)					Derrick Jamerson, Norfolk St.	49.7	Cameron Johnson, North Carolina	45.7
Total 3-point FGM (247 ranked)	Ty Outlaw Ahmed Hill	135 175	8 13	79 75	Fletcher Magee, Wofford	158	Kyle Guy, Virginia	120
Total Assists (250 ranked)	Nickeil Alexander-Walker Justin Robinson	126 187	9 14	135 120	Ja Morant, Murray St.	331	Ty Jerome, Virginia	202
Total Blocks (237 ranked)					Brandon Clarke, Gonzaga	117	James Banks III, Georgia Tech	78
Total Field Goal Attempts (250 ranked)	Nickeil Alexander-Walker	209	15	401	Carsen Edwards, Purdue	703	RJ Barrett, Duke	702
Total Field Goals Made (243 ranked)	Nickeil Alexander-Walker Kerry Blackshear	171 200	11 14	190 184	Lamine Diane, CSUN	340	RJ Barrett, Duke	319
Total Minutes (250 ranked)	Ahmed Hill Nickeil Alexander-Walker	43 116	4 9	1237:21 1165:21	Payton Pritchard, Oregon	1348:18	Kyle Guy, Virginia	1343:23
Total Points (248 ranked)	Nickeil Alexander-Walker Kerry Blackshear	149 204	10 13	550 523	Chris Clemons, Campbell	993	RJ Barrett, Duke	860
Total Rebounds (246 ranked)	Kerry Blackshear	88	7	264	Nico Carvacho, Colorado St.	414	Luke Maye, North Carolina	376
Total Steals (231 ranked)	Nickeil Alexander-Walker	50	5	64	Matisse Thybulle, Washington	126	Zion Williamson, Duke	70
Triple Doubles (3 ranked)					Ja Morant, Murray St.	3	RJ Barrett, Duke	1



COMBINED SEASON STATS

RECORD:	OVERALL	HOME	AWAY	NEUTRAL
ALL GAMES	26-9	14-2	5-5	7-2
CONFERENCE	12-6	7-2	5-4	0-0
NON-CONFERENCE	14-3	7-0	0-1	7-2

#	Player	gp-gs	min	avg	Total		3-Point		F-Throw		Rebounds				pf	dq	a	to	blk	stl	pts	avg
					fg-fga	fg%	3fg-fga	3fg%	ft-fa	ft%	off	def	tot	avg								
04	N. Alexander-Walker	34-34	1168	34.4	190-401	.474	58-155	.374	112-144	.778	16	123	139	4.1	78	1	135	97	18	64	550	16.2
24	Kerry Blackshear Jr.	35-35	1048	29.9	184-362	.508	21-63	.333	134-182	.736	108	156	264	7.5	114	5	83	63	28	23	523	14.9
05	Justin Robinson	24-20	711	29.6	96-203	.473	41-98	.418	90-111	.811	14	62	76	3.2	35	0	120	66	2	39	323	13.5
13	Ahmed Hill	35-35	1236	35.3	164-370	.443	75-192	.391	56-69	.812	23	112	135	3.9	69	2	46	47	2	28	459	13.1
42	Ty Outlaw	35-20	1032	29.5	98-218	.450	79-174	.454	25-36	.694	34	149	183	5.2	82	1	31	20	14	18	300	8.6
01	Isaiah Wilkins	34-1	488	14.4	57-117	.487	22-54	.407	23-31	.742	31	47	78	2.3	37	1	20	20	2	18	159	4.7
03	Wabissa Bede	35-26	884	25.3	51-127	.402	23-65	.354	7-13	.538	8	78	86	2.5	58	0	82	37	3	38	132	3.8
14	P.J. Horne	29-4	378	13.0	42-74	.568	1-8	.125	12-16	.750	32	33	65	2.2	49	1	10	26	8	5	97	3.3
10	Jonathan Kabongo	21-0	102	4.9	11-28	.393	7-22	.318	2-4	.500	0	12	12	0.6	10	0	4	4	1	3	31	1.5
11	Brendan Palmer	4-0	3	0.8	0-0	.000	0-0	.000	0-0	.000	0	0	0	0.0	0	0	0	0	0	0	0	0.0
Team											49	55	104				13					
Total.....		35	7050		893-1900	.470	327-831	.394	461-606	.761	315	827	1142	32.6	532	11	531	393	78	236	2574	73.5
Opponents.....		35	7050		758-1856	.408	303-927	.327	353-489	.722	309	748	1057	30.2	575	-	428	491	108	176	2172	62.1

TEAM STATISTICS	VT	OPP	Date	Opponent	Score	Att.
SCORING	2574	2172	11/09/18	GARDNER-WEBB	w 87-59	7736
Points per game	73.5	62.1	11/15/18	vs Ball State	w 73-64	0
Scoring margin	+11.5	-	11/16/18	vs Northeastern	w 88-60	0
FIELD GOALS-ATT	893-1900	758-1856	11/18/18	vs Purdue	w 89-83	3985
Field goal pct	.470	.408	11/24/18	SAINT FRANCIS (PA)	w 75-37	7474
3 POINT FG-ATT	327-831	303-927	11/27/18	at Penn State	L 62-63	8373
3-point FG pct	.394	.327	12/01/18	CENTRAL CONN. ST.	w 94-40	9275
3-pt FG made per game	9.3	8.7	12/05/18	VMI	w 89-68	7748
FREE THROWS-ATT	461-606	353-489	12/09/18	SOUTH CAROLINA ST.	w 81-44	5305
Free throw pct	.761	.722	12/15/18	vs Washington	w 73-61	5456
F-Throws made per game	13.2	10.1	12/19/18	N.C. A&T	w 82-60	6681
REBOUNDS	1142	1057	12/28/18	UMES	w 85-40	7632
Rebounds per game	32.6	30.2	* 01/01/19	NOTRE DAME	w 81-66	8008
Rebounding margin	+2.4	-	* 01/05/19	BOSTON COLLEGE	w 77-66	7009
ASSISTS	531	428	* 01/09/19	at Georgia Tech	w 52-49	6166
Assists per game	15.2	12.2	* 01/15/19	at Virginia	L 59-81	14623
TURNOVERS	393	491	* 01/19/19	WAKE FOREST	w 87-71	9275
Turnovers per game	11.2	14.0	* 01/21/19	at North Carolina	L 82-103	21148
Turnover margin	+2.8	-	* 01/26/19	SYRACUSE	w 78-56	9275
Assist/turnover ratio	1.4	0.9	* 01/30/19	at Miami (FL)	w 82-70	6860
STEALS	236	176	* 02/02/19	at NC State	w 47-24	19500
Steals per game	6.7	5.0	* 02/04/19	LOUISVILLE	L 64-72	9275
BLOCKS	78	108	* 02/09/19	at Clemson	L 51-59	9000
Blocks per game	2.2	3.1	* 02/13/19	GEORGIA TECH	w 76-68	9275
ATTENDANCE	131793	197007	* 02/16/19	at Pitt	w 70-64	10289
Home games-Avg/Game	16-8237	10-11535	* 02/18/19	VIRGINIA	L 58-64	9275
Neutral site-Avg/Game	-	9-9073	* 02/23/19	at Notre Dame	w 67-59	8784
			* 02/26/19	DUKE	w 77-72	9275
			* 03/05/19	at Florida State	Lot 64-73	10611
			* 03/08/19	MIAMI (FL)	w 84-70	9275
			03/13/19	vs Miami (FL)	w 71-56	19691
			03/14/19	vs Florida St.	Lot 63-65	19691
			03/22/19	vs Saint Louis	w 66-52	12824
			03/24/19	vs Liberty	w 67-58	0
			03/29/19	vs Duke	L 73-75	20006

* = Conference game



CONFERENCE SEASON STATS

RECORD:	OVERALL	HOME	AWAY	NEUTRAL
ALL GAMES	12-6	7-2	5-4	0-0
CONFERENCE	12-6	7-2	5-4	0-0
NON-CONFERENCE	0-0	0-0	0-0	0-0

#	Player	gp-gs	min	avg	Total		3-Point		F-Throw		Rebounds				pf	dq	a	to	blk	stl	pts	avg
					fg-fga	fg%	3fg-fga	3fg%	ft-fta	ft%	off	def	tot	avg								
04	N. Alexander-Walker	18-18	640	35.6	88-207	.425	31-91	.341	72-94	.766	8	64	72	4.0	48	1	71	58	9	29	279	15.5
24	Kerry Blackshear Jr.	18-18	576	32.0	93-183	.508	12-31	.387	81-100	.810	62	86	148	8.2	60	3	46	35	13	11	279	15.5
13	Ahmed Hill	18-18	674	37.4	86-202	.426	31-101	.307	41-52	.788	10	65	75	4.2	38	1	24	27	0	11	244	13.6
05	Justin Robinson	9-9	240	26.7	36-76	.474	18-41	.439	30-36	.833	3	24	27	3.0	18	0	38	21	1	11	120	13.3
42	Ty Outlaw	18-11	564	31.3	52-119	.437	44-102	.431	19-26	.731	17	68	85	4.7	40	0	15	10	8	7	167	9.3
01	Isaiah Wilkins	18-0	235	13.1	27-51	.529	9-20	.450	6-9	.667	17	21	38	2.1	23	1	4	12	0	10	69	3.8
03	Wabissa Bede	18-15	523	29.1	22-65	.338	9-35	.257	6-9	.667	3	44	47	2.6	36	0	48	22	2	26	59	3.3
14	P.J. Horne	12-1	126	10.5	9-17	.529	1-3	.333	6-8	.750	10	9	19	1.6	20	0	1	9	1	2	25	2.1
10	Jonathan Kabongo	10-0	46	4.6	5-10	.500	3-7	.429	1-1	1.000	0	5	5	0.5	5	0	1	0	0	2	14	1.4
11	Brendan Palmer	1-0	1	1.0	0-0	.000	0-0	.000	0-0	.000	0	0	0	0.0	0	0	0	0	0	0	0	0.0
Team												21	27	48						8		
Total.....		18	3625		418-930	.449	158-431	.367	262-335	.782	151	413	564	31.3	288	6	248	202	34	109	1256	69.8
Opponents.....		18	3625		398-945	.421	168-491	.342	223-297	.751	156	383	539	29.9	298	-	225	224	56	95	1187	65.9

TEAM STATISTICS	VT	OPP	Date	Opponent	Score	Att.
SCORING	1256	1187	* 01/01/19	NOTRE DAME	W 81-66	8008
Points per game	69.8	65.9	* 01/05/19	BOSTON COLLEGE	W 77-66	7009
Scoring margin	+3.8	-	* 01/09/19	at Georgia Tech	W 52-49	6166
FIELD GOALS-ATT	418-930	398-945	* 01/15/19	at Virginia	L 59-81	14623
Field goal pct	.449	.421	* 01/19/19	WAKE FOREST	W 87-71	9275
3 POINT FG-ATT	158-431	168-491	* 01/21/19	at North Carolina	L 82-103	21148
3-point FG pct	.367	.342	* 01/26/19	SYRACUSE	W 78-56	9275
3-pt FG made per game	8.8	9.3	* 01/30/19	at Miami (FL)	W 82-70	6860
FREE THROWS-ATT	262-335	223-297	* 02/02/19	at NC State	W 47-24	19500
Free throw pct	.782	.751	* 02/04/19	LOUISVILLE	L 64-72	9275
F-Throws made per game	14.6	12.4	* 02/09/19	at Clemson	L 51-59	9000
REBOUNDS	564	539	* 02/13/19	GEORGIA TECH	W 76-68	9275
Rebounds per game	31.3	29.9	* 02/16/19	at Pitt	W 70-64	10289
Rebounding margin	+1.4	-	* 02/18/19	VIRGINIA	L 58-64	9275
ASSISTS	248	225	* 02/23/19	at Notre Dame	W 67-59	8784
Assists per game	13.8	12.5	* 02/26/19	DUKE	W 77-72	9275
TURNOVERS	202	224	* 03/05/19	at Florida State	Lot 64-73	10611
Turnovers per game	11.2	12.4	* 03/08/19	MIAMI (FL)	W 84-70	9275
Turnover margin	+1.2	-	* = Conference game			
Assist/turnover ratio	1.2	1.0				
STEALS	109	95				
Steals per game	6.1	5.3				
BLOCKS	34	56				
Blocks per game	1.9	3.1				
ATTENDANCE	79942	106981				
Home games-Avg/Game	9-8882	9-11887				
Neutral site-Avg/Game	-	0-0				

Score by Periods	1st	2nd	OT	Totals
Virginia Tech	568	685	3	1256
Opponents	529	646	12	1187





0
Hunter CATTOOR
G | 6-3 | 205 | Fr.
Orlando, Fla.
(cuh-TOUR)



1
Isaiah WILKINS
G | 6-4 | 225 | So.
Winston-Salem, N.C.



2
Landers NOLLEY II
G/F | 6-7 | 225 | r-Fr.
Atlanta, Ga.
(NAH-lee)



3
Wabissa BEDE
G | 6-0 | 200 | Jr.
North Andover, Mass.
(wa-BEE-sah BEE-dee)




4
Nahiem Alleyne
G | 6-3 | 195 | Fr.
Buford, Ga.
(na-HEEM ah-LEAN)



10
Jonathan KABONGO
G | 6-4 | 195 | So.
Toronto, Canada
(kuh-BONGO)




11
Brendan PALMER
G | 6-4 | 195 | So.
Winston-Salem, N.C.



13
Grant YATES
F | 6-8 | 210 | So.
Gainesville, Va.



14
P.J. HORNE
F | 6-6 | 225 | Jr.
Tifton, Ga.



15
Jalen CONE
G | 5-10 | 170 | Fr.
Walkertown, N.C.



21
John Ojiako
F | 6-10 | 240 | Fr.
Lagos, Nigera
(OH-gee-ah-co)




22
Keve ALUMA
F | 6-9 | 240 | Jr.
Berlin, Md.
(Kev-aye)



23
Tyrece RADFORD
G | 6-1 | 205 | r-Fr.
Baton Rouge, La.
(TIE-reese)



24
Branden JOHNSON
F | 6-8 | 230 | r-Sr.
Garfield Heights, Ohio



25
Ryan PAYNE
F | 6-8 | 220 | Jr.
Mechanicsville, Va.



Mike YOUNG
Head Coach
Emory & Henry, 1986



Chester FRAZIER
Associate Head Coach
Illinois, 2009



Christian WEBSTER
Assistant Coach
Harvard, 2013



Antwon JACKSON
Assistant Coach
Pikeville, 1993

