



VIRGINIA TECH

2022-23 MEN'S BASKETBALL



13 NCAA APPEARANCES / 13 NIT APPEARANCES (2 CHAMPIONSHIPS) /
18 ALL-ACC SELECTIONS / 10 ALL-AMERICANS / 20 NBA DRAFT PICKS

GAME 22

THE MATCHUP

VIRGINIA TECH HOKIES

13-9, 3-8 ACC

Head Coach: Mike Young (Emory & Henry, 1996)
Record at Virginia Tech: 67-45 (4th Season)
Career Record: 366-289 (21st Season)
vs. Virginia: 2-6

VS

#6 VIRGINIA CAVALIERS

17-3, 9-2 ACC

Head Coach: Tony Bennett (Green Bay, 1992)
Record at Virginia: 333-120 (14th Season)
Career Record: 402-153 (17th Season)
vs. Virginia Tech: 18-8

GAME 23 | VIRGINIA TECH vs. VIRGINIA - FEB. 4, 2023 | 12PM | ESPN2 | BLACKSBURG, VA. | CASSELL COLISEUM (8,925)

BROADCAST INFORMATION

TV | ESPN2

Dave O'Brien, PxP
Cory Alexander, Analyst
Angel Gray, Reporter

VIDEO STREAM

ESPN.com and ESPN app

RADIO | VT Sports Network

Zach Mackey, PxP
Mike Burnop, Analyst

LIVE STATS

stats.hokiesports.com



@HokiesMBB

@UVMensHoops

PROJECTED STARTERS

Virginia Tech	Ht.	Wt.	Yr.	Hometown	PPG	RPG	Other
G 3 Sean Pedulla	6-1	195	So.	Edmond, Okla.	15.7	3.5	90 assists vs. 49 turnovers
G 0 Hunter Cattoor	6-3	200	Sr.	Orlando, Fla.	10.9	4.0	43.4 3FG% (46-106)
G 13 Darius Maddox	6-5	180	Jr.	Bowie, Md.	8.5	3.2	Season-high 16p vs. NC State
F 25 Justyn Mutts	6-7	220	Sr.	Millville, N.J.	12.7	7.4	6 double-doubles
F 21 Grant Basile	6-9	235	Gr.	Pewaukee, Wis.	14.9	5.8	Averaged 24.5 ppg last week



KEY STORYLINES

THE SERIES

- UVA owns a 97-58 advantage in the all-time series, which dates back to Feb. 20, 1915. The Cavaliers took the season's first meeting, 78-68, in Charlottesville.
- The 2021-22 season series was split with each team winning on its home court.
- The Hokies are 31-24 against UVA in Blacksburg and have won two in a row inside Cassell against the 'Hoos, including a 62-53 decision last year.
- A half point is up for grabs in the Smithfield Commonwealth Clash. UVA currently leads, 5-1.5.
- Saturday will be the 29th meeting between the two

programs where UVA is ranked. Tech is 7-21 in those matchups. This is UVA's highest ranking in the series since Feb. 18, 2019 (No. 3).

HIGH STAKES SATURDAY

- The Hokies return home for a colossal clash with rival and sixth-ranked Virginia. UVA presents Tech's highest-ranked opponent so far this season.
- Tech will be vying for its third Quad 1 win (UVA ranks No. 14 in the NET). The Hokies last beat a top-six team on Nov. 28, 2020 (No. 3 Villanova).
- The Hokies have one win this season against an AP-ranked foe (No. 18 UNC).

CLIMBING THE LADDER

- Hunter Cattoor is currently seventh all-time in career 3-pointers made in VT history. He became the ninth Hokie to reach 200 for his career at Boston College.

Seasons	Name	3FG
2005-09	A.D. Vassallo	267
2007-11	Malcolm Delaney	264
1986-89	Wally Lancaster	257
2014-18	Justin Bibbs	254
1999-2003	Brian Chase	239
2014-19	Ahmed Hill	230
2019-pr.	Hunter Cattoor	219
2000-05	Carlos Dixon	215
2003-07	Zabian Dowdell	210
2010-14	Jarell Eddie	192

2022-23 SCHEDULE

RECORD	13-9
ACC	3-8
NON-CONFERENCE	10-1
HOME	10-2
AWAY	0-7
NEUTRAL	3-0

Date	Opponent	TV	Time/Result
11/7	Delaware State	ACGNX	W, 95-57
11/10	Lehigh	ACGN	W, 78-52
11/13	William & Mary	RSN	W, 94-77
11/17	Old Dominion ¹	ESPN2	W, 75-71
11/18	Penn State ¹	ESPN2	W, 61-59
11/20	at College of Charleston ¹	ESPN2	L, 75-77
11/25	Charleston Southern	ACGN	W, 69-64
11/28	Minnesota ²	ESPN2	W, 67-57

12/4	#18 North Carolina [*]	ACGN	W, 80-72
12/7	Dayton	ACGN	W, 77-49
12/11	Oklahoma State ³	ESPN2	W, 70-65
12/17	Grambling State	RSN	W, 74-48
12/21	at Boston College [*]	ACGN	L, 65-70 (OT)
12/31	at Wake Forest	RSN	L, 75-77

1/4	Clemson [*]	ESPNU	L, 65-68
1/7	NC State [*]	RSN	L, 69-73
1/11	at Syracuse [*]	RSN	L, 72-82
1/18	at #10 Virginia [*]	ESPNU	L, 68-78
1/21	at #19 Clemson [*]	ESPN2	L, 50-51
1/23	Duke [*]	ESPN	W, 78-75
1/28	Syracuse [*]	ACGN	W, 85-70
1/31	at #23 Miami [*]	ESPNU	L, 83-92

2/4	#6 Virginia [*]	ESPN2	12 PM
2/8	Boston College [*]	ACGN	7 PM
2/11	at Notre Dame [*]	RSN	2 PM
2/15	at Georgia Tech [*]	ACGN	7 PM
2/18	Pitt [*]	ACGN	5 PM
2/21	Miami [*]	TBD	7 PM
2/25	at Duke [*]	ESPN	6/8 PM
2/28	at Louisville [*]	ACGN	9 PM

3/4	Florida State [*]	ESPN/2	TBD
3/7-11	ACC Tournament ⁴	ESPN	-

All Times Eastern

* - ACC Game

1 - Shriners Children's Charleston Classic (Charleston, S.C.)

2 - ACC/Big Ten Challenge (Blacksburg, Va.)

3 - Basketball Hall of Fame Invitational (Brooklyn, N.Y.)

4 - New York Life ACC Tournament (Greensboro, N.C.)



CONTACT INFO

Brian Cox | Phone: (540) 250-0624
Email: bcox90@vt.edu
Associate AD, Creative Communications

Will Copeland | Phone: (757) 814-0930
Email: cwil99@vt.edu
Assistant Director, Creative Communications

QUICK FACTS

THE BASICS

University Name: Virginia Tech
 Location: Blacksburg, Va.
 Founded: 1872
 Enrollment: 37,000
 President: Dr. Tim Sands
 Director of Athletics: Whit Babcock
 Nickname: Hokies
 Mascot: Hokie Bird
 Colors: Chicago Maroon and Burnt Orange
 Affiliation: NCAA Division I
 Conference: Atlantic Coast (18th Season)

FACILITY FACTS

CASSELL COLISEUM
 Capacity: 8,925
 Record in Arena: 645-210 (.754)
 Largest Crowd: 11,500 (vs. Purdue; Dec. 3, 1966)

TEAM INFORMATION

2021-22 Record: 23-13
 Home/Away/Neutral: 11-4/7-6/5-3
 Conference Record: 11-9
 Home/Away: 6-4/5-5
 Conference Finish: 7th
 Conference Tournament: Champion
 Starters Returning/Lost: 2/3
 Letterwinners Returning/Lost: 6/6
 Newcomers: 9

Total seasons: 115
 First season: 1908-09
 All-Time Record: 1,531-1,265
 All-Time ACC Record: 141-177
 All-Time ACC Tournament Record: 14-17
 ACC Championship Game Appearances (Titles): 1 (1 - 2022)
 NCAA Tournament Appearances (Last): 13 (2022)
 All-Time NCAA Record: 8-13



MEDIA INFORMATION

CREDENTIALS

Outlets interested in obtaining credentials to cover Virginia Tech basketball home games must apply for credentials via: media.hokiesports.com/credentials.

You may also email: bcox90@vt.edu.

All credentials for Virginia Tech home games this season will be issued on a single-game basis, and media seating is extremely limited.

INTERVIEW POLICY

During ACC play, Mike Young conducts weekly media press conferences, via Zoom. To request the Zoom link for a particular week, please email Brian Cox (bcox90@vt.edu).

Gamedays: Coach Mike Young and select players will be available to the media following a 10-minute cooling off period after the game. For home games, interviews of Coach Young and players will be conducted in-person in the Cassell Coliseum media center.

Non-Gamedays: All coach and player interview requests need to be arranged through the Virginia Tech Creative Communications Office - contact Brian Cox (c. 540-250-0624; e. bcox90@vt.edu). Players and coaches should not be contacted directly under any circumstances.



2022-23 VIRGINIA TECH NUMERICAL ROSTER

No.	Name	Cl.	Pos.	Ht.	Wt.	Hometown	Previous School
0	Hunter Cattoor	Sr.	G	6-3	200	Orlando, Fla.	Bishop Moore
1	Rodney Rice	Fr.	G	6-4	195	Clinton, Md.	DeMatha Catholic
2	MJ Collins	Fr.	G	6-4	190	Clover, S.C.	Combine Academy
3	Sean Pedulla	So.	G	6-1	195	Edmond, Okla.	Edmond Memorial
4	Darren Buchanan Jr.	Fr.	F	6-7	235	Washington, D.C.	Woodrow Wilson
5	Patrick Wessler	Fr.	C	7-0	245	Matthews, N.C.	Combine Academy
10	Camden Johnson	So.	G	6-1	185	Waxhaw, N.C.	Metrolina Christian Academy
11	John Camden	r-Fr.	F	6-8	215	Downingtown, Pa.	Memphis
13	Darius Maddox	Jr.	G	6-5	180	Bowie, Md.	Oak Hill Academy
14	Owyn Dawyot	Fr.	G	6-2	190	Roanoke, Va.	Cave Spring
15	Lynn Kidd	Jr.	C	6-10	235	Gainesville, Fla.	Clemson
21	Grant Basile	Gr.	F	6-9	235	Pewaukee, Wis.	Wright State
25	Justyn Mutts	Sr.	F	6-7	220	Millville, N.J.	Delaware
33	Michael Ward	Fr.	G	6-2	175	Bethesda, Md.	Walt Whitman
34	Mylyjael Poteat	Jr.	F	6-9	265	Reidsville, N.C.	Rice

COACHING & SUPPORT STAFF

Head Coach: Mike Young (Emory & Henry, 1986)
Record at VT: 67-45 (4th Year)
Overall Record: 366-289 (21st Year)
Associate Head Coach: Mike Jones (2nd Year)
Assistant Coach: Christian Webster (7th Year)
Assistant Coach: Kevin Giltner (4th Year)
Chief of Staff: Stephanie Ballein (4th Year)
Special Assistant for Recruiting: Matt Olinger (4th Year)
Director of Player Personnel: Ryan Nadeu (5th Year)
Special Assistant to the Head Coach: Ace Custis (4th Year)
Strength & Conditioning: David Jackson (15th Year)
Athletic Trainer: Hisham Ziyout (4th Year)

PRONUNCIATION GUIDE

Hunter Cattoor	cuh-TOUR
Sean Pedulla	puh-DOOL-uh
Darren Buchanan Jr.	DARE-in BUH-can-in
Patrick Wessler	WES-lerr
Darius Maddox	Mad-DOCKS
Owyn Dawyot	Doy-YACHT
Grant Basile	buh-ZILLY
Justyn Mutts	JUST-in
Mylyjael Poteat	Muh-LIE-juh! POH-teet

ROSTER BY CLASS

Freshmen (7)	Sophomores (2)	Juniors (3)	Seniors (3)
Darren Buchanan Jr.	Camden Johnson	Lynn Kidd	Grant Basile [^]
John Camden [*]	Sean Pedulla	Darius Maddox	Hunter Cattoor
MJ Collins		Mylyjael Poteat	Justyn Mutts
Owyn Dawyot			
Rodney Rice			
Michael Ward			
Patrick Wessler			

* = Redshirt
[^] = Graduate Student

SOCIAL



BY THE NUMBERS

64

In the first half of Tech's last three games, the Hokies have combined to shoot 64.3% (54-84).

20

Hunter Cattoor has scored 20 points in each of his last two games, marking the first time in his career he's gone for back-to-back 20-point games.

8-1

Tech moved to 8-1 in games where it attempted more free throws than the opponent after its 92-83 loss at Miami.

NOTEWORTHY

CELEBRATING BLACK HISTORY

- Ace Custis, who played for the Hokies from 1993-1997, currently serves as Special Assistant to the Head Coach on Young's staff. Custis is in his fourth season in this role.
- He became the third player in program history to score 1,000 career points and 1,000 career rebounds. His No. 20 jersey was retired in 1997 - one of just four men's basketball players to be recognized in this way.
- Custis was a part of the 1995 NIT championship team. He finished with 1,706 points and 1,177 rebounds at Tech.

HUNT ON THE HUNT

- Hunter Cattoor is shooting 53.8% (14-26) from three over his last three games.
- He recorded back-to-back 20-point games for the first time in his career (vs. Syracuse, at Miami).
- Cattoor is also averaging six assists per game over his last two outings.

DOESN'T HAPPEN OFTEN

- Tech connected on 56.9% (29-51) of its shots against the Hurricanes, marking the second time this season it lost when shooting 50% or greater (College of Charleston).
- Under Mike Young, the Hokies are 30-4 in contests where they shoot 50% or greater. Two of those losses have come against Miami - vs. Miami (1/26/22), at Miami (1/31/23).

BASILE PLAYING LIKE A BOSS

- Grant Basile had his second 25+ point performance against Syracuse this season. At Syracuse on Jan. 11, the Wright State transfer had 26 points.
- Over his last six games, Basile is averaging 19.5 points and 7.2 rebounds per game.
- In three of those games, he's eclipsed double-digit field goals made and knocked down at least one trey in all six contests.

CLOSE CALLS IN ACC PLAY

- Six of the Hokies' eight losses in ACC play have come by single digits. The other two games (at Syracuse and at Virginia) were 10-point decisions.

Opponent	Score	Margin
at Boston College	65-70	-5
at Wake Forest	75-77	-2

Clemson	65-68	-3
NC State	69-73	-4
at Syracuse	72-82	-10
at Virginia	68-78	-10
at Clemson	50-51	-1
at Miami	83-92	-9

- Hunter Cattoor missed four of the games above (at Wake Forest-at Syracuse) after fracturing the radius in his left arm at Boston College.
- In the rematch with Syracuse and with Cattoor guarding Joe Girard III for most of the night, the Orange's leading scorer was held to seven points (tied for his lowest in ACC play) and over 10 points below his season average. He also only managed eight shot attempts. Girard III had 24 points and 20 shot attempts in the season's first meeting.

VALUE THE BALL

- An emphasis in Coach Young's system is valuing the basketball, thus limiting turnovers.
- Through 22 games, the Hokies are averaging 10.5 turnovers per game, which ranks 15th in the country.
- Tech ranks 21st nationally in assist/turnover ratio (1.44).

TRACKING THE TREY

- Coach Young's last four teams at Wofford all finished inside the top 10, nationally, in 3-point field-goal percentage.
- With three Hokies shooting over 40% from three, Tech made a big jump in this category in 2021-22.

Season	School	3FG%	Rank
2022-23	Virginia Tech	35.4	115th
2021-22	Virginia Tech	39.2	3rd
2020-21	Virginia Tech	35.4	95th
2019-20	Virginia Tech	35.2	81st
2018-19	Wofford	41.4	2nd
2017-18	Wofford	41.3	5th
2016-17	Wofford	40.3	7th
2015-16	Wofford	40.8	8th

'DULLA TURNING HEADS

- Sean Pedulla reached double-figure scoring in each of his first 18 games of the season. Pedulla was the first Hokie to do that since Erick Green scored double figures in all 32 games of the 2012-13 season.
- Below is a chart of the sophomores in the

country who have increased their points per game from a season ago by double digits. Pedulla is 10th overall and the only Power 5 player.

Player	School	21-22	22-23	Change
Brandin Podziemski	Santa Clara	1.4	19.0	+17.6
Ty Johnson	UC Davis	0.9	16.0	+15.1
Bryce Hopkins	Providence	2.1	16.1	+14.0
Javon Small	East Carolina	2.0	15.8	+13.8
Davon Barnes	Texas Southern	2.1	15.8	+13.7
Curtis Jones	Buffalo	2.5	15.5	+13.0
Zhuric Phelps	SMU	3.8	16.6	+12.8
Noah Reynolds	Wyoming	2.9	15.2	+12.3
Ansley Almonor	Fairleigh Dickinson	3.5	14.2	+10.7
Sean Pedulla	Virginia Tech	5.4	15.7	+10.3

BASILE AMONG ACTIVE SCORING LEADERS

- Grant Basile eclipsed the 1,400 career point mark at Boston College. He is 140th in the country among active career scoring leaders and 10th in the ACC.
- Fifteen players in the ACC have at least 1,400 career points.
- Justyn Mutts joined Basile in the 1,400-point club after the Jan. 31 game at Miami. The Hokies are one of five ACC schools (Virginia, Notre Dame, Wake Forest and Miami) with multiple 1,400-point scorers.

FIVE STRAIGHT TICKETS PUNCHED

- The Hokies are among the nation's leaders in active NCAA Tournament appearances. With their program record fifth straight appearance locked up in 2022, they own the eighth-longest active streak. It's the second-longest among ACC programs.

School	Streak	Conference
Kansas	32	Big 12
Michigan State	24	Big Ten
Gonzaga	23	WCC
North Carolina	11	ACC
Villanova	9	BIG EAST
Purdue	7	Big Ten
Michigan	6	Big Ten
Virginia Tech	5	ACC

- A pretty remarkable turnaround for a program that prior to 2017 had only gone to

the NCAA Tournament once (2007) in 20 years.

TRIO OF TRANSFERS

- Tech landed Grant Basile (Wright State), John Camden (Memphis) and Mylyjael Poteat (Rice) out of the transfer portal in the offseason.
- Basile is the favorite to replace two-time All-ACC honoree Keve Aluma at the five position for the Hokies. The 6-foot-9 forward is versatile and has 3-point range, which will once again provide VT the opportunity to space the floor with all five starters having the green light from three.
- Camden will add depth at the wing, playing the three and the four positions for Tech. At 6-foot-8, Camden gives VT the option to play big when he slides over to the three position. He will be another sharpshooter to add to the Hokies' already potent outside attack.
- Poteat has perhaps been the biggest surprise among the transfers. His footwork and hands have drawn praise from Coach Young over the summer. He will primarily play at the five position for Tech.

DEPTH ON THE FRONT LINE

- As opposed to last year, the Hokies should have significant depth in the frontcourt this season.
- "We're deeper on the front line than we've ever been," Young said at ACC Tipoff in Charlotte. "We were thin as nickel soup last year in the frontcourt after Mutts and Aluma. But I am comfortable with Darren Buchanan, John Camden. ... And ... Mylyjael and Lynn Kidd ... are going to help our team — big, strong, athletic people. Lynn Kidd's an amazing athlete. Mylyjael Poteat is just a physical person that can run. He's got exceptional hands."

SIZING US UP

- Entering the 2022-23 season, Tech will feature seven scholarship players at 6-foot-7 or taller.
- That figure ties for the second-most since the start of the Seth Greenberg era. - h/t David Cunningham

Season	# of players 6-7 or taller	Players
2003-04	5	Calloway, Matthews, McCandies, Dixon, Collins
2004-05	7	Witherspoon, Washington, Krabbendam, Calloway, Dixon, Collins, Tucker
2005-06	8	Witherspoon, Washington, Krabbendam, Vinson, Calloway, Collins, Diakite, Tucker
2006-07	7	Washington, Krabbendam, Vinson, Witcher, Collins, Diakite, Tucker
2007-08	5	Allen, Washington, Vinson, Witcher, Diakite
2008-09	6	Allen, Davila, Vinson, Witcher, Diakite, Swindle
2009-10	6	Allen, Raines, Davila, Witcher, Atkins, Swindle
2010-11	6	Allen, Chaney, Raines, Davila, Atkins, Eddie
2011-12	6	Van Zegeren, Raines, Davila, Finney-Smith, Eddie, Barksdale
2012-13	5	Van Zegeren, Raines, Eddie, Wood, Barksdale
2013-14	7	Van Zegeren, Raines, Kirby, Eddie, Thompson, Wood, Barksdale
2014-15	3	Henry, Van Zegeren, Pierce
2015-16	5	Henry, Pierce, Hamilton, Blackshear Jr., LeDay
2016-17	2	Sy, LeDay
2017-18	2	Fullard, Blackshear Jr.
2018-19	1	Blackshear Jr.
2019-20	3	Nolley, Ojiako, Johnson
2020-21	5	Ojiako, Aluma, N'Guessan, PemsI, Mutts
2021-22	6	N'Guessan, Haynes, Kidd, Ojiako, Aluma, Mutts
2022-23	7	Kidd, Basile, Poteat, Camden, Buchanan Jr., Wessler, Mutts

BASILE THE PERFECT FIT

- More than 50 schools reached out to Grant Basile when he went into the transfer portal last spring. After his latest outing - a 23-point, 10-rebound performance against Dayton, Basile continues to deliver at a high rate for the Hokies.
- "He's just the perfect fit to go along with the other four starters that we have and the rest of the team," Sean Pedulla said. "Just a completely unselfish guy, a very team-oriented guy. And like the rest of us, he gets excited when other people play well and we're all excited when he plays well. Just a great overall fit."



STANDINGS

TEAM	OVERALL	ACC	PCT
1. Clemson	18-5	10-2	.783
2. Virginia	17-3	9-2	.850
3. Pitt	16-7	9-3	.696
4. NC State	18-5	8-4	.783
5. Miami	17-5	8-4	.773
6. Duke	16-6	7-4	.727
7. North Carolina	15-7	7-4	.682
8. Wake Forest	14-9	6-6	.609
9. Syracuse	13-10	6-6	.565
10. Boston College	11-12	5-7	.478
11. Florida State	7-16	5-7	.304
12. Virginia Tech	13-9	3-8	.591
13. Notre Dame	10-12	2-9	.455
14. Louisville	3-19	1-10	.136
15. Georgia Tech	8-14	1-11	.364

PREDICTED ORDER OF FINISH

TEAM (FIRST-PLACE VOTES)	POINTS
1. North Carolina (90)	1504
2. Duke (2)	1339
3. Virginia (6)	1310
4. Miami (2)	1138
5. Florida State	1064
6. Notre Dame	971
7. Virginia Tech (1)	921
8. Syracuse	700
9. Wake Forest	672
10. NC State	548
11. Clemson	528
12. Louisville	477
13. Boston College	368
14. Pitt	320
15. Georgia Tech	260

PRESEASON ALL-ACC TEAM

First Team

Armando Bacot, North Carolina
Isaiah Wong, Miami
Caleb Love, North Carolina
Terquavion Smith, NC State
Jeremy Roach, Duke

Second Team

Jayden Gardner, Virginia
Derek Lively II, Duke
Justyn Mutts, Virginia Tech
PJ Hall, Clemson
RJ Davis, North Carolina

PRESEASON ACC PLAYER OF THE YEAR

Armando Bacot, North Carolina

PRESEASON ACC FRESHMAN OF THE YEAR

Derek Lively II, Duke



TEAM COMPARISON

VT	Stat	UVA
73.9	Points Per Game	70.5
67.5	Opponents Points Per Game	60.2
+6.4	Scoring Margin	+10.3
34.7	Rebounds Per Game	32.5
+1.4	Rebounding Margin	+1.3
.472	FG Percentage	.460
.429	FG Percentage Defense	.412
.354	3FG Percentage	.385
.323	3FG Percentage Defense	.341
8.0	3FG Made Per Game	8.0
.738	FT Percentage	.721
15.2	Assists Per Game	16.6
10.5	Turnovers Per Game	9.5

ELITE COMPANY

- Tech's Mike Young joined an elite group of head coaches who have won an ACC tournament title within the first three seasons at their respective school.

Coach	School	Year (#)
Vic Bubas	Duke	1960 (1)
Jim Valvano	NC State	1983 (3)
Press Maravich	NC State	1965 (1)
Terry Holland	Virginia	1976 (2)
Bill Guthridge	North Carolina	1998 (1)
Jim Larrañaga	Miami	2013 (2)
Mike Young	Virginia Tech	2022 (3)

- With the win against Duke, Young improved to 6-0 in conference tournament championship games. His six titles are as many as Michigan State's Tom Izzo and one more than Syracuse's Jim Boeheim.

RAVE REVIEWS FOR POTEAT

- Junior forward Mylyjael Poteat has been a pleasant surprise for Coach Young.
- "He's got unbelievable hands," Young said of Poteat. "Much, much better feet. I liked him coming out of high school and I called him three or four times. ... He's gonna help us win. He's big and he's physical and he's not afraid of contact. He knows who he is as a player, and I think that's a benefit of playing college basketball for two years."

NO CEILING

- Although the Hokies feature nine new faces in 2022-23, Justyn Mutts believes this group can be even better than last year.
- "There is no ceiling. I think our team is so diverse and so talented and so dynamic that if we really start to click the way I feel we can, it'll be scary. Just the way we defend, the way we can make shots, the way we can get to the basket or space it out or our pace of offense. I think once we really start clicking on all cylinders with the relationships that we have as people off the court, it'll be a lot of fun."

1-800-TRIFECTA

- Tech's trio of Hunter Cattoor, Darius Maddox and Sean Pedulla all shot above 40% from three last season (min. 30 makes).

Player	3FGM - 3FGA	3FG%
Hunter Cattoor	83-199	41.7
Darius Maddox	40-79	50.6
Sean Pedulla	34-76	44.7

- Cattoor's 83 makes led all Hokies and were tied for the fourth-most threes made in a single season in program history.
- Cattoor is also seventh all-time in career 3-pointers made at VT with 219. The record is held by A.D. Vassallo at 267.
- As a team, the Hokies buried 319 treys in 2021-22 - the second-most in a single season in Tech history.
- Two of the Hokies' three best single-season marks have come under Coach Young.

Season	3FG	3FG%
2018-19	327	39.4
2021-22	319	39.2
2019-20	315	35.2

J-MUTTY: THE ULTIMATE SCHOLAR

- Justyn Mutts, the ACC's Skip Prosser Award winner last season, embarks on his 11th semester in college - having already earned a bachelor's degree and two master's degrees.
- He's currently enrolled in human development - his second undergraduate program.

DO IT FOR THE CITY

- Justyn Mutts has his sights set on a third consecutive trip to the Big Dance in March. However, getting there isn't the end goal.
- "I've never won a game in March Madness," Mutts said. "That's definitely a huge thing for me this year. We need multiple wins [in the NCAAs], just for the city. Blacksburg, they deserve it [for] the love that they show us."

DEPENDABLE DEFENDERS

- Hunter Cattoor almost always draws the assignment of guarding the opposing team's best guard or wing.
- He's come a long way in that department, as Coach Young has gone on record of saying "he couldn't guard me" when Cattoor first arrived in Blacksburg.
- Combined with Justyn Mutts, who is as good of a defender as Young has ever coached, the Hokies have two elite leaders on the defensive side of the ball.



The 2022-23 season marks the 21st for Mike Young as a head coach.

SPECIALTY STAT TRACKER

Opponent	Off TOs	Paint	2nd Chance	FB	Bench
Delaware State	18	28	16	8	19
Lehigh	16	40	4	2	17
William & Mary	14	24	14	6	21
Old Dominion	6	28	8	2	19
Penn State	8	40	11	2	10
at College of Charleston	15	44	9	7	5
Charleston Southern	14	40	8	8	11
Minnesota	13	40	13	2	15
North Carolina	10	42	8	10	12
Dayton	10	36	7	2	14
Oklahoma State	19	24	10	7	12
Grambling State	23	24	9	3	15
at Boston College	6	42	7	6	1
at Wake Forest	7	34	15	4	18
Clemson	11	18	9	4	8
NC State	15	36	11	8	15
at Syracuse	15	46	8	12	12
at Virginia	8	22	6	5	12
at Clemson	18	24	2	7	16
Duke	8	30	7	7	10
Syracuse	24	34	9	6	12
at Miami	17	38	2	4	14
Virginia					
Boston College					
at Notre Dame					
at Georgia Tech					
Pitt					
Miami					
at Duke					
at Louisville					
Florida State					
Total +/-	+21	+92	-39	-40	-153
Season Highs	24	46	16	12	21

FAST BREAK

Tech has registered **two** wins over Top-5 programs under head coach Mike Young - most recently an 81-73 win over No. 3 Villanova on Nov. 28, 2020.

SCHOOL RECORDS

INDIVIDUAL

Games Played (Season)	36, by 5 players
Games Started (Season)	36, by 5 players
Games Played (Career)	136, Malcolm Delaney (2007-11)
Games Started (Career)	126, Dell Curry (1982-86); Bobby Beecher (1982-86)
Consecutive Starts	123, Ace Custis (1993-97)
Minutes Played (Game)	55, by 3 players
Minutes Played (Season)	1,300, Malcolm Delaney (2010-11), 34 games
Minutes Played (Highest Season Average)	38.6, Jay Purcell (1991-92), 28 games
Minutes Played (Career)	4,688, Malcolm Delaney (2007-11)
Minutes Played (Highest Career Average)	35.1, Dale Solomon, 1978-82
Points (Overall Game)	52, Allan Bristow vs. George Washington (2-21-73)
Points (ACC Game)	37, Malcolm Delaney vs. Clemson (1-29-09)
Points (ACC Tournament Game)	32, Jalen Hudson vs. Wake Forest (3-10-15)
Points (NCAA Tournament)	29, Glen Combs vs. Indiana (3-17-67)
Points (NIT)	33, A.D. Vasallo vs. Duquesne (3-18-09)
Points (Season)	801, Erick Green (2012-13), 32 games
Points (ACC Season)	469, Erick Green (2012-13), 18 games
Points (Season Average)	26.6, Bimbo Coles (1988-89), 27 games
Points (Double-Figure Games, Season)	34, Dell Curry (1983-84), 35 games
Points (Career)	2,484, Bimbo Coles (1986-90)
Points (Career Average)	23.1, Allan Bristow (1970-73)
Points (Double-Figure Games, Career)	115, Dell Curry (1982-86)
Field Goals Made (Game)	22, Allan Bristow vs. George Washington (2-21-73)
3-Pointers Made (Game)	9, Hunter Cattoor at Florida State (1-29-22); Justin Robinson vs. Syracuse (1-26-19)
Field Goals Made (Season)	305, Dell Curry (1985-86), 30 games
3-Pointers Made (Season)	106, Wally Lancaster (1987-88), 29 games
Field Goals Made (Career)	1,021, Dell Curry (1982-86)
3-Pointers Made (Career)	267, A.D. Vasallo (2005-09)
Free Throws Made (Game)	20, by 3 players
Free Throws Made (Season)	230, Malcolm Delaney (2009-10), 33 games
Free Throws Made (Career)	721, Malcolm Delaney (2007-11)
Rebounds (Game)	36, Chris Smith vs. Washington & Lee (1-9-59)
Rebounds (Season)	495, Chris Smith (1959-60), 26 games
Rebounds (Career)	1,508, Chris Smith (1957-61)
Assists (Game)	12, by 3 players
Assists (Season)	192, Dave Sensibaugh (1975-76), 28 games
Assists (Career)	547, Bimbo Coles (1986-90)
Steals (Game)	8, by 3 players
Steals (Season)	94, Jamon Gordon (2006-07), 34 games
Steals (Career)	295, Dell Curry (1982-86)
Blocks (Game)	9, Roy Brow vs. James Madison (12-6-86); vs. Baptist College (12-12-87)
Blocks (Season)	100, Roy Brow (1987-88), 28 games
Blocks (Career)	251, Roy Brow (1984-88)
TEAM	
Points (Game)	141, vs. Southern Miss (2-6-88)
Points (Season)	2,646, 1987-88, 29 games
Field Goals Made (Game)	52, vs. VMI (2-20-59)
Field Goals Made (Season)	1,058, 1983-84, 35 games
FG Percentage (Game)	.722 (39-54), vs. Syracuse (1-28-76)
FG Percentage (Season)	.517 (1,030-1,993), 1981-82
3-Pointers Made (Game)	21, vs. Delaware State (11-20-19)
3-Pointers Made (Season)	327, 2018-19, 35 games
3FG Percentage (Game)	.720 (18-25), at Florida State (1-29-22)
3FG Percentage (Season)	.403 (290-720), 2016-17
Rebounds (Game)	83, vs. VMI (2-19-61)
Assists (Game)	36, vs. The Citadel (11-12-17)
Steals (Game)	21, at Clemson (2-8-06)
Blocks (Game)	15 (2x), last vs. VMI (12-9-09)

2022-23 HONORS WATCH



Justyn Mutts

- ACC Preseason Voting*
- Second-Team All-ACC

Naismith Memorial Basketball Hall of Fame

- Karl Malone Award Watch List

Shriners Children's Charleston Classic

- All-Tournament Team

ACC Player of the Week

- Dec. 5 (21.5 ppg, 10.0 rpg, 65.5 FG%)

Sean Pedulla

Basketball Hall of Fame Invitational

- MVP vs. Oklahoma State (16p, 5r, 4a)

Grant Basile

ACC Player of the Week

- Jan. 30 (24.5 ppg, 8.0 rpg, 55.3 FG%)



GLUE GUY

- Jon Rothstein voted Justyn Mutts as one of his top-10 "glue guys" heading into the 2022-23 season.



WINNINGEST STRETCH IN PROGRAM HISTORY

- Tech has racked up 143 wins over the last seven seasons, which is tied for the winningest stretch in program history.



- Between 1979 and 1986, VT also recorded 143 wins.
- The Hokies will need 23 wins or more in 2022-23 to break the best eight-season stretch in program history.

Season	Head Coach	Record
2015-16	Buzz Williams	20-15
2016-17	Buzz Williams	22-11
2017-18	Buzz Williams	21-12
2018-19	Buzz Williams	26-9
2019-20	Mike Young	16-16
2020-21	Mike Young	15-7
2021-22	Mike Young	23-12
2022-23	Mike Young	13-9

- Five of those seven seasons have resulted in an NCAA tournament appearance.

LEADING AT THE BREAK

- Over the last three seasons, Tech is 44-9 when leading at halftime.
- The Hokies are 56-14 in the Mike Young era when up at half.

NATIONAL POLLS

ASSOCIATED PRESS POLL

Updated: January 30

Rank	School	Record	Points
1	Purdue (62)	21-1	1550
2	Tennessee	18-3	1443
3	Houston	20-2	1415
4	Alabama	18-3	1312
5	Arizona	19-3	1310
6	Virginia	16-3	1258
7	Kansas State	18-3	1190
8	Kansas	17-4	1034
9	UCLA	17-4	993
10	Texas	17-4	939
11	Baylor	16-5	905
12	Gonzaga	18-4	837
13	Iowa State	15-5	832
14	Marquette	17-5	769
15	TCU	16-5	752
16	Xavier	17-5	689
17	Providence	17-5	438
18	Saint Mary's	19-4	419
19	Florida Atlantic	21-1	392
20	Clemson	18-4	340
21	Indiana	15-6	250
22	San Diego State	17-4	170
23	Miami	16-5	146
24	UConn	16-6	131
25	Auburn	16-5	117

Receiving Votes: Missouri 74, Charleston 68, Illinois 56, Creighton 51, New Mexico 47, North Carolina 47, NC State 39, Boise State 31, Duke 24, Rutgers 17, Texas A&M 16, Northwestern 13, Memphis 10, Pittsburgh 9, Arkansas 9, Nevada 2, West Virginia 2, Oral Roberts 2, Saint Louis 1, USC 1

Dropped from Rankings: Charleston 18, New Mexico 25

USA TODAY COACHES' POLL

Updated: January 30

Rank	School	Record	Points
1	Purdue (32)	21-1	800
2	Tennessee	18-3	731
3	Houston	20-2	708
4	Virginia	16-3	662
5	Alabama	18-3	659
6	Kansas State	18-3	649
7	Arizona	19-3	605
8	Kansas	17-4	557
9	Texas	17-4	508
	UCLA	17-4	508
11	Baylor	16-5	428
12	Marquette	17-5	411
13	Iowa State	15-5	410
14	Gonzaga	18-4	393
15	Xavier	17-5	364
16	TCU	16-5	349
17	Providence	17-5	279
18	Saint Mary's	19-4	269
19	Clemson	18-4	212
20	Florida Atlantic	21-1	162
21	Miami	16-5	97
22	Indiana	15-6	93
23	UConn	16-6	81
	Auburn	16-5	81
25	Illinois	15-6	67

Receiving Votes: San Diego State 51, Charleston 45, Duke 38, NC State 33, Creighton 26, Rutgers 24, Texas A&M 21, North Carolina 16, Missouri 16, New Mexico 12, USC 11, Northwestern 9, Boise State 6, Michigan State 3, Pittsburgh 2, Saint Louis 2, UC Santa Barbara 1, Temple 1

Dropped from Rankings: Charleston 18, Duke 25

TRACKING TECH

	AP	Coaches
Preseason	RV	RV
11/14	RV	RV
11/21	RV	RV
11/28	RV	-
12/5	RV	RV
12/12	24	T23
12/19	21	20
12/26	RV	RV
1/2	RV	RV
1/9	-	-
1/16	-	-
1/23	-	-
1/30	-	-
2/6	-	-
2/13	-	-
2/20	-	-
2/27	-	-
3/6	-	-
3/13	-	-
Final	-	-

Ratings Tracker (through February 1)

ESPN.com BPI	44
KenPom.com	55
Massey	51
NCAA NET Rankings	54
Sagarin	53

Virginia Tech's "Best" NET Wins:

Duke	22
North Carolina	43
Oklahoma State	39
Penn State	56



NOTEWORTHY

WHERE ARE THEY NOW?

- The Hokies lost 54.5% of their scoring from a year ago.
- Below is a rundown of where the letterwinners lost are now.

Name	Points	Current Team
Keve Aluma	567	Niigata (Japan)
Nahiem Alleyne	346	UConn
Storm Murphy	288	Medipolis SC Jena (Germany)
David N'Guessan	132	Kansas State
John Ojiako	47	George Mason
Jalen Haynes	7	ETSU
Ben Varga	3	No longer playing basketball

MUTTS DISHING IT OUT WITH THE BEST OF THEM

- Justyn Mutts was among the nation's leaders in assists from the forward position last season.
- He tied for fourth in the country with 124 assists. Ironically, the person he tied was the No. 1 pick in the 2022 NBA Draft.

Name	Assists	Team
Tosan Evbuomwan	142	Princeton
Kyle Rode	140	Liberty
Jalen Slawson	125	Furman
Justyn Mutts	124	Virginia Tech
Paolo Banchemo	124	Duke

50TH ANNIVERSARY OF '73 NIT CHAMPIONSHIP TEAM

- The 2022-23 season marks the 50th anniversary of the 1973 NIT championship team.
- It was the first postseason championship in program history.
- The Hokies captured the tournament by winning four games by a combined five points at Madison Square Garden in New York City.

Opponent	Score	Date
New Mexico	W, 65-63	3/18/73
Fairfield	W, 77-76	3/22/73
Alabama	W, 74-73	3/24/73
Notre Dame	W, 92-91 (OT)	3/25/73

- Bobby Stevens drained the game-winning basket as time expired to lift the Hokies over Notre Dame in the final.

DANCIN' IN BACK-TO-BACK SEASONS

- In previous seasons in Virginia Tech history, the fastest head coach to make the NCAA Tournament was in Year Three. Those Hokies were Howie Shannon, Charlie Moir and Buzz Williams.
- Therefore, with Mike Young doing so in Year Two, he became the fastest Tech coach to make The Dance.
- The Hokies have also never had a head coach lead them to the NCAA Tournament in two of their first three seasons.
- Mike Young becomes just the third head coach in program history to register multiple trips to the NCAA Tournament, joining Charlie Moir and Buzz Williams.
- Here's a rundown of the head coaches who have guided Tech to the NCAA Tournament.

Head Coach	NCAAT Years	# of App.
Charlie Moir	1979, 1980, 1985, 1986	4
Buzz Williams	2017, 2018, 2019	3
Mike Young	2021, 2022	2
Don DeVoe	1976	1
Bill Foster	1996	1
Seth Greenberg	2007	1
Howie Shannon	1967	1

HOKIE CENSUS

- Tech has 15 players on the squad who represent nine states and Washington, D.C.
- Maryland and North Carolina lead the way

with three players apiece, followed by Florida (two).

50 SPOT


- Tech shot over 50% in a game five times during the 2020-21 season - going 5-0.
- Since Young got to Blacksburg, the Hokies are 30-4 in contests shooting 50 percent or greater - only losses: vs. BYU (11/27/19), vs. Miami (1/26/22), at College of Charleston (11/20/22), at Miami (1/31/23).
- Since the 2010-11 season, Tech is 101-15 when shooting 50 percent or better.

RANKED WINS BECOMIN' COMMON

- Tech had four ranked wins in 2020-21, tying the most-ever in school history (set 2017-18).
- The Hokies notched their first two of the 2021-22 season in Brooklyn against No. 25 North Carolina in the ACC semifinals and No. 7 Duke in the championship game.
- Tech's 80-72 win over No. 18 North Carolina on Dec. 4 was the Hokies' first ranked win of the 2022-23 season.

ONE BIG FAMILY

- The camaraderie between the VT men's and women's basketball teams as described by Hunter Cattoor:
- "I'd say it's like a whole big family there. We play and practice in the same facility, so we see them every day, whether that's working out on our own time or during lift and practice. We see them all around. We're saying hey to them. I know Coach Brooks is doing a great job over there with that team. But I look at them as family. ... I think it's great for both programs to be together and support each other and want each other to do well."



CASSELL COLISEUM - RENDERING OF PROPOSED \$75 MILLION-PLUS RENOVATION OF VIRGINIA TECH'S HOME VENUE

REACH FOR EXCELLENCE


- Virginia Tech announced on April 20, 2021 a \$400 million fundraising campaign to propel Hokie sports to the forefront of the Atlantic Coast Conference, prepare generations of student-athletes for success in life, and raise the university's profile nationwide.
- The campaign will leverage the momentum of recent successes on the field and in fundraising, such as adding about 10,000 more Hokie Club members in the past five years and opening the Student-Athlete Performance Center, thanks to a record gift. Still, leaders acknowledged that the athletics enterprise needs an infusion of revenue in order to compete at the top of the ACC.
- The budget increase will support athletics in three primary areas: facilities, coaching, and the student-athlete experience.



- The Reach for Excellence campaign has five main pillars, which are:
 - A football enhancement fund to build a program that consistently competes at the top of the ACC, by allotting \$30 million over time for recruiting, assistant coaches' salaries, quality-control coaches, player development, and capital needs.
 - Renovations to improve Cassell Coliseum, with at least \$50 million to be raised privately.
 - The Drive for 25 initiative to increase Hokie Club membership to 25,000 and raise \$20 million annually for student-

athlete scholarships.

- Striving for comprehensive excellence for all sports by providing operating expenses, facility improvements, nutritional and strength and conditioning programs, and more.
- Increasing the number of student-athlete scholarship endowments to expand capacity to support students and broaden reach in recruiting.
- When it's filled with nearly 10,000 fans cheering the Hokies to victory in the last seconds of a basketball game, Cassell Coliseum is an amazing sight. But when it's empty, the home of Virginia Tech basketball, volleyball, and wrestling shows its age. Built in the early 1960s, the Coliseum is due for an extensive renovation.
- Plans call for a completely redesigned experience, including:
 - A new glass entrance along Washington Street
 - Extended concourse areas along both sides to allow fans easier access to different sections of the coliseum
 - The addition of high-end premium seating areas, including club seating and luxury suites on both sides
- This much-needed \$75 million-plus project, helped by at least \$50 million in private support, would create one of the best home venues in the ACC.



“HOKIE TRACKS”

COMMENTS THAT LEFT AN IMPRESSION

“I think we have always had that standard. I think coming into the year, we wanted to be the best team that we could possibly be and achieve the most that we could achieve. I think throughout the year, we hit ups and downs, but at the end of the day, we never wavered from what our goal was. So, once we won the ACC championship, obviously, it may have been a big shock for everyone else, but for us, it wasn't a shock of that we couldn't have won it. I felt like since Day 1 we felt like we could have won it. I think the standard is trying to win each day, and whatever happens past that happens.”

- Hunter Cattoor on last year's success raising the standard

“I think we've got a really good culture. We've got good guys on the team that when things start going south, I can look to my left and my right and see guys that I trust, guys I believe in. If it's a big shot, I've got guys that I trust with those big shots”

- Justyn Mutts on the Hokies' composure when the game gets tight

“That guy came back for a reason. He didn't come back to sit on his laurels and piddle-paddle around. He came back to win.”

- Mike Young on Justyn Mutts

2022-23 RANKING SUMMARY

Statistic	National Rank	Conference Rank	Value	National Leader	Value	Conference Leader	Value
Assist/Turnover Ratio (352 ranked)	21	2	1.44	Virginia	1.75	Virginia	1.75
Assists Per Game (352 ranked)	54	2	15.2	Xavier	20.8	Virginia	16.6
Bench Points per game (352 ranked)	332	12	13.09	Fla. Atlantic	38.18	Georgia Tech	21.14
Blocks Per Game (352 ranked)	143	11	3.4	Utah Valley	6.4	Syracuse	5.5
Effective FG pct (352 ranked)	53	3	0.540	Colgate	0.581	Miami (FL)	0.548
Fastbreak Points (352 ranked)	326	13	5.55	TCU	20.86	NC State	16.22
Field Goal Percentage (352 ranked)	51	2	47.2	Gonzaga	51.8	Miami (FL)	48.3
Field Goal Percentage Defense (352 ranked)	146	6	42.9	Tennessee	34.8	Clemson	39.5
Fouls Per Game (352 ranked)	89	6	15.7	Creighton	12.6	Notre Dame	13.5
Free Throw Attempts Per Game (352 ranked)	328	14	14.5	UTRGV	26.3	North Carolina	24.7
Free Throw Percentage (352 ranked)	89	7	73.8	Villanova	83.1	Clemson	80.1
Free Throws Made Per Game (352 ranked)	304	13	10.7	UTRGV	18.5	North Carolina	18.1
Rebound Margin (352 ranked)	172	7	1.3	Purdue	11.5	Duke	9.1
Rebounds (Defensive) Per Game (352 ranked)	102	5	26.00	Alabama	31.91	North Carolina	28.55
Rebounds (Offensive) Per Game (352 ranked)	279	10	8.68	Saint Peter's	14.19	Duke	13.41
Rebounds Per Game (352 ranked)	202	8	34.68	Alabama	45.32	Duke	39.68
Scoring Defense (352 ranked)	119	4	67.5	North Texas	54.7	Virginia	60.2
Scoring Margin (352 ranked)	105	7	6.4	Houston	20.5	Virginia	10.2
Scoring Offense (352 ranked)	132	7	73.9	Gonzaga	86.3	NC State	79.9
Steals Per Game (352 ranked)	299	12	5.4	Missouri	11.0	NC State	8.3
Three Point Attempts Per Game (352 ranked)	140	5	22.5	Col. of Charleston	30.8	Pittsburgh	25.8
Three Point Percentage (352 ranked)	115	7	35.4	Utah St.	41.5	Virginia	38.5
Three Point Percentage Defense (352 ranked)	123	7	32.3	Tennessee	22.5	Duke	30.1
Three Pointers Per Game (352 ranked)	118	6	8.0	Cornell	11.5	Notre Dame	9.3
Turnover Margin (352 ranked)	125	7	1.0	Missouri	6.6	NC State	4.1
Turnovers Forced Per Game (352 ranked)	278	11	11.59	SFA	19.00	NC State	13.87
Turnovers Per Game (352 ranked)	15	4	10.5	Penn St.	8.6	Notre Dame	9.1
Winning Percentage (351 ranked)	137	9	59.1	Purdue	95.7	Virginia	85.0

GAMES STARTED

	Streak	22-23	Career	ACC
Hunter Cattoor	5	18	59	30
Rodney Rice	-	-	-	-
MJ Collins	2	4	4	4
Sean Pedulla	22	22	22	11
Darren Buchanan Jr.	-	-	-	-
Patrick Wessler	-	-	-	-
Camden Johnson	-	-	-	-
John Camden	-	-	-	-
Darius Maddox	-	19	19	8
Owyn Dawyot	-	-	-	-
Lynn Kidd	-	5	5	3
Grant Basile	18	21	77	11
Justyn Mutts	21	21	128	44
Michael Ward	-	-	-	-
Mylyjael Poteat	-	-	3	-




NON-CONFERENCE BREAKDOWN

Team	NET	Result
Delaware State	352	W, 95-57
Lehigh	317	W, 78-52
William & Mary	279	W, 94-77
Old Dominion	130	W, 75-71
Penn State	41	W, 61-59
College of Charleston	53	L, 75-77
Charleston Southern	298	W, 69-64
Minnesota	240	W, 67-57
Dayton	112	W, 77-49
Oklahoma State	46	W, 70-65
Grambling State	128	W, 74-48

Tech returned to the site of its 2022 ACC tournament championship on Dec. 11 vs. Oklahoma State.



Hunter Cattoor is seventh all-time at VT in career 3-pointers made with 219.



SEASON BREAKDOWN

TECH'S RECORD WHEN...

	2022-23
Overall	13-9
ACC	3-8
At home	10-2
On the road	0-7
At neutral sites	3-0
After a win	10-3
After a loss	2-6
In overtime	0-1
vs. ranked opponents	1-3
Winning the opening tip	8-2
Losing the opening tip	5-7
Decided by 1-4 points or OT	3-6
Decided by 5-10 points	4-3
Decided by 11-20 points	2-0
Decided by 21+ points	4-0
Leading at half	13-3
Tied at half	0-1
Trailing at half	0-5
VT shoots 50% or better	7-2
VT shoots 40-49.9%	5-5
VT shoots less than 40%	1-2
VT out-shoots opponent	11-3
Opp. out-shoots VT	2-6
Opp. shoots 40% or better	8-7
Opp. shoots less than 40%	5-2
VT out-rebounds opponent	6-3
Opp. out-rebounds VT	5-5
Rebounds are tied	2-1
VT has more FT attempts	8-1
Opp. has more FT attempts	4-8
VT makes more 3-pointers	8-3
Opp. makes more 3-pointers	3-4
VT wins turnover battle	9-4
Opp. wins turnover battle	2-4
Turnovers are tied	2-1
VT scores 100+	0-0
VT scores 90-99 points	2-0
VT scores 80-89 points	2-1
VT scores 70-79 points	6-3
VT scores 60-69 points	3-4
VT scores 50-59 points	0-1
VT scores < 50 points	0-0
Opp. scores > 99 points	0-0
Opp. scores 90-99 points	0-1
Opp. scores 80-89 points	0-1
Opp. scores 70-79 points	5-5
Opp. scores 60-69 points	2-1
Opp. scores 50-59 points	4-1
Opp. scores < 50 points	2-0
Playing on Monday	3-0
Playing on Tuesday	0-1
Playing on Wednesday	1-4
Playing on Thursday	2-0
Playing on Friday	2-0
Playing on Saturday	2-3
Playing on Sunday	3-1
In November	7-1
In December	4-2
In January	2-6
In February	0-0
In March	0-0
Playing during the day	5-1
Playing at night	8-8
Wearing White	9-2
Wearing Maroon	0-4
Wearing Orange	2-2
Wearing Black	2-1

STARTING LINEUPS

W/L

1-0	Sean Pedulla, Hunter Cattoor, Darius Maddox, Grant Basile, Lynn Kidd
9-4	Sean Pedulla, Hunter Cattoor, Darius Maddox, Justyn Mutts, Grant Basile
1-0	Sean Pedulla, Hunter Cattoor, Darius Maddox, Justyn Mutts, Lynn Kidd
0-2	Sean Pedulla, Darius Maddox, Justyn Mutts, Grant Basile, Lynn Kidd
0-2	Sean Pedulla, MJ Collins, Darius Maddox, Justyn Mutts, Lynn Kidd
1-0	Sean Pedulla, Hunter Cattoor, Justyn Mutts, Grant Basile, Lynn Kidd
1-1	Sean Pedulla, Hunter Cattoor, MJ Collins, Justyn Mutts, Grant Basile

Margin of Victory/Defeat

	1	2	3	4	5	6	7	8	9	10	11-19	20+
Wins	-	1	1	1	2	-	-	1	-	1	2	4
Losses	1	2	1	1	1	-	-	-	1	2	-	-

Most First Half Points

Virginia Tech	57 vs. William & Mary (11/13/22)
Opponents	45 by Miami (1/31/23)

Most Second Half Points

Virginia Tech	47 vs. NC State (1/7/23)
Opponents	47 by Miami (1/31/23)

Fewest First Half Points

Virginia Tech	22 vs. NC State (1/7/23)
Opponents	21 by Dayton (12/7/22)

Fewest Second Half Points

Virginia Tech	19 at Clemson (1/21/23)
Opponents	23 by Grambling State (12/17/22)

Largest Halftime Lead

Virginia Tech	25 vs. Delaware State (11/7/22)
Opponents	14 by NC State (1/7/23)

Largest Margin of Victory

Virginia Tech	38 vs. Delaware State (11/7/22)
Opponents	10 (2x) last by Virginia (1/18/23)

MISCELLANEOUS

How 1st Points Were Scored

Layup	8
3FG	7
Jumper	4
Dunk	1
Free Throw	2
Tip-in	-

Rebounds Leader

Grant Basile	7
Hunter Cattoor	1
Lynn Kidd	3
Darius Maddox	1
Justyn Mutts	14
Sean Pedulla	2
Mylyjael Poteat	2

Blocks Leader

Grant Basile	13
John Camden	1
Hunter Cattoor	1
Lynn Kidd	4
Darius Maddox	2
Justyn Mutts	5
Sean Pedulla	3
Mylyjael Poteat	2

15+ Rebounds

Grant Basile	-
--------------	---

20+ Rebounds

Justyn Mutts	-
--------------	---

5+ Assists

Grant Basile	1
Hunter Cattoor	2
Justyn Mutts	10
Sean Pedulla	7

Scored VT's 1st Points

Grant Basile	8
Hunter Cattoor	3
MJ Collins	1
Lynn Kidd	2
Darius Maddox	1
Justyn Mutts	4
Sean Pedulla	3

Assists Leader

Grant Basile	3
Hunter Cattoor	2
MJ Collins	1
Darius Maddox	1
Justyn Mutts	12
Sean Pedulla	9

10+ Points

Grant Basile	17
Hunter Cattoor	9
MJ Collins	1
Lynn Kidd	4
Darius Maddox	10
Justyn Mutts	16
Sean Pedulla	20

10+ Assists

Justyn Mutts	-
--------------	---

5+ Steals

Justyn Mutts	1
--------------	---

First Off VT Bench

Grant Basile	1
John Camden	1
MJ Collins	13
Lynn Kidd	10
Mylyjael Poteat	7
Rodney Rice	1

Steals Leader

Grant Basile	3
Hunter Cattoor	3
MJ Collins	2
Darius Maddox	3
Justyn Mutts	11
Sean Pedulla	10
Mylyjael Poteat	2
Rodney Rice	1

20+ Points

Grant Basile	5
Hunter Cattoor	3
Justyn Mutts	2
Sean Pedulla	4

5+ Blocks

Justyn Mutts	-
--------------	---

Double-Doubles

Grant Basile	3
Justyn Mutts	6

Points Leader

Grant Basile	8
Hunter Cattoor	3
Darius Maddox	1
Justyn Mutts	4
Sean Pedulla	11

30+ Points

Grant Basile	1
--------------	---

10+ Rebounds

Grant Basile	3
Lynn Kidd	1
Justyn Mutts	6

Triple-Doubles

Justyn Mutts	-
--------------	---

THE LAST TIME

LAST TIME VIRGINIA TECH...

Scored 100+ points and won	100-64, vs. Delaware State, 11/20/19
Scored 100+ points and lost	100-104 (2OT), vs. Maryland, 2/27/10
Played in OT	65-70 (OT), at Boston College, 12/21/22
Played in consecutive OTs	82-77 (OT), vs. UAB, 11/28/15; 79-81 (OT), vs. Northwestern, 12/1/15
Played in 2OT	79-77 (2OT), vs. North Carolina, 1/22/20
Played in 3OT	95-102 (3OT), vs. Miami (Fla.), 2/19/20
Scored 100+ points	100-64, vs. Delaware State, 11/20/19
Scored 90-99 points	94-77, vs. William & Mary, 11/13/22
Scored 80-89 points	83-92, at Miami, 1/31/23
Scored 70-79 points	78-75, vs. Duke, 1/23/23
Scored 60-69 points	68-78, at #10 Virginia, 1/18/23
Scored 50-59 points	50-51, at #19 Clemson, 1/21/23
Scored 40-49 points	47-24, at #23 NC State, 2/2/19
Scored 30-39 points	39-65, at #19 Virginia, 1/4/20
Scored 20-29 points	27-40, at McGuire Hospital, 2/2/46
Scored 10-19 points	16-45, at Virginia, 1/30/39
Scored less than 10 points	9-29, vs. North Carolina, 1/12/35
Allowed 100+ points	95-102 (3OT), vs. Miami (Fla.), 1/19/20
Allowed 90-99 points	83-92, at Miami, 1/31/23
Allowed 80-89 points	72-82, at Syracuse, 1/11/23
Allowed 70-79 points	85-70, vs. Syracuse, 1/28/23
Allowed 60-69 points	65-68, vs. Clemson, 1/4/23
Allowed 50-59 points	50-51, at #19 Clemson, 1/21/23
Allowed 40-49 points	74-48, vs. Grambling State, 12/17/22
Allowed 30-39 points	65-39, vs. Radford, 11/15/21
Allowed 20-29 points	47-24, at #23 NC State, 2/2/19
Allowed 10-19 points	60-19, vs. Lynchburg, 1/9/46
Allowed less than 10 points	28-9, vs. Hampden-Sydney, 1/17/1923
Scored at least 60 points in a half	66, 2nd Half, vs. The Citadel, 11/12/17
Largest margin of victory	83 points, vs. Randolph-Macon (87-4), 1/10/1911
Largest margin of victory in ACC	38 points, vs. Wake Forest (84-46), 2/27/21
Defeated a ranked opponent on the road	47-24, at #23 NC State, 2/2/19
Defeated a ranked opponent at home	80-72, vs. #18 North Carolina, 12/4/22
Defeated a ranked opponent on a neutral court	82-67, vs. #7 Duke, 3/12/22
Defeated a defending national champion	65-51, vs. #8 Virginia, 1/30/21
Held opponent without a double-figure scorer	65-39, vs. Radford, 11/15/21
Failed to have a double-figure scorer	41-57, vs. Temple, 2/25/96
Had 5 or more players score in double figures	5, at #10 Virginia, 1/18/23
Had 6 or more players score in double figures	vs. Cornell, 12/8/21
Had 7 or more players score in double figures	vs. Cornell, 12/8/21
Did not make a 3FG	at Providence, 2/1/03
Opponent did not make a 3FG	vs. Virginia, 2/14/22
Did not shoot a FT in the first half	vs. #3 Villanova, 11/28/20
Did not shoot a FT in the second half	at #10 Virginia, 1/18/23
Opponent did not shoot a FT	vs. Merrimack, 11/21/21
Held an opponent under 10 points in a half	9 points, vs. Eastern Michigan (1H), 12/22/11
Held an opponent under 20 points in a half	17 points, vs. Pitt (1H), 2/7/22
Had double-figure blocked shots	10, 84-46, vs. Wake Forest, 2/27/21
Came back from a double-figure deficit to win	10 points, vs. Grambling State, 12/17/22
Lost a double-digit lead	11 points, at Boston College, 1/22/22
Led by 20 or more points at halftime	21 points, vs. Dayton, 12/7/22
Had 20-29 assists in a game	21, at Miami, 2/26/22
Had 30 or more assists	36, vs. The Citadel, 11/12/17
Held a team under 20 percent from the floor	16.7%, at No. 23/22 NC State, 2/2/19
Held a team under three made FGs in a half	2 FG, vs. Notre Dame, 1/10/21
Won an ACC Tournament Championship	82-67, vs. #7 Duke, 3/12/22
Won an NCAA Tournament game	67-58, vs. Liberty, 3/24/19

WHAT'S A HOKIE?

The answer leads all the way back to 1896 when Virginia Agricultural and Mechanical College changed its name to Virginia Polytechnic Institute. With the change came the necessity for writing a new cheer and a contest for such a purpose was held by the student body.



Senior O.M. Stull won first prize for his "Hokie" yell which is still used today. Later, when asked if "Hokie" had any special meaning, Stull explained the word was solely the product of his imagination and was used only as an attention-getter for his yell. It soon became a nickname for all Tech teams and for those people loyal to Tech athletics.

The official university school colors - Chicago Maroon and Burnt Orange - also were introduced in 1896. The colors were chosen by a committee because they made a 'unique combination' not worn elsewhere at the time. The official definition of "Hokie" is "a loyal Virginia Tech Fan."



OUR NAME

When referring to our name, we ask that you use Virginia Tech, Hokies or Tech - and not 'Vah Tech.' Thank you!

THE LAST TIME

LAST TIME A VIRGINIA TECH PLAYER...

Recorded a double-double	Justyn Mutts (11 pts./12 rebs.), vs. Syracuse, 1/28/23
Recorded a triple-double	Justyn Mutts (12 pts./14 rebs./11 ast.), vs. Syracuse, 2/12/22
Two Tech players recorded double-doubles in same game	Keve Aluma (14 pts./12 rebs.) & Justyn Mutts (14 pts./11 rebs.), at Notre Dame, 1/27/21
Two Tech players recorded double-doubles in consecutive games	vs. North Carolina (ACC Tournament), 3/13/09; vs. Duquesne (NIT), 3/18/09
Had five or more steals	Justyn Mutts (6), vs. Oklahoma State, 12/11/22
Had 10 or more assists in a game	Justyn Mutts (11), vs. Syracuse, 2/12/22
Had 20 or more rebounds in a game	Jeff Allen (21), vs. Longwood, 12/14/08
Two Tech players with double-figure rebounds	Grant Basile (10) and Lynn Kidd (10), vs. Delaware State, 11/7/22
Two Tech players had five or more assists	Justyn Mutts (8) & Hunter Cattoor (8), vs. Syracuse, 1/28/23
Three Tech players had five or more assists	Justyn Mutts (8), Hunter Cattoor (8) & Grant Basile (5), vs. Syracuse, 1/28/23
Four Tech players had five or more assists	Kerry Blackshear Jr. (8), Devin Wilson (7), Justin Robinson (7) & Chris Clarke (5), vs. The Citadel, 11/12/17
Three Tech players made five or more 3FG	Nahiem Alleyne (5), Jalen Cone (5) & Isaiah Wilkins (5), vs. Delaware State, 11/20/19
Eight or more Tech players made a 3FG	8 players, at Pitt, 2/5/22
Two Tech players scored 20 or more points	Hunter Cattoor (20) & Sean Pedulla (20), at Miami, 1/31/23
Three Tech players scored 20 or more points	Nickeil Alexander-Walker (25), Ahmed Hill (23) & Justin Robinson (23), vs. #23 Purdue, 11/18/18
Two Tech players scored 20 or more points in consecutive games	Nickeil Alexander-Walker & Kerry Blackshear Jr., 11/10/17 & 11/12/17
Tech freshman scored 20 or more points in a game	Sean Pedulla (20), at Florida State, 1/29/22
Three Tech freshmen scored in double figures in a game	Hunter Cattoor (14), Jalen Cone (11) & Lander Nolley II (10), vs. North Carolina, 3/10/20
Four Tech freshmen scored in double figures in a game	Landers Nolley II (21), Tyrece Radford (21), Jalen Cone (15) & Nahiem Alleyne (10), at Wake Forest, 1/14/20
Tech player scored 30-39 points in a game	Grant Basile (30), vs. Delaware State, 11/7/22
Tech player scored 40-49 points in a game	Dorenzo Hudson (41), vs. Seton Hall, 1/2/10
Tech player scored 50+ points in a game	Bimbo Coles (51), vs. Southern Miss, 2/6/88
Tech player had consecutive double-doubles	Justyn Mutts, 11/17/22, 11/18/22
Tech player had three consecutive double-doubles	Keve Aluma, 1/27/21, 1/30/21, 2/3/21
Tech freshman had consecutive double-doubles	Kerry Blackshear Jr., 12/13/15, 12/19/15
Tech allowed a triple-double	Dennis Smith Jr. (27 pts./11 rebs./11 ast.), at NC State, 1/4/17
Tech had a walk-on score double figures	Christian Beyer (13), vs. Alabama A&M, 12/14/14




2022 **VT** 2023

THEME NIGHTS

11/7 vs. ACC TITLE CELEBRATION PART 1	11/10 vs. MILITARY APPRECIATION	11/13 vs. ACC TITLE CELEBRATION PART 2	12/4 vs. ORANGE OUT
12/7 vs. THE FINALS COUNTDOWN 60'S NIGHT	12/17 vs. THE KIDS' TAKEOVER DAY	1/23 vs. BLACK OUT	1/28 vs. COACHES VS. CANCER
2/4 vs. MAROON OUT	2/18 vs. #LOVE GAME	2/21 vs. WIKIPE OUT	3/4 vs. SENIOR DAY



MIKE YOUNG

Head Coach | Fourth Season at Virginia Tech

2020-21 ACC Coach of the Year

CAREER RECORDS

Overall Record	366-289
Conference Games	205-158
Non-Conference Games	157-130
Conference Tournament	24-14
NCAA Tournament	1-7
Overtime Games	20-17
One-Point Games	12-15
vs. AP Top 25	8-28

VS. CURRENT ACC HEAD COACHES

Coach	All	VT	Wofford
Earl Grant	0-2	0-2	-
Brad Brownell	4-5	4-3	0-2
Jon Scheyer	1-0	1-0	-
Leonard Hamilton	1-1	1-1	-
Josh Pastner	3-3	2-2	1-1
Kenny Payne	-	-	-
Jim Larrañaga	4-5	3-4	1-1
Kevin Keatts	2-2	2-2	-
Hubert Davis	2-2	2-2	-
Mike Brey	4-2	4-1	0-1
Jeff Capel III	3-1	3-1	-
Jim Boeheim	3-3	3-3	-
Tony Bennett	2-5	2-4	0-1
Steve Forbes	8-5	2-2	6-3
Total	37-36	29-27	8-9

vs. Coach Young

Earl Grant	2-0 at BC
Brad Brownell	5-4 at Clemson
Jon Scheyer	0-1 at Duke
Leonard Hamilton	1-1 at Florida State
Josh Pastner	3-3 at Georgia Tech
Kenny Payne	0-0 at Louisville
Jim Larrañaga	0-1 at GMU; 5-3 at Miami
Kevin Keatts	2-2 at NC State
Hubert Davis	2-2 at UNC
Mike Brey	2-4 at Notre Dame
Jeff Capel III	1-3 at Pitt
Jim Boeheim	3-3 at Syracuse
Tony Bennett	5-2 at UVA
Steve Forbes	3-6 at ETSU; 2-2 at Wake

▶ COACH YOUNG: CAREER BREAKDOWN

Season	School	Overall	Conference	Finish	Postseason	Ranking	RPI/NET
2002-03	Wofford	14-15 .483	8-8 .500	T6th	-	-/-	219
2003-04	Wofford	9-20 .310	4-12 .250	T10th	-	-/-	273
2004-05	Wofford	14-14 .500	7-9 .438	8th	-	-/-	225
2005-06	Wofford	11-18 .379	6-9 .400	9th	-	-/-	287
2006-07	Wofford	10-20 .333	5-13 .278	T9th	-	-/-	295
2007-08	Wofford	16-16 .500	8-12 .400	8th	-	-/-	191
2008-09	Wofford	16-14 .533	12-8 .600	4th	-	-/-	177
2009-10	Wofford	26-9 .743	15-3 .833	1st	NCAA First Round	-/-	73
2010-11	Wofford	21-13 .618	14-4 .778	T1st	NCAA First Round	-/-	105
2011-12	Wofford	19-14 .576	12-6 .667	T2nd	CBI	-/-	178
2012-13	Wofford	13-19 .406	7-11 .389	T8th	-	-/-	253
2013-14	Wofford	20-13 .606	11-5 .688	T3rd	NCAA First Round	-/-	152
2014-15	Wofford	28-7 .800	16-2 .889	1st	NCAA First Round	RV/-	49
2015-16	Wofford	15-17 .469	11-7 .611	T3rd	-	-/-	202
2016-17	Wofford	16-17 .485	10-8 .556	T4th	-	-/-	189
2017-18	Wofford	21-13 .618	11-7 .611	T4th	CIT	-/-	141
2018-19	Wofford	30-5 .857	18-0 1.000	1st	NCAA Second Round	19/18	14
Totals	17 Seasons	299-244 .551	175-124 .585				
2019-20	Virginia Tech	16-16 .500	7-13 .350	T10th	-	-/-	92
2020-21	Virginia Tech	15-7 .682	9-4 .692	3rd	NCAA First Round	25/RV	51
2021-22	Virginia Tech	23-13 .639	11-9 .550	7th	NCAA Tournament	RV/RV	27
2022-23	Virginia Tech	13-9 .591	3-8 .273	-	-	-/-	51
Totals	4 Seasons	67-45 .598	30-34 .469				
Overall	21 Seasons	366-289 .559	205-158 .565				

▶ THE YOUNG FILE

Born	5/1/1963
Hometown	Radford, Virginia
Wife	Margaret
Children	Cooper, Davis
Education	Emory & Henry, 1986
Joined Tech Staff	4/7/2019
Years as College Head Coach	20
Years as College Coach	35

Coaching Career

1986-88	Assistant Coach, Emory & Henry
1988-89	Assistant Coach, Radford
1989-02	Assistant Coach, Wofford
2002-19	Head Coach, Wofford
2019-pr.	Head Coach, Virginia Tech

▶ ACCOMPLISHMENTS

Seven NCAA Tournaments

2022, 2021, 2019, 2015, 2014, 2011, 2010

One ACC Tournament Championship

2022

Five SoCon Tournament Championships

2019, 2015, 2014, 2011, 2010

Four SoCon Regular-Season Titles

2019, 2015, 2011, 2010

Two-time National Coach of the Year

2019 (Sporting News), 2010 (Hugh Durham)

Three AP All-America Selections

Fletcher Magee (2018-19), Karl Cochran (2014-15), Noah Dahlman (2009-10)

O HUNTER CATTOOR

SENIOR Guard | 6-3 | 200 | M.A. in Education, Liberal Arts and Human Sciences
Orlando, Florida | Bishop Moore



SEASON/CAREER BESTS

POINTS

Season 22 vs. William & Mary (11/13/22)
Career 31 vs. Duke (3/12/22)

REBOUNDS

Season 7 vs. CSU (11/25/22)
Career 9 vs. Radford (11/15/21)

ASSISTS

Season 8 vs. Syracuse (1/28/23)
Career 8 vs. Syracuse (1/28/23)

BLOCKS

Season 2 vs. Delaware State (11/7/22)
Career 3 vs. Wake Forest (2/27/21)

STEALS

Season 4 vs. Penn State (11/18/22)
Career 4 vs. Penn State (11/18/22)

MINUTES

Season 40 vs. Duke (1/23/23)
Career 40 vs. Duke (1/23/23)

FIELD GOALS MADE

Season 7 (2x), last at CofC (11/20/22)
Career 11 vs. Duke (3/12/22)

FIELD GOALS ATTEMPTED

Season 13 at CofC (11/20/22)
Career 16 vs. Duke (3/12/22)

3-PT. FIELD GOALS MADE

Season 6 (2x), last vs. Syracuse (1/28/23)
Career 9 at Florida State (1/29/22)

3-PT. FIELD GOALS ATTEMPTED

Season 10 (3x), last vs. Syracuse (1/28/23)
Career 11 at Florida State (1/29/22)

FREE THROWS MADE

Season 7 vs. Oklahoma State (12/11/22)
Career 7 vs. Oklahoma State (12/11/22)

FREE THROWS ATTEMPTED

Season 8 vs. Oklahoma State (12/11/22)
Career 8 (2x), last vs. Oklahoma St. (12/11/22)

CAREER STATS

	GP-GS	MIN	AVG	FG-FGA	FG%	3FG-FGA	3FG%	FT-FTA	FT%	OFF-DEF-TOT	AVG	PF-FO	AST	TO	BLK	STL	PTS	AVG
2019-20	31-3	629	20.3	69-165	.418	51-127	.402	14-22	.636	4-73-77	2.5	44-0	35	16	4	31	203	6.5
2020-21	22-2	489	22.2	57-125	.456	39-90	.433	34-43	.791	2-39-41	1.9	34-1	30	26	11	20	187	8.5
2021-22	36-36	1183	32.9	121-278	.435	83-199	.417	36-50	.720	12-131-143	4.0	80-0	73	36	6	39	361	10.0
2022-23	18-18	594	33.0	64-142	.451	46-106	.434	23-31	.742	5-67-72	4.0	25-0	40	16	2	16	197	10.9
TOTAL	107-59	2895	27.1	311-710	.438	219-522	.420	107-146	.733	23-310-333	3.1	183-1	178	94	23	106	948	8.9

- 2022 ACC Tournament MVP; 31 points vs. Duke in title game. *Last name pronounced: cuh-TOUR*
- MVP of Basketball Hall of Fame Shootout vs. St. Bonaventure.
- One of Tech's top threats from three.
- Had 12 games of hitting three or more 3FGs in back-to-back seasons (2020-22).
- Reached double-figure scoring 17 times as a junior.
- Erupted for nine 3-pointers (tied single-game program record) at Florida State, which was the turning point in the Hokies' 2021-22 season.
- Originally committed to Wofford, but signed with the Hokies after Virginia Tech's hiring of Mike Young.
- Four-year letterwinner at Bishop Moore High School.
- Scored 1,420 points in high school. Was a 3-star recruit (247 Sports).
- Also played quarterback on Bishop Moore's football team.
- Wants to coach basketball when playing career is over.

2022-23 GAME-BY-GAME STATS

OPPONENT	DATE	ST	MIN	FG-FGA	PCT	3FG-FGA	PCT	FT-FTA	PCT	OFF	DEF	TOT	PF	A	T/O	BLK	STL	PTS
Delaware State	11/7/22	*	26	2-6	.333	1-4	.250	1-2	.500	1	2	3	0	2	0	2	0	6
Lehigh	11/10/22	*	29	2-4	.500	1-3	.333	1-2	.500	0	1	1	1	4	1	0	0	6
William & Mary	11/13/22	*	30	7-11	.636	6-10	.600	2-2	1.000	0	3	3	1	3	0	0	0	22
vs. Old Dominion	11/17/22	*	30	3-7	.429	2-4	.500	2-2	1.000	0	3	3	3	0	0	0	0	10
vs. Penn State	11/18/22	*	38	1-6	.167	1-5	.200	0-0	.000	0	4	4	1	1	0	0	4	3
at College of Charleston	11/20/22	*	38	7-13	.538	3-7	.429	0-2	.000	0	5	5	1	1	2	0	2	17
Charleston Southern	11/25/22	*	33	2-10	.200	2-6	.333	2-2	1.000	2	5	7	3	4	1	0	0	8
Minnesota	11/28/22	*	32	2-6	.333	2-4	.500	0-0	.000	0	6	6	1	1	2	0	0	6
North Carolina	12/4/22	*	29	5-7	.714	3-4	.750	0-1	.000	0	3	3	3	1	0	0	0	13
Dayton	12/7/22	*	33	3-8	.375	1-6	.167	0-0	.000	0	3	3	1	0	0	0	1	7
vs. Oklahoma State	12/11/22	*	35	1-5	.200	0-3	.000	7-8	.875	0	6	6	1	1	1	0	3	9
Grambling State	12/17/22	*	26	4-8	.500	4-8	.500	1-2	.500	0	4	4	2	1	0	0	0	13
at Boston College	12/21/22	*	30	2-5	.400	1-3	.333	0-0	.000	0	5	5	3	1	2	0	1	5
at Wake Forest	12/31/22																	
Clemson	1/4/23																	
NC State	1/7/23																	
at Syracuse	1/11/23																	
at Virginia	1/18/23	*	34	4-8	.500	3-6	.500	0-0	.000	1	5	6	2	5	1	0	0	11
at Clemson	1/21/23	*	37	2-8	.250	2-7	.286	0-0	.000	0	4	4	0	3	2	0	1	6
Duke	1/23/23	*	40	5-10	.500	5-10	.500	0-1	.000	0	2	2	0	0	0	0	2	15
Syracuse	1/28/23	*	36	6-10	.600	6-10	.600	2-2	1.000	0	3	3	2	8	2	0	1	20
at Miami	1/31/23	*	39	6-10	.600	3-6	.500	5-5	1.000	1	3	4	0	4	2	0	1	20
Virginia	2/4/23																	
Boston College	2/8/23																	
at Notre Dame	2/11/23																	
at Georgia Tech	2/15/23																	
Pitt	2/18/23																	
Miami	2/21/23																	
at Duke	2/25/23																	
at Louisville	2/28/23																	
Florida State	3/4/23																	

PRODUCTION TRACKER

	This Season	Career
Scored 10+ Points	9	47
Scored 20+ Points	3	6
Led Tech in Scoring	3	11
Made 3+ 3FGs	8	32
Led Tech in 3FGM	13	39
Shot over 40% from 3	10	57
Had a Double-Double	-	-
Had Multiple Assists	8	47
Had Multiple Steals	4	30



1 RODNEY RICE

FRESHMAN Guard | 6-4 | 195 | Communication
Clinton, Maryland | DeMatha Catholic



SEASON/CAREER BESTS

POINTS

Season 2 at Syracuse (1/11/23)
Career 2 at Syracuse (1/11/23)

REBOUNDS

Season 4 at Syracuse (1/11/23)
Career 4 at Syracuse (1/11/23)

ASSISTS

Season 1 at Syracuse (1/11/23)
Career 1 at Syracuse (1/11/23)

BLOCKS

Season -
Career -

STEALS

Season 3 at Syracuse (1/11/23)
Career 3 at Syracuse (1/11/23)

MINUTES

Season 29 at Syracuse (1/11/23)
Career 29 at Syracuse (1/11/23)

FIELD GOALS MADE

Season 1 at Syracuse (1/11/23)
Career 1 at Syracuse (1/11/23)

FIELD GOALS ATTEMPTED

Season 9 at Syracuse (1/11/23)
Career 9 at Syracuse (1/11/23)

3-PT. FIELD GOALS MADE

Season -
Career -

3-PT. FIELD GOALS ATTEMPTED

Season 5 at Syracuse (1/11/23)
Career 5 at Syracuse (1/11/23)

FREE THROWS MADE

Season -
Career -

FREE THROWS ATTEMPTED

Season -
Career -

CAREER STATS

	GP-GS	MIN	AVG	FG-FGA	FG%	3FG-FGA	3FG%	FT-FTA	FT%	OFF-DEF-TOT	AVG	PF-FO	AST	TO	BLK	STL	PTS	AVG
2022-23	1-0	29	29.0	1-9	.111	0-5	.000	0-0	.000	1-3-4	4.0	3-0	1	2	0	3	2	2.0
TOTAL	1-0	29	29.0	1-9	.111	0-5	.000	0-0	.000	1-3-4	4.0	3-0	1	2	0	3	2	2.0

- Suffered a broken finger in his right hand at the end of the Jan. 14 practice and will be out indefinitely.
- Three-year letterwinner at DeMatha where he played one season under the direction of current Tech associate head coach Mike Jones.
- All-Met First Team selection in 2021-22 after leading the Stags in scoring.
- Averaged 18.5 points per game across a three-year career at DeMatha.
- Four-star recruit ranked 45th overall, third in Maryland and eighth at his position by ESPN.
- Chose the Hokies over Louisville, Alabama, Notre Dame, Georgetown and Maryland.
- Father, Rodney Rice Sr., played basketball at Richmond and led the Spiders to the Sweet 16 of the 1988 NCAA Tournament.

2022-23 GAME-BY-GAME STATS

OPPONENT	DATE	ST	MIN	FG-FGA	PCT	3FG-FGA	PCT	FT-FTA	PCT	OFF	DEF	TOT	PF	A	T/O	BLK	STL	PTS	
Delaware State	11/7/22																		DNP
Lehigh	11/10/22																		DNP
William & Mary	11/13/22																		DNP
vs. Old Dominion	11/17/22																		DNP
vs. Penn State	11/18/22																		DNP
at College of Charleston	11/20/22																		DNP
Charleston Southern	11/25/22																		DNP
Minnesota	11/28/22																		DNP
North Carolina	12/4/22																		DNP
Dayton	12/7/22																		DNP
vs. Oklahoma State	12/11/22																		DNP
Grambling State	12/17/22																		DNP
at Boston College	12/21/22																		DNP
at Wake Forest	12/31/22																		DNP
Clemson	1/4/23																		DNP
NC State	1/7/23																		DNP
at Syracuse	1/11/23		29	1-9	.111	0-5	.000	0-0	.000	1	3	4	3	1	2	0	3	2	
at Virginia	1/18/23																		DNP
at Clemson	1/21/23																		DNP
Duke	1/23/23																		DNP
Syracuse	1/28/23																		DNP
at Miami	1/31/23																		DNP
Virginia	2/4/23																		DNP
Boston College	2/8/23																		DNP
at Notre Dame	2/11/23																		DNP
at Georgia Tech	2/15/23																		DNP
Pitt	2/18/23																		DNP
Miami	2/21/23																		DNP
at Duke	2/25/23																		DNP
at Louisville	2/28/23																		DNP
Florida State	3/4/23																		DNP

PRODUCTION TRACKER

	This Season
Scored 10+ Points	-
Scored 20+ Points	-
Led Tech in Scoring	-
Made multiple 3FGs	-
Led Tech in 3FGM	-
Shot over 40% from 3	-
Had a Double-Double	-
Had Multiple Assists	-
Had Multiple Steals	1



2 MJ COLLINS

FRESHMAN Guard | 6-4 | 190 | Communication
Clover, South Carolina | Combine Academy



- A two-year letterwinner at Westminster Catawba before transferring to Combine Academy for his senior season.
- Combine ended the season ranked No. 20 in the country with a 25-5 record and a state championship in 2021-22.
- All-state, all-conference and the Male Athlete of the Year after averaging 23 points per game as a junior.
- Coached by Sim Frazier while playing for Team Curry in the summer of 2021.
- Rated the 181st-best prospect in the 2022 class on 247Sports.
- Tabbed the second-best player in the state of South Carolina and the 27th-best combo guard nationally, according to 247Sports.
- Four-star recruit and ranked 22nd at his position by ESPN.
- Chose the Hokies over Clemson, Oklahoma, Providence, South Florida and East Tennessee State.
- His sister, Reneazia, won three state championships in track.

SEASON/CAREER BESTS

POINTS

Season 11 vs. Syracuse (1/28/23)
Career 11 vs. Syracuse (1/28/23)

REBOUNDS

Season 8 vs. UNC (12/4/22)
Career 8 vs. UNC (12/4/22)

ASSISTS

Season 3 (3x), last vs. NC State (1/7/23)
Career 3 (3x), last vs. NC State (1/7/23)

BLOCKS

Season -
Career -

STEALS

Season 2 vs. Syracuse (1/28/23)
Career 2 vs. Syracuse (1/28/23)

MINUTES

Season 35 vs. Syracuse (1/28/23)
Career 35 vs. Syracuse (1/28/23)

FIELD GOALS MADE

Season 4 vs. Syracuse (1/28/23)
Career 4 vs. Syracuse (1/28/23)

FIELD GOALS ATTEMPTED

Season 7 (3x), last vs. UNC (12/4/22)
Career 7 (3x), last vs. UNC (12/4/22)

3-PT. FIELD GOALS MADE

Season 3 vs. Syracuse (1/28/23)
Career 3 vs. Syracuse (1/28/23)

3-PT. FIELD GOALS ATTEMPTED

Season 5 vs. Syracuse (1/28/23)
Career 5 vs. Syracuse (1/28/23)

FREE THROWS MADE

Season 3 vs. UNC (12/4/22)
Career 3 vs. UNC (12/4/22)

FREE THROWS ATTEMPTED

Season 4 vs. UNC (12/4/22)
Career 4 vs. UNC (12/4/22)

2022-23 GAME-BY-GAME STATS

OPPONENT	DATE	ST	MIN	FG-FGA	PCT	3FG-FGA	PCT	FT-FTA	PCT	OFF	DEF	TOT	PF	A	T/O	BLK	STL	PTS
Delaware State	11/7/22		23	2-7	.286	0-2	.000	0-0	.000	0	2	2	0	2	1	0	1	4
Lehigh	11/10/22		24	2-5	.400	1-3	.333	0-0	.000	0	0	0	1	1	0	0	1	5
William & Mary	11/13/22		16	2-7	.286	1-3	.333	2-2	1.000	0	0	0	4	0	0	0	0	7
vs. Old Dominion	11/17/22		19	1-2	.500	0-0	.000	0-0	.000	0	1	1	1	2	0	0	0	2
vs. Penn State	11/18/22		16	0-2	.000	0-2	.000	2-2	1.000	1	3	4	2	1	0	0	0	2
at College of Charleston	11/20/22		25	2-6	.333	0-3	.000	1-1	1.000	1	3	4	3	2	1	0	0	5
Charleston Southern	11/25/22		16	0-2	.000	0-1	.000	0-0	.000	0	1	1	0	0	0	0	0	0
Minnesota	11/28/22		21	1-2	.500	1-2	.500	0-0	.000	0	3	3	1	2	0	0	0	3
North Carolina	12/4/22		21	2-7	.286	1-4	.250	3-4	.750	5	3	8	3	1	0	0	0	8
Dayton	12/7/22		22	1-4	.250	0-2	.000	0-0	.000	0	2	2	0	3	0	0	0	2
vs. Oklahoma State	12/11/22		14	1-3	.333	0-2	.000	0-0	.000	0	1	1	0	0	0	0	0	2
Grambling State	12/17/22		22	2-3	.667	0-1	.000	0-1	.000	0	2	2	1	3	2	0	1	4
at Boston College	12/21/22		21	0-2	.000	0-1	.000	0-0	.000	0	5	5	0	1	1	0	0	0
at Wake Forest	12/31/22		28	1-4	.250	1-2	.500	0-0	.000	0	3	3	4	1	1	0	0	3
Clemson	1/4/23		9	0-1	.000	0-0	.000	0-0	.000	0	2	2	0	0	1	0	0	0
NC State	1/7/23	*	28	3-5	.600	0-1	.000	0-0	.000	1	1	2	0	3	0	0	0	6
at Syracuse	1/11/23	*	21	0-3	.000	0-1	.000	0-0	.000	1	1	2	1	0	0	0	0	0
at Virginia	1/18/23		19	3-5	.600	2-3	.667	0-0	.000	1	3	4	0	0	0	0	0	8
at Clemson	1/21/23		28	2-3	.667	2-2	1.000	0-0	.000	0	1	1	1	0	0	0	1	6
Duke	1/23/23		22	2-4	.500	1-2	.500	1-2	.500	1	4	5	3	1	1	0	0	6
Syracuse	1/28/23	*	35	4-6	.667	3-5	.600	0-0	.000	1	0	1	4	0	2	0	2	11
at Miami	1/31/23	*	30	1-4	.250	0-1	.000	0-0	.000	0	2	2	1	1	2	0	0	2
Virginia	2/4/23																	
Boston College	2/8/23																	
at Notre Dame	2/11/23																	
at Georgia Tech	2/15/23																	
Pitt	2/18/23																	
Miami	2/21/23																	
at Duke	2/25/23																	
at Louisville	2/28/23																	
Florida State	3/4/23																	

PRODUCTION TRACKER

	This Season
Scored 10+ Points	1
Scored 20+ Points	-
Led Tech in Scoring	-
Made multiple 3FGs	3
Led Tech in 3FGM	2
Shot over 40% from 3	6
Had a Double-Double	-
Had Multiple Assists	7
Had Multiple Steals	1



CAREER STATS

	GP-GS	MIN	AVG	FG-FGA	FG%	3FG-FGA	3FG%	FT-FTA	FT%	OFF-DEF-TOT	AVG	PF-FO	AST	TO	BLK	STL	PTS	AVG
2022-23	22-4	480	21.8	32-87	.368	13-43	.302	9-12	.750	12-43-55	2.5	30-0	24	12	0	6	86	3.9
TOTAL	22-4	480	21.8	32-87	.368	13-43	.302	9-12	.750	12-43-55	2.5	30-0	24	12	0	6	86	3.9

3 SEAN PEDULLA

SOPHOMORE Guard | 6-1 | 195 | Sports Media and Analytics
Edmond, Oklahoma | Edmond Memorial



SEASON/CAREER BESTS

POINTS

Season 22 vs. William & Mary (11/13/22)
Career 22 vs. William & Mary (11/13/22)

REBOUNDS

Season 7 at Clemson (1/21/23)
Career 7 at Clemson (1/21/23)

ASSISTS

Season 8 vs. Delaware State (11/7/22)
Career 8 vs. Delaware State (11/7/22)

BLOCKS

Season 1 (4x), last at Virginia (1/18/23)
Career 1 (5x), last at Virginia (1/18/23)

STEALS

Season 4 at Clemson (1/21/23)
Career 4 at Clemson (1/21/23)

MINUTES

Season 44 at Boston College (12/21/22)
Career 44 at Boston College (12/21/22)

FIELD GOALS MADE

Season 9 vs. Lehigh (11/10/22)
Career 9 vs. Lehigh (11/10/22)

FIELD GOALS ATTEMPTED

Season 18 (3x), last at Clemson (1/21/23)
Career 18 (3x), last at Clemson (1/21/23)

3-PT. FIELD GOALS MADE

Season 5 vs. Delaware State (11/7/22)
Career 6 at Florida State (1/29/22)

3-PT. FIELD GOALS ATTEMPTED

Season 11 at Syracuse (1/11/23)
Career 11 at Syracuse (1/11/23)

FREE THROWS MADE

Season 7 vs. Grambling (12/17/22)
Career 10 vs. Texas (3/18/22)

FREE THROWS ATTEMPTED

Season 9 vs. Grambling (12/17/22)
Career 10 vs. Texas (3/18/22)

CAREER STATS

	GP-GS	MIN	AVG	FG-FGA	FG%	3FG-FGA	3FG%	FT-FTA	FT%	OFF-DEF-TOT	AVG	PF-FO	AST	TO	BLK	STL	PTS	AVG
2021-22	36-0	467	13.0	62-145	.428	34-76	.447	36-40	.900	6-36-42	1.2	54-2	47	31	1	21	194	5.4
2022-23	22-22	780	35.5	121-285	.425	42-126	.333	61-71	.859	8-70-78	3.5	59-2	90	49	4	30	345	15.7
TOTAL	58-22	1247	21.5	183-430	.426	76-202	.376	97-111	.874	14-106-120	2.1	113-4	137	80	5	51	539	9.3

- Will take over the reins at point guard following the graduation of Storm Murphy. *Last name pronounced: puh-DOOL-uh*
- Solid sharpshooter from downtown – shot over 40% from three 18 times as a freshman.
- Posted a career-high 20 points at Florida State, which was the turning point in the Hokies' 2021-22 season. He drilled 6 of 7 from long range in that game.
- Guided Edmond Memorial to three state tournaments.
- Two-time all-state selection and COAC Offensive Player of the Year that averaged 17.6 points a game as a senior.
- Rated the 165th-best prospect in the 2021 class on 247Sports.
- Tabbed the second-best player in the state of Oklahoma and the 25th-best point guard nationally, according to 247Sports.
- Chose the Hokies over Minnesota and Oklahoma State.
- One of Dominic and Bernadette Pedulla's nine children. His siblings JJ, Edmund and Claire won state championships in high school basketball, while Brendan won a state championship in rugby.

2022-23 GAME-BY-GAME STATS

OPPONENT	DATE	ST	MIN	FG-FGA	PCT	3FG-FGA	PCT	FT-FTA	PCT	OFF	DEF	TOT	PF	A	T/O	BLK	STL	PTS
Delaware State	11/7/22	*	29	5-12	.417	5-8	.625	3-4	.750	0	4	4	1	8	2	0	1	18
Lehigh	11/10/22	*	33	9-17	.529	1-5	.200	1-1	1.000	0	3	3	0	2	0	1	0	20
William & Mary	11/13/22	*	36	7-11	.636	4-7	.571	4-4	1.000	1	3	4	2	4	1	1	1	22
vs. Old Dominion	11/17/22	*	34	7-15	.467	2-5	.400	2-5	.400	0	4	4	2	7	1	0	0	18
vs. Penn State	11/18/22	*	38	5-13	.385	0-6	.000	0-0	.000	0	1	1	1	3	1	0	3	10
at College of Charleston	11/20/22	*	34	7-15	.467	1-5	.200	2-2	1.000	0	3	3	3	3	4	0	2	17
Charleston Southern	11/25/22	*	37	6-10	.600	1-2	.500	2-3	.667	0	4	4	1	3	1	0	0	15
Minnesota	11/28/22	*	35	8-13	.615	1-3	.333	0-0	.000	1	3	4	2	2	1	0	0	17
North Carolina	12/4/22	*	36	5-14	.357	1-5	.200	3-4	.750	0	4	4	4	4	2	0	0	14
Dayton	12/7/22	*	27	8-13	.615	2-5	.400	1-1	1.000	0	1	1	5	2	1	0	2	19
vs. Oklahoma State	12/11/22	*	39	6-16	.375	2-4	.500	2-3	.667	1	4	5	3	4	1	0	1	16
Grambling State	12/17/22	*	33	5-12	.417	4-8	.500	7-9	.778	1	4	5	1	6	3	0	2	21
at Boston College	12/21/22	*	44	7-16	.438	1-5	.200	3-3	1.000	1	1	2	5	5	4	0	0	18
at Wake Forest	12/31/22	*	38	6-18	.333	1-9	.111	5-5	1.000	1	3	4	4	7	3	0	3	18
Clemson	1/4/23	*	37	5-18	.278	4-9	.444	0-0	.000	0	5	5	4	4	3	1	0	14
NC State	1/7/23	*	40	5-13	.385	1-3	.333	8-8	1.000	1	4	5	4	4	4	0	1	19
at Syracuse	1/11/23	*	40	3-15	.200	2-11	.182	2-2	1.000	0	6	6	3	7	2	0	2	10
at Virginia	1/18/23	*	40	4-9	.444	2-6	.333	0-0	.000	0	1	1	4	3	2	1	2	10
at Clemson	1/21/23	*	35	2-13	.154	1-7	.143	2-2	1.000	1	6	7	2	2	3	0	4	7
Duke	1/23/23	*	39	4-8	.500	3-5	.600	5-5	1.000	0	2	2	1	5	2	0	2	16
Syracuse	1/28/23	*	17	1-4	.250	1-3	.333	3-4	.750	0	3	3	4	2	2	0	2	6
at Miami	1/31/23	*	40	6-10	.600	2-5	.400	6-6	1.000	0	1	1	3	3	6	0	2	20
Virginia	2/4/23																	
Boston College	2/8/23																	
at Notre Dame	2/11/23																	
at Georgia Tech	2/15/23																	
Pitt	2/18/23																	
Miami	2/21/23																	
at Duke	2/25/23																	
at Louisville	2/28/23																	
Florida State	3/4/23																	

PRODUCTION TRACKER

	This Season	Career
Scored 10+ Points	20	25
Scored 20+ Points	4	5
Led Tech in Scoring	11	12
Made 3+ 3FGs	5	9
Led Tech in 3FGM	5	9
Shot over 40% from 3	10	28
Had a Double-Double	-	-
Had Multiple Assists	22	35
Had Multiple Steals	11	14



4 DARREN BUCHANAN JR.

FRESHMAN Forward | 6-7 | 235 | Communication
Washington, D.C. | Woodrow Wilson



SEASON/CAREER BESTS

POINTS

Season -
Career -

REBOUNDS

Season -
Career -

ASSISTS

Season -
Career -

BLOCKS

Season -
Career -

STEALS

Season -
Career -

MINUTES

Season -
Career -

FIELD GOALS MADE

Season -
Career -

FIELD GOALS ATTEMPTED

Season -
Career -

3-PT. FIELD GOALS MADE

Season -
Career -

3-PT. FIELD GOALS ATTEMPTED

Season -
Career -

FREE THROWS MADE

Season -
Career -

FREE THROWS ATTEMPTED

Season -
Career -

CAREER STATS

	GP-GS	MIN	AVG	FG-FGA	FG%	3FG-FGA	3FG%	FT-FTA	FT%	OFF-DEF-TOT	AVG	PF-FO	AST	TO	BLK	STL	PTS	AVG	
2022-23																			
TOTAL																			

- Will redshirt the 2022-23 season.
- A four-year letterwinner at Woodrow Wilson in Washington, D.C.
- 2022 D.C. Gatorade Player of the Year and All-Met Player of the Year.
- Two-time DCIAA Player of the Year and two-time DCIAA champion.
- Two-time all-state first team selection, All-Met first team as a senior (joining teammate Rodney Rice) and two-time DCIAA first team.
- Averaged 17 points, 10 rebounds, four assists and three steals during his four-year career at Woodrow Wilson.
- Coached by Osman Bangura and Angelo Hernandez while playing for Team Durant on the Nike EYBL circuit for three years.
- Tabbed the second-best player in Washington, D.C., and the 47th-best small forward nationally, according to 247Sports; Three-star recruit according to multiple outlets.
- Chose the Hokies over Georgetown, Rutgers, George Mason and George Washington.
- Related to former NFL tight end Vernon Davis.

Name pronounced: DARE-in BUH-can-in

2022-23 GAME-BY-GAME STATS

OPPONENT	DATE	ST	MIN	FG-FGA	PCT	3FG-FGA	PCT	FT-FTA	PCT	OFF	DEF	TOT	PF	A	T/O	BLK	STL	PTS	
Delaware State	11/7/22																		DNP
Lehigh	11/10/22																		DNP
William & Mary	11/13/22																		DNP
vs. Old Dominion	11/17/22																		DNP
vs. Penn State	11/18/22																		DNP
at College of Charleston	11/20/22																		DNP
Charleston Southern	11/25/22																		DNP
Minnesota	11/28/22																		DNP
North Carolina	12/4/22																		DNP
Dayton	12/7/22																		DNP
vs. Oklahoma State	12/11/22																		DNP
Grambling State	12/17/22																		DNP
at Boston College	12/21/22																		DNP
at Wake Forest	12/31/22																		DNP
Clemson	1/4/23																		DNP
NC State	1/7/23																		DNP
at Syracuse	1/11/23																		DNP
at Virginia	1/18/23																		DNP
at Clemson	1/21/23																		DNP
Duke	1/23/23																		DNP
Syracuse	1/28/23																		DNP
at Miami	1/31/23																		DNP
Virginia	2/4/23																		DNP
Boston College	2/8/23																		DNP
at Notre Dame	2/11/23																		DNP
at Georgia Tech	2/15/23																		DNP
Pitt	2/18/23																		DNP
Miami	2/21/23																		DNP
at Duke	2/25/23																		DNP
at Louisville	2/28/23																		DNP
Florida State	3/4/23																		DNP

PRODUCTION TRACKER

	This Season
Scored 10+ Points	-
Had 5+ Rebounds	-
Had Multiple Blocks	-
Led Tech in Blocks	-
Had Multiple Steals	-
Shot over 50% from the floor	-
Played 10+ Minutes	-
Shot 5+ Free Throws	-
Had Multiple Dunks	-



5 PATRICK WESSLER

FRESHMAN Center | 7-0 | 245 | Business Marketing
 Matthews, North Carolina | Combine Academy



Last name pronounced: WES-ler

- Will redshirt the 2022-23 season.
- Invited to the Allen Iverson 24K Showcase game in Memphis.
- Played his final two seasons at Combine Academy where he guided the program to a state championship in 2021-22.
- Averaged 18 points, 14 rebounds and 2.3 blocks as a senior, while Combine ended the season ranked No. 20 in the country with a 25-5 record.
- Named 2020-21 HoopState Network Sixth Man of the Year.
- Played his freshman and sophomore seasons at David W. Butler High School in Matthews, N.C.
- Southwestern 4A Conference Player of the Year.
- Completed for CC Elite on the AAU circuit.
- Rated the 148th-best prospect in the 2022 class by 247Sports; Tabbed the third-best player in the state of North Carolina and the 24th-best center nationally, according to 247Sports.
- Chose the Hokies over Providence, Southern Cal, NC State and Ole Miss.

SEASON/CAREER BESTS

POINTS

Season -
 Career -

REBOUNDS

Season -
 Career -

ASSISTS

Season -
 Career -

BLOCKS

Season -
 Career -

STEALS

Season -
 Career -

MINUTES

Season -
 Career -

FIELD GOALS MADE

Season -
 Career -

FIELD GOALS ATTEMPTED

Season -
 Career -

3-PT. FIELD GOALS MADE

Season -
 Career -

3-PT. FIELD GOALS ATTEMPTED

Season -
 Career -

FREE THROWS MADE

Season -
 Career -

FREE THROWS ATTEMPTED


Season -
 Career -

2022-23 GAME-BY-GAME STATS

OPPONENT	DATE	ST	MIN	FG-FGA	PCT	3FG-FGA	PCT	FT-FTA	PCT	OFF	DEF	TOT	PF	A	T/O	BLK	STL	PTS	
Delaware State	11/7/22																		DNP
Lehigh	11/10/22																		DNP
William & Mary	11/13/22																		DNP
vs. Old Dominion	11/17/22																		DNP
vs. Penn State	11/18/22																		DNP
at College of Charleston	11/20/22																		DNP
Charleston Southern	11/25/22																		DNP
Minnesota	11/28/22																		DNP
North Carolina	12/4/22																		DNP
Dayton	12/7/22																		DNP
vs. Oklahoma State	12/11/22																		DNP
Grambling State	12/17/22																		DNP
at Boston College	12/21/22																		DNP
at Wake Forest	12/31/22																		DNP
Clemson	1/4/23																		DNP
NC State	1/7/23																		DNP
at Syracuse	1/11/23																		DNP
at Virginia	1/18/23																		DNP
at Clemson	1/21/23																		DNP
Duke	1/23/23																		DNP
Syracuse	1/28/23																		DNP
at Miami	1/31/23																		DNP
Virginia	2/4/23																		DNP
Boston College	2/8/23																		DNP
at Notre Dame	2/11/23																		DNP
at Georgia Tech	2/15/23																		DNP
Pitt	2/18/23																		DNP
Miami	2/21/23																		DNP
at Duke	2/25/23																		DNP
at Louisville	2/28/23																		DNP
Florida State	3/4/23																		DNP

PRODUCTION TRACKER

	This Season
Scored 10+ Points	-
Had 5+ Rebounds	-
Had Multiple Blocks	-
Led Tech in Blocks	-
Had Multiple Steals	-
Shot over 50% from the floor	-
Played 10+ Minutes	-
Shot 5+ Free Throws	-
Had Multiple Dunks	-



CAREER STATS

	GP-GS	MIN	AVG	FG-FGA	FG%	3FG-FGA	3FG%	FT-FTA	FT%	OFF-DEF-TOT	AVG	PF-FO	AST	TO	BLK	STL	PTS	AVG	
2022-23																			
TOTAL																			

10 CAMDEN JOHNSON

SOPHOMORE Guard | 6-1 | 185 | Business Finance
Waxhaw, North Carolina | Metrolina Christian Academy



SEASON/CAREER BESTS

POINTS

Season -
Career 3 vs. Merrimack (11/21/21)

REBOUNDS

Season 1 (3x), last vs. Dayton (12/7/22)
Career 1 (4x), last vs. Dayton (12/7/22)

ASSISTS

Season 1 (4x), last vs. Grambling (12/17/22)
Career 1 (5x), last vs. Grambling (12/17/22)

BLOCKS

Season -
Career -

STEALS

Season -
Career 1 (2x), last vs. Louisville (3/1/22)

MINUTES

Season 8 vs. Delaware State (11/7/22)
Career 8 vs. Delaware State (11/7/22)

FIELD GOALS MADE

Season -
Career 1 vs. Merrimack (11/21/21)

FIELD GOALS ATTEMPTED

Season 1 vs. Minnesota (11/28/22)
Career 1 (4x), last vs. Minnesota (11/28/22)

3-PT. FIELD GOALS MADE

Season -
Career 1 vs. Merrimack (11/21/21)

3-PT. FIELD GOALS ATTEMPTED

Season -
Career 1 (2x), last vs. St. Bona. (12/17/21)

FREE THROWS MADE

Season -
Career -

FREE THROWS ATTEMPTED

Season -
Career -

CAREER STATS

	GP-GS	MIN	AVG	FG-FGA	FG%	3FG-FGA	3FG%	FT-FTA	FT%	OFF-DEF-TOT	AVG	PF-FO	AST	TO	BLK	STL	PTS	AVG
2021-22	10-0	17	1.7	1-3	.333	1-2	.500	0-0	.000	0-2-2	0.2	1-0	1	0	0	2	3	0.3
2022-23	6-0	20	3.3	0-1	.000	0-0	.000	0-0	.000	1-2-3	0.5	2-0	4	1	0	0	0	0.0
TOTAL	16-0	37	2.3	1-4	.250	1-2	.500	0-0	.000	1-4-5	0.3	3-0	5	1	0	2	3	0.2

- Recruited as a preferred walk-on.
- Earned full scholarship on Jan. 14, 2023.
- Averaged 14 points, 6.6 rebounds, 3.2 assists and 2.3 steals per game his senior season at Metrolina.
- Parents, Joey and Cindy Johnson, both attended Virginia Tech.

2022-23 GAME-BY-GAME STATS

OPPONENT	DATE	ST	MIN	FG-FGA	PCT	3FG-FGA	PCT	FT-FTA	PCT	OFF	DEF	TOT	PF	A	T/O	BLK	STL	PTS
Delaware State	11/7/22		8	0-0	.000	0-0	.000	0-0	.000	1	0	1	1	1	0	0	0	0
Lehigh	11/10/22		2	0-0	.000	0-0	.000	0-0	.000	0	1	1	0	0	0	0	0	0
William & Mary	11/13/22		2	0-0	.000	0-0	.000	0-0	.000	0	0	0	0	1	0	0	0	0
vs. Old Dominion	11/17/22								DNP									
vs. Penn State	11/18/22								DNP									
at College of Charleston	11/20/22								DNP									
Charleston Southern	11/25/22								DNP									
Minnesota	11/28/22		2	0-1	.000	0-0	.000	0-0	.000	0	0	0	0	0	0	0	0	0
North Carolina	12/4/22								DNP									
Dayton	12/7/22		2	0-0	.000	0-0	.000	0-0	.000	0	1	1	0	1	1	0	0	0
vs. Oklahoma State	12/11/22								DNP									
Grambling State	12/17/22		4	0-0	.000	0-0	.000	0-0	.000	0	0	0	1	1	0	0	0	0
at Boston College	12/21/22								DNP									
at Wake Forest	12/31/22								DNP									
Clemson	1/4/23								DNP									
NC State	1/7/23								DNP									
at Syracuse	1/11/23								DNP									
at Virginia	1/18/23								DNP									
at Clemson	1/21/23								DNP									
Duke	1/23/23								DNP									
Syracuse	1/28/23								DNP									
at Miami	1/31/23								DNP									
Virginia	2/4/23																	
Boston College	2/8/23																	
at Notre Dame	2/11/23																	
at Georgia Tech	2/15/23																	
Pitt	2/18/23																	
Miami	2/21/23																	
at Duke	2/25/23																	
at Louisville	2/28/23																	
Florida State	3/4/23																	

PRODUCTION TRACKER

	This Season	Career
Scored 5+ Points	-	-
Scored 10+ Points	-	-
Made Multiple 3FGs	-	-
Made 3+ 3FGs	-	-
Led Tech in 3FGM	-	-
Shot over 40% from 3	-	1
Played 5+ Minutes	1	1
Had Multiple Assists	-	-
Had Multiple Steals	-	-



11 JOHN CAMDEN

R-FRESHMAN Forward | 6-8 | 215 | Business Management
 Downingtown, Pennsylvania | Memphis



SEASON/CAREER BESTS

POINTS

Season 8 vs. Syracuse (1/28/23)
 Career 8 vs. Syracuse (1/28/23)

REBOUNDS

Season 6 vs. Syracuse (1/28/23)
 Career 6 vs. Syracuse (1/28/23)

ASSISTS

Season 3 vs. Syracuse (1/28/23)
 Career 3 vs. Syracuse (1/28/23)

BLOCKS

Season 1 (2x), last at Virginia (1/18/23)
 Career 1 (2x), last at Virginia (1/18/23)

STEALS

Season -
 Career -

MINUTES

Season 27 vs. Syracuse (1/28/23)
 Career 27 vs. Syracuse (1/28/23)

FIELD GOALS MADE

Season 3 vs. Syracuse (1/28/23)
 Career 3 vs. Syracuse (1/28/23)

FIELD GOALS ATTEMPTED

Season 8 vs. Syracuse (1/28/23)
 Career 8 vs. Syracuse (1/28/23)

3-PT. FIELD GOALS MADE

Season 2 vs. Delaware State (11/7/22)
 Career 2 vs. Delaware State (11/7/22)

3-PT. FIELD GOALS ATTEMPTED

Season 5 vs. Syracuse (1/28/23)
 Career 5 vs. Syracuse (1/28/23)

FREE THROWS MADE

Season 3 at Wake Forest (12/31/22)
 Career 3 at Wake Forest (12/31/22)

FREE THROWS ATTEMPTED

Season 5 at Wake Forest (12/31/22)
 Career 5 at Wake Forest (12/31/22)

CAREER STATS

	GP-GS	MIN	AVG	FG-FGA	FG%	3FG-FGA	3FG%	FT-FTA	FT%	OFF-DEF-TOT	AVG	PF-FO	AST	TO	BLK	STL	PTS	AVG
2021-22	1-0	1	1.0	0-0	.000	0-0	.000	0-0	.000	0-1-1	1.0	0-0	0	0	0	0	0	0.0
2022-23	14-0	127	9.1	7-26	.269	4-20	.200	4-7	.571	5-13-18	1.3	12-0	3	1	2	0	22	1.6
TOTAL	15-0	128	8.5	7-26	.269	4-20	.200	4-7	.571	5-14-19	1.3	12-0	3	1	2	0	22	1.5

- Will be a versatile wing for Coach Young, who can play the 3 and the 4.
- Transferred from Memphis; battled a right foot injury most of freshman season.
- Chose the Hokies over LSU during the transfer process.
- Played senior season at Brewster Academy in Wolfeboro, N.H.
- Was rated a four-star recruit and the 90th-ranked player in the nation by Rivals.
- Averaged 15.8 points per game as a junior at Archbishop Carroll (Pa.) in 2019-20.
- Father, Tex, graduated from Virginia Tech in 1993.
- Sisters, Meg and Heather, played lacrosse at Ohio State and Drexel, respectively.
- Other older sister, Anna, plays basketball at Penn State.

2022-23 GAME-BY-GAME STATS

OPPONENT	DATE	ST	MIN	FG-FGA	PCT	3FG-FGA	PCT	FT-FTA	PCT	OFF	DEF	TOT	PF	A	T/O	BLK	STL	PTS
Delaware State	11/7/22		19	2-4	.500	2-4	.500	0-0	.000	0	2	2	3	0	0	0	0	6
Lehigh	11/10/22		8	0-0	.000	0-0	.000	0-0	.000	0	1	1	2	0	0	0	0	0
William & Mary	11/13/22		9	1-4	.250	0-3	.000	0-0	.000	1	0	1	2	0	1	0	0	2
vs. Old Dominion	11/17/22		2	0-0	.000	0-0	.000	0-0	.000	0	1	1	0	0	0	0	0	0
vs. Penn State	11/18/22							DNP										
at College of Charleston	11/20/22		1	0-0	.000	0-0	.000	0-0	.000	0	0	0	0	0	0	0	0	0
Charleston Southern	11/25/22							DNP										
Minnesota	11/28/22							DNP										
North Carolina	12/4/22							DNP										
Dayton	12/7/22		3	0-1	.000	0-1	.000	0-0	.000	0	0	0	0	0	0	0	0	0
vs. Oklahoma State	12/11/22							DNP										
Grambling State	12/17/22		5	0-1	.000	0-1	.000	0-0	.000	0	1	1	0	0	0	0	0	0
at Boston College	12/21/22		0	0-0	.000	0-0	.000	0-0	.000	0	0	0	0	0	0	0	0	0
at Wake Forest	12/31/22		15	1-3	.333	1-3	.333	3-5	.600	0	1	1	1	0	0	1	0	6
Clemson	1/4/23		10	0-3	.000	0-1	.000	0-0	.000	1	1	2	1	0	0	0	0	0
NC State	1/7/23		14	0-2	.000	0-2	.000	0-0	.000	0	1	1	1	0	0	0	0	0
at Syracuse	1/11/23							DNP										
at Virginia	1/18/23		1	0-0	.000	0-0	.000	0-0	.000	0	0	0	0	0	0	1	0	0
at Clemson	1/21/23							DNP										
Duke	1/23/23							DNP										
Syracuse	1/28/23		27	3-8	.375	1-5	.200	1-2	.500	3	3	6	1	3	0	0	0	8
at Miami	1/31/23		13	0-0	.000	0-0	.000	0-0	.000	0	2	2	1	0	0	0	0	0
Virginia	2/4/23																	
Boston College	2/8/23																	
at Notre Dame	2/11/23																	
at Georgia Tech	2/15/23																	
Pitt	2/18/23																	
Miami	2/21/23																	
at Duke	2/25/23																	
at Louisville	2/28/23																	
Florida State	3/4/23																	

PRODUCTION TRACKER

	This Season	Career
Scored 5+ Points	3	3
Scored 10+ Points	-	-
Made Multiple 3FGs	1	1
Made 3+ 3FGs	-	-
Led Tech in 3FGM	-	-
Shot over 40% from 3	1	1
Played 5+ Minutes	8	8
Had Multiple Assists	1	1
Had Multiple Steals	-	-



13 DARIUS MADDOX

JUNIOR Guard | 6-5 | 180 | Sports Media and Analytics
Bowie, Maryland | Oak Hill Academy



SEASON/CAREER BESTS

POINTS

Season 16 vs. NC State (1/7/23)
Career 20 vs. North Carolina (3/11/22)

REBOUNDS

Season 8 at Boston College (12/21/22)
Career 8 at Boston College (12/21/22)

ASSISTS

Season 3 (3x), last vs. Clemson (1/4/23)
Career 4 vs. Miami (1/26/22)

BLOCKS

Season 2 at Syracuse (1/11/23)
Career 2 (3x), last at Syracuse (1/11/23)

STEALS

Season 2 (2x), last vs. Clemson (1/4/23)
Career 3 at Florida State (1/29/22)

MINUTES

Season 40 at Boston College (12/21/22)
Career 40 at Boston College (12/21/22)

FIELD GOALS MADE

Season 5 (7x), last at Virginia (1/18/23)
Career 7 vs. North Carolina (3/11/22)

FIELD GOALS ATTEMPTED

Season 15 at Boston College (12/21/22)
Career 15 at Boston College (12/21/22)

3-PT. FIELD GOALS MADE

Season 4 vs. NC State (1/7/23)
Career 4 (2x), last vs. NC State (1/7/23)

3-PT. FIELD GOALS ATTEMPTED

Season 6 (2x), last vs. NC State (1/7/23)
Career 6 (2x), last vs. NC State (1/7/23)

FREE THROWS MADE

Season 4 vs. Delaware State (11/7/22)
Career 4 (3x), last vs. Delaware St. (11/7/22)

FREE THROWS ATTEMPTED

Season 5 vs. Delaware State (11/7/22)
Career 5 vs. Delaware State (11/7/22)

CAREER STATS

	GP-GS	MIN	AVG	FG-FGA	FG%	3FG-FGA	3FG%	FT-FTA	FT%	OFF-DEF-TOT	AVG	PF-FO	AST	TO	BLK	STL	PTS	AVG
2020-21	11-0	35	3.2	3-11	.273	3-7	.429	0-0	.000	2-0-2	0.2	3-0	3	1	1	0	9	0.8
2021-22	36-0	612	17.0	82-160	.513	40-79	.506	26-33	.788	17-52-69	1.9	42-0	19	20	8	11	230	6.4
2022-23	20-19	590	29.5	64-171	.374	20-62	.323	21-24	.875	26-37-63	3.2	35-0	22	12	7	11	169	8.5
TOTAL	67-19	1237	18.5	149-342	.436	63-148	.426	47-57	.825	45-89-134	2.0	80-0	44	33	16	22	408	6.1

- Potential to have a breakout season.
- 2022 ACC All-Tournament Second Team; dropped career-high 20 points vs. UNC in semis.
- Two game-winning 3-pointers in four games: at Miami and vs. Clemson.
- Dropped in a career-high 14 points on 4-of-8 shooting vs. Cornell; also set or tied career highs in rebounds (four), minutes played (23), field goals made (four) and free throws made (four).
- Appeared in 11 games in 2020-21, recording a season-high nine points vs. Coppin State (12/19/20).
- Rated 84th overall and the 14th-best shooting guard on 247 Sports.
- Chose the Hokies over Cincinnati, Creighton, Georgetown and Seton Hall.

2022-23 GAME-BY-GAME STATS

OPPONENT	DATE	ST	MIN	FG-FGA	PCT	3FG-FGA	PCT	FT-FTA	PCT	OFF	DEF	TOT	PF	A	T/O	BLK	STL	PTS
Delaware State	11/7/22	*	27	5-8	.625	0-1	.000	4-5	.800	0	3	3	0	0	0	0	1	14
Lehigh	11/10/22	*	24	3-7	.429	0-3	.000	2-2	1.000	0	4	4	0	0	0	0	0	8
William & Mary	11/13/22	*	31	5-9	.556	2-2	1.000	2-2	1.000	1	1	2	1	3	0	0	1	14
vs. Old Dominion	11/17/22	*	35	4-11	.364	2-5	.400	2-2	1.000	0	2	2	2	2	0	0	0	12
vs. Penn State	11/18/22	*	33	5-8	.625	1-2	.500	0-0	.000	3	2	5	1	1	1	0	0	11
at College of Charleston	11/20/22	*	22	4-9	.444	0-4	.000	0-0	.000	1	1	2	4	0	1	0	1	8
Charleston Southern	11/25/22	*	34	5-13	.385	1-4	.250	1-2	.500	2	0	2	3	0	2	0	0	12
Minnesota	11/28/22	*	30	1-7	.143	0-2	.000	2-2	1.000	3	1	4	1	2	1	1	0	4
North Carolina	12/4/22	*	37	1-6	.167	0-2	.000	0-0	.000	0	4	4	4	2	1	0	1	2
Dayton	12/7/22	*	31	5-13	.385	2-5	.400	0-0	.000	1	4	5	1	3	1	0	1	12
vs. Oklahoma State	12/11/22	*	33	3-9	.333	1-3	.333	0-0	.000	3	0	3	2	0	2	1	0	7
Grambling State	12/17/22	*	34	3-9	.333	1-4	.250	0-0	.000	2	1	3	1	1	0	1	1	7
at Boston College	12/21/22	*	40	4-15	.267	2-6	.333	0-0	.000	5	3	8	2	0	1	0	0	10
at Wake Forest	12/31/22	*	25	2-6	.333	0-1	.000	1-1	1.000	0	2	2	2	1	0	0	2	5
Clemson	1/4/23	*	36	4-11	.364	1-5	.200	2-2	1.000	2	2	4	1	3	1	0	2	11
NC State	1/7/23	*	38	5-12	.417	4-6	.667	2-2	1.000	0	2	2	4	1	0	1	0	16
at Syracuse	1/11/23	*	30	0-3	.000	0-1	.000	3-4	.750	1	0	1	1	2	0	2	1	3
at Virginia	1/18/23	*	25	5-9	.556	3-4	.750	0-0	.000	0	4	4	3	1	0	1	0	13
at Clemson	1/21/23	*	20	0-6	.000	0-2	.000	0-0	.000	2	1	3	2	0	1	0	0	0
Duke	1/23/23		6	0-0	.000	0-0	.000	0-0	.000	0	0	0	0	0	0	0	0	0
Syracuse	1/28/23								DNP									
at Miami	1/31/23								DNP									
Virginia	2/4/23																	
Boston College	2/8/23																	
at Notre Dame	2/11/23																	
at Georgia Tech	2/15/23																	
Pitt	2/18/23																	
Miami	2/21/23																	
at Duke	2/25/23																	
at Louisville	2/28/23																	
Florida State	3/4/23																	

PRODUCTION TRACKER

	This Season	Career
Scored 10+ Points	10	18
Scored 20+ Points	-	1
Led Tech in Scoring	1	3
Made 3+ 3FGs	2	8
Led Tech in 3FGM	4	9
Shot over 40% from 3	6	29
Had a Double-Double	-	-
Had Multiple Assists	7	11
Had Multiple Steals	2	3



14 OWYN DAWYOT

FRESHMAN Guard | 6-2 | 190 | Sports Media and Analytics
Roanoke, Virginia | Cave Spring



SEASON/CAREER BESTS

POINTS

Season 2 vs. Dayton (12/7/22)
Career 2 vs. Dayton (12/7/22)

REBOUNDS

Season 1 vs. William & Mary (11/13/22)
Career 1 vs. William & Mary (11/13/22)

ASSISTS

Season -
Career -

BLOCKS

Season -
Career -

STEALS

Season -
Career -

MINUTES

Season 2 vs. Dayton (12/7/22)
Career 2 vs. Dayton (12/7/22)

FIELD GOALS MADE

Season 1 vs. Dayton (12/7/22)
Career 1 vs. Dayton (12/7/22)

FIELD GOALS ATTEMPTED

Season 1 (2x), last vs. Dayton (12/7/22)
Career 1 (2x), last vs. Dayton (12/7/22)

3-PT. FIELD GOALS MADE

Season -
Career -

3-PT. FIELD GOALS ATTEMPTED

Season 1 vs. William & Mary (11/13/22)
Career 1 vs. William & Mary (11/13/22)

FREE THROWS MADE

Season -
Career -

FREE THROWS ATTEMPTED

Season -
Career -

CAREER STATS

	GP-GS	MIN	AVG	FG-FGA	FG%	3FG-FGA	3FG%	FT-FTA	FT%	OFF-DEF-TOT	AVG	PF-FO	AST	TO	BLK	STL	PTS	AVG
2022-23	4-0	5	1.3	1-2	.500	0-1	.000	0-0	.000	0-1-1	0.3	1-0	0	0	0	0	2	0.5
TOTAL	4-0	5	1.3	1-2	.500	0-1	.000	0-0	.000	0-1-1	0.3	1-0	0	0	0	0	2	0.5

- Recruited as a preferred walk-on.
- VHSCA Class 3 State Co-Player of the Year as a senior.
- Led Cave Spring to the 2022 VHSL Class 3 state title, knocking down the game-winning free throw for a 76-75 victory over Petersburg.
- Scored a game-high 29 points in that state final.
- Averaged 16.2 points, 4.5 rebounds, 2.1 assists, and 2.3 steals per game in 2021-22.
- Earned First-Team All-District, First-Team All-Region and First-Team All-State as a senior.
- Transferred from Salem to Cave Spring for his senior season.
- Set the Cave Spring record for wins in a season with 29 during the 2021-22 campaign.
- Grandfather, Peter Dawyot, played football at Virginia Tech.

Name pronounced: OWE-in DOY-yacht

2022-23 GAME-BY-GAME STATS

OPPONENT	DATE	ST	MIN	FG-FGA	PCT	3FG-FGA	PCT	FT-FTA	PCT	OFF	DEF	TOT	PF	A	T/O	BLK	STL	PTS
Delaware State	11/7/22		1	0-0	.000	0-0	.000	0-0	.000	0	0	0	0	0	0	0	0	0
Lehigh	11/10/22							DNP										
William & Mary	11/13/22	1		0-1	.000	0-1	.000	0-0	.000	0	1	1	0	0	0	0	0	0
vs. Old Dominion	11/17/22							DNP										
vs. Penn State	11/18/22							DNP										
at College of Charleston	11/20/22							DNP										
Charleston Southern	11/25/22							DNP										
Minnesota	11/28/22							DNP										
North Carolina	12/4/22							DNP										
Dayton	12/7/22	2		1-1	1.000	0-0	.000	0-0	.000	0	0	0	1	0	0	0	0	2
vs. Oklahoma State	12/11/22							DNP										
Grambling State	12/17/22	1		0-0	.000	0-0	.000	0-0	.000	0	0	0	0	0	0	0	0	0
at Boston College	12/21/22							DNP										
at Wake Forest	12/31/22							DNP										
Clemson	1/4/23							DNP										
NC State	1/7/23							DNP										
at Syracuse	1/11/23							DNP										
at Virginia	1/18/23							DNP										
at Clemson	1/21/23							DNP										
Duke	1/23/23							DNP										
Syracuse	1/28/23							DNP										
at Miami	1/31/23							DNP										
Virginia	2/4/23																	
Boston College	2/8/23																	
at Notre Dame	2/11/23																	
at Georgia Tech	2/15/23																	
Pitt	2/18/23																	
Miami	2/21/23																	
at Duke	2/25/23																	
at Louisville	2/28/23																	
Florida State	3/4/23																	

PRODUCTION TRACKER

	This Season
Scored 5+ Points	-
Scored 10+ Points	-
Made Multiple 3FGs	-
Made 3+ 3FGs	-
Led Tech in 3FGM	-
Shot over 40% from 3	-
Played 5+ Minutes	-
Had Multiple Assists	-
Had Multiple Steals	-



15 LYNN KIDD

JUNIOR Center | 6-10 | 235 | Sociology
Gainesville, Florida | Clemson



SEASON/CAREER BESTS

POINTS

Season 14 vs. NC State (1/7/23)
Career 14 vs. NC State (1/7/23)

REBOUNDS

Season 10 vs. Delaware State (11/7/22)
Career 10 vs. Delaware State (11/7/22)

ASSISTS

Season 3 vs. Delaware State (11/7/22)
Career 3 vs. Delaware State (11/7/22)

BLOCKS

Season 2 (2x), last vs. Grambling (12/17/22)
Career 2 (3x), last vs. Grambling (12/17/22)

STEALS

Season 1 (3x), last at Miami (1/31/23)
Career 1 (3x), last at Miami (1/31/23)

MINUTES

Season 24 vs. Delaware State (11/7/22)
Career 24 vs. Delaware State (11/7/22)

FIELD GOALS MADE

Season 7 vs. NC State (1/7/23)
Career 7 vs. NC State (1/7/23)

FIELD GOALS ATTEMPTED

Season 9 vs. CSU (11/25/22)
Career 9 vs. CSU (11/25/22)

3-PT. FIELD GOALS MADE

Season -
Career -

3-PT. FIELD GOALS ATTEMPTED

Season -
Career -

FREE THROWS MADE

Season 3 at Wake Forest (12/31/22)
Career 3 at Wake Forest (12/31/22)

FREE THROWS ATTEMPTED

Season 5 (2x), last at Clemson (1/21/23)
Career 5 (2x), last at Clemson (1/21/23)

CAREER STATS

	GP-GS	MIN	AVG	FG-FGA	FG%	3FG-FGA	3FG%	FT-FTA	FT%	OFF-DEF-TOT	AVG	PF-FO	AST	TO	BLK	STL	PTS	AVG
2020-21	7-0	33	4.7	2-6	.333	0-0	.000	4-4	1.000	4-3-7	1.0	6-0	1	2	2	0	8	1.1
2021-22	10-0	25	2.5	3-8	.375	0-0	.000	1-1	1.000	6-5-11	1.1	0-0	0	3	2	0	7	0.7
2022-23	22-5	295	13.4	54-82	.659	0-0	.000	14-24	.583	23-61-84	3.8	37-0	13	16	10	3	122	5.5
TOTAL	39-5	353	9.1	59-96	.615	0-0	.000	19-29	.655	33-69-102	2.6	43-0	14	21	14	3	137	3.5

- Look for increased production in his second season as a Hokie.
- Played in seven games, totaling eight points in 33 minutes of action as a freshman at Clemson.
- Reclassified from the 2021 recruiting class to 2020.
- No. 77 overall prospect on ESPN's Top-100 list of high school juniors; four-star recruit.
- Chose Clemson over Virginia Tech, Miami, Wake Forest, Auburn and Florida during his initial recruitment.

2022-23 GAME-BY-GAME STATS

OPPONENT	DATE	ST	MIN	FG-FGA	PCT	3FG-FGA	PCT	FT-FTA	PCT	OFF	DEF	TOT	PF	A	T/O	BLK	STL	PTS
Delaware State	11/7/22	*	24	3-4	.750	0-0	.000	2-2	1.000	4	6	10	1	3	2	0	0	8
Lehigh	11/10/22		12	3-5	.600	0-0	.000	0-0	.000	0	2	2	1	1	1	0	0	6
William & Mary	11/13/22		17	2-2	1.000	0-0	.000	2-2	1.000	2	2	4	1	0	0	0	0	6
vs. Old Dominion	11/17/22	*	12	2-5	.400	0-0	.000	1-2	.500	0	1	1	2	0	0	0	0	5
vs. Penn State	11/18/22		3	1-1	1.000	0-0	.000	0-0	.000	0	0	0	2	0	1	0	0	2
at College of Charleston	11/20/22		3	0-0	.000	0-0	.000	0-0	.000	0	1	1	1	0	1	0	0	0
Charleston Southern	11/25/22		15	5-9	.556	0-0	.000	1-1	1.000	5	3	8	1	1	0	1	0	11
Minnesota	11/28/22		16	2-3	.667	0-0	.000	0-0	.000	0	3	3	1	0	0	0	0	4
North Carolina	12/4/22		6	2-2	1.000	0-0	.000	0-0	.000	1	0	1	1	0	0	0	0	4
Dayton	12/7/22		13	3-5	.600	0-0	.000	0-0	.000	0	2	2	4	2	0	2	1	6
vs. Oklahoma State	12/11/22		10	1-2	.500	0-0	.000	0-0	.000	1	1	2	2	0	2	0	0	2
Grambling State	12/17/22		18	3-3	1.000	0-0	.000	1-3	.333	1	2	3	1	2	1	2	1	7
at Boston College	12/21/22		11	0-1	.000	0-0	.000	0-0	.000	0	4	4	1	1	1	1	0	0
at Wake Forest	12/31/22	*	18	2-5	.400	0-0	.000	3-5	.600	2	6	8	2	0	0	0	0	7
Clemson	1/4/23	*	18	2-5	.400	0-0	.000	0-0	.000	4	5	9	3	0	1	1	0	4
NC State	1/7/23		14	7-8	.875	0-0	.000	0-0	.000	1	4	5	2	0	1	0	0	14
at Syracuse	1/11/23		13	4-5	.800	0-0	.000	2-4	.500	0	6	6	1	0	1	1	0	10
at Virginia	1/18/23		15	2-2	1.000	0-0	.000	0-0	.000	0	4	4	0	0	1	0	0	4
at Clemson	1/21/23		15	4-6	.667	0-0	.000	2-5	.400	0	3	3	4	0	1	1	0	10
Duke	1/23/23	*	20	2-5	.400	0-0	.000	0-0	.000	2	2	4	2	2	0	0	0	4
Syracuse	1/28/23		10	1-1	1.000	0-0	.000	0-0	.000	0	2	2	1	0	0	1	0	2
at Miami	1/31/23		13	3-3	1.000	0-0	.000	0-0	.000	0	2	2	3	1	2	0	1	6
Virginia	2/4/23																	
Boston College	2/8/23																	
at Notre Dame	2/11/23																	
at Georgia Tech	2/15/23																	
Pitt	2/18/23																	
Miami	2/21/23																	
at Duke	2/25/23																	
at Louisville	2/28/23																	
Florida State	3/4/23																	

PRODUCTION TRACKER

	This Season	Career
Scored 10+ Points	4	4
Had 10+ Rebounds	1	1
Had Multiple Blocks	2	3
Led Tech in Blocks	4	4
Had Multiple Steals	-	-
Shot over 50% from the floor	16	19
Played 10+ Minutes	19	20
Shot 5+ Free Throws	2	2
Had Multiple Dunks	3	3



21 GRANT BASILE

GRADUATE STUDENT Forward | 6-9 | 235 | Agricultural and Life Sciences
Pewaukee, Wisconsin | Wright State



SEASON/CAREER BESTS

POINTS

Season 30 vs. Delaware State (11/7/22)
Career 37 at Marshall (11/12/21)

REBOUNDS

Season 10 (3x), last at Syracuse (1/11/23)
Career 16 at NC State (12/21/21)

ASSISTS

Season 5 vs. Syracuse (1/28/23)
Career 5 vs. Syracuse (1/28/23)

BLOCKS

Season 4 (2x), last vs. Dayton (12/7/22)
Career 4 (6x), last vs. Dayton (12/7/22)

STEALS

Season 2 vs. UNC (12/4/22)
Career 5 vs. Cleveland State (1/28/22)

MINUTES

Season 37 vs. Duke (1/23/23)
Career 40 at Robert Morris (1/13/22)

FIELD GOALS MADE

Season 12 (2x), last at Syracuse (1/11/23)
Career 13 vs. Robert Morris (1/29/21)

FIELD GOALS ATTEMPTED

Season 23 vs. Syracuse (1/28/23)
Career 25 vs. Youngstown St. (2/24/22)

3-PT. FIELD GOALS MADE

Season 6 vs. Delaware State (11/7/22)
Career 6 vs. Delaware State (11/7/22)

3-PT. FIELD GOALS ATTEMPTED

Season 9 (3x), last vs. Syracuse (1/28/23)
Career 9 (4x), last vs. Syracuse (1/28/23)

FREE THROWS MADE

Season 4 (3x), last vs. Clemson (1/4/23)
Career 12 (2x), last at Marshall (11/12/21)

FREE THROWS ATTEMPTED

Season 4 (2x), last vs. ODU (11/17/22)
Career 15 vs. Milwaukee (3/2/21)

CAREER STATS

	GP-GS	MIN	AVG	FG-FGA	FG%	3FG-FGA	3FG%	FT-FTA	FT%	OFF-DEF-TOT	AVG	PF-FO	AST	TO	BLK	STL	PTS	AVG
2018-19	3-0	18	6.0	1-2	.500	0-0	.000	2-6	.333	1-2-3	1.0	5-0	0	2	0	1	4	1.3
2019-20	32-5	458	14.3	74-151	.490	3-21	.143	48-69	.696	44-93-137	4.3	63-1	25	48	29	11	199	6.2
2020-21	24-15	649	27.0	137-222	.617	20-42	.476	67-101	.663	52-117-169	7.0	52-1	41	43	39	13	361	15.0
2021-22	36-36	1172	32.6	247-496	.498	39-138	.283	131-167	.784	93-214-307	8.5	101-4	72	107	59	34	664	18.4
2022-23	22-21	600	27.3	124-249	.498	40-107	.374	40-57	.702	28-100-128	5.8	49-0	39	37	30	10	328	14.9
TOTAL	117-77	2865	24.5	583-1120	.521	102-308	.331	288-400	.720	218-526-744	6.4	270-6	177	237	157	69	1556	13.3

- Versatile forward who will play the 4 and the 5.
- Two-time All-Horizon League second team selection.
- Tallied 1,228 career points and 616 career rebounds.
- Averaged 12.9 points and 6.5 rebounds per game for his career as a Raider.
- Recorded 16 career double-doubles, including 11 in his final season at Wright State.
- Tallied 18.4 points per game in 2021-22.
- Connected on 47.6% of his 3-point attempts in 2020-21.
- Earned his bachelor's degree in accounting in December 2021.
- Chose the Hokies over Notre Dame, Wisconsin and Iowa State.
- Currently working on his master's degree from Virginia Tech's OMALS program.

Last name pronounced: buh-ZILLY

2022-23 GAME-BY-GAME STATS

OPPONENT	DATE	ST	MIN	FG-FGA	PCT	3FG-FGA	PCT	FT-FTA	PCT	OFF	DEF	TOT	PF	A	T/O	BLK	STL	PTS
Delaware State	11/7/22	*	25	12-16	.750	6-9	.667	0-0	.000	2	8	10	1	1	4	1	1	30
Lehigh	11/10/22	*	25	3-7	.429	1-3	.333	4-4	1.000	1	7	8	1	2	3	1	0	11
William & Mary	11/13/22	*	20	5-8	.625	3-6	.500	0-0	.000	0	2	2	2	1	1	3	1	13
vs. Old Dominion	11/17/22		26	4-9	.444	3-7	.429	4-6	.667	2	2	4	1	0	1	2	0	15
vs. Penn State	11/18/22	*	26	7-11	.636	1-3	.333	2-3	.667	0	4	4	2	3	1	3	1	17
at College of Charleston	11/20/22	*	30	5-12	.417	2-7	.286	0-0	.000	1	4	5	0	4	3	1	0	12
Charleston Southern	11/25/22	*	24	2-6	.333	2-6	.333	0-0	.000	0	2	2	0	1	2	2	0	6
Minnesota	11/28/22	*	29	3-7	.429	1-3	.333	2-2	1.000	0	8	8	4	3	3	4	0	9
North Carolina	12/4/22	*	29	4-9	.444	1-3	.333	3-4	.750	0	4	4	2	4	1	0	2	12
Dayton	12/7/22	*	31	9-17	.529	4-9	.444	1-2	.500	2	8	10	2	1	1	4	0	23
vs. Oklahoma State	12/11/22	*	28	4-12	.333	2-5	.400	3-5	.600	1	4	5	3	2	0	2	1	13
Grambling State	12/17/22	*	22	3-5	.600	0-2	.000	1-2	.500	2	3	5	1	3	1	0	0	7
at Boston College	12/21/22	*	29	5-9	.556	1-4	.250	2-4	.500	3	3	6	1	0	1	0	1	13
at Wake Forest	12/31/22	*	19	3-7	.429	1-3	.333	2-2	1.000	1	1	2	4	0	3	0	0	9
Clemson	1/4/23	*	30	5-15	.333	3-6	.500	4-4	1.000	1	6	7	3	0	1	0	0	17
NC State	1/7/23	*	22	1-8	.125	0-5	.000	2-4	.500	0	3	3	4	1	1	1	0	4
at Syracuse	1/11/23	*	27	12-17	.706	1-1	1.000	1-1	1.000	5	5	10	4	0	1	0	0	26
at Virginia	1/18/23	*	25	4-11	.364	2-6	.333	2-2	1.000	1	1	2	3	2	2	1	1	12
at Clemson	1/21/23	*	27	5-10	.500	1-3	.333	2-3	.667	0	8	8	2	1	1	1	1	13
Duke	1/23/23	*	37	10-15	.667	1-2	.500	3-4	.750	1	7	8	3	2	3	2	0	24
Syracuse	1/28/23	*	34	11-23	.478	2-9	.222	1-3	.333	4	4	8	2	5	3	1	1	25
at Miami	1/31/23	*	30	7-15	.467	2-5	.400	1-2	.500	1	6	7	4	3	0	1	0	17
Virginia	2/4/23																	
Boston College	2/8/23																	
at Notre Dame	2/11/23																	
at Georgia Tech	2/15/23																	
Pitt	2/18/23																	
Miami	2/21/23																	
at Duke	2/25/23																	
at Louisville	2/28/23																	
Florida State	3/4/23																	

PRODUCTION TRACKER

	This Season	Career
Scored 10+ Points	17	75
Scored 20+ Points	5	28
Led Tech in Scoring	8	8
Had 10+ Rebounds	3	22
Led Tech in Rebounding	7	7
Had a Double-Double	3	19
Shot over 50% from the floor	9	67
Made 3+ 3FGs	5	10
Shot 5+ Free Throws	2	29



25 JUSTYN MUTTS

SENIOR Forward | 6-7 | 220 | Human Development (2nd undergrad degree)
Millville, New Jersey | Delaware



SEASON/CAREER BESTS

POINTS

Season 27 vs. UNC (12/4/22)
Career 30 at Hofstra (1/23/20)

REBOUNDS

Season 12 (2x), last vs. Syracuse (1/28/23)
Career 16 vs. UMEs (11/29/19)

ASSISTS

Season 9 at Syracuse (1/11/23)
Career 11 vs. Syracuse (2/12/22)

BLOCKS

Season 3 (2x), last at Wake (12/31/22)
Career 4 (4x), last at Miami (2/26/22)

STEALS

Season 6 vs. Oklahoma State (12/11/22)
Career 6 vs. Oklahoma State (12/11/22)

MINUTES

Season 41 at Boston College (12/21/22)
Career 41 at Boston College (12/21/22)

FIELD GOALS MADE

Season 12 vs. UNC (12/4/22)
Career 14 at Hofstra (1/23/20)

FIELD GOALS ATTEMPTED

Season 17 at Boston College (12/21/22)
Career 17 (2x), last at BC (12/21/22)

3-PT. FIELD GOALS MADE

Season 2 (3x), last at Wake (12/31/22)
Career 3 (2x), last vs. North Carolina (3/11/21)

3-PT. FIELD GOALS ATTEMPTED

Season 3 (4x), last vs. Clemson (1/4/23)
Career 5 (3x), last vs. North Carolina (3/11/21)

FREE THROWS MADE

Season 5 vs. CSU (11/25/22)
Career 8 vs. UMEs (11/29/19)

FREE THROWS ATTEMPTED

Season 7 (2x), last vs. CSU (11/25/22)
Career 8 (3x), last vs. Columbia (12/2/19)

CAREER STATS

	GP-GS	MIN	AVG	FG-FGA	FG%	3FG-FGA	3FG%	FT-FTA	FT%	OFF-DEF-TOT	AVG	PF-FO	AST	TO	BLK	STL	PTS	AVG
2017-18	28-18	568	20.3	71-132	.538	0-1	.000	26-47	.553	38-74-112	4.0	86-2	39	42	32	30	168	6.0
2019-20	33-32	1046	31.7	162-301	.538	2-18	.111	75-102	.735	66-210-276	8.4	110-7	72	82	34	44	401	12.2
2020-21	22-21	651	29.6	83-162	.512	15-45	.333	27-53	.509	37-104-141	6.4	62-2	49	51	17	13	208	9.5
2021-22	36-36	1075	29.9	146-272	.537	16-48	.333	56-83	.675	83-181-264	7.3	96-0	123	97	34	43	364	10.1
2022-23	21-21	696	33.1	111-192	.578	10-25	.400	34-54	.630	32-123-155	7.4	55-0	92	64	16	35	266	12.7
TOTAL	140-128	4036	28.8	573-1059	.541	43-137	.314	218-339	.643	256-692-948	6.8	409-11	375	336	133	165	1407	10.1

First name pronounced: JUST-in

- Preseason All-ACC Second Team.
- 2021-22 Skip Prosser Award winner.
- Started all 36 games he played in last season.
- Reached double-figure scoring 17 times in his second season as a Hokie.
- ACC All-Academic Team member in 2020-21.
- At Delaware, led the Blue Hens in rebounding and was fifth in the CAA in rebounds per game with 8.4 in 2019-20.
- Second on the team in points per game (12.2) and turned in 11 double-doubles - the third most in the CAA.
- Had 19 double-digit scoring outings and 13 double-figure rebounding efforts in 2019-20.
- Sat out the 2018-19 season due to NCAA transfer policy.
- As a freshman at High Point, Big South All-Freshman Team honoree.
- Chose the Hokies over Mississippi State and Houston.
- Earned his master's degree from Virginia Tech's OMALS program in May 2021 and his second graduate degree in educational psychology in May 2022.

2022-23 GAME-BY-GAME STATS

OPPONENT	DATE	ST	MIN	FG-FGA	PCT	3FG-FGA	PCT	FT-FTA	PCT	OFF	DEF	TOT	PF	A	T/O	BLK	STL	PTS
Delaware State	11/7/22							DNP										
Lehigh	11/10/22	*	31	6-7	.857	1-1	1.000	3-7	.429	1	10	11	1	5	0	1	2	16
William & Mary	11/13/22	*	24	1-2	.500	0-0	.000	0-0	.000	1	3	4	4	6	4	1	1	2
vs. Old Dominion	11/17/22	*	36	4-7	.571	1-2	.500	2-2	1.000	1	9	10	1	2	3	1	1	11
vs. Penn State	11/18/22	*	38	5-12	.417	0-1	.000	0-2	.000	2	10	12	2	5	4	0	1	10
at College of Charleston	11/20/22	*	39	8-11	.727	0-1	.000	0-0	.000	2	7	9	0	2	1	0	2	16
Charleston Southern	11/25/22	*	36	6-11	.545	0-2	.000	5-7	.714	3	6	9	3	5	1	1	1	17
Minnesota	11/28/22	*	24	7-13	.538	0-0	.000	2-4	.500	3	6	9	3	2	5	3	2	16
North Carolina	12/4/22	*	38	12-16	.750	1-1	1.000	2-2	1.000	2	9	11	2	4	5	0	1	27
Dayton	12/7/22	*	22	0-0	.000	0-0	.000	2-2	1.000	0	5	5	2	1	0	0	0	2
vs. Oklahoma State	12/11/22	*	26	5-8	.625	2-3	.667	1-2	.500	1	3	4	4	4	4	0	6	13
Grambling State	12/17/22	*	23	4-7	.571	2-3	.667	1-3	.333	0	3	3	3	2	2	0	2	11
at Boston College	12/21/22	*	41	9-17	.529	0-1	.000	0-0	.000	2	6	8	2	3	5	2	2	18
at Wake Forest	12/31/22	*	39	8-12	.667	2-3	.667	0-0	.000	1	10	11	4	5	5	3	0	18
Clemson	1/4/23	*	35	3-12	.250	1-3	.333	4-4	1.000	3	6	9	3	4	3	0	1	11
NC State	1/7/23	*	38	3-5	.600	0-1	.000	3-5	.600	3	5	8	4	3	5	2	4	9
at Syracuse	1/11/23	*	38	9-15	.600	0-0	.000	3-3	1.000	1	3	4	4	9	4	0	2	21
at Virginia	1/18/23	*	39	5-11	.455	0-2	.000	0-0	.000	2	4	6	1	7	1	0	0	10
at Clemson	1/21/23	*	34	3-6	.500	0-1	.000	2-2	1.000	1	4	5	3	7	4	0	2	8
Duke	1/23/23	*	30	4-6	.667	0-0	.000	1-5	.200	1	1	2	4	6	2	0	1	9
Syracuse	1/28/23	*	37	5-7	.714	0-0	.000	1-2	.500	2	10	12	2	8	4	0	1	11
at Miami	1/31/23	*	28	4-7	.571	0-0	.000	2-2	1.000	0	3	3	3	2	2	2	3	10
Virginia	2/4/23																	
Boston College	2/8/23																	
at Notre Dame	2/11/23																	
at Georgia Tech	2/15/23																	
Pitt	2/18/23																	
Miami	2/21/23																	
at Duke	2/25/23																	
at Louisville	2/28/23																	
Florida State	3/4/23																	

PRODUCTION TRACKER

	This Season	Career
Scored 10+ Points	16	66
Scored 20+ Points	2	11
Led Tech in Scoring	4	10
Had 10+ Rebounds	6	30
Led Tech in Rebounding	14	39
Had a Double-Double	6	22
Shot over 50% from the floor	17	90
Made 3+ 3FGs	-	2
Shot 5+ Free Throws	4	25



33 MICHAEL WARD

FRESHMAN Guard | 6-2 | 175 | Business
Bethesda, Maryland | Walt Whitman



SEASON/CAREER BESTS

POINTS

Season -
Career -

REBOUNDS

Season -
Career -

ASSISTS

Season -
Career -

BLOCKS

Season -
Career -

STEALS

Season -
Career -

MINUTES

Season 2 vs. Dayton (12/7/22)
Career 2 vs. Dayton (12/7/22)

FIELD GOALS MADE

Season -
Career -

FIELD GOALS ATTEMPTED

Season -
Career -

3-PT. FIELD GOALS MADE

Season -
Career -

3-PT. FIELD GOALS ATTEMPTED

Season -
Career -

FREE THROWS MADE

Season -
Career -

FREE THROWS ATTEMPTED

Season -
Career -

CAREER STATS

	GP-GS	MIN	AVG	FG-FGA	FG%	3FG-FGA	3FG%	FT-FTA	FT%	OFF-DEF-TOT	AVG	PF-FO	AST	TO	BLK	STL	PTS	AVG
2022-23	4-0	5	1.3	0-0	.000	0-0	.000	0-0	.000	0-0-0	0.0	0-0	0	1	0	0	0	0.0
TOTAL	4-0	5	1.3	0-0	.000	0-0	.000	0-0	.000	0-0-0	0.0	0-0	0	1	0	0	0	0.0

- Recruited as a preferred walk-on.
- Averaged 15.1 points, 5.7 rebounds, 1.9 assists, and 1.4 steals per game for Whitman in 2021-22.
- Shot 38% from 3-point range (57-149) and helped lead the Vikings to a 13-9 overall record and a berth in the 4A West Regional semifinals.
- Named First-Team 4A South Division and to the Montgomery County 4A South All-Division Team.

2022-23 GAME-BY-GAME STATS

OPPONENT	DATE	ST	MIN	FG-FGA	PCT	3FG-FGA	PCT	FT-FTA	PCT	OFF	DEF	TOT	PF	A	T/O	BLK	STL	PTS
Delaware State	11/7/22		1	0-0	.000	0-0	.000	0-0	.000	0	0	0	0	0	0	0	0	0
Lehigh	11/10/22							DNP										
William & Mary	11/13/22		1	0-0	.000	0-0	.000	0-0	.000	0	0	0	0	0	0	0	0	0
vs. Old Dominion	11/17/22							DNP										
vs. Penn State	11/18/22							DNP										
at College of Charleston	11/20/22							DNP										
Charleston Southern	11/25/22							DNP										
Minnesota	11/28/22							DNP										
North Carolina	12/4/22							DNP										
Dayton	12/7/22		2	0-0	.000	0-0	.000	0-0	.000	0	0	0	0	0	0	0	0	0
vs. Oklahoma State	12/11/22							DNP										
Grambling State	12/17/22		1	0-0	.000	0-0	.000	0-0	.000	0	0	0	0	0	1	0	0	0
at Boston College	12/21/22							DNP										
at Wake Forest	12/31/22							DNP										
Clemson	1/4/23							DNP										
NC State	1/7/23							DNP										
at Syracuse	1/11/23							DNP										
at Virginia	1/18/23							DNP										
at Clemson	1/21/23							DNP										
Duke	1/23/23							DNP										
Syracuse	1/28/23							DNP										
at Miami	1/31/23							DNP										
Virginia	2/4/23																	
Boston College	2/8/23																	
at Notre Dame	2/11/23																	
at Georgia Tech	2/15/23																	
Pitt	2/18/23																	
Miami	2/21/23																	
at Duke	2/25/23																	
at Louisville	2/28/23																	
Florida State	3/4/23																	

PRODUCTION TRACKER

	This Season
Scored 5+ Points	-
Scored 10+ Points	-
Made Multiple 3FGs	-
Made 3+ 3FGs	-
Led Tech in 3FGM	-
Shot over 40% from 3	-
Played 5+ Minutes	-
Had Multiple Assists	-
Had Multiple Steals	-



34 MYLYJAE POTEA

JUNIOR Forward | 6-9 | 265 | Sociology
Reidsville, North Carolina | Rice



SEASON/CAREER BESTS

POINTS

Season 9 (2x), last at Wake (12/31/22)
Career 18 vs. UAB (1/8/22)

REBOUNDS

Season 6 vs. Oklahoma State (12/11/22)
Career 11 vs. Ohio (3/19/22)

ASSISTS

Season 1 (6x), last at Virginia (1/18/23)
Career 3 vs. Jarvis Christian (2/8/22)

BLOCKS

Season 1 (4x), last vs. Clemson (1/4/23)
Career 1 (15x), last vs. Clemson (1/4/23)

STEALS

Season 1 (4x), last vs. Clemson (1/4/23)
Career 2 at Western Kentucky (2/13/21)

MINUTES

Season 25 vs. Clemson (1/4/23)
Career 25 vs. Clemson (1/4/23)

FIELD GOALS MADE

Season 4 (2x), last at Wake (12/31/22)
Career 7 at Western Kentucky (1/13/22)

FIELD GOALS ATTEMPTED

Season 6 vs. Lehigh (11/10/22)
Career 10 at Western Kentucky (1/13/22)

3-PT. FIELD GOALS MADE

Season -
Career -

3-PT. FIELD GOALS ATTEMPTED

Season -
Career 1 at UAB (1/23/21)

FREE THROWS MADE

Season 6 vs. Oklahoma State (12/11/22)
Career 9 at Louisiana Tech (1/27/22)

FREE THROWS ATTEMPTED

Season 7 (2x), last vs. Clemson (1/4/23)
Career 10 at Louisiana Tech (1/27/22)

CAREER STATS

	GP-GS	MIN	AVG	FG-FGA	FG%	3FG-FGA	3FG%	FT-FTA	FT%	OFF-DEF-TOT	AVG	PF-FO	AST	TO	BLK	STL	PTS	AVG
2020-21	13-0	131	10.1	19-29	.655	0-1	.000	20-25	.800	11-24-35	2.7	25-0	6	15	4	3	58	4.5
2021-22	33-3	456	13.8	93-150	.620	0-0	.000	67-99	.677	58-79-137	4.2	67-1	12	40	8	4	253	7.7
2022-23	22-0	204	9.3	28-40	.700	0-0	.000	30-40	.750	17-23-40	1.8	37-0	6	13	4	4	86	3.9
TOTAL	68-3	765	11.3	140-219	.639	0-1	.000	117-164	.713	86-126-212	3.1	129-1	24	68	16	11	397	5.8

- Has drawn high praise from Coach Young since arriving in Blacksburg – credits his footwork and hands. *Name pronounced: muh-LIE-juhl POH-teet*
- Tallied 311 career points and 172 career rebounds.
- Averaged 6.8 points and 3.7 rebounds per game for his career as an Owl.
- Recorded a pair of double-doubles in 2021-22.
- Connected on 70.2% (87-124) of his attempts from the floor in two seasons at Rice.
- One of five players to play all 33 games for the Owls in 2021-22.
- His 62.0 field-goal percentage was the seventh-highest in a season in program history in 2021-22.
- Reached double-figure scoring 14 times in 2021-22, leading the Owls in scoring and rebounding five times.

2022-23 GAME-BY-GAME STATS

OPPONENT	DATE	ST	MIN	FG-FGA	PCT	3FG-FGA	PCT	FT-FTA	PCT	OFF	DEF	TOT	PF	A	T/O	BLK	STL	PTS
Delaware State	11/7/22		17	2-3	.667	0-0	.000	5-7	.714	3	1	4	3	1	1	1	1	9
Lehigh	11/10/22		12	3-6	.500	0-0	.000	0-0	.000	2	1	3	0	0	1	0	0	6
William & Mary	11/13/22		13	3-4	.750	0-0	.000	0-0	.000	2	2	4	1	1	0	0	0	6
vs. Old Dominion	11/17/22		6	0-0	.000	0-0	.000	2-2	1.000	1	1	2	3	0	0	0	1	2
vs. Penn State	11/18/22		8	2-5	.400	0-0	.000	2-2	1.000	0	1	1	1	0	1	1	0	6
at College of Charleston	11/20/22		8	0-0	.000	0-0	.000	0-0	.000	0	0	0	3	0	0	0	0	0
Charleston Southern	11/25/22		5	0-0	.000	0-0	.000	0-0	.000	0	1	1	0	0	0	0	0	0
Minnesota	11/28/22		11	4-5	.800	0-0	.000	0-0	.000	1	0	1	4	0	1	0	0	8
North Carolina	12/4/22		4	0-0	.000	0-0	.000	0-0	.000	0	1	1	2	0	0	0	0	0
Dayton	12/7/22		12	1-1	1.000	0-0	.000	2-2	1.000	0	1	1	2	0	1	0	0	4
vs. Oklahoma State	12/11/22		15	1-2	.500	0-0	.000	6-6	1.000	2	4	6	3	1	0	0	0	8
Grambling State	12/17/22		11	2-3	.667	0-0	.000	0-0	.000	1	2	3	0	0	3	0	1	4
at Boston College	12/21/22		9	0-1	.000	0-0	.000	1-2	.500	2	1	3	0	1	0	0	0	1
at Wake Forest	12/31/22		18	4-4	1.000	0-0	.000	1-1	1.000	2	3	5	3	0	1	0	0	9
Clemson	1/4/23		25	2-2	1.000	0-0	.000	4-7	.571	1	3	4	2	1	1	1	1	8
NC State	1/7/23		6	0-0	.000	0-0	.000	1-2	.500	0	0	0	2	0	0	0	0	1
at Syracuse	1/11/23		2	0-0	.000	0-0	.000	0-0	.000	0	0	0	3	0	1	0	0	0
at Virginia	1/18/23		2	0-0	.000	0-0	.000	0-0	.000	0	0	0	0	1	0	0	0	0
at Clemson	1/21/23		4	0-0	.000	0-0	.000	0-0	.000	0	0	0	1	0	1	0	0	0
Duke	1/23/23		6	1-1	1.000	0-0	.000	2-2	1.000	0	1	1	3	0	2	0	0	4
Syracuse	1/28/23		4	1-1	1.000	0-0	.000	0-2	.000	0	0	0	1	0	0	0	0	2
at Miami	1/31/23		7	2-2	1.000	0-0	.000	4-5	.800	0	0	0	0	0	0	0	0	8
Virginia	2/4/23																	
Boston College	2/8/23																	
at Notre Dame	2/11/23																	
at Georgia Tech	2/15/23																	
Pitt	2/18/23																	
Miami	2/21/23																	
at Duke	2/25/23																	
at Louisville	2/28/23																	
Florida State	3/4/23																	

PRODUCTION TRACKER

	This Season	Career
Scored 10+ Points	-	16
Had 10+ Rebounds	-	2
Had Multiple Blocks	-	-
Led Tech in Blocks	1	1
Had Multiple Steals	-	1
Shot over 50% from the floor	12	40
Played 10+ Minutes	9	43
Shot 5+ Free Throws	4	9
Had Multiple Dunks	2	2



VIRGINIA TECH MEN'S BASKETBALL

COMBINED TEAM STATS

Game Records

Record	Overall	Home	Away	Neutral
ALL GAMES	13-9	10-2	0-7	3-0
CONFERENCE	3-8	3-2	0-6	0-0
NON-CONFERENCE	10-1	7-0	0-1	3-0

Score by Periods

Team	1st	2nd	OT	TOT
Virginia Tech	847	772	6	1625
Opponents	691	782	11	1484

Team Box Score

No.	Player				Total		3-Point		F-Throw		Rebounds											
		GP-GS	MIN	AVG	FG-FGA	FG%	3FG-3FGA	3FG%	FT-FTA	FT%	OFF	DEF	TOT	AVG	PF	DQ	A	TO	BLK	STL	PTS	AVG
3	PEDULLA, Sean	22-22	778:57	35.4	121-286	.423	42-126	.333	61-71	.859	8	70	78	3.5	59	2	90	49	4	30	345	15.7
21	BASILE, Grant	22-21	599:12	27.2	124-249	.498	40-107	.374	40-57	.702	28	100	128	5.8	49	0	39	37	30	10	328	14.9
25	MUTTS, Justyn	21-21	692:46	33.0	111-192	.578	10-25	.400	34-54	.630	32	123	155	7.4	55	0	92	64	16	35	266	12.7
0	CATTOOR, Hunter	18-18	592:44	32.9	64-142	.451	46-106	.434	23-31	.742	5	67	72	4.0	25	0	40	16	2	16	197	10.9
13	MADDOX, Darius	20-19	590:23	29.5	64-171	.374	20-62	.323	21-24	.875	26	37	63	3.2	35	0	22	12	7	11	169	8.5
15	KIDD, Lynn	22-5	295:49	13.4	54-82	.659	0-0	.000	14-24	.583	23	61	84	3.8	37	0	13	16	10	3	122	5.5
2	COLLINS, MJ	22-4	479:06	21.8	32-87	.368	13-43	.302	9-12	.750	12	43	55	2.5	30	0	24	12	0	6	86	3.9
34	POTEAT, Mylyjael	22-0	209:02	9.5	28-40	.700	0-0	.000	30-40	.750	17	23	40	1.8	37	0	6	13	4	4	86	3.9
1	RICE, Rodney	1-0	29:44	29.7	1-9	.111	0-5	.000	0-0	.000	1	3	4	4.0	3	0	1	2	0	3	2	2.0
11	CAMDEN, John	14-0	126:22	9.0	7-26	.269	4-20	.200	4-7	.571	5	13	18	1.3	12	0	3	1	2	0	22	1.6
14	DAWYOT, Owyn	4-0	05:10	1.3	1-2	.500	0-1	.000	0-0	.000	0	1	1	0.3	1	0	0	0	0	0	2	0.5
10	JOHNSON, Camden	6-0	20:36	3.4	0-1	.000	0-0	.000	0-0	.000	1	2	3	0.5	2	0	4	1	0	0	0	0.0
33	WARD, Michael	4-0	05:10	1.3	0-0	.000	0-0	.000	0-0	.000	0	0	0	0.0	0	0	0	1	0	0	0	0.0
Team											33	29	62					8				
Total		22	4425		607-1287	.472	175-495	.354	236-320	.738	191	572	763	34.7	345	2	334	232	75	118	1625	73.9
Opponents		22	4425		551-1285	.429	148-458	.323	234-326	.718	206	528	734	33.4	343	2	261	255	74	129	1484	67.5

Team Statistics

	VT	OPP
Scoring	1625	1484
Points per game	73.9	67.5
Scoring margin	+6.4	-
Field goals-att	607-1287	551-1285
Field goal pct	.472	.429
3 point fg-att	175-495	148-458
3-point FG pct	.354	.323
3-pt FG made per game	8.0	6.7
Free throws-att	236-320	234-326
Free throw pct	.738	.718
F-Throws made per game	10.7	10.6
Rebounds	763	734
Rebounds per game	34.7	33.4
Rebounding margin	+1.3	-
Assists	334	261
Assists per game	15.2	11.9
Turnovers	232	255
Turnovers per game	10.5	11.6
Turnover margin	+1.0	-
Assist/turnover ratio	1.4	1.0
Steals	118	129
Steals per game	5.4	5.9
Blocks	75	74
Blocks per game	3.4	3.4
Winning streak	0	-
Home win streak	2	-
Attendance	98699	63747
Home games-Avg/Game	12-8225	7-9107
Neutral site-Avg/Game	-	3-1395

Team Results

Date	Opponent		Score	Att.
11/07/2022	Delaware St.	W	95-57	7899
11/10/2022	Lehigh	W	78-52	7541
11/13/2022	William & Mary	W	94-77	7936
11/17/2022	vs Old Dominion	W	75-71	2155
11/18/2022	vs Penn St.	W	61-59	2030
11/20/2022	at Col. of Charleston	L	75-77	5405
11/25/2022	Charleston So.	W	69-64	8925
11/28/2022	Minnesota	W	67-57	7870
12/04/2022	North Carolina	W	80-72	8925
12/07/2022	Dayton	W	77-49	7702
12/11/2022	vs Oklahoma St.	W	70-65	0
12/17/2022	Grambling	W	74-48	7587
12/21/2022	at Boston College	Lot	65-70	4012
12/31/2022	at Wake Forest	L	75-77	8709
01/04/2023	Clemson	L	65-68	7539
01/07/2023	NC State	L	69-73	8925
01/11/2023	at Syracuse	L	72-82	16158
01/18/2023	at Virginia	L	68-78	14629
01/21/2023	at Clemson	L	50-51	9000
01/23/2023	Duke	W	78-75	8925
01/28/2023	Syracuse	W	85-70	8925
01/31/2023	at Miami (FL)	L	83-92	5834

VIRGINIA TECH MEN'S BASKETBALL

COMBINED TEAM STATS (ACC-ONLY)

Game Records

Record	Overall	Home	Away	Neutral
ALL GAMES	3-8	3-2	0-6	0-0
CONFERENCE	3-8	3-2	0-6	0-0
NON-CONFERENCE	0-0	0-0	0-0	0-0

Score by Periods

Team	1st	2nd	OT	TOT
Virginia Tech	399	385	6	790
Opponents	380	417	11	808

Team Box Score

No.	Player				Total		3-Point		F-Throw		Rebounds											
		GP-GS	MIN	AVG	FG-FGA	FG%	3FG-3FGA	3FG%	FT-FTA	FT%	OFF	DEF	TOT	AVG	PF	DQ	A	TO	BLK	STL	PTS	AVG
21	BASILE, Grant	11-11	309:20	28.1	67-139	.482	15-47	.319	23-33	.697	17	48	65	5.9	32	0	18	17	7	6	172	15.6
3	PEDULLA, Sean	11-11	405:28	36.9	48-139	.345	19-68	.279	37-39	.949	4	36	40	3.6	38	1	46	33	2	18	152	13.8
25	MUTTS, Justyn	11-11	394:50	35.9	65-114	.570	4-12	.333	18-25	.720	18	61	79	7.2	32	0	58	40	9	17	152	13.8
0	CATTOOR, Hunter	7-7	244:50	35.0	30-58	.517	23-46	.500	7-9	.778	2	25	27	3.9	10	0	22	9	0	6	90	12.9
13	MADDOX, Darius	9-8	256:51	28.5	21-68	.309	10-27	.370	8-9	.889	10	18	28	3.1	19	0	10	4	4	6	60	6.7
15	KIDD, Lynn	11-3	154:08	14.0	29-43	.674	0-0	.000	7-14	.500	10	38	48	4.4	20	0	4	8	5	1	65	5.9
2	COLLINS, MJ	11-4	261:39	23.8	18-44	.409	10-22	.455	4-6	.667	10	25	35	3.2	17	0	8	8	0	3	50	4.5
34	POTEAT, Mylyjael	11-0	88:09	8.0	10-11	.909	0-0	.000	13-21	.619	5	9	14	1.3	17	0	3	6	1	1	33	3.0
11	CAMDEN, John	7-0	80:02	11.4	4-16	.250	2-11	.182	4-7	.571	4	8	12	1.7	5	0	3	0	2	0	14	2.0
1	RICE, Rodney	1-0	29:44	29.7	1-9	.111	0-5	.000	0-0	.000	1	3	4	4.0	3	0	1	2	0	3	2	2.0
Team											15	9	24					6				
Total		11	2225		293-641	.457	83-238	.349	121-163	.742	96	280	376	34.2	193	1	173	133	30	61	790	71.8
Opponents		11	2225		286-629	.455	74-225	.329	162-211	.768	91	271	362	32.9	174	1	138	118	41	75	808	73.5

Team Statistics

	VT	OPP
Scoring	790	808
Points per game	71.8	73.5
Scoring margin	-1.6	-
Field goals-att	293-641	286-629
Field goal pct	.457	.455
3 point fg-att	83-238	74-225
3-point FG pct	.349	.329
3-pt FG made per game	7.5	6.7
Free throws-att	121-163	162-211
Free throw pct	.742	.768
F-Throws made per game	11.0	14.7
Rebounds	376	362
Rebounds per game	34.2	32.9
Rebounding margin	+1.3	-
Assists	173	138
Assists per game	15.7	12.5
Turnovers	133	118
Turnovers per game	12.1	10.7
Turnover margin	-1.4	-
Assist/turnover ratio	1.3	1.2
Steals	61	75
Steals per game	5.5	6.8
Blocks	30	41
Blocks per game	2.7	3.7
Winning streak	0	-
Home win streak	2	-
Attendance	43239	58342
Home games-Avg/Game	5-8648	6-9724
Neutral site-Avg/Game	-	0-0

Team Results

Date	Opponent		Score	Att.
12/04/2022	North Carolina	W	80-72	8925
12/21/2022	at Boston College	Lot	65-70	4012
12/31/2022	at Wake Forest	L	75-77	8709
01/04/2023	Clemson	L	65-68	7539
01/07/2023	NC State	L	69-73	8925
01/11/2023	at Syracuse	L	72-82	16158
01/18/2023	at Virginia	L	68-78	14629
01/21/2023	at Clemson	L	50-51	9000
01/23/2023	Duke	W	78-75	8925
01/28/2023	Syracuse	W	85-70	8925
01/31/2023	at Miami (FL)	L	83-92	5834

VIRGINIA TECH MEN'S BASKETBALL

TEAM GAME-BY-GAME

Opponent	Date	Score	W/L	Total		3-Pointers		Free throws		Rebounds				Other Stats						
				FG-FGA	PCT	3FG-3FGA	PCT	FT-FTA	PCT	OFF	DEF	TOT	AVG	PF	A	TO	BLK	STL	PTS	AVG
Delaware St.	11/07/2022	95-57	W	33-60	.550	14-28	.500	15-20	.750	11	31	42	42.0	10	18	10	4	5	95	95.0
Lehigh	11/10/2022	78-52	W	31-58	.534	5-18	.278	11-16	.688	5	31	36	39.0	7	15	5	4	3	78	86.5
William & Mary	11/13/2022	94-77	W	33-59	.559	16-32	.500	12-12	1.000	9	19	28	35.3	18	19	7	5	4	94	89.0
vs Old Dominion	11/17/2022	75-71	W	25-56	.446	10-23	.435	15-21	.714	6	26	32	34.5	15	13	6	3	2	75	85.5
vs Penn St.	11/18/2022	61-59	W	26-58	.448	3-19	.158	6-9	.667	8	26	34	34.4	12	14	9	4	9	61	80.6
at Col. of Charleston	11/20/2022	75-77	L	33-66	.500	6-27	.222	3-5	.600	8	25	33	34.2	15	12	13	1	7	75	79.7
Charleston So.	11/25/2022	69-64	W	26-61	.426	6-21	.286	11-15	.733	14	23	37	34.6	11	14	7	4	1	69	78.1
Minnesota	11/28/2022	67-57	W	28-57	.491	5-14	.357	6-8	.750	11	31	42	35.5	17	12	14	8	2	67	76.8
North Carolina	12/04/2022	80-72	W	31-61	.508	7-19	.368	11-15	.733	10	29	39	35.9	21	16	10	0	4	80	77.1
Dayton	12/07/2022	77-49	W	31-63	.492	9-28	.321	6-7	.857	5	30	35	35.8	18	13	5	6	5	77	77.1
vs Oklahoma St.	12/11/2022	70-65	W	22-57	.386	7-20	.350	19-24	.792	11	26	37	35.9	18	12	10	3	11	70	76.5
Grambling	12/17/2022	74-48	W	26-51	.510	11-27	.407	11-20	.550	7	24	31	35.5	11	19	13	3	8	74	76.3
at Boston College	12/21/2022	65-70	Lot	27-66	.409	5-20	.250	6-9	.667	16	29	45	36.2	14	12	15	3	4	65	75.4
at Wake Forest	12/31/2022	75-77	L	27-59	.458	6-21	.286	15-19	.789	9	30	39	36.4	24	14	13	4	5	75	75.4
Clemson	01/04/2023	65-68	L	21-67	.313	9-24	.375	14-17	.824	12	30	42	36.8	17	12	11	3	4	65	74.7
NC State	01/07/2023	69-73	L	24-53	.453	5-18	.278	16-21	.762	6	23	29	36.3	21	12	11	4	5	69	74.3
at Syracuse	01/11/2023	72-82	L	29-67	.433	3-19	.158	11-14	.786	12	24	36	36.3	20	19	11	3	8	72	74.2
at Virginia	01/18/2023	68-78	L	27-55	.491	12-27	.444	2-2	1.000	5	22	27	35.8	13	19	8	4	3	68	73.8
at Clemson	01/21/2023	50-51	L	18-53	.340	6-22	.273	8-12	.667	7	27	34	35.7	15	13	14	2	9	50	72.6
Duke	01/23/2023	78-75	W	28-49	.571	10-19	.526	12-19	.632	5	22	27	35.3	16	16	11	2	5	78	72.9
Syracuse	01/28/2023	85-70	W	32-60	.533	13-32	.406	8-15	.533	12	25	37	35.3	17	26	15	2	7	85	73.4
at Miami (FL)	01/31/2023	83-92	L	29-51	.569	7-17	.412	18-20	.900	2	19	21	34.7	15	14	14	3	7	83	73.9
Total		1625		607-1287	.472	175-495	.354	236-320	.738	191	572	763	34.7	345	334	232	75	118	1625	73.9
Opponents		1484		551-1285	.429	148-458	.323	234-326	.718	206	528	734	33.4	343	261	255	74	129	1484	67.5

Virginia Tech Averages

Games Played	Points/game	FG Pct	3FG Pct	FT Pct	Rebounds/game	Assists/game	Turnovers/game	Assist/Turnover ratio	Steals/game	Blocks/game
22	73.9	47.2	35.4	73.8	34.7	15.2	10.5	1.4	5.4	3.4

VIRGINIA TECH MEN'S BASKETBALL

OPPONENTS GAME-BY-GAME

Opponent	Date	Score	W	Total		3-Pointers		Free throws		Rebounds				PF	A	TO	BLK	STL	PTS	AVG
				FG-FGA	PCT	3FG-3FGA	PCT	FT-FTA	PCT	OFF	DEF	TOT	AVG							
Delaware St.	11/07/2022	95-57	W	24-62	.387	4-16	.250	5-7	.714	7	17	24	24.0	18	9	12	2	5	57	57.0
Lehigh	11/10/2022	78-52	W	23-63	.365	5-21	.238	1-2	.500	9	23	32	28.0	17	12	11	1	4	52	54.5
William & Mary	11/13/2022	94-77	W	29-58	.500	11-22	.500	8-12	.667	10	17	27	27.7	15	12	12	2	3	77	62.0
vs Old Dominion	11/17/2022	75-71	W	29-71	.408	6-19	.316	7-12	.583	18	28	46	32.3	16	10	7	6	4	71	64.3
vs Penn St.	11/18/2022	61-59	W	23-56	.411	11-30	.367	2-4	.500	8	26	34	32.6	12	15	14	0	6	59	63.2
at Col. of Charleston	11/20/2022	75-77	L	30-59	.508	8-23	.348	9-12	.750	6	27	33	32.7	14	11	14	3	9	77	65.5
Charleston So.	11/25/2022	69-64	W	26-60	.433	8-22	.364	4-8	.500	14	24	38	33.4	14	12	10	2	2	64	65.3
Minnesota	11/28/2022	67-57	W	22-60	.367	6-23	.261	7-14	.500	8	19	27	32.6	14	11	9	6	7	57	64.3
North Carolina	12/04/2022	80-72	W	24-51	.471	3-17	.176	21-27	.778	4	21	25	31.8	17	6	10	5	5	72	65.1
Dayton	12/07/2022	77-49	W	18-60	.300	3-15	.200	10-17	.588	15	27	42	32.8	11	7	12	3	1	49	63.5
vs Oklahoma St.	12/11/2022	70-65	W	22-55	.400	7-24	.292	14-19	.737	11	27	38	33.3	21	14	17	7	6	65	63.6
Grambling	12/17/2022	74-48	W	19-52	.365	5-18	.278	5-8	.625	9	22	31	33.1	17	10	19	1	7	48	62.3
at Boston College	12/21/2022	65-70	Lot	29-72	.403	3-19	.158	9-12	.750	17	23	40	33.6	14	12	9	3	7	70	62.9
at Wake Forest	12/31/2022	75-77	L	23-63	.365	11-28	.393	20-26	.769	14	24	38	33.9	16	12	7	2	5	77	63.9
Clemson	01/04/2023	65-68	L	22-53	.415	9-23	.391	15-18	.833	2	34	36	34.1	21	11	14	4	5	68	64.2
NC State	01/07/2023	69-73	L	24-58	.414	5-21	.238	20-25	.800	12	26	38	34.3	18	7	11	3	7	73	64.8
at Syracuse	01/11/2023	72-82	L	30-59	.508	8-16	.500	14-22	.636	9	28	37	34.5	16	15	12	6	7	82	65.8
at Virginia	01/18/2023	68-78	L	29-57	.509	8-23	.348	12-13	.923	7	23	30	34.2	9	19	5	5	7	78	66.4
at Clemson	01/21/2023	50-51	L	18-47	.383	3-18	.167	12-15	.800	4	31	35	34.3	14	8	17	4	10	51	65.6
Duke	01/23/2023	78-75	W	29-60	.483	9-23	.391	8-12	.667	9	21	30	34.1	17	17	7	3	4	75	66.1
Syracuse	01/28/2023	85-70	W	23-49	.469	7-18	.389	17-24	.708	6	20	26	33.7	16	13	15	3	8	70	66.3
at Miami (FL)	01/31/2023	83-92	L	35-60	.583	8-19	.421	14-17	.824	7	20	27	33.4	16	18	11	3	10	92	67.5
Total		1484		551-1285	.429	148-458	.323	234-326	.718	206	528	734	33.4	343	261	255	74	129	1484	67.5
Virginia Tech		1625		607-1287	.472	175-495	.354	236-320	.738	191	572	763	34.7	345	334	232	75	118	1625	73.9

Opponents Averages

Games Played	Points/game	FG Pct	3FG Pct	FT Pct	Rebounds/game	Assists/game	Turnovers/game	Assist/Turnover ratio	Steals/game	Blocks/game
22	67.5	42.9	32.3	71.8	33.4	11.9	11.6	1.0	5.9	3.4

TEAM CATEGORY LEADERS

Points

##	Player	G	Pts	Pts/G
3	Pedulla, Sean	22	345	15.7
21	Basile, Grant	22	328	14.9
25	Mutts, Justyn	21	266	12.7
0	Cattoor, Hunter	18	197	10.9
13	Maddox, Darius	20	169	8.5
15	Kidd, Lynn	22	122	5.5
2	Collins, MJ	22	86	3.9
34	Poteat, Mylyjael	22	86	3.9
11	Camden, John	14	22	1.6
1	Rice, Rodney	1	2	2.0
14	Dawyot, Owyn	4	2	0.5

Scoring Average

##	Player	G	Pts	Pts/G
3	Pedulla, Sean	22	345	15.7
21	Basile, Grant	22	328	14.9
25	Mutts, Justyn	21	266	12.7
0	Cattoor, Hunter	18	197	10.9
13	Maddox, Darius	20	169	8.5
15	Kidd, Lynn	22	122	5.5
2	Collins, MJ	22	86	3.9
34	Poteat, Mylyjael	22	86	3.9
1	Rice, Rodney	1	2	2.0
11	Camden, John	14	22	1.6
14	Dawyot, Owyn	4	2	0.5

Field Goal Percentage

##	Player	FG	Att	Pct
34	Poteat, Mylyjael	28	40	.700
15	Kidd, Lynn	54	82	.659
25	Mutts, Justyn	111	192	.578
14	Dawyot, Owyn	1	2	.500
21	Basile, Grant	124	249	.498
0	Cattoor, Hunter	64	142	.451
3	Pedulla, Sean	121	286	.423
13	Maddox, Darius	64	171	.374
2	Collins, MJ	32	87	.368
11	Camden, John	7	26	.269
1	Rice, Rodney	1	9	.111

Field Goal Attempts

##	Player	G	Att	Att/G
3	Pedulla, Sean	22	286	13.0
21	Basile, Grant	22	249	11.3
25	Mutts, Justyn	21	192	9.1
13	Maddox, Darius	20	171	8.6
0	Cattoor, Hunter	18	142	7.9

Field Goals Made

##	Player	G	Made	Made/G
21	Basile, Grant	22	124	5.6
3	Pedulla, Sean	22	121	5.5
25	Mutts, Justyn	21	111	5.3
0	Cattoor, Hunter	18	64	3.6
13	Maddox, Darius	20	64	3.2

3-Point FG Percentage

##	Player	3FG	Att	Pct
0	Cattoor, Hunter	46	106	.434
25	Mutts, Justyn	10	25	.400
21	Basile, Grant	40	107	.374
3	Pedulla, Sean	42	126	.333
13	Maddox, Darius	20	62	.323
2	Collins, MJ	13	43	.302
11	Camden, John	4	20	.200

3-Point FG Attempts

##	Player	G	Att	Att/G
3	Pedulla, Sean	22	126	5.7
21	Basile, Grant	22	107	4.9
0	Cattoor, Hunter	18	106	5.9
13	Maddox, Darius	20	62	3.1
2	Collins, MJ	22	43	2.0

3-Point FG Made

##	Player	G	Made	Made/G
0	Cattoor, Hunter	18	46	2.6
3	Pedulla, Sean	22	42	1.9
21	Basile, Grant	22	40	1.8
13	Maddox, Darius	20	20	1.0
2	Collins, MJ	22	13	0.6

TEAM CATEGORY LEADERS

Free Throw Percentage

##	Player	Made	Att	Pct
13	Maddox, Darius	21	24	.875
3	Pedulla, Sean	61	71	.859
2	Collins, MJ	9	12	.750
34	Poteat, Mylyjael	30	40	.750
0	Cattoor, Hunter	23	31	.742
21	Basile, Grant	40	57	.702
25	Mutts, Justyn	34	54	.630
15	Kidd, Lynn	14	24	.583
11	Camden, John	4	7	.571

Free Throw Attempts

##	Player	G	Att	Att/G
3	Pedulla, Sean	22	71	3.2
21	Basile, Grant	22	57	2.6
25	Mutts, Justyn	21	54	2.6
34	Poteat, Mylyjael	22	40	1.8
0	Cattoor, Hunter	18	31	1.7

Free Throws Made

##	Player	G	Made	Made/G
3	Pedulla, Sean	22	61	2.8
21	Basile, Grant	22	40	1.8
25	Mutts, Justyn	21	34	1.6
34	Poteat, Mylyjael	22	30	1.4
0	Cattoor, Hunter	18	23	1.3

Rebounds

##	Player	G	Reb	Reb/G
25	Mutts, Justyn	21	155	7.4
21	Basile, Grant	22	128	5.8
15	Kidd, Lynn	22	84	3.8
3	Pedulla, Sean	22	78	3.5
0	Cattoor, Hunter	18	72	4.0

Assists

##	Player	G	Ast	Ast/G
25	Mutts, Justyn	21	92	4.4
3	Pedulla, Sean	22	90	4.1
0	Cattoor, Hunter	18	40	2.2
21	Basile, Grant	22	39	1.8
2	Collins, MJ	22	24	1.1

Rebounds Average

##	Player	G	Reb	Reb/G
25	Mutts, Justyn	21	155	7.4
21	Basile, Grant	22	128	5.8
0	Cattoor, Hunter	18	72	4.0
1	Rice, Rodney	1	4	4.0
15	Kidd, Lynn	22	84	3.8

Steals

##	Player	G	Stl	Stl/G
25	Mutts, Justyn	21	35	1.7
3	Pedulla, Sean	22	30	1.4
0	Cattoor, Hunter	18	16	0.9
13	Maddox, Darius	20	11	0.6
21	Basile, Grant	22	10	0.5

Offensive Rebounds

##	Player	G	OReb	OReb/G
25	Mutts, Justyn	21	32	1.5
21	Basile, Grant	22	28	1.3
13	Maddox, Darius	20	26	1.3
15	Kidd, Lynn	22	23	1.0
34	Poteat, Mylyjael	22	17	0.8

Blocked Shots

##	Player	G	Blk	Blk/G
21	Basile, Grant	22	30	1.4
25	Mutts, Justyn	21	16	0.8
15	Kidd, Lynn	22	10	0.5
13	Maddox, Darius	20	7	0.4
3	Pedulla, Sean	22	4	0.2

Defensive Rebounds

##	Player	G	DReb	DReb/G
25	Mutts, Justyn	21	123	5.9
21	Basile, Grant	22	100	4.5
3	Pedulla, Sean	22	70	3.2
0	Cattoor, Hunter	18	67	3.7
15	Kidd, Lynn	22	61	2.8

Minutes

##	Player	G	Min	Min/G
3	Pedulla, Sean	22	779	35:24
25	Mutts, Justyn	21	693	32:59
21	Basile, Grant	22	599	27:14
0	Cattoor, Hunter	18	593	32:56
13	Maddox, Darius	20	590	29:31

TEAM CATEGORY LEADERS

Fouls

##	Player	G	PF	PF/G
3	Pedulla, Sean	22	59	2.7
25	Mutts, Justyn	21	55	2.6
21	Basile, Grant	22	49	2.2
15	Kidd, Lynn	22	37	1.7
34	Poteat, Mylyjael	22	37	1.7

Turnovers

##	Player	G	TO	TO/G
25	Mutts, Justyn	21	64	3.0
3	Pedulla, Sean	22	49	2.2
21	Basile, Grant	22	37	1.7
0	Cattoor, Hunter	18	16	0.9
15	Kidd, Lynn	22	16	0.7

Foul Outs

##	Player	G	FO
3	Pedulla, Sean	22	2

TEAM GAME HIGHS

Virginia Tech - Game Highs

POINTS	95		Delaware St. (11/07/2022)
	94		William & Mary (11/13/2022)
	85		Syracuse (01/28/2023)
	83		at Miami (FL) (01/31/2023)
	80		North Carolina (12/04/2022)
FIELD GOALS MADE	33		at Col. of Charleston (11/20/2022)
	33		William & Mary (11/13/2022)
	33		Delaware St. (11/07/2022)
FIELD GOAL ATTEMPTS	67		at Syracuse (01/11/2023)
	67		Clemson (01/04/2023)
FIELD GOAL PERCENTAGE	.571	(28-49)	Duke (01/23/2023)
	.569	(29-51)	at Miami (FL) (01/31/2023)
3 PT FG MADE	16		William & Mary (11/13/2022)
	14		Delaware St. (11/07/2022)
3 PT FG ATTEMPTS	32		Syracuse (01/28/2023)
	32		William & Mary (11/13/2022)
3 PT FG PERCENTAGE	.526	(10-19)	Duke (01/23/2023)
	.500	(16-32)	William & Mary (11/13/2022)
	.500	(14-28)	Delaware St. (11/07/2022)
FREE THROWS MADE	19		vs Oklahoma St. (N) (12/11/2022)
	18		at Miami (FL) (01/31/2023)
FREE THROW ATTEMPTS	24		vs Oklahoma St. (N) (12/11/2022)
	21		NC State (01/07/2023)
	21		vs Old Dominion (N) (11/17/2022)
FREE THROW PERCENTAGE	1.000	(12-12)	William & Mary (11/13/2022)
	1.000	(2-2)	at Virginia (01/18/2023)
REBOUNDS	45		at Boston College (12/21/2022)
	42		Clemson (01/04/2023)
	42		Minnesota (11/28/2022)
	42		Delaware St. (11/07/2022)
ASSISTS	26		Syracuse (01/28/2023)
	19		at Virginia (01/18/2023)
	19		at Syracuse (01/11/2023)
	19		Grambling (12/17/2022)
	19		William & Mary (11/13/2022)
STEALS	11		vs Oklahoma St. (N) (12/11/2022)
	9		at Clemson (01/21/2023)
	9		vs Penn St. (N) (11/18/2022)
BLOCKED SHOTS	8		Minnesota (11/28/2022)
	6		Dayton (12/07/2022)
TURNOVERS	15		Syracuse (01/28/2023)
	15		at Boston College (12/21/2022)
FOULS	24		at Wake Forest (12/31/2022)
	21		NC State (01/07/2023)
	21		North Carolina (12/04/2022)

OPPONENT GAME HIGHS

Opponent - Game Highs

POINTS	92		at Miami (FL) (01/31/2023)
	82		at Syracuse (01/11/2023)
	78		at Virginia (01/18/2023)
	77		at Wake Forest (12/31/2022)
	77		at Col. of Charleston (11/20/2022)
	77		William & Mary (11/13/2022)
FIELD GOALS MADE	35		at Miami (FL) (01/31/2023)
	30		at Syracuse (01/11/2023)
	30		at Col. of Charleston (11/20/2022)
FIELD GOAL ATTEMPTS	72		at Boston College (12/21/2022)
	71		vs Old Dominion (N) (11/17/2022)
FIELD GOAL PERCENTAGE	.583	(35-60)	at Miami (FL) (01/31/2023)
	.509	(29-57)	at Virginia (01/18/2023)
3 PT FG MADE	11		at Wake Forest (12/31/2022)
	11		vs Penn St. (N) (11/18/2022)
	11		William & Mary (11/13/2022)
3 PT FG ATTEMPTS	30		vs Penn St. (N) (11/18/2022)
	28		at Wake Forest (12/31/2022)
3 PT FG PERCENTAGE	.500	(11-22)	William & Mary (11/13/2022)
	.500	(8-16)	at Syracuse (01/11/2023)
FREE THROWS MADE	21		North Carolina (12/04/2022)
	20		NC State (01/07/2023)
	20		at Wake Forest (12/31/2022)
FREE THROW ATTEMPTS	27		North Carolina (12/04/2022)
	26		at Wake Forest (12/31/2022)
FREE THROW PERCENTAGE	.923	(12-13)	at Virginia (01/18/2023)
	.833	(15-18)	Clemson (01/04/2023)
REBOUNDS	46		vs Old Dominion (N) (11/17/2022)
	42		Dayton (12/07/2022)
ASSISTS	19		at Virginia (01/18/2023)
	18		at Miami (FL) (01/31/2023)
STEALS	10		at Miami (FL) (01/31/2023)
	10		at Clemson (01/21/2023)
BLOCKED SHOTS	7		vs Oklahoma St. (N) (12/11/2022)
	6		at Syracuse (01/11/2023)
	6		Minnesota (11/28/2022)
	6		vs Old Dominion (N) (11/17/2022)
TURNOVERS	19		Grambling (12/17/2022)
	17		at Clemson (01/21/2023)
	17		vs Oklahoma St. (N) (12/11/2022)
FOULS	21		Clemson (01/04/2023)
	21		vs Oklahoma St. (N) (12/11/2022)

TEAM GAME LOWS

Virginia Tech - Game Lows

POINTS	50		at Clemson (01/21/2023)
	61		vs Penn St. (N) (11/18/2022)
	65		Clemson (01/04/2023)
	65		at Boston College (12/21/2022)
	67		Minnesota (11/28/2022)
FIELD GOALS MADE	18		at Clemson (01/21/2023)
	21		Clemson (01/04/2023)
FIELD GOAL ATTEMPTS	49		Duke (01/23/2023)
	51		at Miami (FL) (01/31/2023)
	51		Grambling (12/17/2022)
FIELD GOAL PERCENTAGE	.313	(21-67)	Clemson (01/04/2023)
	.340	(18-53)	at Clemson (01/21/2023)
3 PT FG MADE	3		at Syracuse (01/11/2023)
	3		vs Penn St. (N) (11/18/2022)
3 PT FG ATTEMPTS	14		Minnesota (11/28/2022)
	17		at Miami (FL) (01/31/2023)
3 PT FG PERCENTAGE	.158	(3-19)	at Syracuse (01/11/2023)
	.158	(3-19)	vs Penn St. (N) (11/18/2022)
FREE THROWS MADE	2		at Virginia (01/18/2023)
	3		at Col. of Charleston (11/20/2022)
FREE THROW ATTEMPTS	2		at Virginia (01/18/2023)
	5		at Col. of Charleston (11/20/2022)
FREE THROW PERCENTAGE	.533	(8-15)	Syracuse (01/28/2023)
	.550	(11-20)	Grambling (12/17/2022)
REBOUNDS	21		at Miami (FL) (01/31/2023)
	27		Duke (01/23/2023)
	27		at Virginia (01/18/2023)
ASSISTS	12		NC State (01/07/2023)
	12		Clemson (01/04/2023)
	12		at Boston College (12/21/2022)
	12		vs Oklahoma St. (N) (12/11/2022)
	12		Minnesota (11/28/2022)
	12		at Col. of Charleston (11/20/2022)
STEALS	1		Charleston So. (11/25/2022)
	2		Minnesota (11/28/2022)
	2		vs Old Dominion (N) (11/17/2022)
BLOCKED SHOTS	0		North Carolina (12/04/2022)
	1		at Col. of Charleston (11/20/2022)
TURNOVERS	5		Dayton (12/07/2022)
	5		Lehigh (11/10/2022)
FOULS	7		Lehigh (11/10/2022)
	10		Delaware St. (11/07/2022)

OPPONENT GAME LOWS

Opponent - Game Lows

POINTS	48		Grambling (12/17/2022)
	49		Dayton (12/07/2022)
	51		at Clemson (01/21/2023)
	52		Lehigh (11/10/2022)
	57		Minnesota (11/28/2022)
	57		Delaware St. (11/07/2022)
FIELD GOALS MADE	18		at Clemson (01/21/2023)
	18		Dayton (12/07/2022)
FIELD GOAL ATTEMPTS	47		at Clemson (01/21/2023)
	49		Syracuse (01/28/2023)
FIELD GOAL PERCENTAGE	.300	(18-60)	Dayton (12/07/2022)
	.365	(23-63)	at Wake Forest (12/31/2022)
	.365	(23-63)	Lehigh (11/10/2022)
	.365	(19-52)	Grambling (12/17/2022)
3 PT FG MADE	3		at Clemson (01/21/2023)
	3		at Boston College (12/21/2022)
	3		Dayton (12/07/2022)
	3		North Carolina (12/04/2022)
3 PT FG ATTEMPTS	15		Dayton (12/07/2022)
	16		at Syracuse (01/11/2023)
	16		Delaware St. (11/07/2022)
3 PT FG PERCENTAGE	.158	(3-19)	at Boston College (12/21/2022)
	.167	(3-18)	at Clemson (01/21/2023)
FREE THROWS MADE	1		Lehigh (11/10/2022)
	2		vs Penn St. (N) (11/18/2022)
FREE THROW ATTEMPTS	2		Lehigh (11/10/2022)
	4		vs Penn St. (N) (11/18/2022)
FREE THROW PERCENTAGE	.500	(7-14)	Minnesota (11/28/2022)
	.500	(4-8)	Charleston So. (11/25/2022)
	.500	(2-4)	vs Penn St. (N) (11/18/2022)
	.500	(1-2)	Lehigh (11/10/2022)
REBOUNDS	24		Delaware St. (11/07/2022)
	25		North Carolina (12/04/2022)
ASSISTS	6		North Carolina (12/04/2022)
	7		NC State (01/07/2023)
	7		Dayton (12/07/2022)
STEALS	1		Dayton (12/07/2022)
	2		Charleston So. (11/25/2022)
BLOCKED SHOTS	0		vs Penn St. (N) (11/18/2022)
	1		Grambling (12/17/2022)
	1		Lehigh (11/10/2022)
TURNOVERS	5		at Virginia (01/18/2023)
	7		Duke (01/23/2023)
	7		at Wake Forest (12/31/2022)
	7		vs Old Dominion (N) (11/17/2022)
FOULS	9		at Virginia (01/18/2023)
	11		Dayton (12/07/2022)

VIRGINIA TECH MEN'S BASKETBALL

BOX SCORES

GAME 1: DELAWARE STATE

Official Basketball Box Score - Final														Game Time: 9:00 PM			
Delaware State at Virginia Tech														Game Duration: 1:50			
11/07/22 Cassell Coliseum, Blacksburg, Va.														Attendance: 7,899			
2022-23 Men's Basketball														Officials: Jamie Luckie, Jerry Heister, Chase Shaw			
Delaware State - 57														Record: 0-1			
NO. Name	Min	FG	3P	FT	Rebounds	Fouls	TP	AS	TO	ST	Blocks	BS	BA	+	-	Shooting By Period	
23 Brandon Stone	C	26:42	7-13	1-3	0-0	3 5 8	0	1	15	0	2	1	0	1	24	1 st FG% 13-32 40.6%	
24 Raymond Somerville	C	24:24	3-8	0-0	2-2	1 3 4	1	2	8	2	1	0	1	0	18	3 ^{PT} % 3-9 33.3%	
3 Martez Robinson	G	26:43	1-7	0-3	1-2	0 3 3	4	4	3	4	1	0	0	0	37	FT% 2-3 66.7%	
5 Jevvinn Muniz	G	25:00	2-5	1-2	0-0	2 2 2	1	0	5	0	2	1	0	0	21	2 nd FG% 11-30 36.7%	
11 Khyrie Staten	G	32:30	7-15	2-6	0-0	0 0 0	1	1	16	1	2	2	1	2	35	3 ^{PT} % 1-7 14.3%	
15 Aaron Lemon-Warren		12:32	0-1	0-0	2-2	0 1 1	2	1	2	0	1	1	0	0	3	FT% 3-4 75%	
20 Cameron Stitt		12:59	2-6	0-1	0-1	2 2 4	1	1	4	0	0	0	0	0	19	GM FG% 24-62 38.7%	
22 Corey Perkins		05:03	1-3	0-1	0-0	0 0 0	2	2	2	2	0	0	0	0	5	3 ^{PT} % 4-16 25.0%	
4 Kyle Johnson		08:46	0-2	0-0	0-0	0 0 0	0	0	0	0	0	0	0	0	17	FT% 5-7 71.4%	
25 O'Koye Parker		02:39	0-0	0-0	0-0	0 0 0	1	0	0	0	1	0	0	0	7	Dead Ball Rebounds: 2, 1	
22 Cory Barnes		05:33	0-0	0-0	0-0	1 1 3	0	0	0	0	0	0	0	0	6		
10 Ronald Lucas		07:09	1-2	0-0	0-0	0 0 0	2	2	0	2	0	0	0	1	2		
Team																	
Totals														24-62 4-16 5-7 7 17 24 18 10 57 9 12 5 2 4 -38			

Official Basketball Box Score - Final														Game Time: 6:00 PM			
Lehigh at Virginia Tech														Game Duration: 1:51			
11/10/22 Cassell Coliseum, Blacksburg, Va.														Attendance: 7,541			
2022-23 Men's Basketball														Officials: Ted Valentine, Lee Cassell, Jeff Poon			
Lehigh - 52														Record: 0-2			
NO. Name	Min	FG	3P	FT	Rebounds	Fouls	TP	AS	TO	ST	Blocks	BS	BA	+	-	Shooting By Period	
35 Dominic Parolin	C	21:39	5-9	0-1	0-0	3 2 5	2	0	10	0	2	0	0	0	17	1 st FG% 11-30 36.7%	
42 JT Tan	C	14:12	1-3	0-0	0-0	0 0 0	3	0	2	0	1	0	0	1	1	3 ^{PT} % 2-11 18.2%	
5 Evan Taylor	G	23:13	2-9	0-3	0-0	1 4 5	3	0	4	0	0	0	0	0	6	FT% 1-2 50%	
13 Keith Higgins Jr.	G	24:17	4-9	1-4	0-0	0 3 3	1	1	9	2	0	1	0	0	15	2 nd FG% 12-33 36.4%	
22 Tyler Whitney-Sidney	G	24:41	3-7	1-2	1-2	1 3 4	1	2	8	1	2	3	0	0	18	FT% 3-10 30.0%	
2 Jakob Alimudun		25:49	6-12	2-6	0-0	0 4 4	1	0	14	1	0	0	0	0	8	GM FG% 23-63 36.5%	
32 Henri Adiasa		10:31	1-3	0-0	0-0	0 0 0	2	0	2	0	2	0	0	0	10	3 ^{PT} % 5-21 23.8%	
55 Jalin Sinclair		24:20	0-5	0-2	0-0	0 2 2	3	1	0	7	3	0	0	2	15	FT% 1-2 50.0%	
4 Reed Fenton		08:21	1-2	1-2	0-0	0 2 2	1	1	3	0	0	0	0	0	13	Dead Ball Rebounds: 1, 1	
2 Jake Bellow		10:06	0-0	0-0	0-1	1 1 0	0	0	0	0	0	0	0	0	5		
23 Bube Momah		06:31	0-3	0-0	0-1	1 2 0	1	0	0	0	0	0	1	1	14		
25 Ben Knosman		03:03	0-0	0-0	0-0	0 0 0	1	0	0	1	0	0	0	0	4		
20 Jayshen Saigal		01:59	0-0	0-0	0-0	0 0 0	0	0	0	0	0	0	0	0	4		
21 Burke Chebuhar		01:18	0-1	0-0	0-0	0 0 0	0	0	0	0	0	0	0	0	4		
Team														3 1 4 0 0 0			
Totals														23-63 5-21 1-2 9 23 32 17 7 52 12 11 4 1 4 -26			

Official Basketball Box Score - Final														Game Time: 6:00 PM			
Lehigh at Virginia Tech														Game Duration: 1:59			
11/10/22 TD Arena, Charleston, SC														Attendance: 2,155			
2022-23 Men's Basketball														Officials: Ted Valentine, Ron Groover, John Hampton			
Virginia Tech - 78														Record: 2-0			
NO. Name	Min	FG	3P	FT	Rebounds	Fouls	TP	AS	TO	ST	Blocks	BS	BA	+	-	Shooting By Period	
21 Grant Basile	F	24:47	3-7	1-3	4-4	1 7 8	1	4	11	2	3	0	1	0	12	1 st FG% 16-29 55.2%	
25 Justyn Mutts	F	30:44	6-7	1-1	3-7	1 10 11	1	7	16	5	0	2	1	0	20	3 ^{PT} % 3-9 33.3%	
0 Hunter Cattoor	G	29:19	2-4	1-3	1-2	0 1 1	1	1	2	6	4	1	0	0	17	FT% 8-10 80%	
3 Sean Pedulla	G	32:12	9-17	1-5	1-1	0 3 3	0	2	20	2	0	0	1	0	24	2 nd FG% 15-29 51.7%	
13 Darius Maddox	G	24:16	3-7	0-3	2-2	0 4 4	0	1	8	0	0	0	0	0	14	3 ^{PT} % 2-9 22.2%	
15 Lynn Kidd		12:00	3-5	0-0	0-0	0 0 0	1	0	6	1	1	0	0	0	15	FT% 3-6 50%	
34 Mylajael Poteat		12:29	3-6	0-0	2-1	3 0 0	1	6	0	0	0	0	1	1	5	GM FG% 31-58 53.4%	
11 John Camden		06:10	0-0	0-0	0-1	1 2 0	0	0	0	0	0	0	0	0	10	3 ^{PT} % 5-19 27.8%	
10 Camden Johnson		01:59	0-0	0-0	0-0	0 1 1	0	0	0	0	0	0	0	0	4	FT% 11-16 68.8%	
Team														1 1 2 0 0 0			
Totals														31-58 5-18 11-16 5 31 36 7 17 78 15 5 3 4 1 26			

Official Basketball Box Score - Final														Game Time: 6:00 PM			
William and Mary at Virginia Tech														Game Duration: 1:50			
11/10/22 Cassell Coliseum, Blacksburg, Va.														Attendance: 7,506			
2022-23 Men's Basketball														Officials: Roger Ayers, Raymie Styons, Leslie Jones			
William and Mary - 77														Record: 1-2			
NO. Name	Min	FG	3P	FT	Rebounds	Fouls	TP	AS	TO	ST	Blocks	BS	BA	+	-	Shooting By Period	
5 Noah Collier	F	13:55	1-2	0-0	2-3	1 2 3	4	3	4	2	2	0	2	0	4	1 st FG% 14-32 43.8%	
35 Ben Wight	F	30:42	5-12	0-0	0-0	5 1 6	1	1	10	0	2	0	0	2	27	3 ^{PT} % 5-13 38.5%	
12 Tyler Rice	G	08:23	1-2	1-2	0-0	0 0 0	4	0	3	0	2	0	0	0	14	FT% 2-3 66.7%	
21 Gabe Dorsey	G	24:12	5-7	1-6	0-0	1 3 4	1	2	14	0	1	1	0	0	6	2 nd FG% 15-26 57.7%	
24 Chris Mullins	G	27:04	1-5	0-4	0-0	3 3 3	2	3	6	3	1	2	0	1	13	FT% 6-9 66.7%	
11 Jack Karasiniski		25:21	2-5	0-2	0-1	1 1 2	1	5	4	1	1	0	0	1	15	GM FG% 29-58 50.0%	
0 Anders Nelson		31:39	10-15	4-7	1-2	1 3 3	2	2	25	6	2	0	0	1	5	3 ^{PT} % 11-22 50.0%	
4 Matthew Case		14:46	1-4	1-3	0-0	0 2 2	0	0	3	0	0	0	0	0	13	FT% 8-12 66.7%	
15 Miguel Ayesa		06:43	0-1	0-0	0-1	1 1 0	0	0	0	0	0	0	0	0	3	Dead Ball Rebounds: 3, 0	
2 Chase Lowe		13:57	2-3	0-0	1-2	1 1 2	2	5	0	1	0	0	0	0	1		
1 Jake Milkerit		01:58	1-1	1-1	0-0	0 0 0	0	0	0	0	0	0	0	0	2		
33 Charlie Williams		01:58	0-1	0-0	0-0	1 1 0	0	0	0	0	0	0	0	0	2		
25 Miles Hicks		01:12	0-0	0-0	0-0	0 0 0	0	0	0	0	0	0	0	0	4		
Team														1 0 1 0 0 0			
Totals														29-58 11-22 8-12 10 17 27 15 18 77 12 12 3 2 5 -17			

Official Basketball Box Score - Final														Game Time: 6:00 PM			
William and Mary at Virginia Tech														Game Duration: 1:59			
11/10/22 TD Arena, Charleston, SC														Attendance: 2,155			
2022-23 Men's Basketball														Officials: Ted Valentine, Ron Groover, John Hampton			
Virginia Tech - 94														Record: 3-0			
NO. Name	Min	FG	3P	FT	Rebounds	Fouls	TP	AS	TO	ST	Blocks	BS	BA	+	-	Shooting By Period	
21 Grant Basile	F	19:58	5-8	3-6	0-0	2 2 2	2	0	13	1	1	3	0	15	1 st FG% 21-32 65.6%		
25 Justyn Mutts	F	24:37	1-2	0-0	0-0	1 3 4	4	4	21	6	4	1	1	0	28	3 ^{PT} % 11-16 68.8%	
0 Hunter Cattoor	G	29:18	7-11	6-10	2-2	0 3 3	1	3	22	3	0	0	0	0	29	FT% 4-4 100%	
3 Sean Pedulla	G	35:58	7-11	4-7	4-4	1 3 4	2	4	22	4	1	1	1	0	19	2 nd FG% 12-27 44.4%	
13 Darius Maddox	G	30:54	5-9	2-2	2-2	1 1 2	1	1	14	3	0	1	0	1	19	3 ^{PT} % 5-16 31.3%	
2 MJ Collins		16:08	2-7	1-3	2-2	0 0 0	4	1	7	0	0	0	0	0	5	FT% 8-9 100%	
15 Lynn Kidd		16:48	2-2	0-0	2-2	2 2 4	1	1	6	0	0	0	0	0	10	GM FG% 33-59 55.9%	
11 John Camden		08:43	1-4	0-3	0-0	1 1 0	2	0	2	0	1	0	0	0	13	3 ^{PT} % 16-32 50.0%	
34 Mylajael Poteat		13:14	3-4	0-0	0-0	2 2 4	1	1	6	1	0	0	0	0	7	FT% 12-12 100.0%	
10 Camden Johnson		01:58	0-0	0-0	0-0	0 0 0	0	0	0	0	0	0	0	0	2	Dead Ball Rebounds: 0, 1	
14 Owyn Dawyot		01:12	0-1	0-1	0-0	1 1 0	0	0	0	0	0	0	0	0	4		
33 Michael Ward		01:12	0-0	0-0	0-0	0 0 0	0	0	0	0	0	0	0	0	4		
Team														1 2 3 0 0 0			
Totals														33-59 16-32 12-12 9 19 28 18 15 94 19 7 4 5 2 17			

Official Basketball Box Score - Final														Game Time: 6:00 PM			
Lehigh at Virginia Tech														Game Duration: 1:59			
11/10/22 TD Arena, Charleston, SC														Attendance: 2,155			
2022-23 Men's Basketball														Officials: Ted Valentine, Ron Groover, John Hampton			
Old Dominion - 71														Record: 2-2			
NO. Name	Min	FG	3P	FT	Rebounds	Fouls	TP	AS	TO	ST	Blocks	BS	BA	+	-	Shooting By Period	
12 Ben Stanley	F																

VIRGINIA TECH MEN'S BASKETBALL

BOX SCORES

GAME 5: PENN STATE

Official Basketball Box Score - Final Penn St. at Virginia Tech 11/18/22 TD Arena, Charleston, SC Penn State vs. Virginia Tech		Game Time: 12:00 PM Game Duration: 1:49										
		Officials: John Higgins, Olandis Poole, John Gaffney										
Penn St. - 59 Record: 4-1 (0-1)												
NO. Name	Min	FG	3P	FT	Rebounds	Fouls	TP	AS	TO	ST	Blocks	+/-
1 Seth Lundy	33:49	1-5	0-2	2-4	2 7 9	3 3 4	3	0	0	0	0	3
4 Caleb Dorsey	06:03	0-1	0-1	0-0	0 1 1	0 0 0	0	0	1	0	0	-8
10 Andrew Funk	36:37	8-16	5-11	0-0	0 1 1	1 0 21	1	1	1	0	1	0
11 Camren Wynter	17:19	1-4	0-1	0-0	0 1 1	0 0 2	0	4	1	0	0	-3
22 Jalen Pickett	38:57	4-10	1-2	0-0	1 6 7	3 5 9	8	4	3	0	0	0
3 Keblba Nije	05:00	1-3	0-0	0-0	0 1 1	1 1 2	0	1	0	0	0	-8
2 Myles Dread	30:02	5-11	5-11	0-0	2 2 4	2 0 15	0	1	1	0	1	3
23 Dallion Johnson	14:53	1-4	0-2	0-0	2 2 2	1 2 2	1	1	0	0	0	-7
12 Evan Mahaffey	16:20	2-2	0-0	0-0	3 2 5	1 1 4	1	1	2	0	0	10
Team					0 3 3	0 0 0	0	0	0	0	0	
Totals	23:56	11-30	2-4	8	26 34	12 12	59	15	14	6	0	-2

Virginia Tech - 61 Record: 5-0 (1-0)												
NO. Name	Min	FG	3P	FT	Rebounds	Fouls	TP	AS	TO	ST	Blocks	+/-
21 Grant Basile	26:35	7-11	1-3	2-3	0 4 4	2 3 17	3	1	1	3	0	3
25 Justyn Mutts	37:55	5-12	0-1	0-2	2 10 12	2 5 10	5	4	1	0	0	3
0 Hunter Cattoor	38:04	1-6	1-5	0-0	4 4 4	1 1 3	1	0	4	0	0	-4
3 Sean Pedulla	37:55	5-13	0-6	0-0	1 1 1	1 1 10	3	1	3	0	0	3
13 Darius Maddox	33:11	5-8	1-2	0-0	3 2 5	1 0 11	1	1	0	0	0	4
2 MJ Collins	15:45	0-2	0-2	2-2	1 3 4	2 1 2	1	0	0	0	0	1
34 Mylajael Poteat	07:50	2-5	0-0	2-2	0 1 1	1 1 6	0	1	0	1	0	2
15 Lynn Kidd	02:45	1-1	0-0	0-0	0 0 0	2 0 2	0	1	0	0	0	-1
Team					2 1 3	0 0 0	0	0	0	0	0	
Totals	26:58	31-59	6-9	8	26 34	12 12	61	14	9	4	0	2

Biggest lead 0 (1 st 20:00) 16 (1 st 10:01)		Points from Turnovers 9 8		Period by Period Scoring 1st 2nd TOT	
Best Scoring Run 7 (1 st 5:29) 12 (1 st 10:01)		Paint 24 40		CSU 29 30 59	
Lead Changes 0		Second Chance 11 11		VPI 37 24 61	
Times Tied 0		Fast Breaks 12 2			
Time with Lead 00:00 39:48		Bench 23 10			

GAME 6: COLLEGE OF CHARLESTON

Official Basketball Box Score - Final Virginia Tech at Col. of Charleston 11/20/22 TD Arena, Charleston, SC Virginia Tech at College of Charleston		Game Time: 3:30 PM Game Duration: 1:54 Attendance: 5,100										
		Officials: John Higgins, Jeffery Anderson, Ron Groover										
Virginia Tech - 75 Record: 5-1												
NO. Name	Min	FG	3P	FT	Rebounds	Fouls	TP	AS	TO	ST	Blocks	+/-
21 Grant Basile	29:58	5-12	2-7	0-0	1 4 5	0 2 12	4	3	0	1	1	9
25 Justyn Mutts	38:40	8-11	0-1	0-0	2 7 9	0 3 16	2	1	2	0	0	0
0 Hunter Cattoor	38:07	7-13	3-7	0-2	0 5 5	1 3 17	1	2	2	0	0	-3
3 Sean Pedulla	33:14	7-15	1-5	2-2	0 3 3	3 3 17	3	4	2	0	1	7
13 Darius Maddox	22:15	4-9	0-4	0-0	1 1 2	4 0 8	0	1	1	0	0	-1
34 Mylajael Poteat	08:59	0-0	0-0	0-0	0 0 0	3 1 0	0	0	0	0	0	-8
2 MJ Collins	25:04	2-6	0-3	1-1	1 3 4	3 2 5	2	1	0	0	0	-7
11 John Camden	01:03	0-0	0-0	0-0	0 0 0	0 0 0	0	0	0	0	0	-2
15 Lynn Kidd	03:00	0-0	0-0	0-0	0 1 1	1 0 0	0	1	0	0	0	-5
Team					3 1 4	0 0 0	0	0	0	0	0	
Totals	33:66	6-27	3-5	8	25 33	16 14	75	12	13	7	1	3

Col. of Charleston - 77 Record: 5-1												
NO. Name	Min	FG	3P	FT	Rebounds	Fouls	TP	AS	TO	ST	Blocks	+/-
35 Babacar Faye	20:54	3-5	0-1	2-4	2 6 8	1 2 8	0	2	0	1	0	3
2 Reyne Smith	20:43	3-7	2-6	2-2	0 1 1	1 5 10	1	0	0	0	0	9
3 Dalton Bolon	21:00	1-6	0-3	4-4	1 2 3	1 2 6	1	2	2	0	0	-3
11 Ryan Larson	31:58	5-9	2-3	0-0	1 1 2	3 0 12	3	1	0	0	0	2
21 Jaylon Scott	24:39	0-2	0-1	1-2	1 3 4	2 2 1	1	3	1	2	0	-13
5 Raekwon Horton	24:26	1-3	0-2	0-0	2 2 3	2 2 1	1	1	1	0	0	7
15 Pat Robinson III	20:51	7-9	0-1	0-0	3 3 0	3 0 14	3	0	0	0	0	2
25 Ben Burnham	13:07	4-5	1-2	0-0	0 2 2	0 0 0	0	0	0	0	0	-2
42 Charles Lampton	02:26	0-0	0-0	0-0	0 0 0	1 0 1	0	0	2	1	0	0
10 Arite Brizovic	19:56	6-13	3-4	0-0	0 5 5	2 1 15	1	1	3	0	1	2
Team					1 2 3	0 0 0	0	0	0	0	0	
Totals	30:59	6-23	9-12	6	27 33	14 15	77	11	14	9	3	2

Biggest lead 8 (2 nd 8:17) 13 (1 st 8:41)		Points from Turnovers 15 14		Period by Period Scoring 1st 2nd TOT	
Best Scoring Run 11 (2 nd 14:23) 11 (1 st 8:41)		Paint 44 36		VPI 30 45 75	
Lead Changes 5		Second Chance 9 8		COC 35 42 77	
Times Tied 5		Fast Breaks 7 3			
Time with Lead 19:06 18:25		Bench 5 40			

GAME 7: CHARLESTON SOUTHERN

Official Basketball Box Score - Final Charleston Southern at Virginia Tech 11/25/22 Cassell Coliseum, Blacksburg, Va. 2022-23 Men's Basketball		Game Time: 8:00 PM Game Duration: 1:58 Attendance: 8,525										
		Officials: Ted Valentine, Tony Henderson, Tim Comer										
Charleston Southern - 64 Record: 2-3												
NO. Name	Min	FG	3P	FT	Rebounds	Fouls	TP	AS	TO	ST	Blocks	+/-
1 Kalib Clinton	14:23	1-4	0-0	1-2	2 1 3	4 2 3	0	0	1	0	0	-17
14 Taje Kelly	29:02	7-13	0-0	2-4	3 6 9	1 4 16	1	3	1	0	0	1
4 Tyere Bryan	32:34	4-6	3-3	0-0	0 1 1	1 1 11	3	1	0	0	0	2
13 Tahlik Chavez	35:29	4-10	4-9	0-0	0 3 3	0 1 12	1	1	0	0	0	-1
22 RJ Johnson	14:51	0-4	0-1	0-0	0 0 0	0 0 0	0	1	2	0	0	-8
12 Claudell Harris Jr.	29:30	8-16	0-7	1-2	0 7 7	1 2 17	4	2	0	0	0	-1
24 Claudell Duhart Jr.	14:15	0-2	0-0	2-0	2 2 2	0 0 2	0	2	0	2	1	2
21 Imajae Dodd	10:58	1-3	0-0	0-0	1 2 3	2 1 2	0	1	0	0	0	-6
55 Tres Berry	18:48	1-2	1-2	0-0	0 1 1	3 0 3	0	0	0	0	0	3
Team					6 3 9	0 0 0	0	0	0	0	0	
Totals	26:60	8-22	4-8	14	24 38	14 11	64	12	10	2	2	-5

Virginia Tech - 69 Record: 6-1												
NO. Name	Min	FG	3P	FT	Rebounds	Fouls	TP	AS	TO	ST	Blocks	+/-
21 Grant Basile	24:15	2-6	2-6	0-0	0 2 2	0 0 6	1	2	0	2	0	-8
25 Justyn Mutts	35:46	6-11	0-2	5-7	3 6 9	3 6 17	5	1	1	1	1	5
0 Hunter Cattoor	33:31	2-10	2-6	2-2	2 5 7	3 1 8	4	1	0	0	0	3
3 Sean Pedulla	36:46	6-10	1-2	2-3	0 4 4	1 1 13	3	1	0	0	0	6
13 Darius Maddox	34:06	5-13	1-4	1-2	2 0 2	3 1 12	0	2	0	0	1	7
2 MJ Collins	15:41	0-2	0-1	0-0	0 1 1	0 0 0	0	0	0	0	0	0
15 Lynn Kidd	14:21	5-9	0-0	1-1	5 3 8	1 2 11	1	0	0	1	0	13
34 Mylajael Poteat	05:34	0-0	0-0	0-0	0 1 1	0 0 0	0	0	0	0	0	-1
Team					2 1 3	0 0 0	0	0	0	0	0	
Totals	26:61	6-21	11-15	14	23 37	11 14	69	14	7	1	4	2

Biggest lead 6 (1 st 14:28) 6 (1 st 7:28)		Points from Turnovers 9 14		Period by Period Scoring 1st 2nd TOT	
Best Scoring Run 7 (1 st 14:28) 8 (1 st 7:28)		Paint 26 40		CSU 33 31 64	
Lead Changes 10		Second Chance 13 8		Hokies 37 32 69	
Times Tied 13		Fast Breaks 3 8			
Time with Lead 06:52 24:50		Bench 22 11			

GAME 8: MINNESOTA

Official Basketball Box Score - Final Minnesota at Virginia Tech 11/29/22 Cassell Coliseum, Blacksburg, Va. 2022-23 Men's Basketball		Game Time: 7:01 PM Game Duration: 1:53 Attendance: 7,870										
		Officials: Ron Groover, Jeffery Anderson, A.J. DeSil										
Minnesota - 57 Record: 4-3												
NO. Name	Min	FG	3P	FT	Rebounds	Fouls	TP	AS	TO	ST	Blocks	+/-
3 Dawson Garcia	27:33	2-9	1-3	0-0	1 1 2	2 1 5	1	0	2	0	1	-17
10 Jamison Battle	34:33	2-10	2-7	0-0	0 1 1	2 2 6	2	2	0	0	0	-17
42 Treyton Thompson	06:53	0-1	0-0	0-0	1 1 2	1 0 0	1	0	0	0	0	-1
24 Jaden Henley	19:08	2-4	0-1	2-2	0 0 0	2 1 6	1	2	0	1	1	4
55 Talon Cooper	33:54	6-14	1-4	0-1	1 2 3	1 4 13	5	2	4	0	1	-18

VIRGINIA TECH MEN'S BASKETBALL

BOX SCORES

GAME 9: NORTH CAROLINA

North Carolina at Virginia Tech												
Official Basketball Box Score - Final												
12/04/22 Cassell Coliseum, Blacksburg, Va.												
2022-23 Men's Basketball												
Game Time: 3:00 PM												
Game Duration: 2:03												
Attendance: 8,955												
Officials: Ted Valentine, Doug Simons, Clarence Armstrong												
North Carolina - 72												
Record: 5-4 (0-1)												
NO. Name	Min	FG	3P	FT	Rebounds	Fouls	TP	AS	TO	ST	Blocks	+/-
32 Pete Nance	F 36:18	6-13	1-3	5-6	1 9 10	2 4 18	0	4	0	0	0	-3
1 Leaky Black	G 24:43	1-3	0-1	0-0	0 1 1	3 1 2	1	0	0	2	0	-14
2 Caleb Love	G 31:27	5-10	2-5	6-9	0 3 3	3 6 18	2	3	1	1	0	-1
4 RJ Davis	G 35:28	6-11	0-4	6-7	0 4 4	4 6 18	1	2	2	1	0	-3
14 Puff Johnson	G 12:16	0-2	0-1	0-0	0 0 0	1 0 0	0	0	0	0	0	-8
10 Seth Trimble	22:48	3-3	0-0	0-0	1 2 3	1 1 6	1	0	1	1	0	-4
24 Tyler Nickel	25:00	3-5	0-1	2-3	1 1 2	1 2 8	1	0	0	0	0	1
3 Dontrez Styles	08:18	0-3	0-2	0-0	1 0 1	1 0 0	0	1	0	0	0	-3
22 Justin McKoy	02:20	0-1	0-0	2-2	0 0 0	0 1 2	0	0	0	0	0	-4
21 Will Shaver	01:22	0-0	0-0	0-0	0 0 0	1 0 0	0	0	0	0	0	-1
Totals		24-51	3-17	21-27	4 21 25	17 21 72	6	10	5	5	0	-8
Technical Fouls: NONE												

Virginia Tech - 80												
Record: 8-1 (1-0)												
NO. Name	Min	FG	3P	FT	Rebounds	Fouls	TP	AS	TO	ST	Blocks	+/-
21 Grant Basile	F 29:24	4-9	1-3	3-4	0 4 4	2 4 12	4	1	2	0	0	2
25 Justyn Mutts	F 38:13	12-16	1-1	2-2	2 9 11	2 5 27	4	5	1	0	0	10
0 Hunter Cattoor	G 29:12	5-7	3-4	0-1	0 3 3	3 2 13	1	0	0	0	1	7
3 Sean Pedulla	G 35:16	5-14	1-5	3-4	0 4 4	4 2 14	4	2	0	0	1	5
13 Darius Maddox	G 36:34	1-6	0-2	0-0	0 4 4	4 1 2	2	1	1	0	1	0
2 MJ Collins	21:03	2-7	1-4	3-4	5 3 8	3 2 8	1	0	0	0	2	3
34 Mylajael Poteat	04:18	0-0	0-0	0-1	1 2 0	0 0 0	0	0	0	0	0	-4
15 Lynn Kidd	06:00	2-2	0-0	0-0	1 0 1	1 4 0	0	0	0	0	0	1
Totals		31-61	7-19	11-15	10 29 39	21 17 80	16	10	4	0	5	8
Technical Fouls: NONE												

Heels		Hokies		Points from Turnovers		Heels		Hokies		Period by Period Scoring	
1st	2nd	1st	2nd	1st	2nd	1st	2nd	TOT	1st	2nd	TOT
3 (1 st 18:42)	18 (2 nd 13:19)	14	10	27	45	72	27	45	72		
Best Scoring Run		8 (2 nd 6:56)		8 (1 st 14:12)		Fast Breaks		12		10	
Lead Changes		1		Second Chance		4		8		Bench	
Times Tied		1		Fast Breaks		12		10		Bench	
Time with Lead		01:26		Fast Breaks		16		12		Bench	
Time with Lead		01:26		Fast Breaks		16		12		Bench	

GAME 10: DAYTON

Dayton at Virginia Tech												
Official Basketball Box Score - Final												
12/07/22 Cassell Coliseum, Blacksburg, Va.												
2022-23 Men's Basketball												
Game Time: 8:00 PM												
Game Duration: 1:51												
Attendance: 7,702												
Officials: Roger Ayers, Lee Cassell, Ron Grewer												
Dayton - 49												
Record: 5-5												
NO. Name	Min	FG	3P	FT	Rebounds	Fouls	TP	AS	TO	ST	Blocks	+/-
2 Toumani Camara	F 26:18	2-9	1-2	4-4	2 3 5	0 2 9	1	0	0	1	1	-16
15 DaRon Holmes II	F 28:13	5-15	0-0	3-4	7 3 10	1 8 13	0	2	0	1	4	-18
22 Mustapha Amzil	F 24:00	2-6	1-4	0-0	1 3 4	3 1 5	1	1	0	0	0	-15
23 RJ Blakney	F 23:40	2-4	0-1	1-1	2 3 5	1 1 5	2	1	0	0	0	-12
55 Mike Sharavjams	G 35:22	3-12	0-3	0-1	1 4 5	1 1 5	2	1	0	0	0	-19
4 Koby Brea	18:53	2-5	1-3	0-0	0 5 0	0 0 0	0	0	0	0	0	-22
21 Richard Amaefule	10:54	0-2	0-0	0-0	0 0 0	4 0 0	0	0	0	0	0	-10
10 Kaleb Washington	15:55	1-2	0-0	1-3	0 1 1	0 2 3	0	2	1	0	1	-13
12 Zimi Nwokoji	14:35	1-5	0-2	1-4	1 3 4	1 3 3	1	2	0	0	0	-12
42 Brady Uhl	01:34	0-0	0-0	0-0	0 0 0	0 0 0	0	0	0	0	0	-2
54 Atticus Schuler	00:36	0-0	0-0	0-0	0 0 0	0 0 0	0	0	0	0	0	-1
Totals		18-60	3-15	10-17	15 27 42	11 18 49	7	12	1	3	6	-28
Technical Fouls: NONE												

Virginia Tech - 77												
Record: 9-1												
NO. Name	Min	FG	3P	FT	Rebounds	Fouls	TP	AS	TO	ST	Blocks	+/-
21 Grant Basile	F 30:58	9-17	4-9	1-2	2 8 10	2 3 23	1	1	0	4	1	24
25 Justyn Mutts	F 21:21	0-0	0-0	2-2	0 5 5	2 3 2	1	0	0	0	0	5
0 Hunter Cattoor	G 32:36	3-8	1-6	0-0	0 3 3	1 1 7	0	0	0	0	0	28
3 Sean Pedulla	G 27:47	8-13	2-5	1-1	0 1 1	5 3 19	2	1	2	0	0	20
13 Darius Maddox	G 31:30	5-13	2-5	0-0	1 4 5	1 0 12	3	1	1	0	1	15
2 MJ Collins	21:56	1-4	0-2	0-0	0 2 2	0 0 2	3	0	0	0	0	13
15 Lynn Kidd	13:16	3-5	0-0	0-0	2 2 2	4 0 6	2	0	1	2	1	15
34 Mylajael Poteat	12:15	1-1	0-0	2-2	0 0 0	1 1 4	0	0	0	0	0	40
11 John Camden	03:03	0-1	0-0	0-0	0 0 0	0 0 0	0	0	0	0	0	4
10 Camden Johnson	02:10	0-0	0-0	0-0	0 1 0	0 0 0	0	1	1	0	0	2
14 Owyn Dawyot	01:34	1-1	0-0	0-0	0 0 0	1 0 0	0	0	0	0	0	2
33 Michael Ward	01:34	0-0	0-0	0-0	0 0 0	0 0 0	0	0	0	0	0	2
Totals		31-63	9-28	6-7	5 30 35	18 11 77	13	5	5	6	3	28
Technical Fouls: NONE												

Flyers		Hokies		Points from Turnovers		Heels		Hokies		Period by Period Scoring	
1st	2nd	1st	2nd	1st	2nd	1st	2nd	TOT	1st	2nd	TOT
6 (1 st 15:18)	28 (2 nd 0:20)	5	10	30	36	21	28	49	42	35	77
Best Scoring Run		5 (2 nd 18:27)		16 (1 st 0:49)		Fast Breaks		13		7	
Lead Changes		1		Second Chance		4		13		7	
Times Tied		1		Fast Breaks		11		14		2	
Time with Lead		04:56		Fast Breaks		11		14		2	
Time with Lead		04:56		Fast Breaks		11		14		2	

GAME 11: OKLAHOMA STATE

Oklahoma St. at Virginia Tech												
Official Basketball Box Score - Final												
12/11/22 Barclays Center, Brooklyn, NY												
2022 Basketball Hall of Fame Invitational												
Game Time: 2:00 PM												
Game Duration: 2:05												
Attendance: 1,500												
Officials: Kipp Kissinger, Bert Smith, Bart Lenox												
Oklahoma St. - 65												
Record: 6-4												
NO. Name	Min	FG	3P	FT	Rebounds	Fouls	TP	AS	TO	ST	Blocks	+/-
22 Kalib Boone	F 27:13	6-10	0-0	3-4	3 4 7	3 4 15	0	2	1	4	1	-3
33 Moussa Cisse	C 29:30	3-5	0-0	6-9	1 6 7	4 5 12	1	2	0	1	0	1
0 Avery Anderson, III	G 28:24	5-9	3-5	2-2	0 2 2	2 3 15	4	5	3	1	0	-4
1 Bryce Thompson	G 28:10	2-9	0-4	0-0	0 1 1	4 0 4	4	4	0	0	1	4
51 John-Michael Wright	G 29:26	1-5	1-4	0-0	3 3 6	2 3 3	3	0	1	0	1	0
5 Caleb Asberry	24:43	2-8	2-8	2-2	0 3 3	3 2 8	2	1	0	0	0	13
23 Tyreek Smith	15:41	1-4	0-0	0-0	1 2 3	1 1 2	0	0	0	1	0	-3
2 Chris Harris Jr.	09:48	1-2	0-1	0-0	1 3 4	2 1 2	0	0	1	0	0	-4
13 Quion Williams	02:16	0-0	0-0	0-1	1 0 0	0 0 0	0	0	0	0	0	-1
4 Woody Newton	05:49	1-3	1-2	1-2	1 2 3	0 4 0	2	0	0	0	0	-2
Totals		22-55	7-24	14-19	11 27 38	21 18 65	14	17	6	7	3	-5
Technical Fouls: NONE												

Virginia Tech - 70												
Record: 10-1												
NO. Name	Min	FG	3P	FT	Rebounds	Fouls	TP	AS	TO	ST	Blocks	+/-
21 Grant Basile	F 27:45	4-12	2-5	3-5	1 4 5	3 4 13	2	0	1	2	1	5
25 Justyn Mutts	F 26:06	5-8	2-3	1-2	1 3 4	4 2 13	4	4	6	0	1	-2
0 Hunter Cattoor	G 35:05	1-5	0-3	7-8	0 6 6	1 6 9	1	1	3	0	0	1
3 Sean Pedulla	G 39:05	6-16	2-4	2-3	1 4 5	3 6 16	4	1	0	0	3	5
13 Darius Maddox	G 32:48	3-9	1-3	0-0	3 0 3	2 0 7	0	2	0	1	1	5
34 Mylajael Poteat	15:21	1-2	0-0	6-6	2 4 6	3 3 8	1	0	0	0	0	4
2 MJ Collins	13:47	1-3	0-2	0-0	0 1 1	0 0 2	0	0	0	0	0	4
15 Lynn Kidd	10:03	1-2	0-0	0-0	1 1 2	2 0 0	2	0	2	0	1	3
Totals		22-57	7-20	19-24	11 26 37	18 21 70	12	10	11	3	7	5
Technical Fouls: NONE												

OSU		VT		Points from Turnovers		OSU		VT		Period by Period Scoring		
1st	2nd	1st	2nd	1st	2nd	1st	2nd	TOT	1st	2nd	TOT	
5 (2 nd 11:25)	12 (1 st 7:18)	14	19	25	40	65	25	40	65	34	36	70
Best Scoring Run		8 (1 st 4:40)		9 (1 st 7:18)		Fast Breaks		8		7		
Lead Changes		3		Second Chance		11		10		Bench		
Times Tied		8		Fast Breaks		16		12		Bench		
Time with Lead		08:52		Fast Breaks		16						

VIRGINIA TECH MEN'S BASKETBALL

BOX SCORES

GAME 13: BOSTON COLLEGE

Official Basketball Box Score - Final													Game Time: 6:30 PM			
Virginia Tech at Boston College													Game Duration: 2:07			
12/21/22 Silvio O. Conte Forum, Chestnut Hill, Mass.													Attendance: 4,012			
@BCUMB													Officials: Roger Ayers, Brian O'Connell, Matt Potter			
Virginia Tech - 65													Record: 11-2 (1-1)			
NO. Name	Min	FG	3P	FT	Rebounds	Fouls	TP	AS	TO	ST	Blocks	+/-	Shooting By Period			
21 Grant Basile	59	1-4	2-4	2-4	3 3 6	1 2	13	0	1	1	0	0	-1	1 st FG%	12-27	44.4%
25 Justyn Mutts	41	0-1	0-0	0-0	2 6 8	2 2	18	3	5	2	2	1	-7	3 rd FT%	1-10	10.0%
0 Hunter Cattoor	29	2-5	1-3	0-0	0 5 5	3 3	5	1	2	1	0	0	-5	FT%	5-6	83.3%
3 Sean Pedulla	43	3-6	1-3	1-1	1 1 2	5 4	18	5	4	0	0	0	-1	2 nd FG%	12-29	41.4%
13 Darius Maddox	39	4-15	2-6	0-0	5 3 8	2 0	10	0	1	0	0	0	-1	3 rd FT%	4-7	57.1%
2 MJ Collins	21	0-2	0-1	0-0	0 5 5	0 1	0	1	1	0	0	0	0	FT%	1-3	33.3%
15 Lynn Kidd	10	0-1	0-0	0-0	0 4 4	1 1	0	1	1	0	1	1	4	OT FG%	3-10	30.0%
34 Mylajael Poteat	09	1-1	0-0	1-2	2 1 3	0 1	1	1	0	0	0	0	-6	3 rd FT%	0-3	0.0%
11 John Camden	00	0-0	0-0	0-0	0 0 0	0 0	0	0	0	0	0	0	-2	FT%	0-0	0.0%
Team		3	1	4	0	0	0	0	0	0	0	0	-2	GM FG%	27-66	40.9%
Totals	27:66	5-20	6-9	16	29	45	14	14	65	12	15	4	3	3	5	66.7%
Technical Fouls: NONE													Dead Ball Rebounds: 3			

Official Basketball Box Score - Final													Game Time: 7:00 PM			
Boston College - 70													Game Duration: 2:06			
12/21/22 Cassell Coliseum, Blacksburg, Va.													Attendance: 4,012			
@BCUMB													Officials: Roger Ayers, Jamie Luckie, Bl Covington, Jr.			
Boston College - 70													Record: 7-6 (1-1)			
NO. Name	Min	FG	3P	FT	Rebounds	Fouls	TP	AS	TO	ST	Blocks	+/-	Shooting By Period			
1 T.J. Bickerstaff	15	2-3	0-0	0-0	4 0 4	3 0	4	1	2	0	0	0	-2	1 st FG%	11-31	35.5%
10 Prince Aligbe	20	3-8	1-3	0-0	1 3 4	1 0	5	1	1	0	0	0	-5	3 rd FT%	2-12	16.7%
5 DeMarr Langford Jr.	40	3-9	0-0	2-2	5 1 6	2 2	8	1	2	1	1	0	-4	FT%	1-1	100%
11 Makai Ashton-Langford	36	1-5	2-6	3-4	1 6 7	1 5	21	1	2	1	2	0	12	2 nd FG%	15-33	45.5%
45 Mason Madsen	15	3-6	1-3	0-1	0 3 3	0 2	2	0	0	0	0	0	8	3 rd FT%	0-6	0.0%
3 Jaeden Zackery	36	2-7	0-1	2-2	2 3 5	3 3	6	5	0	2	0	0	3	FT%	4-5	80%
24 CJ Penha	22	0-3	0-0	0-0	0 2 2	0 0	6	1	1	0	0	0	1	OT FG%	3-8	37.5%
21 Devin McGlockton	30	0-1	0-1	2-3	3 4 7	4 2	18	2	1	2	0	2	11	FT%	4-11	100%
00 Chas Kelley III	05	0-3	0-0	0-0	0 0 0	0 0	0	0	0	0	0	0	-4	GM FG%	29-72	40.3%
2 Armani Mighty	00	0-0	0-0	0-0	0 0 0	0 0	0	0	0	0	0	0	2	3 rd FT%	3-9	15.9%
Team		1	1	2	0	0	0	0	0	0	0	0	0	FT%	9-12	75.0%
Totals	29:72	3-19	9-12	17	23	40	14	14	70	12	9	7	3	3	5	40.3%
Technical Fouls: NONE													Dead Ball Rebounds: 0			

VT		BC		Points from Turnovers		Period by Period Scoring		
1 st	2 nd	1 st	2 nd	1 st	2 nd	1 st	2 nd	
8 (1 st 6:33)	9 (2 nd 4:19)	6	15	VT	30	29	6	65
11 (2 nd 0:49)	8 (2 nd 4:19)	Paint	42	BC	25	34	11	70
10	10	Second Chance	7	VT	30	29	6	65
8	8	Fast Breaks	6	BC	25	34	11	70
20:42	16:17	Bench	1	30				

GAME 14: WAKE FOREST

Official Basketball Box Score - Final													Game Time: 7:30 PM			
Virginia Tech at Wake Forest													Game Duration: 2:01			
12/31/22 LVM Coliseum, Winston-Salem													Attendance: 8,709			
@2022-23 Men's Basketball													Officials: Roger Ayers, Jamie Luckie, Bl Covington, Jr.			
Virginia Tech - 75													Record: 11-3 (1-2)			
NO. Name	Min	FG	3P	FT	Rebounds	Fouls	TP	AS	TO	ST	Blocks	+/-	Shooting By Period			
21 Grant Basile	18	4-4	3-7	1-3	2-2	1 1 2	4	2	9	0	3	0	8	1 st FG%	12-30	40.0%
25 Justyn Mutts	39	0-8	2-3	0-0	1 10 11	4 2	18	5	5	0	0	0	8	3 rd FT%	4-13	30.8%
15 Lynn Kidd	18	2-5	0-0	3-5	2 6 8	2 4	7	0	0	0	0	0	1	FT%	10-11	90.9%
3 Sean Pedulla	38	0-3	1-3	1-9	5-5	1 3 4	4 4	18	7	3	3	0	1	2 nd FG%	15-29	51.7%
13 Darius Maddox	25	3-4	2-6	0-1	1-1	0 2 2	2 1	5	1	0	2	0	0	3 rd FT%	2-8	25.0%
2 MJ Collins	27	1-4	1-2	0-0	0 3 3	4 0	3	1	1	0	0	0	0	GM FG%	27-59	45.8%
34 Mylajael Poteat	17	3-5	4-4	0-0	1 1 2	3 5	3	1	9	0	1	0	0	3 rd FT%	6-21	28.6%
11 John Camden	14	5-8	1-3	1-3	3-5	0 1 1	2 6	0	0	0	0	0	-8	FT%	15-19	78.9%
Team		2	1	3	0	0	0	0	0	0	0	0	0	Dead Ball Rebounds: 3		
Totals	27:59	6-21	15-19	9	30	39	24	16	75	14	13	5	4	2	2	45.8%
Technical Fouls: Pedulla 1 st 4:26													Dead Ball Rebounds: 3			

Official Basketball Box Score - Final													Game Time: 7:00 PM				
Wake Forest - 77													Game Duration: 2:02				
12/31/22 LVM Coliseum, Winston-Salem													Attendance: 8,709				
@2022-23 Men's Basketball													Officials: Roger Ayers, Jamie Luckie, Bl Covington, Jr.				
Wake Forest - 77													Record: 10-4 (2-1)				
NO. Name	Min	FG	3P	FT	Rebounds	Fouls	TP	AS	TO	ST	Blocks	+/-	Shooting By Period				
11 Andrew Carr	27	4-9	5-16	2-5	2-2	5 2 7	2 2	14	1	1	1	1	-6	1 st FG%	11-31	35.5%	
33 Matthew Marsh	31	3-0	0-0	2-5	3 4 7	2 3	8	0	0	0	0	0	8	3 rd FT%	5-14	35.7%	
1 Tyree Appleyby	40	0-10	4-6	10-13	1 0 1	2 9	24	7	5	2	0	0	2	FT%	9-11	81.8%	
2 Cameron Hixroth	33	4-11	0-2	2-2	1 7 8	3 5	8	4	1	2	0	0	2	2 nd FG%	11-30	36.7%	
30 Damari Monsanto	18	0-1	2-7	1-5	4-4	0 3 3	3 2	9	0	0	0	0	-5	3 rd FT%	6-14	42.9%	
4 Davien Williamson	21	5-0	4-8	0-0	0 3 3	1 1	12	0	0	0	0	0	-4	FT%	11-15	73.3%	
20 Davion Bradford	08	2-3	0-0	0-0	1 0 1	1 0	0	0	0	0	1	0	-6	GM FG%	23-63	36.5%	
34 Bobi Kintman	19	0-5	1-7	0-2	0 0 0	1 4	5	2	1	2	0	0	0	11	3 rd FT%	11-28	39.3%
Team		2	1	3	0	0	0	0	0	0	0	0	0	Dead Ball Rebounds: 2			
Totals	23:63	11-28	20-26	14	24	38	16	23	77	12	7	5	2	4	2	36.5%	
Technical Fouls: Bench 1 st 4:26													Dead Ball Rebounds: 2				

VT		WAKE		Points from Turnovers		Period by Period Scoring	
1 st	2 nd	1 st	2 nd	1 st	2 nd	1 st	2 nd
8 (1 st 12:12)	11 (2 nd 13:35)	8	15	VT	38	37	75
8 (1 st 15:55)	10 (1 st 7:59)	Paint	34	WAKE	38	37	75
10	10	Second Chance	15	VT	38	37	75
6	6	Fast Breaks	4	WAKE	38	37	75
12:22	23:11	Bench	18	14			

GAME 15: CLEMSON

Official Basketball Box Score - Final													Game Time: 9:10 PM			
Clemson at Virginia Tech													Game Duration: 2:06			
01/04/23 Cassell Coliseum, Blacksburg, Va.													Attendance: 7,539			
@2022-23 Men's Basketball													Officials: Brian O'Connell, Tony Henderson, Tim Clougherty			
Clemson - 68													Record: 12-3 (4-0)			
NO. Name	Min	FG	3P	FT	Rebounds	Fouls	TP	AS	TO	ST	Blocks	+/-	Shooting By Period			
4 Ian Schieffelin	16	1-4	0-1	0-1	1 3 4	2 3	2	0	1	0	0	0	2	1 st FG%	10-25	40.0%
5 Hunter Tyson	40	4-12	3-10	2-2	0 14 14	2 3	13	2	0	0	0	0	3	3 rd FT%	4-11	36.4%
24 PJ Hall	24	4-8	2-3	3-4	0 3 3	4 4	13	0	2	1	1	0	1	FT%	5-6	83.3%
1 Chase Hunter	23	3-8	0-2	6-6	0 2 2	2 4	12	4	2	0	0	0	10	2 nd FG%	12-28	42.9%
11 Brevin Galloway	35	2-4	1-1	0 2 2	2 2 4	1 1	3	2	0	1	1	2	2	FT%	5-12	41.7%
2 Dillon Hunter	05	1-2	0-0	0-0	1 1 1	0 0	0	0	1	0	0	0	-3	GM FG%	22-53	41.5%
10 Ben Middlebrooks	16	2-5	1-3	0-0	2 2 2	2 1	4	0	0	0	2	0	1	3 rd FT%	9-23	39.1%
0 Josh Beadle	20	1-1	0-0	1-2	2 2 2	2 1	3	1	2	0	0	0	-2	FT%	15-18	83.3%
22 RJ Godfrey	16	2-3	0-0	1 5 6	5 0	10	1	4	0	2	0	7	2	Dead Ball Rebounds: 2		
21 Chauncey Wiggins	02	0-1	0-0	0-0	0 0 0	0 0	0	0	0	0	0	0	-5			
Team		0	0	0	0	0	0	0	0	0	0	0	0			
Totals	22:53	9-23	15-18	2	34	36	21	17	68	11	14	5	4	3	0	41.5%
Technical Fouls: NONE													Dead Ball Rebounds: 2			

Official Basketball Box Score - Final													Game Time: 9:10 PM		
Virginia Tech at Clemson													Game Duration: 2:06		
01/04/23 Cassell Coliseum, Blacksburg, Va.													Attendance: 7,539		
@2022-23 Men's Basketball													Officials: Bert Smith, Tommy Morrissey, Jemel Spearman		
Virginia Tech - 65													Record: 11-4 (1-3)		
NO. Name	Min	FG	3P	FT	Rebounds	Fouls	TP	AS	TO	ST	Blocks	+/-	Shooting By Period		
21 Grant Basile	30	3-4	1-5												

VIRGINIA TECH MEN'S BASKETBALL

BOX SCORES

GAME 17: SYRACUSE

		Official Basketball Box Score - Final Virginia Tech at Syracuse 01/11/23 JMA Wireless Dome, Syracuse 2022-23 Men's Basketball										Game Time: 7:00 PM Game Duration: 1:49 Attendance: 16,158		
		Officials: Ted Valentine, Lee Cassel, AJ Deai												
Virginia Tech - 72												Record: 11-6 (1-5)		
NO. Name	Min	FG	3P	FT	Rebounds	Fouls	TP	AS	TO	ST	Blocks	+/-	Shooting By Period	
21 Grant Basile	F 27:07	12-17	1-1	1-1	5 5 10	4 4	26	0	1	0	0	2 5	1 st FG% 15-29	22.2%
25 Justyn Mutts	F 37:44	9-15	0-0	3-3	1 3 4	4 2	21	9	4	2	0	1 -8	3 rd FT% 5-8	62.5%
2 MJ Collins	G 20:21	0-3	0-1	0-0	1 1 2	1 0	0	0	0	0	0	1 0	2 nd FG% 14-38	36.8%
3 Sean Pedulla	G 40:00	3-15	2-11	2-2	0 6 6	3 5	10	7	2	2	0	0 -10	3 rd FT% 1-10	10.0%
13 Darius Maddox	G 29:56	0-3	0-1	3-4	1 0 1	1 2	3	2	0	1	2	2 -14	FT% 6-6	100%
11 Rodney Rice	29:43	1-8	0-5	0-0	1 3 4	3 1	2	1	2	3	0	0 -6	GM FG% 29-67	43.3%
15 Lynn Kidd	12:54	4-5	0-0	2-4	0 6 6	1 2	10	0	1	0	1	0 -11	3 rd FT% 3-19	15.8%
34 Mylajael Poteat	02:15	0-0	0-0	0-0	0 0 0	3 0	0	0	1	0	0	0 -6	FT% 11-14	78.6%
Team					3 0 3		0						Dead Ball Rebounds: 1 0	
Totals	29:67	3-19	11-14	12-24	36	20	16	72	19	11	8	3	6	-10
Technical Fouls: NONE														

		Official Basketball Box Score - Final Virginia Tech at Virginia 01/18/23 John Paul Jones Arena, Charlottesville No. 10 Virginia vs Virginia Tech Men's Basketball										Game Time: 7:00 PM Game Duration: 1:46 Attendance: 14,629		
		Officials: Bert Smith, Brian O'Connell, John Gaffney												
Virginia Tech - 68												Record: 11-7 (1-6)		
NO. Name	Min	FG	3P	FT	Rebounds	Fouls	TP	AS	TO	ST	Blocks	+/-	Shooting By Period	
21 Grant Basile	F 24:44	4-11	2-6	2-2	1 1 2	3 2	12	2	2	1	1	1 2	1 st FG% 4-11	26.2%
25 Justyn Mutts	F 39:05	5-11	0-2	0-0	2 4 6	1 3	10	7	1	0	0	1 -12	3 rd FT% 2-9	22.2%
0 Hunter Cattoor	G 34:04	4-8	3-6	0-0	1 5 6	2 1	11	5	1	0	0	2 -7	FT% 5-8	62.5%
3 Sean Pedulla	G 40:00	4-9	2-6	0-0	0 1 1	4 3	10	3	2	2	1	0 -10	2 nd FG% 14-38	36.8%
13 Darius Maddox	G 25:30	5-9	3-4	0-0	0 4 4	3 0	13	1	0	0	1	0 -9	3 rd FT% 1-10	10.0%
2 MJ Collins	19:05	3-5	2-3	0-0	1 3 4	0 0	8	0	0	0	0	1 -6	FT% 6-6	100%
15 Lynn Kidd	14:17	2-2	0-0	0-0	0 4 4	0 0	4	0	1	0	0	0 -9	GM FG% 29-67	43.3%
34 Mylajael Poteat	01:54	0-0	0-0	0-0	0 0 0	0 0	0	0	0	0	0	0 -1	3 rd FT% 3-19	15.8%
11 John Camden	01:21	0-0	0-0	0-0	0 0 0	0 0	0	0	0	0	0	0 2	FT% 11-14	78.6%
Team					0 0 0		0						Dead Ball Rebounds: 0 0	
Totals	27:55	12-27	2-2	5	22	27	13	9	68	19	8	3	4	5 -10
Technical Fouls: NONE														

		Official Basketball Box Score - Final Virginia Tech at Virginia 01/23/23 Cassell Coliseum, Blacksburg, Va. 2022-23 Men's Basketball										Game Time: 7:00 PM Game Duration: 2:08 Attendance: 8,925		
		Officials: Kip Kissinger, Keith Kimble, Terry Ogleby												
Virginia Tech - 78												Record: 14-3 (6-2)		
NO. Name	Min	FG	3P	FT	Rebounds	Fouls	TP	AS	TO	ST	Blocks	+/-	Shooting By Period	
1 Jayden Gardner	F 21:43	5-6	0-0	2-3	1 3 4	3 2	12	1	2	1	0	0 5	1 st FG% 5-10	50.0%
5 Ben Vander Plas	F 29:33	4-11	2-7	0-0	1 6 7	1 2	10	3	1	1	0	0 5	3 rd FT% 4-5	80%
0 Kihel Clark	G 35:48	7-14	2-5	4-4	0 2 2	0 4	20	5	1	1	1	2 12	2 nd FG% 13-28	46.4%
2 Reece Beekman	G 34:41	4-10	1-3	2-2	1 2 3	1 2	11	7	0	0	1	1 16	3 rd FT% 10-17	58.8%
4 Armaan Franklin	G 32:44	6-9	2-3	1-1	0 5 5	1 1	15	1	0	0	1	1 8	FT% 10-17	58.8%
13 Ryan Dunn	24:24	1-4	0-3	1-1	1 2 3	1 1	3	1	1	2	3	0 15	GM FG% 29-67	43.3%
11 Isaac McNeely	16:47	2-3	1-2	2-2	0 1 1	2 1	7	1	0	0	0	0 -6	3 rd FT% 3-19	15.8%
21 Kadin Shedrick	04:20	0-0	0-0	0-0	0 1 1	0 0	0	0	0	0	1	0 -1	FT% 12-13	92.3%
Team					3 1 4		0						Dead Ball Rebounds: 0 0	
Totals	29:57	8-23	12-13	7	23	30	9	13	78	19	5	7	5	4 10
Technical Fouls: NONE														

		Official Basketball Box Score - Final Virginia Tech at Syracuse 01/11/23 JMA Wireless Dome, Syracuse 2022-23 Men's Basketball										Game Time: 7:00 PM Game Duration: 2:10 Attendance: 9,000		
		Officials: Roger Ayers, Doug Simons, Jeff Pon												
Virginia Tech - 50												Record: 11-8 (1-7)		
NO. Name	Min	FG	3P	FT	Rebounds	Fouls	TP	AS	TO	ST	Blocks	+/-	Shooting By Period	
21 Grant Basile	F 26:42	5-10	1-3	2-3	0 8 8	2 3	13	1	1	1	1	3	1 st FG% 12-28	42.9%
25 Justyn Mutts	F 33:14	3-6	0-1	2-2	1 4 5	3 4	8	7	4	2	0	1 0	3 rd FT% 4-11	36.4%
0 Hunter Cattoor	G 36:43	2-8	2-7	0-0	0 4 4	0 1	6	3	2	1	0	0 -2	FT% 3-3	100%
3 Sean Pedulla	G 35:40	2-14	1-7	2-2	1 6 7	2 2	7	2	3	4	0	1 0	2 nd FG% 6-25	24.0%
13 Darius Maddox	G 19:52	0-6	0-2	0-0	2 1 3	2 0	0	1	0	0	0	0 -4	FT% 5-9	55.6%
2 MJ Collins	27:45	2-3	2-2	0-0	1 1 1	1 6	10	0	1	0	0	0 3	GM FG% 18-53	34.0%
15 Lynn Kidd	15:11	4-6	0-0	2-5	0 3 3	4 3	10	0	1	0	1	0 0	3 rd FT% 6-22	27.3%
34 Mylajael Poteat	04:53	0-0	0-0	0-0	0 0 0	1 0	0	0	1	0	0	0 -5	FT% 8-12	66.7%
Team					3 0 3		0						Dead Ball Rebounds: 1 0	
Totals	18:53	6-22	8-12	7	27	34	15	14	50	13	14	9	2	-1
Technical Fouls: Mutts 1 st 17:09Collins 1 st 10:13														

		Official Basketball Box Score - Final Virginia Tech at Clemson 01/21/23 Littlejohn Coliseum, Clemson 2022-23 Men's Basketball										Game Time: 6:00 PM Game Duration: 2:10 Attendance: 9,000		
		Officials: Roger Ayers, Doug Simons, Jeff Pon												
Virginia Tech - 50												Record: 11-8 (1-7)		
NO. Name	Min	FG	3P	FT	Rebounds	Fouls	TP	AS	TO	ST	Blocks	+/-	Shooting By Period	
4 Ian Schieffelin	F 29:46	1-6	0-2	4-4	1 3 4	3 4	6	1	2	1	1	1 7	1 st FG% 9-27	33.3%
5 Hunter Tyson	F 37:28	4-10	2-7	2-2	0 10 10	1 1	12	1	3	1	0	0 -2	3 rd FT% 2-9	22.2%
24 PJ Hall	F 31:02	7-15	1-3	5-6	0 8 8	2 6	20	0	3	3	1	1 12	2 nd FG% 9-20	45.0%
0 Josh Beadle	G 15:21	0-1	0-1	0-0	0 2 2	3 0	1	2	0	1	0	0 -9	3 rd FT% 1-9	11.1%
11 Brevin Galloway	G 28:41	1-4	0-3	1-2	0 0 0	1 3	3	3	3	2	0	0 -1	FT% 6-7	85.7%
22 RJ Godfrey	10:14	2-3	0-0	0-0	1 1 2	0 0	4	0	1	0	1	0 -6	GM FG% 18-47	38.3%
10 Ben Middlebrooks	08:58	0-2	0-0	0-0	1 3 4	2 0	0	0	0	0	0	0 -11	FT% 3-18	16.7%
21 Chauncey Wiggins	15:26	0-1	0-0	0-0	0 0 0	0 0	0	1	0	2	0	0 8	FT% 12-15	80.0%
2 Dillon Hunter	23:04	3-5	0-2	0-1	0 3 3	2 1	6	1	1	0	0	0 7	Dead Ball Rebounds: 1 0	
Team					1 1 2		0						Dead Ball Rebounds: 2 1	
Totals	18:47	3-18	12-15	4	31	35	14	15	51	8	17	10	4	2 1
Technical Fouls: NONE														

		Official Basketball Box Score - Final Duke at Virginia Tech 01/23/23 Cassell Coliseum, Blacksburg, Va. 2022-23 Men's Basketball										Game Time: 7:00 PM Game Duration: 2:08 Attendance: 8,925		
		Officials: Kip Kissinger, Keith Kimble, Terry Ogleby												
Duke - 75												Record: 14-6 (5-4)		
NO. Name	Min	FG	3P	FT	Rebounds	Fouls	TP	AS	TO	ST	Blocks	+/-	Shooting By Period	
0 Dariq Whitehead	F 17:24	4-6	2-2	0-0	0 0 0	1 0	10	1	2	0	0	0 0	1 st FG% 16-32	50.0%
25 Mark Mitchell	F 31:59	3-6	1-2	1-2	0 1 1	3 2	8	2	2	0	1	0 2	3 rd FT% 3-10	30.0%
15 Ryan Young	C 26:30	4-6	0-0	0-0	2 6 8	3 1	8	1	1	1	0	0 1	FT% 3-3	100%
30 Kyle Filipowski	C 33:53	9-17	4-8	7-9	3 7 10	3 7	28	2	1	2	1	2 5	2 nd FG% 13-28	46.4%
5 Tyrese Proctor	G 31:27	4-12	2-6	0-0	2 2 4	1 1	10	7	1	1	1	0 8	3 rd FT% 6-13	46.2%
1 Dereck Lively II	13:30	2-3	0-0	0-0	1 1 2	2 4	4	0	0	0	0	0 -4	GM FG% 29-60	48.3%
3 Jeremy Roach	31:18	3-9	0-4	0-1	0 2 2	2 3	6	3	0	0	0	0 -7	3 rd FT% 9-23	39.1%
13 Jacob Grandison	09:07	0-1	0-1	0-0	0 1 1	0 0	0	0	0	0	0	0 -17	FT% 8-12	66.7%
2 Jaylen Blakes	04:52	0-0	0-0	0-0	0 0 0	1 1	0	0	0	0	0	0 -3	Dead Ball Rebounds: 3 0	
Team					1 1 2		0						Dead Ball Rebounds: 3 0	
Totals	29:60	9-23	8-12	9	21	30	17	16	75	17	7	4	3	2 -3
Technical Fouls: Roach 2 nd 16:24														

		Official Basketball Box Score - Final Duke at Virginia Tech 01/23/23 Cassell Coliseum, Blacksburg, Va. 2022-23 Men's Basketball										Game Time: 7:00 PM Game Duration: 2:08 Attendance: 8,925		
		Officials: Kip Kissinger, Keith Kimble, Terry Ogleby												
Duke - 75												Record: 14-6 (5-4)		
NO. Name	Min	FG	3P	FT	Rebounds	Fouls	TP	AS	TO	ST	Blocks	+/-	Shooting By Period	
21 Grant Basile	F 37:29	10-15	1-2	3-4	1 7 8	3 4	24	2						

BOX SCORES

GAME 21: SYRACUSE



Official Basketball Box Score - Final
Syracuse at Virginia Tech
01/29/23 Cassell Coliseum, Blacksburg, Va.
2022-23 Men's Basketball

Game Time: 7:00 PM
Game Duration: 1:59
Attendance: 8,925

Officials: Jamie Luckie, Clarence Armstrong, Jeffrey Clark

Syracuse - 70													Record: 13-9 (6-5)							
NO.	Name	Min	FG	3P	FT	Rebounds	Fouls	TP	AS	TO	ST	Blocks	+	-						
			M-A	M-A	M-A	OR DR TOT	PF FD					BS BA								
0	Chris Bell	F 10:04	0-2	0-2	0-0	0 0 0	0 0 0	0	0	1	0	0	0	-6						
1	Maliq Brown	F 32:23	5-6	0-0	1-2	2 4 6	2 1 11	1	1	1	2	0	-9							
14	Jesse Edwards	C 24:10	4-6	0-0	1-2	1 4 5	4 2 9	0	3	3	1	1	-7							
3	Judah Mintz	G 35:14	5-12	2-4	9-13	0 3 3	3 11 21	8	5	1	0	0	-19							
11	Joseph Girard III	G 26:37	2-8	1-4	2-3	0 0 0	0 1 7	3	2	0	0	1	-18							
5	Justin Taylor	25:45	4-9	4-7	0-0	0 2 2	1 0 12	0	0	0	0	0	-16							
10	Symir Torrance	14:57	3-3	0-0	2-2	2 3 5	1 1 8	1	1	2	0	0	9							
13	Benny Williams	07:37	0-1	0-1	0-0	0 1 1	0 0 0	0	2	0	0	0	-10							
55	Mounir Hima	15:50	0-1	0-0	0-0	1 2 3	3 0 0	0	0	1	0	0	-8							
24	Quadir Copeland	05:10	0-1	0-0	2-2	0 0 0	1 1 2	0	0	0	0	0	6							
2	John Bol Ajak	02:13	0-0	0-0	0-0	0 1 1	1 0 0	0	0	0	0	0	3							
Team						0 0 0														
Totals			23-49			7-18			17-24			6 20 26			16 17 70			15 8 3 2 -15		

Shooting By Period
1st FG% 11-23 47.8%
3PT% 4-9 44.4%
FT% 7-10 70%
2nd FG% 12-26 46.2%
3PT% 3-9 33.3%
FT% 10-14 71.4%
GM FG% 23-49 46.9%
3PT% 7-18 38.9%
FT% 17-24 70.8%
Dead Ball Rebounds: 2, 0

Virginia Tech - 85													Record: 13-8 (3-7)							
NO.	Name	Min	FG	3P	FT	Rebounds	Fouls	TP	AS	TO	ST	Blocks	+	-						
			M-A	M-A	M-A	OR DR TOT	PF FD					BS BA								
21	Grant Basile	F 34:06	11-23	2-9	1-3	4 4 8	2 3 25	5	3	1	1	3	18							
25	Justyn Mutts	F 36:22	5-7	0-0	1-2	2 10 12	2 5 11	8	4	1	0	0	11							
0	Hunter Cattoor	G 35:54	6-10	6-10	2-2	0 3 3	2 4 20	8	2	1	0	0	23							
2	MJ Collins	G 34:09	4-6	3-5	0-0	1 0 1	4 0 11	0	2	2	0	0	8							
3	Sean Pedulla	G 17:29	1-4	1-3	3-4	0 3 3	4 2 6	2	2	2	0	0	8							
15	Lynn Kidd	10:17	1-1	0-0	0-0	0 2 2	1 0 2	0	0	0	1	0	4							
11	John Camden	27:28	3-8	1-5	1-2	3 3 6	1 1 8	3	0	0	0	0	2							
34	Myllyjael Poteat	04:15	1-1	0-0	0-2	0 0 0	1 1 2	0	0	0	0	0	1							
Team						2 0 2														
Totals			32-60			13-32			8-15			12 25 37			17 16 85			26 15 7 2 3 15		

Shooting By Period
1st FG% 20-32 62.5%
3PT% 11-20 55.0%
FT% 1-3 33.3%
2nd FG% 12-28 42.9%
3PT% 2-12 16.7%
FT% 7-12 58.3%
GM FG% 32-60 53.3%
3PT% 13-32 40.6%
FT% 8-15 53.3%
Dead Ball Rebounds: 3, 0

Syracuse													Record: 13-9 (6-5)		
		Cuse	Hokies	Points from		Turnovers		Period by Period Scoring							
		1 (1 st 15:42)	2 (2 nd 16:16)	14	24	1st	2nd	TOT							
Biggest lead		1 (1 st 15:42)	22 (2 nd 16:16)	14	24	33	37	70							
Best Scoring Run		5 (2 nd 11:01)	9 (1 st 13:00)	26	34										
Lead Changes		4		3	9										
Times Tied		2		4	6										
Time with Lead		00:40	37:47	22	12	52	33	85							

GAME 22: MIAMI



Official Basketball Box Score - Final
Virginia Tech at Miami (FL)
01/31/23 Walco Center, Coral Gables
2022-23 Men's Basketball

Game Time: 7:00 PM
Game Duration: 2:00
Attendance: 5,834

Officials: Roger Ayers, Mike Roberts, A.J. Desai

Virginia Tech - 83													Record: 13-9 (3-6)							
NO.	Name	Min	FG	3P	FT	Rebounds	Fouls	TP	AS	TO	ST	Blocks	+	-						
			M-A	M-A	M-A	OR DR TOT	PF FD					BS BA								
21	Grant Basile	F 29:43	7-15	2-5	1-2	1 6 7	4 3 17	3	0	0	1	1	-8							
25	Justyn Mutts	F 27:08	4-7	0-0	2-2	0 3 3	3 2 10	2	2	3	2	2	-12							
0	Hunter Cattoor	G 39:03	6-10	3-6	5-5	1 3 4	0 5 20	4	2	1	0	0	-13							
2	MJ Collins	G 30:30	1-4	0-1	0-0	0 2 2	1 0 2	1	2	0	0	0	-3							
3	Sean Pedulla	G 40:00	6-10	2-5	6-6	0 1 1	3 3 20	3	6	2	0	0	-9							
15	Lynn Kidd	13:29	3-3	0-0	0-0	0 2 2	3 0 6	1	2	1	0	0	-1							
11	John Camden	12:36	0-0	0-0	0-0	0 2 2	1 0 0	0	0	0	0	0	0							
34	Myllyjael Poteat	07:31	2-2	0-0	4-5	0 0 0	0 3 8	0	0	0	0	0	1							
Team						0 0 0														
Totals			29-51			7-17			18-20			2 19 21			15 16 83			14 14 7 3 3 -9		

Shooting By Period
1st FG% 17-27 63.0%
3PT% 4-7 57.1%
FT% 6-6 100%
2nd FG% 12-24 50.0%
3PT% 3-10 30.0%
FT% 12-14 85.7%
GM FG% 29-51 56.9%
3PT% 7-17 41.2%
FT% 18-20 90.0%
Dead Ball Rebounds: 1, 0

Miami (FL) - 92													Record: 17-5 (8-4)							
NO.	Name	Min	FG	3P	FT	Rebounds	Fouls	TP	AS	TO	ST	Blocks	+	-						
			M-A	M-A	M-A	OR DR TOT	PF FD					BS BA								
15	Norhad Omier	F 29:20	9-12	0-1	3-6	3 5 8	3 6 21	2	0	0	1	0	-2							
2	Isaiah Wong	G 36:11	5-13	2-6	6-6	0 2 2	2 3 18	2	4	5	0	1	11							
11	Jordan Miller	G 35:21	7-12	0-1	0-0	0 6 6	1 1 14	5	2	1	0	2	-7							
24	Nijel Pack	G 22:50	6-8	5-7	0-0	1 0 1	2 0 17	2	2	0	0	0	-7							
55	Wooga Poptar	G 33:09	2-6	0-1	0-0	0 4 4	3 1 4	2	1	0	0	0	8							
4	Bensley Joseph	18:24	3-5	1-3	2-2	0 1 1	3 1 9	3	1	2	1	0	12							
1	Anthony Walker	09:28	1-1	0-0	3-3	1 1 2	1 3 5	0	0	1	0	0	6							
5	Harlond Beverly	09:32	2-2	0-0	0-0	1 1 1	1 0 4	1	1	1	0	0	4							
0	AJ Casey	05:45	0-1	0-0	0-0	1 0 1	0 0 0	1	0	0	1	0	1							
Team						1 0 1														
Totals			35-60			8-19			14-17			7 20 27			16 15 92			18 11 10 3 3 9		

Shooting By Period
1st FG% 18-30 60.0%
3PT% 3-9 33.3%
FT% 6-6 100%
2nd FG% 17-30 56.7%
3PT% 5-10 50.0%
FT% 8-11 72.7%
GM FG% 35-60 58.3%
3PT% 8-19 42.1%
FT% 14-17 82.4%
Dead Ball Rebounds: 2, 1

Virginia Tech													Record: 13-9 (3-6)		
		VaT	MIA	Points from		Turnovers		Period by Period Scoring							
		8 (1 st 15:15)	9 (2 nd 0:02)	17	24	1st	2nd	TOT							
Biggest lead		8 (1 st 15:15)	9 (2 nd 0:02)	17	24	44	39	83							
Best Scoring Run		8 (1 st 15:56)	8 (1 st 13:12)	38	46										
Lead Changes		17		2	11										
Times Tied		9		4	22										
Time with Lead		13:26	22:41	14	18										

GAME 23: VIRGINIA

GAME 24: BOSTON COLLEGE



0
HUNTER CATTOOR
 SR. • G • 6-3 • 200
 ORLANDO, FLA.
 BISHOP MOORE



1
RODNEY RICE
 FR. • G • 6-4 • 195
 CLINTON, MD.
 DEMATHA CATHOLIC



2
MJ COLLINS
 FR. • G • 6-4 • 190
 CLOVER, S.C.
 COMBINE ACADEMY



3
SEAN PEDULLA
 SO. • G • 6-1 • 195
 EDMOND, OKLA.
 EDMOND MEMORIAL



4
DARREN BUCHANAN JR.
 FR. • F • 6-7 • 235
 WASHINGTON, D.C.
 WOODROW WILSON



5
PATRICK WESSLER
 FR. • C • 7-0 • 245
 MATTHEWS, N.C.
 COMBINE ACADEMY



10
CAMDEN JOHNSON
 SO. • G • 6-1 • 185
 WAXHAW, N.C.
 METROLINA CHRISTIAN ACADEMY



11
JOHN CAMDEN
 R-FR. • F • 6-8 • 215
 DOWNINGTOWN, PA.
 BREWSTER ACADEMY



13
DARIUS MADDOX
 JR. • G • 6-5 • 180
 BOWIE, MD.
 OAK HILL ACADEMY



14
OWYN DAWYOT
 FR. • G • 6-2 • 190
 ROANOKE, VA.
 CAVE SPRING



15
LYNN KIDD
 JR. • C • 6-10 • 235
 GAINESVILLE, FLA.
 CLEMSON



21
GRANT BASILE
 GR. • F • 6-9 • 235
 PEWAUKEE, WIS.
 WRIGHT STATE



25
JUSTYN MUTTS
 SR. • F • 6-7 • 220
 MILLVILLE, N.J.
 DELAWARE



33
MICHAEL WARD
 FR. • G • 6-2 • 175
 BETHESDA, MD.
 WALT WHITMAN



34
MYLYJAEEL POTEAT
 JR. • F • 6-9 • 265
 REIDSVILLE, N.C.
 RICE



MIKE YOUNG
 HEAD COACH
 4TH SEASON



MIKE JONES
 ASSOCIATE HEAD COACH
 2ND SEASON



CHRISTIAN WEBSTER
 ASSISTANT COACH
 7TH SEASON



KEVIN GILTNER
 ASSISTANT COACH
 4TH SEASON