



# VIRGINIA TECH

## 2021 FOOTBALL



GAME 2

HARD, SMART, TOUGH • 11 CONFERENCE TITLES • 4 ACC TITLES • 935.0 SACKS, 409 INTS LEAD FBS SINCE 1996 • 15 NFL DRAFT PICKS UNDER JUSTIN FUENTE

GAME 2 | VIRGINIA TECH vs. MIDDLE TENNESSEE ST. - SEPT. 11, 2021 | 2:00 PM | ACCNX | BLACKSBURG, VA. | LANE STADIUM

### MIDDLE TENNESSEE STATE

1-0, 0-0 C-USA

**Head Coach:** Rick Stockstill (Florida State, 1982)  
**Record at MTSU:** 95-92 (16th season)  
**Career Record:** 95-92 (16th season)  
**Record vs. Virginia Tech:** 0-0

#### HOKIES HOST MTSU BLUE RAIDERS

- Virginia Tech squares off with Middle Tennessee State for the first time on Saturday (9/11).
- The Hokies are coming off a 17-10 win vs. No. 10 North Carolina (9/3). Those 10 points were the fewest scored by UNC during Mack Brown's second stint as Tar Heels head coach, breaking the previous low mark set in a 31-17 UNC loss vs. Notre Dame (11/27/20).
- The win marked Tech's first home victory over an AP Top 10 foe since posting a 31-7 win vs. No. 9 Miami (9/26/09).
- VT is seeking to extend its winning streak to three games dating back to a 33-15 win vs. UVA (12/12/20). Tech has allowed 12.5 ppg in its last two wins, outscoring UVA & UNC by a combined 50-25 margin.
- Tech last posted a three-game victory string in 2019, doing it twice that season.
- Should VT crack Tuesday's AP Top 25 poll, it would mean that Tech has been ranking during each of head coach Justin Fuente's six seasons in Blacksburg.
- MTSU has never defeated a team ranked in the AP Top 25 under head coach Rick Stockstill, going 0-11.
- The Blue Raiders opened the season with a 50-15 win vs. Monmouth (9/4).
- The Hokies are 9-0 against unranked non-conference foes at Lane Stadium under head coach Justin Fuente.
- The Blue Raiders snapped a nine-game road losing streak in 2020 that dated back to 2018 and won three of their final four road contests last season.
- Saturday's contest will mark the 10th game for MTSU against an ACC foe dating back to 2008. The Blue Raiders are 4-5 in those previous nine games, getting its most recent win by a 30-23 at Syracuse (9/9/17).
- Fuente faced MTSU three times during his tenure at Memphis (2012-15), with the Tigers posting a 36-17 win (9/20/14) in Fuente's most recent meeting with MTSU.
- Next week Tech makes its first trek to Morgantown, WV since 2005 as the Hokies play at West Virginia (9/18).

#### KEY SCORING STATS ON TECH, MTSU

- In 11 home non-con games under Fuente, Tech has outscored those foes by an average of 36.8 to 18.3 ppg.
- VT is 28-7 when scoring 30+ points under Fuente and 13-1 when scoring 40+ points.
- MTSU is 1-13 in its last 14 games when permitting 30+ points with that lone win coming by a 40-34 margin at Rice (10/24/20).
- Tech owns a 34-4 record under Fuente when leading at the half, including a streak of SIX straight wins.
- VT is 33-2 under Fuente when holding foes to 21 points or fewer and has won 27 straight games when holding foes to 17 points or fewer.
- Tech is 13-0 when holding foes to 10 points or fewer under Fuente.

VS.

### VIRGINIA TECH HOKIES

1-0, 1-0 ACC

**Head Coach:** Justin Fuente (Murray State, 1999)  
**Record at Virginia Tech:** 39-26 (6th season)  
**Career Record:** 65-49 (9th season)  
**Record vs. MTSU:** 1-2

• MTSU has lost 22 straight contests when being held to 17 points or fewer and is 3-48 in such games under Stockstill.

#### WELCOME TO #SACKSBURG

- Virginia Tech is 11-1 under Fuente when registering 5.0 or more sacks. VT posted 6.0 sacks vs. UNC (9/3). Tech had 9.0 TFL against the Tar Heels.
- Tech is 15-2 under Fuente when forcing two or more INTs, including a 9-0 mark at Lane Stadium. The Hokies registered three INTs vs. UNC (9/3).
- MTSU is 1-6 dating back to 2018 when throwing two or more INTs.
- Tech's defense has permitted ZERO rushing TDs in its last two games, allowing only 100.5 rushing ypg.
- Over that two-game span, Tech has 10.0 sacks and has forced five INTs.
- Last week, UNC QB Sam Howell suffered the only three-INT game of his career and completed only 53.1% of his passes. Howell's 208 passing yards were the third-lowest total of his career against a Power Five foe: 144 vs. Clemson (9/28/19) and 182 at Wake Forest (9/13/19).

#### OLD-SCHOOL SCORING DEFENSE

• Virginia Tech is one of four Power Five programs that allowed 10 points or fewer in a 2021 season opener against another Power Five foe.

#### 2021 P5 vs. P5, 10 POINTS OR LESS

TEAM	OPPONENT	SCORE	DATE
Georgia	vs. Clemson	10-3	9/4
<b>VIRGINIA TECH</b>	vs. UNC	17-10	9/3
Penn State	at Wisconsin	16-10	9/4

#### BURMEISTER 4-1 AS TECH'S STARTER

- QB Braxton Burmeister boasts a 4-1 record as Virginia Tech's starting QB..
- Dubbed an "elite athlete" by Fuente, Burmeister recorded Tech's fastest time of any player during summer workouts, posting a speed of 22.53 mph via GPS tracking technology.
- In his last two starts, Burmeister has completed 65.9 pct. of his passes (27 of 41), throwing for 381 yards with two TDs and one INT. He's also posted 78 rushing yards and one TD.

#### THE VICE SQUAD - VT'S VAUNTED O-LINE

- Tech's starting O-line from the UNC game owns a combined 97 collegiate starts - Brock Hoffman (36), Licitus Smith (28), Silas Dzansi (17), Luke Tenuta (15) and Kaden Moore (1).
- Tenuta (6-9, 322) moved to left tackle in the spring and fills the shoes of T Christian Darrisaw, who was a first-round pick of Minnesota.
- Tech's starting five on the O-line comes in at an average size of 6-4 1/2, 316.6 pounds.
- VT had ZERO games with 300+ net rushing yards from 2011-19. Tech had THREE such games in 2020 with 314 vs. NC State (9/26/20), 324 at Duke (10/3/20) and 350 vs. BC (10/17/20).
- MTSU is 3-12 under head coach Rick Stockstill when allowing 300+ net rushing yards.

#### BIG PLAY BARNO IS BACK FOR MORE

- DE Amare' Barno made the switch from linebacker to defensive end in 2020. He led all P5 players and ranked third in the FBS with an ACC-high 16.0 TFL. He also tied for the team lead with 6.5 sacks.
- Barno posted a team-high 3.5 TFL, 1.5 sacks, six tackles and a FF vs. UNC (9/3).
- Fellow DE TyJuan Garbutt also enjoyed a big game, registering a career-high 2.0 sacks vs. UNC (9/3).

#### MORE ON TECH'S DEFENSE

- Second-year defensive coordinator Justin Hamilton boasts a wealth of experienced performers.
- LB Dax Hollfield anchors the D from the MIKE position in 2021. He posted his fourth career INT vs. UNC (9/3).
- DB Chamarri Conner led Tech with 81 tackles (60 solo) in 2020 and had a team-high eight tackles, plus the game-sealing INT vs. UNC (9/3).
- CB Jermaine Waller could be the latest in a long line of NFL-caliber Tech corners. He tied for second on the team with seven tackles vs. UNC (9/3) and registered his first INT of the season.
- LB Alan Tisdale also had seven tackles vs. UNC (9/3), adding a sack and a QB hurry.

#### TALENTED TRIO LEADS GROUND GAME

- RBs Jalen Holston (40-189, 2 TDs in 2020) and Raheem Blackshear (68-225, 2 TDs) combined for 414 rushing yards and four TDs last season. RB Keshawn King had 340 yards for Tech as a freshman in 2019.
- Holston led Tech with 49 rushing yards vs. UNC (9/3), while Blackshear led the team with 66 receiving yards (48 YAC) on three receptions.

#### THE GOVERNOR - TE JAMES MITCHELL

- TE James Mitchell is affectionately known as "The Governor" by his teammates & may be one of the most dynamic TEs in the nation.
- A 2021 Preseason All-ACC selection and Mackey Award Watch List honoree, Mitchell led Tech with four TD catches in 2020 and ran for another score.
- The Big Stone Gap, Va. native had three catches for 36 yards with one TD vs. UNC (9/3).

#### TRE' & TAY LEAD VT RECEIVING CORPS

- WR Tre' Turner owns 98 career catches and needs two more to become the 15th player in Tech history with 100 or more. He led Tech with four catches for 64 yards vs. UNC (9/3).
- WR Tayvion Robinson owns 69 career catches for 996 yards and needs four more yards to hit the 1,000-yard mark.

#### A TALE OF TWO SEASONS FOR TECH

- Virginia Tech opens the season with six of its first seven games at home. VT will become the third ACC team to end the season with four of its last five games on the road over the past 30 years.

#### MILITARY APPRECIATION DAY

- Tech will conduct a moment of silence in respect for the lives lost on as we remember the 20th anniversary of the terrorist attacks of Sept. 11, 2001.
- Virginia Tech will honor veterans and current members of the Armed Forces throughout the day on Saturday, including a pregame flyover.

#### CELEBRATING BRUCE ARIANS

- Bruce Arians and his wife, Chris, are both proud Tech alumni and will attend Saturday's game. Arians played QB at Tech (1971-74). A two-time NFL Coach of the Year and three-time Super Bowl champion, Arians led Tampa Bay to a 31-9 win vs. Kansas City in Super Bowl LV.

## TECH'S RETURNING LETTERWINNERS (43)

### OFFENSE (18) DEFENSE (23) SPECIALISTS (2) RETURNING STARTERS (21)

**OFFENSE (11)** - G Lecitus Smith (11), WR Tayvion Robinson (11), C Brock Hoffman (11), WR Tre' Turner (10), TE James Mitchell (9), T Luke Tenuta (9), RB Raheem Blackshear (5), WR Braxton Burmeister (4), WR Kaleb Smith (4), OL Silas Dzansi (4), TE Nick Gallo (4).

**DEFENSE (8)** - CB Chamarri Conner (11), DT Norell Pollard (11), CB Brion Murray (8), LB Dax Hollifield (6), DB Armani Chatman (6), DE Amare' Barno (6), CB Dorian Strong (5) and LB Alan Tisdale (5).

• 2020 starts in parentheses - min. four starts

**RETURNING SPECIALISTS (2)** - LS Oscar Shadley, KO John Parker Romo.

## SIX SUPER SENIORS RETURN FOR 2021

• Six "Super Seniors" are taking advantage of an extra year of eligibility.

### WR Changa Hodge

OL Johnny Jordan

DB Keondre Ko

K John Parker Romo

LB Austin Rosa

OL Tyrell Smith

## TECH ADDS FOUR VETERAN TRANSFERS

• The Hokies have added four veteran transfers from other Power Five programs: QB Connor Blumrick (Texas A&M), S Tae Daley (Vanderbilt), OL Johnny Jordan (Maryland) and DT Jordan Williams (Clemson).

• **Blumrick (6-5, 215)** comes to Tech after playing in 18 games the past three seasons at Texas A&M. He ran the ball 10 times for 48 yards, while completing one pass for eight yards. He also saw duty on special teams and recovered a muffed punt in last season's 20-7 win vs. LSU (11/28/20).

• **Daley (6-1, 203)** joins the Hokies after spending three years at Vanderbilt (2017-19). In 35 games with the Commodores, he accumulated 108 tackles (74 solo) to go along with three interceptions, 5.5 TFL, three passes defended, a forced fumble and 1.5 sacks. The Warner Robins, Georgia product started nine games at safety in 2019, collecting 57 tackles (35 solo) with three INTs and a forced fumble.

• **Jordan (6-1, 303)** was an All-Big Ten honorable mention selection as a senior at Maryland in 2020 after starting four games at center. He was part of a Terps' offense that ranked second in the Big Ten averaging 264.0 passing ypg. The Leesburg, Virginia native was a three-time Academic All-Big Ten selection at Maryland.

• **Williams (6-5, 285)** joins Tech after racking up 55 total tackles, 9.5 TFL, 4.0 sacks, two pass breakups and a forced fumble over the past three seasons at Clemson. The Virginia Beach, Virginia native played in 38 games (three starts) for the Tigers, participating in 673 total snaps. He played in 11 games (three starts) in 2020.

## FBS players in 7th year at same school

Bryce Harris	Toledo	OL
Jonathan Hodoh	ULM	WR
Ken Marks	Louisiana	OL
Tyrone Riley	NC State	OL
Ralfs Rusins	Liberty	DL
<b>Tyrell Smith</b>	<b>Virginia Tech</b>	<b>OL</b>
Tre Tipton	Pitt	WR
Christian Williams	Tulsa	SAF

## BRAXTON BURMEISTER RETURNS AT QUARTERBACK

• QB Braxton Burmeister returns for the 2021 campaign after leading Tech to a 3-1 record as Virginia Tech's starting QB in 2020.

• Burmeister transferred from Oregon in 2019 and was denied an appeal for immediate eligibility.

• Guided Tech to a 45-24 victory vs. NC State (9/26/20) in his initial start in a Hokies' uniform.

• Started in a 38-31 win at Duke (10/3/20), accounting for three total TDs. Completed nine passes for 163 yards and rushed 14 times for 43 yards with two TDs. Also threw a 12-yard TD to TE James Mitchell.

• Threw for a career-high 212 yards, leading Tech to a 33-15 win vs. Virginia (12/12/20) after returning to the starting role. Completed 15 of 22 passes, including a 60-yard TD pass to WR Tayvion Robinson. He also rushed for 36 yards.

## OPULENT OFFENSIVE NUMBERS UNDER FUENTE

• Some of the top offensive seasons in Virginia Tech history have come in the past five years under head coach Justin Fuente and offensive coordinator Brad Cornelsen.

• Three of the top four seasons for total offense at Tech over the past 25 seasons (1996-2020) have come under Fuente/Cornelsen.

VIRGINIA TECH TOTAL OFFENSE, 1996-2020			
SEASON	YPG	YARDS	YDS per TOUCH
1. 1999	451.8	4,970	7.4
2. <b>2016</b>	<b>444.5</b>	<b>6,223</b>	<b>6.8</b>
3. <b>2020</b>	<b>440.7</b>	<b>4,848</b>	<b>7.7</b>
4. <b>2018</b>	<b>428.7</b>	<b>5,566</b>	<b>7.2</b>
5. 2000	426.4	4,690	6.8

• Tech's 7.7 yards-per-touch average in 2020 was the team's best mark over the past 25 seasons.

• Tech ranked third in the ACC with a 6.67 yards per play average in 2020, trailing only UNC (7.59) and Clemson (6.69).

VIRGINIA TECH RUSHING OFFENSE, 1996-2020				
SEASON	YPG	YARDS	AVG.	TDs
1. 2000	270.5	2,975	5.2	46
2. 1999	253.9	2,793	5.0	34
3. <b>2020</b>	<b>240.1</b>	<b>2,641</b>	<b>5.6</b>	<b>27</b>
4. 1996	227.6	2,504	4.8	27
5. 1997	215.3	2,368	4.3	22

• VT averaged 240.1 rushing ypg in 2020 to lead the ACC. It was Tech's best rushing mark since 2000, while its 27 rushing TDs were the highest total for the Hokies since 2010.

• VT's 5.58 yards per carry average in 2020 broke the previous Tech mark of 5.28 ypc set in 2003. Among Power Five squads in 2020, only Arizona State (6.41), Ohio State (5.96) and UNC (5.75) were better than VT (5.58).

## VICE SQUAD - TECH'S O-LINE

• Tech returns four offensive linemen who own a combined 92 collegiate starts - Brock Hoffman (35), Lecitus Smith (27), Silas Dzansi (16) and Luke Tenuta (14).

• VT had ZERO games with 300+ net rushing yards from 2011-19. Tech had THREE such games in 2020 with 314 vs. NC State (9/26/20), 324 at Duke (10/3/20) and 350 vs. BC (10/17/20).

• VT produced six 250-yard rushing games in 2020. Tech owns a 12-2 mark under Fuente when rushing for 250+ yards, including a 5-1 record in 2020.

VT RUSHING STATS - 2020 VS. 2019						
Season	GM	ATT	YDS	YPG	YPC	TDs
2020	11	473	2,641	240.1	5.6	27
2019	13	565	2,289	176.1	4.1	14
<b>+/-</b>	<b>-2</b>	<b>-92</b>	<b>+352</b>	<b>+64.0</b>	<b>+1.5</b>	<b>+13</b>

## FAST FACTS ON HEAD COACH JUSTIN FUENTE

• Justin Fuente enters his sixth season at the helm of the Hokies in 2021. He owns a 38-26 record at Tech, giving him the sixth-highest victory total in school history. He needs six more wins to surpass Henry Redd (43-37 from 1932-40) for fifth spot.

• Only five ACC coaches have been at their present posts longer than Fuente - David Cutcliffe (Duke), Dabo Swinney (Clemson), Dave Doeren (NC State), Dave Clawson (NC State) and Pat Narduzzi (Pitt). Fuente and UVA's Bronco Mendenhall both joined the ACC coaching fraternity in 2016.

• Under Fuente, Tech owns a combined 12-3 record vs. ACC Coastal Division rivals Virginia (4-1), North Carolina (4-1) and Duke (4-1).

## MORE NUGGETS ON DEFENSIVE RETURNEES

• Tech returns 10 defensive players who started at least five games in 2020, including versatile CB Chamarri Conner who led the squad with 81 total tackles (60 solo) in 2019, while tying for second with two INTs.

• Not included in that group is CB Jermaine Waller who was an All-ACC Honorable Mention pick in 2019 and is slated to return after missing the majority of the 2020 campaign.

## FOOTBALL IS FAMILY AT VIRGINIA TECH

• The Virginia Tech football program prides itself on the family atmosphere it instills. That atmosphere hasn't gone unnoticed as many sets of sons and brothers of former Hokies have followed in the footsteps of their fathers and older brothers and decided to play in Blacksburg. Since 1987, Tech has seen 33 sets of brothers and 26 fathers and their sons compete for the Hokies.

2021 Hokie	Family ties
OL Luke Tenuta	Jon Tenuta (Father - Def. Analyst)
TE Eric Gallo	Nick Gallo (Brother)
LB Dax Hollifield	OL Jack Hollifield (Brother)
DB Jayden McDonald	DB Jordan McDonald (Brother)
DB Jalen Stroman	Greg Stroman (Brother)
WR P.J. Prioleau	Pierson Prioleau (Father)
Off. Ast. Kyle Chung	Eugene Chung (Father)

## TIDBITS ON TECH'S RETURNING PRODUCTION

• Two of VT's top three tacklers from 2020 return: CB Chamarri Conner (81 tackles), and LB Alan Tisdale (59).

• All five of Tech's top receivers from 2020 return: WR Tayvion Robinson (38 recs.), WR Tre' Turner (34), TE James Mitchell (26), RB Raheem Blackshear (28) and TE Nick Gallo (11).

• Four players who registered two rushing scores return: RBs Raheem Blackshear and Jalen Holston, along with QB Braxton Burmeister and WR Tre' Turner.

• Tech's returning secondary accounted for 50 percent (6 of 12) of the squad's INTs in 2020. Brion Murray and Chamarri Conner each posted two INTs for Tech, while Dorian Strong and Tyler Matheny each had one.

• All three players who returned punts for Tech return in 2021: WR Tayvion Robinson, TE James Mitchell and RB Raheem Blackshear.

## HEAD COACH JUSTIN FUENTE SUPERLATIVES

SITUATION	2021	At Tech	Career
in ACC games	1-0	26-17	26-17
at home vs. ACC opponents	1-0	14-8	14-8
on road vs. ACC opponents	0-0	12-9	12-9
At neutral sites	0-0	19-7	34-17
When scoring first	1-0	34-9	45-19
Opp scores first	0-0	4-17	16-30
Opp scores 20 or less	1-0	25-0	43-2
Scores 20+ points	0-0	31-20	55-31
150+ yards rushing	0-0	31-15	51-21
200+ yards passing	0-0	25-20	42-30
300+ yards total offense	0-0	34-21	59-34
Allowing less than 150 rush yards	1-0	28-4	49-16
Leading time of possession	1-0	30-13	45-22
In afternoon games	0-0	25-17	37-28
In night games (5p.m. kick or later)	1-0	14-9	28-21

## INSIDE THE SERIES: HOKIES VS. BLUE RAIDERS

- Virginia Tech and Middle Tennessee State have never met on the football field before their September 11, 2021 meeting at Lane Stadium. The Hokies were scheduled to make a visit to Johnny "Red" Floyd Stadium in Murfreesboro in 2020 before the college football season was altered due to the COVID-19 pandemic.
- The last Conference USA opponent that the Hokies faced was Old Dominion in 2019, a 31-17 victory for Tech at Lane Stadium.

## CONNECTIONS: VIRGINIA TECH-MIDDLE TENNESSEE

- The Hokies have five student-athletes from the Volunteer State; DB Elijah Howard, LB Jaden Keller, OL Bryce Goodner, OL Derrell Bailey Jr. and TE Cody Duncan.
- Middle Tennessee OL Eric Magwood (Virginia Beach) is the only Blue Raider to hail from the Commonwealth.
- Blue Raider QB Bailey Hockman transferred to MTSU following the 2020 season. He played at Virginia Tech for NC State in 2020 throwing for 82 yards and two INTs. Tech won the game 45-24.
- Virginia Tech's Senior Director of Football Operations Josh Bost is a 2003 graduate of Middle Tennessee where he was a student staff member as well as a graduate assistant.

## ABOUT GAMEDAY AT LANE STADIUM

- The contest has been chosen as the Hokies' White Effect game, with fans encouraged to wear white.
- It will also be Military Appreciation Day at Lane, honoring all current and former members of the Armed Forces.
- A moment of silence will also be observed to remember the lives lost on September 11, 2001.

## VIRGINIA TECH GAMEDAY COACHING LOCATIONS

### ON THE SIDELINES

- Justin Fuente - Head Coach
- Justin Hamilton - Defensive Coordinator/Safeties
- Jack Tyler - Linebackers
- James Shibest - Special Teams/Tight Ends
- J.C. Price - Co-Defensive Line
- Bill Teerlinck - Defensive Line
- Vance Vice - Offensive Line
- Jafar Williams - Wide Receivers

### IN THE BOOTH

- Brad Cornelsen - Offensive Coordinator/QBs
- Adam Lechtenberg - Running Backs
- Ryan Smith - Cornerbacks

## QUICK FACTS

Location: . . . . . Blacksburg, Va.  
 Founded: . . . . . 1872  
 Enrollment: . . . . . 34,000+  
 President: . . . . . Dr. Tim Sands  
 Director of Athletics: . . . . . Whit Babcock  
 Nickname: . . . . . Hokies  
 Colors: . . . . . Chicago Maroon & Burnt Orange  
 Stadium: . . . . . Lane Stadium/Worsham Field  
 Head Coach: . . . . . Justin Fuente - 6th season  
 2020 Record: . . . . . 5-6

## FOOTBALL HISTORY

### All-Time Tech Record (1892- ; 127 seasons)

**Overall** . . . . . 758\*-483-46  
**Conference** . . . . . 258-182-21  
**In Blacksburg** . . . . . 394-121-13  
 Behind Lane Hall (1892) . . . . . 1-0-0  
 Sheib Field (1894-1901) . . . . . 13-1-0  
 Gibboney Field (1902-08) . . . . . 19-2-0  
 Miles Field (1909-25) . . . . . 60-3-3  
 Miles Stadium (1926-64) . . . . . 67-25-4  
 Lane Stadium (1965-; 54th season) . . . . . 233-90-6  
**On the road** . . . . . 211-226-14  
**Neutral sites** . . . . . 153-135-19  
**Televised games** . . . . . 237-122  
**Overtime games** . . . . . 8-6  
**When ranked** . . . . . 170-64-1  
**Opponent ranked** . . . . . 57-97-1  
**Both teams ranked** . . . . . 36-31  
**VT ranked higher** . . . . . 23-11  
**Opponent ranked higher** . . . . . 13-20

\* - Includes forfeit by Temple during 1986 season

	Tech	Opp.
Total points scored (Avg.)	26,900 (22)	18,989(15)
Most Points Scored	99 (1919)	77 (1973)
Shutouts By (last)	249 (2017)	144 (1995)
Largest Margin of Victory	99 (1919)	71 (1973)
Smallest Margin of Victory	1 (2014)	1 (2004)

## TECH IN OVERTIME (8-6)

Date	Opp.	Tech	Opp	Result	In
9/19/98	at Miami	27	20	W	OT
11/9/02	at Syracuse	42	50	L	3OT
11/15/03	at Temple	24	23	W	OT
1/3/12	vs. Michigan	20	23	L	OT
9/3/12	GT	20	17	W	OT
11/17/12	at BC	30	23	W	OT
12/28/12	vs. Rutgers	13	10	W	OT
9/21/13	Marshall	29	21	W	3OT
11/16/13	Maryland	24	27	L	OT
11/22/14	at WF	3	6	L	2OT
10/24/15	Duke	43	45	L	4OT
11/21/15	UNC	27	30	L	OT
11/23/18	Virginia	34	31	W	OT
10/19/19	UNC	43	41	W	6OT

# Justin Fuente

## HEAD COACH • 6TH SEASON



### THE FUENTE FILE

**Coaching Experience:** 21st season, 6th at Tech  
**Head Coach:** 10th season, 6th at Tech  
**Record at Tech:** 39-26  
**Record at Memphis:** 26-23  
**Overall Record:** 65-49  
**Hometown:** Tulsa, Oklahoma  
**High School:** Union (1995)  
**College:** Murray State (1999)  
**Playing Exp:** Oklahoma (1996-97)  
 Murray State (1998-99)  
**Family:** Wife – Jenny  
 Daughters – Cecilia, Caroline and Charlotte

### COACHING HISTORY

Year	School	Position
2016-21	Virginia Tech	Head Coach
2012-15	Memphis	Head Coach
2009-11	TCU	Co-Offensive Coordinator/ Quarterbacks
2007-08	TCU	Running Backs
2004-06	Illinois State	Offensive Coordinator/ Quarterbacks
2001-03	Illinois State	Quarterbacks

### BOWL GAMES/ PLAYOFFS COACHED (12)

2019	Belk	Virginia Tech
2018	Military	Virginia Tech
2017	Camping World	Virginia Tech
2016	Belk	Virginia Tech
2015	Birmingham*	Memphis
2014	Miami Beach	Memphis
2011	Poinsettia*	TCU
2010	Rose	TCU
2009	Fiesta	TCU
2008	Poinsettia	TCU
2007	Texas	TCU
2006	FCS Playoffs	Illinois St.

\*Joined new team prior to bowl game

### ACCOLADES, HONORS & MORE

- The consensus 2016 ACC Coach of the Year, Fuente was also named the top first-year FBS head coach in the nation by the Football Writers Association of America, sharing that honor with USC's Clay Helton.
- Tech finished the 2016 season ranked No. 16 in both the AP Poll and the Coaches Poll, marking the highest final mark for the Hokies since 2010 (No. 16 AP, No. 15 Coaches).
- Tech's 10 wins were the team's most since 2011 and the most ever by a first-year Virginia Tech head coach, surpassing the previous mark of nine wins by C.P. Miles in 1905.
- Compiled a 19-6 record in his final two seasons at Memphis, guiding the Tigers to back-to-back bowl berths after inheriting a program that went 5-31 in three years before his arrival.
- Unanimous selection as 2014 American Athletic Conference Coach of the Year when he led Memphis to its first conference title since 1971.
- Named the 1999 Ohio Valley Conference Offensive Player of the Year as a quarterback at Murray State and was a finalist for the Walter Payton Award.

- Named Virginia Tech's head coach on Nov. 29, 2015.
- The Hokies enter their sixth season under Fuente in 2020, who has compiled a 38-26 record in Blacksburg. With six more victories in 2021, he would move into fifth place on Tech's all-time coaching victory list.
- Since Fuente arrived in Blacksburg in 2016, the only ACC schools with more wins over that span are Clemson (65) and Miami (40).
- The only active Power Five head coach appointed during the 2016 hiring cycle owning more victories than Fuente (38) is Georgia's Kirby Smart (52).
- The only other active ACC head coach who could top Fuente's 33 wins in his first four full seasons at an ACC school is Clemson's Dabo Swinney (36).
- The Hokies have been ranked in the AP Top 25 during each of Fuente's seasons at the helm at Tech with the squad boasting five victories against Top 25 foes.
- The Hokies have finished in the Top 25 twice under Fuente. Tech finished the 2016 season ranked No. 16 in both the AP Poll and the Coaches Poll and concluded the 2017 season at No. 24 in the AP Top 25 and No. 25 in the Coaches Poll.
- Prior to Fuente's arrival, Tech had never had two players selected in the first round of the same NFL Draft. That feat has occurred twice in the past four years with LB Tremaine Edmunds (Buffalo) and S Terrell Edmunds (Pittsburgh) going in the first round of the 2018 NFL Draft, while CB Caleb Farley (Tennessee) and T Christian Darrisaw (Minnesota) matched that feat in 2021.
- In total, 15 Tech alums who have played for Fuente have been selected in the NFL Draft over the past five seasons, a list that has included versatile offensive performers such as RB Khalil Herbert and TE Dalton Keene, as well as talented linemen on both sides of the ball in DT Tim Settle and G Wyatt Teller, in addition to Tech's 2021 selections.
- The 2021 NFL Draft illustrated the ability of Fuente and his staff to identify and develop talent. T Christian Darrisaw had no other FBS scholarship offers before developing into a first-round pick in Blacksburg. CB Caleb Farley was a record-setting prep quarterback who began his collegiate career at wide receiver before tapping his true potential at cornerback. S Divine Deablo also played QB in high school and also worked at wide receiver for the Hokies before moving to defense, where he blossomed into a third-round pick of Las Vegas in 2021.
- In his initial five seasons in Blacksburg, Fuente has compiled a 12-3 combined record against ACC Coastal Division rivals Virginia (4-1), North Carolina (4-1) and Duke (4-1).
- The Hokies own a 33-4 record under Fuente when leading at halftime, including a streak of five straight wins.
- Two of Fuente's key principles for quarterbacks center around sound decision making and executing plays that result in predicted outcomes. The numbers the past five seasons back up the soundness of that philosophy despite five different QBs playing prominent roles for Tech over that span.
- The Hokies averaged 440.7 ypg of total offense in 2020. Over the past 25 seasons, three of the top four seasons (2016, 2020 and 2018) for total offense at Tech have come under Fuente's watch.
- The Hokies have produced the top three passing seasons in school history since Fuente and offensive coordinator Brad Cornelsen arrived at Tech - 2016 (261.4 ypg), 2018 (253.8 ypg) and 2017 (239.5 ypg).
- Three of the top five seasons in Tech annals for total first downs (2016-18) have come under Fuente's leadership.
- The Hokies own a +77 TD-to-INT differential (118 TDs/41 INTs) since Fuente's arrival, a mark that only Clemson (+120) and North Carolina (+84) can top in

the ACC dating back to 2016. In the the five seasons prior to Fuente's arrival the Hokies were +27 (98 TDs/71 INTs).

- VT set a school-record with a 62.2 completion percentage in 2020, breaking the previous mark of 62.1 set in Fuente's initial season at Tech in 2016.
- The Hokies led the ACC in rushing, averaging 240.1 ypg in 2020, which represented Tech's best mark since 2000. The squad's 27 rushing TDs were the most since 2010.
- Tech set a school record by averaging 5.58 yards per carry in 2020, the fourth-best mark by any P5 squad last season.
- Tech's defense has won 26 straight games when holding foes to 17 points or fewer, including six shutouts during Fuente's tenure.
- Virginia Tech has continued its special teams success under Fuente and special teams coordinator, James Shibest. Over the past four seasons, Tech's special teams were ranked fifth overall in the nation by SportSource Analytics.
- Tech has scored 13 defensive and special teams TDs during Fuente's tenure, including five in 2017 (two punt return TDs, two INT return TDs and one fumble return TD).

### FUENTE BY THE NUMBERS

- 3,660** School-record passing yards accumulated by Tech under Fuente in 2016.
- 240.1** Tech's ACC-best rushing yards per game average in 2020, the team's best mark since 2000.
- +77** TD-to-INT differential in five seasons under Fuente at Tech (118 TD passes, 41 INTs). Tech's TD-to-INT differential in the five seasons prior to Fuente's arrival was +27 (98 TD passes, 71 INTs).
- 50** TD passes thrown by QB Paxton Lynch under Fuente at Memphis in 2009-10.
- 38** Victories at Virginia Tech. Third-highest total by an ACC coach dating back to 2016.
- 33-5** Tech's record under Fuente when leading at halftime.
- 32-2** VT's record under Fuente when allowing 21 points or fewer.
- 31** School-record TDs passes thrown by Tech in 2016.
- 28-7** VT's record under Fuente when scoring 30+ points.
- 26-0** Tech's record under Fuente when allowing 17 points or fewer.
- 25** ACC wins in Fuente's first five seasons at Tech.
- 22** Victories at Lane Stadium under Fuente.
- 15** Number of Virginia Tech players who played for Fuente selected in the NFL Draft.
- 13** Defensive and special teams TDs scored by Tech under Fuente.
- 12-3** Tech's combined record against ACC Coastal Division rivals Virginia (4-1), North Carolina (4-1) and Duke (4-1) under Fuente.
- 10** Single-season records set or tied by Tech in 2016.
- 6** Shutouts pitched by Tech under Fuente.
- 4** Number of first-round NFL Draft picks who have played for Fuente at Virginia Tech.



62	Jonathan Kuhler	OL	47	Dean Ferguson	1	LB	6' 2"	228	r-Fr.	Sterling, Va.	Potomac Falls
35	Keli Lawson	WR	48	Matt Johnson	1	LB	6' 0"	227	r-Fr.	Glen Allen, Va.	Deep Run
8	Marco Lee	RB	48	Logan Richardson	-	WR	6' 2"	190	Fr.	Asheboro, N.C.	Asheboro
19	Ben Locklear	QB	49	William Kakavitsas	-	WR	6' 1"	190	r-Fr.	Charlotte, N.C.	Providence
18	Da'Wain Lofton	WR	49	Ed Robinson	-	DB	5' 9"	172	r-Fr.	Mechanicsville, Va.	Hanover
83	Kyle Lowe	K	50	Ben Skinner	-	LB	6' 1"	222	r-Fr.	Spotsylvania, Va.	Riverbend
95	Desmond Mamudi	DL	51	Dimitri Georgiadis	-	TE	6' 9"	245	Jr.	Richmond, Va.	Benedictine College Prep/IUPUI
30	Tyler Matheny	DB	51	Tré Maxwell	-	LB	6' 0"	220	r-Fr.	Centreville, Va.	Centreville
51	Tré Maxwell	LB	52	Jaden Keller	-	LB	6' 3"	216	Fr.	Bristol, Tenn.	Tennessee HS
56	C.J. McCray	DL	52	Tyler Smedley	-	OL	6' 2"	270	Fr.	Ashburn, Va.	Broad Run
38	Jayden McDonald	DB	53	Nikolai Bujnowski	-	OL	6' 1"	304	Fr.	Verona, N.J.	Paramus Catholic
39	Jorden McDonald	DB	53	Will Johnson	-	LB	6' 2"	218	Fr.	Leonardtown, Md.	Leonardtown
71	Danijel Miletic	OL	54	Lecitus Smith	3	OL	6' 3"	315	r-Jr.	Fitzgerald, Ga.	Fitzgerald
82	James Mitchell	TE	55	Johnny Jordan	-	OL	6' 1"	303	Fr.	Leesburg, Va.	Gonzaga HS/Maryland
68	Kaden Moore	OL	56	C.J. McCray	-	DL	6' 3"	221	Fr.	Charlotte, N.C.	Mallard Creek/Marshall
85	Peter Moore	P	57	Vincenzo Anthony	1	LS	5' 10"	222	So.	Port Charlotte, Fla.	Venice/Virginia
85	Christian Moss	WR	58	Da'Shawn Elder	-	DB	6' 2"	205	Fr.	Watkinsville, Ga.	Oconee County/Fork Union
37	Brion Murray	DB	59	Austin Rosa	1	LB	5' 10"	210	Grad	Reading, Pa.	Wilson West Lawn/Rutgers
93	Cole Nelson	DL	60	Silas Dzansi	3	OL	6' 5"	325	r-Jr.	Woodbridge, Va.	C.D. Hylton/Fork Union
92	Eddie Ozycz	WR	62	Jonathan Kuhler	-	OL	6' 2"	293	Fr.	Beaeton, Va.	Liberty
28	Jabari Parker	DB	63	Griffin Duggan	-	OL	6' 5"	295	Fr.	Suffolk, Va.	Nansemond-Suffolk Academy
14	Jaden Payoute	WR	64	Bryce Goodner	-	OL	6' 3"	303	Fr.	Athens, Tenn.	McMinn
91	Wilfried Pene	DL	65	Derrell Bailey Jr.	-	OL	6' 6"	296	Fr.	Greenback, Tenn.	Greenback
31	Nasir Peoples	DB	66	Jack Hollifield	-	OL	6' 3"	271	Fr.	Shelby, N.C.	Shelby
42	Michael Peterson	LB	67	Noah Sage	-	OL	6' 3"	303	Fr.	Jonesville, Va.	Lee
99	Maxx Philpott	DL	68	Kaden Moore	-	OL	6' 3"	311	Fr.	Bethlehem, Pa.	Freedom
40	Cole Pickett	TE	69	Luke Tenuta	2	OL	6' 9"	322	r-So.	Crozet, Va.	Western Albemarle
3	Norell Pollard	DL	70	Parker Clements	-	OL	6' 7"	292	Fr.	Lugoff, S.C.	Lugoff-Elgin
99	Justin Pollock	LS	71	Danijel Miletic	-	OL	6' 3"	303	Fr.	Bensheim, Germany	
20	P.J. Prioleau	WR	72	Jesse Hanson	-	OL	6' 5"	307	r-Fr.	Blue Ridge, Va.	Lord Botetourt
48	Logan Richardson	WR	74	William Jones	-	OL	6' 6"	297	Fr.	Stuart's Draft, Va.	IMG Academy
49	Ed Robinson	DB	75	Bob Schick	-	OL	6' 6"	305	So.	Midway, Utah	Wasatch/Snow College
9	Tayvion Robinson	WR	76	Brock Hoffman	1	OL	6' 3"	310	r-Jr.	Statesville, N.C.	Statesville/Coastal Carolina
96	John Parker Romo	K	79	Tyrell Smith	4	OL	6' 3"	300	Grad	North Brunswick, N.J.	Don Bosco Prep/Cushing Academy
59	Austin Rosa	LB	80	Kaleb Smith	2	WR	6' 2"	215	r-So.	Bumpass, Va.	Louisa County
92	William Ross	K	81	Dallan Wright	-	WR	6' 1"	175	Fr.	Saluda, S.C.	Saluda
43	Lakeem Rudolph	LB	82	James Mitchell	3	TE	6' 3"	255	Jr.	Big Stone Gap, Va.	Union
67	Noah Sage	OL	83	Kyle Lowe	-	K	6' 3"	192	Fr.	Midlothian, Va.	Cosby
75	Bob Schick	OL	83	DJ Sims	-	WR	6' 3"	194	Fr.	Richmond, Va.	Christchurch
97	Oscar Shadley	LS	85	Peter Moore	-	P	6' 1"	207	Fr.	Towson, Md.	Calvert Hall
94	Nigel Simmons	DL	85	Christian Moss	-	WR	6' 3"	180	Fr.	Kennesaw, Ga.	North Cobb
83	D.J. Sims	WR	86	Nick Gallo	2	TE	6' 4"	251	So.	Richboro, Pa.	Council Rock South
50	Ben Skinner	LB	86	Zach Hoban	-	K	6' 0"	180	So.	West Orange, N.J.	Seton Hall Prep/Rice
52	Tyler Smedley	OL	88	Jaylen Jones	-	WR	6' 1"	203	Fr.	Richmond, Va.	Thomas Jefferson
80	Kaleb Smith	WR	89	Drake Deluliis	3	TE	6' 5"	247	r-Jr.	Charlotte, N.C.	Providence
54	Lecitus Smith	OL	90	Mattheus Carroll	-	DL	6' 5"	232	Fr.	Baltimore, Md.	Gilman School
79	Tyrell Smith	OL	90	Jared Gibble	-	TE	6' 4"	235	Fr.	Winston-Salem, N.C.	Oak Grove
26	Jalen Stroman	DB	91	Wilfried Pene	-	DL	6' 3"	253	Fr.	Touraine, France	St. Thomas More Prep
44	Dorian Strong	DB	92	Eddie Ozycz	-	WR	6' 1"	200	Fr.	Herndon, Va.	Herndon
69	Luke Tenuta	OL	92	William Ross	-	K	6' 1"	202	Fr.	Rock Hill, S.C.	Northwestern/Coastal Carolina
24	Malachi Thomas	RB	93	Cole Nelson	-	DL	6' 3"	238	Fr.	Johns Creek, Ga.	Johns Creek
21	Nadir Thompson	DB	94	Conner Dusenbury	-	WR	6' 0"	186	r-Fr.	Richmond, Va.	James River
34	Alan Tisdale	LB	94	Nigel Simmons	-	DL	6' 2"	260	r-So.	Newport News, Va.	Heritage
11	Tré Turner	WR	95	Desmond Mamudi	-	DL	6' 3"	296	Fr.	Tampa, Fla.	Carrollwood Day School
95	Nick Veltsistas	P	95	Nick Veltsistas	-	P	6' 2"	180	Fr.	Fairfax, Va.	Robinson Secondary School
19	J.R. Walker	DB	96	John Parker Romo	2	K	5' 11"	175	Sr.	Peachtree City, Ga.	McIntosh/Tulsa
2	Jermaine Waller	DB	97	Oscar Shadley	3	LS	6' 0"	265	Jr.	Naples, Fla.	Golden Gate
12	Jordan Williams	DL	98	Cody Duncan	-	TE	6' 1"	231	Fr.	Knoxville, Tenn.	Knoxville Catholic
81	Dallan Wright	WR	99	Maxx Philpott	1	DL	6' 0"	306	r-Fr.	Salem, Va.	Glenvar
			99	Justin Pollock	-	LS	6' 2"	225	r-Fr.	Amelia County, Va.	Amelia County

## PRONUNCIATIONS

**KESHON** Artis . . . . .key-SHAWN  
**AMARE** Barno . . . . .uh-MAR-ay  
**RAHEEM** Blackshear . . . . .ruh-HEEM  
**CHAMARRI** Conner . . . . .chuh-MAR-ee  
Drake **DEIULIIS** . . . . .DUEL-ee-is  
Silas **DZANSI** . . . . .JAN-zee  
Josh **FUGA** . . . . .FOO-guh

**NY'QUEE** Hawkins . . . . .nye-KEY  
**CHANGA** Hodge . . . . .Shang-uh  
Dax & Jack **HOLLIFIELD** . . . . .HOLL-uh-FIELD  
William **Kakavitsas** . . . . .KACK-uh-VEET-siss  
Keondré **KO** . . . . .COE  
**BRION** Murray . . . . .BREE-on  
Eddie **OZYCZ** . . . . .OH-zick

Jaden **PAYOUTE** . . . . .PAY-oot  
Wilfried **PENE** . . . . .PEN-nay  
**NASIR** Peoples . . . . .nuh-SEER  
**TAYVION** Robinson . . . . .TAY-vee-on  
Oscar **SHADLEY** . . . . .SHAD-lee  
**LECITUS** Smith . . . . .leh-SEE-tis  
Luke **TENUTA** . . . . .ten-OO-ta

# POSITION ROSTER

## QUARTERBACKS

No.	Name	Year	Hometown
4	Connor Blumrick	Jr.	Pearland, Texas
15	Tahj Bullock	Fr.	Jersey City, N.J.
3	Braxton Burmeister	r-Jr.	La Jolla, Calif.
12	Knox Kadum	r-Fr.	Rome, Ga.
19	Ben Locklear	Fr.	Woodberry Forest, Va.

## RUNNING BACKS

No.	Name	Year	Hometown
28	Chance Black	Fr.	Roebuck, S.C.
5	Raheem Blackshear	R-Jr.	Philadelphia, Pa.
26	Jordan Brunson	Fr.	Alpharetta, Ga.
27	Kenji Christian	Fr.	Pinson, Ala.
32	Tahj Gary	r-Fr.	Atlanta, Ga.
36	Jalen Hampton	Fr.	Rockville, Md.
0	Jalen Holston	Sr.	Stockbridge, Ga.
23	Keshawn King	So.	Orange Park, Fla.
8	Marco Lee	Jr.	Columbus, Ga.
24	Malachi Thomas	Fr.	Hartwell, Ga.

## WIDE RECEIVERS

No.	Name	Year	Hometown
34	Tink Boyd	r-So.	Chesterfield, Va.
16	Luke Bussel	r-Fr.	Chesapeake, Va.
94	Conner Dusenbury	r-Fr.	Richmond, Va.
47	Miles Ellis	Fr.	Glen Allen, Va.
13	Changa Hodge	Sr.	East Stroudsburg, Pa.
88	Jaylen Jones	Fr.	Richmond, Va.
49	William Kakavitsas	r-Fr.	Charlotte, N.C.
35	Keli Lawson	Fr.	Stephen's City, Va.
18	Da'Wain Lofton	Fr.	Fort Worth, Texas
85	Christian Moss	Fr.	Kennesaw, Ga.
92	Eddie Ozycz	Fr.	Herndon, Va.
14	Jaden Payoute	r-Fr.	Chesterfield, Va.
20	P.J. Prioleau	Fr.	Radford, Va.
48	Logan Richardson	Fr.	Asheboro, N.C.
9	Tayvion Robinson	So.	Virginia Beach, Va.
83	D.J. Sims	Fr.	Richmond, Va.
80	Kaleb Smith	r-So.	Bumpass, Va.
11	Tré Turner	Jr.	Greensboro, N.C.
81	Dallan Wright	Fr.	Saluda, S.C.

## TIGHT ENDS

No.	Name	Year	Hometown
42	Cole Blaker	r-Jr.	Narrows, Va.
89	Drake Deluliis	r-Jr.	Charlotte, N.C.
98	Cody Duncan	Fr.	Knoxville, Tenn.
38	Ty Eller	r-Jr.	Newton, N.C.
86	Nick Gallo	So.	Richboro, Pa.
51	Dimitri Georgiadis	Jr.	Richmond, Va.
90	Jared Gibble	Fr.	Winston-Salem, N.C.
82	James Mitchell	Jr.	Big Stone Gap, Va.
40	Cole Pickett	Fr.	Galax, Va.

## OFFENSIVE LINE

No.	Name	Year	Hometown
65	Derrell Bailey Jr.	Fr.	Greennack, Tenn.
53	Nikolai Bujnowski	Fr.	Verona, N.J.
70	Parker Clements	Fr.	Lugoff, S.C.
63	Griffin Duggan	Fr.	Suffolk, Va.
60	Silas Dzansi	r-Jr.	Woodbridge, Va.
64	Bryce Goodner	Fr.	Athens, Tenn.
72	Jesse Hanson	r-Fr.	Blue Ridge, Va.
76	Brock Hoffman	r-Jr.	Statesville, N.C.
66	Jack Hollifield	Fr.	Shelby, N.C.
74	William Jones	Fr.	Stuart's Draft, Va.
55	Johnny Jordan	Sr.	Leesburg, Va.
62	Jonathan Kuhler	Fr.	Bealeton, Va.
71	Danijel Militec	Fr.	Bensheim, Germany
68	Kaden Moore	Fr.	Bethlehem, Pa.
67	Noah Sage	Fr.	Jonesville, Va.
75	Bob Schick	So.	Midway, Utah
52	Tyler Smedley	Fr.	Ashburn, Va.
54	Lecitus Smith	r-Jr.	Fitzgerald, Ga.
79	Tyrell Smith	Gr.	North Brunswick, N.J.
69	Luke Tenuta	r-So.	Crozet, Va.

## DEFENSIVE LINE

No.	Name	Year	Hometown
46	Eli Adams	r-So.	Rock Hill, S.C.
11	Amaré Barno	r-Jr.	Blythewood, S.C.
8	Emmanuel Belmar	r-Sr.	Suwanee, Ga.
90	Mattheus Carroll	Fr.	Baltimore, Md.
6	Josh Fuga	r-Fr.	Woodbridge, Va.
45	TyJuan Garbutt	r-Jr.	Fredericksburg, Va.
41	Jaylen Griffin	r-Jr.	Rome, Ga.
22	Mario Kendricks	So.	Kissimmee, Fla.
95	Desmond Mamudi	Fr.	Tampa, Fla.
56	C.J. McCray	Fr.	Charlotte, N.C.
93	Cole Nelson	Fr.	Johns Creek, Ga.
91	Wilfried Pene	Fr.	Touraine, France
99	Maxx Philpott	r-Fr.	Salem, Va.
3	Norell Pollard	So.	Apopka, Fla.
94	Nigel Simmons	r-So.	Newport News, Va.
12	Jordan Williams	r-Jr.	Virginia Beach, Va.

## LINEBACKERS

No.	Name	Year	Hometown
15	Keshon Artis	r-So.	Chesapeake, Va.
47	Dean Ferguson	r-Fr.	Sterling, Va.
4	Dax Hollifield	Jr.	Shelby, N.C.
48	Matt Johnson	r-Fr.	Glen Allen, Va.
53	Will Johnson	Fr.	Leonardtown, Md.
52	Jaden Keller	Fr.	Bristol, Tenn.
51	Tré Maxwell	r-Fr.	Centerville, Va.
42	Michael Peterson	r-Fr.	Fort Mill, S.C.
59	Austin Rosa	Gr.	Reading, Pa.
43	Lakeem Rudolph	Fr.	Virginia Beach, Va.
50	Ben Skinner	r-Fr.	Spotsylvania, Va.
34	Alan Tisdale	r-So.	Greensboro, N.C.

## DEFENSIVE BACKS

No.	Name	Year	Hometown
27	Armani Chatman	r-So.	Virginia Beach, Va.
1	Chamarri Conner	Jr.	Jacksonville, Fla.
17	Tae Daley	Sr.	Warner Robins, Ga.
58	Da'Shawn Elder	Fr.	Watkinsville, Ga.
20	D.J. Harvey	Fr.	Chatsworth, Calif.
13	Ny'Quee Hawkins	r-Fr.	Orange, N.J.
36	Elijah Howard	Fr.	Chattanooga, Tenn.
40	Jalen Hoyle	Fr.	Englewood, N.J.
7	Devon Hunter	r-Jr.	Chesapeake, Va.
33	Keonta Jenkins	Fr.	Jacksonville, Fla.
29	Nyke Johnson	Fr.	Florence, S.C.
35	Keondré Ko	r-Sr.	Raleigh, N.C.
30	Tyler Matheny	r-So.	Fairfax, Va.
38	Jayden McDonald	Fr.	Salem, Va.
39	Jorden McDonald	Fr.	Salem, Va.
37	Brion Murray	Jr.	Milford, Del.
28	Jabari Parker	Fr.	Highland Springs, Va.
31	Nasir Peoples	r-So.	Abington, Pa.
49	Ed Robinson	r-Fr.	Mechanicsville, Va.
26	Jalen Stroman	Fr.	Nokesville, Va.
44	Dorian Strong	Fr.	Upper Marlboro, Md.
21	Nadir Thompson	r-So.	Rocky Mount, N.C.
19	J.R. Walker	r-Fr.	Clayton, N.C.
2	Jermaine Waller	Jr.	Washington, D.C.

## SPECIALISTS

No.	Name	Year	Hometown
57	Vincenzo Anthony	So.	Port Charlotte, Fla.
86	Zach Hoban	So.	West Orange, N.J.
83	Kyle Lowe	Fr.	Midlothian, Va.
85	Peter Moore	P	Towson, Md.
99	Justin Pollock	R-Fr.	Amelia County, Va.
96	John Parker Romo	Sr.	Peachtree City, Ga.
92	William Ross	Fr.	Rock Hill, S.C.
97	Oscar Shadley	Jr.	Naples, Fla.
95	Nick Veltsistas	Fr.	Fairfax, Va.

# UNOFFICIAL DEPTH CHART (AS OF 9/6/21)



VS



## OFFENSE

Pos.	No.	Player	Yr., Ht., Wt., Hometown
WR	80	<b>KALEB SMITH</b>	r-So., 6-2, 215, Bumpass, Va.
	14	Jaden Payoute	r-Fr., 6-1, 210, Chesterfield, Va.
LT	69	<b>LUKE TENUTA</b>	r-So., 6-9, 322, Crozet, Va.
	79	Tyrell Smith	Gr., 6-3, 300, North Brunswick, N.J.
LG	54	<b>LECITUS SMITH</b>	r-Jr., 6-3, 315, Fitzgerald, Ga.
	72	Jesse Hanson	r-Fr., 6-5, 307, Blue Ridge, Va.
C	76	<b>BROCK HOFFMAN</b>	r-Jr., 6-3, 310, Statesville, N.C.
	55	Johnny Jordan	Sr., 6-1, 303, Leesburg, Va.
RG	68	<b>KADEN MOORE</b>	Fr., 6-3, 311, Bethlehem, Pa.
	66	Jack Hollifield	Fr., 6-3, 271, Shelby, N.C.
RT	60	<b>SILAS DZANSI</b>	r-Jr., 6-5, 325, Woodbridge, Va.
	70	Parker Clements	Fr., 6-7, 292, Lugoff, S.C.
TE	82	<b>JAMES MITCHELL</b>	Jr., 6-3, 255, Big Stone Gap, Va.
	89	Drake Deluliis	r-Jr., 6-5, 247, Charlotte, N.C.
-OR-	86	Nick Gallo	So., 6-4, 251, Richboro, Pa.
QB	3	<b>BRAXTON BURMEISTER</b>	r-Jr., 6-1, 205, La Jolla, Calif.
	12	Knox Kadum	r-Fr., 6-3, 185, Rome, Ga.
RB	0	<b>JALEN HOLSTON</b>	r-Jr., 5-11, 215, Stockbridge, Ga.
	-OR- 5	<b>RAHEEM BLACKSHEAR</b>	r-Jr., 5-9, 198, Philadelphia, Pa.
	-OR- 23	<b>KESHAWN KING</b>	So., 5-11, 180, Orange Park, Fla.
WR	11	<b>TRE TURNER</b>	Jr., 6-2, 190, Greensboro, N.C.
	88	Jaylen Jones	Fr., 6-1, 203, Richmond, Va.
WR	9	<b>TAYVION ROBINSON</b>	So., 5-10, 187, Virginia Beach, Va.
	18	Da'Wain Lofton	Fr., 5-11, 190, Fort Worth, Texas

## DEFENSE

Pos.	No.	Player	Yr., Ht., Wt., Hometown
LDE	11	<b>AMARE BARNO</b>	r-Jr., 6-6, 245, Blythewood, S.C.
	46	Eli Adams	r-So., 5-11, 235, Rock Hill, S.C.
DT	22	<b>MARIO KENDRICKS</b>	So., 6-0, 290, Kissimmee, Fla.
	6	Josh Fuga	r-Fr., 6-2, 308, Woodbridge, Va.
NT	12	<b>JORDAN WILLIAMS</b>	r-Jr., 6-5, 285, Virginia Beach, Va.
	-OR- 3	<b>NORELL POLLARD</b>	So., 6-0, 281, Apopka, Fla.
RDE	45	<b>TYJUAN GARBUTT</b>	r-Jr., 6-1, 252, Fredericksburg, Va.
	41	Jaylen Griffin	r-Jr., 6-1, 264, Rome, Ga.
MLB	4	<b>DAX HOLLIFIELD</b>	Jr., 6-1, 239, Shelby, N.C.
	47	Dean Ferguson	r-Fr., 6-2, 228, Sterling, Va.
OLB	34	<b>ALAN TISDALE</b>	r-So., 6-3, 228, Greensboro, N.C.
	15	Keshon Artis	r-So., 6-0, 240, Chesapeake, Va.
FS	33	<b>KEONTA JENKINS</b>	Fr., 6-3, 207, Jacksonville, Fla.
	17	Tae Daley	Sr., 6-1, 203, Warner Robins, Ga.
-OR-	26	Jalen Stroman	Fr., 6-1, 187, Nokesville, Va.
BS	31	<b>NASIR PEOPLES</b>	r-So., 6-0, 202, Abington, Pa.
	-OR- 7	<b>DEVON HUNTER</b>	r-Jr., 6-0, 220, Chesapeake, Va.
NICKEL	1	<b>CHAMARRI CONNER</b>	Jr., 6-0, 205, Jacksonville, Fla.
	13	Ny'Quee Hawkins	r-Fr., 6-0, 200, Orange, N.J.
CB	2	<b>JERMAINE WALLER</b>	Jr., 6-1, 180, Washington, D.C.
	21	Nadir Thompson	r-So., 5-10, 180, Rocky Mount, N.C.
CB	44	<b>DORIAN STRONG</b>	Fr., 6-0, 174, Upper Marlboro, Md.
	-OR- 27	<b>ARMANI CHATMAN</b>	r-So., 5-11, 205, Virginia Beach, Va.
	37	Brion Murray	Jr., 5-10, 185, Milford, Del.

## SPECIALISTS

Pos.	No.	Player	Yr., Ht., Wt., Hometown	LS	97	OSCAR SHADLEY	Jr., 6-0, 265, Naples, Fla.
K	96	<b>JOHN PARKER ROMO</b>	Sr., 5-11, 175, Peachtree City, Ga.	57	Vincenzo 'Enzo' Anthony	So., 5-10, 222, Port Charlotte, Fla.	
	88	William Ross	Fr., 6-1, 202, Rock Hill, S.C.				
P	85	<b>PETER MOORE</b>	Fr., 6-1, 207, Towson, Md.	KR	23	<b>KESHAWN KING</b>	So., 5-11, 180, Orange Park, Fla.
	96	John Parker Romo	Sr., 5-11, 175, Peachtree City, Ga.		5	Raheem Blackshear	r-Jr., 5-9, 198, Philadelphia, Pa.
KO	96	<b>JOHN PARKER ROMO</b>	Sr., 5-11, 175, Peachtree City, Ga.	PR	9	<b>TAYVION ROBINSON</b>	So., 5-10, 187, Virginia Beach, Va.
	88	William Ross	Fr., 6-1, 202, Rock Hill, S.C.		11	Tre Turner	Jr., 6-2, 190, Greensboro, N.C.
H	85	<b>PETER MOORE</b>	Fr., 6-1, 207, Towson, Md.				
	4	Connor Blumrick	Jr., 6-5, 215, Pearland, Texas				



### JUSTIN FUENTE'S HEAD COACHING TRENDS

Teams Under Fuente	2021	Tech	Career
Home	1-0	23-10	38-20
Road	0-0	14-11	24-24
Neutral	0-0	1-5	3-5
Grass	1-0	35-16	40-16
Artificial Turf	0-0	3-11	25-29
Won Coin Toss	0-0	16-11	29-23
Lost Coin Toss	1-0	22-15	36-26

#### Fuente Teams' Record When ...

Leading after the 1st quarter	1-0	27-6	43-15
Trailing after the 1st quarter	0-0	5-13	14-26
Tied after the 1st quarter	0-0	7-7	8-8
Leading at halftime	1-0	34-4	54-8
Trailing at halftime	0-0	5-19	10-36
Tied at halftime	0-0	0-3	1-5
Leading after 3rd quarter	1-0	34-7	58-9
Trailing after 3rd quarter	0-0	5-19	6-38
Tied after 3rd quarter	0-0	0-0	1-2
Leading with less than 2:00 to play	1-0	35-3	59-5
Trailing with less than 2:00 to play	0-0	2-21	3-41
Tied with less than 2:00 to play	0-0	2-2	4-3
Scores first	1-0	34-9	45-19
Opponent scores first	0-0	5-17	16-30
Scores 20+ points	0-0	31-19	55-30
Opponent scores 20+ points	0-0	14-24	22-45
Holds opponent to 20 points or less	1-0	25-0	43-2
Game is decided by 3 points or less	0-0	6-3	8-6
Game is decided by 10 points or less	1-0	9-9	15-19

#### Fuente Teams' Record When ...

Less than 150 yards rushing	1-0	8-12	13-30
150+ yards rushing	0-0	31-15	51-21
200+ yards passing	0-0	25-20	42-30
300+ yards passing	0-0	7-4	18-9
300+ yards total offense	0-0	34-20	59-34
400+ yards total offense	0-0	25-14	43-19
500+ yards total offense	0-0	6-2	17-3
70+ total plays	0-0	20-17	36-29
80+ total plays	0-0	7-6	18-6

#### Fuente Teams' Record When ...

Allowing less than 150 yards rushing	1-0	28-3	49-15
150+ yards rushing	0-0	10-21	15-32
200+ yards passing	1-0	21-13	30-30
300+ yards passing	0-0	8-6	15-15
300+ yards total offense	1-0	24-22	37-42
400+ yards total offense	0-0	12-17	18-28
500+ yards total offense	0-0	5-5	9-10
70+ total plays	0-0	12-10	24-26
80+ total plays	0-0	2-6	11-11

#### Fuente Teams' Record When ...

Committing fewer turnovers	1-0	25-5	40-12
Committing more turnovers	0-0	5-20	9-33
Turnovers are the same	0-0	9-1	16-4
Having fewer penalty yards	1-0	25-15	37-21
Having more penalty yards	0-0	13-10	27-27
Penalty yards are even	0-0	0-1	0-1
Leading time of possession	1-0	30-13	45-22
Trailing time of possession	0-0	9-13	20-27

#### Fuente Teams' High & Low Water Marks ...

Largest halftime lead	14	38	56
Largest halftime deficit	-	24	28
Highest number of plays	62	95	97
Lowest number of plays	62	47	47
Opponent highest number of plays	63	100	100
Opponent lowest number of plays	63	47	47
Warmest Game Temperature	77	85°	94°
Coldest Game Temperature	77	37°	37°

#### Fuente Teams' For ...

Day Games	0-0	25-17	37-28
Night Games (5 p.m. kickoff or later)	1-0	14-9	28-21
Games with temperature 49 or below	0-0	8-8	11-11
Games with temperatures in 50s	0-0	6-5	10-10
Games with temperatures in 60s	0-0	9-5	16-9
Games with temperatures in 70s	1-0	13-6	19-11
Games with temperatures in 80s	0-0	3-2	8-5
Games with temperatures in 90s	0-0	0-0	1-3

### TECH'S SPECIAL TEAMS ARE SPECIAL

- Under the guidance of James Shibest, Tech's specialty units have ranked among the nation's best.
- SportSource Analytics ranked Tech's special teams units No. 5 in the nation over the past four seasons.

#### SportSource Analytics

#### FBS Special Teams Rankings 2017-20

1. Appalachian State
2. Kansas State
3. Stanford
4. Memphis
5. VIRGINIA TECH



### TOP 10 HARD HAT FINISHERS

- Ben Hilgart and his staff put the Hokies through a grueling strength and conditioning program. A total of 62 individuals performed at an elite level during Hilgart's regiment and received a coveted hard hat. Junior LB Dax Hollifield was crowned the overall hard hat champion for his exemplary performance throughout winter and spring workouts. The 2021 group represented the most Hokies who have earned the honor since the tradition began.
- The other top 10 finishers were; Luke Bussel, Norell Pollard, Braxton Burmeister, Brock Hoffman, Lecitus Smith, Marco Lee, Josh Fuga, Keshon Artis and Maxx Philpott.



### 2021 "25" Game By Game

Opponent	Honoree
North Carolina	DB Chamarrri Conner
Middle Tennessee	
West Virginia	
Richmond	
Notre Dame	
Pitt	
Syracuse	
Georgia Tech	
Boston College	
Duke	
Miami	
Virginia	

Virginia Tech retired Frank Beamer's No. 25 in 2002. But with Beamer's blessing in 2016, head coach Justin Fuente and his staff paid homage to Tech's legacy of excellence on special teams by selecting a different special teamer each week to wear the honorary Beamer 25 jersey. The response by the team and some of the subsequent performances by players wearing that symbolic number quickly ensured that another Virginia Tech tradition had taken root.

# 25

## JERSEY

### HONOREES

## POWER FIVE WIN LEADERS

### MOST WINS

#### 1995-Present

1. Ohio State	265-55
2. Oklahoma	248-77
3. Alabama	247-81
4. Georgia	238-84
5. LSU	233-82
6. <b>Florida State</b>	<b>229-88</b>
Florida	230-88
8. Wisconsin	228-95
Clemson	228-97
10. <b>Virginia Tech</b>	<b>226-95</b>

### BEST ROAD RECORDS

#### 2003-Present

1. Ohio State	67-16 (.807)
2. Oklahoma	66-16 (.804)
3. Georgia	58-20 (.743)
4. Alabama	56-20 (.736)
5. <b>Virginia Tech</b>	<b>60-30 (.666)</b>

### MOST 10-WIN SEASONS

#### 1999-Present

1. Oklahoma	17
2. Ohio State	15
Alabama	15
4. <b>Virginia Tech</b>	<b>12</b>
TCU	12

### HOKIES' SCORING STREAK

• Virginia Tech has scored in **333** straight games dating back to the 1995 season.

Rk.	School	Years	Games
1.	<b>Florida</b>	<b>1988-</b>	<b>409</b>
2.	Michigan	1984-14	365
3.	BYU	1975-03	361
4.	<b>TCU</b>	<b>1992-</b>	<b>354</b>
5.	<b>Virginia Tech</b>	<b>1995-</b>	<b>334</b>
6.	<b>Georgia</b>	<b>1995-</b>	<b>327</b>
7.	<b>Nebraska</b>	<b>1996-</b>	<b>315</b>
8.	Air Force	1992-17	306
9.	<b>Boise State</b>	<b>1997-</b>	<b>300</b>
10.	<b>Oklahoma</b>	<b>1998-</b>	<b>294</b>
11.	<b>Texas Tech</b>	<b>1997-</b>	<b>292</b>
12.	Tennessee	1994-17	289
13.	Ohio State <sup>^</sup>	1993-16	283
14.	Georgia Tech	1997-19	282
	Texas	1980-04	282
16.	Washington State	1984-08	280
17.	Washington	1981-04	271
18.	Oregon	1985-07	267
19.	Colorado	1988-08	242
20.	Kansas State	1996-15	234

**Bold** = active streak  
<sup>^</sup> = 13 games vacated by NCAA

## 2021 PRESEASON HONORS

### DE Amare Barno

- Preseason All-ACC (Official ACC)
- 2022 Reese's Senior Bowl Watch List

### QB Braxton Burmeister

- 2022 Reese's Senior Bowl Watch List
- Johnny Unitas Golden Arm Award Watch List

### DB Chamarr Conner

- Lott Impact Trophy Watch List

### OL Brock Hoffman

- Allstate AFCA Good Works Team Nominee
- Outland Trophy Watch List
- Wuerffel Trophy Watch List
- 2022 Reese's Senior Bowl Watch List

### LB Dax Hollifield

- 2022 Reese's Senior Bowl Watch List

### TE James Mitchell

- Preseason All-ACC (Official ACC)
- Mackey Award Watch List
- Rotary Lombardi Award List
- 2022 Reese's Senior Bowl Watch List

### LS Oscar Shadley

- Patrick Manely Award Watch List

### OL Lecitus Smith

- 2022 Reese's Senior Bowl Watch List

### WR Tre Turner

- 2022 Reese's Senior Bowl Watch List

### CB Jermaine Waller

- PFF College All-Underrated Team

### Athlon's Preseason All-ACC Team

- Featured 11 Hokies; Barno, Conner, Hoffman, Mitchell, Norell Pollard, Tayvion Robinson, Lecitus Smith, Luke Tenuta, Turner, Jermaine Waller and Jordan Williams.

## 2021 TURNOVER SUMMARY

Date	Opponent	Takeaways	Points Off	Giveaways	Points Off	TO Margin	Points Off Margin
9/3	North Carolina	3	3	2	0	+1	+3
9/11	Middle Tennessee	0	0	0	0	0	0
9/18	West Virginia	0	0	0	0	0	0
9/25	Richmond	0	0	0	0	0	0
10/9	Notre Dame	0	0	0	0	0	0
10/16	Pitt	0	0	0	0	0	0
10/23	Syracuse	0	0	0	0	0	0
10/30	Georgia Tech	0	0	0	0	0	0
11/5	Boston College	0	0	0	0	0	0
11/13	Duke	0	0	0	0	0	0
11/20	Miami	0	0	0	0	0	0
11/27	Virginia	0	0	0	0	0	0
	<b>Totals</b>	<b>3</b>	<b>3</b>	<b>2</b>	<b>0</b>	<b>+1</b>	<b>+3</b>

## 2021 VIRGINIA TECH SUPERLATIVES

<b>Rushes</b>	Jalen Holston	13 vs. UNC (9/3)
<b>Rush Yds</b>	Jalen Holston	49 vs. UNC (9/3)
<b>Rush TDs</b>	Braxton Burmeister	1 vs. UNC (9/3)
<b>Long Run</b>	Braxton Burmeister	18 vs. UNC (9/3)
<b>Pass Atts</b>	Braxton Burmeister	12 vs. UNC (9/3)
<b>Pass Yds</b>	Braxton Burmeister	19 vs. UNC (9/3)
<b>TD Passes</b>	Braxton Burmeister	1 vs. UNC (9/3)
<b>Receptions</b>	Tre Turner	4 vs. UNC (9/3)
<b>Rec. Yds</b>	Raheem Blackshear	66 vs. UNC (9/3)
<b>Rec. TDs</b>	James Mitchell	1 vs. UNC (9/3)
<b>Long Pass</b>	Burmeister-Blackshear	33 vs. UNC (9/3)
<b>INTs</b>	Chamarri Conner	1 vs. UNC (9/3)
	Dax Hollifield	1 vs. UNC (9/3)
	Jermaine Waller	1 vs. UNC (9/3)
<b>Long INT Ret</b>	All were for zero yards	
<b>Tackles</b>	Chamarri Conner	8 vs. UNC (9/3)
<b>Sacks</b>	TyJuan Garbutt	2.0 vs. UNC (9/3)
<b>TFL</b>	Amare Barno	3.5 vs. UNC (9/3)
<b>Long FG</b>	John Parker Romo	48 vs. UNC (9/3)
<b>Long Punt</b>	Peter Moore	51 vs. UNC (9/3)
<b>Long KOR</b>	None	
<b>Long PR</b>	None	

## RECORD-SETTING OFFENSIVE NUMBERS

• Tech set a school-record with a 62.2 completion percentage in 2020 (158 of 254), breaking the previous 62.1 mark set in 2016 (279 of 449).

• Three of the top five seasons for total first downs for Tech over the past 25 years have come with Brad Cornelsen serving as offensive coordinator for the Hokies.

### VIRGINIA TECH FIRST DOWNS, 1996-2020

SEASON	TOTAL	RUSH	PASS	PEN
1. 2016	330	134	172	24
2. 2011	296	146	133	17
3. 2018	290	126	145	19
4. 2010	289	142	126	21
5. 2017	288	126	142	20

• Three of the top five seasons for passing yardage at Tech over the past quarter century have come in the past five years, along with the best two seasons for passing TDs (2016, 2018).

### VIRGINIA TECH PASSING YPG, 1996-2020

SEASON	YPG	YDS	TDs	RATE
1. 2016	261.4	3,660	31	149.8
3. 2018	253.8	3,300	29	140.5
5. 2017	239.5	3,113	21	135.4
4. 2013	236.2	3,071	16	121.2
5. 2012	230.9	3,002	18	114.8

• Three of Tech's best five seasons in terms of TD/INT ratio have come in the past five years under Cornelsen.

### VIRGINIA TECH TD/INT RATIO, 1996-2020

SEASON	RATIO	TDs	INTs
1. 2010	4.80	24	5
2. 2016	3.88	31	8
3. 2019	3.00	24	8
4. 2018	2.90	29	10
5. 1996	2.83	17	6

• Three of the seasons with the fewest turnovers in Tech annals have come over the past five campaigns. The school record of 13 was established in 2010. Tech had only 14 in both 2017 and 2020. VT's 16 gives in 2018 tied as the fifth-lowest tally.

• The Hokies were penalized only 58 times in 2020, tying for the lowest seasonal mark in school history originally set in 1996. Tech's 60 penalties in 2017 were the third-lowest season total dating back to 1996.

## TECH'S SPECIAL TEAMS ARE SPECIAL

• Under the guidance of James Shibest, Tech's specialty units have ranked among the nation's best.

• SportSource Analytics ranked Tech's special teams units No. 5 in the nation over the past four seasons.

### SportSource Analytics

#### FBS Special Teams Rankings, 2017-20

1. Appalachian State
2. Kansas State
3. Stanford
4. Memphis
5. VIRGINIA TECH

• P Oscar Bradburn concluded his career owning the best career punting mark in Tech history (43.5 avg.).

• K Brian Johnson finished his Tech career sixth on the all-time scoring chart with 293 points.

• RB Khalil Herbert posted the fifth-best single-season KO return mark since 1996 (min. 15 atts.) in 2020.

### VIRGINIA TECH KO RETURN AVERAGE, 1996-2020

PLAYER	YEAR	AVG.
1. Dyrrell Roberts	2009	31.9
2. Mike Imoh	2003	30.5
3. Demitri Knowles	2020	28.3
4. Der'Woun Greene	2015	27.4
5. Khalil Herbert	2020	26.9

## THE COMMONWEALTH CUP IS HOME!

• Tech reclaimed the Commonwealth Cup with a 33-15 victory vs. Virginia (12/12/20).

• The Hokies are 20-2 in their last 22 meetings with the Cavaliers and 16-1 in their last 17 contests.

• The next-closest school in terms of in-state dominance over an FBS rival over that span is Oklahoma over Oklahoma State. The Sooners are 18-4 in their last 22 meetings with the Cowboys.



## 2021 VIRGINIA TECH COACHING STAFF

Position	Coach	Year at VT
Head Coach	Justin Fuente	6th
Off. Coord./QBs	Brad Cornelsen	6th
Def. Coord./Safeties	Justin Hamilton	4th
RBs/Off. Rec. Coord.	Adam Lechtenberg	5th
Sp. Teams/Tight Ends	James Shibest	6th
CBs/Pass Game Coord.	Ryan Smith	2nd
Co-Def. Line/Def. Rec.	J.C. Price	1st
Defensive Line	Bill Teerlinck	2nd
Offensive Line	Vance Vice	6th
Wide Receivers	Jafar Williams	3rd
Linebackers	Jack Tyler	5th
Sr. Defensive Analyst	Jon Tenuta	1st
Strength & Conditioning	Ben Hilgart	6th
QC - Offense	Caleb Gelsomino	
Offensive Assistant	Kyle Chung	
GA - Special Teams	Brett Arkelan	
GA - Offense	Matt Hermann	
GA - Defense	Korey Rush	
GA - Defense	Andrew Verboys, Jr.	

## 2021 VIRGINIA TECH FOOTBALL SCHEDULE

Date	Location	Opponent
September 3		NORTH CAROLINA
September 11		MIDDLE TENNESSEE ST.
September 18	at West Virginia	
September 25		RICHMOND
October 2		OPEN
October 9		NOTRE DAME
October 16		PITT
October 23		SYRACUSE
October 30	at Georgia Tech	
November 5	at Boston College	
November 13		DUKE
November 20	at Miami	
November 27	at Virginia	
December 4		ACC Championship Game

## WHAT TO WATCH IN 2021

• Virginia Tech puts the Black Diamond Trophy on the line when the Hokies travel to West Virginia on Sept. 18. It will mark Tech's first visit to Morgantown since 2005. The two teams most recently met at FedExField in 2017 with Tech claiming a 31-24 win (9/3/17). The Hokies have won the last three meetings against their former BIG EAST rivals.

• WR Tre' Turner owns 98 career receptions and needs two more to become the 15th player in Tech history with 100 or more career catches. Turner needs 20 more catches to bypass WR Ricky Scales (113 catches) and break into Tech's all-time top 10 in receptions.

• Tech opens the season with six of its first seven games at home. The Hokies will become the third ACC team to end the season with four of their last five games on the road over the past 30 seasons. Tech is the only ACC team that plays on the road on a short week following a road game in 2021 (HT @ByDavidTeel).

## NFL EXPERIENCE ON DEFENSIVE STAFF

• Four members of Tech's defensive staff own NFL experience. • Defensive coordinator Justin Hamilton was a seventh-round pick of Cleveland in the 2006 NFL Draft.

• Defensive line coach Bill Teerlinck owns eight seasons of NFL coaching experience with Indianapolis (2007-11) and Buffalo (2017-19).

• Co-defensive line coach J.C. Price was a third-round pick of Carolina in the 1996 NFL Draft.

• Director of Player Development - Defense, Pierson Prioleau was a fourth-round pick of San Francisco in the 1999 NFL Draft. He played in 160 regular season NFL games and earned a Super Bowl XLIV ring with New Orleans.

## HOMEGROWN HOKIE COACHES

• Head coach Justin Fuente currently has seven former Virginia Tech players serving in full-time roles on the football staff.

• Tech's on-field coaching staff includes three former players: Justin Hamilton (Defensive Coordinator/Safeties), J.C. Price (Co-Defensive Line/Defensive Recruiting Coordinator) and Jack Tyler (Linebackers). All three played for head coach Frank Beamer and defensive coordinator Bud Foster.

• Other former Tech players associated with the program include: Pierson Prioleau (Director of Player Development - Defense), Kyshoen Jarrett (Asst. Director of Player Personnel), Jeron Gouveia-Winslow (Asst. Director of Player Personnel) and Ryan Shuman (Director of Football Strength & Conditioning).

• Like Hamilton and Tyler, Ryan Smith is also a Virginia native. Smith added defensive passing game coordinator to his duties as cornerbacks coach in 2021.

# HOKIES TOP THE CHARTS

▪ Whether it's sacks, INTs, ACC wins or accolades in the NFL Draft, Virginia Tech consistently appears toward the top of the charts.

## POWER FIVE LEADERS MOST DBS DRAFTED, 2002-21

1. Ohio State	29
2. LSU	26
Florida	26
4. Alabama	25
<b>5. VIRGINIA TECH</b>	<b>23</b>
6. Miami	22
7. Georgia	21

## ACC COASTAL LEADERS MOST ACC WINS, 2012-21

<b>1. VIRGINIA TECH</b>	<b>78</b>
2. Miami	26
3. North Carolina	26
Pitt	25
5. Georgia Tech	23
6. Duke	22
7. Virginia	21

## MOST SACKS, 1996-2020

<b>1. VIRGINIA TECH</b>	<b>935.0</b>
2. Clemson	915.0
3. Ohio State	892.0
4. Florida State	889.0
5. USC	886.0
6. Penn State	879.0
7. TCU	850.0
8. Boise State	831.0
9. Texas	824.0
10. Miami	813.0

## MOST INTS, 1996-2020

<b>1. VIRGINIA TECH</b>	<b>409</b>
2. Florida	402
3. Ohio State	401
4. Oregon	390
5. USC	380
6. West Virginia	377
Boise State	377
8. Alabama	375
9. Boston College	372
10. Iowa	371

# THE VT BOWL STREAK

- A historic 27-season run came to an end in 2020 after the program did not participate in a bowl game for the first time in recent memory.
- Tech's 27-year run ranks fourth all-time in the annals of college football history only eclipsed by Michigan, Nebraska and Florida State.

Rk.	School	Yrs	Seasons
1.	Florida State	36	1982-2017
2.	Nebraska	35	1969-2003
3.	Michigan	33	1975-2007
<b>4.</b>	<b>Virginia Tech</b>	<b>27</b>	<b>1993-2019</b>
5.	Alabama	25	1959-1983

# TURNER SET TO JOIN ELITE GROUP

- Only 14 men have reached 100 career receptions in a VT uniform, a feat that junior WR Tré Turner is set to reach early in 2021.
- The Greensboro, N.C. native owns 98 after posting 34 receptions in each of the past two seasons and a team-best four in the season opener against UNC. 'Big Play Tré' has scored 15 career TDs (11 receiving, 4 rushing).

## VT Career Receiving Leaders

Player	Years	Rec	TD	Yards
Cam Phillips	2014-2017	236	17	3,027
Isaiah Ford	2014-2016	210	24	2,967
Jarrett Boykin	2008-2011	184	18	2,884
Danny Coale	2008-2011	165	8	2,658
Bucky Hodges	2014-2016	133	20	1,747
Ernest Wilford	2000-2003	126	11	2,052
Josh Morgan	2004-2007	122	16	1,817
Antonio Freeman	1991-1994	120	22	2,200
Eddie Royal	2004-2007	119	12	1,778
Ricky Scales	1972-1974	113	18	2,272
Marcus Davis	2009-2012	105	13	1,827
Andre Davis	1998-2001	103	18	1,986
Mike Giacalone	1979-1982	103	10	1,384
Myron Richardson	1986-1989	102	9	1,546
<b>Tré Turner</b>	<b>2018-present</b>	<b>98</b>	<b>11</b>	<b>1,681</b>

# ACTIVE STARTS CHART

	2021	Streak	Career
Eli Adams (DL)	0	0	2
Amaré Barno (DE)	1	7	7
Raheem Blackshear (RB)	1	1	6
Braxton Burmeister (QB)	1	2	5
Armani Chatman (DB)	0	0	9
Chamarri Conner (NICK)	1	25	25
Drake DeJuliis (TE)	0	0	2
Silas Dzansi (OL)	1	1	17
Nick Gallo (TE)	1	2	6
TyJuan Garbutt (DE)	1	1	17
Jaylen Griffin (DE)	0	0	1
Brock Hoffman (OL)	1	12	12
Dax Hollifield (LB)	1	3	26
Jalen Holston (RB)	0	0	2
Keonta Jenkins (DB)	1	1	3
Matt Johnson (LB)	0	0	1
Mario Kendricks (DT)	1	1	2
Keshawn King (RB)	0	0	1
Tyler Matheny (DB)	0	0	2
James Mitchell (TE)	1	4	19
Kaden Moore (OL)	1	1	1
Brion Murray (DB)	0	0	9
Nasir Peoples (DB)	1	1	1
Norell Pollard (DT)	1	12	14
Tayvion Robinson (WR)	1	13	19
Oscar Shadley (LS)	0	10	36
Kaleb Smith (WR)	0	0	9
Lecitus Smith (OL)	1	18	28
Dorian Strong (CB)	1	2	6
Luke Tenuta (OL)	1	8	15
Nadir Thompson (DB)	0	0	1
Alan Tisdale (LB)	1	1	6
Tré Turner (WR)	1	2	27
J.R. Walker (DB)	0	0	1
Jermaine Waller (DB)	1	1	13

# LONGEST ACTIVE STREAKS

- Chamarri Conner (NICK) - 25
- Lecitus Smith (OL) - 18
- Tayvion Robinson (WR) - 13
- Brock Hoffman (OL) - 12
- Norell Pollard (DT) - 12

# HOKIES ON CURRENT NFL ROSTERS

(as of September 5, 2021)

Player	Years at VT	Pos.	NFL Team
Duane Brown	2004-07	T	Seattle
Chuck Clark	2013-16	S	Baltimore
Christian Darrisaw	2018-20	T	Minnesota
Divine Deablo	2016-20	LB	Las Vegas
Terrell Edmunds	2015-17	S	Pittsburgh
Tremaine Edmunds	2015-17	LB	Buffalo
Trey Edmunds (PS)	2013-15	RB	Pittsburgh
Brandon Facyson (PS)	2013-17	CB	L.A. Chargers
Caleb Farley	2018-19	CB	Tennessee
Isaiah Ford	2014-16	WR	Miami
Kendall Fuller	2013-15	CB	Washington
Kyle Fuller	2010-13	CB	Denver
Khalil Herbert	2020	RB	Chicago
Jarrod Hewitt (PS)	2017-20	DT	Seattle
Brian Johnson (PS)	2017-20	K	Chicago
Dalton Keene (IR)	2017-19	TE	New England
Yosh Nijman	2015-18	T	Green Bay
Tim Settle	2016-17	DT	Washington
Tyrod Taylor	2007-2010	QB	Houston
Wyatt Teller	2014-17	G	Cleveland
Logan Thomas	2010-13	TE	Washington

# Hokies in the NFL

## NFL DRAFT HISTORY

Tremaine (left) and Terrell Edmunds (right) made history in the 2018 NFL Draft by becoming the only pair of brothers to ever be selected in the first round of the same NFL Draft. Tremaine was the 16th overall selection by Buffalo, while Terrell was introduced by Ryan Shazier as the 28th overall pick by Pittsburgh. Eldest brother, Trey, is a running back for the Pittsburgh Steelers. Draft photos courtesy of the NFL.



## NO.1 OVERALL PICKS



### MICHAEL VICK

#1 Overall Pick – 2001 NFL Draft

- Four-time Pro Bowl selection
- 143 regular season NFL games (115 starts)
- Most career rushing yards by a QB in NFL history (6,109)
- #7 jersey retired by Virginia Tech

### BRUCE SMITH

#1 Overall Pick – 1985 NFL Draft

- Pro Football Hall of Fame – Class of 2009
- NFL's all-time sack leader – 200.0 career
- #78 retired by both Virginia Tech & Buffalo Bills
- Four Super Bowls, 11 Pro Bowls and 9-time All-Pro selection
- Two-time AP NFL Defensive Player of the Year




Photos of G Wyatt Teller, CB Kyle Fuller, S Chuck Clark and QB Tyrod Taylor

# BRUCE ARIANS




A VIRGINIA TECH SUCCESS STORY

**TWO-TIME NFL COACH OF THE YEAR  
THREE-TIME SUPER BOWL CHAMPION**

- Associated Press NFL Coach of the Year — Indianapolis Colts (2012)
- Associated Press NFL Coach of the Year — Arizona Cardinals (2014)
- Super Bowl XL Champion — Wide Receivers, Pittsburgh Steelers (2005)
- Super Bowl XLIII Champion — Offensive Coordinator, Pittsburgh Steelers (2009)
- Super Bowl LV Champion — Head Coach, Tampa Bay Buccaneers (2020)



Former Tech QB Bruce Arians has a penchant for getting the best out of passers at the pro level with his notable pupils including Super Bowl champions Peyton Manning and Ben Roethlisberger, as well as the likes of Carson Palmer and Andrew Luck. He returned to the NFL head coaching ranks in 2019 with Tampa Bay. Arians (left) was joined at training camp by fellow Virginia Tech alumni Kevin Jones, Cody Grimm and Nick Rapone in 2019.



## ARIANS' FOOTBALL ODYSSEY

1971-74	Virginia Tech	Quarterback
1975-76	Virginia Tech	Graduate Assistant
1977	Virginia Tech	Running Backs
1978-80	Mississippi State	RBs/Wide Receivers
1981-82	Alabama	Running Backs
1983-88	Temple	Head Coach
1989-92	Kansas City Chiefs	Running Backs
1993-95	Mississippi State	Offensive Coordinator
1996	New Orleans Saints	Tight Ends
1997	Alabama	Offensive Coordinator
1998-00	Indianapolis Colts	Quarterbacks
2001-03	Cleveland Browns	Offensive Coordinator
2004-06	Pittsburgh Steelers	Wide Receivers
2007-11	Pittsburgh Steelers	Offensive Coordinator
2012	Indianapolis Colts	Offensive Coord./Interim Head Coach
2013-17	Arizona Cardinals	Head Coach
2018	CBS Sports	NFL Analyst
2019-Present	Tampa Bay Buccaneers	Head Coach



## POSITION NOTES

### QUARTERBACKS

#### 3 BRAXTON BURMEISTER

• QB | 6-1 | 205 | r-Jr.

La Jolla, Calif. (La Jolla Country Day/Oregon)

- Owns a 4-1 record as Virginia Tech's starting QB.
- Completed 12 of 19 passes for 169 yards and an 11-yard touchdown in a 17-10 win over North Carolina (9/3). Also rushed for 42 yards and a four-yard touchdown.
- Threw for a career-high 212 yards, leading Tech to a 33-15 win vs. Virginia (12/12/20). Completed 15 of 22 passes, including a 60-yard TD pass to WR Tavvion Robinson. He also rushed for 36 yards.
- Completed 10 passes for 127 yards vs. Clemson (12/5) and rushed for six yards in a reserve role.
- Started at UNC (10/10/20), rushing 11 times for career-high 51 yards with an eight-yard TD.
- Started in a 38-31 win at Duke (10/3/20), accounted for three total TDs. Completed nine passes for 163 yards and rushed 14 times for 43 yards with two TDs (2 and 14 yards). Also threw a 12-yard TD to TE James Mitchell.
- Made his initial start for the Hokies in a 45-24 win vs. NC State (9/26/20). Completed seven passes for 106 yards and rushed the ball nine times for 46 yards.
- Was unable to see game action in 2019 after his appeal to the NCAA for immediate eligibility was denied. Practiced with the squad and redshirted.

**At Oregon (2017-18):** Played in four games as a sophomore at Oregon in 2018, completing five of 10 passes and rushing for 29 yards ... Made five starts and played in seven games as a true freshman in 2017, completing 44 of 77 passes for 330 yards with two touchdowns and six interceptions ... Also rushed for 102 yards and three TDs ... Connected on 15 of 27 passes for 145 yards, highlighted by his first career TD pass in his first career start vs. No. 11 Washington State (10/7/17) ... Scored on a pair of rushing touchdowns while completing 15 passes for 74 yards at UCLA (10/21/17) ... Completed nine of 12 passes for 47 yards and a TD in a 41-20 win vs. Utah (10/28/17) ... Father, Dan, played linebacker at North Carolina (1983-86) and prepped at Oakton High School, the same alma mater as current Tech linebackers coach, Jack Tyler.

#### PASSING STATS

YEAR	GP/GS	EFFIC.	CMP	ATT	PCT.	YDS	TD	LNG	INT
2017	7/5	86.10	44	77	57.1	330	2	39	6
2018	4/0	86.12	5	10	50.0	43	0	16	0
2020	7/4	131.32	48	84	57.1	687	2	60	1
2021	1/1	144.72	12	19	63.2	169	1	34	1
<b>TOTALS</b>	<b>19/10</b>	<b>111.97</b>	<b>109</b>	<b>190</b>	<b>57.4</b>	<b>1229</b>	<b>5</b>	<b>60</b>	<b>8</b>

#### RUSHING STATS

YEAR	ATT	YDS	YPC	LNG	TD
2017	64	102	1.6	18	3
2018	7	29	4.1	11	0
2020	46	182	4.0	22	2
2021	9	42	4.7	18	1
<b>TOTALS</b>	<b>126</b>	<b>355</b>	<b>2.8</b>	<b>22</b>	<b>6</b>

#### CAREER HIGHS

**Completions** 15 (2x) last vs. Virginia (12/12/20)  
**Attempts** 27 vs. Washington State (10/7/17)  
**Passing TDs** 1 (5x) last vs. UNC (9/3/21)  
**Passing Yards** 212 vs. Virginia (12/12/20)  
**Rushing Attempts** 16 at UCLA (10/21/17)  
**Rushing Yards** 51 at UNC (10/10/20)  
**Rushing TDs** 2 (2x) last at Duke (10/3/20)

### 12 KNOX KADUM

• QB | 6-3 | 185 | r-Fr.  
 Rome, Ga. (Rome)

- Made his first career appearance vs. Clemson (12/5/20), passing for 68 yards and adding 19 yards on the ground.
- Did not see game action during the 2019 season and redshirted.
- A three-star recruit by 247 Sports' composite ranking.
- As a senior at Rome, he threw for 1,633 yards with 21 touchdowns and no INTs, while also rushing for 619 yards and 11 touchdowns.
- Over his four-year career as a starter he completed 64.5 percent of his passes for 7,400 yards with 76 touchdowns and 15 interceptions and also rushed for 2,414 yards and 37 touchdowns.
- Led Rome to back-to-back state championships in 2016 and 2017.
- Finished his high school career with a 49-6 record as a starter.

#### PASSING STATS

YEAR	GP/GS	EFFIC.	CMP	ATT	PCT.	YDS	TD	LNG	INT
2020	1/0	161.87	4	6	66.7	68	0	47	0

#### RUSHING STATS

YEAR	ATT	YDS	YPC	LNG	TD
2020	6	24	4.0	19	0

#### CAREER HIGHS

**Completions** 4 vs. Clemson (12/5/20)  
**Attempts** 6 vs. Clemson (12/5/20)  
**Passing Yards** 68 vs. Clemson (12/5/20)  
**Long Completion** 47 vs. Clemson (12/5/20)  
**Rushing Attempts** 6 vs. Clemson (12/5/20)  
**Rushing Yards** 24 vs. Clemson (12/5/20)  
**Long Run** 19 vs. Clemson (12/5/20)

### 4 CONNOR BLUMRICK

• QB | 6-5 | 215 | Jr.

Pearland, Texas (Pearland/Texas A&M)

**At Texas A&M (2017-20):** Played in 18 games the past three seasons at Texas A&M ... Ran the ball 10 times for 48 yards, while completing one pass for eight yards ... Also saw duty on special teams and recovered a muffed punt in last season's 20-7 win vs. LSU (11/28/20) ... Redshirted for the Aggies in 2017.

#### PASSING STATS

YEAR	GP/GS	EFFIC.	CMP	ATT	PCT.	YDS	TD	LNG	INT
2018	1/0	100.0	1	1	100	8	0	8	0

#### RUSHING STATS

YEAR	ATT	YDS	YPC	LNG	TD
2018	3	20	6.7	19	0
2019	7	28	4.0	11	0
<b>TOTALS</b>	<b>10</b>	<b>48</b>	<b>4.8</b>	<b>19</b>	<b>0</b>

#### CAREER HIGHS

**Completions** 1 vs. Northwestern State (8/30/18)  
**Attempts** 1 vs. Northwestern State (8/30/18)  
**Passing Yards** 8 vs. Northwestern State (8/30/18)  
**Rushing Attempts** 3 (2x), last vs. UTSA (11/2/19)  
**Rushing Yards** 20 vs. Northwestern State (8/30/18)

### RUNNING BACKS

#### 0 JALEN HOLSTON

• RB | 5-11 | 215 | r-Jr.

Stockbridge, Ga. (Stockbridge)

- Led the team with 13 rushes for 49 yards vs. North Carolina (9/3).
- Played in 10 games in 2020, registering 70 carries for 226 yards and three TDs.
- Rushed 14 times for a career-high 58 yards vs. Virginia (12/12/20).
- Caught a career-long 47-yard pass vs. Clemson (12/5/20).
- Had four carries for 36 yards vs. Miami (11/14/20) with a career-high two rushing TDs (8 yards, 1 yard). Also caught a career-high two passes for 11 yards.
- Rushed once for 12 yards vs. Liberty (11/7/20).
- Did not play at Louisville (10/31/20).
- Returned a kickoff for 18 yards at Wake Forest (10/24/20).
- Was not available to play vs. Boston College (10/17/20).
- Rushed once for 12 yards at UNC (10/10/20).
- Played on the special teams units vs. Duke (10/3/20).
- Rushed five times for 42 yards vs. NC State (9/26/20).
- Missed the last 12 games of the 2019 season after suffering an injury at Boston College (8/31/19).
- Posted 40 rushing yards on 10 carries vs. Cincinnati (12/31/18).
- Had four carries for 54 yards and a career-long 40-yard rushing touchdown vs. Marshall (12/1/18).
- Carried the ball six times for 33 yards vs. Miami (11/17/18).
- Registered 41 rushing yards on eight carries at Pitt (11/10/18).
- Had five carries for 29 yards with a one-yard TD run vs. Georgia Tech (10/25/18).
- Ran 10 times for 47 yards vs. William & Mary (9/8/18).
- Played in 12 games with one start in 2017.

#### CAREER STATS

YEAR	GP/GS	ATT	YDS	YPC	LNG	TD	REC	YDS	YPC	TD
2017	12/1	70	226	3.2	14	3	1	-1	-1.0	0
2018	12/1	57	281	4.9	40	2	4	21	2.3	0
2019	1/0	6	19	3.2	10	0	0	0	0.0	0
2020	10/0	40	189	4.7	23	2	3	58	19.3	0
2021	1/0	13	49	3.8	8	0	0	0	0.0	0
<b>TOTALS</b>	<b>36/2</b>	<b>186</b>	<b>764</b>	<b>4.1</b>	<b>40</b>	<b>7</b>	<b>8</b>	<b>78</b>	<b>9.8</b>	<b>0</b>

#### CAREER HIGHS

**Rushes** 14 vs. Virginia (12/12/20)  
**Rushing Yards** 58 vs. Virginia (12/12/20)  
**Rushing TDs** 2 vs. Miami (11/14/20)  
**Long Rush** 40 vs. Marshall (12/1/18)  
**Receptions** 2 vs. Miami (11/14/20)  
**Receiving Yards** 47 vs. Clemson (12/5/20)

## 5 RAHEEM BLACKSHEAR

• **RB | 5-9 | 198 | R-Jr.**

**Philadelphia, Pa. (Archbishop Woods Catholic/Rutgers)**

- Rushed 11 times for 16 yards vs. North Carolina (9/3). Also caught three passes for a team-high 66 receiving yards.
- Played in 11 games in 2020, rushing 68 times for 255 yards with two TDs. Also collected 18 catches for 154 yards.
- Made four catches for 68 yards, including a season-long 42-yard reception vs. Clemson (12/5/20).
- Started at RB and rushed six times for two yards and had two catches for 16 yards vs. Miami (11/14/20). Also returned two punts for 21 yards.
- Had nine carries for 33 yards vs. Liberty (11/7/20) and also caught a season-high four receptions for 30 yards.
- Rushed seven times for 34 yards at Louisville (10/31/20).
- Carried the ball 11 times for 34 yards at Wake Forest (10/24/20) and had a 19-yard reception.
- Rushed for 33 yards on three carries, including a 28-yard TD run vs. Boston College (10/17/20).
- Rushed eight times for 33 yards at UNC (10/10/20).
- Rushed 13 times for 47 yards at Duke (10/3/20) and also returned one punt.
- Made his first appearance in Tech uniform vs. NC State (9/26/20). Rushed eight times for 28 yards and a touchdown.

**At Rutgers (2017-19):** Played in 27 games (14 starts) at Rutgers, rushing 211 times for 912 yards with six touchdowns and three 100-yard games ... Also caught 80 passes for 810 yards with six TDs, recording a trio of 100-yard games ... Returned 30 kickoffs for 518 yards (17.3 avg.) ... Totaled 2,239 career all-purpose yards for the Scarlet Knights ... Started the first four games of the 2019 season, rushing 29 times for 88 yards ... Despite only playing in those four games, still ranked second on the team with 29 receptions for 310 yards with two TDs and a pair of 100-yard performances ... Had nine receptions for 130 receiving yards, including a 74-yard TD vs. Boston College (9/21/19) ... Recorded 165 all-purpose yards vs. UMass (8/30/19), including 126 receiving yards on nine receptions with one TD ... Earned a spot on the Paul Hornung Award watch list prior to 2019 season ... Named to Academic All-Big Ten team in 2018 and 2019 ... Ran a career-high 22 times for a career-high 102 yards with one TD vs. Penn State (11/17/18) ... Posted 19 carries for 102 yards at Kansas (9/15/18) ... In his second collegiate game ran 14 times for 102 yards with a career-best two TDs vs. Morgan State (9/16/17) ... Honorable mention Big Ten Network All-Freshman team in 2017 ... Played in 12 games with one start in 2017, registering 70 carries for 226 yards and three touchdowns.

### CAREER STATS

YEAR	GP/GS	ATT	YDS	YPC	LNG	TD	REC	YDS	YPC	TD
2017	11	39	238	6.1	41	3	7	133	19.0	2
2018	12	143	586	4.1	36	3	44	367	8.3	2
2019	4	29	88	3.0	8	0	29	310	10.7	2
2020	11/4	68	255	3.8	28	2	18	154	8.5	0
2021	1/1	11	16	1.5	11	0	3	66	22.0	0
<b>TOTALS</b>	<b>39</b>	<b>290</b>	<b>1183</b>	<b>4.1</b>	<b>41</b>	<b>8</b>	<b>101</b>	<b>1030</b>	<b>10.2</b>	<b>6</b>

### KICKOFF RETURN STATS

YEAR	NO	YDS	AVG	TD	LNG
2017	20	334	16.7	0	44
2018	10	184	18.4	0	25
2019	0	0	0.0	0	-
2020	1	22	22.0	0	22
<b>TOTALS</b>	<b>31</b>	<b>540</b>	<b>17.4</b>	<b>0</b>	<b>44</b>

### PUNT RETURN STATS

YEAR	NO	YDS	AVG	TD	LNG
2017	0	0	0.0	0	-
2018	1	-1	-1.0	0	-1.0
2019	0	0	0.0	0	-
2020	3	20	6.7	0	21
<b>TOTALS</b>	<b>4</b>	<b>19</b>	<b>4.8</b>	<b>0</b>	<b>21</b>

### CAREER HIGHS

**Rushes** 22 vs. Penn State (11/17/18)  
**Rushing Yards** 102 (3x) last vs. Penn State (11/17/18)  
**Rushing TDs** 2 vs. Morgan State (9/26/17)  
**Long Rush** 41 at Illinois (10/14/17)  
**Receptions** 9 (2x) last vs. Boston College (9/21/19)  
**Receiving Yards** 162 at Wisconsin (11/3/18)  
**Long Reception** 74 vs. Boston College (9/21/19)  
**Punt Returns** 4 vs. Pitt (11/23/19)  
**Punt Return Yards** 62 at Virginia (11/29/19)  
**Long Punt Return** 35 at Virginia (11/29/19)

### CAREER 100-YARD RUSHING GAMES (3)

ATT	YDS	AVG	TDS	OPP
12	102	7.3	2	vs. Morgan State (9/16/17)
19	102	5.4	0	at Kansas (9/15/18)
22	102	4.6	1	vs. Penn State (11/17/18)

### CAREER 100-YARD RECEIVING GAMES (3)

ATT	YDS	AVG	TDS	OPP
8	162	20.3	1	at Wisconsin (11/3/18)
9	126	14.0	1	vs. UMass (8/30/19)
9	130	14.4	1	vs. Boston College (9/21/19)

## 23 KESHAWN KING

• **RB | 5-11 | 180 | So.**

**Orange Park, Fla. (Oakleaf)**

- Totaled three rushes for two yards vs. North Carolina (9/3).
- Saw duty in three games in 2020, primarily on special teams.
- Played on the special teams units vs. Duke (10/3/20).
- Recorded 25 yards on the ground on seven carries in the Belk Bowl vs. Kentucky (12/31/19). Also caught a pass for five yards and returned a kick for 21 yards.
- Had three carries for 11 yards at Virginia (11/29/19).
- Registered two kickoff returns for 62 yards which included a career-best 43-yard return.
- Rushed the ball three times for no yards vs. Pitt (11/23/19).
- Had seven rushes for 29 yards and a two-yard TD at Georgia Tech (11/16/19). Also had two receptions for 82 yards, including a career-long 64-yard reception.
- Had seven carries for 35 yards against Wake Forest (11/9/19). Also had one reception for eight yards and returned two kickoffs.
- Hauled in a career-long 40-yard reception vs. Rhode Island (10/12/19) and rushed six times for 30 yards.
- Ran 12 times for 19 yards at Miami (10/5/19) and registered a 28-yard kickoff return.
- Rushed for 16 yards vs. Duke (9/27/19).
- Rushed a career-high 12 times for a career-high 119 yards, including a 54-yard run, the longest of his career vs. Furman. Also caught two passes for 16 yards (9/14/19).
- Scored his first career rushing touchdown and ran for 23 yards vs. Old Dominion (9/7/19).

- Played in his first career game, rushing 10 times for 33 yards and making one reception for three yards at Boston College (8/31/19).
- A four-star recruit according to 247 Sports' composite ranking.
- Ran for nearly 4,800 yards in three seasons at Oakleaf.
- Posted 2,017 rushing yards and 31 total touchdowns as a senior.

### CAREER STATS

YEAR	GP/GS	ATT	YDS	YPC	LNG	TD	REC	YDS	YPC	TD
2019	11/1	79	340	4.3	54	2	8	154	19.3	0
2020	3/0	0	0	0.0	-	0	0	0	0.0	0
2021	1/0	3	2	0.7	1	0	0	0	0.0	0
<b>TOTALS</b>	<b>15/1</b>	<b>82</b>	<b>342</b>	<b>4.2</b>	<b>54</b>	<b>2</b>	<b>8</b>	<b>154</b>	<b>19.3</b>	<b>0</b>

### KICKOFF RETURN STATS

YEAR	NO	YDS	AVG	TD	LNG
2019	6	168	28.0	0	43

### CAREER HIGHS

**Rushes** 12 (2x) last at Miami (10/5/19)  
**Rushing Yards** 119 vs. Furman (9/14/19)  
**Rushing TDs** 1 (2x) last at Georgia Tech (11/16/19)  
**Long Rush** 54 vs. Furman (9/14/19)  
**Receptions** 2 (2x) last at Georgia Tech (11/16/19)  
**Receiving Yards** 82 at Georgia Tech (11/16/19)  
**Long Reception** 64 at Georgia Tech (11/16/19)  
**Kickoff Return Yards** 62 at Virginia (11/29/19)  
**Long Kickoff Return** 43 at Virginia (11/29/19)

## 8 MARCO LEE

• **RB | 5-11 | 227 | Jr.**

**Columbus, Ga. (Hardaway/Coffeyville CC)**

- Rushed three times for 16 yards vs. Clemson (12/5/20).
- Saw reserve duty at Pitt (11/21/20).
- Played running back for head coach Jeff Leiker at Coffeyville Community College in Coffeyville, Kansas.
- Rushed for 820 yards and five touchdowns during the 2019 season for the Red Ravens and rushed for 1,232 yards and nine TDs in his two-year Coffeyville career.
- Region 1-A Co-Player of the Year as a senior at Hardaway, rushing for 1,570 yards and 16 touchdowns.

### CAREER STATS

YEAR	GP/GS	ATT	YDS	YPC	LNG	TD	REC	YDS	YPC	TD
2020	2/0	3	16	5.3	7	0	0	0	0.0	0

### CAREER HIGHS

**Rushes** 3 vs. Clemson (12/5/20)  
**Rushing Yards** 16 vs. Clemson (12/5/20)  
**Long Rush** 7 vs. Clemson (12/5/20)

## WIDE RECEIVERS

### 11 TRE TURNER

• **WR | 6-2 | 190 | Jr.**

**Greensboro, N.C. (Northwest Guilford)**

### 2020 Honors

All-ACC Second Team (PFF College)

- Owns 98 career receptions, two away from becoming the 15th player in Tech history with 100+ receptions.
- Recorded four receptions for 64 yards, including a 34-yarder, vs. North Carolina (9/3). Also had a 12-yard rush.
- Started 10 games, finishing second on the squad



with 34 receptions for 529 yards and tied for second with three receiving TDs.

- Also carried the ball nine times for 60 yards with two TDs.
- Made three receptions for 25 yards and added a six-yard rushing touchdown vs. Virginia (12/12/20).
- Did not play vs. Clemson (12/5/20).
- Recorded a career-high two receiving TDs (55, seven yards) as part of a three-catch, 74-yard effort at Pitt (11/21/20).
- Caught five passes for 86 yards vs. Miami (11/14/20).
- Had season-high six receptions for a season-best 90 yards vs. Liberty (11/7/20). Registered his first receiving TD of the season on a 12-yard catch.
- Recorded four receptions for 71 receiving yards at Louisville (10/31/20) and had a one-yard rushing TD.
- Led the Hokies with five receptions for 61 yards at Wake Forest (10/24/20).
- Made two receptions for 51 yards with a long of 36 yards at UNC (10/10/20).
- Caught three passes for 47 yards at Duke (10/3/20), and added a five-yard rush.
- Rushed for 53 yards including a 51-yarder and made one reception for 16 yards vs. NC State (9/26/20).
- Caught two passes for 13 yards and had an 11-yard carry in the Belk Bowl vs. Kentucky (12/31/19).
- Registered a 61-yard touchdown reception at Virginia (11/29/19). Finished the game with seven catches for a career-best 134 yards and three carries for 25 yards.
- Had three receptions for 30 yards and a three-yard TD and also ran the ball four times for 18 yards vs. Pitt (11/23/19).
- Caught one pass for 39 yards at Georgia Tech (11/16/19) and had two rushes for 46 yards.
- Caught two passes for 30 yards vs. Wake Forest (11/9/19). Ran the ball four times for a career-high 73 yards, including a career-long 57-yard scamper.
- Had two receptions for 58 yards at Notre Dame (11/2/19).
- Made five receptions for a career-high 106 yards including a 55-yard TD vs. North Carolina (10/19/19).
- Did not play due to injury at Miami (10/5/19) and vs. Rhode Island (10/12/19).
- Caught four passes for 29 yards and a TD vs. Furman (9/14/19) and rushed five times for 68 yards with a 29-yard TD.
- Had three catches for 60 yards, including a 32-yard reception vs. Old Dominion (9/7/19).
- Caught a career-high five passes for 49 yards at Boston College (8/31/19).
- Finished third on the squad with 535 receiving yards and four TD catches in 2018.
- Led the Hokies with 99 receiving yards on three receptions to go along with 45-yard TD catch vs. Marshall (12/1/18).
- Racked up 112 yards of total offense (43 rushing, 69 receiving), caught a seven-yard TD and blocked a punt that was recovered for a TD vs. Virginia (11/23/18).
- Caught four passes for 80 yards and registered his first career rushing TD on a 20-yard run vs. Miami (11/17/18).
- Caught a 14-yard TD pass vs. Boston College (11/3/18).
- Had 62 receiving yards on two catches including a 46-yard TD grab, the first of his career, vs. Georgia Tech (10/25/18).
- Caught a 26-yard reception at Florida State (9/3/18).

- Missed the second half of his high school season due to a shoulder injury.
- Also played basketball at Northwest Guilford and was the 2016 HSXTRA Player of the Year.
- Brother, P.J. Hairston, played basketball at North Carolina and was a first-round draft pick of the Charlotte Hornets.

#### CAREER STATS

YEAR	GP/GS	ATT	YDS	YPC	LNG	TD	REC	YDS	YPC	TD
2018	12/5	8	101	12.6	43	1	26	535	20.6	4
2019	11/11	24	231	9.6	57	1	34	553	16.3	4
2020	10/10	9	60	6.7	51	2	34	529	15.6	3
2021	1/1	1	12	12.0	12	0	4	64	16.0	0
<b>TOTALS</b>	<b>34/27</b>	<b>42</b>	<b>404</b>	<b>9.6</b>	<b>57</b>	<b>4</b>	<b>98</b>	<b>1681</b>	<b>17.2</b>	<b>11</b>

#### CAREER HIGHS

<b>Receptions</b>	7 at Virginia (11/29/19)
<b>Receiving Yards</b>	134 at Virginia (11/29/19)
<b>Receiving TDs</b>	2 at Pitt (11/21/20)
<b>Long Reception</b>	61 at Virginia (11/29/19)
<b>Rush Attempts</b>	5 vs. Furman (9/14/19)
<b>Rushing Yards</b>	73 vs. Wake Forest (11/11/19)
<b>Long Rush</b>	57 at Georgia Tech (11/16/19)

#### CAREER 100-YARD RECEIVING GAMES (2)

REC	YDS	YPC	TDS	OPP
5	106	21.2	1	vs. UNC (10/19/19)
7	134	19.1	1	at Virginia (11/29/19)

### 9 TAYVION ROBINSON

• **WR | 5-10 | 187 | So.**

**Virginia Beach, Va. (Cox)**

- Owns 998 career receiving yards, just two yards away from hitting the 1,000-yard mark.
- Caught one pass for two yards and rushed twice for 25 yards vs. North Carolina (9/3). Also registered one punt return.
- Started all 11 games at WR, leading the squad with 38 receptions for 592 yards and tied for second on the team with three TDs.
- Had a career-high 98 receiving yards on five catches, including a 61-yard TD reception, vs. Virginia (12/12/20).
- Caught three passes for 53 yards including a 48-yard reception vs. Clemson (12/5/20).
- Made a season-high five receptions for 42 yards and added a five-yard rush vs. Miami (11/14/20).
- Caught four passes for 46 yards vs. Liberty (11/7/20) and returned two punts for 17 yards.
- Made two receptions for 53 yards and had a 28-yard rush at Louisville (10/31/20).
- Caught three passes for 32 yards at Wake Forest (10/24/20).
- Made two receptions for 29 yards and had a 12-yard rush vs. Boston College (10/17/20).
- Had four catches for 45 yards with a long of 33 yards and a touchdown at UNC (10/10/20) and threw a 20-yard pass to QB Hendon Hooker, his first collegiate completion.
- Made two receptions for 85 yards, including a 56-yarder at Duke (10/3/20). Ran the ball once for a 10-yard gain.
- Caught four passes for 40 yards and a touchdown vs. NC State (9/26/20).
- Had two receptions in the Belk Bowl vs. Kentucky (12/3/19) for 18 yards. Also carried the ball once for five yards and registered an 11-yard punt return.
- Caught three passes for 45 yards and returned three punts for 62 yards at Virginia (11/29/19). Registered a career-long 35-yard punt return.
- Had one rush for 32 yards and two receptions

including a career-best 71-yarder vs. Pitt (11/23/19).

- Had one rush for a career-long 49 yards at Georgia Tech (11/16/19). Returned three punts for 34 yards in the game.
- Returned the first two punts of his career for a total of 44 yards vs. Wake Forest (11/9/19), including a 33-yarder.
- Made one catch for 22 yards vs. North Carolina (10/19/19).
- Had four receptions for 48 yards vs. Rhode Island (10/12/19).
- Made one catch for seven yards at Miami (10/5/19).
- Had four catches for 25 yards vs. Duke (9/27/19).
- Had four catches for 31 yards vs. Furman, also had a 21-yard rush (9/14/19).
- Had a 32-yard reception vs. Old Dominion. (9/7/19) and rushed for the first time in his career, finished the game with four catches for 62 yards
- Played and started his first career game at Boston College (8/31/19), catching six passes for 72 yards and a touchdown.
- A four-star recruit according to 247 Sports' composite ranking.
- Earned first-team All-Tidewater accolades in both football and basketball as a junior.
- Racked up 1,635 total yards as a junior with 21 touchdowns at quarterback, running back and wide receiver.
- Nicknamed "Sweet Feet."

#### CAREER STATS

YEAR	GP/GS	ATT	YDS	YPC	LNG	TD	REC	YDS	YPC	TD
2019	13/7	11	132	12.0	49	0	31	404	13.0	1
2020	11/11	5	48	9.6	28	0	38	592	15.6	3
2021	1/1	2	25	12.5	16	0	1	2	2.0	0
<b>TOTALS</b>	<b>25/19</b>	<b>18</b>	<b>205</b>	<b>11.4</b>	<b>49</b>	<b>0</b>	<b>70</b>	<b>998</b>	<b>14.3</b>	<b>4</b>

#### PUNT RETURN STATS

YEAR	NO	YDS	AVG	TD	LNG
2019	13	185	14.2	0	35
2020	10	21	2.1	0	19
2021	1	-1	-1.0	0	-1
<b>TOTALS</b>	<b>24</b>	<b>205</b>	<b>8.5</b>	<b>0</b>	<b>35</b>

#### CAREER HIGHS

<b>Receptions</b>	6 vs. Boston College (8/31/19)
<b>Receiving Yards</b>	98 vs. Virginia (12/12/20)
<b>Receiving TDs</b>	1 (4x) last vs. Virginia (12/12/20)
<b>Long Reception</b>	71 vs. Pitt (11/23/19)
<b>Rushing Yards</b>	49 at Georgia Tech (11/16/19)
<b>Long Rush</b>	49 at Georgia Tech (11/16/19)
<b>Punt Returns</b>	4 (2x) last vs. NC State (9/26/20)
<b>Punt Return Yards</b>	62 at Virginia (11/29/19)
<b>Long Punt Return</b>	35 at Virginia (11/29/19)

### 80 KALEB SMITH

• **WR | 6-2 | 215 | R-So.**

**Bumpass, Va. (Louisa County)**

- Appeared in the season-opening win vs. North Carolina (9/3).
- Former walk-on earned a scholarship in 2019. Played in eight games (four starts) in an injury-shortened 2020 campaign.
- Finished the 2020 campaign with eight catches for 88 yards with one TD.
- Had season-ending surgery and was unavailable to play vs. Clemson (12/5/20) and vs. Virginia (12/12/20).
- Caught a career-long 32-yard pass vs. Miami (11/14/20).
- Made two receptions for 26 yards and caught a nine-yard TD vs. Liberty (11/7/20).
- Did not play at Louisville (10/31/20).

- Caught a season-high three passes for 16 yards vs. Boston College (10/17/20).
- Made one reception for 11 yards vs. NC State (9/26/20).
- Caught one pass for five yards vs. North Carolina (10/19/19).
- Made two receptions for 22 yards vs. Furman (9/14/19).
- Made his first career start vs. Old Dominion (9/7/19).
- Played in his first career game at Boston College (8/31/19), catching four passes for 62 yards and an 11-yard touchdown.
- Redshirted in 2018.
- Earned all-district honors twice and was an all-region selection as a defensive back in his high school career.
- Did not play his senior year due to an injury.
- Scored seven touchdowns and caught 22 passes for 208 yards to go along with 117 tackles, eight tackles for loss, and three interceptions as a junior.
- Mother, Kimberly, played basketball at Richmond and father, James, was a standout safety at Richmond.
- Father was selected in the 11th round of the 1991 NFL Draft by the Houston Oilers.

#### CAREER STATS

YEAR	GP/GS	REC	YDS	YPC	LNG	TD
2019	11/5	9	121	13.4	25	1
2020	8/4	8	83	11.9	32	1
2021	1/0	0	0	0.0	-	0
<b>TOTALS</b>	<b>20/9</b>	<b>17</b>	<b>209</b>	<b>12.3</b>	<b>32</b>	<b>2</b>

#### CAREER HIGHS

<b>Receptions</b>	4 vs. Boston College (8/31/19)
<b>Receiving Yards</b>	62 vs. Boston College (8/31/19)
<b>Receiving TDs</b>	1 (2x) last vs. Liberty (11/7/20)
<b>Long Reception</b>	32 vs. Miami (11/14/20)

### 14 JADEN PAYOUTE

• **WR | 6-1 | 210 | R-Fr.**

**Chesterfield, Va. (L. C. Bird)**

- Appeared in the season-opening win vs. North Carolina (9/3).
- Suffered an ankle injury in fall camp prior to the 2020 season that required season-ending surgery.
- Played in four games in 2019 before redshirting.
- Saw his first collegiate duty vs. North Carolina (10/19/19).
- Four-star recruit out of L.C. Bird High School.
- Selected to play in the 2019 All-American Bowl.
- U.S. National Football Team member.
- Played wide receiver, quarterback and defensive back in high school.
- State champion in the 100-meter dash.
- Earned All-Metro honors in the long jump, triple jump, high jump and 100-meter dash.
- Finished his track career with a best 100-meter dash time of 10.67 seconds and a best triple jump distance of 46.5 feet.

#### CAREER STATS

YEAR	GP/GS	REC	YDS	YPC	LNG	TD
2019	4/0	0	0	0	-	0
2020	0/0	0	0	0	-	0
2021	1/0	0	0	0	-	0
<b>TOTALS</b>	<b>5/0</b>	<b>0</b>	<b>0</b>	<b>0</b>	<b>-</b>	<b>0</b>

### 18 DA'WAIN LOFTON

• **WR | 5-11 | 190 | Fr.**

**Fort Worth, Texas (Northside)**

- True freshman in 2021.
- Made his first collegiate appearance vs. North Carolina (9/3).
- Posted 16 receptions for 294 yards with two touchdowns. Also added nine rushes for 63 yards as a senior.
- Had 2,022 yards of total offense and 32 touchdowns as a junior in 2019, helping North Side reach the playoffs for the first time in 40 years.
- Also played basketball for the Steers and was clocked with a 11.48-second time in the 100-meter dash on the track squad, the second-fastest mark in school history.
- Garnered numerous accolades that included 2018 District 4-5A Special Teams Player of the Year, ranked No. 81 on Dallas-Ft. Worth's 2019 Top 100 Players, 2019 District 4-5A Most Valuable Player of the Year, 2019 DFW first-team all-area wide receiver, 2019 AP first-team all-state wide receiver, 2020 District 4-5A Offensive Player of the Year, No. 11 on DFW's 2020 Top 100 Players.
- Owns North Side High School career records with 5,135 all-purpose yards and 62 total TDs (26 receiving, 21 rushing, 11 return, four passing).

#### CAREER STATS

YEAR	GP/GS	REC	YDS	YPC	LNG	TD
2021	1/0	0	0	0.0	-	0

### 88 JAYLEN JONES

• **WR | 6-1 | 203 | Fr.**

**Richmond, Va. (Thomas Jefferson)**

- True freshman in 2021.
- Saw his first collegiate action vs. North Carolina (9/3).
- Earned first-team all-state and all-region honors after accumulating 76 receptions for 1,369 receiving yards and 18 TDs as a junior in 2019.
- Was a first-team all-metro selection of the Richmond Times-Dispatch.
- His totals as a junior were the top marks in the Central Region in 2019.
- Thomas Jefferson's first player to sign with a Power Five school since 1974.

#### CAREER STATS

YEAR	GP/GS	REC	YDS	YPC	LNG	TD
2021	1/0	0	0	0.0	-	0

### 81 DALLAN WRIGHT

• **WR | 6-1 | 175 | Fr.**

**Saluda, S.C. (Saluda)**

- Did not see action during the 2020 season.
- Helped lead Saluda to a 13-3 record and a trip to the 2019 2-A South Carolina state championship.
- Caught 87 passes for 1,508 yards and 25 touchdowns as a senior, averaging 17.3 yards per reception.
- Also rushed for 103 yards with two TDs as a senior, averaging 9.0 yards per carry.
- Part of an offense that scored 40 points or more in eight of the team's wins.
- Also played basketball at Saluda, where he was the

Greenwood Index-Journal's Player of the Year as a junior.

### 16 LUKE BUSSEL

• **WR | 6-1 | 207 | R-Fr.**

**Chesapeake, Va. (Greenbrier Christian/Fork Union)**

- Played in his first collegiate game vs. Virginia (12/12/20).
- Did not see game action and redshirted during the 2019 season.
- A Blue-Grey and Semper Fidelis All-American, he threw for over 4,000 yards and ran for over 1,000 yards in his high school career.
- As a senior, he completed 72 percent of his passes, threw for 16 TDs and ran for 11 scores.
- Earned first-team all-state and all-conference honors at quarterback and defensive back.
- Also earned varsity letters in basketball, soccer and track.
- Was the 400m state champion in track.
- Spent two years prepping at Fork Union Military Academy under coach John Shuman.
- Father, David, ran track at Ball State.

#### CAREER STATS

YEAR	GP/GS	REC	YDS	YPC	LNG	TD
2020	1/0	0	0	0	-	0

### TIGHT ENDS

#### 82 JAMES MITCHELL

• **TE | 6-3 | 255 | Jr.**

**Big Stone Gap, Va. (Union)**

#### 2020 Honors

All-ACC Second Team (PFF College)

- Made three receptions for 36 yards and an 11-yard touchdown in the 17-10 win over North Carolina (9/3).
- Played in 10 games with nine starts. Led the team with four TD catches.
- Ranked third on the squad with 26 catches for 435 yards. Also scored on a one-yard TD run.
- Had three receptions for 67 yards vs. Virginia (12/12/20).
- Had one punt return for 14 yards and caught three receptions for 11 yards vs. Clemson (12/5/20).
- Did not play vs. Liberty (11/7/20).
- Registered three receptions for 46 yards at Louisville (10/31/20).
- Had three catches for 51 yards and a 39-yard TD at Wake Forest (10/24/20).
- Caught two passes for 20 yards vs. Boston College (10/17).
- Recorded four catches for a career-high 103 yards and a 26-yard TD at UNC (10/10/20). Also had a one-yard rushing TD.
- Had three receptions with a 12-yard TD catch for 23 yards at Duke (10/3/20).
- Caught three passes for 68 yards vs. NC State (9/26/20) with a 16-yard TD.
- Caught three passes for 36 yards in the Belk Bowl vs. Kentucky (12/31/19).
- Wore the No. 25 jersey vs. Pitt (11/23/19) and scored a one-yard rushing touchdown.
- Had four receptions for 90 yards and a TD at Georgia Tech (11/16/19).
- Scored the third rushing TD of his career on a one-

yard rush vs. Wake Forest (11/9/19).

- Caught two passes for 23 yards vs. North Carolina (10/19/19).

- Had three catches for 75 yards, including a career-long 67-yard catch at Miami (10/5/19). Also ran for a one-yard touchdown.

- Made two catches for 10 yards vs. Furman (9/14/19). Also ran for a three-yard touchdown.

- Had a 20-yard reception vs. Old Dominion (9/7/19).

- Made first career reception and TD reception at Boston College (8/31/19) with two catches for 22 yards and an 11-yard TD.

- Played in all 13 games in 2018, primarily on special teams.

- Started his first game at tight end vs. Marshall (12/1/18).

- 2017 VHSL 2A Offensive Player of the Year.

- Four-time all-state tight end and a USA Today All-Virginia First-Team selection.

- Two-time first-team all-conference pick as a basketball player.

- Mother, Marcia, played basketball at Brown.

- Nicknamed "The Governor."

#### CAREER STATS

YEAR	GP/GS	REC	YDS	YPC	LNG	TD
2018	13/1	0	0	0.0	-	0
2019	13/8	21	361	17.2	67	2
2020	9/8	24	389	16.7	57	4
2021	1/1	3	36	12.0	20	1
<b>TOTALS</b>	<b>36/18</b>	<b>48</b>	<b>786</b>	<b>16.4</b>	<b>67</b>	<b>7</b>

#### CAREER HIGHS

**Receptions** 4 (2x), last at North Carolina (10/10/20)

**Receiving Yards** 103 at North Carolina (10/10/20)

**Receiving TDs** 1 (7x), last vs. North Carolina (9/3/21)

**Long Reception** 67 at Miami (10/5/19)

**Rushing TDs** 1 (5x), last at North Carolina (10/10/20)

#### CAREER 100-YARD RECEIVING GAMES (1)

REC	YDS	YPC	TDS	OPP
4	103	25.8	1	at North Carolina (10/10/20)

## 86 NICK GALLO

• **TE | 6-4 | 251 | So.**

**Richtboro, Pa. (Council Rock South)**

- Started vs. North Carolina (9/3).

- Played in all 11 games with four starts. Finished the season with 11 catches for 83 yards with a TD.

- Recorded one reception for eight yards vs. Virginia (12/12/20).

- Caught a three-yard pass vs. Miami (11/14/20)

- Tied a career-high three receptions for 15 yards and his first career TD on a three-yard catch vs. Liberty (11/7/20).

- Had a 13-yard reception at Louisville (10/31/20).

- Recorded a career-best three catches for 21 yards at Wake Forest (10/24/20).

- Recorded one reception for 15 yards in a start at UNC (10/10/20).

- Had an eight-yard reception at Duke (10/3/20).

- Registered the first start of his career at Virginia (11/29/19).

- Played in first career game at Boston College (8/31/19).

- A three-star recruit according to 247 Sports' composite ranking.

- Guided Council South Rock to a winning season and a first-round 6A playoff appearance.

- Younger brother of former Tech OL Eric Gallo (2014-17).

- Brother, PJ, played tight end at Maryland.

#### CAREER STATS

YEAR	GP/GS	REC	YDS	YPC	LNG	TD
2019	11/1	0	0	0.0	-	0
2020	11/4	11	83	7.5	15	1
2021	1/1	0	0	0.0	-	0
<b>TOTALS</b>	<b>23/6</b>	<b>11</b>	<b>83</b>	<b>7.5</b>	<b>15</b>	<b>1</b>

#### CAREER HIGHS

**Receptions** 3 (2x), last vs. Liberty (11/14/20)

**Receiving Yards** 21 at Wake Forest (10/24/20)

**Receiving TDs** 1 vs. Liberty (11/14/20)

**Long Reception** 15 at North Carolina (10/10/20)

## 89 DRAKE DEIULIIS

• **TE | 6-5 | 247 | r-Jr.**

**Charlotte, N.C. (Providence)**

- Registered a reception vs. North Carolina (9/3).

- Played in 10 games with two starts, posting four catches for 30 yards.

- Posted a five-yard reception vs. Virginia (12/12)

- Earned his first career start at TE vs. Liberty (11/7) and started the following week vs. Miami (11/14), catching two passes for 11 yards.

- Saw duty in 12 games in 2019, playing in every contest except Tech's contest vs. Wake Forest (11/9).

- Caught 71 passes for 1,140 yards and 14 touchdowns in three seasons at Providence High School under head coach Brad Bowles.

- Rushed for 856 yards and six scores and added five touchdown passes.

#### CAREER STATS

YEAR	GP/GS	REC	YDS	YPC	LNG	TD
2017	1/0	0	0	0.0	-	0
2018	4/0	0	0	0.0	-	0
2019	12/0	0	0	0.0	-	0
2020	10/2	4	30	7.5	14	0
2021	1/0	1	1	1.0	1	0
<b>TOTALS</b>	<b>28/2</b>	<b>5</b>	<b>31</b>	<b>6.2</b>	<b>14</b>	<b>0</b>

#### CAREER HIGHS

**Receptions** 2 vs. Miami (11/14/20)

**Receiving Yards** 14 at Pitt (11/21/20)

**Long Reception** 14 at Pitt (11/21/20)

## OFFENSIVE LINE

### 54 LECITUS SMITH

• **OL | 6-3 | 315 | R-Jr.**

**Fitzgerald, Ga. (Fitzgerald)**

#### 2020 Honors

All-ACC Second Team (Eric Mac Lain)

All-ACC Third Team (PFF College)

All-ACC Honorable Mention (Official ACC)

- Started at left guard in the win over North Carolina (9/3).

- Started all 11 games at left guard in 2020.

- Was named to the PFF College National Team of the Week (10/11/20) after the Hokies racked up 260 yards and four rushing TDs at then-No. 8 North Carolina (10/10/20).

- Honorable Mention All-ACC in 2019.

- Started the first six games at LG in 2019. Returned to the starting lineup at Notre Dame (11/2/19).

- Started vs. Georgia Tech (10/25/18), vs. Boston College (11/3/18) and vs. Cincinnati (12/31/18).

- Registered his first career start at left guard at North Carolina (10/13/18).

- Saw extended time at left guard vs. Notre Dame (10/6/18).

- Redshirted as a true freshman in 2017.

- Originally came to Blacksburg as a tight end.

- 2015 2A first-team all-state by the Atlanta Journal-Constitution.

#### CAREER STATS

YEAR	GP/GS
2018	11/4
2019	12/12
2020	11/11
2021	1/1
<b>TOTALS</b>	<b>35/28</b>

## 76 BROCK HOFFMAN

• **OL | 6-3 | 310 | R-Jr.**

**Statesville, N.C. (Statesville/Coastal Carolina)**

#### 2020 Honors

All-ACC First Team (Eric Mac Lain)

All-ACC Honorable Mention (Official ACC)

- Started at center vs. North Carolina (9/3).

- Started all 11 games at center for Tech in 2020.

- Helped VT lead the ACC in rushing at 240.1 ypg.

- Tech scored 27 rushing TDs on the season and amassed better than 200 rush yards eight times, 250+ six times and 300 or more rushing yards on three occasions.

- Was selected as ACC Offensive Lineman of the Week twice in 2020.

- Earned ACC Offensive Lineman of the Week honors after Tech rolled up 283 net rushing yards and five rushing scores in a 42-35 win at Louisville (10/31).

- Started vs. NC State (9/26) at center in his Tech debut, earning ACC Offensive Lineman of the Week honors after Tech rolled up 314 net rushing yards in a 45-24 win.

**At Coastal Carolina (2017-18):** Started all 12 games at right guard on the offensive line for Coastal Carolina in 2018 ... Part of the offensive unit up front that led the CCU rushing attack to rank fourth in the Sun Belt and 41st nationally with an average of 198.7 rushing yards per game ... Named to the 2018 CoSIDA Google Cloud Academic All-District first team ... A member of the President's List (4.0) in the fall 2018 semester ... A member of the Team Leadership Council for 2018 ... As a freshman, Played in and started all 12 games ... First true freshman to start at center in Coastal's history (since 2003) and was just the third true freshman to draw a start along offensive line (Parez Riley started one game at left guard in CCU's first year of 2003 and Kaleb Dees started one game at right guard in 2010) ... Anchored an offensive line that was the youngest in the NCAA FBS for most of the season ... Top-graded offensive lineman four times - Western Illinois, Appalachian State and Arkansas, while tying for the team honor versus UAB ... Signed and enrolled with Coastal Carolina in January 2017 ... Participated in spring drills ... Earned President's List (4.0 GPA).

#### CAREER STATS

YEAR	GP/GS
2017	12/12
2018	12/12
2019	0/0
2020	11/11
2021	1/1
<b>TOTALS</b>	<b>36/36</b>

## 60 SILAS DZANSI

• OL | 6-5 | 325 | R-Jr.

Woodbridge, Va. (C.D. Hylton/Fork Union)

- Started at right tackle vs. North Carolina (9/3).
- Versatile offensive lineman saw duty in eight games with four starts at three different positions in 2020.
- Was unavailable to play vs. Virginia (12/12/20).
- Started at right tackle vs. Clemson (12/5/20).
- Saw reserve duty vs. Liberty (11/7/20) and vs. Miami (11/14/20) and at Wake Forest (10/24/20).
- Was unavailable to play at Louisville (10/31/20).
- Started at right tackle at North Carolina (10/10/20) and vs. Boston College (10/17/20).
- Played a reserve role at Duke (10/3/20) after being unavailable vs. NC State (9/26/20).
- Missed the last four games of 2019 due to injury.
- Started eight games at RT in 2019.
- Made his first career start at LT at ODU (9/22/18).
- Made first appearance of the 2018 season vs. William & Mary (9/8).
- Spent the 2016 season at Fork Union Military Academy playing for head coach John Shuman.

### CAREER STATS

YEAR	GP/GS
2018	10/4
2019	8/8
2020	8/4
2021	1/1
<b>TOTALS</b>	<b>27/17</b>

## 69 LUKE TENUTA

• OL | 6-9 | 322 | R-So.

Crozet, Va. (Western Albemarle)

### 2020 Honors

All-ACC Third Team (PFF College, Eric Mac Lain)

- Started at left tackle vs. North Carolina (9/3).
- Started nine games at right tackle in 2020.
- Was unavailable to play at North Carolina (10/10/20) and vs. Boston College (10/17/20).
- Started at right tackle at Duke (10/3/20).
- Started vs. NC State (9/26/20) at right tackle and was named to PFF College National Team of the Week.
- Earned the first start of his career at right tackle vs. Wake Forest (11/9/19).
- Blocked a field goal in the fifth OT vs. UNC (10/19/19).
- Played in first career game at Boston College (8/31/19).
- Redshirted in 2018.
- 2017 VHSL Class 3A all-state pick.
- Racked up 52.5 tackles and 11 tackles for loss at defensive end.
- All-conference, all-district and all-region selection on the offensive line.
- Father, Jon Tenuta, joined the Virginia Tech staff as a senior defensive analyst this season.
- Father has also been a defensive coordinator at multiple programs including Cincinnati, Kansas State, Ohio State, North Carolina, Georgia Tech, Notre Dame and Virginia.
- Older brother, Matt, has played professional baseball the past eight seasons, most recently in the Chicago Cubs farm system.

### CAREER STATS

YEAR	GP/GS
2019	13/5
2020	9/9
2021	1/1
<b>TOTALS</b>	<b>23/15</b>

## 68 KADEN MOORE

• OL | 6-3 | 311 | Fr.

Bethlehem, Pa. (Freedom)

- True freshman in 2021.
- Made his first career start at right guard vs. North Carolina (9/3).
- No. 16-ranked recruit in the state of Pennsylvania by 247.com.
- Freedom won the Pennsylvania 6A title in 2018 and lost in the finals in 2019, finishing 12-2 both seasons.
- Father, Greg, is an assistant coach at Freedom.

### CAREER STATS

YEAR	GP/GS
2021	1/1

## 79 TYRELL SMITH

• OL | 6-3 | 300 | r-Sr.

North Brunswick, N.J. (Don Bosco Prep/Cushing Academy)

- One of eight FBS players entering their seventh season at the same school in 2021.
- Appeared in the win over North Carolina (9/3).
- Team captain in 2020.
- Appears regularly on special teams units.
- Played a key role in the punt and field goal units in 2018.
- Has appeared in 52 career games, most on the team.
- One of the program's three representatives on Virginia Tech's Student-Athlete Advisory Committee.

### CAREER STATS

YEAR	GP/GS
2016	14/0
2017	13/0
2018	13/0
2019	4/0
2020	8/0
2021	1/0
<b>TOTALS</b>	<b>53/0</b>

## 55 JOHNNY JORDAN

• OL | 6-1 | 303 | Sr.

Leesburg, Va. (Gonzaga/Maryland)

### 2020 Honors

All-Big Ten Honorable Mention (Official Big Ten)

- Made his first appearance for the Hokies vs. North Carolina (9/3).
- At Maryland (2017-20):** Part of a Terps' offense that ranked second in the Big Ten averaging 264.0 passing ypg... Opened six games at center in 2019 and was a member of a Maryland offense that scored 142 points in its first two games, the third-best total ever amassed by an FBS team over a two-game span... Played in 11 games in 2018 with six starts at center after seeing duty in six contests as a true freshman in 2017.

### CAREER STATS

YEAR	GP/GS
2017	6/0
2018	10/6
2019	7/6
2020	4/4
2021	1/0
<b>TOTALS</b>	<b>28/16</b>

## 75 BOB SCHICK

• OL | 6-6 | 305 | So.

Midway, Utah (Wasatch/Snow College)

**At Snow College (2021):** Played both left and right tackle for head coach Zac Erekson... Helped lead Snow to the 2021 NJCAA National Championship game... Played in nine games for the Badgers in 2021.

### CAREER STATS

YEAR	GP/GS
2020	9/9

## 65 DERRELL BAILEY, JR.

• OL | 6-6 | 296 | Fr.

Greenback, Tenn. (Greenback)

- Saw action vs. North Carolina (9/3).
- Made the move to offensive line following the 2020 season when he played in one game on the defensive line.
- Saw his first collegiate action vs. Liberty (11/7/20).
- Part of a Greenback squad that posted a 12-3 record during his senior campaign and finished as Class 1A state runner-up.
- Ranked second on the team with 11.5 TFL as a senior and also produced 63 tackles (17 solo).
- Recorded 69 tackles, 9.0 TFL and 7.0 sacks as a junior when he was named Tennessee Region 2-1A defensive player of the year.
- Part of the 2017 Greenback team that won the Tennessee Class 1A state title and finished with a 13-1 record.
- A three-time all-state, all-region and all-county selection for the Cherokees.
- Also played basketball at Greenback.

### CAREER STATS

YEAR	GP/GS
2020	1/0
2021	1/0
<b>TOTALS</b>	<b>2/0</b>

## DEFENSIVE LINE

### 11 AMARE BARNO

• DL | 6-6 | 245 | r-Jr.

Blythewood, S.C. (Westwood/Butler CC)

### 2020 Honors

All-ACC Third Team (Phil Steele)  
All-ACC Honorable Mention (Official ACC)

- Leads the ACC and is tied for the third-most tackles for loss in the FBS after registering a career-high 3.5 TFL, including 1.5 sacks, vs. North Carolina (9/3).
- Made the switch from linebacker to defensive end and enjoyed a breakout year in 2020.
- Led all Power Five players and ranked third in the FBS with an ACC-high 16.0 TFL.
- Played in all 11 games and started the season's final six contests at DE.
- Tied for the team lead and eighth in the ACC with

6.5 sacks. Also posted 43 total tackles (28 solo), as well as a fumble recovery, two forced fumbles, two pass breakups and three QB hurries.

- Had six total tackles including 2.0 TFL and 1.0 sack vs. Virginia (12/12/20).
- Recorded three tackles and 1.5 TFL vs. Clemson (12/5/20).
- Had three tackles and 1.0 TFL vs. Miami (11/14/20).
- Notched a career-high eight tackles and 2.0 TFL vs. Liberty (11/7/20).
- Recorded two tackles and one QB hit at Louisville (10/31/20).
- Registered six tackles and a career-high 3.0 TFL at Wake Forest (10/24/20).
- Recorded 2.0 TFL, 0.5 sacks and a fumble recovery vs. Boston College (10/17/20).
- Registered 1.0 sack at UNC (10/10/20).
- Posted a career-high 2.0 sacks and four tackles at Duke (10/3/20).
- Saw his first action for the Hokies at Georgia Tech (11/16/19).
- Played for head coach Tim Schaffner at Butler Community College in El Dorado, Kan.
- Tallied 66 tackles, 14 TFL and 4.5 sacks in 2018 at Butler.
- Tallied 91 total tackles (52 solo), 5.5 sacks, two INTs and three forced fumbles in his career.
- Tech's tallest player on the defensive side of the ball at 6'6".
- Is one of 11 siblings.

#### CAREER STATS

YEAR	GP/GS	UA	A	TTL	TFL-YDS	SCK-YDS	PD	QBH
2019	2/0	0	0	0	0.0-0	0.0-0	0	0
2020	11/6	28	15	43	16.0-68	6.5-43	2	3
2021	1/1	4	2	6	3.5-13	1.5-7	0	1
<b>TOTALS</b>	<b>14/7</b>	<b>32</b>	<b>17</b>	<b>49</b>	<b>19.5-81</b>	<b>8.0-50</b>	<b>2</b>	<b>4</b>

#### CAREER HIGHS

<b>Tackles</b>	8 vs. Liberty (11/7/20)
<b>Tackles for Loss</b>	3.5 vs. North Carolina (9/3/21)
<b>Sacks</b>	2.0 at Duke (10/3/20)

### 22 MARIO KENDRICKS

• **DL | 6-0 | 290 | So.**

**Kissimmee, Fla. (Osceola)**

- Started and recorded 1.0 sack (-13.0 yards) vs. North Carolina (9/3).
- Saw duty in all 11 games with one start in 2020.
- Finished the season with 14 tackles (four solo), 1.5 sack and two QB hurries.
- Made three total tackles vs. Miami (11/14/20).
- Started at NT at Louisville (10/31/20).
- Registered four tackles at Wake Forest (10/24/20).
- Had one QB hurry vs. Boston College (10/17/20).
- Tallied one tackle at North Carolina (10/10/20).
- Had three total tackles vs. NC State (9/26/20).
- Was in on two tackles vs Wake Forest (11/9/19).
- Had a 0.5 sack for a loss of five yards vs. Rhode Island (10/12/19).
- Had a sack at Miami (10/5/19).
- Had a TFL vs. Furman (9/14/19).
- Recorded a 0.5 sack, first of his career, 0.5 TFL and made two tackles vs. Old Dominion (9/7/19).
- Made two tackles including one for loss in first career game at Boston College (8/31/19).
- A three-star recruit according to 247 Sports.
- Had 16.0 sacks, an interception and averaged three tackles per game as a junior.
- Enjoys fishing in his spare time.

#### CAREER STATS

YEAR	GP/GS	UA	A	TTL	TFL-YDS	SCK-YDS	PD	QBH
2019	13/0	7	5	12	4.0-21	2.0-10	0	1
2020	11/1	4	10	14	1.5-11	1.5-11	0	2
2021	1/1	1	0	1	1.0-13	1.0-13	0	0
<b>TOTALS</b>	<b>25/2</b>	<b>12</b>	<b>15</b>	<b>27</b>	<b>6.5-45</b>	<b>4.5-34</b>	<b>0</b>	<b>3</b>

#### CAREER HIGHS

<b>Tackles</b>	4 at Wake Forest (10/24/20)
<b>Tackles for Loss</b>	1.0 (4x), last vs. North Carolina (9/3/21)
<b>Sacks</b>	1.0 (3x), last vs. North Carolina (9/3/21)

### 12 JORDAN WILLIAMS

• **DL | 6-5 | 285 | R-Jr.**

**Virginia Beach, Va. (Cox/Clemson)**

- Made his first appearance in a Tech uniform and recorded two tackles vs. North Carolina (9/3).
- At Clemson (2017-20):** Racked up 55 total tackles, 9.5 TFL, 4.0 sacks, two pass breakups and a forced fumble over the past three seasons at Clemson ... Played in 38 games (three starts) for the Tigers, participating in 673 total snaps ... Played in 11 games (three starts) in 2020, including appearances in the ACC Championship Game vs. Notre Dame (12/19/20) and the Sugar Bowl vs. Ohio State (1/1/21).
- Prepped at Cox High School, where he was teammates with current Tech wide receiver Tayvion Robinson.
- Played in the U.S. Army All-American Game following graduation.
- First-Team All-State as a senior in 2016 when he posted 50 tackles, 17.0 TFL, defended three passes, forced two fumbles and recovered three.

#### CAREER STATS

YEAR	GP/GS	UA	A	TTL	TFL-YDS	SCK-YDS	PD	QBH
2018	10/0	6	5	11	3.0-25	1.5-11	0	0
2019	15/0	9	13	22	5.5-22	2.5-17	2	1
2020	11/3	4	4	8	1.0-2	0.0-0	0	0
2021	1/0	0	2	2	0.0-0	0.0-0	0	1
<b>TOTALS</b>	<b>37/3</b>	<b>19</b>	<b>24</b>	<b>43</b>	<b>9.5-49</b>	<b>4.0-28</b>	<b>2</b>	<b>2</b>

#### CAREER HIGHS

<b>Tackles</b>	3 (4x), last vs. The Citadel (9/19/20)
<b>Tackles for Loss</b>	1.5 (3x), last at NC State (11/9/19)
<b>Sacks</b>	1.0 (3x), last at South Carolina (11/30/20)

### 3 NORELL POLLARD

• **DL | 6-0 | 281 | So.**

**Apopka, Fla. (Wekiva)**

- Started and recorded two tackles, a hit on the quarterback and broke up a pass vs. North Carolina (9/3).
- Started 11 games at DT, finishing the season with 30 tackles (13 solo), 4.5 TFL, 2.5 sacks, five QB hurries and a forced fumble.
- Made one tackle vs. Virginia (12/12/20).
- Registered three tackles vs. Clemson (12/5/20).
- Racked up three total tackles vs. Miami (11/14).
- Had five tackles and a forced fumble vs. Liberty (11/7/20).
- Recorded four tackles at Wake Forest (10/24/20).
- Tallied six total tackles at UNC (10/10/20).
- Had four total tackles and 1.0 sack at Duke (10/3/20).
- Made two total tackles vs. NC State (9/26/20).
- Scored on a seven-yard fumble return TD vs. Pitt (11/23/19).
- Had career-highs in tackles (five), TFLs (2.0) and

sacks (2.0) vs. North Carolina (10/19/19).

- Made his first career start vs. Rhode Island (10/12/19) and had one tackle and one quarterback hurry.
- Had his first career sack and two tackles at Miami (10/5/19).
- Made three tackles vs. Old Dominion (9/7/19).
- Made four tackles at Boston College (8/31/19).
- A three-star recruit according to 247 Sports.
- Registered 13.0 sacks as a junior.
- 2017 third-team all-state selection by Florida HS Football.

#### CAREER STATS

YEAR	GP/GS	UA	A	TTL	TFL-YDS	SCK-YDS	PD	QBH
2019	13/2	10	12	22	4.0-20	3.0-18	0	3
2020	11/11	13	17	30	4.5-16	2.5-11	0	0
2021	1/1	1	1	2	0.0-0	0.0-0	1	1
<b>TOTALS</b>	<b>25/14</b>	<b>24</b>	<b>30</b>	<b>54</b>	<b>8.5-36</b>	<b>5.5-31</b>	<b>1</b>	<b>4</b>

#### CAREER HIGHS

<b>Tackles</b>	6 at North Carolina (10/10/20)
<b>Tackles for Loss</b>	2.0 vs. North Carolina (10/19/19)
<b>Sacks</b>	2.0 vs. North Carolina (10/19/19)

### 45 TYJUAN GARBUTT

• **DL | 6-1 | 252 | R-Jr.**

**Fredericksburg, Va. (Riverbend)**

- Leads the ACC with 2.0 sacks.
- Made five tackles, including a career-high 2.0 sacks, and forced a fumble vs. North Carolina (9/3).
- Played in four games in 2020.
- Saw his first action of 2020 at Louisville (10/31/20) and also played vs. Liberty (11/7/20), vs. Clemson (12/5/20) and vs. Virginia (12/12/20).
- Had 0.5 sacks and two total tackles in the Belk Bowl vs. Kentucky (12/31/19).
- Produced four tackles vs. Pitt (11/23/19).
- Had four total tackles at Notre Dame (11/2/19) and also recorded two solo stops, 1.0 TFL and three QB hurries.
- Made four tackles vs. North Carolina (10/19/19).
- Made four tackles vs. Rhode Island (10/12/19).
- Returned from injury to start at left defensive end vs. Duke (9/27/19) and set a career-high with seven tackles, and had 1.5 TFL.
- Started at DE at Boston College (8/31/19) but left the game due to a shoulder injury.
- Had six tackles vs. Cincinnati (12/31/18).
- Racked up four tackles and a fumble recovery vs. Marshall (12/1/18).
- Tallied four tackles and 1.0 TFL vs. Miami (11/17/18).
- Had 3.0 TFL in a start at Pitt (11/10/18).
- Posted two tackles and 0.5 TFL vs. Notre Dame (10/6/18).
- Had two tackles and 1.0 TFL at Duke (9/29/18).
- Registered his first career sack and racked up three tackles at Florida State (9/3/18).
- Redshirted in 2017.
- Consensus four-star recruit as rated by ESPN, Scout and 247Sports.

#### CAREER STATS

YEAR	GP/GS	UA	A	TTL	TFL-YDS	SCK-YDS	PD	QBH
2018	13/5	18	13	31	6.5-29	1.0-8	0	2
2019	11/11	13	18	31	3.5-9	1.0-6	0	8
2020	4/0	0	0	0	0.0-0	0.0-0	0	0
2021	1/1	4	1	5	2.0-9	2.0-9	0	0
<b>TOTALS</b>	<b>29/17</b>	<b>35</b>	<b>32</b>	<b>67</b>	<b>12.0-47</b>	<b>4.0-23</b>	<b>0</b>	<b>10</b>

## CAREER HIGHS

**Tackles** 7 vs. Duke (9/28/19)  
**Tackles for Loss** 3.0 (2x), last at Notre Dame (11/2/19)  
**Sacks** 2.0 vs. North Carolina (9/3/21)

## 6 JOSH FUGA

• **DL | 6-2 | 308 | r-Fr.**

**Woodbridge, Va. (Freedom)**

- Recorded two tackles vs. North Carolina (9/3).
- Saw reserve duty in all 11 games in 2020.
- Finished the year with 10 tackles (three solo), 1.0 sack, a PBU and a QB hurry.
- Made one tackle vs. Virginia (12/12/20).
- Racked up one tackle vs. Liberty (11/7/20).
- Registered 1.0 sack at Louisville (10/31/20).
- Posted a career-high three tackles vs. BC (10/17/20).
- Recorded one QB hurry at UNC (10/10/20).
- Registered two tackles vs. NC State (9/26/20).
- Played in his first game at Georgia Tech (11/16/19).
- A three-star recruit according to 247 Sports.
- Named first-team offensive and defensive lineman and the Defensive Player of the Year by InsideNOVA.
- Named Defensive Player of the Year and all-region by UltimateRecruit.com.

## CAREER STATS

YEAR	GP/GS	UA	A	TTL	TFL-YDS	SCK-YDS	PD	QBH
2019	1/0	0	0	0	0.0-0	0.0-0	0	0
2020	11/0	3	7	10	1.0-5	1.0-5	1	1
2021	1/0	0	2	2	0.0-0	0.0-0	0	0
<b>TOTALS</b>	<b>13/0</b>	<b>3</b>	<b>9</b>	<b>12</b>	<b>1.0-5</b>	<b>1.0-5</b>	<b>1</b>	<b>1</b>

## CAREER HIGHS

**Tackles** 3 vs. Boston College (10/17/20)  
**Tackles for Loss** 1.0 at Louisville (10/31/20)  
**Sacks** 1.0 at Louisville (10/31/20)

## 46 ELI ADAMS

• **DL | 5-11 | 235 | R-So.**

**Rock Hill, S.C. (South Pointe)**

- Made two tackles vs. North Carolina (9/3).
- Saw duty in five contests in 2020, producing six tackles and 0.5 sacks.
- Posted a season-high four tackles vs. Miami (11/14/20).
- Had two tackles and one QB hurry vs. NC State (9/26/20).
- Registered 1.0 TFL and three total tackles in the Belk Bowl vs. Kentucky (12/31/19).
- high seven tackles vs. Furman (9/14/19).
- Recorded a TFL vs. Old Dominion (9/7/19).
- Made two tackles at Boston College (8/31/19).
- Redshirted in 2018.
- Played in three games against Boston College (11/3/18), Virginia (11/23/18) and Marshall (12/1/18).
- Father's cousin, Jeff Burriss, was an All-American safety at Notre Dame, a first-round NFL Draft pick of the Buffalo Bills who played 10 seasons in the NFL.

## CAREER STATS

YEAR	GP/GS	UA	A	TTL	TFL-YDS	SCK-YDS	PD	QBH
2018	3/0	0	0	0	0.0-0	0.0-0	0	0
2019	11/2	5	13	18	2.5-5	0.0-0	0	2
2020	5/0	1	5	6	0.5-5	0.5-5	0	1
2021	1/0	0	2	2	0.0-0	0.0-0	0	0
<b>TOTALS</b>	<b>20/2</b>	<b>6</b>	<b>20</b>	<b>26</b>	<b>3.0-10</b>	<b>0.5-5</b>	<b>0</b>	<b>3</b>

## CAREER HIGHS

**Tackles** 7 vs. Furman (9/14/19)  
**Tackles for Loss** 1.0 vs. Kentucky (12/31/19)  
**Sacks** 0.5 vs. NC State (9/26/20)

## 41 JAYLEN GRIFFIN

• **DL | 6-1 | 264 | R-Jr.**

**Rome, Ga. (Rome)**

- Saw action vs. North Carolina (9/3).
- Saw duty in nine games (one start), collecting 10 tackles, 2.5 TFL, 1.0 sack, three QB hurries, two fumble recoveries and a forced fumble.
- Registered two total tackles vs. Virginia (12/12/20).
- Recorded two total tackles vs. Miami (11/14/20).
- Had two fumble recoveries and forced one fumble vs. Liberty (11/7/20). Recorded 1.0 sack.
- Had one tackle and one QB hurry at Louisville.
- Started at DE and had one QB hurry at Wake Forest (10/24/20).
- Had two tackles at UNC (10/10/20).
- Recovered a fumble in the Belk Bowl vs. Kentucky (12/31/19). Also registered two tackles in the game.
- Had three tackles and 0.5 tackles for loss vs. Pitt (11/23/19).
- Made one solo stop at Notre Dame (11/2/19).
- Had three tackles, 1.5 sacks and recovered a fumble at Miami (10/5/19).
- Made three tackles and 0.5 TFL vs. Duke (9/28/19).
- Made one tackle vs. Furman (9/14/19).
- Set career-highs in tackles (four), TFLs (1.0) and sacks (1.0) vs. Old Dominion (9/7/19).
- Made two tackles at Boston College (8/31/19).
- Played in eight games in 2018.
- Registered a tackle vs. William & Mary (9/8/18).
- Redshirted in 2017.
- First-team 5A All-State by the Georgia Sportswriters.
- Honorable Mention 5A All-State by the Atlanta Journal-Constitution.

## CAREER STATS

YEAR	GP/GS	UA	A	TTL	TFL-YDS	SCK-YDS	PD	QBH
2018	8/0	0	1	1	0.0-0	0.0-0	0	0
2019	12/0	8	11	19	3.5-17	2.5-15	0	1
2020	9/1	7	3	10	2.5-6	1.0-5	0	2
2021	1/0	0	0	0	0.0-0	0.0-0	0	0
<b>TOTALS</b>	<b>30/1</b>	<b>14</b>	<b>15</b>	<b>28</b>	<b>6.0-23</b>	<b>3.5-20</b>	<b>0</b>	<b>3</b>

## CAREER HIGHS

**Tackles** 4 vs. Old Dominion (9/7/19)  
**Tackles for Loss** 1.5 at Miami (10/5/19)  
**Sacks** 1.5 at Miami (10/5/19)

## 56 C.J. McCRAY

• **DL | 6-3 | 221 | Fr.**

**Charlotte, N.C. (Mallard Creek/Marshall)**

- At Marshall (2020):** Did not compete for the Thundering Herd during the 2020 season.
- Starred at Lumberton Senior High and Mallard Creek.
  - Also ran track and played basketball in high school and on the AAU circuit.
  - Uncle, Franklin Stubbs, is a Virginia Tech alumnus who enjoyed a 10-year career in Major League Baseball. He was a first-round pick of the L.A. Dodgers in the 1982 Draft and was part of the Dodgers' 1988 World Series championship squad.
  - Cousin, B.J. McCray, played football at Florida and in the NFL ranks.

## LINEBACKERS

## 4 DAX HOLLIFIELD

• **LB | 6-1 | 239 | Jr.**

**Shelby, N.C. (Shelby)**

- Recorded four tackles, including a 0.5 sack, and an interception vs. North Carolina (9/3).
- Played in 10 games (six starts). Ranked sixth on the squad with 52 tackles (21 solo) to go along with 2.0 TFL, 1.5 sacks and two PBUs.
- Posted five total tackles vs. Virginia (12/12/20).
- Wore the No. 25 jersey vs. Clemson (12/5/20).
- Had a career-high 13 tackles vs. Miami (11/14/20).
- Tallied six total tackles in a start vs. Liberty (11/7/20).
- Had three tackles and a PBU vs. Boston College (10/17/20).
- Posted nine total tackles at UNC (10/10/20).
- Recorded four total tackles at Duke (10/3/20).
- Had seven tackles and 0.5 sacks vs. NC State (9/26/20).
- Tied for fifth in the ACC with teammate CB Jermaine Waller with three interceptions in 2019.
- Registered three tackles in the Belk Bowl vs. Kentucky (12/31/19).
- Posted nine tackles at Virginia (11/29/19), including 1.0 sacks and five solo efforts.
- Made three tackles including 1.0 TFL and intercepted a pass for the third straight game at Georgia Tech (11/19/19).
- Had six tackles and two quarterback hurries against Wake Forest (11/9/19). Also intercepted a pass for the second straight game.
- Recorded his first career INT at Notre Dame (11/2/19).
- Made six tackles vs. North Carolina (10/19/19).
- Had five tackles vs. Rhode Island (10/12/19).
- Made one tackle at Miami (10/5/19).
- Made four tackles vs. Duke (9/27/19).
- Made a team-high 10 tackles and forced a fumble vs. Furman (9/14/19).
- Made eight tackles vs. Old Dominion (9/7/19).
- Had three tackles and a FF vs. Cincinnati (12/31/18).
- Posted nine tackles vs. Marshall (12/1/18).
- Had six tackles, 1.0 TFL, a pass breakup and a fumble recovery vs. Virginia (11/23/18).
- Racked up six tackles, 1.0 sack and 3.0 TFL vs. Miami (11/17/18).
- Recorded his first career sack at Pitt (11/10/18).
- Started in place of an injured LB Dylan Rivers and posted had 10 tackles vs. Boston College (11/3/18).
- Pro Football Focus ACC Team of the Week (10/18/18).
- Had five tackles and 1.5 TFL vs. William & Mary (9/8/18).
- Turned in 150 tackles, 32 tackles for loss, eight sacks, two forced fumbles and one fumble recovery as a senior.
- 2018 U.S. Army All-American.
- 2017 MaxPreps.com All-American.
- Four-time NC Preps All-State selection and the Charlotte Observer's All-Region Defensive Player of the Year.
- Is an avid welder.
- Younger brother, Jack, is now a teammate as the freshman in an offensive lineman at Tech.

## CAREER STATS

YEAR	GP/GS	UA	A	TTL	TFL-YDS	SCK-YDS	INT	BU	PD
2018	13/6	27	35	62	8.0-35	2.0-15	0	1	1
2019	13/13	21	46	67	4.5-11	2.0-2	3	0	3
2020	9/6	21	31	52	1.5-12	1.5-12	0	1	2
2021	1/1	0	4	4	0.5-2	0.5-2	1	0	0
<b>TOTALS</b>	<b>36/26</b>	<b>69</b>	<b>116</b>	<b>185</b>	<b>14.5-60</b>	<b>6.0-31</b>	<b>4</b>	<b>2</b>	<b>6</b>

## CAREER HIGHS

<b>Tackles</b>	13 vs. Miami (11/14/20)
<b>Tackles for Loss</b>	3.0 vs. Miami (11/17/18)
<b>Sacks</b>	1.0 (3x), last at Virginia (11/29/19)
<b>Interceptions</b>	1 (4x), last vs. North Carolina (9/3/21)

## 34 ALAN TISDALE

• **LB | 6-3 | 228 | R-So.**  
**Greensboro, N.C. (Page)**

- Made seven tackles, including a sack, vs. North Carolina (9/3).
- Played in nine games (five starts) and finished third on the team with 59 total tackles (21 solo). Added 4.0 TFL, two QB hurries, a FR and a PBU.
- Registered seven tackles vs. Clemson (12/5/20).
- Had seven total tackles vs. Liberty (11/7/20).
- Notched a season-high nine tackles at Louisville (10/31/20).
- Registered eight tackles at Wake Forest (10/24/20).
- Tied a season-high with eight tackles vs. Boston College and recovered a fumble (10/17/20).
- Tallied eight total tackles at UNC (10/10/20).
- Was not available to play at Duke (10/3/20).
- Had seven total tackles vs. NC State (9/26/20).
- Posted a career-best 14 tackles (eight solo) in the Belk Bowl vs. Kentucky (12/31/19).
- Had two stops vs. Pitt (11/23/19).
- Registered three tackles and 2.0 sacks for 13 yards at Georgia Tech (11/16/19).
- Made two stops, including 0.5 TFL against Wake (11/9/19).
- Was in on four tackles at Notre Dame (11/2/19).
- Made one tackle vs. North Carolina (10/19/19).
- Had his first career sack, a career-high 2.0 TFLs and four tackles vs. Rhode Island (10/12/19).
- Had nine tackles at Miami (10/5/19).
- Had seven tackles and had his first career TFL vs. Duke (9/27/19).
- Made one tackle vs. Old Dominion (9/7/19).
- Made five tackles in first career game at Boston College (8/31/19).
- Redshirted in 2018.
- Accumulated 112 tackles, 17.5 tackles for loss, three sacks and two interceptions as a prep senior.
- Three-time all-state, all-area and all-conference selection.

## CAREER STATS

YEAR	GP/GS	UA	A	TTL	TFL-YDS	SCK-YDS	INT	BU	PD
2019	13/0	25	27	52	5.5-26	3.0-22	0	3	3
2020	9/5	21	38	59	3.5-4	0.0-0	0	1	1
2021	1/1	3	4	7	1.0-1	1.0-1	0	0	1
<b>TOTALS</b>	<b>23/6</b>	<b>49</b>	<b>69</b>	<b>118</b>	<b>10.5-32</b>	<b>4.0-23</b>	<b>0</b>	<b>4</b>	<b>5</b>

## CAREER HIGHS

<b>Tackles</b>	14 vs. Kentucky (12/31/19)
<b>Tackles for Loss</b>	2.0 (2x), last at Georgia Tech (11/16/19)
<b>Sacks</b>	2.0 at Georgia Tech (11/16/19)

## 47 DEAN FERGUSON

• **LB | 6-2 | 228 | r-Fr.**  
**Sterling, Va. (Potomac Falls)**

- Saw action vs. North Carolina (9/3).
- Played in six games in 2020.
- Posted three tackles, including a career-high two at Pitt (11/21/20).
- Recorded a tackle vs. Miami (11/14/20).
- Wore Coach Beamer's No. 25 jersey vs. Liberty (11/7/20).
- Saw reserve duty during the 2019 season vs. Wake Forest (11/9/19), at Georgia Tech (11/16/19) and vs. Kentucky (12/31/19) and redshirted.
- A three-star recruit according to 247 Sports' composite ranking.
- Recorded 135.5 tackles, 14 TFL, 11 forced fumbles and six pass deflections in his high school career.
- Was named first-team all-district and first-team all-region 5C.

## CAREER STATS

YEAR	GP/GS	UA	A	TTL	TFL-YDS	SCK-YDS	INT	BU	PD
2019	3/0	1	0	1	0.0-0	0.0-0	0	0	0
2020	6/0	3	0	3	0.0-0	0.0-0	0	0	0
2021	1/0	0	0	0	0.0-0	0.0-0	0	0	0
<b>TOTALS</b>	<b>10/0</b>	<b>4</b>	<b>0</b>	<b>4</b>	<b>0.0-0</b>	<b>0.0-0</b>	<b>0</b>	<b>0</b>	<b>0</b>

## CAREER HIGHS

**Tackles** 2 at Pitt (11/21/20)

## 52 JADEN KELLER

• **LB | 6-3 | 216 | Fr.**  
**Bristol, Tenn. (Tennessee HS)**

- True freshman in 2021.
- Made his first collegiate appearance vs. North Carolina (9/3).
- Ranked as No. 21 recruit in Tennessee.
- Earned second-team all-state defensive team honors in 2020.

## CAREER STATS

YEAR	GP/GS	UA	A	TTL	TFL-YDS	SCK-YDS	INT	BU	PD
2021	1/0	0	0	0	0.0-0	0.0-0	0	0	0

## DEFENSIVE BACKS

### 1 CHAMARRI CONNER

• **DB | 6-0 | 205 | Jr.**  
**Jacksonville, Fla. (Trinity Christian Academy)**

## 2020 Honors

All-ACC Third Team (Phil Steele).  
All-ACC Honorable Mention (Official ACC)

- Led the team with eight tackles and recorded the game-clinching interception while wearing the No. 25 jersey vs. North Carolina (9/3).
- Started all 11 games at nickel, leading Tech with 81 tackles (60 solo).
- Also added 3.5 TFL, two INTs, four PBUs, four QB hurries and a forced fumble.
- Made five tackles (three solo) and his broke up two passes vs. Virginia (12/12/20).
- Recorded six tackles (three solo) vs. Clemson (12/5/20).
- Had seven tackles (six solo) including one tackle for loss, and one interception at Pitt (11/21/20).
- Made five solo stops vs Miami (11/14/20).
- Registered 10 tackles including nine solo stops vs.

Liberty (11/7/20).

- Had nine tackles (eight solo) and one interception at Louisville (10/31/20).
- Recorded 10 tackles (eight solo), including one TFL at Wake Forest (10/24/20).
- Made a career-high 11 tackles (six solo), broke up a pass and forced a fumble vs. Boston College (10/17/20).
- Recorded four tackles including one solo stop at UNC (10/10/20).
- Registered eight tackles including seven solo stops vs. Duke (10/3/20).
- Recorded six tackles including five solo stops vs. NC State (9/26/20). Had 1.0 tackles for loss in the game.
- Led Tech with 5.5 sacks and ranked second with 10.0 TFL in 2019 to lead all ACC defensive backs.
- Was the only defensive back in college football with 20 QB pressures in 2019 according to PFF College.
- Made six tackles in the Belk Bowl vs. Kentucky (12/31/19).
- Recorded the first interception of his career at Virginia (11/29/19). Had seven total tackles in the game.
- Registered seven total tackles (four solo), which included 1.5 tackles for loss and 0.5 sacks vs. Pitt (11/23/19). Also had a quarterback hurry.
- Led the Hokies with seven solo tackles at Georgia Tech (11/16/19) and had 2.0 tackles for loss.
- Made two tackles and registered 1.5 TFL against Wake Forest (11/9/19).
- Made nine tackles and broke up a pass vs. North Carolina (10/19/19).
- Had three tackles, a sack and broke up two passes vs. Rhode Island (10/12/19).
- Made five tackles, broke up a career-high three passes and forced a fumble at Miami (10/5/19).
- Made five tackles and broke up a pass vs. Duke (9/27/19).
- Made a career-high eight tackles and had a sack vs. Furman (9/14/19).
- Recorded his first career sack, first two career TFLs and made four tackles vs. Old Dominion (9/7/19).
- Made five tackles in first career start at Boston College (8/3/19).
- Had four tackles vs. Marshall (12/1/18).
- Wore the No. 25 jersey at North Carolina (10/13/18).
- Racked up five tackles - including three solo stops - vs. William & Mary (9/8/18).
- Led Trinity Christian Academy to a 9-4 record as at the 5A level as a senior, following four-straight 3A titles.
- A ballhawk safety who tallied 107 tackles, including 58 solo stops, 1.5 sacks, one forced fumble and one fumble recovery.

## CAREER STATS

YEAR	GP/GS	UA	A	TTL	TFL-YDS	SCK-YDS	INT	BU	PD
2018	13/0	8	5	13	0.0-0	0.0-0	0	0	0
2019	13/13	45	23	68	10.0-78	5.5-58	1	8	9
2020	11/11	60	21	81	3.5-8	0.0-0	2	4	6
2021	1/1	6	2	8	0.0-0	0.0-0	1	0	0
<b>TOTALS</b>	<b>38/25</b>	<b>119</b>	<b>51</b>	<b>170</b>	<b>13.5-86</b>	<b>5.5-58</b>	<b>4</b>	<b>12</b>	<b>15</b>

## CAREER HIGHS

<b>Tackles</b>	11 vs. Boston College (10/17/20)
<b>Tackles for Loss</b>	2.0 (2x), last at Georgia Tech (11/16/19)
<b>Sacks</b>	1.0 (4x), last vs. Rhode Island (10/12/19)
<b>Breakups</b>	3 at Miami (10/5/19)
<b>Interceptions</b>	1 (4x), last vs. North Carolina (9/3/21)

## 2 JERMAINE WALLER

• **DB | 6-1 | 180 | Jr.**  
**Washington, D.C. (Avalon School)**

- Recorded seven tackles, an interception and broke up a pass vs. North Carolina (9/3).
- Talented corner fully healthy in 2021 after seeing duty in only two games in 2020.
- Started vs. Liberty (11/7/20) and made two tackles.
- Made his 2020 debut at UNC (10/10/20), starting at CB. He recorded eight tackles including one TFL and he had one pass break up in the game.
- Honorable Mention All-ACC in 2019.
- Tied along with teammate LB Dax Hollifield for fifth in the ACC with three interceptions.
- Tied for fifth in the ACC with 13 PDs in 2019.
- Made four stops and broke up two passes at Virginia (11/29/19).
- Broke up three passes and made three tackles vs. Pitt (11/23/19).
- Made five tackles at Georgia Tech (11/16/19).
- Made four tackles and broke up a pass vs Wake (11/9/19).
- Had a career-high three pass breakups and made two tackles vs. Rhode Island (10/12/19).
- Had five tackles, 0.5 sack and a career-high two interceptions at Miami (10/5/19).
- Made four tackles and 1.0 TFL for three yards vs. Duke (9/27/19).
- Started and made two tackles vs. Furman (9/14/19).
- Made his first career start and had a season-high seven tackles and his first career sack vs. Old Dominion (9/7/19).
- Had first career interception and six tackles at Boston College (8/31/19).
- Posted a pass breakup vs. Marshall (12/1/18).
- Forced a fumble at Pitt (11/10/18).
- Had two tackles at Old Dominion (9/22/18).
- Registered his first career tackle at Florida State (9/3/18).
- Threw for more than 2,600 yards and 24 touchdowns as a quarterback before at Archbishop Carroll.
- Tallied six interceptions as a junior and was on The Washington Post's All-Met preseason watch list in 2017.

### CAREER STATS

YEAR	GP/GS	UA	A	TTL	TFL-YDS	SCK-YDS	INT	BU	PD
2018	12/0	7	0	7	0.0-0	0.0-0	0	1	1
2019	13/10	33	13	46	2.5-18	1.5-15	3	10	13
2020	2/2	8	2	10	1.0-2	0.0-0	0	1	1
2021	1/1	3	4	7	0.0-0	0.0-0	1	1	0
<b>TOTALS</b>	<b>28/13</b>	<b>51</b>	<b>19</b>	<b>70</b>	<b>3.5-20</b>	<b>1.5-15</b>	<b>4</b>	<b>13</b>	<b>15</b>

### CAREER HIGHS

**Tackles** 8 at North Carolina (10/10/20)  
**Tackles for Loss** 1.0 (2x), last vs. Duke (9/28/19)  
**Sacks** 1.0 vs. Old Dominion (9/7/19)  
**Breakups** 3 (2x), last vs. Pitt (11/23/19)  
**Interceptions** 2 at Miami (10/5/19)

## 7 DEVON HUNTER

• **DB | 6-0 | 220 | r-Jr.**  
**Chesapeake, Va. (Indian River)**

- Saw his first game action since 2019 vs. North Carolina (9/3).
- Did not practice or compete during the 2020 season.
- Played in all 13 contests in 2019, making two starts and registering 16 total tackles.
- Had a career-best eight tackles in his first collegiate start at Rover vs. North Carolina (10/19/19).
- Also started in place of an injured Reggie Floyd at Notre Dame (11/2/19).
- Wore Coach Beamer's No. 25 jersey vs. Rhode Island (11/12/19).
- Recorded two tackles in the games at Georgia Tech (11/16/19) and in the Belk Bowl vs. Kentucky (12/31/19).
- Played in four games before redshirting in 2018.
- Made one stop in the season-opener at Florida State (9/3/18).
- Started and recorded five tackles and a sack at Old Dominion (9/22/18).
- Played in 10 games during the 2017 season.
- Made one tackle vs. North Carolina (10/21/17).
- A five-star recruit as rated by Scout and a four-star by ESPN and 247Sports.
- Rated as the No. 1 safety in Virginia by Scout and the No. 3 player in the commonwealth by ESPN and 247Sports.
- First-team All-Atlantic Conference and second-team All-5A South Region pick at defensive back.
- Finished high school career with 86 tackles.
- Also rushed for 1,223 yards and 24 touchdowns and added 350 receiving yards and four scores.
- Selected to play in the U.S. Army All-American Bowl.

### CAREER STATS

YEAR	GP/GS	UA	A	TTL	TFL-YDS	SCK-YDS	INT	BU	PD
2017	10/0	0	1	1	0.0-0	0.0-0	0	0	0
2018	4/1	4	4	8	1.0-1	1.0-1	0	0	0
2019	13/2	10	6	16	0.0-0	0.0-0	0	0	0
2021	1/0	0	0	0	0.0-0	0.0-0	0	0	0
<b>TOTALS</b>	<b>28/3</b>	<b>14</b>	<b>11</b>	<b>25</b>	<b>1.0-1</b>	<b>1.0-1</b>	<b>0</b>	<b>0</b>	<b>0</b>

### CAREER HIGHS

**Tackles** 8 at North Carolina (10/19/19)  
**Tackles for Loss** 1.0 at Old Dominion (9/22/19)  
**Sacks** 1.0 at Old Dominion (9/22/19)

## 33 KEONTA JENKINS

• **DB | 6-3 | 207 | Fr.**  
**Jacksonville, Fla. (Ribault)**

- Started and made three tackles vs. North Carolina (9/3).
- Played in eight games with two starts in 2020 as a true freshman.
- Finished the year with 10 total tackles (five solo) and a pass breakup.
- Made one solo stop vs. Liberty (11/7/20).
- Was unavailable to play at North Carolina (10/10/20).
- Made his second consecutive start at Duke (10/3/20).
- Made his first start vs. NC State (9/26/20) and led the defense with a career-high eight tackles (three solo).

### CAREER STATS

YEAR	GP/GS	UA	A	TTL	TFL-YDS	SCK-YDS	INT	BU	PD
2020	8/2	5	5	10	0.0-0	0.0-0	0	0	0
2021	1/1	3	0	3	0.0-0	0.0-0	0	0	0
<b>TOTALS</b>	<b>9/3</b>	<b>8</b>	<b>5</b>	<b>13</b>	<b>0.0-0</b>	<b>0.0-0</b>	<b>0</b>	<b>0</b>	<b>0</b>

### CAREER HIGHS

**Tackles** 8 vs. NC State (9/26/20)

## 44 DORIAN STRONG

• **DB | 6-0 | 174 | Fr.**  
**Upper Marlboro, Md. (Dr. Henry Wise)**

- Recorded a tackle and broke up a pass vs. North Carolina (9/3).
- Played in all 11 games (five starts) as a true freshman in 2020.
- Recorded 22 tackles (18 solo), one interception, five pass breakups, a fumble recovery and a QB hurry.
- Made his first career start at Duke (10/3/20), recording five tackles.
- Broke up a pass at UNC (10/10/20).
- Recovered a fumble in a start vs. Boston College (10/17/20).
- Started at Wake Forest (10/24/20), making three tackles and breaking up a pass.
- Posted two tackles in a start at Louisville (10/31/20).
- Registered four tackles vs. Liberty (11/7/20).
- Made five tackles and registered his first career INT for a 27-yard return in a starting role vs. Virginia (12/12/20).
- Played wide receiver and cornerback in high school.
- Caught 17 passes for 425 yards with eight TDs as a senior.
- Also racked up 33 tackles (24 solo) and 2.0 TFL in 2019.
- Named Washington Post Player of the Week as he caught two touchdown passes and also returned an interception 40 yards for a touchdown in win over Old Mill (11/30/19) to advance to Maryland 4A state title game.
- Also competed in track and field at Wise.
- Father, Donovan, is a competitive weightlifter.

### CAREER STATS

YEAR	GP/GS	UA	A	TTL	TFL-YDS	SCK-YDS	INT	BU	PD
2020	11/5	18	4	22	0.0-0	0.0-0	1	5	6
2021	1/1	1	0	1	0.0-0	0.0-0	0	1	1
<b>TOTALS</b>	<b>12/6</b>	<b>19</b>	<b>4</b>	<b>23</b>	<b>0.0-0</b>	<b>0.0-0</b>	<b>1</b>	<b>6</b>	<b>7</b>

### CAREER HIGHS

**Tackles** 5 at Duke (10/3/20)  
**Breakups** 1 (6x), last vs. North Carolina (9/3/21)  
**Sacks** 1 vs. Virginia (12/12/20)

## 31 NASIR PEOPLES

• **DB | 6-0 | 202 | r-So.**  
**Abington, Pa. (Archbishop Wood)**

- Made his first career start and recorded a career-high six tackles vs. North Carolina (9/3).
- Did not play during the 2020 season.
- Saw duty in 12 games during the 2019 season, working primarily on special teams.
- Played in three games as a true freshman in 2018 and redshirted.
- Had a solo tackle vs. William & Mary (9/8/18).
- Was in on a sack vs. Miami (11/17/18).
- Won three 5A state championships in four seasons at Archbishop Wood.
- 2017 Philadelphia Catholic League Red Division MVP.



- Accumulated 1,834 career rushing yards and 30 touchdowns on the ground as a running back.
- Picked off two passes as a junior.
- High school teammates included current Tech RB Raheem Blackshear and Atlanta Falcons' 2021 first-round draft choice TE Kyle Pitts.

#### CAREER STATS

YEAR	GP/GS	UA	A	TTL	TFL-YDS	SCK-YDS	INT	BU	PD
2018	3/0	1	1	2	0.5-5	0.5-5	0	0	0
2019	12/0	0	0	0	0.0-0	0.0-0	0	0	0
2021	1/1	4	2	6	0.0-0	0.0-0	0	0	0
<b>TOTALS</b>	<b>16/1</b>	<b>5</b>	<b>3</b>	<b>7</b>	<b>0.5-5</b>	<b>0.5-5</b>	<b>0</b>	<b>0</b>	<b>0</b>

#### CAREER HIGHS

**Tackles** 6 vs. North Carolina (9/3/21)  
**Tackles for Loss** 0.5 vs. Miami (11/17/18)  
**Sacks** 0.5 vs. Miami (11/17/18)

#### 17 TAE DALEY

• **DB | 6-1 | 203 | Sr.**

**Warner Robins, Ga. (Northside/Vanderbilt)**

- Recorded two tackles in his first appearance in a Tech uniform vs. North Carolina (9/3).

**At Vanderbilt (2017-19):** Accumulated 108 tackles (74 solo) to go along with three interceptions, 5.5 TFL, three passes defended, a forced fumble and 1.5 sacks in 35 games with the Commodores ... Started 10 games at safety in 2019, collecting 57 tackles (35 solo) with three INTs and a forced fumble ... Registered a pair of picks at Florida (11/9/19)... Racked up a career-high 16 tackles at South Carolina (11/2/19) ... Produced seven tackles and forced a fumble vs. Georgia (8/31/19) ... Played in 13 games (eight starts) in 2018, finishing the year with 45 tackles (35 solo), 5.5 TFL and three passes defended ... Played in 12 games as a true freshman in 2017.

- Also lettered in soccer in high school.
- His two brothers, Brandon and Darius, played in the Canadian Football League.

#### CAREER STATS

YEAR	GP/GS	UA	A	TTL	TFL-YDS	SCK-YDS	INT	BU	PD
2017	12/0	4	2	5	0.5-2	0.0-0	0	0	0
2018	13/8	35	10	45	5.5-14	1.5-4	0	1	1
2019	10/10	35	22	57	1.0-2	0.0-0	3	2	2
2021	1/0	2	0	2	0.0-0	0.0-0	0	0	0
<b>TOTALS</b>	<b>36/18</b>	<b>76</b>	<b>34</b>	<b>110</b>	<b>7.0-18</b>	<b>1.5-4</b>	<b>3</b>	<b>3</b>	<b>3</b>

#### CAREER HIGHS

**Tackles** 16 at South Carolina (11/2/19)  
**Tackles for Loss** 2.0 vs. Florida (10/13/18)  
**Sacks** 1.0 vs. South Carolina (9/22/18)  
**Breakups** 1 (3x), last at Florida (11/9/19)  
**Interceptions** 2 at Florida (11/9/19)

#### 27 ARMANI CHATMAN

• **DB | 5-11 | 205 | R-So.**

**Virginia Beach, Va. (Bishop Sullivan Catholic)**

- Registered a tackle for loss and broke up two passes vs. North Carolina (9/3).
- Saw duty in 10 games, recording 32 tackles (24 solo), a sack, a TFL and a team-high six pass breakups.
- Recorded one pass break up and the first sack of his career vs. Virginia (12/12/20).
- Made two solo stops and broke up two passes vs. Clemson (12/5/20).
- Registered a career-high seven tackles (six solo) at Pitt (11/21/20).

- Had four tackles (three solo) vs Miami (11/14/20).
- Made one solo stop vs. Liberty (11/7/20).
- Tallied two solo stops at Louisville (10/31/20)
- Had four tackles (three solo) at Wake Forest (10/24/20).
- Made six tackles (four solo) vs. Boston College (10/17/20).
- Recorded one solo stop at UNC (10/10/20).
- Was unavailable to play vs. Duke (10/3/20).
- Made four stops in the win over NC State (9/26/20) and broke up one pass.
- Made one tackle in the Belk Bowl vs. Kentucky (12/31/19).
- Registered four total tackles at Virginia (11/29/19).
- Made his first career start vs. Wake Forest (11/9/19) and had three solo tackles. He also broke up a pass.
- Wore the No. 25 jersey at Notre Dame (11/2/19).
- Made four solo tackles against the Irish.
- Made three tackles at Miami (10/5/19).
- Made first career tackle at Boston College (8/31/19).
- Played in two games before redshirting in 2018.
- Saw action against Miami (11/17/18) and Virginia (11/23/18).
- Represented the United States on the U19 National Team in the 2018 International Bowl IX.
- Majoring in criminology.

#### CAREER STATS

YEAR	GP/GS	UA	A	TTL	TFL-YDS	SCK-YDS	INT	BU	PD
2018	2/0	0	0	0	0.0-0	0.0-0	0	0	0
2019	13/3	15	7	22	0.0-0	0.0-0	0	2	2
2020	10/6	24	8	32	1.0-5	1.0-5	0	6	6
2021	1/0	1	0	1	1.0-5	0.0-0	0	2	2
<b>TOTALS</b>	<b>25/9</b>	<b>39</b>	<b>15</b>	<b>54</b>	<b>1.0-5</b>	<b>1.0-5</b>	<b>0</b>	<b>8</b>	<b>8</b>

#### CAREER HIGHS

**Tackles** 7 at Pitt (11/21/20)  
**Tackles for Loss** 1.0 (2x), last vs. North Carolina (9/3/21)  
**Sacks** 1.0 vs. Virginia (12/12/20)  
**Breakups** 2 (2x), last vs. North Carolina (9/3/21)

#### 37 BRION MURRAY

• **DB | 5-10 | 185 | Jr.**

**Milford, Del. (Milford/Coffeyville CC)**

- Appeared vs. North Carolina (9/3).
- Saw duty in nine games, finishing the year with 36 tackles (24 solo), two INTs for 92 yards, a sack and four pass breakups.
- Registered four tackles (one solo) and broke up one pass vs. Clemson (12/5/20).
- Had six tackles (four solo) at Pitt (11/21/20).
- Recorded six tackles (five solo) vs Miami (11/14/20).
- Racked up a career-high seven tackles (six solo) at Louisville (10/31/20).
- Tallied four tackles (two solo) including one TFL at Wake Forest (10/24/20).
- Registered an interception for 45 yards and made four total tackles vs. Boston College (10/17/20).
- Was unavailable to play at UNC (10/10/20) and at Duke (10/3/20).
- Started vs. NC State (9/26/20) and registered an INT for a 47-yard return, in addition to five total tackles.
- Made his first career start in the Belk Bowl vs. Kentucky (12/31/19) where he made a career-high six tackles (two solo). Registered his first career INT against the Wildcats and had a 23-yard return.

#### CAREER STATS

YEAR	GP/GS	UA	A	TTL	TFL-YDS	SCK-YDS	INT	BU	PD
2019	11/1	4	7	11	0.0-0	0.0-0	1	1	0
2020	8/8	24	12	36	1.0-4	0.0-0	2	4	0
2021	1/0	0	0	0	0.0-0	0.0-0	0	0	0
<b>TOTALS</b>	<b>20/9</b>	<b>28</b>	<b>19</b>	<b>47</b>	<b>1.0-4</b>	<b>0.0-0</b>	<b>3</b>	<b>5</b>	<b>0</b>

#### CAREER HIGHS

**Tackles** 7 at Louisville (10/31/20)  
**Tackles for Loss** 1.0 at Wake Forest (10/24/20)  
**Interceptions** 1 (3x), last vs. Boston College (10/17/20)  
**Breakups** 1 (5x), last vs. Clemson (12/5/20)

#### 21 NADIR THOMPSON

• **DB | 5-10 | 180 | R-So.**

**Rocky Mount, N.C. (Southern Nash)**

- Played in seven games with one start in 2020, tallying seven tackles, 1.0 TFL and a forced fumble.
- Earned his first career start at Duke (10/3/20), making three tackles.
- Had two solo tackles at North Carolina (10/10/20).
- Made two stops at Pitt (11/21/20) and forced a fumble.
- Saw duty in 10 games in 2019, primarily on special teams.
- Played in first three games of the 2018 season as a true freshman and redshirted.
- Rushed 21 times for 115 yards, caught two passes for 78 yards and completed five passes for 117 yards on a Southern Nash squad that went 12-2 in 2017.
- Also ran track at Southern Nash and was a two-time state champion in the 200 and 300-meter events.

#### CAREER STATS

YEAR	GP/GS	UA	A	TTL	TFL-YDS	SCK-YDS	INT	BU	PD
2018	3/0	0	0	0	0.0-0	0.0-0	0	0	0
2019	10/0	1	0	1	0.0-0	0.0-0	0	0	0
2020	7/1	6	1	7	1.0-3	0.0-0	0	0	0
<b>TOTALS</b>	<b>20/1</b>	<b>7</b>	<b>1</b>	<b>8</b>	<b>1.0-3</b>	<b>0.0-0</b>	<b>0</b>	<b>0</b>	<b>0</b>

#### CAREER HIGHS

**Tackles** 3 at Duke (10/3/20)  
**Tackles for Loss** 1.0 at Pitt (11/21/20)

#### 26 JALEN STROMAN

• **DB | 6-1 | 187 | Fr.**

**Nokesville, Va. (Patriot)**

- True freshman in 2021.
- Saw his first collegiate action vs. North Carolina (9/3).
- Three-year starter at safety and wide receiver at Patriot High School.
- As a junior in 2019, he made 58 tackles with three interceptions and caught 18 passes for 470 yards and five TDs, when the Pioneers went 10-2 overall.
- Was a first team All-Region 6B and first team all-Cedar Run District defensive back and a second team All-District wide receiver.
- Younger brother of former Hokies' standout, Greg Stroman.

#### CAREER STATS

YEAR	GP/GS	UA	A	TTL	TFL-YDS	SCK-YDS	INT	BU	PD
2021	1/0	0	0	0	0.0-0	0.0-0	0	0	0

## 19 J.R. WALKER

• **DB | 6-0 | 217 | r-Fr.**

**Elizabeth City, N.C. (Clayton)**

- Saw action vs. North Carolina (9/3).
- Played in seven contests in 2020 with one start, recording six total tackles (two solo).
- Earned the No. 25 jersey vs. NC State (9/26/20).
- Started at North Carolina (10/10/20) and produced a season-high three tackles.
- Played in three games and redshirted in 2019.
- Saw duty vs. North Carolina (10/19/19), at Notre Dame (11/2/19) and in the Belk Bowl vs. Kentucky (12/31/19).
- A four-star recruit according to 247 Sports' composite ranking.
- Helped Clayton make it to the first round of the 3AA North Carolina state championships and a 9-3 record.
- Rushed for over 2,500 yards and 30 touchdowns in his prep career.
- Defensively, tallied more than 10 interceptions and 150 tackles.

### CAREER STATS

YEAR	GP/GS	UA	A	TTL	TFL-YDS	SCK-YDS	INT	BU	PD
2019	3/0	0	0	0	0.0-0	0.0-0	0	0	0
2020	7/1	2	4	6	0.0-0	0.0-0	0	0	0
2021	1/0	0	0	0	0.0-0	0.0-0	0	0	0
<b>TOTALS</b>	<b>11/1</b>	<b>2</b>	<b>4</b>	<b>6</b>	<b>0.0-0</b>	<b>0.0-0</b>	<b>0</b>	<b>0</b>	<b>0</b>

### CAREER HIGHS

**Tackles** 3 at North Carolina (10/10/20)

## 29 NYKE JOHNSON

• **DB | 5-11 | 197 | Fr.**

**Florence, S.C. (West Florence)**

- True freshman in 2021.
- As a junior in 2019, recorded 40 tackles, including three TFLs, three interceptions, a sack and a fumble recovery.
- Also played running back for WFHS, rushing for 136 yards and four TDs and catching two passes for 42 yards and a TD.
- Posted 33 total tackles as a senior.

### SPECIALISTS

## 96 JOHN PARKER ROMO

• **K | 5-11 | 175 | Sr.**

**Peachtree City, Ga. (McIntosh/Tulsa)**

- Made a 48-yard field goal vs. North Carolina (9/3) for his first career field goal as a Hokie.
- Handled the kickoff duties for Tech in all 11 games, registering 55 kickoffs with 35 touchbacks in 2020.
- Punted in place of an injured P Oscar Bradburn at Notre Dame (11/2/19). He had eight punts and averaged 44.2 yards. Kicked off five times, recording two touchbacks.
- Kicked off once for 62 yards vs. Old Dominion (9/7/19).
- Spent the 2018 season at Tulsa.
- Led the No. 1 kickoff coverage unit in the American Athletic Conference.
- Mostly handled kickoffs, averaged 61.1 yards per kick, had 28 touchbacks.

## 85 PETER MOORE

• **P | 6-1 | 207 | Fr.**

**Towson, Md. (Calvert Hall)**

- Punted four times and held a 44.3-yard average vs. North Carolina (9/3).
- Punted in place of injured P Oscar Bradburn vs. Virginia (12/12/20) and had three efforts for 99 yards with a long of 39 yards.
- Owned a 43-yard punting average his senior year at Calvert Hall, landing 17 of 38 punts inside the 20.
- As a placekicker, connected on 10 of 12 FGs and has 30 touchbacks on 38 kickoff attempts.
- Pro Football Hall of Fame First Team All-American punter.
- Was rated the No. 1 punter by Kornblue Kicking.
- Selected First Team Baltimore All-Metro and All-MIAA Conference.
- Selected to the Big 33 Maryland vs Pennsylvania Classic.
- Honored as the National Football Foundation Scholar Athlete of the Year in the Greater Baltimore Chapter after posting a 4.0 GPA.
- Was also the Brother Tom Miller Scholar.

## 97 OSCAR SHADLEY

• **LS | 6-0 | 265 | Jr.**

**Naples, Fla. (Golden Gate)**

- Appeared as Tech's long snapper vs. North Carolina (9/3).
- Saw duty as Tech's snapper in the final 10 games of 2020.
- Was unavailable to play vs. NC State (9/26).
- Served as Tech's snapper in all 13 games in 2019.
- Played in all 13 games in 2018 at long snapper.
- Had a tackle on punt coverage vs. Miami (11/17/18).
- Saw his first collegiate action at Florida State (9/3/18).
- Earned first-team all-state, first-team, all-region and U.S. Army All-American honors in 2017.
- Was listed as the top long snapper in the nation, according to Rubio Long Snapping.
- Didn't have a single bad snap on 120 punts, 44 point after attempts and 11 field goals as a senior at Golden Gate.
- Earned first-team all-state, first-team, all-region and U.S. Army All-American honors in 2017.
- Was listed as the top long snapper in the nation, according to Rubio Long Snapping.
- Didn't have a single bad snap on 120 punts, 44 point after attempts and 11 field goals as a senior at Golden Gate.

## 57 ENZO ANTHONY

• **LS | 5-10 | 222 | So.**

**Port Charlotte, Fla.**

- Handled long snapping duties in his Tech debut vs. NC State (9/26).
- Saw reserve action at Louisville (10/31).
- Transfer from Virginia served as the punt snapper in 12 games for the Cavaliers in 2019.

2021 STATISTICS  
OVERALL: 1-0

ACC: 1-0

HOME: 1-0

AWAY: 0-0

NEUTRAL: 0-0

SCHEDULE & RESULTS

DATE	VT RANK	OPPONENT (RANK)	TV	LOCATION	TIME/RESULT	ATTEND.	TOP RUSHER	TOP PASSER	TOP RECEIVER	TOP TACKLER
Sept. 3		(10/9) North Carolina *	ESPN	Blacksburg, Va.	W, 17-10	65,632	Jalen Holston (13-49-0)	Braxton Burmeister (12-19-169-1)	Tré Turner (4-64-0)	Chamarri Conner (8)

Rankings listed (AP/Coaches/CFP Ranking) \* - ACC Game

TEAM STATISTICS

TEAM STATISTICS	HOKIES	OPPONENT
<b>SCORING</b>	<b>17</b>	<b>10</b>
Points Per Game	17.0	10.0
Points Off Turnovers	0	0
<b>FIRST DOWNS</b>	<b>17</b>	<b>18</b>
Rushing	10	9
Passing	6	8
Penalty	1	1
<b>RUSHING YARDAGE</b>	<b>127</b>	<b>146</b>
Yards gained rushing	167	184
Yards lost rushing	40	38
Rushing Attempts	43	30
Average Per Rush	3.0	4.9
Average Per Game	127.0	146.0
TDs Rushing	1	0
<b>PASSING YARDAGE</b>	<b>169</b>	<b>208</b>
Comp-Att-Int	12-19-1	17-33-3
Average Per Pass	8.9	6.3
Average Per Catch	14.1	12.2
Average Per Game	169.0	208.0
TDs Passing	1	1
<b>TOTAL OFFENSE</b>	<b>296</b>	<b>354</b>
Total Plays	62	63
Average Per Play	4.8	5.6
Average Per Game	296.0	354.0
<b>KICK RETURNS: #-Yards</b>	<b>0-0</b>	<b>0-0</b>
<b>PUNT RETURNS: #-Yards</b>	<b>1--1</b>	<b>0-0</b>
<b>INT RETURNS: #-Yards</b>	<b>3-0</b>	<b>1-0</b>
<b>KICK RETURN AVERAGE</b>	<b>0.0</b>	<b>0.0</b>
<b>PUNT RETURN AVERAGE</b>	<b>-1.0</b>	<b>0.0</b>
<b>INT RETURN AVERAGE</b>	<b>0.0</b>	<b>0.0</b>
<b>FUMBLES-LOST</b>	<b>3-1</b>	<b>2-0</b>
<b>PENALTIES-Yards</b>	<b>2-25</b>	<b>5-44</b>
Average Per Game	25.0	44.0
<b>PUNTS-Yards</b>	<b>4-177</b>	<b>4-169</b>
Average Per Punt	44.2	42.2
Net punt average	44.2	37.5
<b>KICKOFFS-Yards</b>	<b>4-235</b>	<b>3-195</b>
Average Per Kick	58.8	65.0
Net kick average	40.0	40.0
<b>TIME OF POSSESSION/Game</b>	<b>34:59</b>	<b>25:01</b>
<b>3RD-DOWN Conversions</b>	<b>6/13</b>	<b>2/10</b>
3rd-Down Pct	46%	20%
<b>4TH-DOWN Conversions</b>	<b>0/0</b>	<b>2/3</b>
4th-Down Pct	0%	67%
<b>SACKS BY-Yards</b>	<b>6-32</b>	<b>1-9</b>
<b>MISC YARDS</b>	<b>0</b>	<b>0</b>
<b>TOUCHDOWNS SCORED</b>	<b>2</b>	<b>1</b>
<b>FIELD GOALS-ATTEMPTS</b>	<b>1-2</b>	<b>1-1</b>
<b>ON-SIDE KICKS</b>	<b>0-0</b>	<b>0-0</b>
<b>RED-ZONE SCORES</b>	<b>(2-4) 50%</b>	<b>(1-1) 100%</b>
<b>RED-ZONE TOUCHDOWNS</b>	<b>(2-4) 50%</b>	<b>(0-1) 0%</b>
<b>PAT-ATTEMPTS</b>	<b>(2-2) 100%</b>	<b>(1-1) 100%</b>
<b>ATTENDANCE</b>	<b>65632</b>	<b>0</b>
Games/Avg Per Game	1/65632	0/0
Neutral Site Games		0/0

SCORE BY QUARTERS	1ST	2ND	3RD	4TH	TOTAL
Virginia Tech	7	7	0	3	17
Opponents	0	0	7	3	10

INDIVIDUAL STATISTICS

RUSHING NAME	GP	ATT	GAIN	LOSS	NET	AVG	TD	LONG	AVG/G
Jalen Holston	1	13	49	0	49	3.8	0	8	49.0
Braxton Burmeister	1	9	51	9	42	4.7	1	18	42.0
Tayvion Robinson	1	2	25	0	25	12.5	0	16	25.0
Raheem Blackshear	1	11	28	12	16	1.5	0	11	16.0
Tre Turner	1	1	12	0	12	12.0	0	12	12.0
Keshawn King	1	3	2	0	2	0.7	0	1	2.0
TEAM	1	4	0	19	-19	-4.8	0	0	-19.0
<b>TOTAL</b>	<b>1</b>	<b>43</b>	<b>167</b>	<b>40</b>	<b>127</b>	<b>3.0</b>	<b>1</b>	<b>18</b>	<b>127.0</b>
<b>OPPONENTS</b>	<b>1</b>	<b>30</b>	<b>184</b>	<b>38</b>	<b>146</b>	<b>4.9</b>	<b>0</b>	<b>29</b>	<b>146.0</b>

PASSING NAME	GP	EFFIC	ATT-CMP-INT	PCT	YDS	TD	LONG	AVG/G
Braxton Burmeister	1	144.72	12-19-1	63.2	169	1	34	169.0
<b>TOTAL</b>	<b>1</b>	<b>144.72</b>	<b>12-19-1</b>	<b>63.2</b>	<b>169</b>	<b>1</b>	<b>34</b>	<b>169.0</b>
<b>OPPONENTS</b>	<b>1</b>	<b>96.28</b>	<b>17-33-3</b>	<b>51.5</b>	<b>208</b>	<b>1</b>	<b>37</b>	<b>208.0</b>

RECEIVING NAME	GP	NO.	YDS	AVG	TD	LONG	AVG/G
Tre Turner	1	4	64	16.0	0	34	64.0
Raheem Blackshear	1	3	66	22.0	0	33	66.0
James Mitchell	1	3	36	12.0	1	20	36.0
Tayvion Robinson	1	1	2	2.0	0	2	2.0
Drake Delulius	1	1	1	1.0	0	1	1.0
<b>TOTAL</b>	<b>1</b>	<b>12</b>	<b>169</b>	<b>14.1</b>	<b>1</b>	<b>34</b>	<b>169.0</b>
<b>OPPONENTS</b>	<b>1</b>	<b>17</b>	<b>208</b>	<b>12.2</b>	<b>1</b>	<b>37</b>	<b>208.0</b>

## 2021 STATISTICS

### INDIVIDUAL STATISTICS

#### PUNT RETURNS

NAME	NO.	YDS	AVG	TD	LONG
Tayvion Robinson	1	-1	-1.0	0	0
<b>TOTAL</b>	<b>1</b>	<b>-1</b>	<b>-1.0</b>	<b>0</b>	<b>0</b>
<b>OPPONENTS</b>	<b>0</b>	<b>0</b>	<b>0.0</b>	<b>0</b>	<b>0</b>

#### KICKOFF RETURNS

NAME	NO.	YDS	AVG	TD	LONG
<b>TOTAL</b>	<b>0</b>	<b>0</b>	<b>0.0</b>	<b>0</b>	<b>0</b>
<b>OPPONENTS</b>	<b>0</b>	<b>0</b>	<b>0.0</b>	<b>0</b>	<b>0</b>

#### INTERCEPTIONS

NAME	NO.	YDS	AVG	TD	LONG
Dax Hollifield	1	0	0.0	0	0
Chamarri Conner	1	0	0.0	0	0
Jermaine Waller	1	0	0.0	0	0
<b>TOTAL</b>	<b>3</b>	<b>0</b>	<b>0.0</b>	<b>0</b>	<b>0</b>
<b>OPPONENTS</b>	<b>1</b>	<b>0</b>	<b>0.0</b>	<b>0</b>	<b>0</b>

#### FUMBLE RETURNS

NAME	NO.	YDS	AVG	TD	LONG
<b>TOTAL</b>	<b>0</b>	<b>0</b>	<b>0.0</b>	<b>0</b>	<b>0</b>
<b>OPPONENTS</b>	<b>0</b>	<b>0</b>	<b>0.0</b>	<b>0</b>	<b>0</b>

#### PUNTING

NAME	NO.	YDS	AVG	LONG	TB	FC	I20	50+	BLKD
Peter Moore	4	177	44.2	51	0	4	1	2	0
<b>TOTAL</b>	<b>4</b>	<b>177</b>	<b>44.2</b>	<b>51</b>	<b>0</b>	<b>4</b>	<b>1</b>	<b>2</b>	<b>0</b>
<b>OPPONENTS</b>	<b>4</b>	<b>169</b>	<b>42.2</b>	<b>49</b>	<b>1</b>	<b>1</b>	<b>1</b>	<b>0</b>	<b>0</b>

#### KICKOFFS

NAME	NO.	YDS	AVG	TB	OB	RETN	NET	YDLN
John Parker Romo	4	235	58.8	3	0		41.3	23
<b>TOTAL</b>	<b>4</b>	<b>235</b>	<b>58.8</b>	<b>3</b>	<b>0</b>	<b>0</b>	<b>40.0</b>	<b>25</b>
<b>OPPONENTS</b>	<b>3</b>	<b>195</b>	<b>65.0</b>	<b>3</b>	<b>0</b>	<b>0</b>	<b>40.0</b>	<b>25</b>

#### FIELD GOALS

##### FIELD GOAL SEQUENCE BY PLAYER

NAME	FGM-FGA	PCT	01-19	20-29	30-39	40-49	50-99	LG	BLK
John Parker Romo	1-2	50.0	0-0	0-0	0-1	1-1	0-0	48	0

##### FIELD GOAL SEQUENCE BY GAME

FG SEQUENCE	VIRGINIA TECH	OPPONENTS
North Carolina	(48),31	(31)

Numbers in (parentheses) indicate field goal was made.

Numbers in [brackets] indicate field goal was blocked.

#### SCORING

NAME	TD	FGS	PAT				SAF	POINTS
			KICK	RUSH	RCV	PASS		
Braxton Burmeister	1	0-0	0-0	0-0	0	0-0	0	6
James Mitchell	1	0-0	0-0	0-0	0	0-0	0	6
John Parker Romo	0	1-2	2-2	0-0	0	0-0	0	5
<b>TOTAL</b>	<b>2</b>	<b>1-2</b>	<b>2-2</b>	<b>0-0</b>	<b>0</b>	<b>0-0</b>	<b>0</b>	<b>17</b>
<b>OPPONENTS</b>	<b>1</b>	<b>1-1</b>	<b>1-1</b>	<b>0-0</b>	<b>0</b>	<b>0-0</b>	<b>0</b>	<b>10</b>

#### TOTAL OFFENSE

NAME	G	PLAYS	RUSH	PASS	TOTAL	AVG/G
Braxton Burmeister	1	28	42	169	211	211.0
Jalen Holston	1	13	49	0	49	49.0
Tayvion Robinson	1	2	25	0	25	25.0
Raheem Blackshear	1	11	16	0	16	16.0
Tre Turner	1	1	12	0	12	12.0
Keshawn King	1	3	2	0	2	2.0
TEAM	1	4	-19	0	-19	-19.0
<b>TOTAL</b>	<b>1</b>	<b>62</b>	<b>127</b>	<b>169</b>	<b>296</b>	<b>296.0</b>
<b>OPPONENTS</b>	<b>1</b>	<b>63</b>	<b>146</b>	<b>208</b>	<b>354</b>	<b>354.0</b>

#### ALL-PURPOSE

NAME	G	RUSH	REC	PR	KOR	IR	TOT	AVG/G
Raheem Blackshear	1	16	66	0	0	0	82	82.0
Tre Turner	1	12	64	0	0	0	76	76.0
Jalen Holston	1	49	0	0	0	0	49	49.0
Braxton Burmeister	1	42	0	0	0	0	42	42.0
James Mitchell	1	0	36	0	0	0	36	36.0
Tayvion Robinson	1	25	2	-1	0	0	26	26.0
Keshawn King	1	2	0	0	0	0	2	2.0
Drake Deluliiis	1	0	1	0	0	0	1	1.0
TEAM	1	-19	0	0	0	0	-19	-19.0
<b>TOTAL</b>	<b>1</b>	<b>127</b>	<b>169</b>	<b>-1</b>	<b>0</b>	<b>0</b>	<b>295</b>	<b>295.0</b>
<b>OPPONENTS</b>	<b>1</b>	<b>146</b>	<b>208</b>	<b>0</b>	<b>0</b>	<b>0</b>	<b>354</b>	<b>354.0</b>

2021 STATISTICS

DEFENSIVE STATISTICS

NO.	NAME	GP	TACKLES			TFL/YDS	SACKS		PASS DEF			FR-YDS	FF	BLKD KICK	SAFETY
			SOLO	AST	TOTAL		NO-YARDS	INT-YDS	BRUP	QBH					
25	Chamarri Conner	1	6	2	8	.	.	1-0	.	.	.	.	.	.	
2	Jermaine Waller	1	3	4	7	.	.	1-0	1	.	.	.	.	.	
34	Alan Tisdale	1	3	4	7	1.0-1	1.0-1	.	.	1	.	.	.	.	
11	Amare Barno	1	4	2	6	3.5-13	1.5-7	.	.	1	.	1	.	.	
31	Nasir Peoples	1	4	2	6	.	.	.	.	.	.	.	.	.	
45	TyJuan Garbutt	1	4	1	5	2.0-9	2.0-9	.	.	.	.	1	.	.	
4	Dax Hollifield	1	.	4	4	0.5-2	0.5-2	1-0	.	.	.	.	.	.	
33	Keonta Jenkins	1	3	.	3	.	.	.	.	.	.	.	.	.	
6	Josh Fuga	1	.	2	2	.	.	.	.	.	.	.	.	.	
17	Tae Daley	1	2	.	2	.	.	.	.	.	.	.	.	.	
3	Norell Pollard	1	1	1	2	.	.	.	1	1	.	.	.	.	
12	Jordan Williams	1	.	2	2	.	.	.	.	1	.	.	.	.	
46	Eli Adams	1	.	2	2	.	.	.	.	.	.	.	.	.	
44	Dorian Strong	1	1	.	1	.	.	.	1	.	.	.	.	.	
22	Mario Kendricks	1	1	.	1	1.0-13	1.0-13	.	.	.	.	.	.	.	
27	Armani Chatman	1	1	.	1	1.0-5	.	.	2	.	.	.	.	.	
<b>TOTAL</b>		<b>1</b>	<b>33</b>	<b>26</b>	<b>59</b>	<b>9-43</b>	<b>6-32</b>	<b>3-0</b>	<b>5</b>	<b>4</b>	.	<b>2</b>	.	.	
<b>OPPONENTS</b>		<b>1</b>	<b>36</b>	<b>22</b>	<b>58</b>	<b>4.0-18</b>	<b>1-9</b>	<b>1-0</b>	<b>1</b>	<b>3</b>	<b>1-0</b>	<b>1</b>	.	.	

RUSHING TACKLES

NAME	TOTAL
Jermaine Waller	6
Alan Tisdale	5
Nasir Peoples	4
Dax Hollifield	3
TyJuan Garbutt	3
Norell Pollard	2
Josh Fuga	2
Eli Adams	2
Amare Barno	2
Chamarri Conner	2
Keonta Jenkins	1
Tae Daley	1
Jordan Williams	1
<b>TOTALS</b>	<b>34</b>

PASSING TACKLES

NAME	TOTAL
Chamarri Conner	6
Nasir Peoples	2
Keonta Jenkins	2
Dorian Strong	1
Jordan Williams	1
Tae Daley	1
Amare Barno	1
Armani Chatman	1
Alan Tisdale	1
Jermaine Waller	1
<b>TOTALS</b>	<b>17</b>

HOKIES ON COIN FLIPS

Virginia Tech is 0-1 in coin tosses this season.

GAME	FLIP	CHOICE	SCORE
North Carolina	LOST	Receive	W, 17-10

SPECIAL TEAMS TACKLES

NAME	T	KO	PUNT
<b>TOTALS</b>	<b>0</b>	<b>0</b>	<b>0</b>

HOKIES ON OPENING OFFENSIVE DRIVES

GAME	1ST HALF	2ND HALF
North Carolina	TOUCHDOWN	Punt

HOKIES ON OPENING DEFENSIVE SERIES

GAME	1ST HALF	2ND HALF
North Carolina	PUNT	PUNT

## 2021 STATISTICS

### BIG PLAYS (20 OR MORE YARDS)

#### 20-YARD PLUS PLAYS

YDS	TYPE	PLAYER(S)	OPPONENT
34	Pass	Tre Turner from Braxton Burmeister	North Carolina
33	Pass	Raheem Blackshear from Braxton Burmeister	North Carolina
20	Pass	James Mitchell from Braxton Burmeister	North Carolina

\* touchdown scored on play

#### VT LONG PLAYS BY THE NUMBERS

LONG PLAYS BY YARDS	NO.	TD
100+	0	0
90-99	0	0
80-89	0	0
70-79	0	0
60-69	0	0
50-59	0	0
40-49	0	0
30-39	2	0
20-29	1	0

LONG PLAYS BY TYPE	NO.	TD
Rushing	0	0
Passing	3	0
Punt returns	0	0
Kick returns	0	0
Interceptions	0	0
Fumble returns	0	0
Other	0	0
<b>TOTAL</b>	<b>3</b>	<b>0</b>

#### 20-YARD PLUS BY PLAYER

PLAYER	NO.	TD	R	P	KR	PR	IR	FR
Raheem Blackshear	1	0	0	1	0	0	0	0
Tre Turner	1	0	0	1	0	0	0	0
James Mitchell	1	0	0	1	0	0	0	0
<b>TOTAL</b>	<b>3</b>	<b>0</b>	<b>0</b>	<b>3</b>	<b>0</b>	<b>0</b>	<b>0</b>	<b>0</b>

#### VIRGINIA TECH'S LONGEST PLAYS OF THE YEAR

Rushing	18	Braxton Burmeister vs North Carolina (9/3/2021)
Rushing TD	4	Braxton Burmeister vs North Carolina (9/3/2021)
Passing	34	Tre Turner from Braxton Burmeister vs North Carolina (9/3/2021)
Passing TD	11	James Mitchell from Braxton Burmeister vs North Carolina (9/3/2021)
Punt Return	-1	Tayvion Robinson vs North Carolina (9/3/2021)
Kick Return	None	
INT Return	None	
Fumble Return	None	
Punt	51	Peter Moore vs North Carolina (9/3/2021)
Field Goal	48	John Parker Romo vs North Carolina (9/3/2021)

### MONEY PLAYS (PLAYS RESULTING IN A 1ST DOWN OR TD)

RUSHERS	1ST	TD	NO.	ATT
Jalen Holston	4	0	4	13
Braxton Burmeister	3	1	4	8
Tayvion Robinson	1	0	1	2
Raheem Blackshear	1	0	1	11
Tre Turner	1	0	1	1
<b>TOTALS</b>	<b>10</b>	<b>1</b>	<b>11</b>	<b>42</b>
<b>1st DOWN TOTALS</b>	<b>2</b>	<b>0</b>	<b>2</b>	<b>19</b>
<b>2nd DOWN TOTALS</b>	<b>4</b>	<b>1</b>	<b>5</b>	<b>18</b>
<b>3rd DOWN TOTALS</b>	<b>4</b>	<b>0</b>	<b>4</b>	<b>5</b>
<b>4th DOWN TOTALS</b>	<b>0</b>	<b>0</b>	<b>0</b>	<b>0</b>

RECEIVERS	1ST	TD	NO.	ATT
Raheem Blackshear	3	0	3	3
James Mitchell	1	1	2	3
Tre Turner	2	0	2	4
<b>TOTALS</b>	<b>6</b>	<b>1</b>	<b>7</b>	<b>12</b>
<b>1st DOWN TOTALS</b>	<b>4</b>	<b>0</b>	<b>4</b>	<b>7</b>
<b>2nd DOWN TOTALS</b>	<b>1</b>	<b>0</b>	<b>1</b>	<b>2</b>
<b>3rd DOWN TOTALS</b>	<b>1</b>	<b>1</b>	<b>2</b>	<b>3</b>
<b>4th DOWN TOTALS</b>	<b>0</b>	<b>0</b>	<b>0</b>	<b>0</b>

### DRIVE START AVERAGES

OBTAINED	HOKIES		OPPONENTS	
	#	AVG	#	AVG
Kickoff	3	25.0	4	25.0
Punt	4	25.8	4	25.8
Field goal	0	0.0	1	20.0
Fumble	0	0.0	1	9.0
Interception	3	40.3	1	30.0
Downs	1	57.0	0	0.0
<b>All drives</b>	<b>11</b>	<b>32.4</b>	<b>11</b>	<b>23.8</b>

## 2021 STATISTICS

### SUPERLATIVES

#### MOST BY A HOKIE...

Rushes	13	Jalen Holston vs North Carolina (Sep 03, 2021)
Yards Rushing	49	Jalen Holston vs North Carolina (Sep 03, 2021)
TD Rushes	1	Braxton Burmeister vs North Carolina (Sep 03, 2021)
Long Rush	18	Braxton Burmeister vs North Carolina (Sep 03, 2021)
Pass attempts	19	Braxton Burmeister vs North Carolina (Sep 03, 2021)
Pass completions	12	Braxton Burmeister vs North Carolina (Sep 03, 2021)
Yards Passing	169	Braxton Burmeister vs North Carolina (Sep 03, 2021)
TD Passes	1	Braxton Burmeister vs North Carolina (Sep 03, 2021)
Long Pass	34	Braxton Burmeister vs North Carolina (Sep 03, 2021)
Receptions	4	Tre Turner vs North Carolina (Sep 03, 2021)
Yards Receiving	66	Raheem Blackshear vs North Carolina (Sep 03, 2021)
TD Receptions	1	James Mitchell vs North Carolina (Sep 03, 2021)
Long Reception	34	Tre Turner vs North Carolina (Sep 03, 2021)
Field Goals	1	John Parker Romo vs North Carolina (Sep 03, 2021)
Long Field Goal	48	John Parker Romo vs North Carolina (Sep 03, 2021)
Punts	4	Peter Moore vs North Carolina (Sep 03, 2021)
Punting Avg	44.2	Peter Moore vs North Carolina (Sep 03, 2021)
Long Punt	51	Peter Moore vs North Carolina (Sep 03, 2021)
Punts inside 20	1	Peter Moore vs North Carolina (Sep 03, 2021)
Long Punt Return	0	
Long Kickoff Return	0	
Tackles	8	Chamarri Conner vs North Carolina (Sep 03, 2021)
Sacks	2.0	TyJuan Garbutt vs North Carolina (Sep 03, 2021)
Tackles For Loss	3.5	Amare Barno vs North Carolina (Sep 03, 2021)
Interceptions	1	Jermaine Waller vs North Carolina (Sep 03, 2021) Chamarri Conner vs North Carolina (Sep 03, 2021) Dax Hollifield vs North Carolina (Sep 03, 2021)

#### VIRGINIA TECH GAME HIGHS

Rushes	43	vs North Carolina (Sep 03, 2021)
Yards Rushing	127	vs North Carolina (Sep 03, 2021)
Yards Per Rush	3.0	vs North Carolina (Sep 03, 2021)
TD Rushes	1	vs North Carolina (Sep 03, 2021)
Pass attempts	19	vs North Carolina (Sep 03, 2021)
Pass completions	12	vs North Carolina (Sep 03, 2021)
Yards Passing	169	vs North Carolina (Sep 03, 2021)
Yards Per Pass	8.9	vs North Carolina (Sep 03, 2021)
TD Passes	1	vs North Carolina (Sep 03, 2021)
Total Plays	62	vs North Carolina (Sep 03, 2021)
Total Offense	296	vs North Carolina (Sep 03, 2021)
Yards Per Play	4.8	vs North Carolina (Sep 03, 2021)
Points	17	vs North Carolina (Sep 03, 2021)
Sacks By	6	vs North Carolina (Sep 03, 2021)
First Downs	17	vs North Carolina (Sep 03, 2021)
Penalties	2	vs North Carolina (Sep 03, 2021)
Penalty Yards	25	vs North Carolina (Sep 03, 2021)
Turnovers	2	vs North Carolina (Sep 03, 2021)
Interceptions By	3	vs North Carolina (Sep 03, 2021)
Punts	4	vs North Carolina (Sep 03, 2021)
Punting Avg	44.2	vs North Carolina (Sep 03, 2021)
Long Punt	51	vs North Carolina (Sep 03, 2021)
Punts inside 20	1	vs North Carolina (Sep 03, 2021)
Long Punt Return	0	

#### MOST BY AN OPPONENT...

Rushes	13	Howell,Sam, vs North Carolina (Sep 03, 2021)
Yards Rushing	66	Chandler,Ty, vs North Carolina (Sep 03, 2021)
TD Rushes	0	
Long Rush	29	Jones,D.J., vs North Carolina (Sep 03, 2021)
Pass attempts	32	Howell,Sam, vs North Carolina (Sep 03, 2021)
Pass completions	17	Howell,Sam, vs North Carolina (Sep 03, 2021)
Yards Passing	208	Howell,Sam, vs North Carolina (Sep 03, 2021)
TD Passes	1	Howell,Sam, vs North Carolina (Sep 03, 2021)
Long Pass	37	Howell,Sam, vs North Carolina (Sep 03, 2021)
Receptions	8	Downs,Josh, vs North Carolina (Sep 03, 2021)
Yards Receiving	123	Downs,Josh, vs North Carolina (Sep 03, 2021)
TD Receptions	1	Downs,Josh, vs North Carolina (Sep 03, 2021)
Long Reception	37	Downs,Josh, vs North Carolina (Sep 03, 2021)
Field Goals	1	Atkins,Grayson, vs North Carolina (Sep 03, 2021)
Long Field Goal	31	Atkins,Grayson, vs North Carolina (Sep 03, 2021)
Punts	4	Kiernan,Ben, vs North Carolina (Sep 03, 2021)
Punting Avg	42.2	Kiernan,Ben, vs North Carolina (Sep 03, 2021)
Long Punt	49	Kiernan,Ben, vs North Carolina (Sep 03, 2021)
Punts inside 20	1	Kiernan,Ben, vs North Carolina (Sep 03, 2021)
Long Punt Return	0	
Long Kickoff Return	0	
Tackles	7	Conley,Ja'Curio, vs North Carolina (Sep 03, 2021) Morrison,Trey, vs North Carolina (Sep 03, 2021) Asante,Eugene, vs North Carolina (Sep 03, 2021) Gemmel,Jeremiah, vs North Carolina (Sep 03, 2021)
Sacks	0.5	Fox,Tomom, vs North Carolina (Sep 03, 2021) Rucker,Kaimon, vs North Carolina (Sep 03, 2021)
Tackles For Loss	1.0	Conley,Ja'Curio, vs North Carolina (Sep 03, 2021) Fox,Tomari, vs North Carolina (Sep 03, 2021)
Interceptions	1	Conley,Ja'Curio, vs North Carolina (Sep 03, 2021)

#### OPPONENT GAME HIGHS

Rushes	30	vs North Carolina (Sep 03, 2021)
Yards Rushing	146	vs North Carolina (Sep 03, 2021)
Yards Per Rush	4.9	vs North Carolina (Sep 03, 2021)
TD Rushes	0	
Pass attempts	33	vs North Carolina (Sep 03, 2021)
Pass completions	17	vs North Carolina (Sep 03, 2021)
Yards Passing	208	vs North Carolina (Sep 03, 2021)
Yards Per Pass	6.3	vs North Carolina (Sep 03, 2021)
TD Passes	1	vs North Carolina (Sep 03, 2021)
Total Plays	63	vs North Carolina (Sep 03, 2021)
Total Offense	354	vs North Carolina (Sep 03, 2021)
Yards Per Play	5.6	vs North Carolina (Sep 03, 2021)
Points	10	vs North Carolina (Sep 03, 2021)
Sacks By	1	vs North Carolina (Sep 03, 2021)
First Downs	18	vs North Carolina (Sep 03, 2021)
Penalties	5	vs North Carolina (Sep 03, 2021)
Penalty Yards	44	vs North Carolina (Sep 03, 2021)
Turnovers	3	vs North Carolina (Sep 03, 2021)
Interceptions By	1	vs North Carolina (Sep 03, 2021)
Punts	4	vs North Carolina (Sep 03, 2021)
Punting Avg	42.2	vs North Carolina (Sep 03, 2021)
Long Punt	49	vs North Carolina (Sep 03, 2021)
Punts inside 20	1	vs North Carolina (Sep 03, 2021)
Long Punt Return	0	





## 2021 STATISTICS

### SCORING DRIVES

#### VIRGINIA TECH SCORING

QTR	OPPONENT	SCORING PLAY	PLAYS-YDS.-TOP
1	North Carolina	Burmeister,Braxton 4 Rush	8-75-04:59
2	North Carolina	Mitchell,James 11 Pass From Burmeister,Braxton	12-80-07:19
4	North Carolina	FG Romo,John Parker 48	8-45-05:02
<b>Totals</b>			<b>28-200-17:20</b>
Average Scoring Drive			<b>9.3 plays-66.7 yds.</b>

3 Total Scores (1 Run, 1 Pass, 1 FG, 0 S.T., 0 Safety, 0 Defense)  
 1 First Quarter Scores (1 Run, 0 Pass, 0 FG, 0 S.T., 0 Safety, 0 Defense)  
 1 Second Quarter Scores (0 Run, 1 Pass, 0 FG, 0 S.T., 0 Safety, 0 Defense)  
 0 Third Quarter Scores (0 Run, 0 Pass, 0 FG, 0 S.T., 0 Safety, 0 Defense)  
 1 Fourth Quarter Scores (0 Run, 0 Pass, 1 FG, 0 S.T., 0 Safety, 0 Defense)  
 0 Overtime Scores (0 Run, 0 Pass, 0 FG, 0 S.T., 0 Safety, 0 Defense)

Most plays in a scoring drive:	12 plays - vs. North Carolina (12-80-07:19 TD)
Longest scoring drive:	80 yards - vs. North Carolina (12-80-07:19 TD)
Longest TOP scoring drive:	7:19 - vs. North Carolina (12-80-07:19 TD)
Average TOP on offensive scoring drives:	5:46

#### OPPONENT SCORING

QTR	OPPONENT	SCORING PLAY	PLAYS-YDS.-TOP
3	North Carolina	Downs,Josh 37 Pass From Howell,Sam	6-61-02:55
4	North Carolina	FG Atkins,Grayson 31	9-66-03:46
<b>Totals</b>			<b>458-3694-178:10</b>
Average Scoring Drive			<b>8.2 plays-66.0 yds.</b>

2 Total Scores (0 Run, 1 Pass, 1 FG, 0 S.T., 0 Safety, 0 Defense)  
 0 First Quarter Scores (0 Run, 0 Pass, 0 FG, 0 S.T., 0 Safety, 0 Defense)  
 0 Second Quarter Scores (0 Run, 0 Pass, 0 FG, 0 S.T., 0 Safety, 0 Defense)  
 1 Third Quarter Scores (0 Run, 1 Pass, 0 FG, 0 S.T., 0 Safety, 0 Defense)  
 1 Fourth Quarter Scores (0 Run, 0 Pass, 1 FG, 0 S.T., 0 Safety, 0 Defense)  
 0 Overtime Scores (0 Run, 0 Pass, 0 FG, 0 S.T., 0 Safety, 0 Defense)

Most plays in a scoring drive:	9 plays - vs. North Carolina (9-66-03:46 FG)
Longest scoring drive:	66 yards - vs. North Carolina (9-66-03:46 FG)
Longest TOP scoring drive:	3:46 - vs. North Carolina (9-66-03:46 FG)
Average TOP on offensive scoring drives:	3:20

**2021 STATISTICS****OFFENSE GAME-BY-GAME****PASSING**

#3 BURMEISTER, B	ATT	COMP	INT	PCT	YDS	TD	LONG	SACK	YDS	EFFIC
North Carolina	19	12	1	63.2	169	1	34	1	9	144.7
<b>TOTALS</b>	<b>19</b>	<b>12</b>	<b>1</b>	<b>63.2</b>	<b>169</b>	<b>1</b>	<b>34</b>	<b>1</b>	<b>9</b>	

**RUSHING**

PLAYER	NO-YDS/TD	UNC
Holston, J RB	13-49/0	13-49/0
Burmeister, B QB	9-42/1	9-42/1
Robinson, T WR	2-25/0	2-25/0
Blackshear, R RB	11-16/0	11-16/0
Turner, T WR	1-12/0	1-12/0
King, K RB	3-2/0	3-2/0
TEAM	4--19/0	4--19/0

**RECEIVING**

PLAYER	NO-YDS/TD	UNC
Blackshear, R RB	3-66/0	3-66/0
Turner, T WR	4-64/0	4-64/0
Mitchell, J TE	3-36/1	3-36/1
Robinson, T WR	1-2/0	1-2/0
Deluliis, D TE	1-1/0	1-1/0

**ALL-PURPOSE YARDS**

PLAYER	TOTAL	UNC
Blackshear, R	82	82
Turner, T	76	76
Holston, J	49	49
Burmeister, B	42	42
Mitchell, J	36	36
Robinson, T	26	26
King, K	2	2
Deluliis, D	1	1
TEAM	-19	-19

## 2021 STATISTICS

### DEFENSE GAME-BY-GAME

#### TOTAL TACKLES

PLAYER	UA-A	TOT	UNC
Conner, C DB	6-2	8	6-2
Waller, J DB	3-4	7	3-4
Tisdale, A LB	3-4	7	3-4
Barno, A DL	4-2	6	4-2
Peoples, N DB	4-2	6	4-2
Garbutt, T DL	4-1	5	4-1
Hollifield, D LB	0-4	4	0-4
Jenkins, K DB	3-0	3	3-0
Fuga, J DL	0-2	2	0-2
Daley, T DB	2-0	2	2-0
Pollard, N DL	1-1	2	1-1
Williams, J DL	0-2	2	0-2
Adams, E DL	0-2	2	0-2
Strong, D DB	1-0	1	1-0
Kendricks, M DL	1-0	1	1-0
Chatman, A DB	1-0	1	1-0

#### SACKS

PLAYER	UA-A	TOT	UNC
Garbutt, T DL	2-0	2.0	2.0-9
Barno, A DL	1-1	1.5	1.5-7
Kendricks, M DL	1-0	1.0	1.0-13
Tisdale, A LB	1-0	1.0	1.0-1
Hollifield, D LB	0-1	0.5	0.5-2

#### TACKLES FOR LOSS

PLAYER	UA-A	TOT	UNC
Barno, A DL	3-1	3.5	3.5-13
Garbutt, T DL	2-0	2.0	2.0-9
Chatman, A DB	1-0	1.0	1.0-5
Kendricks, M DL	1-0	1.0	1.0-13
Tisdale, A LB	1-0	1.0	1.0-1
Hollifield, D LB	0-1	0.5	0.5-2

## 2021 STATISTICS

### DEFENSE GAME-BY-GAME

#### INTERCEPTION RETURNS

PLAYER	NO-YDS	UNC
Hollifield, D	1-0	1-0
Conner, C	1-0	1-0
Waller, J	1-0	1-0

#### FUMBLES FORCED

PLAYER	NO-YDS	UNC
Barno, A	1	1
Garbutt, T	1	1

#### FUMBLES RECOVERED

PLAYER	NO-YDS	UNC
--------	--------	-----

#### FUMBLE RETURNS

PLAYER	NO-YDS	UNC
--------	--------	-----

### SPECIAL TEAMS GAME-BY-GAME

#### PUNT RETURNS

PLAYER	NO-YDS	UNC
Robinson, T	1--1	1--1

#### KICK RETURNS

PLAYER	NO-YDS	UNC
--------	--------	-----

#### FIELD GOALS

PLAYER	FG-FGA (LG)	UNC
Romo, J	1-2 (48)	1-2 (48)

#### PUNTING

PLAYER	NO-YDS-AVG	UNC
Moore, P	4-177-44.3	4-177-44.3

### STARTING LINEUPS GAME-BY-GAME

OFFENSE	LT	LG	C	RG	RT	TE	QB	RB	WR	WR	TE	PK	P
North Carolina	L. Tenuta	L. Smith	B. Hoffman	K. Moore	S. Dzansi	N. Gallo	B. Burmeister	R. Blackshear	T. Robinson	T. Turner	J. Mitchell	J. Romo	P. Moore
DEFENSE	DE	DT	DT	DE	LB	LB	S	S	DB	CB	CB		
North Carolina	A. Barno	M. Kendricks	N. Pollard	T. Garbutt	D. Hollifield	A. Tisdale	N. Peoples	K. Jenkins	C. Conner	J. Waller	D. Strong		

## 2021 STATISTICS

### PARTICIPATION GAME-BY-GAME

NO. PLAYER	GP/GS	UNC
46 Adams, E	1/-	XXX
57 Anthony, V	1/-	XXX
15 Artis, K	1/-	XXX
11 Barno, A	1/1	START
5 Blackshear, R	1/1	START
5Q Bullock, T	1/-	XXX
3Q Burmeister, B	1/1	START
27 Chatman, A	1/-	XXX
25 Conner, C	1/1	START
17 Daley, T	1/-	XXX
89 Deluiliis, D	1/-	XXX
58 Elder, D	1/-	XXX
6 Fuga, J	1/-	XXX
45 Garbutt, T	1/1	START
0T Gibble, J	1/-	XXX
41 Griffin, J	1/-	XXX
3W Hawkins, N	1/-	XXX
4 Hollifield, D	1/1	START
0 Holston, J	1/-	XXX
36 Howard, E	1/-	XXX
33 Jenkins, K	1/1	START
52 Keller, J	1/-	XXX
22 Kendrickcs, M	1/1	START
23 King, K	1/-	XXX
18 Lofton, D	1/-	XXX
38 McDonald, J	1/-	XXX
82 Mitchell, J	1/1	START
5P Moore, P	1/-	XXX
37 Murray, B	1/-	XXX
14 Payoute, J	1/-	XXX
31 Peoples, N	1/1	START
3 Pollard, N	1/1	START
2W Prioleau, P	1/-	XXX
9 Robinson, T	1/1	START
96 Romo, J	1/-	XXX
44 Strong, D	1/1	START
24 Thomas, M	1/-	XXX
34 Tisdale, A	1/1	START
1W Turner, T	1/1	START
2 Waller, J	1/1	START
12 Williams, J	1/-	XXX

Starts indicated by START; XXX - Played; ... - Did Not Play

2021 STATISTICS

VIRGINIA TECH TEAM STATISTICS

DATE	OPPONENT	NO.	RUSHING			REVEIVING				PASSING				KICK RETURN				PUNT RETURN				TOT OFF
			YDS	TD	LG	NO.	YDS	TD	LG	CMP-ATT-INT	YDS	TD	LG	NO	YDS	TD	LG	NO	YDS	TD	LG	
Sept. 3	North Carolina	43	127	1	18	12	169	1	34	12-19-1	169	1	34	0	0	0	0	1	-1	0	0	296
	<b>Totals</b>	<b>43</b>	<b>127</b>	<b>1</b>	<b>18</b>	<b>12</b>	<b>169</b>	<b>1</b>	<b>34</b>	<b>12-19-1</b>	<b>169</b>	<b>1</b>	<b>34</b>	<b>0</b>	<b>0</b>	<b>0</b>	<b>0</b>	<b>1</b>	<b>-1</b>	<b>0</b>	<b>0</b>	<b>296</b>
	<b>Opponent</b>	<b>30</b>	<b>146</b>	<b>0</b>	<b>29</b>	<b>17</b>	<b>208</b>	<b>1</b>	<b>37</b>	<b>17-33-3</b>	<b>208</b>	<b>1</b>	<b>37</b>	<b>0</b>	<b>0</b>	<b>0</b>	<b>0</b>	<b>0</b>	<b>0</b>	<b>0</b>	<b>0</b>	<b>354</b>

Games: 1

Avg/rush: 3.0

Avg/catch: 14.1

Pass effc: 144.72

PR avg: -1.0

All purpose avg/game: 295.0

Total offense avg/gm: 296.0

DATE	OPPONENT	SOLO	TACKLES			TFL-YDS	SACKS NO-YDS	FUMBLE			PASS DEFENSE			BLKD KICK	PAT ATTEMPTS			SAF	PTS
			AST	TOTAL	FF			FR-YDS	INT-YDS	QBH	BRK	KICK	RUN		RCV				
Sept. 3	North Carolina	33	26	59	9.0-43	6.0-32	2	0-0	3-0	4	5	0	2-2	0	0	0	0	17	
	<b>Totals</b>	<b>33</b>	<b>26</b>	<b>59</b>	<b>9.0-43</b>	<b>6.0-32</b>	<b>2</b>	<b>0-0</b>	<b>3-0</b>	<b>4</b>	<b>5</b>	<b>0</b>	<b>2-2</b>	<b>0</b>	<b>0</b>	<b>0</b>	<b>0</b>	<b>17</b>	
	<b>Opponent</b>	<b>36</b>	<b>22</b>	<b>58</b>	<b>4.0-18</b>	<b>1.0-9</b>	<b>1</b>	<b>1-0</b>	<b>1-0</b>	<b>3</b>	<b>1</b>	<b>0</b>	<b>1-1</b>	<b>0</b>	<b>0</b>	<b>0</b>	<b>0</b>	<b>10</b>	

DATE	OPPONENT	NO	YDS	AVG	LG	PUNTING				FIELD GOALS			KICKOFFS					
						BLKD	TB	FC	50+	I20	ATT-MADE	LG	BLKD	NO	YDS	AVG	TB	OB
Sept. 3	North Carolina	4	177	44.2	51	0	0	4	2	1	2-1	48	0	4	235	58.8	3	0
	<b>Totals</b>	<b>4</b>	<b>177</b>	<b>44.2</b>	<b>51</b>	<b>0</b>	<b>0</b>	<b>4</b>	<b>2</b>	<b>1</b>	<b>2-1</b>	<b>48</b>	<b>0</b>	<b>4</b>	<b>235</b>	<b>58.8</b>	<b>3</b>	<b>0</b>
	<b>Opponent</b>	<b>4</b>	<b>169</b>	<b>42.2</b>	<b>49</b>	<b>0</b>	<b>1</b>	<b>1</b>	<b>0</b>	<b>1</b>	<b>1-1</b>	<b>31</b>	<b>0</b>	<b>3</b>	<b>195</b>	<b>65.0</b>	<b>3</b>	<b>0</b>

2021 STATISTICS

OPPONENT TEAM STATISTICS

DATE	OPPONENT	NO.	RUSHING			REVEIVING				PASSING				KICK RETURN				PUNT RETURN				TOT OFF
			YDS	TD	LG	NO.	YDS	TD	LG	CMP-ATT-INT	YDS	TD	LG	NO	YDS	TD	LG	NO	YDS	TD	LG	
Sept. 3	North Carolina	30	146	0	29	17	208	1	37	17-33-3	208	1	37	0	0	0	0	0	0	0	0	354
	<b>Opponent totals</b>	<b>30</b>	<b>146</b>	<b>0</b>	<b>29</b>	<b>17</b>	<b>208</b>	<b>1</b>	<b>37</b>	<b>17-33-3</b>	<b>208</b>	<b>1</b>	<b>37</b>	<b>0</b>	<b>0</b>	<b>0</b>	<b>0</b>	<b>0</b>	<b>0</b>	<b>0</b>	<b>0</b>	<b>354</b>
	<b>Virginia Tech</b>	<b>43</b>	<b>127</b>	<b>1</b>	<b>18</b>	<b>12</b>	<b>169</b>	<b>1</b>	<b>34</b>	<b>12-19-1</b>	<b>169</b>	<b>1</b>	<b>34</b>	<b>0</b>	<b>0</b>	<b>0</b>	<b>0</b>	<b>1</b>	<b>-1</b>	<b>0</b>	<b>0</b>	<b>296</b>

Games: 1

Avg/rush: 4.9

Avg/catch: 12.2

Pass effic: 96.28

PR avg: -

All purpose avg/game: 354.0

Total offense avg/gm: 354.0

DATE	OPPONENT	SOLO	TACKLES			TFL-YDS	SACKS NO-YDS	FUMBLE			PASS DEFENSE			BLKD KICK	PAT ATTEMPTS			SAF	PTS
			AST	TOTAL	FF			FR-YDS	INT-YDS	QBH	BRK	KICK	RUN		RCV				
Sept. 3	North Carolina	36	22	58	4.0-18	1.0-9	1	1-0	1-0	3	1	0	1-1	0	0	0	0	10	
	<b>Opponent totals</b>	<b>36</b>	<b>22</b>	<b>58</b>	<b>4.0-18</b>	<b>1.0-9</b>	<b>1</b>	<b>1-0</b>	<b>1-0</b>	<b>3</b>	<b>1</b>	<b>0</b>	<b>1-1</b>	<b>0</b>	<b>0</b>	<b>0</b>	<b>0</b>	<b>10</b>	
	<b>Virginia Tech</b>	<b>33</b>	<b>26</b>	<b>59</b>	<b>9.0-43</b>	<b>6.0-32</b>	<b>2</b>	<b>0-0</b>	<b>3-0</b>	<b>4</b>	<b>5</b>	<b>0</b>	<b>2-2</b>	<b>0</b>	<b>0</b>	<b>0</b>	<b>0</b>	<b>17</b>	

DATE	OPPONENT	NO	YDS	AVG	LG	PUNTING				FIELD GOALS			KICKOFFS					
						BLKD	TB	FC	50+	I20	ATT-MADE	LG	BLKD	NO	YDS	AVG	TB	OB
Sept. 3	North Carolina	4	169	42.2	49	0	1	1	0	1	1-1	31	0	3	195	65.0	3	0
	<b>Opponent totals</b>	<b>4</b>	<b>169</b>	<b>42.2</b>	<b>49</b>	<b>0</b>	<b>1</b>	<b>1</b>	<b>0</b>	<b>1</b>	<b>1-1</b>	<b>31</b>	<b>0</b>	<b>3</b>	<b>195</b>	<b>65.0</b>	<b>3</b>	<b>0</b>
	<b>Virginia Tech</b>	<b>4</b>	<b>177</b>	<b>44.2</b>	<b>51</b>	<b>0</b>	<b>0</b>	<b>4</b>	<b>2</b>	<b>1</b>	<b>2-1</b>	<b>48</b>	<b>0</b>	<b>4</b>	<b>235</b>	<b>58.8</b>	<b>3</b>	<b>0</b>

# THE LAST TIME - HOKIES

## TEAM

Scored 90+ points	99, vs. Emory & Henry (11/22/19)
Scored 80-89 points	86, vs. Roanoke College (9/30/1905)
Scored 70-79 points	77, vs. Akron (10/14/95)
Scored 60-69 points	62, vs. William & Mary (9/08/18)
Scored 50-59 points	59, vs. North Carolina (10/21/17)
Scored 40-49 points	42, at Louisville (10/31/20)
Back-to-back 40+ games	at UNC (45), vs. BC (40), 2020
Three straight 40+ games	at NCSU (41), vs. CMU (45), vs. WF (52), 2010
Four straight 40+ games	NCSU (41), CMU (45), WF (52), Duke (44), 2010
Rushed for 500+ yards	500, at Pittsburgh (9/11/93)
Rushed for 400-499 yards	444, vs. Marshall (9/12/09)
Rushed for 300-399 yards	350, vs. Boston College (10/17/20)
Rushed for 200-299 yards	252, vs. Virginia (12/12/20)
Passed for 500+ yards	504, at Syracuse (11/09/02)
Passed for 400-499 yards	406, at Pittsburgh (10/27/16)
Passed for 300-399 yards	311, at Virginia (11/29/19)
Passed for 200-299 yards	212, vs. Virginia (12/12/20)
Rushed/Passed for 200+ yards	464, vs. Virginia (12/12/20)
	212 pass, 252 rush
Had 600+ yards in total offense	600, at Old Dominion (9/22/18)
Had 500-599 yards in total offense	582, vs. ODU (9/23/17)
Scored on first offensive play	vs. Appalachian State, 2011
	David Wilson, 20-yard run
Won on final offensive play	vs. North Carolina (10/19/19)
	Quincy Patterson rush
Lost on final offensive play	North Carolina (11/21/15)
	Quinshad Davis 5-yd pass from Marquise Williams (OT)
Won in overtime	43-41, vs. North Carolina (10/19/19)
Lost in overtime	30-27 (OT), vs. North Carolina (11/21/15)
Recorded a safety	vs. East Carolina (9/24/16)
Recorded two defensive TDs	vs North Carolina (10/21/17)
Zero punts in a game	vs. William & Mary (9/08/18)
Zero sacks allowed in a game	vs. Liberty (11/7/20)
Recorded a shutout	vs. Pitt (11/23/19)
Held opp. to 0 yards or less rushing	-15, vs. Florida State (11/08/12)
Blocked two kicks in a game	vs. Pitt (11/18/17)
Scored special teams TD	vs. Virginia (11/23/18)
Scored defensive & special teams TD	vs North Carolina (10/21/17)
Played an overtime game	vs. North Carolina (10/19/19)

## INDIVIDUAL

Rushed for 200+ yards	208, Khalil Herbert, at Duke (10/3/20)
Rushed for 150-199 yards	162, Khalil Herbert vs. Virginia (12/12/20)
Two players rushed for 100 yards	vs. Boston College (10/17/20)
	(Hendon Hooker, 164 yds. & Khalil Herbert, 143 yds.)
Three players rushed for 100 yards	at South Carolina (10/12/74)
	Phil Rogers (120), Roscoe Coles (111) & George Heath (104)
Had 40+ carries	42, Cyrus Lawrence, vs. Memphis St. (10/03/81)
Had 30-39 carries	33, Travon McMillian, at Boston College (10/31/15)
Had 20-29 carries	20, Khalil Herbert, vs. Virginia (12/12/20)
Had two players with 20+ carries	Logan Thomas (23) &
	Trey Edmunds (22) vs. Marshall (9/21/13)
Rushed for 6 TDs	Tommy Francisco, vs. VMI (11/24/66)
Rushed for 5 TDs	Lee Suggs, at UCF (11/11/00)
Rushed for 4 TDs	Trey Edmunds, at Miami (11/09/13)
Rushed for 3 TDs	Hendon Hooker, at Louisville (10/31/20)
Rushed for 2 TDs	Jalen Holston, vs. Miami (11/14/20)
Passed for 500+ yards	504, Bryan Randall, at Syracuse (11/09/02)
Passed for 300-499 yards	311, Hendon Hooker at Virginia (11/29/19)
Passed for 200-299 yards	212, Braxton Burmeister vs. Virginia (12/12/20)
Two QBs each pass for 100+ yards	at Old Dominion (9/22/18)
	(Josh Jackson, 151 yds. & Ryan Willis, 131 yds.)
Passed for 5 TDs	Josh Jackson, at ECU (9/16/17)
Passed for 4 TDs	Ryan Willis, at Boston College (8/31/19)
Passed for 3 TDs	Hendon Hooker, vs. Liberty (11/7/20)
Passed for 2 TDs	Hendon Hooker, at North Carolina (10/10/20)

Two QBs with 2 TD passes apiece	Logan Thomas and Mark Leal
	vs. Appalachian State (9/03/11)
Had 50+ pass attempts	52, Ryan Willis, vs Notre Dame (10/06/18)
Had 40-49 pass attempts	47, Ryan Willis, at Boston College (8/31/19)
Had 30-39 pass attempts	33, Hendon Hooker at Wake Forest
	(10/24/20)
Had 20-29 pass attempts	22, Braxton Burmeister, vs. Virginia (12/12/21)
Had 30+ pass completions	31, Ryan Willis, vs Notre Dame (10/06/18)
Had 20-29 pass completions	20, Hendon Hooker, vs. Liberty (11/7/20)
Had 100% completion rate	Hendon Hooker, at Louisville (10/31/20)
	10-for-10 183 yards
QB rush/pass for 100 yards	Hendon Hooker vs. Liberty (11/7/20)
	(156 rush, 217 pass)
Had 10+ receptions	12, Damon Hazelton, vs Notre Dame (10/06/18)
Had 250+ yards receiving	279, Ernest Wilford, at Syracuse (11/09/02)
Had 200-249 yards receiving	227, Isaiah Ford, vs. Tulsa (12/26/15)
Had 100+ yards receiving	103, James Mitchell at North Carolina
	(10/10/20)
Three players with 100+ receiving	at Pittsburgh (10/27/16)
	Isaiah Ford (143), Bucky Hodges (145), Cam Phillips (109)
Had 4 TD receptions	Ernest Wilford at Syracuse (11/09/02)
Had 3 TD receptions	Dalton Keene at Miami (10/5/19)
Had 2 TD receptions	Tre Turner at Pitt (11/21/20)
Intercepted 3 passes	Kendall Fuller, vs. Duke (10/26/13)
Intercepted 2 passes	Caleb Farley, Jermaine Waller at Miami (10/5/19)
Returned a KO for TD	Demitri Knowles, at North Carolina (10/06/12)
Returned punt for TD	Greg Stroman, vs North Carolina (10/21/17)
Returned an INT for TD	Caleb Farley, at Georgia Tech (11/16/19)
Returned a fumble for TD	Norell Pollard, vs. Pitt (11/23/19)
Returned blocked punt for TD	Jovonn Quillen vs. Virginia (11/23/18)
Returned blocked FG for TD	Adonis Alexander vs. Duke (11/05/16)
Returned blocked PAT for 2 pts	Stephan Virgil, vs. East Carolina (8/30/08)
Blocked an extra point	Dadi Nicolas, vs. Miami (10/23/14)
Blocked a FG	Luke Tenuta vs. North Carolina (10/19/19)
Blocked a punt	Tre Turner vs. Virginia (11/23/18)
Scored a def. and special teams TD in a game	DeAngelo Hall
	vs. Arkansas St. (8/25/02) (49-yd. INT & 69-yd. PR)
Returned two punts for TDs	DeAngelo Hall
	vs. Syracuse (10/11/03) (58 & 60 yds.)
Successful 2-point conversion	vs. Liberty (11/7/20)
	Hendon Hooker pass to Raheem Blackshear
Made 6 FGs	Joey Slye, at Pittsburgh (10/27/16)
Made 5 FGs	Chris Kinzer, vs. Vanderbilt (11/15/86)
Made 4 FGs	Brian Johnson, vs. Virginia (12/12/20)
Made 3 FGs	Brian Johnson, vs. NC State (9/26/20)
Kicked a 60+ FG	61, Wayne Latimer, vs. Florida State (10/11/75)
Kicked a 50-59 FG	54, Brian Johnson, vs. Clemson (12/5/20)
Kicked a 40-49 FG	<b>48, John Parker Romo, vs. UNC (9/3/21)</b>
Kicked two 40+ yards FGs in one game	Brian Johnson, vs. Virginia
	(12/12/20)
Kicked a 70+ punt	72, Oscar Bradburn vs. Boston College (11/03/18)
Kicked a 60-69 punt	62, Oscar Bradburn, vs. NC State (9/26/20)



# THE LAST TIME – OPPONENT

## TEAM

Scored 70+ points	77, Alabama (10/27/73)
Scored 60-69 points	66, Washington & Lee (11/03/51)
Scored 50-59 points	56, at North Carolina (10/10/20)
Scored 40-49 points	45, vs. Clemson (12/5/20)
Rushed for 500+ yards	748, Alabama (10/27/73)
Rushed for 400-499 yards	492, at Pittsburgh (11/10/18)
Rushed for 300-399 yards	399, at North Carolina (10/10/20)
Rushed for 200-299 yards	238, vs. Clemson (12/5/20)
Had 50-99 yards rushing	55, vs. Virginia (12/12/20)
Had FEWER than 50 yards rushing	24 vs. Rhode Island (10/13/19)
Passed for 500+ yards	NEVER
Passed for 400-499 yards	404, at Pitt (11/21/20)
Had 50-99 yards passing	81, at Georgia Tech (11/17/19)
Had FEWER than 50 yards passing	0, vs. Georgia Tech (10/25/18)
Had 800+ yards in total offense	833, Alabama (10/27/73)
Had 700-799 yards in total offense	NEVER
Had 600-699 yards in total offense	656, at North Carolina (10/10/20)
Had 500-599 yards in total offense	556, at Pitt (11/21/20)
Recorded a safety	Boston College [2] (10/18/08)
Recorded a defensive TD	vs. Clemson (12/5/20)
Shut out Tech	Cincinnati (9/16/95)
Blocked two kicks in a game	Duke (9/16/06)
Scored a special teams TD	vs Miami (11/17/18)
Scored defensive & special teams TD	Alabama (8/31/13)

## INDIVIDUAL

Rushed for 200+ yards	214, Michael Carter, at North Carolina (10/10/20)
Rushed for 150-199 yards	169, Javonte Williams, at North Carolina (10/10/20)
Rushed for 100-149 yards	108, Malik Willis, vs. Liberty (11/7/20)
Two players rushed for 100 yards	at North Carolina (10/10/20) Michael Carter (214), Javonte Williams (169)
Three players rushed for 100 yards	NEVER
Had 40+ carries	40, Tobias Oliver vs. Georgia Tech (10/25/18)
Had 35-39 carries	38, Derrick Knight, Boston College (11/22/03)
Rushed for 6 TDs	Willis McGahee, Miami (12/07/02)
Rushed for 5 TDs	NEVER
Rushed for 4 TDs	Chris Brantley, Rutgers (10/31/92)
Rushed for 3 TDs	Qadree Ollison, at Pittsburgh (11/10/18)
Rushed for 2 TDs	Trevor Lawrence, vs. Clemson (12/5/20)
Passed for 500+ yards	NEVER
Passed for 400-499 yards	404, Kenny Pickett, at Pitt (11/21/20)
Passed for 300-399 yards	350, Malik Cunningham, at Louisville (10/31/20)
Passed for 5 TDs	Sam Howell , vs. North Carolina (10/19/19)
Passed for 4 TDs	N' Kosi Perry, at Miami (10/5/19)
Passed for 3 TDs	Malik Cunningham, at Louisville (10/31/20)
Had 50+ pass attempts	52, Kenny Pickett, at Pitt (11/21/20)
Had 40-49 pass attempts	46, Brennan Armstrong, vs. Virginia (12/12/20)
Had 30-39 pass attempts	<b>32, Sam Howell, vs. UNC (9/3/21)</b>
Had 30+ pass completions	30, Blake LaRussa, at ODU (9/22/18)
Had 20-29 pass comps	25, Brennan Armstrong, vs. Virginia (12/12/20)
QB rush/pass for 100 yards	Malik Willis, vs. Liberty (11/7/20) 108 rush/217 pass
Had 11+ receptions	12, DJ Turner, at Pitt (11/21/20)

Had 250+ yards receiving	NEVER
Had 200-249 yards receiving	224, Cam Worthy, East Carolina (9/13/14)
Had 100+ yards receiving	184, DJ Turner, at Pitt (11/21/20)
Two players w/100+ yards receiving	at Miami (10/5/19) Brevin Jordan, 136, Jeff Thomas, 124
Had 4 TD receptions	Chris Brantley, Rutgers (10/31/92)
Had 3 TD receptions	Coby Fleener, Stanford (1/03/11)
Had 2 TD receptions	Dyami Brown, at North Carolina (10/10/20)
Intercepted 3 passes	Nick Anderson, at Wake Forest (10/24/20)
Intercepted 2 passes	Noah Taylor, at Virginia (11/29/19)
Returned a KO for TD	Christian Jones, Alabama (8/31/13)
Returned punt for TD	Jeff Thomas, vs Miami (11/17/18)
Returned an INT for TD	Dorian O'Daniel, vs. Clemson (9/30/17)
Returned/recovered a fumble for TD	Jordan Wright, vs. Kentucky (12/31/19)
Returned blocked punt for TD	T.J. Lee, East Carolina (8/30/08)
Returned blocked FG for TD	NEVER
Returned blocked PAT for 2 pts	Nigel Bradham, Florida State (12/04/10)
Blocked an extra point	Richard Ash, Western Michigan (9/27/14)
Blocked a FG	Nasir Adderley, vs. Delaware (9/09/17)
Blocked a punt	Gabriel Terry, Miami (11/1/2012)
2-point conversion	vs. Rhode Island (10/12/19) Vito Priore pass to Aaron Parker
Made 6 FGs	NEVER
Made 5 FGs	Alex Henery, Nebraska (9/19/09)
Made 4 FGs	Freeman Jones, at North Carolina (10/13/18)
Made 3 FGs	Nick Sciba, at Wake Forest (10/24/20)
Kicked a 60+ FG	NEVER
Kicked a 50-59 FG	51, Alex Babir, vs. Liberty (11/7/20)
Kicked two 50+ FGs	51 & 53, Ross Martin, Duke (10/26/13)
Kicked a 40-49 FG	41, CJ Carrick, vs. Rhode Island (10/12/19)
Kicked a 70+ punt	76, Alex Henery, Nebraska (9/19/09)
Kicked a 60-69 punt	67, Nicholas Conte, vs. Virginia (11/26/16)

## TURNOVERS

### THE LAST TIME TECH...

Lost two fumbles	at Duke (10/3/20)
Lost three fumbles	vs. Clemson (12/5/20)
Lost four fumbles	vs. Liberty (9/03/16)
Lost five or more fumbles	5, vs. Tennessee (9/10/16)
Threw three interceptions	Hendon Hooker at Wake Forest (10/24/20)
Threw four interceptions	Logan Thomas vs. Duke (10/26/13)
Threw five interceptions	Maurice DeShazo vs. Virginia (11/19/94)
Threw six or more interceptions	7, vs. Florida St. (10/10/59)

### THE LAST TIME AN OPPONENT...

Lost two fumbles	vs. Liberty (11/7/20)
Lost three fumbles	vs. Boston College (10/17/20)
Lost four fumbles	Arkansas St. (8/25/02)
Lost five or more fumbles	5, Clemson (9/14/85)
Threw three interceptions	<b>vs. UNC (9/3/21)</b>
Threw four interceptions	Miami (10/5/19)
Threw five interceptions	Georgia Tech (11/1/07)
Threw six or more interceptions	6, Rutgers (11/21/98)

GAME ONE



**#10 UNC** 10  
**VIRGINIA TECH** 17

LANE STADIUM • BLACKSBURG, VA • SEPT. 2, 2021 • ATT: 65,632

BLACKSBURG, Va. (AP) Braxton Burmeister ran for a touchdown and threw for another and Virginia Tech made Sam Howell look pedestrian in a 17-10 victory over No. 10 North Carolina on Friday night in the opener for both teams.

Burmeister scored on a 4-yard run and found James Mitchell for an 11-yard scoring strike as the Hokies built a 14-0 lead they took into halftime.

Howell, who'd thrown eight touchdown passes in two prior games against Virginia Tech, was sacked six times and intercepted three times, the last when he threw wildly while in the grasp of Jordan Williams and found Chamarrri Conner at the Hokies 40.

The play was reviewed, and when the officials announced that it was an interception, the sellout crowd at Lane Stadium erupted with relief. Many fans joined the team in celebration on the field after the game, which marked the first time since the 2019 season that fan attendance was not limited.

Howell did become the Tar Heels' career touchdown pass leader with 69 when Josh Downs took a screen pass 37 yards for a score in the third quarter, but he was unable to find his usual magic late.

THE TAKEAWAY

The Hokies drove for two touchdowns and to the North Carolina 10 on their first three possessions, failing to score on the middle drive when Keshawn King fumbled the ball away. They then played conservatively until Howell's pass to Downs got the Tar Heels on the board at 14-7.

SCORING	1	2	3	4	F
North Carolina	0	0	7	3	10
Virginia Tech	7	7	0	3	17

- 1st - 10:01** VT Burmeister, B 4 yd run (Romo kick), (8-75, 4:59)
- 2nd - 03:07** VT Mitchell, J 11 yd pass from Burmeister (Romo kick), (12-80, 7:19)
- 3rd - 04:20** UNC Downs, J 37 yd pass from Howell (Atkins kick), (6-61, 2:55)
- 4th - 08:56** VT Romo 48 yd FG, (8-45, 5:02)
- 4th - 05:53** UNC Atkins 31 yd FG, (9-66, 3:46)

TEAM STATS	UNC	VT
First downs	18	17
Rushing yds.	30-146	43-127
Passing yds.	208	169
Punt return yds.	0	-1
Passes	17-33-3	12-19-1
Punts-avg.	4-42.2	4-44.2
Fumbles-lost	2-0	3-1
Penalties-yds.	5-44	2-25
Time of poss.	25:01	34:59

INDIVIDUAL STATS

**Rushing** — UNC: Chandler 10-66, Jones 6-43, Howell 13-35, Hood 1-2; VT: Holston 13-49, Burmeister 9-42, Robinson 2-25, Blackshear 11-16, Turner 1-12, King 3-2, Team 4-(-19)  
**Passing** — UNC: Howell 17-32-3 208, Team 0-1-0 0; VT: Burmeister 12-19-1 169.  
**Receiving** — UNC: Downs 8-123, Simmons 3-46, Green 2-20, Chandler 1-9, Walston 1-6, Jones 2-4; VT: Blackshear 3-66, Turner 4-64, Mitchell 3-36, Robinson 1-2, Delulius 1-1.