

### THE MATCHUP

#### VIRGINIA TECH HOKIES

0-0, 0-0 ACC

**Head Coach:** Mike Young (Emory & Henry, 1986)  
**Record at Virginia Tech:** 92-66 (6th Season)  
**Career Record:** 391-310 (23rd Season)  
**vs. Delaware State:** 2-0 (2-0 at VT)

VS

#### DELAWARE STATE HORNETS

0-0, 0-0 MEAC

**Head Coach:** Stan Waterman (Delaware, 1988)  
**Record at Delaware State:** 23-69 (4th Season)  
**Career Record:** Same  
**vs. Virginia Tech:** 0-1

GAME 1 | VIRGINIA TECH vs. DELAWARE STATE - NOV. 4, 2024 | 8PM | ACCNX | BLACKSBURG, VA. | CASSELL COLISEUM (8,925)



@HokiesMBB

#### BROADCAST INFORMATION

##### TV | ACCNX

Evan Hughes, PxP  
Mack McCarthy, Analyst

##### RADIO | VT Sports Network

Zach Mackey, PxP  
Mike Burnop, Analyst

##### VIDEO STREAM

ESPN.com and ESPN app

##### LIVE STATS

stats.hokiesports.com



@DSUMB

### PROJECTED STARTERS

Virginia Tech	Ht.	Wt.	Yr.	Hometown	PPG	RPG	Other
G 7 Brandon Rechsteiner	6-1	190	So.	Acworth, Ga.	1.8	0.7	11 assists vs. American last season
G 3 Jaydon Young	6-4	205	So.	Goldsboro, N.C.	1.8	0.8	37.5 3FG% last season
G 2 Jaden Schutt	6-5	205	r-So.	Yorkville, Ill.	DNP	DNP	2022 Gatorade POY in Illinois
F 1 Tobì Lawal	6-8	215	Jr.	London, England	7.7	6.0	Career-high 16 points vs. Memphis
C 34 Mylyjael Poteat	6-9	260	Gr.	Reidsville, N.C.	6.4	3.5	Has dropped over 25 lbs. at VT



### KEY STORYLINES

#### THE SERIES

- Virginia Tech is 3-0 all-time against Delaware State.
- The two sides last played in the 2022-23 season opener – a 95-57 home victory for the Hokies. Grant Basile dialed up a double-double of 30 points and 10 rebounds in the rout.
- VT hit a school-record 21 threes in a 100-64 victory over the Hornets on Nov. 20, 2019.
- The average margin of victory in the series is 29.7 in favor of the Hokies.

#### A WIN WOULD...

- Improve Tech's record in season openers to 89-28.
- Be the Hokies' ninth straight

season-opening win, dating back to 2016-17.

Season	Opponent	Score
2023-24	Coppin St.	100-55
2022-23	Delaware St.	95-57
2021-22	Maine	82-47
2020-21	Radford	77-62
2019-20	Clemson	67-60
2018-19	Gardner-Webb	87-59
2017-18	Detroit Mercy	111-79
2016-17	Maine	80-67

#### BE LIKE MIKE

- Mike Young will be inducted into Wofford's Athletics Hall of Fame as a member of the 2024 class.
- A five-member class, he will be joined by a pair of players he coached in Fletcher Magee and Cameron Jackson.
- Young compiled a 299-244

overall record at Wofford, while guiding the Terriers to five NCAA Tournaments.

- In his final season in Spartanburg, S.C., Young steered Wofford to a 30-5 overall record, including a perfect 18-0 mark in SoCon play.

#### SEASON-OPENER STREAKS

- A Tech win would move its current season-opener winning streak to nine, which would tie for fourth all-time in program history.

Seasons	Streak
1992-2013	21
1970-85	15
1908-22	14
1939-48	9
2016-pr.	8

### 2024-25 SCHEDULE

#### RECORD

0-0

##### ACC

0-0

##### NON-CONFERENCE

0-0

##### HOME

0-0

##### AWAY

0-0

##### NEUTRAL

0-0

Date	Opponent	TV	Time/Result
11/4	Delaware State	ACCNX	8 PM
11/8	USC Upstate	ACCNX	7 PM
11/11	Winthrop	ACCNX	7 PM
11/15	Penn State <sup>1</sup>	Peacock	7:30 PM
11/20	Jacksonville <sup>2</sup>	ACCNX	7 PM
11/25	Michigan <sup>3</sup>	FS1	6 PM
11/27	South Carolina/Xavier <sup>3</sup>	FS1	-

12/4	Vanderbilt <sup>4</sup>	ACCN	9:15 PM
12/7	Pitt <sup>*</sup>	ESPNU	2 PM
12/12	North Carolina A&T	ACCNX	7 PM
12/15	Navy	ACCNX	12 PM
12/21	Saint Joseph's <sup>5</sup>	CBSN	12 PM
12/31	Duke <sup>*</sup>	ACCN	4:30 PM

1/4	Miami <sup>*</sup>	ACCN	2 PM
1/8	at Stanford <sup>*</sup>	ACCN	9 PM
1/11	at Cal <sup>*</sup>	ACCN	6 PM
1/15	NC State <sup>*</sup>	ESPNU	7 PM
1/18	Wake Forest <sup>*</sup>	ACCN	2 PM
1/22	at Georgia Tech <sup>*</sup>	-	7 PM
1/25	Clemson <sup>*</sup>	ACCN	5 PM
1/29	at Florida State <sup>*</sup>	ACCN	7 PM

2/1	at Virginia <sup>*</sup>	ACCN	4 PM
2/5	SMU <sup>*</sup>	ACCN	9 PM
2/8	at Notre Dame <sup>*</sup>	CW	1 PM
2/15	Virginia <sup>*</sup>	CW	2 PM
2/18	at Boston College <sup>*</sup>	ACCN	9 PM
2/22	at Miami <sup>*</sup>	ACCN	6 PM
2/25	Louisville <sup>*</sup>	ACCN	9 PM

3/1	Syracuse <sup>*</sup>	CW	12 PM
3/4	North Carolina <sup>*</sup>	-	7 PM
3/8	at Clemson <sup>*</sup>	ESPNU	6 PM
3/11-15	ACC Tournament <sup>6</sup>	-	-

All Times Eastern

\* - ACC Game

1 - Hall of Fame Series Baltimore (Baltimore, Md.)

2 - Fort Myers Tip-Off (Blacksburg, Va.)

3 - Fort Myers Tip-Off (Fort Myers, Fla.)

4 - SEC/ACC Challenge (Blacksburg, Va.)

5 - Holiday Hoopfest (Philadelphia, Pa.)

6 - ACC Tournament (Charlotte, N.C.)



### CONTACT INFO

**Brian Cox** | Phone: (540) 250-0624  
Email: bcox90@vt.edu  
Associate AD, Creative Communications

## QUICK FACTS

### THE BASICS

University Name: Virginia Tech  
Location: Blacksburg, Va.  
Founded: 1872  
Enrollment: 38,000  
President: Dr. Tim Sands  
Director of Athletics: Whit Babcock  
Nickname: Hokies  
Mascot: HokieBird  
Colors: Chicago Maroon and Burnt Orange  
Affiliation: NCAA Division I  
Conference: Atlantic Coast (19th Season)

### FACILITY FACTS

CASSELL COLISEUM  
Capacity: 8,925  
Record in Arena: 663-214 (.756)  
First Game: VT vs. Alabama (Jan. 3, 1962)  
Largest Crowd: 11,500 (vs. Purdue, Dec. 3, 1966)

### TEAM INFORMATION

2023-24 Record: 19-15  
Home/Away/Neutral: 15-2-10/2-3  
Conference Record: 10-10  
Home/Away: 8-2-2-8  
Conference Finish: 18th  
Conference Tournament: Second Round  
Starters Returning/Lost: 0/5  
Letterwinners Returning/Lost: 5/9  
Newcomers: 9

Total seasons: 117  
First season: 1908-09  
All-Time Record: 1,556-1,287  
All-Time ACC Record: 156-191  
All-Time ACC Tournament Record: 15-19  
ACC Championship Game Appearances (Titles): 1 (1 - 2022)  
NCAA Tournament Appearances (Last): 13 (2022)  
All-Time NCAA Record: 8-13



## MEDIA INFORMATION

### CREDENTIALS

Outlets interested in obtaining credentials to cover Virginia Tech basketball home games must apply for credentials via: [media.hokiesports.com/credentials](http://media.hokiesports.com/credentials).

You may also email: [bcox90@vt.edu](mailto:bcox90@vt.edu).

All credentials for Virginia Tech home games this season will be issued on a single-game basis, and media seating is extremely limited.

### INTERVIEW POLICY

During ACC play, Mike Young conducts weekly media press conferences, via Zoom. To request the Zoom link for a particular week, please email Brian Cox ([bcox90@vt.edu](mailto:bcox90@vt.edu)).

**Gamedays:** Coach Mike Young and select players will be available to the media following a 10-minute cooling off period after the game. For home games, interviews of Coach Young and players will be conducted in-person in the Cassell Coliseum media center.

**Non-Gamedays:** All coach and player interview requests need to be arranged through the Virginia Tech Creative Communications Office - contact Brian Cox (c. 540-250-0624; e. [bcox90@vt.edu](mailto:bcox90@vt.edu)). Players and coaches should not be contacted directly under any circumstances.



## 2024-25 VIRGINIA TECH NUMERICAL ROSTER

No.	Name	Cl.	Pos.	Ht.	Wt.	Hometown	Previous School
1	Tobi Lawal	Jr.	F	6-8	215	London, England	VCU
2	Jaden Schutt	r-So.	G	6-5	205	Yorkville, Ill.	Duke
3	Jaydon Young	So.	G	6-4	205	Goldsboro, N.C.	Greensboro Day School
4	Rodney Brown Jr.	So.	G	6-6	185	Perris, Calif.	Cal
5	Patrick Wessler	r-So.	C	7-0	250	Matthews, N.C.	Combine Academy
7	Brandon Rechsteiner	So.	G	6-1	190	Acworth, Ga.	Etowah
8	Peter Carr	Fr.	G	6-5	205	West Chester, Pa.	West Chester East
9	Conner Venable	So.	G	6-3	195	Washington, D.C.	The Heights School
10	Tyler Johnson	Fr.	G	6-5	215	Orlando, Fla.	Oak Ridge
11	Ben Hammond	Fr.	G	5-11	170	Fairfax, Va.	Paul VI
13	Ben Burnham	Sr.	F	6-7	220	Fort Mill, S.C.	College of Charleston
21	Ryan Jones Jr.	Fr.	F	6-8	240	Gainesville, Fla.	The Rock School
22	Connor Serven	Gr.	F	6-8	225	Prairie City, Ill.	St. Rita
34	Mylyjael Poteat	Gr.	F	6-9	260	Reidsville, N.C.	Rice

## COACHING & SUPPORT STAFF

**Head Coach:** Mike Young (Emory & Henry, 1986)

**Record at VT:** 92-66 (6th Year)

**Overall Record:** 391-310 (23rd Year)

**Assistant Coach:** J.D. Byers (2nd Year)

**Assistant Coach:** Kevin Giltner (6th Year)

**Assistant Coach:** Christian Webster (9th Year)

**Chief of Staff:** Stephanie Ballein (6th Year)

**Special Assistant to the Head Coach:** Ace Custis (6th Year)

**Recruiting Coordinator:** Blake Wetherington (1st Year)

**Director of Player Personnel:** Eli Atzenhoffer (1st Year)

**Strength & Conditioning:** David Jackson (17th Year)

**Athletic Trainer:** Hisham Ziyout (6th Year)

## PRONUNCIATION GUIDE

<b>Tobi Lawal</b>	TOE-bee Lah-WOWL
<b>Jaden Schutt</b>	SHOOT
<b>Brandon Rechsteiner</b>	WRECK-stein-er
<b>Mylyjael Poteat</b>	Muh-LIE-juhl POH-teet

## ROSTER BY CLASS

Freshmen (4)	Sophomores (6)	Juniors (1)	Seniors (3)
Peter Carr	Rodney Brown Jr.	Tobi Lawal	Ben Burnham
Ben Hammond	Brandon Rechsteiner		Mylyjael Poteat*
Tyler Johnson	Jaden Schutt*		Connor Serven^
Ryan Jones Jr.	Conner Venable		
	Patrick Wessler*		
	Jaydon Young		

\* = Redshirt

^ = Graduate Student

## SOCIAL





## BY THE NUMBERS

23

VT head coach **Mike Young** enters his **Jordan Year** as a head coach, and sixth in Blacksburg. He's **eight wins** shy of **100** at the helm of the Hokies.

15

For the first time since **2017-19**, the Hokies have posted **back-to-back seasons** of averaging at least **15 assists per game**.

9

Tech welcomes **nine** newcomers for the 2024-25 season. Five have been added via the transfer portal, in addition to four freshmen.

## NOTEWORTHY

### NON-NEGOTIABLES

- Despite everything that's new with the men's basketball program, there are four things Mike Young is adamant won't change for the team this year: being a great teammate, representing Virginia Tech in a class fashion, taking care of the ball and great shot selection.

### SCHUTTA GETS HIS SHOT AGAIN

- Tech redshirt sophomore Jaden Schutt last played an in-season college basketball game on March 16, 2023. He played three minutes in Duke's 74-51 victory in the 2023 NCAA first round game vs. Oral Roberts at the Amway Center in Orlando, Fla.
- Monday's season opener vs. Delaware State will mark 599 days since Schutt took the floor against Oral Roberts.
- Schutt played in an exhibition on Nov. 1, 2023 against UNC Pembroke, then suffered a pair of injuries (knee and hand) that prompted a redshirt.

### CASSELL GUARDED

- Virginia Tech boasted a 15-2 record at home last season with its only two losses to Miami (without Hunter Cattoor) and Duke.
- In five seasons under Mike Young, the Hokies are 61-18 (.772) inside Cassell Coliseum.

Season	Home Record	Win %
2023-24	15-2	.882
2022-23	13-4	.765
2021-22	11-4	.733
2020-21	10-2	.833
2019-20	12-6	.667

### 5-MAN PROGRESSION

- Virginia Tech has had recent success with developing its centers with the likes of two-time All-ACC pick Keve Aluma and Lynn Kidd, who transferred to Miami in the offseason.
- Now, Mylyjael Poteat steps into the role on the horizon of his third season in Blacksburg.
- Below is a progression chart of Aluma, Kidd and Poteat. Aluma's 2018-19 season was at Wofford, Kidd's 2020-21 season was at Clemson and Poteat's 2020-21 season was at Rice.

Seasons	Player (School)	PPG
2018-19	Keve Aluma (Wofford)	6.9
2021-22	Keve Aluma (VT)	15.8

2020-21	Lynn Kidd (Clemson)	1.1
2023-24	Lynn Kidd (VT)	13.2
2020-21	Mylyjael Poteat (Rice)	4.5
2024-25	Mylyjael Poteat (VT)	?

### ROSTER FLIP

- The Hokies return just 12.8% of their scoring from a season ago, led by Mylyjael Poteat's 219 points.
- Only five of Tech's 14 players were on the 2023-24 roster: Poteat, Brandon Rechsteiner, Conner Venable, Patrick Wessler and Jaydon Young.
- The Hokies reeled in five from the transfer portal, including two from high major programs: Rodney Brown Jr. (Cal) and Jaden Schutt (Duke). Tobi Lawal (VCU), Ben Burnham (College of Charleston) and Connor Serven (Eastern Michigan) round out the transfer class.

### SHARE THE BASKETBALL

- Year in and year out, Virginia Tech is known as a great passing and facilitating team under Coach Young's direction.
- Three of the past five seasons, Tech has finished among the top-three in the ACC for assists per game.

Season	Assists Per Game	ACC Rank
2023-24	15.1	2
2022-23	15.5	2
2021-22	14.3	6
2020-21	14.2	8
2019-20	14.6	3

- Tech's 15.5 assists per game in 2022-23 were the second-most in program history since joining the ACC, trailing only the 2017-18 season (16.4).

### WE DON'T TURN THE BALL OVER HERE

- If one attends a VT men's basketball practice, you are almost guaranteed to hear head coach Mike Young say at some point: "We don't turn the ball over here."
- Over the last six seasons, only one Mike Young team has ranked outside the top 65 in the nation for turnovers per game – the 2023-24 team.

Season	Turnovers Per Game	Rank
2023-24	11.1	T104
2022-23	9.9	12
2021-22	10.9	37
2020-21	11.6	63
2019-20	9.9	4

2018-19	10.9	30
---------	------	----

### HOKIES HITTING FROM THE LINE

- Tech connected on a program-record 79.3% from the free-throw line last season, ranking fifth nationally.
- The Hokies converted 499 of 629 from the charity stripe.

School	FT%	Rank
Villanova	80.8	1
Princeton	80.6	2
Indiana State	79.6	3
Wake Forest	79.5	4
Virginia Tech	79.3	5

### YOUNG MOVING UP THE RANKS

- Mike Young heads into his sixth season in Blacksburg and is seventh in all-time wins at VT.

Name	Seasons	Record
Charles Moir	11 (1976-87)	213-119 (.642)
Seth Greenberg	9 (2003-12)	170-123 (.580)
Chuck Noe	7 (1955-62)	109-51 (.681)
Howie Shannon	7 (1964-71)	104-68 (.605)
Bill Foster	6 (1991-97)	101-78 (.564)
Buzz Williams	5 (2014-19)	100-69 (.592)
Mike Young	5 (2019-pr.)	92-66 (.582)
Don DeVoe	5 (1971-76)	88-45 (.662)

### 1-800-TRIFECTA

- As a team, the Hokies buried 319 treys in 2021-22 – the second-most in a single season in Tech history.
- Two of the Hokies' three best single-season marks have come under Coach Young.

Season	3FG	3FG%
2018-19	327	39.4
2021-22	319	39.2
2019-20	315	35.2

- The Hokies have eclipsed the 35% threshold from beyond the arc in four of Young's five seasons in Blacksburg.

Season	3FG	3FG%
2023-24	276	34.8
2022-23	281	35.8
2021-22	319	39.2
2020-21	180	35.4
2019-20	315	35.2

### EFFICIENT FROM INSIDE THE ARC AS WELL

- Tech's motion offense allows the Hokies to play with freedom, create opportunities for open shots and allows them to play efficiently.
- Although Tech has a history of strong

3-point shooting teams, last season VT led the ACC in 2-point FG% at 54.8%.

School	2-PT FG%	Rank
Virginia Tech	54.8	1
Clemson	54.7	2
Wake Forest	54.0	3
Duke	53.4	4
Syracuse	52.5	5

### LA-WOW FACTOR

- A transfer we're keeping our eyes on is Tobi Lawal. The VCU transfer has a high motor and will be extremely versatile for the Hokies.
- He also recorded a 49.5" vertical in the summer of 2023.

### TRACKING ON 400

- Mike Young is closing in on career win No. 400. He would become the fourth active ACC head men's basketball coach to reach the milestone.

Rank	Head Coach	School	Career Wins
1	Jim Larrañaga	Miami	740
2	Leonard Hamilton	Florida State	621
3	Brad Brownell	Clemson	432
4	<b>Mike Young</b>	<b>Virginia Tech</b>	<b>391</b>
5	Jeff Capel III	Pitt	272

### EIGHT STRAIGHT TRIPS TO THE POSTSEASON

- With the Hokies' selection into the 2024 NIT, they have now been selected for a postseason tournament in eight consecutive seasons.

Year	Postseason Tournament	Head Coach
2024	NIT	Mike Young
2023	NIT	Mike Young
2022	NCAA	Mike Young
2021	NCAA	Mike Young
2019	NCAA	Buzz Williams
2018	NCAA	Buzz Williams
2017	NCAA	Buzz Williams
2016	NIT	Buzz Williams

- A pretty remarkable turnaround for a program that prior to 2017 had only gone to the NCAA Tournament once (2007) in 20 years. Tech has been to the Big Dance a total of 13 times in program history and 14 times to the NIT.


### PRESEASON PICKS

- Tech was predicted to finish 14th in the newly-expanded 18-team ACC. It's the lowest the Hokies have been picked since Mike Young's first season in Blacksburg in 2019-20.
- The Hokies have met or exceeded preseason predictions three of Young's five seasons at the helm.

Season	Preseason Ranking	Final Ranking
2024-25	14	TBD
2023-24	8	8
2022-23	7	11
2021-22	5	7
2020-21	11	3
2019-20	14	12

### GET AFTER THE GLASS

- VT ranked 10th in the ACC and 191st nationally in rebound margin last season. Most of the rebounding struggles lie on the offensive side where the Hokies grabbed just 25% of their offensive rebound opportunities, which ranked 298th out of 362 programs per Ken Pomeroy.
- In 13 of its 21 games against ACC foes last season, Tech lost the battle of the boards, including double-digit margins against Duke (-18), Pitt (-14), Boston College (-13) and North Carolina (-12).
- The additions of Tobi Lawal, Ben Burnham and Tyler Johnson, among others, should greatly improve that department for the Hokies in 2024-25.



## "HOKIE TRACKS" ↓↓

### COMMENTS THAT LEFT AN IMPRESSION

"[There are] so many little things that I don't want to say I've taken for granted, but other than Year 1 when Cattoor and those guys were freshmen, we've always had our core back. ... So many things you didn't have to teach and worry about, they were so on to it and they were teaching the younger people, so that part's been hard. But at the same time, it's been refreshing. We've done a lot more teaching through the summer and through our first five practices than we've done in quite some time. You're really and truly stripping it back to the shell and building it again, and that part of it's been a lot of fun through five practices."

**- Mike Young on not returning any core players and the level of teaching required through the preseason**

"He is a hard-rocking man. Man, does he play hard. Holy smokes. He's going to be a good one around here for a long time, a fierce offensive rebounder."

**- Mike Young on Tyler Johnson**

"We play with a chip on our shoulder. We've been counted out before. ... We've got a lot more talent than people think, so I think we've got a good year coming. Some guys didn't get a lot of playing time last year [who are] returners. Some guys came from mid-majors. We're all tough and that's where the chip on the shoulder comes from. When I came out of high school, I only had two offers. So that's where it comes from for me."

**- Ben Burnham on the team's identity and playing with a chip on their shoulder**



## TEAM COMPARISON

VT	Stat	DSU
74.9	Points Per Game	70.6
71.0	Opponents Points Per Game	71.0
+3.9	Scoring Margin	-0.4
32.4	Rebounds Per Game	34.4
+0.5	Rebounding Margin	+2.1
.465	FG Percentage	.434
.452	FG Percentage Defense	.434
.348	3FG Percentage	.320
.339	3FG Percentage Defense	.363
8.1	3FG Made Per Game	4.6
.793	FT Percentage	.706
15.1	Assists Per Game	12.1
11.1	Turnovers Per Game	14.8

## CORE PILLARS

- The six core pillars of the Virginia Tech men's basketball program are: smart, tough, obsessed, no excuses, every day and skilled.

## NAW IN PARIS

- Nickeil Alexander-Walker (2017-19) competed for Team Canada at the 2024 Paris Olympics. The Canadians advanced to the quarterfinals before falling to host France.
- Currently playing for the Minnesota Timberwolves of the NBA, Alexander-Walker became just the second Hokie to qualify for the Olympics in men's basketball (Bimbo Coles, 1988, Seoul, South Korea).

## 50 SPOT

- Tech shot over 50% in a game five times during the 2020-21 season - going 5-0.
- Since Young got to Blacksburg, the Hokies are 42-5 in contests shooting 50% or greater - only losses: vs. BYU (11/27/19), vs. Miami (1/26/22), at College of Charleston (11/20/22), at Miami (1/31/23), vs. South Carolina (11/10/23).
- Since the 2010-11 season, Tech is 113-16 when shooting 50% or better.

## BYERS BOUGHT IN ON DEFENSIVE END

- J.D. Byers was hired as an assistant coach in April, bringing 13 years of experience at the Division I level with him to Blacksburg. He worked three stints with current Penn State head coach Mike Rhoades, most recently at VCU from 2017 to 2023.
- According to KenPom, VCU ranked 15th in adjusted defensive efficiency in 2022-23. Its three rankings the prior four seasons: seventh, 14th, 45th and seventh. Tech has only posted a top-40 defense five times since joining the ACC in 2004, the last time being 2019-20 under Buzz Williams (No. 20). H/T David Cunningham
- Though he wasn't necessarily the main reason why the Rams were so stingy on defense, Byers brought those lessons to Blacksburg. He watched Tech's games from last season through a unique lens since he

wasn't involved, and the players said his feedback in specific areas has really helped.

## DANCIN' IN BACK-TO-BACK SEASONS

- In previous seasons in Virginia Tech history, the fastest head coach to make the NCAA Tournament was in Year Three. Those Hokies were Howie Shannon, Charlie Moir and Buzz Williams.
- Therefore, with Mike Young doing so in Year Two, he became the fastest Tech coach to make The Dance.
- The Hokies have also never had a head coach lead them to the NCAA Tournament in two of their first three seasons.
- Mike Young becomes just the third head coach in program history to register multiple trips to the NCAA Tournament, joining Charlie Moir and Buzz Williams.
- Here's a rundown of the head coaches who have guided Tech to the NCAA Tournament.

Head Coach	NCAAT Years	# of App.
Charlie Moir	1979, 1980, 1985, 1986	4
Buzz Williams	2017, 2018, 2019	3
<b>Mike Young</b>	<b>2021, 2022</b>	<b>2</b>
Don DeVoe	1976	1
Bill Foster	1996	1
Seth Greenberg	2007	1
Howie Shannon	1967	1


## GOT TO WIN ON THE ROAD

- In order for the Hokies to return to the NCAA tournament, they must find a way to improve their record away from Cassell Coliseum.
- In each of the last two seasons, Tech has gone 2-10 in true road games.
- "We've got to do a better job of going away from home, away from the friendly confines of the Cassell, and win games," Mike Young said. "That's a big deal. I think we went 2-8 in the league last year, and that's just not good enough. That's the difference between an NCAA tournament berth and not going to the greatest tournament on Earth."

## TIMES ARE CHANGING

- Only four scholarship players return for the Hokies in 2024-25. With the addition of nine newcomers, the new-look roster makes Mike Young think back to his connection with Fork Union Military Academy.
- A 1982 graduate who was inducted into the school's Hall of Fame in 2022, Young played for the late Fletcher Arritt, a member of the Naismith Memorial Basketball Hall of Fame who sent over 400 players on to play at the college level and won 889 career games.
- Young, who visited Arritt often at Fork Union when he was the coach at Wofford, recalled a conversation they had one spring about Arritt having to field a new team every year. Young thought to himself on several occasions, "I would never want to do that."

The 2024-25 season marks the 23rd for Mike Young as a head coach.



## SPECIALTY STAT TRACKER

Opponent	Off TOs	Paint	2nd Chance	FB	Bench
Delaware State					
USC Upstate					
Winthrop					
vs. Penn State					
Jacksonville					
vs. Michigan					
vs. SC/Xavier					
Vanderbilt					
Pitt					
North Carolina A&T					
Navy					
vs. Saint Joseph's					
at Duke					
Miami					
at Stanford					
at Cal					
NC State					
Wake Forest					
at Georgia Tech					
Clemson					
at Florida State					
at Virginia					
SMU					
at Notre Dame					
Virginia					
at Boston College					
at Miami					
Louisville					
Syracuse					
North Carolina					
at Clemson					
<b>Total +/-</b>					
<b>Season Highs</b>					

## FAST BREAK

Tech has registered **two** wins over **top five** programs under head coach Mike Young - most recently an 81-73 win over No. 3 Villanova on Nov. 28, 2020.

**SCHOOL RECORDS**
**INDIVIDUAL**

Games Played (Season)	36, by 5 players
Games Started (Season)	36, by 5 players
Games Played (Career)	152, Hunter Cattoor (2019-24)
Games Started (Career)	126, Dell Curry (1982-86); Bobby Beecher (1982-86)
Consecutive Starts	123, Ace Custis (1993-97)
Minutes Played (Game)	55, by 3 players
Minutes Played (Season)	1,300, Malcolm Delaney (2010-11), 34 games
Minutes Played (Highest Season Average)	38.6, Jay Purcell (1991-92), 28 games
Minutes Played (Career)	4,688, Malcolm Delaney (2007-11)
Minutes Played (Highest Career Average)	35.1, Dale Solomon, 1978-82
Points (Overall Game)	52, Allan Bristow vs. George Washington (2-21-73)
Points (ACC Game)	37, Malcolm Delaney vs. Clemson (1-29-09)
Points (ACC Tournament Game)	32, Jalen Hudson vs. Wake Forest (3-10-15)
Points (NCAA Tournament)	29, Glen Combs vs. Indiana (3-17-67)
Points (NIT)	33, A.D. Vasallo vs. Duquesne (3-18-09)
Points (Season)	801, Erick Green (2012-13), 32 games
Points (ACC Season)	469, Erick Green (2012-13), 18 games
Points (Season Average)	26.6, Bimbo Coles (1988-89), 27 games
Points (Double-Figure Games, Season)	34, Dell Curry (1983-84), 35 games
Points (Career)	2,484, Bimbo Coles (1986-90)
Points (Career Average)	23.1, Allan Bristow (1970-73)
Points (Double-Figure Games, Career)	115, Dell Curry (1982-86)
Field Goals Made (Game)	22, Allan Bristow vs. George Washington (2-21-73)
3-Pointers Made (Game)	9, Hunter Cattoor at Florida State (1-29-22); Justin Robinson vs. Syracuse (1-26-19)
Field Goals Made (Season)	305, Dell Curry (1985-86), 30 games
3-Pointers Made (Season)	106, Wally Lancaster (1987-88), 29 games
Field Goals Made (Career)	1,021, Dell Curry (1982-86)
3-Pointers Made (Career)	332, Hunter Cattoor (2019-24)
Free Throws Made (Game)	20, by 3 players
Free Throws Made (Season)	230, Malcolm Delaney (2009-10), 33 games
Free Throws Made (Career)	721, Malcolm Delaney (2007-11)
Rebounds (Game)	36, Chris Smith vs. Washington & Lee (1-9-59)
Rebounds (Season)	495, Chris Smith (1959-60), 26 games
Rebounds (Career)	1,508, Chris Smith (1957-61)
Assists (Game)	12, by 3 players
Assists (Season)	192, Dave Sensibaugh (1975-76), 28 games
Assists (Career)	547, Bimbo Coles (1986-90)
Steals (Game)	8, by 3 players
Steals (Season)	94, Jamon Gordon (2006-07), 34 games
Steals (Career)	295, Dell Curry (1982-86)
Blocks (Game)	9, Roy Brow vs. James Madison (12-6-86); vs. Baptist College (12-12-87)
Blocks (Season)	100, Roy Brow (1987-88), 28 games
Blocks (Career)	251, Roy Brow (1984-88)

**TEAM**

Points (Game)	141, vs. Southern Miss (2-6-88)
Points (Season)	2,646, 1987-88, 29 games
Field Goals Made (Game)	52, vs. VMI (2-20-59)
Field Goals Made (Season)	1,058, 1983-84, 35 games
FG Percentage (Game)	.722 (39-54), vs. Syracuse (1-28-76)
FG Percentage (Season)	.517 (1,030-1,993), 1981-82
3-Pointers Made (Game)	21, vs. Delaware State (11-20-19)
3-Pointers Made (Season)	327, 2018-19, 35 games
3FG Percentage (Game)	.720 (18-25), at Florida State (1-29-22)
3FG Percentage (Season)	.403 (290-720), 2016-17
Rebounds (Game)	83, vs. VMI (2-19-61)
Assists (Game)	36, vs. The Citadel (11-12-17)
Steals (Game)	21, at Clemson (2-8-06)
Blocks (Game)	15 (2x), last vs. VMI (12-9-09)

**2024-25 HONORS WATCH**


Hunter Cattoor finished first all-time at VT in career 3-pointers made with 332 and career games played with 152.





LIL POPPA PUMP

- Brandon Rechsteiner is the son of Scott Steiner, who enjoyed a sports entertainment career that spanned more than three decades, including time with WWE.
- Scott wrestled at the University of Michigan before moving on to the professional ranks.



PAUL VI TO VT PIPELINE

- Ben Hammond was the point guard for Paul VI, which finished the 2023-24 season 35-3 and ranked No. 2 in the country by ESPN.
- The Fairfax, Va., native played all four years for the Panthers, becoming the program's all-time winningest player after guiding PVI to four VISAA state titles and two WCAC titles.
- He also competed for Team Takeover on the Nike EYBL circuit, joining former Tech star Erick Green as the only Hokies with both Paul VI and Team Takeover ties.
- Green led the nation in scoring during the 2012-13 season, averaging 25 points per game (801 total points) en route to ACC Player of the Year and AP All-America third team honors.

LEADING AT THE BREAK

- Over the last four seasons, Tech is 67-15 when leading at halftime.
- The Hokies are 79-20 in the Mike Young era when up at half.



NATIONAL POLLS

ASSOCIATED PRESS POLL

Updated: Preseason

Rank	School	Record	Points
1	Kansas (30)	0-0	1449
2	Alabama (14)	0-0	1428
3	UConn (11)	0-0	1345
4	Houston (4)	0-0	1343
5	Iowa State	0-0	1177
6	Gonzaga (1)	0-0	1157
7	Duke	0-0	1154
8	Baylor	0-0	1109
9	North Carolina	0-0	1037
10	Arizona	0-0	905
11	Auburn	0-0	901
12	Tennessee	0-0	775
13	Texas A&M	0-0	737
14	Purdue	0-0	678
15	Creighton	0-0	631
16	Arkansas	0-0	625
17	Indiana	0-0	492
18	Marquette	0-0	484
19	Texas	0-0	332
20	Cincinnati	0-0	271
21	Florida	0-0	249
22	UCLA	0-0	210
23	Kentucky	0-0	191
24	Ole Miss	0-0	132
25	Rutgers	0-0	102

**Receiving Votes:** Illinois 92, St. John's 91, Xavier 73, Texas Tech 58, Wake Forest 37, Kansas State 30, Ohio State 29, Michigan State 29, Michigan 19, BYU 14, Oregon 12, Miami 11, McNeese 11, Providence 9, Clemson 9, Saint Louis 9, Boise State 9, VCU 6, Mississippi State 6, Saint Mary's 5, Wisconsin 5, Louisville 4, UAB 4, Grand Canyon 3, Little Rock 3, Princeton 2, San Diego State 2, Arizona State 2, High Point 1, Maryland 1

USA TODAY COACHES' POLL

Updated: Preseason

Rank	School	Record	Points
1	Kansas (15)	0-0	743
2	Alabama (6)	0-0	718
3	UConn (6)	0-0	717
4	Houston (4)	0-0	698
5	Duke	0-0	625
6	Iowa State	0-0	591
7	Gonzaga	0-0	575
8	Baylor	0-0	545
9	Arizona	0-0	510
10	North Carolina	0-0	498
11	Auburn	0-0	465
12	Tennessee	0-0	437
13	Purdue	0-0	390
14	Creighton	0-0	342
15	Texas A&M	0-0	332
16	Arkansas	0-0	272
17	Marquette	0-0	268
18	Indiana	0-0	208
19	Texas	0-0	166
20	Cincinnati	0-0	163
21	Florida	0-0	130
22	UCLA	0-0	123
23	Kentucky	0-0	95
24	Illinois	0-0	87
25	Ole Miss	0-0	66

**Receiving Votes:** Texas Tech 60, Rutgers 57, St. John's 42, Xavier 26, Michigan State 25, Oregon 16, BYU 16, Kansas State 11, Saint Mary's 9, Boise State 9, Clemson 8, Dayton 7, Ohio State 7, Maryland 4, Grand Canyon 3, Mississippi State 2, Virginia 2, Princeton 2, Wake Forest 2, San Diego State 2, Wisconsin 1

TRACKING TECH

	AP	Coaches
Preseason	-	-
11/13	-	-
11/20	-	-
11/27	-	-
12/4	-	-
12/11	-	-
12/18	-	-
12/25	-	-
1/1	-	-
1/8	-	-
1/15	-	-
1/22	-	-
1/29	-	-
2/5	-	-
2/12	-	-
2/19	-	-
2/26	-	-
3/4	-	-
3/11	-	-
3/18	-	-
Final	-	-

**Ratings Tracker** (through November 1)

ESPN.com BPI	-
KenPom.com	98
Massey	68
NCAA NET Rankings	-
Bart Torvik	92

**Virginia Tech's "Best" NET Wins:**

-	-
---	---



2023-24 RANKING SUMMARY

Statistic	National Rank	Conference Rank	Value	National Leader	Value	Conference Leader	Value
Assist/Turnover Ratio (351 ranked)	65	7	1.37	UConn	1.95	Virginia	1.86
Assists Per Game (351 ranked)	60	2	15.1	Kansas	19.0	Duke	15.3
Bench Points per game (351 ranked)	132	3	20.59	Cornell	36.03	Florida St.	27.82
Blocks Per Game (351 ranked)	306	14	2.4	App State	6.8	Virginia	5.0
Effective FG pct (351 ranked)	58	4	0.538	Indiana St.	0.600	Duke	0.546
Fastbreak Points (351 ranked)	307	11	6.79	TCU	17.79	Syracuse	13.00
Field Goal Percentage (351 ranked)	68	4	46.5	Wright St.	53.0	Duke	47.5
Field Goal Percentage Defense (351 ranked)	268	12	45.2	Houston	37.9	Virginia	40.6
Fouls Per Game (351 ranked)	96	9	15.9	Creighton	11.5	Miami (FL)	13.1
Free Throw Attempts Per Game (351 ranked)	208	8	18.5	Winthrop	26.8	North Carolina	22.8
Free Throw Percentage (351 ranked)	5	2	79.3	Villanova	80.8	Wake Forest	79.5
Free Throws Made Per Game (351 ranked)	118	5	14.7	High Point	20.1	North Carolina	17.3
Rebound Margin (351 ranked)	191	10	0.5	Saint Mary's (CA)	11.9	North Carolina	7.3
Rebounds (Defensive) Per Game (351 ranked)	221	11	24.65	UT Martin	31.06	North Carolina	28.86
Rebounds (Offensive) Per Game (351 ranked)	333	15	7.74	Texas A&M	17.42	North Carolina	12.22
Rebounds Per Game (351 ranked)	321	15	32.38	Texas A&M	42.81	North Carolina	41.08
Scoring Defense (351 ranked)	135	7	71.0	Houston	57.6	Virginia	59.7
Scoring Margin (351 ranked)	119	6	3.9	UConn	18.0	Duke	12.3

GAMES STARTED

	Streak	24-25	Career	ACC
Tobi Lawal	-	-	-	-
Jaden Schutt	-	-	-	-
Jaydon Young	-	-	-	-
Rodney Brown Jr.	-	-	-	-
Patrick Wessler	-	-	-	-
Brandon Rechsteiner	-	2	2	-
Peter Carr	-	-	-	-
Conner Venable	-	-	-	-
Tyler Johnson	-	-	-	-
Ben Hammond	-	-	-	-
Ben Burnham	-	-	-	-
Ryan Jones Jr.	-	-	-	-
Connor Serven	-	-	-	-
Mylyjael Poteat	-	1	4	1



NON-CONFERENCE BREAKDOWN

Team	NET	Result
Delaware State	-	-
USC Upstate	-	-
Winthrop	-	-
Penn State	-	-
Jacksonville	-	-
Michigan	-	-
South Carolina/Xavier	-	-
Vanderbilt	-	-
North Carolina A&T	-	-
Navy	-	-
Saint Joseph's	-	-



Tech returns to The Palestra for the first time since it went 1-1 in the 2009 Philly Hoop Group Classic. VT is 5-16 all-time in the City of Brotherly Love.



Tobi Lawal is one of the most athletic college basketball players in the country with a 49.5-inch vertical.

SEASON BREAKDOWN

TECH'S RECORD WHEN...

	2024-25
Overall	0-0
ACC	0-0
At home	0-0
On the road	0-0
At neutral sites	0-0
After a win	0-0
After a loss	0-0
In overtime	0-0
vs. ranked opponents	0-0
Winning the opening tip	0-0
Losing the opening tip	0-0
Decided by 1-4 points or OT	0-0
Decided by 5-10 points	0-0
Decided by 11-20 points	0-0
Decided by 21+ points	0-0
Leading at half	0-0
Tied at half	0-0
Trailing at half	0-0
VT shoots 50% or better	0-0
VT shoots 40-49.9%	0-0
VT shoots less than 40%	0-0
VT out-shoots opponent	0-0
Opp. out-shoots VT	0-0
Opp. shoots 40% or better	0-0
Opp. shoots less than 40%	0-0
VT out-rebounds opponent	0-0
Opp. out-rebounds VT	0-0
Rebounds are tied	0-0
VT has more FT attempts	0-0
Opp. has more FT attempts	0-0
VT makes more 3-pointers	0-0
Opp. makes more 3-pointers	0-0
VT wins turnover battle	0-0
Opp. wins turnover battle	0-0
Turnovers are tied	0-0
VT scores 100+	0-0
VT scores 90-99 points	0-0
VT scores 80-89 points	0-0
VT scores 70-79 points	0-0
VT scores 60-69 points	0-0
VT scores 50-59 points	0-0
VT scores < 50 points	0-0
Opp. scores > 99 points	0-0
Opp. scores 90-99 points	0-0
Opp. scores 80-89 points	0-0
Opp. scores 70-79 points	0-0
Opp. scores 60-69 points	0-0
Opp. scores 50-59 points	0-0
Opp. scores < 50 points	0-0
Playing on Monday	0-0
Playing on Tuesday	0-0
Playing on Wednesday	0-0
Playing on Thursday	0-0
Playing on Friday	0-0
Playing on Saturday	0-0
Playing on Sunday	0-0
In November	0-0
In December	0-0
In January	0-0
In February	0-0
In March	0-0
Playing during the day	0-0
Playing at night	0-0
Wearing White	0-0
Wearing Maroon	0-0
Wearing Orange	0-0
Wearing Black	0-0

STARTING LINEUPS

W/L

0-0 Brandon Rechsteiner, Jaydon Young, Jaden Schutt, Tobi Lawal, Mylyjael Poteat

Margin of Victory/Defeat

	1	2	3	4	5	6	7	8	9	10	11-19	20+
Wins	-	-	-	-	-	-	-	-	-	-	-	-
Losses	-	-	-	-	-	-	-	-	-	-	-	-

Most First Half Points

Virginia Tech	-
Opponents	-

Most Second Half Points

Virginia Tech	-
Opponents	-

Fewest First Half Points

Virginia Tech	-
Opponents	-

Fewest Second Half Points

Virginia Tech	-
Opponents	-

Largest Halftime Lead

Virginia Tech	-
Opponents	-

Largest Margin of Victory

Virginia Tech	-
Opponents	-

MISCELLANEOUS

How 1st Points Were Scored	Rebounds Leader	Blocks Leader	15+ Rebounds
Layup	-	-	-
3FG	-	-	-
Jumper	-	Assists Leader	10+ Points
Dunk	-	-	20+ Rebounds
Free Throw	-	-	-
Tip-in	-	Steals Leader	5+ Assists
	-	-	-
Scored VT's 1st Points	-	30+ Points	10+ Assists
	-	-	-
First Off VT Bench	-	10+ Rebounds	5+ Steals
	-	-	-
Points Leader	-	-	5+ Blocks
	-	-	-
	-	-	Double-Doubles
	-	-	-
	-	-	Triple-Doubles
	-	-	-


**THE LAST TIME**
**LAST TIME VIRGINIA TECH...**

Scored 100+ points and won	100-55, vs. Coppin State, 11/6/23
Scored 100+ points and lost	100-104 (2OT), vs. Maryland, 2/27/10
Played in OT	65-70 (OT), at Boston College, 12/21/22
Played in consecutive OTs	82-77 (OT), vs. UAB, 11/28/15; 79-81 (OT), vs. Northwestern, 12/1/15
Played in 2OT	79-77 (2OT), vs. North Carolina, 1/22/20
Played in 3OT	95-102 (3OT), vs. Miami (Fla.), 2/19/20
Scored 100+ points	100-55, vs. Coppin State, 11/6/23
Scored 90-99 points	91-67, vs. Georgia Tech, 1/27/24
Scored 80-89 points	82-76, vs. Notre Dame, 3/9/24
Scored 70-79 points	73-81, at Ohio State, 3/23/24
Scored 60-69 points	64-79, at Pitt, 2/24/24
Scored 50-59 points	57-65, at Virginia, 1/17/24
Scored 40-49 points	47-24, at #23 NC State, 2/2/19
Scored 30-39 points	39-65, at #19 Virginia, 1/4/20
Scored 20-29 points	27-40, at McGuire Hospital, 2/2/46
Scored 10-19 points	16-45, at Virginia, 1/30/39
Scored less than 10 points	9-29, vs. North Carolina, 1/12/35
Allowed 100+ points	95-102 (3OT), vs. Miami (Fla.), 1/19/20
Allowed 90-99 points	81-96, at #7 North Carolina, 2/17/24
Allowed 80-89 points	73-81, at Ohio State, 3/23/24
Allowed 70-79 points	82-76, vs. Notre Dame, 3/9/24
Allowed 60-69 points	80-64, at Louisville, 3/5/24
Allowed 50-59 points	74-58, vs. Richmond, 3/19/24
Allowed 40-49 points	75-41, vs. Virginia, 2/19/24
Allowed 30-39 points	65-39, vs. Radford, 11/15/21
Allowed 20-29 points	47-24, at #23 NC State, 2/2/19
Allowed 10-19 points	60-19, vs. Lynchburg, 1/9/46
Allowed less than 10 points	28-9, vs. Hampden-Sydney, 1/17/1923
Scored at least 60 points in a half	66, 2nd Half, vs. The Citadel, 11/12/17
Largest margin of victory	83, vs. Randolph-Macon (87-4), 1/10/1911
Largest margin of victory in ACC	38, vs. Wake Forest (84-46), 2/27/21
Defeated a ranked opponent on the road	47-24, at #23 NC State, 2/2/19
Defeated a ranked opponent at home	87-72, vs. #21 Clemson, 1/10/24
Defeated a ranked opponent on a neutral court	82-67, vs. #7 Duke, 3/12/22
Defeated a defending national champion	65-51, vs. #8 Virginia, 1/30/21
Held opponent without a double-figure scorer	65-39, vs. Radford, 11/15/21
Failed to have a double-figure scorer	41-57, vs. Temple, 2/25/96
Had 5 or more players score in double figures	5, at Louisville, 3/5/24
Had 6 or more players score in double figures	at #7 North Carolina, 2/17/24
Had 7 or more players score in double figures	vs. Cornell, 12/8/21
Did not make a 3FG	at Providence, 2/1/03
Opponent did not make a 3FG	vs. Virginia, 2/14/22
Did not shoot a FT in the first half	vs. Miami, 1/13/24
Did not shoot a FT in the second half	at Syracuse, 2/27/24
Opponent did not shoot a FT	vs. Merrimack, 11/21/21
Opponent did not make a FT	vs. Florida State, 3/4/23
Held an opponent under 10 points in a half	9, vs. Eastern Michigan (1H), 12/22/11
Held an opponent under 20 points in a half	17, vs. Pitt (1H), 2/7/22
Had double-figure blocked shots	10, vs. Wake Forest, 2/27/21
Came back from a double-figure deficit to win	15, vs. Wake Forest, 3/2/24
Lost a double-digit lead	10, at Miami, 2/3/24
Led by 20 or more points at halftime	20, vs. Virginia, 2/19/24
Had 20-29 assists in a game	20, vs. Wake Forest, 3/2/24
Had 30 or more assists	36, vs. The Citadel, 11/12/17
Held a team under 20 percent from the floor	16.7%, at No. 23/22 NC State, 2/2/19
Held a team under three made FGs in a half	2, vs. Notre Dame, 1/10/21
Won an ACC Tournament Championship	82-67, vs. #7 Duke, 3/12/22
Won an NCAA Tournament game	67-58, vs. Liberty, 3/24/19

**WHAT'S A HOKIE?**

The answer leads all the way back to 1896 when Virginia Agricultural and Mechanical College changed its name to Virginia Polytechnic Institute. With the change came the necessity for writing a new cheer and a contest for such a purpose was held by the student body.

Senior O.M. Stull won first prize for his "Hokie" yell which is still used today. Later, when asked if "Hokie" had any special meaning, Stull explained the word was solely the product of his imagination and was used only as an attention-getter for his yell. It soon became a nickname for all Tech teams and for those people loyal to Tech athletics.



The official university school colors - Chicago Maroon and Burnt Orange - also were introduced in 1896. The colors were chosen by a committee because they made a 'unique combination' not worn elsewhere at the time. The official definition of "Hokie" is "a loyal Virginia Tech Fan."


**OUR NAME**


When referring to our name, we ask that you use Virginia Tech, Hokies or Tech - and not 'Vah Tech.' Thank you!




## THE LAST TIME

### LAST TIME A VIRGINIA TECH PLAYER...

Recorded a double-double	Lynn Kidd (12 pts./15 rebs.), vs. Florida State, 2/13/24
Recorded a triple-double	Justyn Mutts (12 pts./14 rebs./11 ast.), vs. Syracuse, 2/12/22
Two Tech players recorded double-doubles in same game	Sean Pedulla (15 pts./10 asts.) & Lynn Kidd (14 pts./11 rebs.), vs. Coppin State, 11/6/23
Two Tech players recorded double-doubles in consecutive games	vs. North Carolina (ACC Tournament), 3/13/09; vs. Duquesne (NIT), 3/18/09
Had five or more steals	Sean Pedulla (5), at Georgia Tech, 2/15/23
Had 10 or more assists in a game	Brandon Rechsteiner (11), vs. American, 12/21/23
Had 20 or more rebounds in a game	Jeff Allen (21), vs. Longwood, 12/14/08
Two Tech players with double-figure rebounds	Grant Basile (10) and Lynn Kidd (10), vs. Delaware State, 11/7/22
Two Tech players had five or more assists	Sean Pedulla (6) & MJ Collins (5), vs. Wake Forest, 3/2/24
Three Tech players had five or more assists	Justyn Mutts (8), Hunter Cattoor (8) & Grant Basile (5), vs. Syracuse, 1/28/23
Four Tech players had five or more assists	Kerry Blackshear Jr. (8), Devin Wilson (7), Justin Robinson (7) & Chris Clarke (5), vs. The Citadel, 11/12/17
Three Tech players made five or more 3FG	Nahiem Alleyne (5), Jalen Cone (5) & Isaiah Wilkins (5), vs. Delaware State, 11/20/19
Eight or more Tech players made a 3FG	8 players, at Pitt, 2/5/22
Two Tech players scored 20 or more points	Hunter Cattoor (26) & Lynn Kidd (21), vs. Wake Forest, 3/2/24
Three Tech players scored 20 or more points	Nickeil Alexander-Walker (25), Ahmed Hill (23) & Justin Robinson (23), vs. #23 Purdue, 11/18/18
Two Tech players scored 20 or more points in consecutive games	Nickeil Alexander-Walker & Kerry Blackshear Jr., 11/10/17 & 11/12/17
Tech player scored 30 or more points in consecutive games	Sean Pedulla, 1/10/24 & 1/13/24
Tech freshman scored 20 or more points in a game	Sean Pedulla (20), at Florida State, 1/29/22
Three Tech freshmen scored in double figures in a game	Hunter Cattoor (14), Jalen Cone (11) & Lander Nolley II (10), vs. North Carolina, 3/10/20
Four Tech freshmen scored in double figures in a game	Landers Nolley II (21), Tyrece Radford (21), Jalen Cone (15) & Nahiem Alleyne (10), at Wake Forest, 1/14/20
Tech player scored 30-39 points in a game	Sean Pedulla (33), vs. Miami, 1/13/24
Tech player scored 40-49 points in a game	Dorenzo Hudson (41), vs. Seton Hall, 1/2/10
Tech player scored 50+ points in a game	Bimbo Coles (51), vs. Southern Miss, 2/6/88
Tech player had consecutive double-doubles	Justyn Mutts, 11/17/22, 11/18/22
Tech player had three consecutive double-doubles	Keve Aluma, 1/27/21, 1/30/21, 2/3/21
Tech freshman had consecutive double-doubles	Kerry Blackshear Jr., 12/13/15, 12/19/15
Tech allowed a triple-double	Dennis Smith Jr. (27 pts./11 rebs./11 ast.), at NC State, 1/4/17
Tech had a walk-on score double figures	Christian Beyer (13), vs. Alabama A&M, 12/14/14







## MIKE YOUNG

Head Coach | Sixth Season at Virginia Tech

2020-21 ACC Coach of the Year

### CAREER RECORDS

Overall Record	391-310
Conference Games	220-172
Non-Conference Games	171-138
Conference Tournament	25-16
NCAA Tournament	1-7
Overtime Games	20-17
One-Point Games	12-15
vs. AP Top 25	10-32

### VS. CURRENT ACC HEAD COACHES

Coach	All	VT	Wofford
Earl Grant	1-3	1-3	-
Brad Brownell	5-5	5-3	0-2
Jon Scheyer	1-2	1-2	-
Leonard Hamilton	3-3	3-3	-
Damon Stoudamire	1-0	1-0	-
Pat Kelsey	2-1	0-1	2-0
Jim Larrañaga	4-8	3-7	1-1
Kevin Keatts	3-3	3-3	-
Hubert Davis	2-3	2-3	-
Micah Shrewsberry	2-1	2-1	-
Jeff Capel III	4-2	4-2	-
Adrian Autry	0-1	0-1	-
Tony Bennett	4-6	4-5	0-1
Steve Forbes	9-6	3-3	6-3
<b>Total</b>	<b>41-44</b>	<b>32-37</b>	<b>9-7</b>

#### vs. Coach Young

Earl Grant	3-1 at BC
Brad Brownell	5-5 at Clemson
Jon Scheyer	2-1 at Duke
Leonard Hamilton	3-3 at Florida State
Damon Stoudamire	0-1 at Georgia Tech
Pat Kelsey	1-0 at CofC; 0-2 at Winth
Jim Larrañaga	0-1 at GMU; 8-3 at Miami
Kevin Keatts	3-3 at NC State
Hubert Davis	3-2 at UNC
Micah Shrewsberry	1-1 at ND; 0-1 at Penn St.
Jeff Capel III	2-4 at Pitt
Adrian Autry	1-0 at Syracuse
Tony Bennett	6-4 at UVA
Steve Forbes	3-6 at ETSU; 3-3 at Wake

### ► COACH YOUNG: CAREER BREAKDOWN

Season	School	Overall	Conference	Finish	Postseason	Ranking	RPI/NET
2002-03	Wofford	14-15 .483	8-8 .500	T6th	-	-/-	219
2003-04	Wofford	9-20 .310	4-12 .250	T10th	-	-/-	273
2004-05	Wofford	14-14 .500	7-9 .438	8th	-	-/-	225
2005-06	Wofford	11-18 .379	6-9 .400	9th	-	-/-	287
2006-07	Wofford	10-20 .333	5-13 .278	T9th	-	-/-	295
2007-08	Wofford	16-16 .500	8-12 .400	8th	-	-/-	191
2008-09	Wofford	16-14 .533	12-8 .600	4th	-	-/-	177
2009-10	Wofford	26-9 .743	15-3 .833	1st	NCAA First Round	-/-	73
2010-11	Wofford	21-13 .618	14-4 .778	T1st	NCAA First Round	-/-	105
2011-12	Wofford	19-14 .576	12-6 .667	T2nd	CBI	-/-	178
2012-13	Wofford	13-19 .406	7-11 .389	T8th	-	-/-	253
2013-14	Wofford	20-13 .606	11-5 .688	T3rd	NCAA First Round	-/-	152
2014-15	Wofford	28-7 .800	16-2 .889	1st	NCAA First Round	RV/-	49
2015-16	Wofford	15-17 .469	11-7 .611	T3rd	-	-/-	202
2016-17	Wofford	16-17 .485	10-8 .556	T4th	-	-/-	189
2017-18	Wofford	21-13 .618	11-7 .611	T4th	CIT	-/-	141
2018-19	Wofford	30-5 .857	18-0 1.000	1st	NCAA Second Round	19/18	14
<b>Totals</b>	<b>17 Seasons</b>	<b>299-244 .551</b>	<b>175-124 .585</b>				
2019-20	Virginia Tech	16-16 .500	7-13 .350	T10th	-	-/-	92
2020-21	Virginia Tech	15-7 .682	9-4 .692	3rd	NCAA First Round	25/RV	51
2021-22	Virginia Tech	23-13 .639	11-9 .550	7th	NCAA First Round	RV/RV	27
2022-23	Virginia Tech	19-15 .559	8-12 .400	11th	NIT First Round	-/-	75
2023-24	Virginia Tech	19-15 .559	10-10 .500	T8th	NIT Second Round	-/-	58
2024-25	Virginia Tech	0-0 .000	0-0 .000	-	-	-/-	-
<b>Totals</b>	<b>6 Seasons</b>	<b>92-66 .582</b>	<b>45-48 .484</b>				
<b>Overall</b>	<b>23 Seasons</b>	<b>391-310 .558</b>	<b>220-172 .561</b>				

### ► THE YOUNG FILE

Born	5/1/1963
Hometown	Radford, Virginia
Wife	Margaret
Children	Cooper, Davis
Education	Emory & Henry, 1986
Joined Tech Staff	4/7/2019
Years as College Head Coach	23
Years as College Coach	39

#### Coaching Career

1986-88	Assistant Coach, Emory & Henry
1988-89	Graduate Assistant, Radford
1989-98	Assistant Coach, Wofford
1998-02	Associate Head Coach, Wofford
2002-19	Head Coach, Wofford
2019-pr.	Head Coach, Virginia Tech

### ► ACCOMPLISHMENTS

#### Seven NCAA Tournaments

2022, 2021, 2019, 2015, 2014, 2011, 2010

#### One ACC Tournament Championship

2022

#### Five SoCon Tournament Championships

2019, 2015, 2014, 2011, 2010

#### Five Conference Coach of the Year Awards

ACC (2021), SoCon (2019, 2015, 2014, 2010)

#### Two-time National Coach of the Year

2019 (Sporting News), 2010 (Hugh Durham)

#### Three AP All-America Selections

Fletcher Magee (2018-19), Karl Cochran (2014-15), Noah Dahlman (2009-10)

1 TOBI LAWAL

JUNIOR Forward | 6-8 | 215 | Sociology with a minor in International Studies  
London, England | VCU



SEASON/CAREER BESTS

POINTS

Season -  
Career 16 (2x), last vs. Saint Joseph's (2/25/24)

REBOUNDS

Season -  
Career 10 (7x), last at Villanova (3/20/24)

ASSISTS

Season -  
Career 1 (14x), last vs. Duquesne (3/17/24)

BLOCKS

Season -  
Career 3 (4x), last vs. Saint Louis (1/19/24)

STEALS

Season -  
Career 2 (6x), last at Villanova (3/20/24)

MINUTES

Season -  
Career 27 vs. Iowa State (11/23/23)

FIELD GOALS MADE

Season -  
Career 8 vs. Memphis (12/6/23)

FIELD GOALS ATTEMPTED

Season -  
Career 11 vs. Memphis (12/6/23)

3-PT. FIELD GOALS MADE

Season -  
Career 2 vs. Seattle (11/18/23)

3-PT. FIELD GOALS ATTEMPTED

Season -  
Career 2 vs. Seattle (11/18/23)

FREE THROWS MADE

Season -  
Career 9 vs. Fordham (3/13/24)

FREE THROWS ATTEMPTED

Season -  
Career 11 vs. Fordham (3/13/24)

- The most athletic basketball player Mike Young has ever coached. *Last name pronounced: lah-WOWL*
- "I've never had one that jumped like that. He's the best athlete I've had the opportunity to coach," Mike Young said about Tobin Lawal.
- There are times when Lawal grabs rebounds when his head is at or above the basketball rim.
- A dynamic player in pick and roll actions.
- Averaged 7.7 points and 6.0 rebounds per game as a sophomore in 2023-24 at VCU, while shooting 66.7% from the hardwood.
- Has worked extensively in the offseason on expanding his range.
- His faith in Jesus Christ is extremely important to him.
- Exceptional athlete with superior leaping ability; recorded a 49.5-inch vertical leap in 2023 presea-son combine testing at VCU.
- Started playing basketball just before he turned 16; a late-bloomer who undoubtedly has his basket-ball ahead of him. Played soccer and ran track until he transitioned to basketball.

2024-25 GAME-BY-GAME STATS

PRODUCTION TRACKER

	This Season	Career
Scored 10+ Points	-	-
Scored 20+ Points	-	-
Led Tech in Scoring	-	-
Made multiple 3FGs	-	-
Shot over 40% from 3	-	-
Had a Double-Double	-	-
Had Multiple Assists	-	-
Had Multiple Steals	-	-
Had Multiple Dunks	-	-



CAREER STATS

SEASON	TEAM	GP-GS	MIN/AVG	FG-FGA	FG%	3FG-3FGA	3FG%	FT-FTA	FT%	OFF	DEF	TOT	AVG	PF-FO	A	TO	BLK	STL	PTS	AVG
2022-23	VCU	25-1	138/5.5	14-27	.519	0-0	.000	5-17	.294	14	14	28	1.1	27-1	3	12	7	4	33	1.3
2023-24	VCU	38-0	720/18.9	110-165	.667	3-7	.429	70-105	.667	82	145	227	6.0	102-3	11	49	34	25	293	7.7
TOTAL FOR VT		0-0	0/0.0	0-0	.000	0-0	.000	0-0	.000	0	0	0	0.0	0-0	0	0	0	0	0	0.0
TOTAL		63-1	858/13.6	124-192	.646	3-7	.429	75-122	.615	96	159	255	4.0	129-4	14	61	41	29	326	5.2



2 JADEN SCHUTT

R-SOPHOMORE Guard | 6-5 | 205 | Communication  
Yorkville, Illinois | Duke



SEASON/CAREER BESTS

POINTS

Season -  
Career 9 vs. UMES (12/10/22)

REBOUNDS

Season -  
Career 5 vs. UMES (12/10/22)

ASSISTS

Season -  
Career 2 vs. Oral Roberts (3/16/23)

BLOCKS

Season -  
Career 1 (2x), last vs. Pitt (3/9/23)

STEALS

Season -  
Career 1 at Miami (2/6/23)

MINUTES

Season -  
Career 19 vs. UMES (12/10/22)

FIELD GOALS MADE

Season -  
Career 3 vs. UMES (12/10/22)

FIELD GOALS ATTEMPTED

Season -  
Career 5 (2x), last vs. Pitt (3/9/23)

3-PT. FIELD GOALS MADE

Season -  
Career 3 vs. UMES (12/10/22)

3-PT. FIELD GOALS ATTEMPTED

Season -  
Career 3 (4x), last vs. Pitt (3/9/23)

FREE THROWS MADE

Season -  
Career 2 vs. USC Upstate (11/11/22)

FREE THROWS ATTEMPTED

Season -  
Career 4 vs. USC Upstate (11/11/22)

- A wing that will be looked upon to stretch defenses beyond the arc. *Last name pronounced: SHOOT*
- Has exceptional passing skills; will be a terrific connecting piece in Tech's offense.
- Leading scorer for the Hokies in their preseason scrimmage vs. JMU.
- Perhaps Tech's most vocal leader on the court; has a high basketball IQ.
- Was fully cleared from prior injuries to begin practice in August 2024.
- Rated as the No. 50 overall player in ESPN 100's rankings for the class of 2022.
- Ranked as the No. 9 player at his position (shooting guard) by ESPN.
- Named the 2022 Gatorade Player of the Year in Illinois.
- Picked Tech over DePaul, Dayton and Butler.

2024-25 GAME-BY-GAME STATS

PRODUCTION TRACKER

	This Season	Career
Scored 10+ Points	-	-
Scored 20+ Points	-	-
Led Tech in Scoring	-	-
Made 3+ 3FGs	-	-
Led Tech in 3FGM	-	-
Shot over 40% from 3	-	-
Had Multiple Assists	-	-
Had Multiple Blocks	-	-
Had Multiple Steals	-	-



CAREER STATS

SEASON	TEAM	GP-GS	MIN	AVG	FG-FGA	FG%	3FG-3FGA	3FG%	FT-FTA	FT%	OFF	DEF	TOT	AVG	PF-FO	A	TO	BLK	STL	PTS	AVG
2022-23	DU	14-0	96	6.8	10-28	.357	7-20	.350	2-4	.500	3	12	15	1.1	4-0	6	0	2	1	29	2.1
TOTAL FOR VT		0-0	0	0.0	0-0	.000	0-0	.000	0-0	.000	0	0	0	0.0	0-0	0	0	0	0	0	0.0
TOTAL		14-0	96	6.8	10-28	.357	7-20	.350	2-4	.500	3	12	15	1.1	4-0	6	0	2	1	29	2.1

3 JAYDON YOUNG

SOPHOMORE Guard | 6-4 | 205 | Sports Media and Analytics  
Goldsboro, North Carolina | Greensboro Day



SEASON/CAREER BESTS

POINTS

Season -  
9 at Auburn (11/29/23)

REBOUNDS

Season -  
Career 3 vs. Valparaiso (12/9/23)

ASSISTS

Season -  
Career 5 vs. Coppin State (11/6/23)

BLOCKS

Season -  
Career 1 vs. Notre Dame (3/9/24)

STEALS

Season -  
Career 2 vs. Coppin State (11/6/23)

MINUTES

Season -  
Career 24 at Auburn (11/29/23)

FIELD GOALS MADE

Season -  
Career 3 at Auburn (11/29/23)

FIELD GOALS ATTEMPTED

Season -  
Career 6 at Auburn (11/29/23)

3-PT. FIELD GOALS MADE

Season -  
Career 3 at Auburn (11/29/23)

3-PT. FIELD GOALS ATTEMPTED

Season -  
Career 4 at Auburn (11/29/23)

FREE THROWS MADE

Season -  
Career 2 (3x), last at Ohio State (3/23/24)

FREE THROWS ATTEMPTED

Season -  
Career 2 (3x), last at Ohio State (3/23/24)

CAREER STATS

- Will look to have a big jump in production in his second season in Blacksburg.
- A four-year letterwinner at Greensboro Day under the winningest coach in North Carolina basketball history, Freddy Johnson.
- Three-time all-state, four-time all-conference and three-time conference player of the year.
- Eclipsed 2,000 career points in November 2022.
- Guided Greensboro Day to its 12th NCISAA state title as a senior.
- Four-star recruit according to ESPN.
- Rated the eighth-best player in the state of North Carolina, according to 247Sports.
- Chose the Hokies over Clemson, Virginia, Pitt, NC State and North Carolina A&T.
- Father, Victor, played college basketball at Mount Olive, advancing to the Elite 8 in 2005; played professionally overseas as well.

2024-25 GAME-BY-GAME STATS

Opponent	Date	GS	MIN	Total		3-Pointers		Free throws		Rebounds			PF	A	TO	BLK	STL	PTS	AVG	
				FG-FGA	PCT	3FG-3FGA	PCT	FT-FTA	PCT	OFF	DEF	TOT								AVG
Coppin St.	11/06/2023		13:39	2-4	.500	2-3	.667	2-2	1.000	0	2	2	2.0	0	5	1	0	2	8	8.0
Campbell	11/15/2023		12:15	0-4	.000	0-2	.000	0-0	.000	0	0	0	1.0	0	1	0	0	0	0	4.0
Wofford	11/19/2023		03:57	0-1	.000	0-1	.000	0-0	.000	0	1	1	1.0	1	1	0	0	0	0	2.7
vs Boise St.	11/23/2023		03:09	0-0	.000	0-0	.000	0-0	.000	0	0	0	0.8	0	0	0	0	0	0	2.0
vs Fla. Atlantic	11/26/2023		05:32	0-1	.000	0-1	.000	0-0	.000	0	0	0	0.6	1	1	1	0	0	0	1.6
at Auburn	11/29/2023		24:22	3-6	.500	3-4	.750	0-0	.000	0	1	1	0.7	1	1	1	0	1	9	2.8
Louisville	12/03/2023		03:06	0-0	.000	0-0	.000	0-0	.000	0	0	0	0.6	0	0	0	0	0	0	2.4
Valparaiso	12/09/2023		11:17	0-2	.000	0-1	.000	0-0	.000	0	3	3	0.9	1	0	1	0	1	0	2.1
Vermont	12/16/2023		18:44	2-4	.500	2-3	.667	0-0	.000	0	1	1	0.9	0	1	0	0	0	6	2.6
American	12/21/2023		05:08	0-1	.000	0-1	.000	0-0	.000	0	0	0	0.8	0	1	0	0	0	0	2.3
at Wake Forest	12/30/2023		03:40	0-0	.000	0-0	.000	0-0	.000	0	1	1	0.8	0	1	0	0	0	0	2.1
Clemson	01/10/2024		05:30	0-0	.000	0-0	.000	0-0	.000	0	1	1	0.8	0	0	0	0	0	0	1.9
Miami (FL)	01/13/2024		06:27	0-2	.000	0-2	.000	0-0	.000	0	0	0	0.8	0	0	1	0	0	0	1.8
Georgia Tech	01/27/2024		01:32	0-0	.000	0-0	.000	0-0	.000	0	1	1	0.8	1	1	0	0	0	0	1.6
at Miami (FL)	02/03/2024		01:58	0-0	.000	0-0	.000	0-0	.000	0	0	0	0.7	0	0	0	0	0	0	1.5
at Notre Dame	02/10/2024		02:08	0-0	.000	0-0	.000	0-0	.000	0	0	0	0.7	0	0	0	0	0	0	1.4
Florida St.	02/13/2024		11:43	1-2	.500	1-2	.500	0-0	.000	0	1	1	0.7	1	0	0	0	0	3	1.5
at North Carolina	02/17/2024		11:21	0-2	.000	0-2	.000	2-2	1.000	1	1	2	0.8	1	0	0	0	0	2	1.6
Virginia	02/19/2024		05:25	2-2	1.000	2-2	1.000	0-0	.000	0	0	0	0.7	0	1	0	0	0	6	1.8
at Pittsburgh	02/24/2024		08:55	0-1	.000	0-1	.000	0-0	.000	0	0	0	0.7	2	0	0	0	0	0	1.7
at Syracuse	02/27/2024		01:36	0-0	.000	0-0	.000	0-0	.000	0	0	0	0.7	0	0	0	0	0	0	1.6
at Louisville	03/05/2024		07:52	1-3	.333	1-2	.500	0-0	.000	0	0	0	0.6	0	1	0	0	1	3	1.7
Notre Dame	03/09/2024		09:27	0-1	.000	0-1	.000	0-0	.000	0	2	2	0.7	0	0	0	1	0	0	1.6
vs Florida St.	03/13/2024		12:48	1-2	.500	1-2	.500	0-0	.000	0	1	1	0.7	1	0	0	0	0	3	1.7
Richmond	03/19/2024		09:35	1-1	1.000	0-0	.000	0-0	.000	0	2	2	0.8	1	2	0	0	0	2	1.7
at Ohio St.	03/23/2024		20:09	2-4	.500	0-2	.000	2-2	1.000	0	2	2	0.8	1	0	0	0	1	6	1.8
Totals		0	221:14	15-43	.349	12-32	.375	6-6	1.000	1	20	21	0.8	12	18	5	1	6	48	1.8

Player Averages

Games Played	Minutes/ game	Points/ game	FG Pct	3FG Pct	FT Pct	Rebounds/ game	Assists/ game	Turnovers/ game	Assist/Turnover ratio	Steals/ game	Blocks/ game
26	8.5	1.8	34.9	37.5	100.0	0.8	0.7	0.2	3.6	0.2	0.0

PRODUCTION TRACKER

	This Season	Career
Scored 10+ Points	-	-
Scored 20+ Points	-	-
Led Tech in Scoring	-	-
Made 3+ 3FGs	-	-
Led Tech in 3FGM	-	-
Shot over 40% from 3	-	-
Shot over 50% from the floor	-	-
Had Multiple Assists	-	-
Had Multiple Steals	-	-



SEASON	TEAM	GP-GS	MIN/AVG	FG-FGA	FG%	3FG-3FGA	3FG%	FT-FTA	FT%	OFF	DEF	TOT	AVG	PF-FO	A	TO	BLK	STL	PTS	AVG
2023-24	VT	26-0	221/8.5	15-43	.349	12-32	.375	6-6	1.000	1	20	21	0.8	12-0	18	5	1	6	48	1.8
TOTAL		26-0	221/8.5	15-43	.349	12-32	.375	6-6	1.000	1	20	21	0.8	12-0	18	5	1	6	48	1.8

## 4 RODNEY BROWN JR.

**SOPHOMORE** Guard | 6-6 | 185 | Communication  
Perris, California | Cal



## SEASON/CAREER BESTS

## POINTS

Season -  
Career 13 at Southern Cal (1/3/24)

## REBOUNDS

Season -  
Career 4 at Washington (2/17/24)

## ASSISTS

Season -  
Career 4 at Washington St. (2/15/24)

## BLOCKS

Season -  
Career 1 (2x), last at Utah (3/2/24)

## STEALS

Season -  
Career 1 (6x), last at Utah (3/2/24)

## MINUTES

Season -  
Career 25 vs. San Diego St. (11/25/23)

## FIELD GOALS MADE

Season -  
Career 5 at Arizona (2/1/24)

## FIELD GOALS ATTEMPTED

Season -  
Career 10 at Arizona (2/1/24)

## 3-PT. FIELD GOALS MADE

Season -  
Career 3 (2x), last at Southern Cal (1/3/24)

## 3-PT. FIELD GOALS ATTEMPTED

Season -  
Career 6 (2x), last at Arizona (2/1/24)

## FREE THROWS MADE

Season -  
Career 4 (2x), last at Washington St. (2/15/24)

## FREE THROWS ATTEMPTED

Season -  
Career 4 (2x), last at Washington St. (2/15/24)

- One of four Golden Bears to play all 32 games last season at Cal.
- Averaged 3.5 points and 1.1 rebounds in 14.1 minutes per game off the bench as a freshman.
- Shot 39.7% (23 of 58) from 3-point range & 40.6% (39 of 96) from the floor in 2023-24.
- Three double-figure scoring efforts, all in Pac-12 road games at USC (13), Arizona (12) & Washington State (12).
- Graduated from Rancho Christian School (Temecula, California) in spring 2023
- Led Rancho Christian to the 2023 CIF Southern Section Division 2A championship as a senior; scored 16 points in the title game.
- Picked Tech over Santa Clara.

## 2024-25 GAME-BY-GAME STATS

## PRODUCTION TRACKER

	This Season	Career
Scored 10+ Points	-	-
Scored 20+ Points	-	-
Led Tech in Scoring	-	-
Made 3+ 3FGs	-	-
Led Tech in 3FGM	-	-
Shot over 40% from 3	-	-
Had Multiple Assists	-	-
Had Multiple Blocks	-	-
Had Multiple Steals	-	-



## CAREER STATS

SEASON	TEAM	GP-GS	MIN/AVG	FG-FGA	FG%	3FG-3FGA	3FG%	FT-FTA	FT%	OFF	DEF	TOT	AVG	PF-FO	A	TO	BLK	STL	PTS	AVG
2023-24	Cal	32-0	453/14.2	39-96	.406	23-58	.397	12-14	.857	8	27	35	1.1	48-1	28	20	2	6	113	3.5
TOTAL FOR VT		0-0	0/0.0	0-0	.000	0-0	.000	0-0	.000	0	0	0	0.0	0-0	0	0	0	0	0	0.0
TOTAL		32-0	453/14.2	39-96	.406	23-58	.397	12-14	.857	8	27	35	1.1	48-1	28	20	2	6	113	3.5



5 PATRICK WESSLER

R-SOPHOMORE Center | 7-0 | 250 | Marketing Management  
Matthews, North Carolina | Combine Academy



SEASON/CAREER BESTS

POINTS

Season -  
Career 4 vs. American (12/21/23)

REBOUNDS

Season -  
Career 4 at Ohio State (3/23/24)

ASSISTS

Season -  
Career 1 (2x), last at Ohio State (3/23/24)

BLOCKS

Season -  
Career 1 (4x), last vs. Virginia (2/19/24)

STEALS

Season -  
Career 1 at Ohio State (3/23/24)

MINUTES

Season -  
Career 10 vs. Notre Dame (3/9/24)

FIELD GOALS MADE

Season -  
Career 2 vs. American (12/21/23)

FIELD GOALS ATTEMPTED

Season -  
Career 3 vs. American (12/21/23)

3-PT. FIELD GOALS MADE

Season -  
Career -

3-PT. FIELD GOALS ATTEMPTED

Season -  
Career 1 at Wake Forest (12/30/23)

FREE THROWS MADE

Season -  
Career 1 (2x), last vs. Vermont (12/16/23)

FREE THROWS ATTEMPTED

Season -  
Career 2 (2x), last vs. Vermont (12/16/23)

CAREER STATS

- Has made great strides in his conditioning.
- Redshirted the 2022-23 season.
- Invited to the Allen Iverson 24K Showcase game in Memphis his senior year in high school.
- Played his final two seasons at Combine Academy where he guided the program to a state championship in 2021-22.
- Averaged 18 points, 14 rebounds and 2.3 blocks as a senior, while Combine ended the season ranked No. 20 in the country with a 25-5 record.
- Named 2020-21 HoopState Network Sixth Man of the Year.
- Played his freshman and sophomore seasons at David W. Butler High School in Matthews, N.C.
- Southwestern 4A Conference Player of the Year.
- Competed for CC Elite on the AAU circuit.
- Rated the 148th-best prospect in the 2022 class by 247Sports; Tabbed the third-best player in the state of North Carolina and the 24th-best center nationally, according to 247Sports.
- Chose the Hokies over Providence, Southern Cal, NC State and Ole Miss.
- Big fan of dogs as pets. His family always had multiple dogs while Patrick was growing up.

Last name pronounced: WES-ler

2024-25 GAME-BY-GAME STATS

Opponent	Date	GS	MIN	Total		3-Pointers		Free throws		Rebounds				PF		A TO		BLK	STL	PTS	AVG
				FG-FGA	PCT	3FG-3FGA	PCT	FT-FTA	PCT	OFF	DEF	TOT	AVG								
vs Fla. Atlantic	11/26/2023		01:46	0-0	.000	0-0	.000	1-2	.500	0	1	1	1.0	0	1	0	0	0	0	1	1.0
at Auburn	11/29/2023		01:32	0-1	.000	0-0	.000	0-0	.000	0	1	1	1.0	0	0	0	0	0	0	0	0.5
Valparaiso	12/09/2023		01:51	0-1	.000	0-0	.000	0-0	.000	1	1	2	1.3	0	0	0	0	0	0	0	0.3
Vermont	12/16/2023		05:49	1-2	.500	0-0	.000	1-2	.500	0	2	2	1.5	0	0	0	0	1	0	3	1.0
American	12/21/2023		06:53	2-3	.667	0-0	.000	0-0	.000	1	1	2	1.6	1	0	0	1	0	4	1.6	
at Wake Forest	12/30/2023		03:57	0-1	.000	0-1	.000	0-0	.000	0	0	0	1.3	1	0	0	1	0	0	0	1.3
Georgia Tech	01/27/2024		01:11	0-0	.000	0-0	.000	0-0	.000	0	0	0	1.1	0	0	0	0	0	0	0	1.1
at North Carolina	02/17/2024		03:13	0-1	.000	0-0	.000	0-0	.000	1	1	2	1.3	1	0	0	0	0	0	0	1.0
Virginia	02/19/2024		03:47	0-0	.000	0-0	.000	0-0	.000	0	0	0	1.1	1	0	0	1	0	0	0	0.9
at Louisville	03/05/2024		02:53	0-2	.000	0-0	.000	0-0	.000	1	1	2	1.2	1	0	0	0	0	0	0	0.8
Notre Dame	03/09/2024		09:17	1-1	1.000	0-0	.000	0-0	.000	2	1	3	1.4	2	0	0	0	0	0	2	0.9
Richmond	03/19/2024		01:07	0-0	.000	0-0	.000	0-0	.000	0	0	0	1.3	0	0	0	0	0	0	0	0.8
at Ohio St.	03/23/2024		06:48	1-1	1.000	0-0	.000	0-0	.000	2	2	4	1.5	3	1	2	0	1	2	0.9	
Totals			0 50:04	5-13	.385	0-1	.000	2-4	.500	8	11	19	1.5	10	2	2	4	1	12	0.9	

Player Averages

Games Played	Minutes/game	Points/game	FG Pct	3FG Pct	FT Pct	Rebounds/game	Assists/game	Turnovers/game	Assist/Turnover ratio	Steals/game	Blocks/game
13	3.9	0.9	38.5	0.0	50.0	1.5	0.2	0.2	1.0	0.1	0.3

PRODUCTION TRACKER

	This Season	Career
Scored 10+ Points	-	-
Had 5+ Rebounds	-	-
Had Multiple Blocks	-	-
Led Tech in Blocks	-	1
Had Multiple Steals	-	-
Shot over 50% from the floor	-	4
Played 10+ Minutes	-	1
Shot 5+ Free Throws	-	-
Had Multiple Dunks	-	-



SEASON	TEAM	GP-GS	MIN/AVG	FG-FGA	FG%	3FG-3FGA	3FG%	FT-FTA	FT%	OFF	DEF	TOT	AVG	PF-FO	A	TO	BLK	STL	PTS	AVG
2023-24	VT	13-0	50/3.9	5-13	.385	0-1	.000	2-4	.500	8	11	19	1.5	10-0	2	2	4	1	12	0.9
TOTAL		13-0	50/3.9	5-13	.385	0-1	.000	2-4	.500	8	11	19	1.5	10-0	2	2	4	1	12	0.9

7 BRANDON RECHSTEINER

SOPHOMORE Guard | 6-1 | 190 | Sports Media and Analytics  
Acworth, Georgia | Etowah



SEASON/CAREER BESTS

POINTS

Season -  
Career 12 vs. Coppin State (11/6/23)

REBOUNDS

Season -  
Career 4 at Wake Forest (12/30/23)

ASSISTS

Season -  
Career 11 vs. American (12/21/23)

BLOCKS

Season -  
Career -

STEALS

Season -  
Career 1 (4x), last at Florida State (1/6/24)

MINUTES

Season -  
Career 30 vs. American (12/21/23)

FIELD GOALS MADE

Season -  
Career 3 vs. Coppin State (11/6/23)

FIELD GOALS ATTEMPTED

Season -  
Career 6 vs. Valparaiso (12/9/23)

3-PT. FIELD GOALS MADE

Season -  
Career 2 (2x), last vs. Wofford (11/19/23)

3-PT. FIELD GOALS ATTEMPTED

Season -  
Career 6 vs. Valparaiso (12/9/23)

FREE THROWS MADE

Season -  
Career 4 vs. Coppin State (11/6/23)

FREE THROWS ATTEMPTED

Season -  
Career 4 vs. Coppin State (11/6/23)

- Wakes up at 4:50 a.m. almost every day
- Sharpshooter who should flourish on the offensive side in Coach Young's system.
- A four-year letterwinner at Etowah where he was coached by Jason Dasinger
- All-state and team captain as a junior and senior.
- Averaged 18 points, 5.3 rebounds, 5.1 assists and 2.8 steals per game as a senior, guiding Etowah to the GHSA Class 6A Final Four.
- GACA/GBCA 6A North Player of the Year.
- Reached 1,000 career points on Jan. 14, 2023.
- Consensus four-star recruit.
- Rated the 87th-best prospect in the 2023 class on 247Sports.
- Tabbed the second-best point guard in the state of Georgia and the 15th-best point guard nationally, according to 247Sports.
- Chose the Hokies over Gonzaga, Tennessee, Miami (Fla.), LSU, Xavier, Clemson and Notre Dame.
- Father, Scott, is a hall of fame professional wrestler; goes by Scott Steiner and Big Poppa Pump.
- Brother, Brock, is a wide receiver for Jacksonville State.

Last name pronounced: WRECK-stine-er

2024-25 GAME-BY-GAME STATS

Opponent	Date	GS	MIN	Total		3-Pointers		Free throws		Rebounds				PF	A	TO	BLK	STL	PTS	AVG
				FG-FGA	PCT	3FG-3FGA	PCT	FT-FTA	PCT	OFF	DEF	TOT	AVG							
Coppin St.	11/06/2023		11:24	3-4	.750	2-3	.667	4-4	1.000	1	1	2	2.0	0	3	0	0	1	12	12.0
vs South Carolina	11/10/2023		01:31	0-1	.000	0-1	.000	0-0	.000	0	0	0	1.0	0	0	0	0	0	0	6.0
Campbell	11/15/2023		14:10	0-1	.000	0-0	.000	0-0	.000	0	0	0	0.7	1	2	0	0	0	0	4.0
Wofford	11/19/2023		15:32	2-4	.500	2-4	.500	0-0	.000	0	1	1	0.8	0	2	0	0	0	6	4.5
vs Boise St.	11/23/2023		03:52	0-0	.000	0-0	.000	0-0	.000	0	1	1	0.8	0	0	0	0	0	0	3.6
vs Iowa St.	11/24/2023		07:04	0-1	.000	0-1	.000	0-0	.000	0	0	0	0.7	1	1	0	0	0	0	3.0
vs Fla. Atlantic	11/26/2023		09:14	1-2	.500	1-1	1.000	0-1	.000	0	0	0	0.6	1	1	1	0	0	3	3.0
at Auburn	11/29/2023		12:18	1-2	.500	0-1	.000	0-0	.000	1	0	1	0.6	2	2	1	0	0	2	2.9
Louisville	12/03/2023		03:31	0-0	.000	0-0	.000	0-0	.000	0	0	0	0.6	0	1	0	0	0	0	2.6
Valparaiso	12/09/2023	*	27:57	1-6	.167	1-6	.167	2-2	1.000	0	1	1	0.6	1	3	3	0	1	5	2.8
Vermont	12/16/2023		23:39	2-4	.500	1-3	.333	0-0	.000	0	2	2	0.7	2	3	0	0	1	5	3.0
American	12/21/2023	*	30:22	1-4	.250	0-2	.000	0-1	.000	0	0	0	0.7	2	11	2	0	0	2	2.9
at Wake Forest	12/30/2023		20:34	2-3	.667	0-1	.000	0-0	.000	0	4	4	0.9	1	1	3	0	0	4	3.0
at Florida St.	01/06/2024		06:18	0-1	.000	0-1	.000	0-0	.000	0	0	0	0.9	1	0	1	0	1	0	2.8
Clemson	01/10/2024		05:27	1-2	.500	0-1	.000	0-0	.000	0	1	1	0.9	0	0	0	0	0	2	2.7
Miami (FL)	01/13/2024		03:56	0-0	.000	0-0	.000	0-0	.000	0	0	0	0.8	1	0	2	0	0	0	2.6
at Virginia	01/17/2024		07:13	0-1	.000	0-1	.000	0-0	.000	0	2	2	0.9	0	0	0	0	0	0	2.4
at NC State	01/20/2024		02:24	0-0	.000	0-0	.000	0-0	.000	0	1	1	0.9	0	0	4	0	0	0	2.3
Georgia Tech	01/27/2024		01:32	0-1	.000	0-1	.000	0-0	.000	0	0	0	0.8	0	0	0	0	0	0	2.2
at Notre Dame	02/10/2024		06:13	0-1	.000	0-1	.000	0-0	.000	0	0	0	0.8	0	0	0	0	0	0	2.1
Florida St.	02/13/2024		08:47	1-2	.500	1-2	.500	0-0	.000	0	0	0	0.8	3	2	1	0	0	3	2.1
at North Carolina	02/17/2024		02:00	0-1	.000	0-1	.000	0-0	.000	0	0	0	0.7	0	0	0	0	0	0	2.0
Virginia	02/19/2024		03:47	0-0	.000	0-0	.000	0-0	.000	0	1	1	0.7	0	1	0	0	0	0	1.9
at Louisville	03/05/2024		05:54	0-0	.000	0-0	.000	0-0	.000	0	0	0	0.7	0	0	0	0	0	0	1.8
Notre Dame	03/09/2024		02:09	1-2	.500	1-2	.500	0-0	.000	0	1	1	0.7	0	0	0	0	0	3	1.9
Richmond	03/19/2024		02:08	0-0	.000	0-0	.000	0-0	.000	0	0	0	0.7	0	0	0	0	0	0	1.8
Totals			2 238:57	16-43	.372	9-33	.273	6-8	.750	2	16	18	0.7	16	33	18	0	4	47	1.8

Player Averages

Games Played	Minutes/game	Points/game	FG Pct	3FG Pct	FT Pct	Rebounds/game	Assists/game	Turnovers/game	Assist/Turnover ratio	Steals/game	Blocks/game
26	9.2	1.8	37.2	27.3	75.0	0.7	1.3	0.7	1.8	0.2	0.0

PRODUCTION TRACKER

	This Season	Career
Scored 10+ Points	-	1
Scored 20+ Points	-	-
Made Multiple 3FGs	-	2
Made 3+ 3FGs	-	1
Led Tech in 3FGM	-	5
Shot over 40% from 3	-	8
Had 5+ Assists	-	1
Led Tech in Assists	-	5
Had Multiple Steals	-	-



CAREER STATS

SEASON	TEAM	GP-GS	MIN/AVG	FG-FGA	FG%	3FG-3FGA	3FG%	FT-FTA	FT%	OFF	DEF	TOT	AVG	PF-FO	A	TO	BLK	STL	PTS	AVG
2023-24	VT	26-2	239/9.2	16-43	.372	9-33	.273	6-8	.750	2	16	18	0.7	16-0	33	18	0	4	47	1.8
TOTAL		26-2	239/9.2	16-43	.372	9-33	.273	6-8	.750	2	16	18	0.7	16-0	33	18	0	4	47	1.8

8 PETER CARR

FRESHMAN Guard | 6-5 | 205 | Computer Engineering  
West Chester, Pennsylvania | West Chester East



SEASON/CAREER BESTS

POINTS

Season -  
Career -

REBOUNDS

Season -  
Career -

ASSISTS

Season -  
Career -

BLOCKS

Season -  
Career -

STEALS

Season -  
Career -

MINUTES

Season -  
Career -

FIELD GOALS MADE

Season -  
Career -

FIELD GOALS ATTEMPTED

Season -  
Career -

3-PT. FIELD GOALS MADE

Season -  
Career -

3-PT. FIELD GOALS ATTEMPTED

Season -  
Career -

FREE THROWS MADE

Season -  
Career -

FREE THROWS ATTEMPTED

Season -  
Career -

- Recruited as a preferred walk-on.
- Four-year letterwinner and captain at West Chester East where he was coached by Tom Durant.
- Helped the Vikings to three straight Ches-Mont Conference championships.
- Averaged 13.2 points, 4.3 rebounds, and 1.2 assists per game during his senior year.
- Played AAU basketball for East Coast Power in the HGSL.
- Honors student (4.7 GPA).
- DECA and Senior Class Vice President.
- Youngest of four children: brothers, Alexander and Andrew, and sister, Lizzie.
- Father, Philip, played basketball at the University of Delaware.
- Uncle, Tim Carr, played basketball at the University of Delaware and overseas.
- Brother, Andrew, is a graduate student currently playing basketball at the University of Kentucky.
- Sister, Lizzie, is a junior currently playing volleyball at Purdue University.

2024-25 GAME-BY-GAME STATS

PRODUCTION TRACKER

	This Season
Scored 5+ Points	-
Scored 10+ Points	-
Made Multiple 3FGs	-
Made 3+ 3FGs	-
Led Tech in 3FGM	-
Shot over 40% from 3	-
Played 5+ Minutes	-
Had Multiple Assists	-
Had Multiple Steals	-



CAREER STATS



9 CONNER VENABLE

SOPHOMORE Guard | 6-3 | 195 | Multimedia Journalism and Architecture  
Washington, D.C. | The Heights School



SEASON/CAREER BESTS

POINTS

Season -  
Career -

REBOUNDS

Season -  
Career 1 vs. Valparaiso (12/9/23)

ASSISTS

Season -  
Career -

BLOCKS

Season -  
Career -

STEALS

Season -  
Career -

MINUTES

Season -  
Career 2 vs. Vermont (12/16/23)

FIELD GOALS MADE

Season -  
Career -

FIELD GOALS ATTEMPTED

Season -  
Career 1 (2x), last vs. Virginia (2/19/24)

3-PT. FIELD GOALS MADE

Season -  
Career -

3-PT. FIELD GOALS ATTEMPTED

Season -  
Career 1 vs. Virginia (2/19/24)

FREE THROWS MADE

Season -  
Career -

FREE THROWS ATTEMPTED

Season -  
Career 3 vs. Vermont (12/16/23)

- Recruited as a preferred walk-on.
- Two-time WCAC All-Conference Honorable Mention in 2021-22 and 2022-2023 at The Heights School in Potomac, Md.
- As the Cavaliers' leading scorer, averaged 25.5 points, 7.2 rebounds, 6.5 assists, 4.1 steals per game across a three-year career at The Heights School.
- Led the Cavaliers to their first WCAC win in two years.
- Brother Ra'Mond Hines played at Georgetown (2014-18) and competed in the 2015 NCAA tournament.

2024-25 GAME-BY-GAME STATS

Opponent	Date	GS	MIN	Total		3-Pointers		Free throws		Rebounds				PF	A	TO	BLK	STL	PTS	AVG
				FG-FGA	PCT	3FG-3FGA	PCT	FT-FTA	PCT	OFF	DEF	TOT	AVG							
Valparaiso	12/09/2023		00:52	0-1	.000	0-0	.000	0-0	.000	1	0	1	1.0	0	0	0	0	0	0	0.0
Vermont	12/16/2023		01:32	0-0	.000	0-0	.000	0-3	.000	0	0	0	0.5	0	0	0	0	0	0	0.0
American	12/21/2023		00:13	0-0	.000	0-0	.000	0-0	.000	0	0	0	0.3	0	0	0	0	0	0	0.0
Virginia	02/19/2024		01:19	0-1	.000	0-1	.000	0-0	.000	0	0	0	0.3	0	0	0	0	0	0	0.0
Totals			0 03:56	0-2	.000	0-1	.000	0-3	.000	1	0	1	0.3	0	0	0	0	0	0	0.0

Player Averages

Games Played	Minutes/ game	Points/ game	FG Pct	3FG Pct	FT Pct	Rebounds/ game	Assists/ game	Turnovers/ game	Assist/Turnover ratio	Steals/ game	Blocks/ game
4	1.0	0.0	0.0	0.0	0.0	0.3	0.0	0.0	0.0	0.0	0.0

PRODUCTION TRACKER

	This Season	Career
Scored 5+ Points	-	-
Scored 10+ Points	-	-
Made Multiple 3FGs	-	-
Made 3+ 3FGs	-	-
Led Tech in 3FGM	-	-
Shot over 40% from 3	-	-
Played 5+ Minutes	-	-
Had Multiple Assists	-	-
Had Multiple Steals	-	-



CAREER STATS

SEASON	TEAM	GP-GS	MIN/AVG	FG-FGA	FG%	3FG-3FGA	3FG%	FT-FTA	FT%	OFF	DEF	TOT	AVG	PF-FO	A	TO	BLK	STL	PTS	AVG
2023-24	VT	4-0	4/1.0	0-2	.000	0-1	.000	0-3	.000	1	0	1	0.3	0-0	0	0	0	0	0	0.0
TOTAL		4-0	4/1.0	0-2	.000	0-1	.000	0-3	.000	1	0	1	0.3	0-0	0	0	0	0	0	0.0

10 TYLER JOHNSON

FRESHMAN Guard | 6-5 | 215 | Earth Science Education  
Orlando, Florida | Oak Ridge



SEASON/CAREER BESTS

POINTS

Season -  
Career -

REBOUNDS

Season -  
Career -

ASSISTS

Season -  
Career -

BLOCKS

Season -  
Career -

STEALS

Season -  
Career -

MINUTES

Season -  
Career -

FIELD GOALS MADE

Season -  
Career -

FIELD GOALS ATTEMPTED

Season -  
Career -

3-PT. FIELD GOALS MADE

Season -  
Career -

3-PT. FIELD GOALS ATTEMPTED

Season -  
Career -

FREE THROWS MADE

Season -  
Career -

FREE THROWS ATTEMPTED

Season -  
Career -

CAREER STATS

- Mike Young called him a “hard-rocking man” who plays hard and is a “fierce offensive rebounder.”
- Four-year letterwinner at Oak Ridge where he was coached by Steve Reece.
- All-Metro and Orlando Sentinel All-Central Florida first team as a junior.
- Coached by Steve Reece and Sean Campbell while playing on the EYBL circuit with the Florida Rebels.
- Consensus three-star recruit.
- Rated the 189th-best prospect in the 2024 class on 247Sports.
- Recognized as the 17th-best player in the state of Florida and the 36th best at his position nationally, according to 247Sports.
- Chose Tech over FAU, Texas State and Hofstra.

2024-25 GAME-BY-GAME STATS

PRODUCTION TRACKER

	This Season
Scored 10+ Points	-
Scored 20+ Points	-
Led Tech in Scoring	-
Had 10+ Rebounds	-
Led Tech in Rebounding	-
Had a Double-Double	-
Shot over 50% from the floor	-
Made 3+ 3FGs	-
Shot 5+ Free Throws	-



11 BEN HAMMOND

FRESHMAN Guard | 5-11 | 170 | Sports Media and Analytics  
Fairfax, Virginia | Paul VI



SEASON/CAREER BESTS

POINTS

Season -  
Career -

REBOUNDS

Season -  
Career -

ASSISTS

Season -  
Career -

BLOCKS

Season -  
Career -

STEALS

Season -  
Career -

MINUTES

Season -  
Career -

FIELD GOALS MADE

Season -  
Career -

FIELD GOALS ATTEMPTED

Season -  
Career -

3-PT. FIELD GOALS MADE

Season -  
Career -

3-PT. FIELD GOALS ATTEMPTED

Season -  
Career -

FREE THROWS MADE

Season -  
Career -

FREE THROWS ATTEMPTED

Season -  
Career -

- Previously signed with Rhode Island in fall 2023; reopened his recruitment on April 16, 2024 and chose the Hokies less than two weeks later.
- Point guard for Paul VI, which finished the 2023-24 season 35-3 and ranked No. 2 in the country by ESPN.
- Earned First-Team All-Met honors in March after averaging 14 points, 6.7 assists, 4.5 rebounds and 3.4 steals per game as a senior.
- Eclipsed 1,000 career points and became PVI's all-time winningest player after guiding the Panthers to their fourth straight VISAA state title and his second WCAC title.
- Played for Team Takeover on the Nike EYBL circuit; joins former Tech star Erick Green, who led the nation in scoring in 2013, with ties to Paul VI and Team Takeover.
- Consensus three-star prospect and a top-10 player in Virginia.
- Chose the Hokies over Tennessee.
- David Jackson, the Hokies' strength and conditioning coach, calls him Mighty Mouse because despite his small stature, he is jacked and lightning quick.
- Father served in the army for 23 years and retired as a Lt. Colonel.

2024-25 GAME-BY-GAME STATS

PRODUCTION TRACKER

	This Season
Scored 10+ Points	-
Led Tech in Scoring	-
Made Multiple 3FGs	-
Had Multiple Assists	-
Had 5+ Assists	-
Led Tech in Assists	-
Shot over 50% from the floor	-
Had Multiple Steals	-
Led Tech in Steals	-



CAREER STATS



13 BEN BURNHAM

SENIOR Forward | 6-7 | 220 | Psychology  
Fort Mill, South Carolina | College of Charleston



SEASON/CAREER BESTS

POINTS

Season -  
Career 25 vs. Stony Brook (2/25/23)

REBOUNDS

Season -  
Career 13 at Hofstra (2/28/22)

ASSISTS

Season -  
Career 4 vs. Saint Joseph's (12/21/23)

BLOCKS

Season -  
Career 2 (9x), last vs. Alabama (3/22/24)

STEALS

Season -  
Career 3 (3x), last vs. The Citadel (12/14/23)

MINUTES

Season -  
Career 35 vs. Presbyterian (12/12/21)

FIELD GOALS MADE

Season -  
Career 10 vs. Stony Brook (2/25/23)

FIELD GOALS ATTEMPTED

Season -  
Career 19 vs. Wyoming (11/17/23)

3-PT. FIELD GOALS MADE

Season -  
Career 4 (2x), last vs. William & Mary (2/3/24)

3-PT. FIELD GOALS ATTEMPTED

Season -  
Career 10 vs. Wyoming (11/17/23)

FREE THROWS MADE

Season -  
Career 6 (2x), last vs. Alabama (3/22/24)

FREE THROWS ATTEMPTED

Season -  
Career 8 (3x), last vs. Alabama (3/22/24)

- When asked to describe Ben Burnham in one word, Mike Young said: "tough." He's not afraid to embrace physicality.
- Advanced to the 2024 NCAA tournament following a 82-79 overtime win against Stony Brook in the CAA title game.
- Averaged 11.9 points per game as a junior at College of Charleston.
- Scored 19 points against Alabama in the NCAA first round game.
- 6-foot-7 forward who starred at Carmel Christian School in Charlotte, N.C.
- Recorded two monster triple-double performances as a senior with 22 points, 16 rebounds and 10 blocks versus Victory Christian on Jan. 26 and 23 points, 23 rebounds and 10 blocks against Charlotte Christian in the state 4A playoffs.
- A two-time NCISAA all-state selection.
- Chose Tech over Florida State, Ole Miss and South Carolina.
- Has a good sense of humor. When asked what fans should know about him, he said, "I love food, so if anyone wants to take me out to lunch, let me know."
- Burnham was a skateboarder back in the day.

Last name pronounced: burn-UM

2024-25 GAME-BY-GAME STATS

PRODUCTION TRACKER

	This Season	Career
Scored 10+ Points	-	-
Scored 20+ Points	-	-
Led Tech in Scoring	-	-
Had 10+ Rebounds	-	-
Led Tech in Rebounding	-	-
Had a Double-Double	-	-
Shot over 50% from the floor	-	-
Made 3+ 3FGs	-	-
Shot 5+ Free Throws	-	-



CAREER STATS

SEASON	TEAM	GP-GS	MIN/AVG	FG-FGA	FG%	3FG-3FGA	3FG%	FT-FTA	FT%	OFF	DEF	TOT	AVG	PF-FO	A	TO	BLK	STL	PTS	AVG
2021-22	CC	32-26	630/19.7	97-205	.473	23-71	.324	28-43	.651	47	91	138	4.3	57-0	27	37	15	22	245	7.7
2022-23	CC	35-0	588/16.8	116-219	.530	41-92	.446	36-50	.720	38	90	128	3.7	57-0	19	36	12	12	309	8.8
2023-24	CC	35-35	771/22.0	157-338	.464	46-125	.368	57-82	.695	59	100	159	4.5	55-1	31	34	17	30	417	11.9
TOTAL FOR VT		0-0	0/0.0	0-0	.000	0-0	.000	0-0	.000	0	0	0	0.0	0-0	0	0	0	0	0	0.0
TOTAL		102-61	1989/19.5	370-762	.486	110-288	.382	121-175	.691	144	281	425	4.2	169-1	77	107	44	64	971	9.5

21 RYAN JONES JR.

FRESHMAN Forward | 6-8 | 240 | Graphic Design  
Gainesville, Florida | The Rock School



SEASON/CAREER BESTS

POINTS

Season -  
Career -

REBOUNDS

Season -  
Career -

ASSISTS

Season -  
Career -

BLOCKS

Season -  
Career -

STEALS

Season -  
Career -

MINUTES

Season -  
Career -

FIELD GOALS MADE

Season -  
Career -

FIELD GOALS ATTEMPTED

Season -  
Career -

3-PT. FIELD GOALS MADE

Season -  
Career -

3-PT. FIELD GOALS ATTEMPTED

Season -  
Career -

FREE THROWS MADE

Season -  
Career -

FREE THROWS ATTEMPTED

Season -  
Career -

CAREER STATS

- Strong in his faith of Jesus Christ; attends numerous FCA events as a campus student leader.
- Five-year letterwinner at The Rock School where he was coached by Justin Harden.
- Offensive player of the year as a sophomore and SIAA first team as a junior.
- Played AAU with Judah Nation.
- Won a gold medal with Team USA at the 2021 FIBA Americas U16 Championship.
- Consensus four-star recruit.
- Rated the 69th-best prospect in the 2024 class on 247Sports.
- Recognized as the 12th-best player in the state of Florida and the 12th-best center nationally, according to 247Sports.
- Chose Tech over Florida.
- Hidden talent is drawing.

2024-25 GAME-BY-GAME STATS

PRODUCTION TRACKER

	This Season
Scored 10+ Points	-
Made Multiple 3FGs	-
Had 10+ Rebounds	-
Had Multiple Blocks	-
Led Tech in Blocks	-
Had Multiple Steals	-
Shot over 50% from the floor	-
Shot 5+ Free Throws	-
Had Multiple Dunks	-



22 CONNOR SERVEN

GRADUATE STUDENT Forward | 6-8 | 225 | Agricultural and Life Sciences  
Prairie City, Illinois | Eastern Michigan



SEASON/CAREER BESTS

POINTS

Season -  
Career 15 vs. Kent State (1/6/24)

REBOUNDS

Season -  
Career 10 at Buffalo (2/20/24)

ASSISTS

Season -  
Career 3 (3x), last at Central Mich. (3/8/24)

BLOCKS

Season -  
Career 3 at Central Michigan (3/8/24)

STEALS

Season -  
Career 3 at Central Michigan (3/8/24)

MINUTES

Season -  
Career 42 at Central Michigan (3/8/24)

FIELD GOALS MADE

Season -  
Career 5 (2x), last at Akron (3/5/24)

FIELD GOALS ATTEMPTED

Season -  
Career 10 vs. Kent State (1/6/24)

3-PT. FIELD GOALS MADE

Season -  
Career 2 at Buffalo (2/20/24)

3-PT. FIELD GOALS ATTEMPTED

Season -  
Career 5 at Central Michigan (3/8/24)

FREE THROWS MADE

Season -  
Career 5 vs. Kent State (1/6/24)

FREE THROWS ATTEMPTED

Season -  
Career 5 (2x), last vs. Buffalo (1/27/24)

- Averaged 3.3 points and 3.1 rebounds in 31 games played at Eastern Michigan.
- Connected on 43.5% (40-92) of his field-goal attempts at EMU.
- Dialed up a career-high 15 points on 5 of 10 shooting vs. Kent State on Jan. 6, 2024.
- Notched three double-figure scoring games for the Eagles in 2023-24.
- Played three seasons for the Fighting Illini under head coach Brad Underwood.
- Appeared in 18 games during his time in Champaign, scoring three points and collecting seven rebounds.
- Member of three NCAA tournament teams, including two squads that advanced to the NCAA Second Round in both 2022 and 2023.
- Graduated from St. Rita High School and played under head coach Roshawn Russel

Last name pronounced: sir-VEN

2024-25 GAME-BY-GAME STATS

PRODUCTION TRACKER

	This Season	Career
Scored 10+ Points	-	-
Had 10+ Rebounds	-	-
Had Multiple Blocks	-	-
Led Tech in Blocks	-	-
Had Multiple Steals	-	-
Shot over 50% from the floor	-	-
Played 10+ Minutes	-	-
Shot 5+ Free Throws	-	-
Had Multiple Dunks	-	-



CAREER STATS

SEASON	TEAM	GP-GS	MIN/AVG	FG-FGA	FG%	3FG-3FGA	3FG%	FT-FTA	FT%	OFF	DEF	TOT	AVG	PF-FO	A	TO	BLK	STL	PTS	AVG
2020-21	Illini	7-0	13/1.8	1-1	1.000	0-0	.000	0-0	.000	1	1	2	0.3	2-0	0	1	0	0	2	0.3
2021-22	Illini	6-0	11/1.9	0-1	.000	0-1	.000	0-0	.000	0	1	1	0.2	0-0	0	0	0	0	0	0.0
2022-23	Illini	5-0	19/3.9	0-1	.000	0-1	.000	1-2	.500	1	3	4	0.8	2-0	0	2	0	1	1	0.2
2023-24	EMU	31-13	556/17.9	40-93	.430	8-32	.250	14-29	.483	26	71	97	3.1	36-0	19	14	14	20	102	3.3
TOTAL FOR VT		0-0	0/0.0	0-0	.000	0-0	.000	0-0	.000	0	0	0	0.0	0-0	0	0	0	0	0	0.0
TOTAL		49-13	599/12.2	41-96	.427	8-34	.235	15-31	.484	28	76	104	2.1	40-0	19	17	14	21	105	2.1



## 34 MYLYJAEI POTEAT

GRADUATE STUDENT Forward | 6-9 | 260 | Sociology  
Reidsville, North Carolina | Rice

## SEASON/CAREER BESTS

## POINTS

Season -  
Career 18 (2x), last vs. Georgia Tech (1/27/24)

## REBOUNDS

Season -  
Career 11 vs. Ohio (3/19/22)

## ASSISTS

Season -  
Career 3 vs. Jarvis Christian (2/8/22)

## BLOCKS

Season -  
Career 2 (2x), last vs. Georgia Tech (1/27/24)

## STEALS

Season -  
Career 2 (2x), last at Miami (2/3/24)

## MINUTES

Season -  
Career 25 vs. Clemson (1/4/23)

## FIELD GOALS MADE

Season -  
Career 7 at Western Kentucky (1/13/22)

## FIELD GOALS ATTEMPTED

Season -  
Career 10 at Western Kentucky (1/13/22)

## 3-PT. FIELD GOALS MADE

Season -  
Career -

## 3-PT. FIELD GOALS ATTEMPTED

Season -  
Career 1 at UAB (1/23/21)

## FREE THROWS MADE

Season -  
Career 9 at Louisiana Tech (1/27/22)

## FREE THROWS ATTEMPTED

Season -  
Career 10 at Louisiana Tech (1/27/22)

## CAREER STATS

SEASON	TEAM	GP-GS	MIN/AVG	FG-FGA	FG%	3FG-3FGA	3FG%	FT-FTA	FT%	OFF	DEF	TOT	AVG	PF-FO	A	TO	BLK	STL	PTS	AVG
2020-21	Rice	13-0	131/10.1	19-29	.655	0-1	.000	20-25	.800	11	24	35	2.7	25-0	6	15	4	3	58	4.5
2021-22	Rice	33-3	454/13.8	93-150	.620	0-0	.000	67-99	.677	58	79	137	4.2	67-1	12	40	8	4	253	7.7
2022-23	VT	34-0	297/8.7	34-53	.642	0-0	.000	49-66	.742	28	39	67	2.0	49-0	10	16	5	5	117	3.4
2023-24	VT	34-1	494/14.5	85-132	.644	0-0	.000	49-73	.671	48	71	119	3.5	65-1	24	29	8	9	219	6.4
TOTAL FOR VT		68-1	791/11.6	119-185	.643	0-0	.000	98-139	.705	76	110	186	2.7	114-1	34	45	13	14	336	4.9
TOTAL		114-4	1375/12.1	231-364	.635	0-1	.000	185-263	.703	145	213	358	3.1	206-2	52	100	25	21	647	5.7

- Has drawn high praise from Coach Young since arriving in Blacksburg – credits his footwork and hands.
- Going into his fifth season in the best shape he's ever been.
- Dialed up a career-high-tying 18 points in Tech's 91-67 win over Georgia Tech in 2023-24.
- All-ACC Academic Team honoree in 2022-23 and 2023-24.
- Finished with a 64.2% field-goal percentage in his first season in Blacksburg.
- Tallied 311 career points and 172 career rebounds at Rice.
- Averaged 6.8 points and 3.7 rebounds per game for his career as an Owl.
- Recorded a pair of double-doubles in 2021-22.
- Connected on 70.2% (87-124) of his attempts from the floor in two seasons at Rice.
- One of five players to play all 33 games for the Owls in 2021-22.
- His 62.0 field-goal percentage was the seventh-highest in a season in program history in 2021-22.
- Reached double-figure scoring 14 times in 2021-22, leading the Owls in scoring and rebounding five times.

Name pronounced: muh-LIE-juhl POH-teet

## 2024-25 GAME-BY-GAME STATS

Opponent	Date	GS	MIN	Total FG-FGA	PCT	3-Pointers 3FG-3FGA	PCT	Free throws FT-FTA	PCT	Rebounds OFF DEF TOT	AVG	PF	A	TO	BLK	STL	PTS	AVG			
Coppin St.	11/06/2023		15:25	4-5	.800	0-0	.000	1-2	.500	1	2	3	3.0	1	1	0	0	9	9.0		
vs South Carolina	11/10/2023		13:30	3-3	1.000	0-0	.000	3-4	.750	1	0	1	2.0	2	0	1	0	1	9	9.0	
Campbell	11/15/2023		14:18	3-4	.750	0-0	.000	2-2	1.000	2	1	3	2.3	1	0	1	0	8	8.7		
Wofford	11/19/2023		14:19	2-3	.667	0-0	.000	3-0	.000	3	2	5	3.0	2	2	2	0	1	4	7.5	
vs Boise St.	11/23/2023		10:51	2-2	1.000	0-0	.000	0-0	.000	1	0	1	2.6	3	1	0	1	0	4	6.8	
vs Iowa St.	11/24/2023		10:57	0-1	.000	0-0	.000	1-2	.500	2	0	2	2.5	0	1	0	1	0	1	5.8	
vs Fla. Atlantic	11/26/2023		15:12	2-3	.667	0-0	.000	2-4	.500	0	2	2	2.4	0	1	1	0	1	6	5.9	
at Auburn	11/29/2023		09:11	1-4	.250	0-0	.000	2-2	1.000	1	1	2	2.4	2	0	0	0	0	4	5.6	
Louisville	12/03/2023		15:13	3-4	.750	0-0	.000	1-1	1.000	0	2	2	2.3	2	1	0	0	0	7	5.8	
Valparaiso	12/09/2023		13:09	3-4	.750	0-0	.000	0-0	.000	2	4	6	2.7	2	2	0	0	0	6	5.8	
Vermont	12/16/2023		10:36	2-3	.667	0-0	.000	0-0	.000	0	1	1	2.5	1	1	0	0	0	4	5.6	
American	12/21/2023		09:09	1-1	1.000	0-0	.000	3-5	.600	0	2	2	2.5	2	2	0	0	0	5	5.6	
at Wake Forest	12/30/2023		06:43	1-2	.500	0-0	.000	0-0	.000	0	1	1	2.4	1	0	0	0	0	2	5.3	
at Florida St.	01/06/2024		10:31	1-2	.500	0-0	.000	0-0	.000	1	5	6	2.6	5	0	0	0	0	2	5.1	
Clemson	01/10/2024		18:02	2-4	.500	0-0	.000	1-2	.500	1	2	3	2.7	2	0	1	0	0	5	5.1	
Miami (FL)	01/13/2024		15:03	1-2	.500	0-0	.000	0-0	.000	1	2	3	2.7	1	0	0	2	0	2	4.9	
at Virginia	01/17/2024		20:10	1-3	.333	0-0	.000	0-0	.000	3	2	5	2.8	2	1	1	0	0	2	4.7	
at NC State	01/20/2024		15:04	1-2	.500	0-0	.000	6-8	.750	1	1	2	2.8	2	0	0	0	1	8	4.9	
Boston College	01/23/2024		14:55	3-4	.750	0-0	.000	2-2	1.000	3	1	4	2.8	2	1	0	1	0	8	5.1	
Georgia Tech	01/27/2024		23:17	6-9	.667	0-0	.000	6-6	1.000	1	5	6	3.0	2	1	1	2	0	18	5.7	
Duke	01/29/2024		17:10	2-5	.400	0-0	.000	0-2	.000	3	3	6	3.1	2	1	2	0	0	4	5.6	
at Miami (FL)	02/03/2024		15:09	3-4	.750	0-0	.000	2-3	.667	0	1	1	3.0	4	0	1	0	2	8	5.7	
at Notre Dame	02/10/2024		18:32	6-8	.750	0-0	.000	2-3	.667	3	2	5	3.1	2	1	2	0	0	14	6.1	
Florida St.	02/13/2024		10:27	0-1	.000	0-0	.000	0-0	.000	0	0	0	3.0	0	0	0	0	1	0	5.8	
at North Carolina	02/17/2024		21:26	5-8	.625	0-0	.000	5-5	1.000	2	6	8	3.2	3	0	1	0	0	15	6.2	
Virginia	02/19/2024		17:48	5-7	.714	0-0	.000	1-4	.250	1	1	2	3.2	1	2	0	0	0	1	11	6.4
at Pittsburgh	02/24/2024		23:52	5-8	.625	0-0	.000	0-2	.000	3	4	7	3.3	3	0	4	0	0	10	6.5	
at Syracuse	02/27/2024		11:40	5-6	.833	0-0	.000	1-1	1.000	2	4	6	3.4	2	0	1	0	0	11	6.7	
Wake Forest	03/02/2024		14:03	2-4	.500	0-0	.000	2-3	.667	0	0	0	3.3	3	1	2	0	0	6	6.7	
at Louisville	03/05/2024		09:48	2-3	.667	0-0	.000	2-2	1.000	1	0	1	3.2	2	0	2	0	1	6	6.6	
Notre Dame	03/09/2024	*	19:59	3-5	.600	0-0	.000	2-5	.400	4	4	8	3.4	1	2	2	0	0	8	6.7	
vs Florida St.	03/13/2024		12:16	0-0	.000	0-0	.000	0-0	.000	1	2	3	3.3	1	1	1	0	0	0	6.5	
Richmond	03/19/2024		13:59	3-5	.600	0-0	.000	1-2	.500	4	2	6	3.4	2	1	2	1	0	7	6.5	
at Ohio St.	03/23/2024		12:19	2-3	.667	0-0	.000	1-1	1.000	0	6	6	3.5	4	0	1	0	0	5	6.4	
Totals		1	494:05	85-132	.644	0-0	.000	49-73	.671	48	71	119	3.5	65	24	29	8	9	219	6.4	

## Player Averages

Games Played	Minutes/game	Points/game	FG Pct	3FG Pct	FT Pct	Rebounds/game	Assists/game	Turnovers/game	Assist/Turnover ratio	Steals/game	Blocks/game
34	14.5	6.4	64.4	0.0	67.1	3.5	0.7	0.9	0.8	0.3	0.2

## PRODUCTION TRACKER

	This Season	Career
Scored 10+ Points	-	23
Had 10+ Rebounds	-	2
Had Multiple Blocks	-	2
Led Tech in Blocks	-	5
Had Multiple Steals	-	2
Shot over 50% from the floor	-	71
Had a Double-Double	-	-
Shot 5+ Free Throws	-	16
Had Multiple Dunks	-	7



COMBINED TEAM STATS

Game Records

Record	Overall	Home	Away	Neutral
ALL GAMES	19-15	15-2	2-10	2-3
CONFERENCE	10-10	8-2	2-8	0-0
NON-CONFERENCE	9-5	7-0	0-2	2-3

Score by Periods

Team	1st	2nd	OT	TOT
Virginia Tech	1198	1349	0	2547
Opponents	1101	1312	0	2413

Team Box Score

No.	Player				Total		3-Point		F-Throw		Rebounds													
		GP-GS	MIN	AVG	FG-FGA	FG%	3FG-3FGA	3FG%	FT-FTA	FT%	OFF	DEF	TOT	AVG	PF	DQ	A	TO	BLK	STL	PTS	AVG		
3	PEDULLA, Sean	32-32	1026:13	32.1	172-406	.424	53-163	.325	129-161	.801	19	117	136	4.3	71	2	148	104	3	37	526	16.4		
0	CATTOOR, Hunter	33-33	1094:28	33.2	133-296	.449	81-200	.405	100-112	.893	7	84	91	2.8	69	2	64	38	5	31	447	13.5		
15	KIDD, Lynn	33-33	767:60	23.3	177-265	.668	0-0	.000	80-95	.842	51	165	216	6.5	67	0	36	43	14	17	434	13.2		
23	NICKEL, Tyler	33-7	802:03	24.3	96-219	.438	59-148	.399	41-50	.820	15	58	73	2.2	47	0	44	24	8	16	292	8.8		
2	COLLINS, MJ	32-28	945:29	29.5	85-248	.343	30-107	.280	38-45	.844	15	74	89	2.8	39	0	87	39	4	30	238	7.4		
34	POTEAT, Mylyjael	34-1	494:05	14.5	85-132	.644	0-0	.000	49-73	.671	48	71	119	3.5	65	1	24	29	8	9	219	6.4		
31	BERAN, Robbie	34-29	757:53	22.3	69-156	.442	25-79	.316	28-35	.800	27	106	133	3.9	98	3	38	35	30	20	191	5.6		
4	LONG, Mekhi	18-5	332:34	18.5	26-62	.419	0-12	.000	15-30	.500	22	66	88	4.9	41	2	18	20	6	8	67	3.7		
11	CAMDEN, John	14-0	62:41	4.5	7-19	.368	7-15	.467	5-7	.714	4	10	14	1.0	5	0	2	6	0	1	26	1.9		
13	YOUNG, Jaydon	26-0	221:14	8.5	15-43	.349	12-32	.375	6-6	1.000	1	20	21	0.8	12	0	18	5	1	6	48	1.8		
10	RECHSTEINER, Brandon	26-2	238:57	9.2	16-43	.372	9-33	.273	6-8	.750	2	16	18	0.7	16	0	33	18	0	4	47	1.8		
5	WESSLER, Patrick	13-0	50:04	3.9	5-13	.385	0-1	.000	2-4	.500	8	11	19	1.5	10	0	2	2	4	1	12	0.9		
33	WARD, Michael	3-0	02:24	0.8	0-1	.000	0-1	.000	0-0	.000	0	0	0	0.0	0	0	0	0	0	0	0	0.0		
55	VENABLE, Conner	4-0	03:56	1.0	0-2	.000	0-1	.000	0-3	.000	1	0	1	0.3	0	0	0	0	0	0	0	0.0		
Team											43	40	83					13						
Total		34	6800		886-1905	.465	276-792	.348	499-629	.793	263	838	1101	32.4	540	10	514	376	83	180	2547	74.9		
Opponents		34	6800		879-1943	.452	223-658	.339	432-587	.736	297	788	1085	31.9	573	7	433	391	103	218	2413	71.0		

Team Statistics

	VT	OPP
Scoring	2547	2413
Points per game	74.9	71.0
Scoring margin	+3.9	-
Field goals-att	886-1905	879-1943
Field goal pct	.465	.452
3 point fg-att	276-792	223-658
3-point FG pct	.348	.339
3-pt FG made per game	8.1	6.6
Free throws-att	499-629	432-587
Free throw pct	.793	.736
F-Throws made per game	14.7	12.7
Rebounds	1101	1085
Rebounds per game	32.4	31.9
Rebounding margin	+0.5	-
Assists	514	433
Assists per game	15.1	12.7
Turnovers	376	391
Turnovers per game	11.1	11.5
Turnover margin	+0.4	-
Assist/turnover ratio	1.4	1.1
Steals	180	218
Steals per game	5.3	6.4
Blocks	83	103
Blocks per game	2.4	3.0
Winning streak	0	-
Home win streak	5	-
Attendance	127750	141399
Home games-Avg/Game	17-7515	12-11783
Neutral site-Avg/Game	-	5-4854

Team Results

Date	Opponent		Score	Att.
11/06/2023	Coppin St.	W	100-55	8925
11/10/2023	vs South Carolina	L	77-79	6783
11/15/2023	Campbell	W	60-44	5899
11/19/2023	Wofford	W	98-76	4582
11/23/2023	vs Boise St.	W	82-75	2458
11/24/2023	vs Iowa St.	W	71-62	2579
11/26/2023	vs Fla. Atlantic	L	50-84	2528
11/29/2023	at Auburn	L	57-74	9121
12/03/2023	Louisville	W	75-68	8925
12/09/2023	Valparaiso	W	71-50	6107
12/16/2023	Vermont	W	73-51	4918
12/21/2023	American	W	77-55	4886
12/30/2023	at Wake Forest	L	63-86	10055
01/06/2024	at Florida St.	L	74-77	5025
01/10/2024	Clemson	W	87-72	8925
01/13/2024	Miami (FL)	L	71-75	8925
01/17/2024	at Virginia	L	57-65	14547
01/20/2024	at NC State	W	84-78	15850
01/23/2024	Boston College	W	76-71	8925
01/27/2024	Georgia Tech	W	91-67	8925
01/29/2024	Duke	L	67-77	8925
02/03/2024	at Miami (FL)	L	74-82	7234
02/10/2024	at Notre Dame	L	66-74	7394
02/13/2024	Florida St.	W	83-75	8925
02/17/2024	at North Carolina	L	81-96	21750
02/19/2024	Virginia	W	75-41	8925
02/24/2024	at Pittsburgh	L	64-79	12094
02/27/2024	at Syracuse	L	71-84	20244
03/02/2024	Wake Forest	W	87-76	8925
03/05/2024	at Louisville	W	80-64	10544
03/09/2024	Notre Dame	W	82-76	8925
03/13/2024	vs Florida St.	L	76-86	9920
03/19/2024	Richmond	W	74-58	3183
03/23/2024	at Ohio St.	L	73-81	7541

## TEAM GAME-BY-GAME

				Total		3-Pointers		Free throws		Rebounds											
Opponent	Date	Score		FG-FGA	PCT	3FG-3FGA	PCT	FT-FTA	PCT	OFF	DEF	TOT	AVG	PF	A	TO	BLK	STL	PTS	AVG	
Coppin St.	11/06/2023	100-55	W	32-62	.516	13-31	.419	23-29	.793	14	29	43	43.0	16	29	11	4	9	100	100.0	
vs South Carolina	11/10/2023	77-79	L	26-52	.500	7-22	.318	18-22	.818	6	17	23	33.0	12	13	5	1	8	77	88.5	
Campbell	11/15/2023	60-44	W	22-58	.379	4-19	.211	12-15	.800	9	25	34	33.3	11	14	7	3	6	60	79.0	
Wofford	11/19/2023	98-76	W	33-58	.569	10-20	.500	22-26	.846	9	27	36	34.0	20	20	11	4	6	98	83.8	
vs Boise St.	11/23/2023	82-75	W	26-55	.473	7-18	.389	23-27	.852	4	24	28	32.8	19	14	9	4	6	82	83.4	
vs Iowa St.	11/24/2023	71-62	W	20-49	.408	11-28	.393	20-23	.870	8	27	35	33.2	18	16	15	1	7	71	81.3	
vs Fla. Atlantic	11/26/2023	50-84	L	20-60	.333	2-17	.118	8-13	.615	9	20	29	32.6	10	8	14	0	6	50	76.9	
at Auburn	11/29/2023	57-74	L	14-51	.275	6-20	.300	23-31	.742	17	27	44	34.0	25	7	21	2	5	57	74.4	
Louisville	12/03/2023	75-68	W	24-55	.436	5-20	.250	22-27	.815	8	24	32	33.8	17	16	10	2	6	75	74.4	
Valparaiso	12/09/2023	71-50	W	23-53	.434	10-27	.370	15-18	.833	13	28	41	34.5	10	18	15	1	5	71	74.1	
Vermont	12/16/2023	73-51	W	23-54	.426	10-29	.345	17-23	.739	7	35	42	35.2	15	13	7	3	6	73	74.0	
American	12/21/2023	77-55	W	32-50	.640	5-17	.294	8-12	.667	5	25	30	34.8	14	23	7	5	4	77	74.3	
at Wake Forest	12/30/2023	63-86	L	24-52	.462	5-16	.313	10-14	.714	4	28	32	34.5	18	12	19	4	1	63	73.4	
at Florida St.	01/06/2024	74-77	L	25-51	.490	11-23	.478	13-20	.650	7	28	35	34.6	24	9	16	4	2	74	73.4	
Clemson	01/10/2024	87-72	W	31-57	.544	13-24	.542	12-14	.857	9	26	35	34.6	10	17	11	5	7	87	74.3	
Miami (FL)	01/13/2024	71-75	L	28-58	.483	10-33	.303	5-6	.833	8	26	34	34.6	18	12	15	3	4	71	74.1	
at Virginia	01/17/2024	57-65	L	21-54	.389	11-30	.367	4-4	1.000	4	28	32	34.4	14	14	15	1	3	57	73.1	
at NC State	01/20/2024	84-78	W	26-49	.531	9-19	.474	23-28	.821	5	23	28	34.1	16	16	20	1	7	84	73.7	
Boston College	01/23/2024	76-71	W	26-53	.491	8-22	.364	16-16	1.000	5	17	22	33.4	14	16	11	4	8	76	73.8	
Georgia Tech	01/27/2024	91-67	W	32-58	.552	12-27	.444	15-17	.882	8	29	37	33.6	17	23	7	3	2	91	74.7	
Duke	01/29/2024	67-77	L	26-58	.448	6-22	.273	9-12	.750	4	16	20	33.0	10	15	4	3	4	67	74.3	
at Miami (FL)	02/03/2024	74-82	L	28-58	.483	11-30	.367	7-14	.500	7	21	28	32.7	22	15	11	2	7	74	74.3	
at Notre Dame	02/10/2024	66-74	L	25-57	.439	8-24	.333	8-11	.727	7	21	28	32.5	16	13	11	0	3	66	74.0	
Florida St.	02/13/2024	83-75	W	22-54	.407	11-23	.478	28-32	.875	13	22	35	32.6	21	12	11	1	6	83	74.3	
at North Carolina	02/17/2024	81-96	L	28-67	.418	7-26	.269	18-20	.900	8	23	31	32.6	19	13	6	3	5	81	74.6	
Virginia	02/19/2024	75-41	W	27-53	.509	8-23	.348	13-17	.765	5	27	32	32.5	6	17	7	5	4	75	74.6	
at Pittsburgh	02/24/2024	64-79	L	24-59	.407	3-20	.150	13-17	.765	6	22	28	32.4	20	13	8	2	3	64	74.2	
at Syracuse	02/27/2024	71-84	L	31-63	.492	6-20	.300	3-3	1.000	7	20	27	32.2	11	14	10	1	4	71	74.1	
Wake Forest	03/02/2024	87-76	W	34-57	.596	9-21	.429	10-14	.714	5	22	27	32.0	14	20	10	1	6	87	74.6	
at Louisville	03/05/2024	80-64	W	27-56	.482	13-29	.448	13-19	.684	7	27	34	32.1	13	15	8	1	10	80	74.7	
Notre Dame	03/09/2024	82-76	W	28-63	.444	7-29	.241	19-24	.792	15	24	39	32.3	15	12	8	6	5	82	75.0	
vs Florida St.	03/13/2024	76-86	L	26-53	.491	6-24	.250	18-24	.750	5	20	25	32.1	20	14	13	1	4	76	75.0	
Richmond	03/19/2024	74-58	W	26-54	.481	7-18	.389	15-17	.882	8	29	37	32.2	10	15	8	2	4	74	75.0	
at Ohio St.	03/23/2024	73-81	L	26-64	.406	5-21	.238	16-20	.800	7	31	38	32.4	25	16	15	0	7	73	74.9	
Total		2547		886-1905	.465	276-792	.348	499-629	.793	263	838	1101	32.4	540	514	376	83	180	2547	74.9	
Opponents		2413		879-1943	.452	223-658	.339	432-587	.736	297	788	1085	31.9	573	433	391	103	218	2413	71.0	

### Virginia Tech Averages

Games Played	Points/game	FG Pct	3FG Pct	FT Pct	Rebounds/game	Assists/game	Turnovers/game	Assist/Turnover ratio	Steals/game	Blocks/game
34	74.9	46.5	34.8	79.3	32.4	15.1	11.1	1.4	5.3	2.4



## OPPONENTS GAME-BY-GAME

				Total		3-Pointers		Free throws		Rebounds											
Opponent	Date	Score		FG-FGA	PCT	3FG-3FGA	PCT	FT-FTA	PCT	OFF	DEF	TOT	AVG	PF	A	TO	BLK	STL	PTS	AVG	
Coppin St.	11/06/2023	100-55	W	19-51	.373	5-17	.294	12-18	.667	4	18	22	22.0	21	5	19	4	6	55	55.0	
vs South Carolina	11/10/2023	77-79	L	31-55	.564	10-21	.476	7-8	.875	8	22	30	26.0	16	16	10	2	2	79	67.0	
Campbell	11/15/2023	60-44	W	14-51	.275	5-19	.263	11-16	.688	14	24	38	30.0	13	10	16	3	4	44	59.3	
Wofford	11/19/2023	98-76	W	26-61	.426	13-31	.419	11-16	.688	10	18	28	29.5	20	13	15	4	3	76	63.5	
vs Boise St.	11/23/2023	82-75	W	27-57	.474	8-21	.381	13-16	.813	8	27	35	30.6	20	10	16	3	3	75	65.8	
vs Iowa St.	11/24/2023	71-62	W	21-50	.420	5-21	.238	15-26	.577	9	21	30	30.5	19	12	13	1	9	62	65.2	
vs Fla. Atlantic	11/26/2023	50-84	L	33-58	.569	9-22	.409	9-11	.818	6	34	40	31.9	15	16	15	5	10	84	67.9	
at Auburn	11/29/2023	57-74	L	24-62	.387	2-16	.125	24-36	.667	17	23	40	32.9	22	12	8	7	11	74	68.6	
Louisville	12/03/2023	75-68	W	23-57	.404	6-19	.316	16-18	.889	9	24	33	32.9	21	11	14	4	6	68	68.6	
Valparaiso	12/09/2023	71-50	W	21-52	.404	3-24	.125	5-8	.625	5	17	22	31.8	15	10	14	2	9	50	66.7	
Vermont	12/16/2023	73-51	W	21-57	.368	4-20	.200	5-9	.556	4	22	26	31.3	19	7	9	2	2	51	65.3	
American	12/21/2023	77-55	W	21-54	.389	8-15	.533	5-11	.455	8	15	23	30.6	13	13	9	0	6	55	64.4	
at Wake Forest	12/30/2023	63-86	L	30-68	.441	7-19	.368	19-21	.905	11	26	37	31.1	15	9	7	3	9	86	66.1	
at Florida St.	01/06/2024	74-77	L	28-61	.459	3-15	.200	18-29	.621	11	21	32	31.1	19	15	10	1	8	77	66.9	
Clemson	01/10/2024	87-72	W	28-63	.444	9-26	.346	7-8	.875	10	18	28	30.9	14	13	11	3	4	72	67.2	
Miami (FL)	01/13/2024	71-75	L	27-57	.474	9-25	.360	12-16	.750	4	20	24	30.5	12	13	11	2	9	75	67.7	
at Virginia	01/17/2024	57-65	L	25-54	.463	4-14	.286	11-16	.688	5	28	33	30.6	11	18	7	2	10	65	67.5	
at NC State	01/20/2024	84-78	W	26-60	.433	6-18	.333	20-24	.833	13	19	32	30.7	22	15	18	4	14	78	68.1	
Boston College	01/23/2024	76-71	W	30-60	.500	6-18	.333	5-9	.556	13	22	35	30.9	13	14	15	2	7	71	68.3	
Georgia Tech	01/27/2024	91-67	W	25-66	.379	8-22	.364	9-14	.643	13	18	31	31.0	16	14	5	5	2	67	68.2	
Duke	01/29/2024	67-77	L	31-56	.554	9-17	.529	6-10	.600	10	28	38	31.3	18	19	14	3	1	77	68.6	
at Miami (FL)	02/03/2024	74-82	L	24-53	.453	7-16	.438	27-29	.931	10	26	36	31.5	14	8	11	3	7	82	69.2	
at Notre Dame	02/10/2024	66-74	L	27-55	.491	7-20	.350	13-17	.765	8	26	34	31.6	14	14	8	0	8	74	69.4	
Florida St.	02/13/2024	83-75	W	24-45	.533	8-18	.444	19-29	.655	6	17	23	31.3	26	13	13	4	10	75	69.7	
at North Carolina	02/17/2024	81-96	L	35-68	.515	7-21	.333	19-23	.826	14	29	43	31.7	18	18	9	5	4	96	70.7	
Virginia	02/19/2024	75-41	W	17-52	.327	2-12	.167	5-7	.714	7	21	28	31.6	16	7	12	3	4	41	69.6	
at Pittsburgh	02/24/2024	64-79	L	29-57	.509	9-21	.429	12-18	.667	9	33	42	32.0	21	13	10	7	4	79	69.9	
at Syracuse	02/27/2024	71-84	L	34-60	.567	4-13	.308	12-12	1.000	6	25	31	31.9	8	18	7	3	8	84	70.4	
Wake Forest	03/02/2024	87-76	W	29-58	.500	11-25	.440	7-11	.636	7	22	29	31.8	14	16	11	4	6	76	70.6	
at Louisville	03/05/2024	80-64	W	25-55	.455	9-23	.391	5-11	.455	7	24	31	31.8	15	11	14	0	4	64	70.4	
Notre Dame	03/09/2024	82-76	W	28-54	.519	7-17	.412	13-19	.684	5	23	28	31.7	22	12	10	1	5	76	70.6	
vs Florida St.	03/13/2024	76-86	L	29-54	.537	3-13	.231	25-30	.833	9	25	34	31.8	15	12	10	3	10	86	71.1	
Richmond	03/19/2024	74-58	W	23-61	.377	6-22	.273	6-9	.667	9	20	29	31.7	17	12	8	3	3	58	70.7	
at Ohio St.	03/23/2024	73-81	L	24-61	.393	4-17	.235	29-32	.906	8	32	40	31.9	19	14	12	5	10	81	71.0	
Total		2413		879-1943	.452	223-658	.339	432-587	.736	297	788	1085	31.9	573	433	391	103	218	2413	71.0	
Virginia Tech		2547		886-1905	.465	276-792	.348	499-629	.793	263	838	1101	32.4	540	514	376	83	180	2547	74.9	

## Opponents Averages

Games Played	Points/game	FG Pct	3FG Pct	FT Pct	Rebounds/game	Assists/game	Turnovers/game	Assist/Turnover ratio	Steals/game	Blocks/game
34	71.0	45.2	33.9	73.6	31.9	12.7	11.5	1.1	6.4	3.0

**TEAM CATEGORY LEADERS**
**Points**

##	Player	G	Pts	Pts/G
3	Pedulla, Sean	32	526	16.4
0	Cattoor, Hunter	33	447	13.5
15	Kidd, Lynn	33	434	13.2
23	Nickel, Tyler	33	292	8.8
2	Collins, MJ	32	238	7.4
34	Poteat, Mylyjael	34	219	6.4
31	Beran, Robbie	34	191	5.6
4	Long, Mekhi	18	67	3.7
13	Young, Jaydon	26	48	1.8
10	Rechsteiner, Brandon	26	47	1.8
11	Camden, John	14	26	1.9
5	Wessler, Patrick	13	12	0.9

**Scoring Average**

##	Player	G	Pts	Pts/G
3	Pedulla, Sean	32	526	16.4
0	Cattoor, Hunter	33	447	13.5
15	Kidd, Lynn	33	434	13.2
23	Nickel, Tyler	33	292	8.8
2	Collins, MJ	32	238	7.4
34	Poteat, Mylyjael	34	219	6.4
31	Beran, Robbie	34	191	5.6
4	Long, Mekhi	18	67	3.7
11	Camden, John	14	26	1.9
13	Young, Jaydon	26	48	1.8
10	Rechsteiner, Brandon	26	47	1.8
5	Wessler, Patrick	13	12	0.9

**Field Goal Percentage**

##	Player	FG	Att	Pct
15	Kidd, Lynn	177	265	.668
34	Poteat, Mylyjael	85	132	.644
0	Cattoor, Hunter	133	296	.449
31	Beran, Robbie	69	156	.442
23	Nickel, Tyler	96	219	.438
3	Pedulla, Sean	172	406	.424
4	Long, Mekhi	26	62	.419
5	Wessler, Patrick	5	13	.385
10	Rechsteiner, Brandon	16	43	.372
11	Camden, John	7	19	.368
13	Young, Jaydon	15	43	.349
2	Collins, MJ	85	248	.343

**Field Goal Attempts**

##	Player	G	Att	Att/G
3	Pedulla, Sean	32	406	12.7
0	Cattoor, Hunter	33	296	9.0
15	Kidd, Lynn	33	265	8.0
2	Collins, MJ	32	248	7.8
23	Nickel, Tyler	33	219	6.6

**Field Goals Made**

##	Player	G	Made	Made/G
15	Kidd, Lynn	33	177	5.4
3	Pedulla, Sean	32	172	5.4
0	Cattoor, Hunter	33	133	4.0
23	Nickel, Tyler	33	96	2.9
2	Collins, MJ	32	85	2.7

**3-Point FG Percentage**

##	Player	3FG	Att	Pct
11	Camden, John	7	15	.467
0	Cattoor, Hunter	81	200	.405
23	Nickel, Tyler	59	148	.399
13	Young, Jaydon	12	32	.375
3	Pedulla, Sean	53	163	.325
31	Beran, Robbie	25	79	.316
2	Collins, MJ	30	107	.280
10	Rechsteiner, Brandon	9	33	.273

**3-Point FG Attempts**

##	Player	G	Att	Att/G
0	Cattoor, Hunter	33	200	6.1
3	Pedulla, Sean	32	163	5.1
23	Nickel, Tyler	33	148	4.5
2	Collins, MJ	32	107	3.3
31	Beran, Robbie	34	79	2.3

**3-Point FG Made**

##	Player	G	Made	Made/G
0	Cattoor, Hunter	33	81	2.5
23	Nickel, Tyler	33	59	1.8
3	Pedulla, Sean	32	53	1.7
2	Collins, MJ	32	30	0.9
31	Beran, Robbie	34	25	0.7

**TEAM CATEGORY LEADERS**
**Free Throw Percentage**

##	Player	Made	Att	Pct
13	Young, Jaydon	6	6	1.000
0	Cattoor, Hunter	100	112	.893
2	Collins, MJ	38	45	.844
15	Kidd, Lynn	80	95	.842
23	Nickel, Tyler	41	50	.820
3	Pedulla, Sean	129	161	.801
31	Beran, Robbie	28	35	.800
10	Rechsteiner, Brandon	6	8	.750
11	Camden, John	5	7	.714
34	Poteat, Mylyjael	49	73	.671
4	Long, Mekhi	15	30	.500
5	Wessler, Patrick	2	4	.500

**Free Throw Attempts**

##	Player	G	Att	Att/G
3	Pedulla, Sean	32	161	5.0
0	Cattoor, Hunter	33	112	3.4
15	Kidd, Lynn	33	95	2.9
34	Poteat, Mylyjael	34	73	2.1
23	Nickel, Tyler	33	50	1.5

**Free Throws Made**

##	Player	G	Made	Made/G
3	Pedulla, Sean	32	129	4.0
0	Cattoor, Hunter	33	100	3.0
15	Kidd, Lynn	33	80	2.4
34	Poteat, Mylyjael	34	49	1.4
23	Nickel, Tyler	33	41	1.2

**Rebounds**

##	Player	G	Reb	Reb/G
15	Kidd, Lynn	33	216	6.5
3	Pedulla, Sean	32	136	4.3
31	Beran, Robbie	34	133	3.9
34	Poteat, Mylyjael	34	119	3.5
0	Cattoor, Hunter	33	91	2.8

**Assists**

##	Player	G	Ast	Ast/G
3	Pedulla, Sean	32	148	4.6
2	Collins, MJ	32	87	2.7
0	Cattoor, Hunter	33	64	1.9
23	Nickel, Tyler	33	44	1.3
31	Beran, Robbie	34	38	1.1

**Rebounds Average**

##	Player	G	Reb	Reb/G
15	Kidd, Lynn	33	216	6.5
4	Long, Mekhi	18	88	4.9
3	Pedulla, Sean	32	136	4.3
31	Beran, Robbie	34	133	3.9
34	Poteat, Mylyjael	34	119	3.5

**Steals**

##	Player	G	Stl	Stl/G
3	Pedulla, Sean	32	37	1.2
0	Cattoor, Hunter	33	31	0.9
2	Collins, MJ	32	30	0.9
31	Beran, Robbie	34	20	0.6
15	Kidd, Lynn	33	17	0.5

**Offensive Rebounds**

##	Player	G	OReb	OReb/G
15	Kidd, Lynn	33	51	1.5
34	Poteat, Mylyjael	34	48	1.4
31	Beran, Robbie	34	27	0.8
4	Long, Mekhi	18	22	1.2
3	Pedulla, Sean	32	19	0.6

**Blocked Shots**

##	Player	G	Blk	Blk/G
31	Beran, Robbie	34	30	0.9
15	Kidd, Lynn	33	14	0.4
23	Nickel, Tyler	33	8	0.2
34	Poteat, Mylyjael	34	8	0.2
4	Long, Mekhi	18	6	0.3

**Defensive Rebounds**

##	Player	G	DReb	DReb/G
15	Kidd, Lynn	33	165	5.0
3	Pedulla, Sean	32	117	3.7
31	Beran, Robbie	34	106	3.1
0	Cattoor, Hunter	33	84	2.5
2	Collins, MJ	32	74	2.3

**Minutes**

##	Player	G	Min	Min/G
0	Cattoor, Hunter	33	1094	33:10
3	Pedulla, Sean	32	1026	32:04
2	Collins, MJ	32	945	29:33
23	Nickel, Tyler	33	802	24:18
15	Kidd, Lynn	33	768	23:16



## TEAM CATEGORY LEADERS

## Fouls

##	Player	G	PF	PF/G
31	Beran, Robbie	34	98	2.9
3	Pedulla, Sean	32	71	2.2
0	Cattoor, Hunter	33	69	2.1
15	Kidd, Lynn	33	67	2.0
34	Poteat, Mylyjael	34	65	1.9

## Turnovers

##	Player	G	TO	TO/G
3	Pedulla, Sean	32	104	3.3
15	Kidd, Lynn	33	43	1.3
2	Collins, Mj	32	39	1.2
0	Cattoor, Hunter	33	38	1.2
31	Beran, Robbie	34	35	1.0

## Foul Outs

##	Player	G	FO
31	Beran, Robbie	34	3
3	Pedulla, Sean	32	2
0	Cattoor, Hunter	33	2
4	Long, Mekhi	18	2
34	Poteat, Mylyjael	34	1

## TEAM GAME HIGHS

## Virginia Tech - Game Highs

<b>POINTS</b>	100 98 91 87 87		Coppin St. (11/06/2023) Wofford (11/19/2023) Georgia Tech (01/27/2024) Wake Forest (03/02/2024) Clemson (01/10/2024)
<b>FIELD GOALS MADE</b>	34 33		Wake Forest (03/02/2024) Wofford (11/19/2023)
<b>FIELD GOAL ATTEMPTS</b>	67 64		at North Carolina (02/17/2024) at Ohio St. (03/23/2024)
<b>FIELD GOAL PERCENTAGE</b>	.640 .596	(32-50) (34-57)	American (12/21/2023) Wake Forest (03/02/2024)
<b>3 PT FG MADE</b>	13 13 13		at Louisville (03/05/2024) Clemson (01/10/2024) Coppin St. (11/06/2023)
<b>3 PT FG ATTEMPTS</b>	33 31		Miami (FL) (01/13/2024) Coppin St. (11/06/2023)
<b>3 PT FG PERCENTAGE</b>	.542 .500	(13-24) (10-20)	Clemson (01/10/2024) Wofford (11/19/2023)
<b>FREE THROWS MADE</b>	28 23 23 23 23		Florida St. (02/13/2024) at NC State (01/20/2024) at Auburn (11/29/2023) vs Boise St. (N) (11/23/2023) Coppin St. (11/06/2023)
<b>FREE THROW ATTEMPTS</b>	32 31		Florida St. (02/13/2024) at Auburn (11/29/2023)
<b>FREE THROW PERCENTAGE</b>	1.000 1.000 1.000	(16-16) (4-4) (3-3)	Boston College (01/23/2024) at Virginia (01/17/2024) at Syracuse (02/27/2024)
<b>REBOUNDS</b>	44 43		at Auburn (11/29/2023) Coppin St. (11/06/2023)
<b>ASSISTS</b>	29 23 23		Coppin St. (11/06/2023) Georgia Tech (01/27/2024) American (12/21/2023)
<b>STEALS</b>	10 9		at Louisville (03/05/2024) Coppin St. (11/06/2023)
<b>BLOCKED SHOTS</b>	6 5 5 5		Notre Dame (03/09/2024) Virginia (02/19/2024) Clemson (01/10/2024) American (12/21/2023)
<b>TURNOVERS</b>	21 20		at Auburn (11/29/2023) at NC State (01/20/2024)
<b>FOULS</b>	25 25		at Ohio St. (03/23/2024) at Auburn (11/29/2023)

**OPPONENT GAME HIGHS**
**Opponent - Game Highs**

<b>POINTS</b>	96		at North Carolina (02/17/2024)
	86		vs Florida St. (N) (03/13/2024)
	86		at Wake Forest (12/30/2023)
	84		at Syracuse (02/27/2024)
	84		vs Fla. Atlantic (N) (11/26/2023)
<b>FIELD GOALS MADE</b>	35		at North Carolina (02/17/2024)
	34		at Syracuse (02/27/2024)
<b>FIELD GOAL ATTEMPTS</b>	68		at North Carolina (02/17/2024)
	68		at Wake Forest (12/30/2023)
<b>FIELD GOAL PERCENTAGE</b>	.569	(33-58)	vs Fla. Atlantic (N) (11/26/2023)
	.567	(34-60)	at Syracuse (02/27/2024)
<b>3 PT FG MADE</b>	13		Wofford (11/19/2023)
	11		Wake Forest (03/02/2024)
<b>3 PT FG ATTEMPTS</b>	31		Wofford (11/19/2023)
	26		Clemson (01/10/2024)
<b>3 PT FG PERCENTAGE</b>	.533	(8-15)	American (12/21/2023)
	.529	(9-17)	Duke (01/29/2024)
<b>FREE THROWS MADE</b>	29		at Ohio St. (03/23/2024)
	27		at Miami (FL) (02/03/2024)
<b>FREE THROW ATTEMPTS</b>	36		at Auburn (11/29/2023)
	32		at Ohio St. (03/23/2024)
<b>FREE THROW PERCENTAGE</b>	1.000	(12-12)	at Syracuse (02/27/2024)
	.931	(27-29)	at Miami (FL) (02/03/2024)
<b>REBOUNDS</b>	43		at North Carolina (02/17/2024)
	42		at Pittsburgh (02/24/2024)
<b>ASSISTS</b>	19		Duke (01/29/2024)
	18		at Syracuse (02/27/2024)
	18		at North Carolina (02/17/2024)
	18		at Virginia (01/17/2024)
<b>STEALS</b>	14		at NC State (01/20/2024)
	11		at Auburn (11/29/2023)
<b>BLOCKED SHOTS</b>	7		at Pittsburgh (02/24/2024)
	7		at Auburn (11/29/2023)
<b>TURNOVERS</b>	19		Coppin St. (11/06/2023)
	18		at NC State (01/20/2024)
<b>FOULS</b>	26		Florida St. (02/13/2024)
	22		Notre Dame (03/09/2024)
	22		at NC State (01/20/2024)
	22		at Auburn (11/29/2023)



## TEAM GAME LOWS

## Virginia Tech - Game Lows

POINTS	50		vs Fla. Atlantic (N) (11/26/2023)
	57		at Virginia (01/17/2024)
	57		at Auburn (11/29/2023)
	60		Campbell (11/15/2023)
	63		at Wake Forest (12/30/2023)
FIELD GOALS MADE	14		at Auburn (11/29/2023)
	20		vs Fla. Atlantic (N) (11/26/2023)
	20		vs Iowa St. (N) (11/24/2023)
FIELD GOAL ATTEMPTS	49		at NC State (01/20/2024)
	49		vs Iowa St. (N) (11/24/2023)
FIELD GOAL PERCENTAGE	.275	(14-51)	at Auburn (11/29/2023)
	.333	(20-60)	vs Fla. Atlantic (N) (11/26/2023)
3 PT FG MADE	2		vs Fla. Atlantic (N) (11/26/2023)
	3		at Pittsburgh (02/24/2024)
3 PT FG ATTEMPTS	16		at Wake Forest (12/30/2023)
	17		American (12/21/2023)
	17		vs Fla. Atlantic (N) (11/26/2023)
3 PT FG PERCENTAGE	.118	(2-17)	vs Fla. Atlantic (N) (11/26/2023)
	.150	(3-20)	at Pittsburgh (02/24/2024)
FREE THROWS MADE	3		at Syracuse (02/27/2024)
	4		at Virginia (01/17/2024)
FREE THROW ATTEMPTS	3		at Syracuse (02/27/2024)
	4		at Virginia (01/17/2024)
FREE THROW PERCENTAGE	.500	(7-14)	at Miami (FL) (02/03/2024)
	.615	(8-13)	vs Fla. Atlantic (N) (11/26/2023)
REBOUNDS	20		Duke (01/29/2024)
	22		Boston College (01/23/2024)
ASSISTS	7		at Auburn (11/29/2023)
	8		vs Fla. Atlantic (N) (11/26/2023)
STEALS	1		at Wake Forest (12/30/2023)
	2		Georgia Tech (01/27/2024)
	2		at Florida St. (01/06/2024)
BLOCKED SHOTS	0		at Ohio St. (03/23/2024)
	0		at Notre Dame (02/10/2024)
	0		vs Fla. Atlantic (N) (11/26/2023)
TURNOVERS	4		Duke (01/29/2024)
	5		vs South Carolina (N) (11/10/2023)
FOULS	6		Virginia (02/19/2024)
	10		Richmond (03/19/2024)
	10		Duke (01/29/2024)
	10		Clemson (01/10/2024)
	10		Valparaiso (12/09/2023)
	10		vs Fla. Atlantic (N) (11/26/2023)

## OPPONENT GAME LOWS

## Opponent - Game Lows

POINTS	41		Virginia (02/19/2024)
	44		Campbell (11/15/2023)
	50		Valparaiso (12/09/2023)
	51		Vermont (12/16/2023)
	55		American (12/21/2023)
	55		Coppin St. (11/06/2023)
FIELD GOALS MADE	14		Campbell (11/15/2023)
	17		Virginia (02/19/2024)
FIELD GOAL ATTEMPTS	45		Florida St. (02/13/2024)
	50		vs Iowa St. (N) (11/24/2023)
FIELD GOAL PERCENTAGE	.275	(14-51)	Campbell (11/15/2023)
	.327	(17-52)	Virginia (02/19/2024)
3 PT FG MADE	2		Virginia (02/19/2024)
	2		at Auburn (11/29/2023)
3 PT FG ATTEMPTS	12		Virginia (02/19/2024)
	13		vs Florida St. (N) (03/13/2024)
	13		at Syracuse (02/27/2024)
3 PT FG PERCENTAGE	.125	(3-24)	Valparaiso (12/09/2023)
	.125	(2-16)	at Auburn (11/29/2023)
FREE THROWS MADE	5		at Louisville (03/05/2024)
	5		Virginia (02/19/2024)
	5		Boston College (01/23/2024)
	5		American (12/21/2023)
	5		Vermont (12/16/2023)
	5		Valparaiso (12/09/2023)
FREE THROW ATTEMPTS	7		Virginia (02/19/2024)
	8		Clemson (01/10/2024)
	8		Valparaiso (12/09/2023)
	8		vs South Carolina (N) (11/10/2023)
FREE THROW PERCENTAGE	.455	(5-11)	at Louisville (03/05/2024)
	.455	(5-11)	American (12/21/2023)
REBOUNDS	22		Valparaiso (12/09/2023)
	22		Coppin St. (11/06/2023)
ASSISTS	5		Coppin St. (11/06/2023)
	7		Virginia (02/19/2024)
	7		Vermont (12/16/2023)
STEALS	1		Duke (01/29/2024)
	2		Georgia Tech (01/27/2024)
	2		Vermont (12/16/2023)
	2		vs South Carolina (N) (11/10/2023)
BLOCKED SHOTS	0		at Louisville (03/05/2024)
	0		at Notre Dame (02/10/2024)
	0		American (12/21/2023)
TURNOVERS	5		Georgia Tech (01/27/2024)
	7		at Syracuse (02/27/2024)
	7		at Virginia (01/17/2024)
	7		at Wake Forest (12/30/2023)
FOULS	8		at Syracuse (02/27/2024)
	11		at Virginia (01/17/2024)

BOX SCORES

GAME 1: DELAWARE STATE

GAME 2: USC UPSTATE

GAME 3: WINTHROP

GAME 4: PENN STATE





**TOBI LAWAL**  
JR. • F • 6-8 • 215  
LONDON, ENGLAND  
VCU



**JADEN SCHUTT**  
R-SO. • G • 6-5 • 205  
YORKVILLE, ILL.  
DUKE



**JAYDON YOUNG**  
SO. • G • 6-4 • 205  
GOLDSBORO, N.C.  
GREENSBORO DAY SCHOOL



**RODNEY BROWN JR.**  
SO. • G • 6-6 • 185  
PERRIS, CALIF.  
CAL



**PATRICK WESSLER**  
R-SO. • C • 7-0 • 250  
MATTHEWS, N.C.  
COMBINE ACADEMY



**BRANDON RECHSTEINER**  
SO. • G • 6-1 • 190  
ACWORTH, GA.  
ETOWAH



**PETER CARR**  
FR. • G • 6-5 • 205  
WEST CHESTER, PA.  
WEST CHESTER EAST



**CONNER VENABLE**  
SO. • G • 6-3 • 195  
WASHINGTON, D.C.  
THE HEIGHTS SCHOOL



**TYLER JOHNSON**  
FR. • G • 6-5 • 215  
ORLANDO, FLA.  
OAK RIDGE



**BEN HAMMOND**  
FR. • G • 5-11 • 170  
FAIRFAX, VA.  
PAUL VI



**BEN BURNHAM**  
SR. • F • 6-7 • 220  
FORT MILL, S.C.  
COLLEGE OF CHARLESTON



**RYAN JONES JR.**  
FR. • F • 6-8 • 240  
GAINESVILLE, FLA.  
THE ROCK SCHOOL



**CONNOR SERVEN**  
GR. • F • 6-8 • 225  
PRAIRIE CITY, ILL.  
EASTERN MICHIGAN



**MYLYJAEI POTEAT**  
GR. • F • 6-9 • 260  
REIDSVILLE, N.C.  
RICE



**MIKE YOUNG**  
HEAD COACH  
6TH SEASON



**J.D. BYERS**  
ASSISTANT COACH  
2ND SEASON



**KEVIN GILTNER**  
ASSISTANT COACH  
6TH SEASON



**CHRISTIAN WEBSTER**  
ASSISTANT COACH  
9TH SEASON