

THE MATCHUP

VIRGINIA TECH HOKIES

2-0, 0-0 ACC

Head Coach: Mike Young (Emory & Henry, 1986)
Record at Virginia Tech: 94-66 (6th Season)
Career Record: 393-310 (23rd Season)
vs. Winthrop: 2-0 (0-0 at VT)

VS

WINTHROP EAGLES

2-0, 0-0 BIG SOUTH

Head Coach: Mark Prosser (Marist, 2002)
Record at Winthrop: 57-41 (4th Season)
Career Record: 99-117 (8th Season)
vs. Virginia Tech: 1st Meeting

GAME 3 | VIRGINIA TECH vs. WINTHROP - NOV. 11, 2024 | 7PM | ACCNX | BLACKSBURG, VA. | CASSELL COLISEUM (8,925)



@HokiesMBB

BROADCAST INFORMATION

TV | ACCNX

Evan Hughes, PxP
Mack McCarthy, Analyst

RADIO | VT Sports Network

Zach Mackey, PxP
Mike Burnop, Analyst

VIDEO STREAM

ESPN.com and ESPN app

LIVE STATS

stats.hokiesports.com



@Winthrop_MBB

PROJECTED STARTERS

Virginia Tech	Ht.	Wt.	Yr.	Hometown	PPG	RPG	Other
G 7 Brandon Rechsteiner	6-1	190	So.	Acworth, Ga.	12.5	1.0	Career-high 19p vs. USC Upstate
G 3 Jaydon Young	6-4	205	So.	Goldsboro, N.C.	13.5	2.5	Career-high 14p vs. USC Upstate
G 2 Jaden Schutt	6-5	205	r-So.	Yorkville, Ill.	9.5	3.5	2022 Gatorade POY in Illinois
F 1 Tobì Lawal	6-8	215	Jr.	London, England	16.5	8.0	Career-high 23 points vs. DSU
C 34 Mylyjael Poteat	6-9	260	Gr.	Reidsville, N.C.	16.5	5.0	Career-high 19p vs. USC Upstate



KEY STORYLINES

THE MATCHUP

- Virginia Tech is 2-0 all-time against Winthrop.
- The two sides last played on Dec. 3, 2013 – an 81-63 home victory for the Hokies. Jarell Eddie erupted for 34 points on 13 of 18 shooting. He was 6 for 8 from long range and added seven rebounds in 37 minutes of action.
- Monday's game will be the second of two straight contests against Big South foes. The Hokies are 38-4 all-time against current members of that league.

CAREER NIGHTS

- Six Hokies set career highs in points scored in Tech's 93-74 victory over USC Upstate

on Friday night.

- Mylyjael Poteat and Brandon Rechsteiner led the way with 19 points apiece, followed by star-in-the-making Tyler Johnson's 16.
- Jaydon Young (14), Jaden Schutt (10) and Ben Hammond (4) rounded out the career-high nights.

ROSTER FLIP

- The Hokies return just 12.8% of their scoring from a season ago, led by Mylyjael Poteat's 219 points.
- Only five of Tech's 14 players were on the 2023-24 roster: Poteat, Brandon Rechsteiner, Conner Venable, Patrick Wessler and Jaydon Young.

- The Hokies reeled in five from the transfer portal, including two from high major programs: Rodney Brown Jr. (Cal) and Jaden Schutt (Duke). Tobì Lawal (VCU), Ben Burnham (College of Charleston) and Connor Serven (Eastern Michigan) round out the transfer class.

BROC & JYOUNG FOR THREE

- VT guards Brandon Rechsteiner and Jaydon Young were efficient from long range against the Spartans, combining for a 7-12 clip from beyond the arc.

Name	3FG
BRoc & JYoung	7-12
Rest of Team	1-9

2024-25 SCHEDULE

RECORD

2-0

ACC

0-0

NON-CONFERENCE

2-0

HOME

2-0

AWAY

0-0

NEUTRAL

0-0

Date	Opponent	TV	Time/Result
11/4	Delaware State	ACCNX	W, 83-60
11/8	USC Upstate	ACCNX	W, 93-74
11/11	Winthrop	ACCNX	7 PM
11/15	Penn State ¹	Peacock	7:30 PM
11/20	Jacksonville ²	ACCNX	7 PM
11/25	Michigan ³	FS1	6 PM
11/27	South Carolina/Xavier ³	FS1	-

12/4	Vanderbilt ⁴	ACCN	9:15 PM
12/7	Pitt * ⁵	ESPNU	2 PM
12/12	North Carolina A&T	ACCNX	7 PM
12/15	Navy	ACCNX	12 PM
12/21	Saint Joseph's ⁵	CBSN	12 PM
12/31	at Duke *	ACCN	4:30 PM

1/4	Miami *	ACCN	2 PM
1/8	at Stanford *	ACCN	9 PM
1/11	at Cal *	ACCN	6 PM
1/15	NC State *	ESPNU	7 PM
1/18	Wake Forest *	ACCN	2 PM
1/22	at Georgia Tech *	-	7 PM
1/25	Clemson *	ACCN	5 PM
1/29	at Florida State *	ACCN	7 PM

2/1	at Virginia *	ACCN	4 PM
2/5	SMU *	ACCN	9 PM
2/8	at Notre Dame *	CW	1 PM
2/15	Virginia *	CW	2 PM
2/18	at Boston College *	ACCN	9 PM
2/22	at Miami *	ACCN	6 PM
2/25	Louisville *	ACCN	9 PM

3/1	Syracuse *	CW	12 PM
3/4	North Carolina *	-	7 PM
3/8	at Clemson *	ESPNU	6 PM
3/11-15	ACC Tournament ⁶	-	-

All Times Eastern

* - ACC Game

1 - Hall of Fame Series Baltimore (Baltimore, Md.)

2 - Fort Myers Tip-Off (Blacksburg, Va.)

3 - Fort Myers Tip-Off (Fort Myers, Fla.)

4 - SEC/ACC Challenge (Blacksburg, Va.)

5 - Holiday Hoopfest (Philadelphia, Pa.)

6 - ACC Tournament (Charlotte, N.C.)



CONTACT INFO

Brian Cox | Phone: (540) 250-0624
Email: bcox90@vt.edu
Associate AD, Creative Communications

QUICK FACTS

THE BASICS

University Name: Virginia Tech
Location: Blacksburg, Va.
Founded: 1872
Enrollment: 38,000
President: Dr. Tim Sands
Director of Athletics: Whit Babcock
Nickname: Hokies
Mascot: HokieBird
Colors: Chicago Maroon and Burnt Orange
Affiliation: NCAA Division I
Conference: Atlantic Coast (19th Season)

FACILITY FACTS

CASSELL COLISEUM
Capacity: 8,925
Record in Arena: 665-214 (.757)
First Game: VT vs. Alabama (Jan. 3, 1962)
Largest Crowd: 11,500 (vs. Purdue, Dec. 3, 1966)

TEAM INFORMATION

2023-24 Record: 19-15
Home/Away/Neutral: 15-2-10/2-3
Conference Record: 10-10
Home/Away: 8-2-2-8
Conference Finish: 18th
Conference Tournament: Second Round
Starters Returning/Lost: 0/5
Letterwinners Returning/Lost: 5/9
Newcomers: 9

Total seasons: 117
First season: 1908-09
All-Time Record: 1,558-1,287
All-Time ACC Record: 156-191
All-Time ACC Tournament Record: 15-19
ACC Championship Game Appearances (Titles): 1 (1 - 2022)
NCAA Tournament Appearances (Last): 13 (2022)
All-Time NCAA Record: 8-13



MEDIA INFORMATION

CREDENTIALS

Outlets interested in obtaining credentials to cover Virginia Tech basketball home games must apply for credentials via: media.hokiesports.com/credentials.

You may also email: bcox90@vt.edu.

All credentials for Virginia Tech home games this season will be issued on a single-game basis, and media seating is extremely limited.

INTERVIEW POLICY

During ACC play, Mike Young conducts weekly media press conferences, via Zoom. To request the Zoom link for a particular week, please email Brian Cox (bcox90@vt.edu).

Gamedays: Coach Mike Young and select players will be available to the media following a 10-minute cooling off period after the game. For home games, interviews of Coach Young and players will be conducted in-person in the Cassell Coliseum media center.

Non-Gamedays: All coach and player interview requests need to be arranged through the Virginia Tech Creative Communications Office - contact Brian Cox (c. 540-250-0624; e. bcox90@vt.edu). Players and coaches should not be contacted directly under any circumstances.



2024-25 VIRGINIA TECH NUMERICAL ROSTER

No.	Name	Cl.	Pos.	Ht.	Wt.	Hometown	Previous School
1	Tobi Lawal	Jr.	F	6-8	215	London, England	VCU
2	Jaden Schutt	r-So.	G	6-5	205	Yorkville, Ill.	Duke
3	Jaydon Young	So.	G	6-4	205	Goldsboro, N.C.	Greensboro Day School
4	Rodney Brown Jr.	So.	G	6-6	185	Perris, Calif.	Cal
5	Patrick Wessler	r-So.	C	7-0	250	Matthews, N.C.	Combine Academy
7	Brandon Rechsteiner	So.	G	6-1	190	Acworth, Ga.	Etowah
8	Peter Carr	Fr.	G	6-5	205	West Chester, Pa.	West Chester East
9	Conner Venable	So.	G	6-3	195	Washington, D.C.	The Heights School
10	Tyler Johnson	Fr.	G	6-5	215	Orlando, Fla.	Oak Ridge
11	Ben Hammond	Fr.	G	5-11	170	Fairfax, Va.	Paul VI
13	Ben Burnham	Sr.	F	6-7	220	Fort Mill, S.C.	College of Charleston
21	Ryan Jones Jr.	Fr.	F	6-8	240	Gainesville, Fla.	The Rock School
22	Connor Serven	Gr.	F	6-8	225	Prairie City, Ill.	St. Rita
34	Mylyjael Poteat	Gr.	F	6-9	260	Reidsville, N.C.	Rice

COACHING & SUPPORT STAFF

Head Coach: Mike Young (Emory & Henry, 1986)

Record at VT: 94-66 (6th Year)

Overall Record: 393-310 (23rd Year)

Assistant Coach: J.D. Byers (2nd Year)

Assistant Coach: Kevin Giltner (6th Year)

Assistant Coach: Christian Webster (9th Year)

Chief of Staff: Stephanie Ballein (6th Year)

Special Assistant to the Head Coach: Ace Custis (6th Year)

Recruiting Coordinator: Blake Wetherington (1st Year)

Director of Player Personnel: Eli Atzenhoffer (1st Year)

Strength & Conditioning: David Jackson (17th Year)

Athletic Trainer: Hisham Ziyout (6th Year)

PRONUNCIATION GUIDE

Tobi Lawal	TOE-bee Luh-WOWL
Jaden Schutt	SHOOT
Brandon Rechsteiner	WRECK-stein-er
Mylyjael Poteat	Muh-LIE-juhl POH-teet
Kevin Giltner	GUILT-ner
Stephanie Ballein	BUH-len
Hisham Ziyout	HE-shahm ZEE-yout

ROSTER BY CLASS

Freshmen (4)	Sophomores (6)	Juniors (1)	Seniors (3)
Peter Carr	Rodney Brown Jr.	Tobi Lawal	Ben Burnham
Ben Hammond	Brandon Rechsteiner		Mylyjael Poteat*
Tyler Johnson	Jaden Schutt*		Connor Serven^
Ryan Jones Jr.	Conner Venable		
	Patrick Wessler*		
	Jaydon Young		

* = Redshirt

^ = Graduate Student

SOCIAL



BY THE NUMBERS

23

VT head coach **Mike Young** enters his **Jordan Year** as a head coach, and sixth in Blacksburg. He's **six wins** shy of **100** at the helm of the Hokies.

26

The Hokies have pulled down **26 offensive rebounds** through their first two games – the most in their first two games since the 2017-18 season (28).

63

Tech has attempted **63 free throws** through its **first two games** – the most in its first two games since the 2017-18 season (64).

NOTEWORTHY

SIXTH SENSE

- Tech featured six double-figure scorers against USC Upstate on Friday night, headlined by a career-high 19 points apiece from Mylyjael Poteat and Brandon Rechsteiner.

Name	Total Points
Mylyjael Poteat	19
Brandon Rechsteiner	19
Tyler Johnson	16
Jaydon Young	14
Tobi Lawal	10
Jaden Schutt	10

- It marked the first time at least six Hokies scored double figures since Feb. 17, 2024 at No. 7 North Carolina.
- There have been three times under Mike Young that Tech had six double-figure scorers.

Opponent	Date	#
vs. USC Upstate	11/8/24	6
at No. 7 North Carolina	2/17/24	6
vs. Cornell	12/8/21	7

LA-WOW FACTOR

- Tobi Lawal was impressive in his Tech debut Monday night vs. Delaware State. The VCU transfer recorded a career-high 23 points on 6 of 9 shooting, went 9 for 11 from the foul line, pulled down eight rebounds and posted team highs with two steals and two blocks.
- However, Lawal holds himself to a high standard and knows there's more he can showcase. "It was an OK Tech debut," Lawal said. "I could've done much better. I didn't play that well. I equate myself to a very high standard and I don't think it was good enough, especially in certain areas like the turnovers (five). A lot of silly mistakes on defense."
- Mylyjael Poteat added, "he's an athletic freak."

SCHUTTA GETS HIS SHOT AGAIN

- Prior to the season opener, Tech redshirt sophomore Jaden Schutt last played an in-season college basketball game on March 16, 2023. He played three minutes in Duke's 74-51 victory in the 2023 NCAA first round game vs. Oral Roberts at the Amway Center in Orlando, Fla.
- Monday's season opener vs. Delaware State marked 599 days since Schutt took the floor against Oral Roberts.

- Schutt played in an exhibition on Nov. 1, 2023 against UNC Pembroke, then suffered a pair of injuries (knee and hand) that prompted a redshirt.
- Schutt hit three of his first four triples en route to nine points in the season opener. He added two assists and one steal.
- The Yorkville, Ill., native followed that performance with a career-high 10 points and a team-high-tying four assists against USC Upstate.

CASSELL GUARDED

- Virginia Tech boasted a 15-2 record at home last season with its only two losses to Miami (without Hunter Cattoor) and Duke.
- In six seasons under Mike Young, the Hokies are 63-18 (.778) inside Cassell Coliseum.

Season	Home Record	Win %
2024-25	2-0	1.000
2023-24	15-2	.882
2022-23	13-4	.765
2021-22	11-4	.733
2020-21	10-2	.833
2019-20	12-6	.667

5-MAN PROGRESSION

- Virginia Tech has had recent success with developing its centers with the likes of two-time All-ACC pick Keve Aluma and Lynn Kidd, who transferred to Miami in the offseason.
- Now, Mylyjael Poteat steps into the role on the horizon of his third season in Blacksburg.
- Below is a progression chart of Aluma, Kidd and Poteat. Aluma's 2018-19 season was at Wofford, Kidd's 2020-21 season was at Clemson and Poteat's 2020-21 season was at Rice.

Seasons	Player (School)	PPG
2018-19	Keve Aluma (Wofford)	6.9
2021-22	Keve Aluma (VT)	15.8
2020-21	Lynn Kidd (Clemson)	1.1
2023-24	Lynn Kidd (VT)	13.2
2020-21	Mylyjael Poteat (Rice)	4.5
2024-25	Mylyjael Poteat (VT)	16.5

SHARE THE BASKETBALL

- Year in and year out, Virginia Tech is known as a great passing and facilitating team under Coach Young's direction.
- Three of the past five seasons, Tech has finished among the top-three in the ACC for assists per game.

Season	Assists Per Game	ACC Rank
2023-24	15.1	2
2022-23	15.5	2
2021-22	14.3	6
2020-21	14.2	8
2019-20	14.6	3

- Tech's 15.5 assists per game in 2022-23 were the second-most in program history since joining the ACC, trailing only the 2017-18 team (16.4).

WE DON'T TURN THE BALL OVER HERE

- If one attends a VT men's basketball practice, you are almost guaranteed to hear head coach Mike Young say at some point: "We don't turn the ball over here."
- Over the last six seasons, only one Mike Young team has ranked outside the top 65 in the nation for turnovers per game – the 2023-24 team.

Season	Turnovers Per Game	Rank
2023-24	11.1	T104
2022-23	9.9	12
2021-22	10.9	37
2020-21	11.6	63
2019-20	9.9	4
2018-19	10.9	30

YOUNG MOVING UP THE RANKS

- Mike Young is his sixth season in Blacksburg and is seventh in all-time wins at VT.

Name	Seasons	Record
Charles Moir	11 (1976-87)	213-119 (.642)
Seth Greenberg	9 (2003-12)	170-123 (.580)
Chuck Noe	7 (1955-62)	109-51 (.681)
Howie Shannon	7 (1964-71)	104-68 (.605)
Bill Foster	6 (1991-97)	101-78 (.564)
Buzz Williams	5 (2014-19)	100-69 (.592)
Mike Young	6 (2019-pr.)	94-66 (.588)
Don DeVoe	5 (1971-76)	88-45 (.662)

BE LIKE MIKE

- Mike Young will be inducted into Wofford's Athletics Hall of Fame as a member of the 2024 class.
- A five-member class, he will be joined by a pair of players he coached in Fletcher Magee and Cameron Jackson.
- Young compiled a 299-244 overall record at Wofford, while guiding the Terriers to five NCAA Tournaments.
- In his final season in Spartanburg, S.C., Young steered Wofford to a 30-5 overall record, including a perfect 18-0 mark in

SoCon play.

NON-NEGOTIABLES

- Despite everything that's new with the men's basketball program, there are four things Mike Young is adamant won't change for the team this year: being a great teammate, representing Virginia Tech in a class fashion, taking care of the ball and great shot selection.

EFFICIENT FROM INSIDE THE ARC AS WELL

- Tech's motion offense allows the Hokies to play with freedom, create opportunities for open shots and allows them to play efficiently.
- Although Tech has a history of strong 3-point shooting teams, last season VT led the ACC in 2-point FG% at 54.8%.

School	2-PT FG%	Rank
Virginia Tech	54.8	1
Clemson	54.7	2
Wake Forest	54.0	3
Duke	53.4	4
Syracuse	52.5	5

TRACKING ON 400

- Mike Young is closing in on career win No. 400. He would become the fourth active ACC head men's basketball coach to reach the milestone.

Rank	Head Coach	School	Career Wins
1	Jim Larrañaga	Miami	741
2	Leonard Hamilton	Florida State	622
3	Brad Brownell	Clemson	433
4	Mike Young	Virginia Tech	393
5	Jeff Capel III	Pitt	273

PRESEASON PICKS

- Tech was predicted to finish 14th in the newly-expanded 18-team ACC. It's the lowest the Hokies have been picked since Mike Young's first season in Blacksburg in 2019-20.
- The Hokies have met or exceeded preseason predictions three of Young's five seasons at the helm.

Season	Preseason Ranking	Final Ranking
2024-25	14	TBD
2023-24	8	8
2022-23	7	11
2021-22	5	7
2020-21	11	3
2019-20	14	12

GET AFTER THE GLASS

- VT ranked 10th in the ACC and 191st nationally in rebound margin last season. Most of the rebounding struggles lie on the offensive side where the Hokies grabbed just 25% of their offensive rebound opportunities, which ranked 298th out of 362 programs per Ken Pomeroy.
- In 13 of its 21 games against ACC foes last season, Tech lost the battle of the boards, including double-digit margins against Duke (-18), Pitt (-14), Boston College (-13) and North Carolina (-12).

EIGHT STRAIGHT TRIPS TO THE POSTSEASON

- With the Hokies' selection into the 2024 NIT, they have now been selected for a postseason tournament in eight consecutive seasons.

Year	Postseason Tournament	Head Coach
2024	NIT	Mike Young
2023	NIT	Mike Young
2022	NCAA	Mike Young
2021	NCAA	Mike Young
2019	NCAA	Buzz Williams
2018	NCAA	Buzz Williams
2017	NCAA	Buzz Williams
2016	NIT	Buzz Williams

- A pretty remarkable turnaround for a program that prior to 2017 had only gone to the NCAA Tournament once (2007) in 20 years. Tech has been to the Big Dance a total of 13 times in program history and 14 times to the NIT.



"HOKIE TRACKS" ↓↓

COMMENTS THAT LEFT AN IMPRESSION

"There's nothing like being on the floor when the lights are on. We needed it desperately. ... There comes a time (when) you've got to get out of the locker room, you've got to go play. And I knew it was going to be a little choppy. ... But we got through it. To get this team to where we've got to be, ... we're going to get there. ... They want to get better and we'll do that. And I'll be able to hit them between the eyes on some stuff (in film) on Wednesday."

- Mike Young on this team's need of game experience and the journey ahead

"Seeing my shots not falling, it just motivates me to keep shooting. I improved in all areas (since last season). I got in the gym ... a little more and focused on my craft a little more."

- Jaydon Young on improvements to his game

"He is a hard-rocking man. Man, does he play hard. Holy smokes. He's going to be a good one around here for a long time, a fierce offensive rebounder."

- Mike Young on Tyler Johnson

"(They've) been through 116 practices a year ago and another summer in Blacksburg with (strength coach) David Jackson and on the floor with our coaches. They know how we play."

- Mike Young on the guard duo of Brandon Rechsteiner and Jaydon Young

TEAM COMPARISON

VT	Stat	WIN
88.0	Points Per Game	103.5
67.0	Opponents Points Per Game	66.0
+21.0	Scoring Margin	+37.5
36.5	Rebounds Per Game	57.5
+10.0	Rebounding Margin	+29.0
.487	FG Percentage	.483
.437	FG Percentage Defense	.354
.347	3FG Percentage	.328
.387	3FG Percentage Defense	.327
8.5	3FG Made Per Game	11.0
.714	FT Percentage	.671
17.0	Assists Per Game	17.0
11.5	Turnovers Per Game	15.5

CORE PILLARS

- The six core pillars of the Virginia Tech men's basketball program are: smart, tough, obsessed, no excuses, every day and skilled.

NAW IN PARIS

- Nickeil Alexander-Walker (2017-19) competed for Team Canada at the 2024 Paris Olympics. The Canadians advanced to the quarterfinals before falling to host France.
- Currently playing for the Minnesota Timberwolves of the NBA, Alexander-Walker became just the second Hokie to qualify for the Olympics in men's basketball (Bimbo Coles, 1988, Seoul, South Korea).

50 SPOT

- Tech shot over 50% in a game five times during the 2020-21 season - going 5-0.
- Since Young got to Blacksburg, the Hokies are 43-5 in contests shooting 50% or greater - only losses: vs. BYU (11/27/19), vs. Miami (1/26/22), at College of Charleston (11/20/22), at Miami (1/31/23), vs. South Carolina (11/10/23).
- Since the 2010-11 season, Tech is 114-16 when shooting 50% or better.

BYERS BOUGHT IN ON DEFENSIVE END

- J.D. Byers was hired as an assistant coach in April, bringing 13 years of experience at the Division I level with him to Blacksburg. He worked three stints with current Penn State head coach Mike Rhoades, most recently at VCU from 2017 to 2023.
- According to KenPom, VCU ranked 15th in adjusted defensive efficiency in 2022-23. Its three rankings the prior four seasons: seventh, 14th, 45th and seventh. Tech has only posted a top-40 defense five times since joining the ACC in 2004, the last time being 2019-20 under Buzz Williams (No. 20). H/T David Cunningham
- Though he wasn't necessarily the main reason why the Rams were so stingy on defense, Byers brought those lessons to Blacksburg. He watched Tech's games from last season through a unique lens since he

wasn't involved, and the players said his feedback in specific areas has really helped.

DANCIN' IN BACK-TO-BACK SEASONS

- In previous seasons in Virginia Tech history, the fastest head coach to make the NCAA Tournament was in Year Three. Those Hokies were Howie Shannon, Charlie Moir and Buzz Williams.
- Therefore, with Mike Young doing so in Year Two, he became the fastest Tech coach to make The Dance.
- The Hokies have also never had a head coach lead them to the NCAA Tournament in two of their first three seasons.
- Mike Young becomes just the third head coach in program history to register multiple trips to the NCAA Tournament, joining Charlie Moir and Buzz Williams.
- Here's a rundown of the head coaches who have guided Tech to the NCAA Tournament.

Head Coach	NCAAT Years	# of App.
Charlie Moir	1979, 1980, 1985, 1986	4
Buzz Williams	2017, 2018, 2019	3
Mike Young	2021, 2022	2
Don DeVoe	1976	1
Bill Foster	1996	1
Seth Greenberg	2007	1
Howie Shannon	1967	1


GOT TO WIN ON THE ROAD

- In order for the Hokies to return to the NCAA tournament, they must find a way to improve their record away from Cassell Coliseum.
- In each of the last two seasons, Tech has gone 2-10 in true road games.
- "We've got to do a better job of going away from home, away from the friendly confines of the Cassell, and win games," Mike Young said. "That's a big deal. I think we went 2-8 in the league last year, and that's just not good enough. That's the difference between an NCAA tournament berth and not going to the greatest tournament on Earth."

TIMES ARE CHANGING

- Only four scholarship players return for the Hokies in 2024-25. With the addition of nine newcomers, the new-look roster makes Mike Young think back to his connection with Fork Union Military Academy.
- A 1982 graduate who was inducted into the school's Hall of Fame in 2022, Young played for the late Fletcher Arritt, a member of the Naismith Memorial Basketball Hall of Fame who sent over 400 players on to play at the college level and won 889 career games.
- Young, who visited Arritt often at Fork Union when he was the coach at Wofford, recalled a conversation they had one spring about Arritt having to field a new team every year. Young thought to himself on several occasions, "I would never want to do that."

The 2024-25 season marks the 23rd for Mike Young as a head coach.



SPECIALTY STAT TRACKER

Opponent	Off TOs	Paint	2nd Chance	FB	Bench
Delaware State	17	32	12	5	18
USC Upstate	16	38	17	6	21
Winthrop					
vs. Penn State					
Jacksonville					
vs. Michigan					
vs. SC/Xavier					
Vanderbilt					
Pitt					
North Carolina A&T					
Navy					
vs. Saint Joseph's					
at Duke					
Miami					
at Stanford					
at Cal					
NC State					
Wake Forest					
at Georgia Tech					
Clemson					
at Florida State					
at Virginia					
SMU					
at Notre Dame					
Virginia					
at Boston College					
at Miami					
Louisville					
Syracuse					
North Carolina					
at Clemson					
Total +/-	+11	+18	+14	0	+12
Season Highs	17	38	17	6	21

FAST BREAK

Tech has registered **two** wins over **top five** programs under head coach Mike Young - most recently an 81-73 win over No. 3 Villanova on Nov. 28, 2020.

SCHOOL RECORDS
INDIVIDUAL

Games Played (Season)	36, by 5 players
Games Started (Season)	36, by 5 players
Games Played (Career)	152, Hunter Cattoor (2019-24)
Games Started (Career)	126, Dell Curry (1982-86); Bobby Beecher (1982-86)
Consecutive Starts	123, Ace Custis (1993-97)
Minutes Played (Game)	55, by 3 players
Minutes Played (Season)	1,300, Malcolm Delaney (2010-11), 34 games
Minutes Played (Highest Season Average)	38.6, Jay Purcell (1991-92), 28 games
Minutes Played (Career)	4,688, Malcolm Delaney (2007-11)
Minutes Played (Highest Career Average)	35.1, Dale Solomon, 1978-82
Points (Overall Game)	52, Allan Bristow vs. George Washington (2-21-73)
Points (ACC Game)	37, Malcolm Delaney vs. Clemson (1-29-09)
Points (ACC Tournament Game)	32, Jalen Hudson vs. Wake Forest (3-10-15)
Points (NCAA Tournament)	29, Glen Combs vs. Indiana (3-17-67)
Points (NIT)	33, A.D. Vasallo vs. Duquesne (3-18-09)
Points (Season)	801, Erick Green (2012-13), 32 games
Points (ACC Season)	469, Erick Green (2012-13), 18 games
Points (Season Average)	26.6, Bimbo Coles (1988-89), 27 games
Points (Double-Figure Games, Season)	34, Dell Curry (1983-84), 35 games
Points (Career)	2,484, Bimbo Coles (1986-90)
Points (Career Average)	23.1, Allan Bristow (1970-73)
Points (Double-Figure Games, Career)	115, Dell Curry (1982-86)
Field Goals Made (Game)	22, Allan Bristow vs. George Washington (2-21-73)
3-Pointers Made (Game)	9, Hunter Cattoor at Florida State (1-29-22); Justin Robinson vs. Syracuse (1-26-19)
Field Goals Made (Season)	305, Dell Curry (1985-86), 30 games
3-Pointers Made (Season)	106, Wally Lancaster (1987-88), 29 games
Field Goals Made (Career)	1,021, Dell Curry (1982-86)
3-Pointers Made (Career)	332, Hunter Cattoor (2019-24)
Free Throws Made (Game)	20, by 3 players
Free Throws Made (Season)	230, Malcolm Delaney (2009-10), 33 games
Free Throws Made (Career)	721, Malcolm Delaney (2007-11)
Rebounds (Game)	36, Chris Smith vs. Washington & Lee (1-9-59)
Rebounds (Season)	495, Chris Smith (1959-60), 26 games
Rebounds (Career)	1,508, Chris Smith (1957-61)
Assists (Game)	12, by 3 players
Assists (Season)	192, Dave Sensibaugh (1975-76), 28 games
Assists (Career)	547, Bimbo Coles (1986-90)
Steals (Game)	8, by 3 players
Steals (Season)	94, Jamon Gordon (2006-07), 34 games
Steals (Career)	295, Dell Curry (1982-86)
Blocks (Game)	9, Roy Brow vs. James Madison (12-6-86); vs. Baptist College (12-12-87)
Blocks (Season)	100, Roy Brow (1987-88), 28 games
Blocks (Career)	251, Roy Brow (1984-88)

TEAM

Points (Game)	141, vs. Southern Miss (2-6-88)
Points (Season)	2,646, 1987-88, 29 games
Field Goals Made (Game)	52, vs. VMI (2-20-59)
Field Goals Made (Season)	1,058, 1983-84, 35 games
FG Percentage (Game)	.722 (39-54), vs. Syracuse (1-28-76)
FG Percentage (Season)	.517 (1,030-1,993), 1981-82
3-Pointers Made (Game)	21, vs. Delaware State (11-20-19)
3-Pointers Made (Season)	327, 2018-19, 35 games
3FG Percentage (Game)	.720 (18-25), at Florida State (1-29-22)
3FG Percentage (Season)	.403 (290-720), 2016-17
Rebounds (Game)	83, vs. VMI (2-19-61)
Assists (Game)	36, vs. The Citadel (11-12-17)
Steals (Game)	21, at Clemson (2-8-06)
Blocks (Game)	15 (2x), last vs. VMI (12-9-09)

2024-25 HONORS WATCH


Hunter Cattoor finished first all-time at VT in career 3-pointers made with 332 and career games played with 152. He is now playing professionally for BCM Gravelines-Dunkerque in France.



LIL POPPA PUMP

- Brandon Rechsteiner is the son of Scott Steiner, who enjoyed a sports entertainment career that spanned more than three decades, including time with WWE.
- Scott wrestled at the University of Michigan before moving on to the professional ranks.



PAUL VI TO VT PIPELINE

- Ben Hammond was the point guard for Paul VI, which finished the 2023-24 season 35-3 and ranked No. 2 in the country by ESPN.
- The Fairfax, Va., native played all four years for the Panthers, becoming the program's all-time winningest player after guiding PVI to four VISAA state titles and two WCAC titles.
- He also competed for Team Takeover on the Nike EYBL circuit, joining former Tech star Erick Green as the only Hokies with both Paul VI and Team Takeover ties.
- Green led the nation in scoring during the 2012-13 season, averaging 25 points per game (801 total points) en route to ACC Player of the Year and AP All-America third team honors.

LEADING AT THE BREAK

- Over the last five seasons, Tech is 69-15 when leading at halftime.
- The Hokies are 81-20 in the Mike Young era when up at half.



NATIONAL POLLS

ASSOCIATED PRESS POLL

Updated: Preseason

Rank	School	Record	Points
1	Kansas (30)	0-0	1449
2	Alabama (14)	0-0	1428
3	UConn (11)	0-0	1345
4	Houston (4)	0-0	1343
5	Iowa State	0-0	1177
6	Gonzaga (1)	0-0	1157
7	Duke	0-0	1154
8	Baylor	0-0	1109
9	North Carolina	0-0	1037
10	Arizona	0-0	905
11	Auburn	0-0	901
12	Tennessee	0-0	775
13	Texas A&M	0-0	737
14	Purdue	0-0	678
15	Creighton	0-0	631
16	Arkansas	0-0	625
17	Indiana	0-0	492
18	Marquette	0-0	484
19	Texas	0-0	332
20	Cincinnati	0-0	271
21	Florida	0-0	249
22	UCLA	0-0	210
23	Kentucky	0-0	191
24	Ole Miss	0-0	132
25	Rutgers	0-0	102

Receiving Votes: Illinois 92, St. John's 91, Xavier 73, Texas Tech 58, Wake Forest 37, Kansas State 30, Ohio State 29, Michigan State 29, Michigan 19, BYU 14, Oregon 12, Miami 11, McNeese 11, Providence 9, Clemson 9, Saint Louis 9, Boise State 9, VCU 6, Mississippi State 6, Saint Mary's 5, Wisconsin 5, Louisville 4, UAB 4, Grand Canyon 3, Little Rock 3, Princeton 2, San Diego State 2, Arizona State 2, High Point 1, Maryland 1

USA TODAY COACHES' POLL

Updated: Preseason

Rank	School	Record	Points
1	Kansas (15)	0-0	743
2	Alabama (6)	0-0	718
3	UConn (6)	0-0	717
4	Houston (4)	0-0	698
5	Duke	0-0	625
6	Iowa State	0-0	591
7	Gonzaga	0-0	575
8	Baylor	0-0	545
9	Arizona	0-0	510
10	North Carolina	0-0	498
11	Auburn	0-0	465
12	Tennessee	0-0	437
13	Purdue	0-0	390
14	Creighton	0-0	342
15	Texas A&M	0-0	332
16	Arkansas	0-0	272
17	Marquette	0-0	268
18	Indiana	0-0	208
19	Texas	0-0	166
20	Cincinnati	0-0	163
21	Florida	0-0	130
22	UCLA	0-0	123
23	Kentucky	0-0	95
24	Illinois	0-0	87
25	Ole Miss	0-0	66

Receiving Votes: Texas Tech 60, Rutgers 57, St. John's 42, Xavier 26, Michigan State 25, Oregon 16, BYU 16, Kansas State 11, Saint Mary's 9, Boise State 9, Clemson 8, Dayton 7, Ohio State 7, Maryland 4, Grand Canyon 3, Mississippi State 2, Virginia 2, Princeton 2, Wake Forest 2, San Diego State 2, Wisconsin 1

TRACKING TECH

	AP	Coaches
Preseason	-	-
11/13	-	-
11/20	-	-
11/27	-	-
12/4	-	-
12/11	-	-
12/18	-	-
12/25	-	-
1/1	-	-
1/8	-	-
1/15	-	-
1/22	-	-
1/29	-	-
2/5	-	-
2/12	-	-
2/19	-	-
2/26	-	-
3/4	-	-
3/11	-	-
3/18	-	-
Final	-	-

Ratings Tracker (through November 8)

ESPN.com BPI	98
KenPom.com	94
Massey	78
NCAA NET Rankings	-
Bart Torvik	92

Virginia Tech's "Best" NET Wins:

-	-
---	---

2024-25 RANKING SUMMARY

Statistic	National Rank	Conference Rank	Value	National Leader	Value	Conference Leader	Value
Assist/Turnover Ratio (352 ranked)	107	12	1.48	Vanderbilt	18.00	Louisville	4.20
Assists Per Game (352 ranked)	104	8	17.0	Dartmouth Lamar University	32.0 32.0	SMU	21.5
Bench Points per game (351 ranked)	254	16	19.50	Alabama A&M	76.00	Louisville	43.00
Blocks Per Game (341 ranked)	123	12	4.0	UConn	13.0	Pittsburgh	7.5
Effective FG pct (352 ranked)	132	9	0.560	Michigan	0.772	Miami (FL)	0.717
Fastbreak Points (349 ranked)	304	16	5.50	Mercer	67.00	NC State	31.50
Field Goal Percentage (352 ranked)	131	9	48.7	Michigan	68.4	Miami (FL)	66.7
Field Goal Percentage Defense (352 ranked)	215	15	43.3	Drexel	21.5	Louisville	23.1
Fouls Per Game (352 ranked)	215	11	18.5	Drake	8.0	Syracuse	11.0
Free Throw Attempts Per Game (350 ranked)	24	2	31.5	UNCW	45.0	California	34.0
Free Throw Percentage (352 ranked)	153	10	71.4	Houston	100.0	North Carolina	87.2
Free Throws Made Per Game (351 ranked)	26	2	22.5	UNCW	33.5	California	25.5
Rebound Margin (352 ranked)	103	6	9.5	Abilene Christian	55.0	Notre Dame	27.0
Rebounds (Defensive) Per Game (352 ranked)	270	17	23.50	Abilene Christian	51.00	Georgia Tech	36.00
Rebounds (Offensive) Per Game (26 ranked)				Kennesaw St. Winthrop	28.00 28.00	Syracuse	20.00
Rebounds Per Game (351 ranked)	213	14	36.50	Abilene Christian	76.00	Notre Dame	50.00
Scoring Defense (352 ranked)	138	11	67.0	Houston	40.0	Louisville	45.0
Scoring Margin (352 ranked)	105	10	21.0	Dartmouth	82.0	Louisville	48.0
Scoring Offense (352 ranked)	99	11	88.0	Dartmouth	129.0	Miami (FL)	113.0

GAMES STARTED

	Streak	24-25	Career	ACC
Tobi Lawal	2	2	3	-
Jaden Schutt	2	2	2	-
Jaydon Young	2	2	2	-
Rodney Brown Jr.	-	-	-	-
Patrick Wessler	-	-	-	-
Brandon Rechsteiner	2	2	4	-
Peter Carr	-	-	-	-
Conner Venable	-	-	-	-
Tyler Johnson	-	-	-	-
Ben Hammond	-	-	-	-
Ben Burnham	-	-	61	-
Ryan Jones Jr.	-	-	-	-
Connor Serven	-	-	-	-
Mylyjael Poteat	2	2	6	1

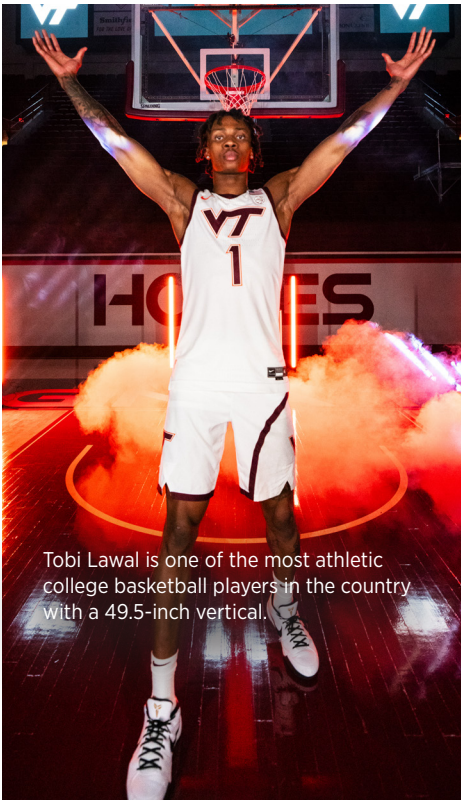


NON-CONFERENCE BREAKDOWN

Team	NET	Result
Delaware State	-	W, 83-60
USC Upstate	-	W, 93-74
Winthrop	-	-
Penn State	-	-
Jacksonville	-	-
Michigan	-	-
South Carolina/Xavier	-	-
Vanderbilt	-	-
North Carolina A&T	-	-
Navy	-	-
Saint Joseph's	-	-



Tech returns to The Palestra for the first time since it went 1-1 in the 2009 Philly Hoop Group Classic. VT is 5-16 all-time in the City of Brotherly Love.



Tobi Lawal is one of the most athletic college basketball players in the country with a 49.5-inch vertical.

SEASON BREAKDOWN

TECH'S RECORD WHEN...

	2024-25
Overall	2-0
ACC	0-0
At home	2-0
On the road	0-0
At neutral sites	0-0
After a win	1-0
After a loss	0-0
In overtime	0-0
vs. ranked opponents	0-0
Winning the opening tip	1-0
Losing the opening tip	1-0
Decided by 1-4 points or OT	0-0
Decided by 5-10 points	0-0
Decided by 11-20 points	1-0
Decided by 21+ points	1-0
Leading at half	2-0
Tied at half	0-0
Trailing at half	0-0
VT shoots 50% or better	1-0
VT shoots 40-49.9%	1-0
VT shoots less than 40%	0-0
VT out-shoots opponent	1-0
Opp. out-shoots VT	1-0
Opp. shoots 40% or better	1-0
Opp. shoots less than 40%	1-0
VT out-rebounds opponent	2-0
Opp. out-rebounds VT	0-0
Rebounds are tied	0-0
VT has more FT attempts	2-0
Opp. has more FT attempts	0-0
VT makes more 3-pointers	1-0
Opp. makes more 3-pointers	1-0
VT wins turnover battle	1-0
Opp. wins turnover battle	0-0
Turnovers are tied	1-0
VT scores 100+	0-0
VT scores 90-99 points	1-0
VT scores 80-89 points	1-0
VT scores 70-79 points	0-0
VT scores 60-69 points	0-0
VT scores 50-59 points	0-0
VT scores < 50 points	0-0
Opp. scores > 99 points	0-0
Opp. scores 90-99 points	0-0
Opp. scores 80-89 points	0-0
Opp. scores 70-79 points	1-0
Opp. scores 60-69 points	1-0
Opp. scores 50-59 points	0-0
Opp. scores < 50 points	0-0
Playing on Monday	1-0
Playing on Tuesday	0-0
Playing on Wednesday	0-0
Playing on Thursday	0-0
Playing on Friday	1-0
Playing on Saturday	0-0
Playing on Sunday	0-0
In November	2-0
In December	0-0
In January	0-0
In February	0-0
In March	0-0
Playing during the day	0-0
Playing at night	2-0
Wearing White	2-0
Wearing Maroon	0-0
Wearing Orange	0-0
Wearing Black	0-0

STARTING LINEUPS

W/L

2-0 Brandon Rechsteiner, Jaydon Young, Jaden Schutt, Tobi Lawal, Mylyjael Poteat

Margin of Victory/Defeat

	1	2	3	4	5	6	7	8	9	10	11-19	20+
Wins	-	-	-	-	-	-	-	-	-	-	1	1
Losses	-	-	-	-	-	-	-	-	-	-	-	-

Most First Half Points

Virginia Tech	40 vs. Delaware State (11/4/24)
Opponents	32 (2x), last by Upstate (11/8/24)

Most Second Half Points

Virginia Tech	56 vs. USC Upstate (11/8/24)
Opponents	42 by USC Upstate (11/8/24)

Fewest First Half Points

Virginia Tech	37 vs. USC Upstate (11/8/24)
Opponents	32 (2x), last by Upstate (11/8/24)

Fewest Second Half Points

Virginia Tech	43 vs. Delaware State (11/4/24)
Opponents	28 by Delaware State (11/4/24)

Largest Halftime Lead

Virginia Tech	8 vs. Delaware State (11/4/24)
Opponents	-

Largest Margin of Victory

Virginia Tech	23 vs. Delaware State (11/4/24)
Opponents	-

MISCELLANEOUS

How 1st Points Were Scored

Layup	-
3FG	-
Jumper	1
Dunk	1
Free Throw	-
Tip-in	-

Rebounds Leader

Tobi Lawal	2
------------	---

Assists Leader

Mylyjael Poteat	1
Brandon Rechsteiner	1
Jaden Schutt	1

Blocks Leader

Tobi Lawal	2
Mylyjael Poteat	1

10+ Points

Tyler Johnson	1
Tobi Lawal	2
Mylyjael Poteat	2
Brandon Rechsteiner	1
Jaden Schutt	1
Jaydon Young	2

15+ Rebounds

-	-
---	---

20+ Rebounds

-	-
---	---

5+ Assists

Mylyjael Poteat	1
-----------------	---

10+ Assists

-	-
---	---

Scored VT's 1st Points

Tobi Lawal	1
Brandon Rechsteiner	1

Steals Leader

Tobi Lawal	1
Jaden Schutt	1

First Off VT Bench

Ben Burnham	2
Patrick Wessler	1

20+ Points

Tobi Lawal	1
------------	---

30+ Points

-	-
---	---

10+ Rebounds

-	-
---	---

5+ Steals

-	-
---	---

5+ Blocks

-	-
---	---

Double-Doubles

-	-
---	---

Triple-Doubles

-	-
---	---


THE LAST TIME
LAST TIME VIRGINIA TECH...

Scored 100+ points and won	100-55, vs. Coppin State, 11/6/23
Scored 100+ points and lost	100-104 (2OT), vs. Maryland, 2/27/10
Played in OT	65-70 (OT), at Boston College, 12/21/22
Played in consecutive OTs	82-77 (OT), vs. UAB, 11/28/15; 79-81 (OT), vs. Northwestern, 12/1/15
Played in 2OT	79-77 (2OT), vs. North Carolina, 1/22/20
Played in 3OT	95-102 (3OT), vs. Miami (Fla.), 2/19/20
Scored 100+ points	100-55, vs. Coppin State, 11/6/23
Scored 90-99 points	93-74, vs. USC Upstate, 11/8/24
Scored 80-89 points	83-60, vs. Delaware State, 11/4/24
Scored 70-79 points	73-81, at Ohio State, 3/23/24
Scored 60-69 points	64-79, at Pitt, 2/24/24
Scored 50-59 points	57-65, at Virginia, 1/17/24
Scored 40-49 points	47-24, at #23 NC State, 2/2/19
Scored 30-39 points	39-65, at #19 Virginia, 1/4/20
Scored 20-29 points	27-40, at McGuire Hospital, 2/2/46
Scored 10-19 points	16-45, at Virginia, 1/30/39
Scored less than 10 points	9-29, vs. North Carolina, 1/12/35
Allowed 100+ points	95-102 (3OT), vs. Miami (Fla.), 1/19/20
Allowed 90-99 points	81-96, at #7 North Carolina, 2/17/24
Allowed 80-89 points	73-81, at Ohio State, 3/23/24
Allowed 70-79 points	93-74, vs. USC Upstate, 11/8/24
Allowed 60-69 points	83-60, vs. Delaware State, 11/4/24
Allowed 50-59 points	74-58, vs. Richmond, 3/19/24
Allowed 40-49 points	75-41, vs. Virginia, 2/19/24
Allowed 30-39 points	65-39, vs. Radford, 11/15/21
Allowed 20-29 points	47-24, at #23 NC State, 2/2/19
Allowed 10-19 points	60-19, vs. Lynchburg, 1/9/46
Allowed less than 10 points	28-9, vs. Hampden-Sydney, 1/17/1923
Scored at least 60 points in a half	66, 2nd Half, vs. The Citadel, 11/12/17
Largest margin of victory	83, vs. Randolph-Macon (87-4), 1/10/1911
Largest margin of victory in ACC	38, vs. Wake Forest (84-46), 2/27/21
Defeated a ranked opponent on the road	47-24, at #23 NC State, 2/2/19
Defeated a ranked opponent at home	87-72, vs. #21 Clemson, 1/10/24
Defeated a ranked opponent on a neutral court	82-67, vs. #7 Duke, 3/12/22
Defeated a defending national champion	65-51, vs. #8 Virginia, 1/30/21
Held opponent without a double-figure scorer	65-39, vs. Radford, 11/15/21
Failed to have a double-figure scorer	41-57, vs. Temple, 2/25/96
Had 5 or more players score in double figures	6, vs. USC Upstate, 11/8/24
Had 6 or more players score in double figures	6, vs. USC Upstate, 11/8/24
Had 7 or more players score in double figures	7, vs. Cornell, 12/8/21
Did not make a 3FG	at Providence, 2/1/03
Opponent did not make a 3FG	vs. Virginia, 2/14/22
Did not shoot a FT in the first half	vs. Miami, 1/13/24
Did not shoot a FT in the second half	at Syracuse, 2/27/24
Opponent did not shoot a FT	vs. Merrimack, 11/21/21
Opponent did not make a FT	vs. Florida State, 3/4/23
Held an opponent under 10 points in a half	9, vs. Eastern Michigan (1H), 12/22/11
Held an opponent under 20 points in a half	17, vs. Pitt (1H), 2/7/22
Had double-figure blocked shots	10, vs. Wake Forest, 2/27/21
Came back from a double-figure deficit to win	15, vs. Wake Forest, 3/2/24
Lost a double-digit lead	10, at Miami, 2/3/24
Led by 20 or more points at halftime	20, vs. Virginia, 2/19/24
Had 20-29 assists in a game	20, vs. Delaware State, 11/4/24
Had 30 or more assists	36, vs. The Citadel, 11/12/17
Held a team under 20 percent from the floor	16.7%, at No. 23/22 NC State, 2/2/19
Held a team under three made FGs in a half	2, vs. Notre Dame, 1/10/21
Won an ACC Tournament Championship	82-67, vs. #7 Duke, 3/12/22
Won an NCAA Tournament game	67-58, vs. Liberty, 3/24/19

WHAT'S A HOKIE?

The answer leads all the way back to 1896 when Virginia Agricultural and Mechanical College changed its name to Virginia Polytechnic Institute. With the change came the necessity for writing a new cheer and a contest for such a purpose was held by the student body.

Senior O.M. Stull won first prize for his "Hokie" yell which is still used today. Later, when asked if "Hokie" had any special meaning, Stull explained the word was solely the product of his imagination and was used only as an attention-getter for his yell. It soon became a nickname for all Tech teams and for those people loyal to Tech athletics.



The official university school colors - Chicago Maroon and Burnt Orange - also were introduced in 1896. The colors were chosen by a committee because they made a 'unique combination' not worn elsewhere at the time. The official definition of "Hokie" is "a loyal Virginia Tech Fan."



OUR NAME


When referring to our name, we ask that you use Virginia Tech, Hokies or Tech - and not 'Vah Tech.' Thank you!

THE LAST TIME

LAST TIME A VIRGINIA TECH PLAYER...

Recorded a double-double	Lynn Kidd (12 pts./15 rebs.), vs. Florida State, 2/13/24
Recorded a triple-double	Justyn Mutts (12 pts./14 rebs./11 ast.), vs. Syracuse, 2/12/22
Two Tech players recorded double-doubles in same game	Sean Pedulla (15 pts./10 asts.) & Lynn Kidd (14 pts./11 rebs.), vs. Coppin State, 11/6/23
Two Tech players recorded double-doubles in consecutive games	vs. North Carolina (ACC Tournament), 3/13/09; vs. Duquesne (NIT), 3/18/09
Had five or more steals	Sean Pedulla (5), at Georgia Tech, 2/15/23
Had 10 or more assists in a game	Brandon Rechsteiner (11), vs. American, 12/21/23
Had 20 or more rebounds in a game	Jeff Allen (21), vs. Longwood, 12/14/08
Two Tech players with double-figure rebounds	Grant Basile (10) and Lynn Kidd (10), vs. Delaware State, 11/7/22
Two Tech players had five or more assists	Sean Pedulla (6) & MJ Collins (5), vs. Wake Forest, 3/2/24
Three Tech players had five or more assists	Justyn Mutts (8), Hunter Cattoor (8) & Grant Basile (5), vs. Syracuse, 1/28/23
Four Tech players had five or more assists	Kerry Blackshear Jr. (8), Devin Wilson (7), Justin Robinson (7) & Chris Clarke (5), vs. The Citadel, 11/12/17
Three Tech players made five or more 3FG	Nahiem Alleyne (5), Jalen Cone (5) & Isaiah Wilkins (5), vs. Delaware State, 11/20/19
Eight or more Tech players made a 3FG	8 players, at Pitt, 2/5/22
Two Tech players scored 20 or more points	Hunter Cattoor (26) & Lynn Kidd (21), vs. Wake Forest, 3/2/24
Three Tech players scored 20 or more points	Nickeil Alexander-Walker (25), Ahmed Hill (23) & Justin Robinson (23), vs. #23 Purdue, 11/18/18
Two Tech players scored 20 or more points in consecutive games	Nickeil Alexander-Walker & Kerry Blackshear Jr., 11/10/17 & 11/12/17
Tech player scored 30 or more points in consecutive games	Sean Pedulla, 1/10/24 & 1/13/24
Tech freshman scored 20 or more points in a game	Sean Pedulla (20), at Florida State, 1/29/22
Three Tech freshmen scored in double figures in a game	Hunter Cattoor (14), Jalen Cone (11) & Lander Nolley II (10), vs. North Carolina, 3/10/20
Four Tech freshmen scored in double figures in a game	Landers Nolley II (21), Tyrece Radford (21), Jalen Cone (15) & Nahiem Alleyne (10), at Wake Forest, 1/14/20
Tech player scored 30-39 points in a game	Sean Pedulla (33), vs. Miami, 1/13/24
Tech player scored 40-49 points in a game	Dorenzo Hudson (41), vs. Seton Hall, 1/2/10
Tech player scored 50+ points in a game	Bimbo Coles (51), vs. Southern Miss, 2/6/88
Tech player had consecutive double-doubles	Justyn Mutts, 11/17/22, 11/18/22
Tech player had three consecutive double-doubles	Keve Aluma, 1/27/21, 1/30/21, 2/3/21
Tech freshman had consecutive double-doubles	Kerry Blackshear Jr., 12/13/15, 12/19/15
Tech allowed a triple-double	Dennis Smith Jr. (27 pts./11 rebs./11 ast.), at NC State, 1/4/17
Tech had a walk-on score double figures	Christian Beyer (13), vs. Alabama A&M, 12/14/14





MIKE YOUNG

Head Coach | Sixth Season at Virginia Tech

2020-21 ACC Coach of the Year

CAREER RECORDS

Overall Record	393-310
Conference Games	220-172
Non-Conference Games	173-138
Conference Tournament	25-16
NCAA Tournament	1-7
Overtime Games	20-17
One-Point Games	12-15
vs. AP Top 25	10-32

VS. CURRENT ACC HEAD COACHES

Coach	All	VT	Wofford
Earl Grant	1-3	1-3	-
Brad Brownell	5-5	5-3	0-2
Jon Scheyer	1-2	1-2	-
Leonard Hamilton	3-3	3-3	-
Damon Stoudamire	1-0	1-0	-
Pat Kelsey	2-1	0-1	2-0
Jim Larrañaga	4-8	3-7	1-1
Kevin Keatts	3-3	3-3	-
Hubert Davis	2-3	2-3	-
Micah Shrewsberry	2-1	2-1	-
Jeff Capel III	4-2	4-2	-
Adrian Autry	0-1	0-1	-
Ron Sanchez	0-0	0-0	0-0
Steve Forbes	9-6	3-3	6-3
Total	37-38	28-32	9-6

vs. Coach Young

Earl Grant	3-1 at BC
Brad Brownell	5-5 at Clemson
Jon Scheyer	2-1 at Duke
Leonard Hamilton	3-3 at Florida State
Damon Stoudamire	0-1 at Georgia Tech
Pat Kelsey	1-0 at CofC; 0-2 at Winth
Jim Larrañaga	0-1 at GMU; 8-3 at Miami
Kevin Keatts	3-3 at NC State
Hubert Davis	3-2 at UNC
Micah Shrewsberry	1-1 at ND; 0-1 at Penn St.
Jeff Capel III	2-4 at Pitt
Adrian Autry	1-0 at Syracuse
Ron Sanchez	0-0 at UVA
Steve Forbes	3-6 at ETSU; 3-3 at Wake

► COACH YOUNG: CAREER BREAKDOWN

Season	School	Overall	Conference	Finish	Postseason	Ranking	RPI/NET
2002-03	Wofford	14-15 .483	8-8 .500	T6th	-	-/-	219
2003-04	Wofford	9-20 .310	4-12 .250	T10th	-	-/-	273
2004-05	Wofford	14-14 .500	7-9 .438	8th	-	-/-	225
2005-06	Wofford	11-18 .379	6-9 .400	9th	-	-/-	287
2006-07	Wofford	10-20 .333	5-13 .278	T9th	-	-/-	295
2007-08	Wofford	16-16 .500	8-12 .400	8th	-	-/-	191
2008-09	Wofford	16-14 .533	12-8 .600	4th	-	-/-	177
2009-10	Wofford	26-9 .743	15-3 .833	1st	NCAA First Round	-/-	73
2010-11	Wofford	21-13 .618	14-4 .778	T1st	NCAA First Round	-/-	105
2011-12	Wofford	19-14 .576	12-6 .667	T2nd	CBI	-/-	178
2012-13	Wofford	13-19 .406	7-11 .389	T8th	-	-/-	253
2013-14	Wofford	20-13 .606	11-5 .688	T3rd	NCAA First Round	-/-	152
2014-15	Wofford	28-7 .800	16-2 .889	1st	NCAA First Round	RV/-	49
2015-16	Wofford	15-17 .469	11-7 .611	T3rd	-	-/-	202
2016-17	Wofford	16-17 .485	10-8 .556	T4th	-	-/-	189
2017-18	Wofford	21-13 .618	11-7 .611	T4th	CIT	-/-	141
2018-19	Wofford	30-5 .857	18-0 1.000	1st	NCAA Second Round	19/18	14
Totals	17 Seasons	299-244 .551	175-124 .585				

2019-20	Virginia Tech	16-16 .500	7-13 .350	T10th	-	-/-	92
2020-21	Virginia Tech	15-7 .682	9-4 .692	3rd	NCAA First Round	25/RV	51
2021-22	Virginia Tech	23-13 .639	11-9 .550	7th	NCAA First Round	RV/RV	27
2022-23	Virginia Tech	19-15 .559	8-12 .400	11th	NIT First Round	-/-	75
2023-24	Virginia Tech	19-15 .559	10-10 .500	T8th	NIT Second Round	-/-	58
2024-25	Virginia Tech	2-0 1.000	0-0 .000	-	-	-/-	-
Totals	6 Seasons	94-66 .588	45-48 .484				

Overall 23 Seasons 393-310 .559 220-172 .561

► THE YOUNG FILE

Born	5/1/1963
Hometown	Radford, Virginia
Wife	Margaret
Children	Cooper, Davis
Education	Emory & Henry, 1986
Joined Tech Staff	4/7/2019
Years as College Head Coach	23
Years as College Coach	39

Coaching Career

1986-88	Assistant Coach, Emory & Henry
1988-89	Graduate Assistant, Radford
1989-98	Assistant Coach, Wofford
1998-02	Associate Head Coach, Wofford
2002-19	Head Coach, Wofford
2019-pr.	Head Coach, Virginia Tech

► ACCOMPLISHMENTS

Seven NCAA Tournaments

2022, 2021, 2019, 2015, 2014, 2011, 2010

One ACC Tournament Championship

2022

Five SoCon Tournament Championships

2019, 2015, 2014, 2011, 2010

Five Conference Coach of the Year Awards

ACC (2021), SoCon (2019, 2015, 2014, 2010)

Two-time National Coach of the Year

2019 (Sporting News), 2010 (Hugh Durham)

Three AP All-America Selections

Fletcher Magee (2018-19), Karl Cochran (2014-15), Noah Dahlman (2009-10)

1 TOBI LAWAL

JUNIOR Forward | 6-8 | 215 | Sociology with a minor in International Studies
London, England | VCU



SEASON/CAREER BESTS

POINTS

Season 23 vs. Delaware State (11/4/24)
Career 23 vs. Delaware State (11/4/24)

REBOUNDS

Season 8 (2x), last vs. USC Upstate (11/8/24)
Career 10 (7x), last at Villanova (3/20/24)

ASSISTS

Season 2 vs. Delaware State (11/4/24)
Career 2 vs. Delaware State (11/4/24)

BLOCKS

Season 2 (2x), last vs. USC Upstate (11/8/24)
Career 3 (4x), last vs. Saint Louis (1/19/24)

STEALS

Season 2 vs. Delaware State (11/4/24)
Career 2 (7x), last vs. Del. State (11/4/24)

MINUTES

Season 27 vs. Delaware State (11/4/24)
Career 27 (2x), last vs. Del. State (11/4/24)

FIELD GOALS MADE

Season 6 vs. Delaware State (11/4/24)
Career 8 vs. Memphis (12/6/23)

FIELD GOALS ATTEMPTED

Season 9 vs. Delaware State (11/4/24)
Career 11 vs. Memphis (12/6/23)

3-PT. FIELD GOALS MADE

Season 2 vs. Delaware State (11/4/24)
Career 2 (2x), last vs. Del. State (11/4/24)

3-PT. FIELD GOALS ATTEMPTED

Season 4 vs. Delaware State (11/4/24)
Career 4 vs. Delaware State (11/4/24)

FREE THROWS MADE

Season 9 vs. Delaware State (11/4/24)
Career 9 (2x), last vs. Del. State (11/4/24)

FREE THROWS ATTEMPTED

Season 11 vs. Delaware State (11/4/24)
Career 11 (2x), last vs. Del. State (11/4/24)

CAREER STATS

- The most athletic basketball player Mike Young has ever coached.
- "I've never had one that jumped like that. He's the best athlete I've had the opportunity to coach," Mike Young said about Tobin Lawal.
- There are times when Lawal grabs rebounds when his head is at or above the basketball rim.
- A dynamic player in pick and roll actions.
- Averaged 7.7 points and 6.0 rebounds per game as a sophomore in 2023-24 at VCU, while shooting 66.7% from the hardwood.
- Has worked extensively in the offseason on expanding his range.
- His faith in Jesus Christ is extremely important to him.
- Exceptional athlete with superior leaping ability; recorded a 49.5-inch vertical leap in 2023 presea-son combine testing at VCU.
- Started playing basketball just before he turned 16; a late-bloomer who undoubtedly has his basket-ball ahead of him. Played soccer and ran track until he transitioned to basketball.

Last name pronounced: luh-WOWL

2024-25 GAME-BY-GAME STATS

Opponent	Date	GS	MIN	Total		3-Pointers		Free throws		Rebounds				PF		A		BLK		STL		PTS		AVG
				FG-FGA	PCT	3FG-3FGA	PCT	FT-FTA	PCT	OFF	DEF	TOT	AVG											
Delaware St.	11/04/2024	*	27:03	6-9	.667	2-4	.500	9-11	.818	3	5	8	8.0	3	2	5	2	2	2	23	23.0			
USC Upstate	11/08/2024	*	24:35	4-6	.667	0-2	.000	2-2	1.000	3	5	8	8.0	2	0	1	2	0	10	16.5				
Totals		2	51:38	10-15	.667	2-6	.333	11-13	.846	6	10	16	8.0	5	2	6	4	2	33	16.5				

Player Averages

Games Played	Minutes/ game	Points/ game	FG Pct	3FG Pct	FT Pct	Rebounds/ game	Assists/ game	Turnovers/ game	Assist/Turnover ratio	Steals/ game	Blocks/ game
2	25.8	16.5	66.7	33.3	84.6	8.0	1.0	3.0	0.3	1.0	2.0

PRODUCTION TRACKER

	This Season	Career
Scored 10+ Points	2	17
Scored 20+ Points	1	1
Led Tech in Scoring	1	1
Made multiple 3FGs	1	2
Shot over 40% from 3	1	3
Had a Double-Double	-	-
Had Multiple Assists	1	2
Had Multiple Steals	1	8
Had Multiple Dunks	2	-



SEASON	TEAM	GP-GS	MIN/AVG	FG-FGA	FG%	3FG-3FGA	3FG%	FT-FTA	FT%	OFF	DEF	TOT	AVG	PF-FO	A	TO	BLK	STL	PTS	AVG
2022-23	VCU	25-1	138/5.5	14-27	.519	0-0	.000	5-17	.294	14	14	28	1.1	27-1	3	12	7	4	33	1.3
2023-24	VCU	38-0	720/18.9	110-165	.667	3-7	.429	70-105	.667	82	145	227	6.0	102-3	11	49	34	25	293	7.7
2024-25	VT	2-2	52/25.8	10-15	.667	2-6	.333	11-13	.846	6	10	16	8.0	5-0	2	6	4	2	33	16.5
TOTAL FOR VT		2-2	52/25.8	10-15	.667	2-6	.333	11-13	.846	6	10	16	8.0	5-0	2	6	4	2	33	16.5
TOTAL		65-3	909/14.0	134-207	.647	5-13	.385	86-135	.637	102	169	271	4.2	134-4	16	67	45	31	359	5.5

2 JADEN SCHUTT

R-SOPHOMORE Guard | 6-5 | 205 | Communication
Yorkville, Illinois | Duke



SEASON/CAREER BESTS

POINTS

Season 10 vs. USC Upstate (11/8/24)
Career 10 vs. USC Upstate (11/8/24)

REBOUNDS

Season 4 vs. Delaware State (11/4/24)
Career 5 vs. UMES (12/10/22)

ASSISTS

Season 4 vs. USC Upstate (11/8/24)
Career 4 vs. USC Upstate (11/8/24)

BLOCKS

Season -
Career 1 (2x), last vs. Pitt (3/9/23)

STEALS

Season 2 vs. USC Upstate (11/8/24)
Career 2 vs. USC Upstate (11/8/24)

MINUTES

Season 27 vs. USC Upstate (11/8/24)
Career 27 vs. USC Upstate (11/8/24)

FIELD GOALS MADE

Season 3 (2x), last vs. USC Upstate (11/8/24)
Career 3 (3x), last vs. USC Upstate (11/8/24)

FIELD GOALS ATTEMPTED

Season 8 vs. USC Upstate (11/8/24)
Career 8 vs. USC Upstate (11/8/24)

3-PT. FIELD GOALS MADE

Season 3 vs. Delaware State (11/4/24)
Career 3 (2x), last vs. Del. State (11/4/24)

3-PT. FIELD GOALS ATTEMPTED

Season 6 vs. Delaware State (11/4/24)
Career 6 vs. Delaware State (11/4/24)

FREE THROWS MADE

Season 3 vs. USC Upstate (11/8/24)
Career 3 vs. USC Upstate (11/8/24)

FREE THROWS ATTEMPTED

Season 6 vs. USC Upstate (11/8/24)
Career 6 vs. USC Upstate (11/8/24)

- A wing that will be looked upon to stretch defenses beyond the arc. *Last name pronounced: SHOOT*
- Has exceptional passing skills; will be a terrific connecting piece in Tech's offense.
- Leading scorer for the Hokies in their preseason scrimmage vs. JMU.
- Perhaps Tech's most vocal leader on the court; has a high basketball IQ.
- Was fully cleared from prior injuries to begin practice in August 2024.
- Rated as the No. 50 overall player in ESPN 100's rankings for the class of 2022.
- Ranked as the No. 9 player at his position (shooting guard) by ESPN.
- Named the 2022 Gatorade Player of the Year in Illinois.
- Picked Tech over DePaul, Dayton and Butler.

2024-25 GAME-BY-GAME STATS

Opponent	Date	GS	MIN	Total		3-Pointers		Free throws		Rebounds				PF				STL				PTS	AVG
				FG-FGA	PCT	3FG-3FGA	PCT	FT-FTA	PCT	OFF	DEF	TOT	AVG	A	TO	BLK	STL						
Delaware St.	11/04/2024	*	24:12	3-6	.500	3-6	.500	0-0	.000	0	4	4	4.0	3	2	0	0	1	9	9.0			
USC Upstate	11/08/2024	*	27:18	3-8	.375	1-4	.250	3-6	.500	1	2	3	3.5	3	4	1	0	2	10	9.5			
Totals		2	51:30	6-14	.429	4-10	.400	3-6	.500	1	6	7	3.5	6	6	1	0	3	19	9.5			

Player Averages

Games Played	Minutes/game	Points/game	FG Pct	3FG Pct	FT Pct	Rebounds/game	Assists/game	Turnovers/game	Assist/Turnover ratio	Steals/game	Blocks/game
2	25.8	9.5	42.9	40.0	50.0	3.5	3.0	0.5	6.0	1.5	0.0

PRODUCTION TRACKER

	This Season	Career
Scored 10+ Points	1	1
Scored 20+ Points	-	-
Led Tech in Scoring	-	-
Made 3+ 3FGs	1	2
Led Tech in 3FGM	1	1
Shot over 40% from 3	1	2
Had Multiple Assists	2	3
Led Tech in Assists	1	1
Had Multiple Steals	1	1



CAREER STATS

SEASON	TEAM	GP-GS	MIN/AVG	FG-FGA	FG%	3FG-3FGA	3FG%	FT-FTA	FT%	OFF	DEF	TOT	AVG	PF-FO	A	TO	BLK	STL	PTS	AVG
2022-23	DU	14-0	96/6.8	10-28	.357	7-20	.350	2-4	.500	3	12	15	1.1	4-0	6	0	2	1	29	2.1
2024-25	VT	2-2	52/25.8	6-14	.429	4-10	.400	3-6	.500	1	6	7	3.5	6-0	6	1	0	3	19	9.5
TOTAL FOR VT		2-2	52/25.8	6-14	.429	4-10	.400	3-6	.500	1	6	7	3.5	6-0	6	1	0	3	19	9.5
TOTAL		16-2	147/9.2	16-42	.381	11-30	.367	5-10	.500	4	18	22	1.4	10-0	12	1	2	4	48	3.0

3 JAYDON YOUNG

SOPHOMORE Guard | 6-4 | 205 | Sports Media and Analytics
Goldsboro, North Carolina | Greensboro Day



SEASON/CAREER BESTS

POINTS

Season 14 vs. USC Upstate (11/8/24)
Career 14 vs. USC Upstate (11/8/24)

REBOUNDS

Season 3 vs. Delaware State (11/4/24)
Career 3 (2x), last vs. Del. State (11/4/24)

ASSISTS

Season 4 vs. Delaware State (11/4/24)
Career 5 vs. Coppin State (11/6/23)

BLOCKS

Season -
Career 1 vs. Notre Dame (3/9/24)

STEALS

Season -
Career 2 vs. Coppin State (11/6/23)

MINUTES

Season 32 vs. USC Upstate (11/8/24)
Career 32 vs. USC Upstate (11/8/24)

FIELD GOALS MADE

Season 4 vs. USC Upstate (11/8/24)
Career 4 vs. USC Upstate (11/8/24)

FIELD GOALS ATTEMPTED

Season 13 vs. USC Upstate (11/8/24)
Career 13 vs. USC Upstate (11/8/24)

3-PT. FIELD GOALS MADE

Season 4 vs. USC Upstate (11/8/24)
Career 4 vs. USC Upstate (11/8/24)

3-PT. FIELD GOALS ATTEMPTED

Season 7 (2x), last vs. USC Upstate (11/8/24)
Career 7 (2x), last vs. USC Upstate (11/8/24)

FREE THROWS MADE

Season 5 vs. Delaware State (11/4/24)
Career 5 vs. Delaware State (11/4/24)

FREE THROWS ATTEMPTED

Season 7 vs. Delaware State (11/4/24)
Career 7 vs. Delaware State (11/4/24)

CAREER STATS

- Will look to have a big jump in production in his second season in Blacksburg.
- A four-year letterwinner at Greensboro Day under the winningest coach in North Carolina basketball history, Freddy Johnson.
- Three-time all-state, four-time all-conference and three-time conference player of the year.
- Eclipsed 2,000 career points in November 2022.
- Guided Greensboro Day to its 12th NCISAA state title as a senior.
- Four-star recruit according to ESPN.
- Rated the eighth-best player in the state of North Carolina, according to 247Sports.
- Chose the Hokies over Clemson, Virginia, Pitt, NC State and North Carolina A&T.
- Father, Victor, played college basketball at Mount Olive, advancing to the Elite 8 in 2005; played professionally overseas as well.

2024-25 GAME-BY-GAME STATS

Opponent	Date	GS	MIN	Total		3-Pointers		Free throws		Rebounds						TO	BLK	STL	PTS	AVG
				FG-FGA	PCT	3FG-3FGA	PCT	FT-FTA	PCT	OFF	DEF	TOT	AVG	PF	A					
Delaware St.	11/04/2024	*	26:02	3-10	.300	2-7	.286	5-7	.714	0	3	3	3.0	0	4	2	0	0	13	13.0
USC Upstate	11/08/2024	*	32:04	4-13	.308	4-7	.571	2-2	1.000	0	2	2	2.5	0	2	0	0	0	14	13.5
Totals		2	58:06	7-23	.304	6-14	.429	7-9	.778	0	5	5	2.5	0	6	2	0	0	27	13.5

Player Averages

Games Played	Minutes/game	Points/game	FG Pct	3FG Pct	FT Pct	Rebounds/game	Assists/game	Turnovers/game	Assist/Turnover ratio	Steals/game	Blocks/game
2	29.1	13.5	30.4	42.9	77.8	2.5	3.0	1.0	3.0	0.0	0.0

PRODUCTION TRACKER

	This Season	Career
Scored 10+ Points	2	2
Scored 20+ Points	-	-
Led Tech in Scoring	-	-
Made 3+ 3FGs	1	2
Led Tech in 3FGM	1	4
Shot over 40% from 3	1	8
Shot over 50% from the floor	-	8
Had Multiple Assists	2	4
Had Multiple Steals	-	1



SEASON	TEAM	GP-GS	MIN/AVG	FG-FGA	FG%	3FG-3FGA	3FG%	FT-FTA	FT%	OFF	DEF	TOT	AVG	PF-FO	A	TO	BLK	STL	PTS	AVG
2023-24	VT	26-0	221/8.5	15-43	.349	12-32	.375	6-6	1.000	1	20	21	0.8	12-0	18	5	1	6	48	1.8
2024-25	VT	2-2	58/29.1	7-23	.304	6-14	.429	7-9	.778	0	5	5	2.5	0-0	6	2	0	0	27	13.5
TOTAL		28-2	279/10.0	22-66	.333	18-46	.391	13-15	.867	1	25	26	0.9	12-0	24	7	1	6	75	2.7

4 RODNEY BROWN JR.

SOPHOMORE Guard | 6-6 | 185 | Communication
Perris, California | Cal



SEASON/CAREER BESTS

POINTS

Season -
Career 13 at Southern Cal (1/3/24)

REBOUNDS

Season -
Career 4 at Washington (2/17/24)

ASSISTS

Season 1 vs. Delaware State (11/4/24)
Career 4 at Washington St. (2/15/24)

BLOCKS

Season -
Career 1 (2x), last at Utah (3/2/24)

STEALS

Season -
Career 1 (6x), last at Utah (3/2/24)

MINUTES

Season 5 vs. Delaware State (11/4/24)
Career 25 vs. San Diego St. (11/25/23)

FIELD GOALS MADE

Season -
Career 5 at Arizona (2/1/24)

FIELD GOALS ATTEMPTED

Season 1 (2x), last vs. USC Upstate (11/8/24)
Career 10 at Arizona (2/1/24)

3-PT. FIELD GOALS MADE

Season -
Career 3 (2x), last at Southern Cal (1/3/24)

3-PT. FIELD GOALS ATTEMPTED

Season 1 (2x), last vs. USC Upstate (11/8/24)
Career 6 (2x), last at Arizona (2/1/24)

FREE THROWS MADE

Season -
Career 4 (2x), last at Washington St. (2/15/24)

FREE THROWS ATTEMPTED

Season -
Career 4 (2x), last at Washington St. (2/15/24)

- One of four Golden Bears to play all 32 games last season at Cal.
- Averaged 3.5 points and 1.1 rebounds in 14.1 minutes per game off the bench as a freshman.
- Shot 39.7% (23 of 58) from 3-point range & 40.6% (39 of 96) from the floor in 2023-24.
- Three double-figure scoring efforts, all in Pac-12 road games at USC (13), Arizona (12) & Washington State (12).
- Graduated from Rancho Christian School (Temecula, California) in spring 2023
- Led Rancho Christian to the 2023 CIF Southern Section Division 2A championship as a senior; scored 16 points in the title game.
- Picked Tech over Santa Clara.

2024-25 GAME-BY-GAME STATS

Opponent	Date	GS	MIN	Total		3-Pointers		Free throws		Rebounds										
				FG-FGA	PCT	3FG-3FGA	PCT	FT-FTA	PCT	OFF	DEF	TOT	AVG	PF	A	TO	BLK	STL	PTS	AVG
Delaware St.	11/04/2024		04:40	0-1	.000	0-1	.000	0-0	.000	0	0	0	0.0	0	1	0	0	0	0	0.0
USC Upstate	11/08/2024		00:55	0-1	.000	0-1	.000	0-0	.000	0	0	0	0.0	0	0	0	0	0	0	0.0
Totals		0	05:35	0-2	.000	0-2	.000	0-0	.000	0	0	0	0.0	0	1	0	0	0	0	0.0

Player Averages

Games Played	Minutes/game	Points/game	FG Pct	3FG Pct	FT Pct	Rebounds/game	Assists/game	Turnovers/game	Assist/Turnover ratio	Steals/game	Blocks/game
2	2.8	0.0	0.0	0.0	0.0	0.0	0.5	0.0	1.0	0.0	0.0

PRODUCTION TRACKER

	This Season	Career
Scored 10+ Points	-	3
Scored 20+ Points	-	-
Led Tech in Scoring	-	-
Made 3+ 3FGs	-	2
Led Tech in 3FGM	-	-
Shot over 40% from 3	-	11
Had Multiple Assists	-	10
Had Multiple Blocks	-	-
Had Multiple Steals	-	4



CAREER STATS

SEASON	TEAM	GP-GS	MIN/AVG	FG-FGA	FG%	3FG-3FGA	3FG%	FT-FTA	FT%	OFF	DEF	TOT	AVG	PF-FO	A	TO	BLK	STL	PTS	AVG
2023-24	Cal	32-0	453/14.2	39-96	.406	23-58	.397	12-14	.857	8	27	35	1.1	48-1	28	20	2	6	113	3.5
2024-25	VT	2-0	6/2.8	0-2	.000	0-2	.000	0-0	.000	0	0	0	0.0	0-0	1	0	0	0	0	0.0
TOTAL FOR VT		2-0	6/2.8	0-2	.000	0-2	.000	0-0	.000	0	0	0	0.0	0-0	1	0	0	0	0	0.0
TOTAL		34-0	459/13.5	39-98	.398	23-60	.383	12-14	.857	8	27	35	1.0	48-1	29	20	2	6	113	3.3

5 PATRICK WESSLER

R-SOPHOMORE Center | 7-0 | 250 | Marketing Management
Matthews, North Carolina | Combine Academy



SEASON/CAREER BESTS

POINTS

Season 4 vs. Delaware State (11/4/24)
Career 4 (2x), last vs. Del. State (11/4/24)

REBOUNDS

Season 5 vs. Delaware State (11/4/24)
Career 5 vs. Delaware State (11/4/24)

ASSISTS

Season -
Career 1 (2x), last at Ohio State (3/23/24)

BLOCKS

Season 1 vs. USC Upstate (11/8/24)
Career 1 (5x), last vs. USC Upstate (11/8/24)

STEALS

Season -
Career 1 at Ohio State (3/23/24)

MINUTES

Season 9 (2x), last vs. USC Upstate (11/8/24)
Career 10 vs. Notre Dame (3/9/24)

FIELD GOALS MADE

Season 1 vs. Delaware State (11/4/24)
Career 2 vs. American (12/21/23)

FIELD GOALS ATTEMPTED

Season 1 (2x), last vs. USC Upstate (11/8/24)
Career 3 vs. American (12/21/23)

3-PT. FIELD GOALS MADE

Season -
Career -

3-PT. FIELD GOALS ATTEMPTED

Season -
Career 1 at Wake Forest (12/30/23)

FREE THROWS MADE

Season 2 vs. Delaware State (11/4/24)
Career 2 vs. Delaware State (11/4/24)

FREE THROWS ATTEMPTED

Season 2 vs. Delaware State (11/4/24)
Career 2 (3x), last vs. Del. State (11/4/24)

- Has made great strides in his conditioning.
- Redshirted the 2022-23 season.
- Invited to the Allen Iverson 24K Showcase game in Memphis his senior year in high school.
- Played his final two seasons at Combine Academy where he guided the program to a state championship in 2021-22.
- Averaged 18 points, 14 rebounds and 2.3 blocks as a senior, while Combine ended the season ranked No. 20 in the country with a 25-5 record.
- Named 2020-21 HoopState Network Sixth Man of the Year.
- Played his freshman and sophomore seasons at David W. Butler High School in Matthews, N.C.
- Southwestern 4A Conference Player of the Year.
- Competed for CC Elite on the AAU circuit.
- Rated the 148th-best prospect in the 2022 class by 247Sports; Tabbed the third-best player in the state of North Carolina and the 24th-best center nationally, according to 247Sports.
- Chose the Hokies over Providence, Southern Cal, NC State and Ole Miss.
- Big fan of dogs as pets. His family always had multiple dogs while Patrick was growing up.

Last name pronounced: WES-ler

2024-25 GAME-BY-GAME STATS

Opponent	Date	GS	MIN	Total		3-Pointers		Free throws		Rebounds				PF				STL				PTS		AVG
				FG-FGA	PCT	3FG-3FGA	PCT	FT-FTA	PCT	OFF	DEF	TOT	AVG	A	TO	BLK	STL	PTS	AVG					
Delaware St.	11/04/2024		09:28	1-1	1.000	0-0	.000	2-2	1.000	1	4	5	5.0	0	0	0	0	0	4	4.0				
USC Upstate	11/08/2024		08:38	0-1	.000	0-0	.000	0-0	.000	0	0	0	2.5	1	0	1	1	0	0	2.0				
Totals		0	18:06	1-2	.500	0-0	.000	2-2	1.000	1	4	5	2.5	1	0	1	1	0	4	2.0				

Player Averages

Games Played	Minutes/game	Points/game	FG Pct	3FG Pct	FT Pct	Rebounds/game	Assists/game	Turnovers/game	Assist/Turnover ratio	Steals/game	Blocks/game
2	9.1	2.0	50.0	0.0	100.0	2.5	0.0	0.5	0.0	0.0	0.5

PRODUCTION TRACKER

	This Season	Career
Scored 10+ Points	-	-
Had 5+ Rebounds	1	1
Had Multiple Blocks	-	-
Led Tech in Blocks	-	1
Had Multiple Steals	-	-
Shot over 50% from the floor	1	5
Played 10+ Minutes	-	1
Shot 5+ Free Throws	-	-
Had Multiple Dunks	-	-



CAREER STATS

SEASON	TEAM	GP-GS	MIN/AVG	FG-FGA	FG%	3FG-3FGA	3FG%	FT-FTA	FT%	OFF	DEF	TOT	AVG	PF-FO	A	TO	BLK	STL	PTS	AVG
2023-24	VT	13-0	50/3.9	5-13	.385	0-1	.000	2-4	.500	8	11	19	1.5	10-0	2	2	4	1	12	0.9
2024-25	VT	2-0	18/9.1	1-2	.500	0-0	.000	2-2	1.000	1	4	5	2.5	1-0	0	1	1	0	4	2.0
TOTAL		15-0	68/4.5	6-15	.400	0-1	.000	4-6	.667	9	15	24	1.6	11-0	2	3	5	1	16	1.1

7 BRANDON RECHSTEINER

SOPHOMORE Guard | 6-1 | 190 | Sports Media and Analytics
Acworth, Georgia | Etowah



SEASON/CAREER BESTS

POINTS

Season 19 vs. USC Upstate (11/8/24)
Career 19 vs. USC Upstate (11/8/24)

REBOUNDS

Season 1 (2x), last vs. USC Upstate (11/8/24)
Career 4 at Wake Forest (12/30/23)

ASSISTS

Season 4 vs. USC Upstate (11/8/24)
Career 11 vs. American (12/21/23)

BLOCKS

Season -
Career -

STEALS

Season 1 vs. Delaware State (11/4/24)
Career 1 (5x), last vs. Del. State (11/4/24)

MINUTES

Season 31 vs. Delaware State (11/4/24)
Career 31 vs. Delaware State (11/4/24)

FIELD GOALS MADE

Season 7 vs. USC Upstate (11/8/24)
Career 7 vs. USC Upstate (11/8/24)

FIELD GOALS ATTEMPTED

Season 12 vs. USC Upstate (11/8/24)
Career 12 vs. USC Upstate (11/8/24)

3-PT. FIELD GOALS MADE

Season 3 vs. USC Upstate (11/8/24)
Career 3 vs. USC Upstate (11/8/24)

3-PT. FIELD GOALS ATTEMPTED

Season 5 (2x), last vs. USC Upstate (11/8/24)
Career 6 vs. Valparaiso (12/9/23)

FREE THROWS MADE

Season 2 vs. USC Upstate (11/8/24)
Career 4 vs. Coppin State (11/6/23)

FREE THROWS ATTEMPTED

Season 2 vs. USC Upstate (11/8/24)
Career 4 vs. Coppin State (11/6/23)

CAREER STATS

- Wakes up at 4:50 a.m. almost every day
- Sharpshooter who should flourish on the offensive side in Coach Young's system.
- A four-year letterwinner at Etowah where he was coached by Jason Dasinger
- All-state and team captain as a junior and senior.
- Averaged 18 points, 5.3 rebounds, 5.1 assists and 2.8 steals per game as a senior, guiding Etowah to the GHSA Class 6A Final Four.
- GACA/GBCA 6A North Player of the Year.
- Reached 1,000 career points on Jan. 14, 2023.
- Consensus four-star recruit.
- Rated the 87th-best prospect in the 2023 class on 247Sports.
- Tabbed the second-best point guard in the state of Georgia and the 15th-best point guard nationally, according to 247Sports.
- Chose the Hokies over Gonzaga, Tennessee, Miami (Fla.), LSU, Xavier, Clemson and Notre Dame.
- Father, Scott, is a hall of fame professional wrestler; goes by Scott Steiner and Big Poppa Pump.
- Brother, Brock, is a wide receiver for Jacksonville State.

Last name pronounced: WRECK-stine-er

2024-25 GAME-BY-GAME STATS

Opponent	Date	GS	MIN	Total		3-Pointers		Free throws		Rebounds											
				FG-FGA	PCT	3FG-3FGA	PCT	FT-FTA	PCT	OFF	DEF	TOT	AVG	PF	A	TO	BLK	STL	PTS	AVG	
Delaware St.	11/04/2024	*	30:37	2-6	.333	2-5	.400	0-1	.000	0	1	1	1.0	4	3	2	0	1	6	6.0	
USC Upstate	11/08/2024	*	26:07	7-12	.583	3-5	.600	2-2	1.000	1	0	1	1.0	2	4	1	0	0	19	12.5	
Totals			2	56:44	9-18	.500	5-10	.500	2-3	.667	1	1	2	1.0	6	7	3	0	1	25	12.5

Player Averages

Games Played	Minutes/game	Points/game	FG Pct	3FG Pct	FT Pct	Rebounds/game	Assists/game	Turnovers/game	Assist/Turnover ratio	Steals/game	Blocks/game
2	28.4	12.5	50.0	50.0	66.7	1.0	3.5	1.5	2.3	0.5	0.0

PRODUCTION TRACKER

	This Season	Career
Scored 10+ Points	1	2
Scored 20+ Points	-	-
Made Multiple 3FGs	2	4
Made 3+ 3FGs	1	1
Led Tech in 3FGM	-	5
Shot over 40% from 3	2	10
Had 5+ Assists	-	1
Led Tech in Assists	1	6
Had Multiple Steals	-	-



SEASON	TEAM	GP-GS	MIN/AVG	FG-FGA	FG%	3FG-3FGA	3FG%	FT-FTA	FT%	OFF	DEF	TOT	AVG	PF-FO	A	TO	BLK	STL	PTS	AVG
2023-24	VT	26-2	239/9.2	16-43	.372	9-33	.273	6-8	.750	2	16	18	0.7	16-0	33	18	0	4	47	1.8
2024-25	VT	2-2	57/28.4	9-18	.500	5-10	.500	2-3	.667	1	1	2	1.0	6-0	7	3	0	1	25	12.5
TOTAL		28-4	296/10.6	25-61	.410	14-43	.326	8-11	.727	3	17	20	0.7	22-0	40	21	0	5	72	2.6

8 PETER CARR

FRESHMAN Guard | 6-5 | 205 | Computer Engineering
West Chester, Pennsylvania | West Chester East



SEASON/CAREER BESTS

POINTS

Season -
Career -

REBOUNDS

Season -
Career -

ASSISTS

Season -
Career -

BLOCKS

Season -
Career -

STEALS

Season -
Career -

MINUTES

Season 1 vs. Delaware State (11/4/24)
Career 1 vs. Delaware State (11/4/24)

FIELD GOALS MADE

Season -
Career -

FIELD GOALS ATTEMPTED

Season -
Career -

3-PT. FIELD GOALS MADE

Season -
Career -

3-PT. FIELD GOALS ATTEMPTED

Season -
Career -

FREE THROWS MADE

Season -
Career -

FREE THROWS ATTEMPTED

Season -
Career -

- Recruited as a preferred walk-on.
- Four-year letterwinner and captain at West Chester East where he was coached by Tom Durant.
- Helped the Vikings to three straight Ches-Mont Conference championships.
- Averaged 13.2 points, 4.3 rebounds, and 1.2 assists per game during his senior year.
- Played AAU basketball for East Coast Power in the HGSL.
- Honors student (4.7 GPA).
- DECA and Senior Class Vice President.
- Youngest of four children: brothers, Alexander and Andrew, and sister, Lizzie.
- Father, Philip, played basketball at the University of Delaware.
- Uncle, Tim Carr, played basketball at the University of Delaware and overseas.
- Brother, Andrew, is a graduate student currently playing basketball at the University of Kentucky.
- Sister, Lizzie, is a junior currently playing volleyball at Purdue University.

2024-25 GAME-BY-GAME STATS

Opponent	Date	GS	MIN	Total		3-Pointers		Free throws		Rebounds				PF	A	TO	BLK	STL	PTS	AVG
				FG-FGA	PCT	3FG-3FGA	PCT	FT-FTA	PCT	OFF	DEF	TOT	AVG							
Delaware St.	11/04/2024		00:33	0-0	.000	0-0	.000	0-0	.000	0	0	0	0.0	1	0	0	0	0	0.0	
Totals		0	00:33	0-0	.000	0-0	.000	0-0	.000	0	0	0	0.0	1	0	0	0	0	0.0	

Player Averages

Games Played	Minutes/ game	Points/ game	FG Pct	3FG Pct	FT Pct	Rebounds/ game	Assists/ game	Turnovers/ game	Assist/Turnover ratio	Steals/ game	Blocks/ game
1	0.6	0.0	0.0	0.0	0.0	0.0	0.0	0.0	0.0	0.0	0.0

PRODUCTION TRACKER

	This Season
Scored 5+ Points	-
Scored 10+ Points	-
Made Multiple 3FGs	-
Made 3+ 3FGs	-
Led Tech in 3FGM	-
Shot over 40% from 3	-
Played 5+ Minutes	-
Had Multiple Assists	-
Had Multiple Steals	-



CAREER STATS

SEASON	TEAM	GP-GS	MIN/AVG	FG-FGA	FG%	3FG-3FGA	3FG%	FT-FTA	FT%	OFF	DEF	TOT	AVG	PF-FO	A	TO	BLK	STL	PTS	AVG
2024-25	VT	1-0	1/0.6	0-0	.000	0-0	.000	0-0	.000	0	0	0	0.0	1-0	0	0	0	0	0	0.0
TOTAL		1-0	1/0.6	0-0	.000	0-0	.000	0-0	.000	0	0	0	0.0	1-0	0	0	0	0	0	0.0

9 CONNER VENABLE

SOPHOMORE Guard | 6-3 | 195 | Multimedia Journalism and Architecture
Washington, D.C. | The Heights School



SEASON/CAREER BESTS

POINTS

Season -
Career -

REBOUNDS

Season -
Career 1 vs. Valparaiso (12/9/23)

ASSISTS

Season -
Career -

BLOCKS

Season -
Career -

STEALS

Season -
Career -

MINUTES

Season 1 vs. Delaware State (11/4/24)
Career 2 vs. Vermont (12/16/23)

FIELD GOALS MADE

Season -
Career -

FIELD GOALS ATTEMPTED

Season -
Career 1 (2x), last vs. Virginia (2/19/24)

3-PT. FIELD GOALS MADE

Season -
Career -

3-PT. FIELD GOALS ATTEMPTED

Season -
Career 1 vs. Virginia (2/19/24)

FREE THROWS MADE

Season -
Career -

FREE THROWS ATTEMPTED

Season -
Career 3 vs. Vermont (12/16/23)

- Recruited as a preferred walk-on.
- Two-time WCAC All-Conference Honorable Mention in 2021-22 and 2022-2023 at The Heights School in Potomac, Md.
- As the Cavaliers' leading scorer, averaged 25.5 points, 7.2 rebounds, 6.5 assists, 4.1 steals per game across a three-year career at The Heights School.
- Led the Cavaliers' to their first WCAC win in two years.
- Brother Ra'Mond Hines played at Georgetown (2014-18) and competed in the 2015 NCAA tournament.

2024-25 GAME-BY-GAME STATS

Opponent	Date	GS	MIN	Total		3-Pointers		Free throws		Rebounds				PF				TO				BLK				STL				PTS				AVG																																																																																																																																																																																																																																																																																																																																																																																																																																																																																																																																																																																																																																																																																																																																																																																																																																																																																																																																																																																																																																																																																																																																																																																				
				FG-FGA	PCT	3FG-3FGA	PCT	FT-FTA	PCT	OFF	DEF	TOT	AVG	A	TO	BLK	STL	PTS	AVG																																																																																																																																																																																																																																																																																																																																																																																																																																																																																																																																																																																																																																																																																																																																																																																																																																																																																																																																																																																																																																																																																																																																																																																																			
Delaware St.	11/04/2024		00:33	0-0	.000	0-0	.000	0-0	.000	0	0	0	0	0	0	0	0	0	0	0	0	0	0	0	0	0	0	0	0	0	0	0	0	0	0	0	0	0	0	0	0	0	0	0	0	0	0	0	0	0	0	0	0	0	0	0	0	0	0	0	0	0	0	0	0	0	0	0	0	0	0	0	0	0	0	0	0	0	0	0	0	0	0	0	0	0	0	0	0	0	0	0	0	0	0	0	0	0	0	0	0	0	0	0	0	0	0	0	0	0	0	0	0	0	0	0	0	0	0	0	0	0	0	0	0	0	0	0	0	0	0	0	0	0	0	0	0	0	0	0	0	0	0	0	0	0	0	0	0	0	0	0	0	0	0	0	0	0	0	0	0	0	0	0	0	0	0	0	0	0	0	0	0	0	0	0	0	0	0	0	0	0	0	0	0	0	0	0	0	0	0	0	0	0	0	0	0	0	0	0	0	0	0	0	0	0	0	0	0	0	0	0	0	0	0	0	0	0	0	0	0	0	0	0	0	0	0	0	0	0	0	0	0	0	0	0	0	0	0	0	0	0	0	0	0	0	0	0	0	0	0	0	0	0	0	0	0	0	0	0	0	0	0	0	0	0	0	0	0	0	0	0	0	0	0	0	0	0	0	0	0	0	0	0	0	0	0	0	0	0	0	0	0	0	0	0	0	0	0	0	0	0	0	0	0	0	0	0	0	0	0	0	0	0	0	0	0	0	0	0	0	0	0	0	0	0	0	0	0	0	0	0	0	0	0	0	0	0	0	0	0	0	0	0	0	0	0	0	0	0	0	0	0	0	0	0	0	0	0	0	0	0	0	0	0	0	0	0	0	0	0	0	0	0	0	0	0	0	0	0	0	0	0	0	0	0	0	0	0	0	0	0	0	0	0	0	0	0	0	0	0	0	0	0	0	0	0	0	0	0	0	0	0	0	0	0	0	0	0	0	0	0	0	0	0	0	0	0	0	0	0	0	0	0	0	0	0	0	0	0	0	0	0	0	0	0	0	0	0	0	0	0	0	0	0	0	0	0	0	0	0	0	0	0	0	0	0	0	0	0	0	0	0	0	0	0	0	0	0	0	0	0	0	0	0	0	0	0	0	0	0	0	0	0	0	0	0	0	0	0	0	0	0	0	0	0	0	0	0	0	0	0	0	0	0	0	0	0	0	0	0	0	0	0	0	0	0	0	0	0	0	0	0	0	0	0	0	0	0	0	0	0	0	0	0	0	0	0	0	0	0	0	0	0	0	0	0	0	0	0	0	0	0	0	0	0	0	0	0	0	0	0	0	0	0	0	0	0	0	0	0	0	0	0	0	0	0	0	0	0	0	0	0	0	0	0	0	0	0	0	0	0	0	0	0	0	0	0	0	0	0	0	0	0	0	0	0	0	0	0	0	0	0	0	0	0	0	0	0	0	0	0	0	0	0	0	0	0	0	0	0	0	0	0	0	0	0	0	0	0	0	0	0	0	0	0	0	0	0	0	0	0	0	0	0	0	0	0	0	0	0	0	0	0	0	0	0	0	0	0	0	0	0	0	0	0	0	0	0	0	0	0	0	0	0	0	0	0	0	0	0	0	0	0	0	0	0	0	0	0	0	0	0	0	0	0	0	0	0	0	0	0	0	0	0	0	0	0	0	0	0	0	0	0	0	0	0	0	0	0	0	0	0	0	0	0	0	0	0	0	0	0	0	0	0	0	0	0	0	0	0	0	0	0	0	0	0	0	0	0	0	0	0	0	0	0	0	0	0	0	0	0	0	0	0	0	0	0	0	0	0	0	0	0	0	0	0	0	0	0	0	0	0	0	0	0	0	0	0	0	0	0	0	0	0	0	0	0	0	0	0	0	0	0	0	0	0	0	0	0	0	0	0	0	0	0	0	0	0	0	0	0	0	0	0	0	0	0	0	0	0	0	0	0	0	0	0	0	0	0	0	0	0	0	0	0	0	0	0	0	0	0	0	0	0	0	0	0	0	0	0	0	0	0	0	0	0	0	0	0	0	0	0	0	0	0	0	0	0	0	0	0	0	0	0	0	0	0	0	0	0	0	0	0	0	0	0	0	0	0	0	0	0	0	0	0	0	0	0	0	0	0	0	0	0	0	0	0	0	0	0	0	0	0	0	0	0	0	0	0	0	0	0	0	0	0	0	0	0	0	0	0	0	0	0	0	0	0	0	0	0	0	0	0	0	0	0	0	0	0	0	0	0	0	0	0	0	0	0	0	0	0	0	0	0	0	0	0	0	0	0	0	0	0	0	0	0	0	0	0	0	0	0	0	0	0	0	0	0	0	0	0	0	0	0	0	0	0	0	0	0	0	0	0	0	0	0	0	0	0	0	0	0	0	0	0	0	0	0	0	0	0	0	0	0	0	0	0	0	0	0	0	0	0	0	0	0	0	0	0	0	0	0	0	0	0	0	0	0	0	0	0	0	0	0	0	0	0	0	0	0	0	0	0	0	0	0	0	0	0	0	0	0	0	0	0	0	0	0	0	0	0	0	0	0	0	0	0	0	0	0	0	0	0	0	0	0	0	0	0	0	0	0	0	0	0	0	0	0	0	0	0	0	0	0	0	0	0	0	0	0	0	0	0	0	0	0	0	0	0	0	0	0	0	0	0	0	0	0	0	0	0	0	0

Player Averages

Games Played	Minutes/ game	Points/ game	FG Pct	3FG Pct	FT Pct	Rebounds/ game	Assists/ game	Turnovers/ game	Assist/Turnover ratio	Steals/ game	Blocks/ game
1	0.6	0.0	0.0	0.0	0.0	0.0	0.0	0.0	0.0	0.0	0.0

PRODUCTION TRACKER

	This Season	Career
Scored 5+ Points	-	-
Scored 10+ Points	-	-
Made Multiple 3FGs	-	-
Made 3+ 3FGs	-	-
Led Tech in 3FGM	-	-
Shot over 40% from 3	-	-
Played 5+ Minutes	-	-
Had Multiple Assists	-	-
Had Multiple Steals	-	-



CAREER STATS

SEASON	TEAM	GP-GS	MIN/AVG	FG-FGA	FG%	3FG-3FGA	3FG%	FT-FTA	FT%	OFF	DEF	TOT	AVG	PF-FO	A	TO	BLK	STL	PTS	AVG
2023-24	VT	4-0	4/1.0	0-2	.000	0-1	.000	0-3	.000	1	0	1	0.3	0-0	0	0	0	0	0	0.0
2024-25	VT	1-0	1/0.6	0-0	.000	0-0	.000	0-0	.000	0	0	0	0.0	0-0	0	0	0	0	0	0.0
TOTAL		5-0	4/0.9	0-2	.000	0-1	.000	0-3	.000	1	0	1	0.2	0-0	0	0	0	0	0	0.0

10 TYLER JOHNSON

FRESHMAN Guard | 6-5 | 215 | Earth Science Education
Orlando, Florida | Oak Ridge



SEASON/CAREER BESTS

POINTS

Season 16 vs. USC Upstate (11/8/24)
Career 16 vs. USC Upstate (11/8/24)

REBOUNDS

Season 6 vs. Delaware State (11/4/24)
Career 6 vs. Delaware State (11/4/24)

ASSISTS

Season 1 (2x), last vs. USC Upstate (11/8/24)
Career 1 (2x), last vs. USC Upstate (11/8/24)

BLOCKS

Season 1 vs. Delaware State (11/4/24)
Career 1 vs. Delaware State (11/4/24)

STEALS

Season 1 vs. Delaware State (11/4/24)
Career 1 vs. Delaware State (11/4/24)

MINUTES

Season 25 vs. Delaware State (11/4/24)
Career 25 vs. Delaware State (11/4/24)

FIELD GOALS MADE

Season 5 vs. USC Upstate (11/8/24)
Career 5 vs. USC Upstate (11/8/24)

FIELD GOALS ATTEMPTED

Season 8 vs. Delaware State (11/4/24)
Career 8 vs. Delaware State (11/4/24)

3-PT. FIELD GOALS MADE

Season -
Career -

3-PT. FIELD GOALS ATTEMPTED

Season 2 vs. Delaware State (11/4/24)
Career 2 vs. Delaware State (11/4/24)

FREE THROWS MADE

Season 6 vs. USC Upstate (11/8/24)
Career 6 vs. USC Upstate (11/8/24)

FREE THROWS ATTEMPTED

Season 7 vs. USC Upstate (11/8/24)
Career 7 vs. USC Upstate (11/8/24)

CAREER STATS

JOHNSON, Tyler

				Field Goals		3-Point		F-Throws		Rebounds									Scoring	
SEASON	TEAM	GP-GS	MIN/AVG	FG-FGA	FG%	3FG-3FGA	3FG%	FT-FTA	FT%	OFF	DEF	TOT	AVG	PF-FO	A	TO	BLK	STL	PTS	AVG
2024-25	VT	2-0	46/23.0	9-15	60%	0-3	0%	6-10	60%	3	7	10	5.0	4-0	2	2	1	1	24	12.0

- Mike Young called him a “hard-rocking man” who plays hard and is a “fierce offensive rebounder.”
- Four-year letterwinner at Oak Ridge where he was coached by Steve Reece.
- All-Metro and Orlando Sentinel All-Central Florida first team as a junior.
- Coached by Steve Reece and Sean Campbell while playing on the EYBL circuit with the Florida Rebels.
- Consensus three-star recruit.
- Rated the 189th-best prospect in the 2024 class on 247Sports.
- Recognized as the 17th-best player in the state of Florida and the 36th best at his position nationally, according to 247Sports.
- Chose Tech over FAU, Texas State and Hofstra.

2024-25 GAME-BY-GAME STATS

				Total		3-Pointers		Free throws		Rebounds										
Opponent	Date	GS	MIN	FG-FGA	PCT	3FG-3FGA	PCT	FT-FTA	PCT	OFF	DEF	TOT	AVG	PF	A	TO	BLK	STL	PTS	AVG
Delaware St.	11/04/2024		24:33	4-8	.500	0-2	.000	0-3	.000	2	4	6	6.0	3	1	2	1	1	8	8.0
USC Upstate	11/08/2024		21:28	5-7	.714	0-1	.000	6-7	.857	1	3	4	5.0	1	1	0	0	0	16	12.0
Totals		0	46:01	9-15	.600	0-3	.000	6-10	.600	3	7	10	5.0	4	2	2	1	1	24	12.0

Player Averages

Games Played	Minutes/ game	Points/ game	FG Pct	3FG Pct	FT Pct	Rebounds/ game	Assists/ game	Turnovers/ game	Assist/Turnover ratio	Steals/ game	Blocks/ game
2	23.0	12.0	60.0	0.0	60.0	5.0	1.0	1.0	1.0	0.5	0.5

PRODUCTION TRACKER

	This Season
Scored 10+ Points	1
Scored 20+ Points	-
Led Tech in Scoring	-
Had 10+ Rebounds	-
Led Tech in Rebounding	-
Had a Double-Double	-
Shot over 50% from the floor	2
Made 3+ 3FGs	-
Shot 5+ Free Throws	1



11 BEN HAMMOND

FRESHMAN Guard | 5-11 | 170 | Sports Media and Analytics
Fairfax, Virginia | Paul VI



SEASON/CAREER BESTS

POINTS

Season 4 vs. USC Upstate (11/8/24)
Career 4 vs. USC Upstate (11/8/24)

REBOUNDS

Season 2 vs. USC Upstate (11/8/24)
Career 2 vs. USC Upstate (11/8/24)

ASSISTS

Season 2 (2x), last vs. USC Upstate (11/8/24)
Career 2 (2x), last vs. USC Upstate (11/8/24)

BLOCKS

Season -
Career -

STEALS

Season 1 (2x), last vs. USC Upstate (11/8/24)
Career 1 (2x), last vs. USC Upstate (11/8/24)

MINUTES

Season 14 vs. USC Upstate (11/8/24)
Career 14 vs. USC Upstate (11/8/24)

FIELD GOALS MADE

Season 2 vs. USC Upstate (11/8/24)
Career 2 vs. USC Upstate (11/8/24)

FIELD GOALS ATTEMPTED

Season 4 vs. USC Upstate (11/8/24)
Career 4 vs. USC Upstate (11/8/24)

3-PT. FIELD GOALS MADE

Season -
Career -

3-PT. FIELD GOALS ATTEMPTED

Season 2 vs. Delaware State (11/4/24)
Career 2 vs. Delaware State (11/4/24)

FREE THROWS MADE

Season -
Career -

FREE THROWS ATTEMPTED

Season -
Career -

- Previously signed with Rhode Island in fall 2023; reopened his recruitment on April 16, 2024 and chose the Hokies less than two weeks later.
- Point guard for Paul VI, which finished the 2023-24 season 35-3 and ranked No. 2 in the country by ESPN.
- Earned First-Team All-Met honors in March after averaging 14 points, 6.7 assists, 4.5 rebounds and 3.4 steals per game as a senior.
- Eclipsed 1,000 career points and became PVI's all-time winningest player after guiding the Panthers to their fourth straight VISAA state title and his second WCAC title.
- Played for Team Takeover on the Nike EYBL circuit; joins former Tech star Erick Green, who led the nation in scoring in 2013, with ties to Paul VI and Team Takeover.
- Consensus three-star prospect and a top-10 player in Virginia.
- Chose the Hokies over Tennessee.
- David Jackson, the Hokies' strength and conditioning coach, calls him Mighty Mouse because despite his small stature, he is jacked and lightning quick.
- Father served in the army for 23 years and retired as a Lt. Colonel.

2024-25 GAME-BY-GAME STATS

Opponent	Date	GS	MIN	Total		3-Pointers		Free throws		Rebounds				PF	A	TO	BLK	STL	PTS	AVG
				FG-FGA	PCT	3FG-3FGA	PCT	FT-FTA	PCT	OFF	DEF	TOT	AVG							
Delaware St.	11/04/2024		08:50	0-2	.000	0-2	.000	0-0	.000	0	1	1	1.0	2	2	1	0	1	0	0.0
USC Upstate	11/08/2024		13:53	2-4	.500	0-1	.000	0-0	.000	0	2	2	1.5	2	2	0	0	1	4	2.0
Totals		0	22:43	2-6	.333	0-3	.000	0-0	.000	0	3	3	1.5	4	4	1	0	2	4	2.0

Player Averages

Games Played	Minutes/game	Points/game	FG Pct	3FG Pct	FT Pct	Rebounds/game	Assists/game	Turnovers/game	Assist/Turnover ratio	Steals/game	Blocks/game
2	11.4	2.0	33.3	0.0	0.0	1.5	2.0	0.5	4.0	1.0	0.0

PRODUCTION TRACKER

	This Season
Scored 10+ Points	-
Led Tech in Scoring	-
Made Multiple 3FGs	-
Had Multiple Assists	2
Had 5+ Assists	-
Led Tech in Assists	-
Shot over 50% from the floor	1
Had Multiple Steals	-
Led Tech in Steals	-



CAREER STATS

SEASON	TEAM	GP-GS	MIN/AVG	FG-FGA	FG%	3FG-3FGA	3FG%	FT-FTA	FT%	OFF	DEF	TOT	AVG	PF-FO	A	TO	BLK	STL	PTS	AVG
2024-25	VT	2-0	23/11.4	2-6	.333	0-3	.000	0-0	.000	0	3	3	1.5	4-0	4	1	0	2	4	2.0
TOTAL		2-0	23/11.4	2-6	.333	0-3	.000	0-0	.000	0	3	3	1.5	4-0	4	1	0	2	4	2.0

13 BEN BURNHAM

SENIOR Forward | 6-7 | 220 | Psychology
Fort Mill, South Carolina | College of Charleston



SEASON/CAREER BESTS

POINTS

Season 2 vs. Delaware State (11/4/24)
Career 25 vs. Stony Brook (2/25/23)

REBOUNDS

Season 5 vs. USC Upstate (11/8/24)
Career 13 at Hofstra (2/28/22)

ASSISTS

Season -
Career 4 vs. Saint Joseph's (12/21/23)

BLOCKS

Season -
Career 2 (9x), last vs. Alabama (3/22/24)

STEALS

Season -
Career 3 (3x), last vs. The Citadel (12/14/23)

MINUTES

Season 17 vs. Delaware State (11/4/24)
Career 35 vs. Presbyterian (12/12/21)

FIELD GOALS MADE

Season -
Career 10 vs. Stony Brook (2/25/23)

FIELD GOALS ATTEMPTED

Season 3 vs. Delaware State (11/4/24)
Career 19 vs. Wyoming (11/17/23)

3-PT. FIELD GOALS MADE

Season -
Career 4 (2x), last vs. William & Mary (2/3/24)

3-PT. FIELD GOALS ATTEMPTED

Season 1 vs. Delaware State (11/4/24)
Career 10 vs. Wyoming (11/17/23)

FREE THROWS MADE

Season 2 vs. Delaware State (11/4/24)
Career 6 (2x), last vs. Alabama (3/22/24)

FREE THROWS ATTEMPTED

Season 2 (2x), last vs. USC Upstate (11/8/24)
Career 8 (3x), last vs. Alabama (3/22/24)

- When asked to describe Ben Burnham in one word, Mike Young said: "tough." He's not afraid to embrace physicality.
- Advanced to the 2024 NCAA tournament following a 82-79 overtime win against Stony Brook in the CAA title game.
- Averaged 11.9 points per game as a junior at College of Charleston.
- Scored 19 points against Alabama in the NCAA first round game.
- 6-foot-7 forward who starred at Carmel Christian School in Charlotte, N.C.
- Recorded two monster triple-double performances as a senior with 22 points, 16 rebounds and 10 blocks versus Victory Christian on Jan. 26 and 23 points, 23 rebounds and 10 blocks against Charlotte Christian in the state 4A playoffs.
- A two-time NCISAA all-state selection.
- Chose Tech over Florida State, Ole Miss and South Carolina.
- Has a good sense of humor. When asked what fans should know about him, he said, "I love food, so if anyone wants to take me out to lunch, let me know."
- Burnham was a skateboarder back in the day.

Last name pronounced: burn-UM

2024-25 GAME-BY-GAME STATS

Opponent	Date	GS	MIN	Total		3-Pointers		Free throws		Rebounds							
				FG-FGA	PCT	3FG-3FGA	PCT	FT-FTA	PCT	OFF	DEF	TOT	AVG	PF	A	TO	BLK
Delaware St.	11/04/2024		17:25	0-3	.000	0-1	.000	2-2	1.000	2	2	4	4.0	2	0	1	0
USC Upstate	11/08/2024		16:01	0-2	.000	0-0	.000	1-2	.500	3	2	5	4.5	2	0	1	0
Totals		0	33:26	0-5	.000	0-1	.000	3-4	.750	5	4	9	4.5	4	0	2	0

Player Averages

Games Played	Minutes/game	Points/game	FG Pct	3FG Pct	FT Pct	Rebounds/game	Assists/game	Turnovers/game	Assist/Turnover ratio	Steals/game	Blocks/game
2	16.7	1.5	0.0	0.0	75.0	4.5	0.0	1.0	0.0	0.0	0.0

PRODUCTION TRACKER

	This Season	Career
Scored 10+ Points	-	47
Scored 20+ Points	-	5
Led Tech in Scoring	-	-
Had 10+ Rebounds	-	3
Led Tech in Rebounding	-	-
Had a Double-Double	-	-
Shot over 50% from the floor	-	57
Made 3+ 3FGs	-	12
Shot 5+ Free Throws	-	5



CAREER STATS

SEASON	TEAM	GP-GS	MIN/AVG	FG-FGA	FG%	3FG-3FGA	3FG%	FT-FTA	FT%	OFF	DEF	TOT	AVG	PF-FO	A	TO	BLK	STL	PTS	AVG
2021-22	CC	32-26	630/19.7	97-205	.473	23-71	.324	28-43	.651	47	91	138	4.3	57-0	27	37	15	22	245	7.7
2022-23	CC	35-0	588/16.8	116-219	.530	41-92	.446	36-50	.720	38	90	128	3.7	57-0	19	36	12	12	309	8.8
2023-24	CC	35-35	771/22.0	157-338	.464	46-125	.368	57-82	.695	59	100	159	4.5	55-1	31	34	17	30	417	11.9
2024-25	VT	2-0	33/16.7	0-5	.000	0-1	.000	3-4	.750	5	4	9	4.5	4-0	0	2	0	0	3	1.5
TOTAL FOR VT		2-0	33/16.7	0-5	.000	0-1	.000	3-4	.750	5	4	9	4.5	4-0	0	2	0	0	3	1.5
TOTAL		104-61	2022/19.4	370-767	.482	110-289	.381	124-179	.693	149	285	434	4.2	173-1	77	109	44	64	974	9.4

21 RYAN JONES JR.

FRESHMAN Forward | 6-8 | 240 | Graphic Design
Gainesville, Florida | The Rock School



SEASON/CAREER BESTS

POINTS

Season 4 vs. Delaware State (11/4/24)
Career 4 vs. Delaware State (11/4/24)

REBOUNDS

Season 1 vs. Delaware State (11/4/24)
Career 1 vs. Delaware State (11/4/24)

ASSISTS

Season -
Career -

BLOCKS

Season -
Career -

STEALS

Season -
Career -

MINUTES

Season 2 vs. Delaware State (11/4/24)
Career 2 vs. Delaware State (11/4/24)

FIELD GOALS MADE

Season 2 vs. Delaware State (11/4/24)
Career 2 vs. Delaware State (11/4/24)

FIELD GOALS ATTEMPTED

Season 2 vs. Delaware State (11/4/24)
Career 2 vs. Delaware State (11/4/24)

3-PT. FIELD GOALS MADE

Season -
Career -

3-PT. FIELD GOALS ATTEMPTED

Season -
Career -

FREE THROWS MADE

Season -
Career -

FREE THROWS ATTEMPTED

Season -
Career -

CAREER STATS

SEASON	TEAM	GP-GS	MIN/AVG	FG-FGA	FG%	3FG-3FGA	3FG%	FT-FTA	FT%	OFF	DEF	TOT	AVG	PF-FO	A	TO	BLK	STL	PTS	AVG
2024-25	VT	2-0	3/1.4	2-2	1.000	0-0	.000	0-0	.000	1	0	1	0.5	0-0	0	0	0	0	4	2.0
TOTAL		2-0	3/1.4	2-2	1.000	0-0	.000	0-0	.000	1	0	1	0.5	0-0	0	0	0	0	4	2.0

- Strong in his faith of Jesus Christ; attends numerous FCA events as a campus student leader.
- Five-year letterwinner at The Rock School where he was coached by Justin Harden.
- Offensive player of the year as a sophomore and SIAA first team as a junior.
- Played AAU with Judah Nation.
- Won a gold medal with Team USA at the 2021 FIBA Americas U16 Championship.
- Consensus four-star recruit.
- Rated the 69th-best prospect in the 2024 class on 247Sports.
- Recognized as the 12th-best player in the state of Florida and the 12th-best center nationally, according to 247Sports.
- Chose Tech over Florida.
- Hidden talent is drawing.

2024-25 GAME-BY-GAME STATS

Opponent	Date	GS	MIN	Total		3-Pointers		Free throws		Rebounds										
				FG-FGA	PCT	3FG-3FGA	PCT	FT-FTA	PCT	OFF	DEF	TOT	AVG	PF	A	TO	BLK	STL	PTS	AVG
Delaware St.	11/04/2024		01:48	2-2	1.000	0-0	.000	0-0	.000	1	0	1	1.0	0	0	0	0	0	4	4.0
USC Upstate	11/08/2024		00:55	0-0	.000	0-0	.000	0-0	.000	0	0	0	0.5	0	0	0	0	0	0	2.0
Totals		0	02:43	2-2	1.000	0-0	.000	0-0	.000	1	0	1	0.5	0	0	0	0	0	4	2.0

Player Averages

Games Played	Minutes/game	Points/game	FG Pct	3FG Pct	FT Pct	Rebounds/game	Assists/game	Turnovers/game	Assist/Turnover ratio	Steals/game	Blocks/game
2	1.4	2.0	100.0	0.0	0.0	0.5	0.0	0.0	0.0	0.0	0.0

PRODUCTION TRACKER

	This Season
Scored 10+ Points	-
Made Multiple 3FGs	-
Had 10+ Rebounds	-
Had Multiple Blocks	-
Led Tech in Blocks	-
Had Multiple Steals	-
Shot over 50% from the floor	1
Shot 5+ Free Throws	-
Had Multiple Dunks	-



22 CONNOR SERVEN

GRADUATE STUDENT Forward | 6-8 | 225 | Agricultural and Life Sciences
Prairie City, Illinois | Eastern Michigan



SEASON/CAREER BESTS

POINTS

Season -
Career 15 vs. Kent State (1/6/24)

REBOUNDS

Season -
Career 10 at Buffalo (2/20/24)

ASSISTS

Season -
Career 3 (3x), last at Central Mich. (3/8/24)

BLOCKS

Season -
Career 3 at Central Michigan (3/8/24)

STEALS

Season -
Career 3 at Central Michigan (3/8/24)

MINUTES

Season 1 (2x), last vs. USC Upstate (11/8/24)
Career 42 at Central Michigan (3/8/24)

FIELD GOALS MADE

Season -
Career 5 (2x), last at Akron (3/5/24)

FIELD GOALS ATTEMPTED

Season -
Career 10 vs. Kent State (1/6/24)

3-PT. FIELD GOALS MADE

Season -
Career 2 at Buffalo (2/20/24)

3-PT. FIELD GOALS ATTEMPTED

Season -
Career 5 at Central Michigan (3/8/24)

FREE THROWS MADE

Season -
Career 5 vs. Kent State (1/6/24)

FREE THROWS ATTEMPTED

Season -
Career 5 (2x), last vs. Buffalo (1/27/24)

- Averaged 3.3 points and 3.1 rebounds in 31 games played at Eastern Michigan.
- Connected on 43.5% (40-92) of his field-goal attempts at EMU.
- Dialed up a career-high 15 points on 5 of 10 shooting vs. Kent State on Jan. 6, 2024.
- Notched three double-figure scoring games for the Eagles in 2023-24.
- Played three seasons for the Fighting Illini under head coach Brad Underwood.
- Appeared in 18 games during his time in Champaign, scoring three points and collecting seven rebounds.
- Member of three NCAA tournament teams, including two squads that advanced to the NCAA Second Round in both 2022 and 2023.
- Graduated from St. Rita High School and played under head coach Roshawn Russel

Last name pronounced: sir-VEN

2024-25 GAME-BY-GAME STATS

Opponent	Date	GS	MIN	Total		3-Pointers		Free throws		Rebounds				PF		A		TO		BLK		STL		PTS		AVG
				FG-FGA	PCT	3FG-3FGA	PCT	FT-FTA	PCT	OFF	DEF	TOT	AVG													
Delaware St.	11/04/2024		01:18	0-0	.000	0-0	.000	0-0	.000	0	0	0	0.0	0	0	0	0	0	0	0	0	0	0	0.0		
USC Upstate	11/08/2024		00:55	0-0	.000	0-0	.000	0-0	.000	0	0	0	0.0	0	0	0	0	0	0	0	0	0	0	0.0		
Totals		0	02:13	0-0	.000	0-0	.000	0-0	.000	0	0	0	0.0	0	0	0	0	0	0	0	0	0	0	0.0		

Player Averages

Games Played	Minutes/game	Points/game	FG Pct	3FG Pct	FT Pct	Rebounds/game	Assists/game	Turnovers/game	Assist/Turnover ratio	Steals/game	Blocks/game
2	1.1	0.0	0.0	0.0	0.0	0.0	0.0	0.0	0.0	0.0	0.0

PRODUCTION TRACKER

	This Season	Career
Scored 10+ Points	-	3
Had 10+ Rebounds	-	1
Had Multiple Blocks	-	5
Led Tech in Blocks	-	-
Had Multiple Steals	-	3
Shot over 50% from the floor	-	14
Played 10+ Minutes	-	19
Shot 5+ Free Throws	-	2
Made Multiple 3FGs	-	1



CAREER STATS

SEASON	TEAM	GP-GS	MIN/AVG	FG-FGA	FG%	3FG-3FGA	3FG%	FT-FTA	FT%	OFF	DEF	TOT	AVG	PF-FO	A	TO	BLK	STL	PTS	AVG
2020-21	Illini	7-0	13/1.8	1-1	1.000	0-0	.000	0-0	.000	1	1	2	0.3	2-0	0	1	0	0	2	0.3
2021-22	Illini	6-0	11/1.9	0-1	.000	0-1	.000	0-0	.000	0	1	1	0.2	0-0	0	0	0	0	0	0.0
2022-23	Illini	5-0	19/3.9	0-1	.000	0-1	.000	1-2	.500	1	3	4	0.8	2-0	0	2	0	1	1	0.2
2023-24	EMU	31-13	556/17.9	40-93	.430	8-32	.250	14-29	.483	26	71	97	3.1	36-0	19	14	14	20	102	3.3
2024-25	VT	2-0	2/1.1	0-0	.000	0-0	.000	0-0	.000	0	0	0	0.0	0-0	0	0	0	0	0	0.0
TOTAL FOR VT		2-0	2/1.1	0-0	.000	0-0	.000	0-0	.000	0	0	0	0.0	0-0	0	0	0	0	0	0.0
TOTAL		51-13	601/11.8	41-96	.427	8-34	.235	15-31	.484	28	76	104	2.0	40-0	19	17	14	21	105	2.1

34 MYLYJAEI POTEAT

GRADUATE STUDENT Forward | 6-9 | 260 | Sociology
Reidsville, North Carolina | Rice



SEASON/CAREER BESTS

POINTS

Season 19 vs. USC Upstate (11/8/24)
Career 19 vs. USC Upstate (11/8/24)

REBOUNDS

Season 5 (2x), last vs. USC Upstate (11/8/24)
Career 11 vs. Ohio (3/19/22)

ASSISTS

Season 5 vs. Delaware State (11/4/24)
Career 5 vs. Delaware State (11/4/24)

BLOCKS

Season 2 vs. Delaware State (11/4/24)
Career 2 (3x), last vs. Del. State (11/4/24)

STEALS

Season -
Career 2 (2x), last at Miami (2/3/24)

MINUTES

Season 27 vs. USC Upstate (11/8/24)
Career 27 vs. USC Upstate (11/8/24)

FIELD GOALS MADE

Season 6 vs. USC Upstate (11/8/24)
Career 7 at Western Kentucky (1/13/22)

FIELD GOALS ATTEMPTED

Season 8 vs. USC Upstate (11/8/24)
Career 10 at Western Kentucky (1/13/22)

3-PT. FIELD GOALS MADE

Season -
Career -

3-PT. FIELD GOALS ATTEMPTED

Season -
Career 1 at UAB (1/23/21)

FREE THROWS MADE

Season 7 vs. USC Upstate (11/8/24)
Career 9 at Louisiana Tech (1/27/22)

FREE THROWS ATTEMPTED

Season 9 vs. USC Upstate (11/8/24)
Career 10 at Louisiana Tech (1/27/22)

- Has drawn high praise from Coach Young since arriving in Blacksburg – credits his footwork and hands.
- Going into his fifth season in the best shape he's ever been.
- Dialed up a career-high-tying 18 points in Tech's 91-67 win over Georgia Tech in 2023-24.
- All-ACC Academic Team honoree in 2022-23 and 2023-24.
- Finished with a 64.2% field-goal percentage in his first season in Blacksburg.
- Tallied 311 career points and 172 career rebounds at Rice.
- Averaged 6.8 points and 3.7 rebounds per game for his career as an Owl.
- Recorded a pair of double-doubles in 2021-22.
- Connected on 70.2% (87-124) of his attempts from the floor in two seasons at Rice.
- One of five players to play all 33 games for the Owls in 2021-22.
- His 62.0 field-goal percentage was the seventh-highest in a season in program history in 2021-22.
- Reached double-figure scoring 14 times in 2021-22, leading the Owls in scoring and rebounding five times.

Name pronounced: muh-LIE-juhl POH-teet

2024-25 GAME-BY-GAME STATS

Opponent	Date	GS	MIN	Total		3-Pointers		Free throws		Rebounds				PF		A		BLK		STL		PTS		AVG
				FG-FGA	PCT	3FG-3FGA	PCT	FT-FTA	PCT	OFF	DEF	TOT	AVG											
Delaware St.	11/04/2024	*	22:58	5-7	.714	0-0	.000	4-7	.571	2	3	5	5.0	3	5	1	2	0	14	14.0				
USC Upstate	11/08/2024	*	27:11	6-8	.750	0-0	.000	7-9	.778	2	3	5	5.0	3	1	2	0	0	19	16.5				
Totals		2	50:09	11-15	.733	0-0	.000	11-16	.688	4	6	10	5.0	6	6	3	2	0	33	16.5				

Player Averages

Games Played	Minutes/game	Points/game	FG Pct	3FG Pct	FT Pct	Rebounds/game	Assists/game	Turnovers/game	Assist/Turnover ratio	Steals/game	Blocks/game
2	25.1	16.5	73.3	0.0	68.8	5.0	3.0	1.5	2.0	0.0	1.0

PRODUCTION TRACKER

	This Season	Career
Scored 10+ Points	2	25
Had 10+ Rebounds	-	2
Had Multiple Blocks	1	3
Led Tech in Blocks	1	6
Had Multiple Steals	-	2
Shot over 50% from the floor	2	73
Had a Double-Double	-	-
Shot 5+ Free Throws	2	18
Had Multiple Dunks	1	8



CAREER STATS

SEASON	TEAM	GP-GS	MIN/AVG	FG-FGA	FG%	3FG-3FGA	3FG%	FT-FTA	FT%	OFF	DEF	TOT	AVG	PF-FO	A	TO	BLK	STL	PTS	AVG
2020-21	Rice	13-0	131/10.1	19-29	.655	0-1	.000	20-25	.800	11	24	35	2.7	25-0	6	15	4	3	58	4.5
2021-22	Rice	33-3	454/13.8	93-150	.620	0-0	.000	67-99	.677	58	79	137	4.2	67-1	12	40	8	4	253	7.7
2022-23	VT	34-0	297/8.7	34-53	.642	0-0	.000	49-66	.742	28	39	67	2.0	49-0	10	16	5	5	117	3.4
2023-24	VT	34-1	494/14.5	85-132	.644	0-0	.000	49-73	.671	48	71	119	3.5	65-1	24	29	8	9	219	6.4
2024-25	VT	2-2	50/25.1	11-15	.733	0-0	.000	11-16	.688	4	6	10	5.0	6-0	6	3	2	0	33	16.5
TOTAL FOR VT		70-3	841/12.0	130-200	.650	0-0	.000	109-155	.703	80	116	196	2.8	120-1	40	48	15	14	369	5.3
TOTAL		116-6	1426/12.3	242-379	.639	0-1	.000	196-279	.703	149	219	368	3.2	212-2	58	103	27	21	680	5.9

COMBINED TEAM STATS

Game Records

Record	Overall	Home	Away	Neutral
ALL GAMES	2-0	2-0	0-0	0-0
CONFERENCE	0-0	0-0	0-0	0-0
NON-CONFERENCE	2-0	2-0	0-0	0-0

Score by Periods

Team	1st	2nd	OT	TOT
Virginia Tech	77	99	0	176
Opponents	64	70	0	134

Team Box Score

No.	Player				Total		3-Point		F-Throw		Rebounds													
		GP-GS	MIN	AVG	FG-FGA	FG%	3FG-3FGA	3FG%	FT-FTA	FT%	OFF	DEF	TOT	AVG	PF	DQ	A	TO	BLK	STL	PTS	AVG		
34	POTEAT, Mylyjael	2-2	50:09	25.1	11-15	.733	0-0	.000	11-16	.688	4	6	10	5.0	6	0	6	3	2	0	33	16.5		
1	LAWAL, Tobi	2-2	51:38	25.8	10-15	.667	2-6	.333	11-13	.846	6	10	16	8.0	5	0	2	6	4	2	33	16.5		
3	YOUNG, Jaydon	2-2	58:06	29.1	7-23	.304	6-14	.429	7-9	.778	0	5	5	2.5	0	0	6	2	0	0	27	13.5		
7	RECHSTEINER, Brandon	2-2	56:44	28.4	9-18	.500	5-10	.500	2-3	.667	1	1	2	1.0	6	0	7	3	0	1	25	12.5		
10	JOHNSON, Tyler	2-0	46:01	23.0	9-15	.600	0-3	.000	6-10	.600	3	7	10	5.0	4	0	2	2	1	1	24	12.0		
2	SCHUTT, Jaden	2-2	51:30	25.8	6-14	.429	4-10	.400	3-6	.500	1	6	7	3.5	6	0	6	1	0	3	19	9.5		
5	WESSLER, Patrick	2-0	18:06	9.1	1-2	.500	0-0	.000	2-2	1.000	1	4	5	2.5	1	0	0	1	1	0	4	2.0		
11	HAMMOND, Ben	2-0	22:43	11.4	2-6	.333	0-3	.000	0-0	.000	0	3	3	1.5	4	0	4	1	0	2	4	2.0		
21	JONES JR., Ryan	2-0	02:43	1.4	2-2	1.000	0-0	.000	0-0	.000	1	0	1	0.5	0	0	0	0	0	0	4	2.0		
13	BURNHAM, Ben	2-0	33:26	16.7	0-5	.000	0-1	.000	3-4	.750	5	4	9	4.5	4	0	0	2	0	0	3	1.5		
22	SERVEN, Connor	2-0	02:13	1.1	0-0	.000	0-0	.000	0-0	.000	0	0	0	0.0	0	0	0	0	0	0	0	0.0		
4	BROWN JR., Rodney	2-0	05:35	2.8	0-2	.000	0-2	.000	0-0	.000	0	0	0	0.0	0	0	1	0	0	0	0	0.0		
9	VENABLE, Conner	1-0	00:33	0.6	0-0	.000	0-0	.000	0-0	.000	0	0	0	0.0	0	0	0	0	0	0	0	0.0		
8	CARR, Peter	1-0	00:33	0.6	0-0	.000	0-0	.000	0-0	.000	0	0	0	0.0	1	0	0	0	0	0	0	0.0		
Team											4	1	5					2						
Total		2	400		57-117	.487	17-49	.347	45-63	.714	26	47	73	36.5	37	0	34	23	8	9	176	88.0		
Opponents		2	400		45-103	.437	12-31	.387	32-43	.744	14	39	53	26.5	45	2	24	33	4	12	134	67.0		

Team Statistics

	VT	OPP
Scoring	176	134
Points per game	88.0	67.0
Scoring margin	+21.0	-
Field goals-att	57-117	45-103
Field goal pct	.487	.437
3 point fg-att	17-49	12-31
3-point FG pct	.347	.387
3-pt FG made per game	8.5	6.0
Free throws-att	45-63	32-43
Free throw pct	.714	.744
F-Throws made per game	22.5	16.0
Rebounds	73	53
Rebounds per game	36.5	26.5
Rebounding margin	+10.0	-
Assists	34	24
Assists per game	17.0	12.0
Turnovers	23	33
Turnovers per game	11.5	16.5
Turnover margin	+5.0	-
Assist/turnover ratio	1.5	0.7
Steals	9	12
Steals per game	4.5	6.0
Blocks	8	4
Blocks per game	4.0	2.0
Winning streak	2	-
Home win streak	2	-
Attendance	10780	0
Home games-Avg/Game	2-5390	0-0
Neutral site-Avg/Game	-	0-0

Team Results

Date	Opponent		Score	Att.
11/04/2024	Delaware St.	W	83-60	4453
11/08/2024	USC Upstate	W	93-74	6327

TEAM GAME-BY-GAME

				Total		3-Pointers		Free throws		Rebounds											
Opponent	Date	Score		FG-FGA	PCT	3FG-3FGA	PCT	FT-FTA	PCT	OFF	DEF	TOT	AVG	PF	A	TO	BLK	STL	PTS	AVG	
Delaware St.	11/04/2024	83-60	W	26-55	.473	9-28	.321	22-33	.667	14	27	41	41.0	21	20	16	5	6	83	83.0	
USC Upstate	11/08/2024	93-74	W	31-62	.500	8-21	.381	23-30	.767	12	20	32	36.5	16	14	7	3	3	93	88.0	
Total		176		57-117	.487	17-49	.347	45-63	.714	26	47	73	36.5	37	34	23	8	9	176	88.0	
Opponents		134		45-103	.437	12-31	.387	32-43	.744	14	39	53	26.5	45	24	33	4	12	134	67.0	

Virginia Tech Averages

Games Played	Points/ game	FG Pct	3FG Pct	FT Pct	Rebounds/ game	Assists/ game	Turnovers/ game	Assist/Turnover ratio	Steals/ game	Blocks/ game
2	88.0	48.7	34.7	71.4	36.5	17.0	11.5	1.5	4.5	4.0

OPPONENTS GAME-BY-GAME

				Total		3-Pointers		Free throws		Rebounds											
Opponent	Date	Score		FG-FGA	PCT	3FG-3FGA	PCT	FT-FTA	PCT	OFF	DEF	TOT	AVG	PF	A	TO	BLK	STL	PTS	AVG	
Delaware St.	11/04/2024	83-60	W	17-49	.347	3-10	.300	23-30	.767	10	19	29	29.0	23	8	16	1	9	60	60.0	
USC Upstate	11/08/2024	93-74	W	28-54	.519	9-21	.429	9-13	.692	4	20	24	26.5	22	16	17	3	3	74	67.0	
Total		134		45-103	.437	12-31	.387	32-43	.744	14	39	53	26.5	45	24	33	4	12	134	67.0	
Virginia Tech		176		57-117	.487	17-49	.347	45-63	.714	26	47	73	36.5	37	34	23	8	9	176	88.0	

Opponents Averages

Games Played	Points/game	FG Pct	3FG Pct	FT Pct	Rebounds/game	Assists/game	Turnovers/game	Assist/Turnover ratio	Steals/game	Blocks/game
2	67.0	43.7	38.7	74.4	26.5	12.0	16.5	0.7	6.0	2.0

TEAM CATEGORY LEADERS

Points

##	Player	G	Pts	Pts/G
34	Poteat, Mylyjael	2	33	16.5
1	Lawal, Tobi	2	33	16.5
3	Young, Jaydon	2	27	13.5
7	Rechsteiner, Brandon	2	25	12.5
10	Johnson, Tyler	2	24	12.0
2	Schutt, Jaden	2	19	9.5
5	Wessler, Patrick	2	4	2.0
11	Hammond, Ben	2	4	2.0
21	Jones Jr., Ryan	2	4	2.0
13	Burnham, Ben	2	3	1.5

Scoring Average

##	Player	G	Pts	Pts/G
34	Poteat, Mylyjael	2	33	16.5
1	Lawal, Tobi	2	33	16.5
3	Young, Jaydon	2	27	13.5
7	Rechsteiner, Brandon	2	25	12.5
10	Johnson, Tyler	2	24	12.0
2	Schutt, Jaden	2	19	9.5
5	Wessler, Patrick	2	4	2.0
11	Hammond, Ben	2	4	2.0
21	Jones Jr., Ryan	2	4	2.0
13	Burnham, Ben	2	3	1.5

Field Goal Percentage

##	Player	FG	Att	Pct
21	Jones Jr., Ryan	2	2	1.000
34	Poteat, Mylyjael	11	15	.733
1	Lawal, Tobi	10	15	.667
10	Johnson, Tyler	9	15	.600
7	Rechsteiner, Brandon	9	18	.500
5	Wessler, Patrick	1	2	.500
2	Schutt, Jaden	6	14	.429
11	Hammond, Ben	2	6	.333
3	Young, Jaydon	7	23	.304

Field Goal Attempts

##	Player	G	Att	Att/G
3	Young, Jaydon	2	23	11.5
7	Rechsteiner, Brandon	2	18	9.0
34	Poteat, Mylyjael	2	15	7.5
1	Lawal, Tobi	2	15	7.5
10	Johnson, Tyler	2	15	7.5

Field Goals Made

##	Player	G	Made	Made/G
34	Poteat, Mylyjael	2	11	5.5
1	Lawal, Tobi	2	10	5.0
7	Rechsteiner, Brandon	2	9	4.5
10	Johnson, Tyler	2	9	4.5
3	Young, Jaydon	2	7	3.5

3-Point FG Percentage

##	Player	3FG	Att	Pct
7	Rechsteiner, Brandon	5	10	.500
3	Young, Jaydon	6	14	.429
2	Schutt, Jaden	4	10	.400
1	Lawal, Tobi	2	6	.333

3-Point FG Attempts

##	Player	G	Att	Att/G
3	Young, Jaydon	2	14	7.0
7	Rechsteiner, Brandon	2	10	5.0
2	Schutt, Jaden	2	10	5.0
1	Lawal, Tobi	2	6	3.0
10	Johnson, Tyler	2	3	1.5

3-Point FG Made

##	Player	G	Made	Made/G
3	Young, Jaydon	2	6	3.0
7	Rechsteiner, Brandon	2	5	2.5
2	Schutt, Jaden	2	4	2.0
1	Lawal, Tobi	2	2	1.0

TEAM CATEGORY LEADERS

Free Throw Percentage

##	Player	Made	Att	Pct
5	Wessler, Patrick	2	2	1.000
1	Lawal, Tobi	11	13	.846
3	Young, Jaydon	7	9	.778
13	Burnham, Ben	3	4	.750
34	Poteat, Mylyjael	11	16	.688
7	Rechsteiner, Brandon	2	3	.667
10	Johnson, Tyler	6	10	.600
2	Schutt, Jaden	3	6	.500

Free Throw Attempts

##	Player	G	Att	Att/G
34	Poteat, Mylyjael	2	16	8.0
1	Lawal, Tobi	2	13	6.5
10	Johnson, Tyler	2	10	5.0
3	Young, Jaydon	2	9	4.5
2	Schutt, Jaden	2	6	3.0

Free Throws Made

##	Player	G	Made	Made/G
34	Poteat, Mylyjael	2	11	5.5
1	Lawal, Tobi	2	11	5.5
3	Young, Jaydon	2	7	3.5
10	Johnson, Tyler	2	6	3.0
2	Schutt, Jaden	2	3	1.5

Rebounds

##	Player	G	Reb	Reb/G
1	Lawal, Tobi	2	16	8.0
34	Poteat, Mylyjael	2	10	5.0
10	Johnson, Tyler	2	10	5.0
13	Burnham, Ben	2	9	4.5
2	Schutt, Jaden	2	7	3.5

Assists

##	Player	G	Ast	Ast/G
7	Rechsteiner, Brandon	2	7	3.5
34	Poteat, Mylyjael	2	6	3.0
3	Young, Jaydon	2	6	3.0
2	Schutt, Jaden	2	6	3.0
11	Hammond, Ben	2	4	2.0

Rebounds Average

##	Player	G	Reb	Reb/G
1	Lawal, Tobi	2	16	8.0
34	Poteat, Mylyjael	2	10	5.0
10	Johnson, Tyler	2	10	5.0
13	Burnham, Ben	2	9	4.5
2	Schutt, Jaden	2	7	3.5

Steals

##	Player	G	Stl	Stl/G
2	Schutt, Jaden	2	3	1.5
1	Lawal, Tobi	2	2	1.0
11	Hammond, Ben	2	2	1.0
7	Rechsteiner, Brandon	2	1	0.5
10	Johnson, Tyler	2	1	0.5

Offensive Rebounds

##	Player	G	OReb	OReb/G
1	Lawal, Tobi	2	6	3.0
13	Burnham, Ben	2	5	2.5
34	Poteat, Mylyjael	2	4	2.0
10	Johnson, Tyler	2	3	1.5
7	Rechsteiner, Brandon	2	1	0.5

Blocked Shots

##	Player	G	Blk	Blk/G
1	Lawal, Tobi	2	4	2.0
34	Poteat, Mylyjael	2	2	1.0
10	Johnson, Tyler	2	1	0.5
5	Wessler, Patrick	2	1	0.5

Defensive Rebounds

##	Player	G	DReb	DReb/G
1	Lawal, Tobi	2	10	5.0
10	Johnson, Tyler	2	7	3.5
34	Poteat, Mylyjael	2	6	3.0
2	Schutt, Jaden	2	6	3.0
3	Young, Jaydon	2	5	2.5

Minutes

##	Player	G	Min	Min/G
3	Young, Jaydon	2	58	29:03
7	Rechsteiner, Brandon	2	57	28:22
1	Lawal, Tobi	2	52	25:49
2	Schutt, Jaden	2	52	25:45
34	Poteat, Mylyjael	2	50	25:04

TEAM CATEGORY LEADERS

Fouls

##	Player	G	PF	PF/G
34	Poteat, Mylyjael	2	6	3.0
7	Rechsteiner, Brandon	2	6	3.0
2	Schutt, Jaden	2	6	3.0
1	Lawal, Tobi	2	5	2.5
10	Johnson, Tyler	2	4	2.0

Turnovers

##	Player	G	TO	TO/G
1	Lawal, Tobi	2	6	3.0
34	Poteat, Mylyjael	2	3	1.5
7	Rechsteiner, Brandon	2	3	1.5
3	Young, Jaydon	2	2	1.0
10	Johnson, Tyler	2	2	1.0

Foul Outs

##	Player	G	FO
----	--------	---	----

TEAM GAME HIGHS

Virginia Tech - Game Highs

POINTS	93		USC Upstate (11/08/2024)
	83		Delaware St. (11/04/2024)
FIELD GOALS MADE	31		USC Upstate (11/08/2024)
	26		Delaware St. (11/04/2024)
FIELD GOAL ATTEMPTS	62		USC Upstate (11/08/2024)
	55		Delaware St. (11/04/2024)
FIELD GOAL PERCENTAGE	.500	(31-62)	USC Upstate (11/08/2024)
	.473	(26-55)	Delaware St. (11/04/2024)
3 PT FG MADE	9		Delaware St. (11/04/2024)
	8		USC Upstate (11/08/2024)
3 PT FG ATTEMPTS	28		Delaware St. (11/04/2024)
	21		USC Upstate (11/08/2024)
3 PT FG PERCENTAGE	.381	(8-21)	USC Upstate (11/08/2024)
	.321	(9-28)	Delaware St. (11/04/2024)
FREE THROWS MADE	23		USC Upstate (11/08/2024)
	22		Delaware St. (11/04/2024)
FREE THROW ATTEMPTS	33		Delaware St. (11/04/2024)
	30		USC Upstate (11/08/2024)
FREE THROW PERCENTAGE	.767	(23-30)	USC Upstate (11/08/2024)
	.667	(22-33)	Delaware St. (11/04/2024)
REBOUNDS	41		Delaware St. (11/04/2024)
	32		USC Upstate (11/08/2024)
ASSISTS	20		Delaware St. (11/04/2024)
	14		USC Upstate (11/08/2024)
STEALS	6		Delaware St. (11/04/2024)
	3		USC Upstate (11/08/2024)
BLOCKED SHOTS	5		Delaware St. (11/04/2024)
	3		USC Upstate (11/08/2024)
TURNOVERS	16		Delaware St. (11/04/2024)
	7		USC Upstate (11/08/2024)
FOULS	21		Delaware St. (11/04/2024)
	16		USC Upstate (11/08/2024)

OPPONENT GAME HIGHS
Opponent - Game Highs

POINTS	74		USC Upstate (11/08/2024)
	60		Delaware St. (11/04/2024)
FIELD GOALS MADE	28		USC Upstate (11/08/2024)
	17		Delaware St. (11/04/2024)
FIELD GOAL ATTEMPTS	54		USC Upstate (11/08/2024)
	49		Delaware St. (11/04/2024)
FIELD GOAL PERCENTAGE	.519	(28-54)	USC Upstate (11/08/2024)
	.347	(17-49)	Delaware St. (11/04/2024)
3 PT FG MADE	9		USC Upstate (11/08/2024)
	3		Delaware St. (11/04/2024)
3 PT FG ATTEMPTS	21		USC Upstate (11/08/2024)
	10		Delaware St. (11/04/2024)
3 PT FG PERCENTAGE	.429	(9-21)	USC Upstate (11/08/2024)
	.300	(3-10)	Delaware St. (11/04/2024)
FREE THROWS MADE	23		Delaware St. (11/04/2024)
	9		USC Upstate (11/08/2024)
FREE THROW ATTEMPTS	30		Delaware St. (11/04/2024)
	13		USC Upstate (11/08/2024)
FREE THROW PERCENTAGE	.767	(23-30)	Delaware St. (11/04/2024)
	.692	(9-13)	USC Upstate (11/08/2024)
REBOUNDS	29		Delaware St. (11/04/2024)
	24		USC Upstate (11/08/2024)
ASSISTS	16		USC Upstate (11/08/2024)
	8		Delaware St. (11/04/2024)
STEALS	9		Delaware St. (11/04/2024)
	3		USC Upstate (11/08/2024)
BLOCKED SHOTS	3		USC Upstate (11/08/2024)
	1		Delaware St. (11/04/2024)
TURNOVERS	17		USC Upstate (11/08/2024)
	16		Delaware St. (11/04/2024)
FOULS	23		Delaware St. (11/04/2024)
	22		USC Upstate (11/08/2024)

TEAM GAME LOWS

Virginia Tech - Game Lows

POINTS	83		Delaware St. (11/04/2024)
	93		USC Upstate (11/08/2024)
FIELD GOALS MADE	26		Delaware St. (11/04/2024)
	31		USC Upstate (11/08/2024)
FIELD GOAL ATTEMPTS	55		Delaware St. (11/04/2024)
	62		USC Upstate (11/08/2024)
FIELD GOAL PERCENTAGE	.473	(26-55)	Delaware St. (11/04/2024)
	.500	(31-62)	USC Upstate (11/08/2024)
3 PT FG MADE	8		USC Upstate (11/08/2024)
	9		Delaware St. (11/04/2024)
3 PT FG ATTEMPTS	21		USC Upstate (11/08/2024)
	28		Delaware St. (11/04/2024)
3 PT FG PERCENTAGE	.321	(9-28)	Delaware St. (11/04/2024)
	.381	(8-21)	USC Upstate (11/08/2024)
FREE THROWS MADE	22		Delaware St. (11/04/2024)
	23		USC Upstate (11/08/2024)
FREE THROW ATTEMPTS	30		USC Upstate (11/08/2024)
	33		Delaware St. (11/04/2024)
FREE THROW PERCENTAGE	.667	(22-33)	Delaware St. (11/04/2024)
	.767	(23-30)	USC Upstate (11/08/2024)
REBOUNDS	32		USC Upstate (11/08/2024)
	41		Delaware St. (11/04/2024)
ASSISTS	14		USC Upstate (11/08/2024)
	20		Delaware St. (11/04/2024)
STEALS	3		USC Upstate (11/08/2024)
	6		Delaware St. (11/04/2024)
BLOCKED SHOTS	3		USC Upstate (11/08/2024)
	5		Delaware St. (11/04/2024)
TURNOVERS	7		USC Upstate (11/08/2024)
	16		Delaware St. (11/04/2024)
FOULS	16		USC Upstate (11/08/2024)
	21		Delaware St. (11/04/2024)

OPPONENT GAME LOWS

Opponent - Game Lows

POINTS	60		Delaware St. (11/04/2024)
	74		USC Upstate (11/08/2024)
FIELD GOALS MADE	17		Delaware St. (11/04/2024)
	28		USC Upstate (11/08/2024)
FIELD GOAL ATTEMPTS	49		Delaware St. (11/04/2024)
	54		USC Upstate (11/08/2024)
FIELD GOAL PERCENTAGE	.347	(17-49)	Delaware St. (11/04/2024)
	.519	(28-54)	USC Upstate (11/08/2024)
3 PT FG MADE	3		Delaware St. (11/04/2024)
	9		USC Upstate (11/08/2024)
3 PT FG ATTEMPTS	10		Delaware St. (11/04/2024)
	21		USC Upstate (11/08/2024)
3 PT FG PERCENTAGE	.300	(3-10)	Delaware St. (11/04/2024)
	.429	(9-21)	USC Upstate (11/08/2024)
FREE THROWS MADE	9		USC Upstate (11/08/2024)
	23		Delaware St. (11/04/2024)
FREE THROW ATTEMPTS	13		USC Upstate (11/08/2024)
	30		Delaware St. (11/04/2024)
FREE THROW PERCENTAGE	.692	(9-13)	USC Upstate (11/08/2024)
	.767	(23-30)	Delaware St. (11/04/2024)
REBOUNDS	24		USC Upstate (11/08/2024)
	29		Delaware St. (11/04/2024)
ASSISTS	8		Delaware St. (11/04/2024)
	16		USC Upstate (11/08/2024)
STEALS	3		USC Upstate (11/08/2024)
	9		Delaware St. (11/04/2024)
BLOCKED SHOTS	1		Delaware St. (11/04/2024)
	3		USC Upstate (11/08/2024)
TURNOVERS	16		Delaware St. (11/04/2024)
	17		USC Upstate (11/08/2024)
FOULS	22		USC Upstate (11/08/2024)
	23		Delaware St. (11/04/2024)

BOX SCORES

GAME 1: DELAWARE STATE

<div><div><div>NCAA</div><div>Official Basketball Box Score - Final</div><div>Delaware State at Virginia Tech</div><div>11/04/24 Cassell Coliseum, Blacksburg, Va.</div><div>2024-25 Men's Basketball</div></div><div><div>Game Time: 8:01 PM</div><div>Game Duration: 2:17</div><div>Attendance: 4,453</div></div></div> <div>Officiate: Sean Huff, Leslie Jones, Chandler Burton</div>														<div><div><div>NCAA</div><div>Official Basketball Box Score - Final</div><div>USC Upstate at Virginia Tech</div><div>11/08/24 Cassell Coliseum, Blacksburg, Va.</div><div>2024-25 Men's Basketball</div></div><div><div>Game Time: 1:32 PM</div><div>Game Duration: 2:08</div><div>Attendance: 6,327</div></div></div> <div>Officiate: Clarence Armstrong, Ryan Sassano, Chase Saw</div>													
Delaware State - 60														USC Upstate - 74													
Record: 0-1														Record: 1-2													
NO. Name														NO. Name													
Min														Min													
FG														FG													
M-A														M-A													
3P														3P													
M-A														M-A													
FT														FT													
M-A														M-A													
Rebounds														Rebounds													
OR DR TOT														OR DR TOT													
Fouls														Fouls													
PF FD														PF FD													
TP														TP													
AS														AS													
TO														TO													
ST														ST													
Blocks														Blocks													
BS BA														BS BA													
+/-														+/-													
1 st FG% 12-30 40.0%														1 st FG% 12-27 44.4%													
3PT% 3-7 42.9%														3PT% 5-10 50.0%													
FT% 5-8 62.5%														FT% 3-3 100%													
2 nd FG% 5-19 26.3%														2 nd FG% 16-28 57.1%													
3PT% 0-3 0.0%														3PT% 4-11 36.4%													
FT% 18-22 81.8%														FT% 6-10 60%													
GM FG% 17-49 34.7%														GM FG% 28-55 50.9%													
3PT% 3-10 30.0%														3PT% 9-21 42.9%													
FT% 23-30 76.7%														FT% 9-13 69.2%													
Dead Ball Rebounds: 2, 1														Dead Ball Rebounds: 4, 1													
Team														Team													
Totals														Totals													
17-49 3-10 23-30 10 19 29 23 21 60 8 16 9 1 5 -23														28-55 9-21 9-13 5 20 25 22 16 74 15 17 3 3 3 -19													
Technical Fouls: NONE														Technical Fouls: NONE													
Virginia Tech - 83														Virginia Tech - 83													
Record: 1-0														Record: 2-0													
NO. Name														NO. Name													
Min														Min													
FG														FG													
M-A														M-A													
3P														3P													
M-A														M-A													
FT														FT													
M-A														M-A													
Rebounds														Rebounds													
OR DR TOT														OR DR TOT													
Fouls														Fouls													
PF FD														PF FD													
TP														TP													
AS														AS													
TO														TO													
ST														ST													
Blocks														Blocks													
BS BA														BS BA													
+/-														+/-													
1 st FG% 13-27 48.1%														1 st FG% 13-32 40.6%													
3PT% 7-17 41.2%														3PT% 4-12 33.3%													
FT% 7-14 50%														FT% 7-10 70%													
2 nd FG% 13-28 46.4%														2 nd FG% 18-30 60.0%													
3PT% 2-11 18.2%														3PT% 4-9 44.4%													
FT% 15-19 78.9%														FT% 16-20 80%													
GM FG% 26-55 47.3%														GM FG% 31-62 50.0%													
3PT% 9-28 32.1%														3PT% 8-21 38.1%													
FT% 22-33 66.7%														FT% 23-30 76.7%													
Dead Ball Rebounds: 6, 0														Dead Ball Rebounds: 5, 2													
Team														Team													
Totals														Totals													
26-55 9-28 22-33 14 27 41 21 23 83 20 16 6 5 1 23														31-62 8-21 23-30 12 20 32 16 22 93 14 7 3 3 3 19													
Technical Fouls: NONE														Technical Fouls: NONE													
DSU Hokies														SCU Hokies													
Biggest lead														Biggest lead													
0 (1 st 20:00) 25 (2 nd 0:33)														14 (1 st 13:26) 21 (2 nd 0:57)													
Best Scoring Run														Best Scoring Run													
8 (1 st 5:50) 8 (1 st 13:10)														16 (1 st 13:26) 11 (1 st 10:02)													
Lead Changes														Lead Changes													
0														2													
Times Tied														Times Tied													
0														2													
Time with Lead														Time with Lead													
00:00 38:44														15:34 22:02													
Points from														Points from													
Turnovers														Turnovers													
DSU 17														SCU 8													
Hokies 14														Hokies 16													
Paint														Paint													
20 32														32 38													
Second Chance														Second Chance													
8 12														7 17													
Fast Breaks														Fast Breaks													
6 5														5 6													
Bench														Bench													
16 18														11 21													
Period by Period Scoring														Period by Period Scoring													
1st 2nd TOT														1st 2nd TOT													
DSU 32 28 60														SCU 37 56 93													
Hokies 40 43 83														Hokies 37 56 93													

GAME 3: WINTHROP

GAME 4: PENN STATE



TOBI LAWAL
JR. • F • 6-8 • 215
LONDON, ENGLAND
VCU



JADEN SCHUTT
R-SO. • G • 6-5 • 205
YORKVILLE, ILL.
DUKE



JAYDON YOUNG
SO. • G • 6-4 • 205
GOLDSBORO, N.C.
GREENSBORO DAY SCHOOL



RODNEY BROWN JR.
SO. • G • 6-6 • 185
PERRIS, CALIF.
CAL



PATRICK WESSLER
R-SO. • C • 7-0 • 250
MATTHEWS, N.C.
COMBINE ACADEMY



BRANDON RECHSTEINER
SO. • G • 6-1 • 190
ACWORTH, GA.
ETOWAH



PETER CARR
FR. • G • 6-5 • 205
WEST CHESTER, PA.
WEST CHESTER EAST



CONNER VENABLE
SO. • G • 6-3 • 195
WASHINGTON, D.C.
THE HEIGHTS SCHOOL



TYLER JOHNSON
FR. • G • 6-5 • 215
ORLANDO, FLA.
OAK RIDGE



BEN HAMMOND
FR. • G • 5-11 • 170
FAIRFAX, VA.
PAUL VI



BEN BURNHAM
SR. • F • 6-7 • 220
FORT MILL, S.C.
COLLEGE OF CHARLESTON



RYAN JONES JR.
FR. • F • 6-8 • 240
GAINESVILLE, FLA.
THE ROCK SCHOOL



CONNOR SERVEN
GR. • F • 6-8 • 225
PRAIRIE CITY, ILL.
EASTERN MICHIGAN



MYLYJAEI POTEAT
GR. • F • 6-9 • 260
REIDSVILLE, N.C.
RICE



MIKE YOUNG
HEAD COACH
6TH SEASON



J.D. BYERS
ASSISTANT COACH
2ND SEASON



KEVIN GILTNER
ASSISTANT COACH
6TH SEASON



CHRISTIAN WEBSTER
ASSISTANT COACH
9TH SEASON