

## THE MATCHUP

### VIRGINIA TECH HOKIES

3-1, 0-0 ACC

**Head Coach:** Mike Young (Emory & Henry, 1986)  
**Record at Virginia Tech:** 95-67 (6th Season)  
**Career Record:** 394-311 (23rd Season)  
**vs. Jacksonville:** 2-0 (0-0 at VT)

VS

### JACKSONVILLE DOLPHINS

2-2, 0-0 ASUN

**Head Coach:** Jordan Mincy (Kent State, 2009)  
**Record at Jacksonville:** 52-45 (4th Season)  
**Career Record:** Same  
**vs. Virginia Tech:** 1st Meeting

GAME 5 | VIRGINIA TECH vs. JACKSONVILLE - NOV. 20, 2024 | 7PM | ACCNX | BLACKSBURG, VA. | CASSELL COLISEUM (8,925)



@HokiesMBB

## BROADCAST INFORMATION

### TV | ACCNX

Evan Hughes, PxP  
Mack McCarthy, Analyst

### RADIO | VT Sports Network

Zach Mackey, PxP  
Mike Burnop, Analyst

### VIDEO STREAM

ESPN.com and ESPN app

### LIVE STATS

stats.hokiesports.com



@JAX\_MBB

## PROJECTED STARTERS

Virginia Tech	Ht.	Wt.	Yr.	Hometown	PPG	RPG	Other
G 7 Brandon Rechsteiner	6-1	190	So.	Acworth, Ga.	8.8	1.0	Career-high 19p vs. USC Upstate
G 3 Jaydon Young	6-4	205	So.	Goldsboro, N.C.	8.8	2.5	Career-high 14p vs. USC Upstate
G 2 Jaden Schutt	6-5	205	r-So.	Yorkville, Ill.	11.0	3.3	Career-high 17p vs. Winthrop
F 1 Tobi Lawal	6-8	215	Jr.	London, England	12.8	8.8	Career-high 23 points vs. DSU
C 34 Mylyjael Poteat	6-9	260	Gr.	Reidsville, N.C.	13.3	3.8	Career-high 19p vs. USC Upstate



## KEY STORYLINES

### THE MATCHUP

- Virginia Tech leads the all-time series with Jacksonville, 4-1.
- Wednesday's matchup between the Hokies and the Dolphins will be the first meeting since Dec. 20, 1986 – a game in which Tech won 79-77 but would later forfeit. The result was part of two forfeits that season stemming from the use of an ineligible player, Russell Pierre. A transfer from NC State, Pierre was thought to be eligible upon the conclusion of the fall semester on Dec. 19 but he lacked one credit of meeting eligibility requirements.
- Three of the five all-time meetings have been decided

by double digits.

- This is just the second meeting between the two schools in Blacksburg. The only other encounter at Cassell Coliseum was Jan. 17, 1976 when the Hokies defeated the Dolphins, 86-58.
- No. 8 seed Tech squared off with No. 9 seed Jacksonville in the first round of the 1979 NCAA Tournament in Lawrence, Kansas. VT beat Jacksonville, 70-53, on March 9, 1979.

### FUN IN THE SUN

- As part of the Fort Myers Tip-Off, each team from the Beach Division will host a team from the Palms

Division in an on-campus contest this week prior to leaving for Fort Myers. Below are the matchups

### Fort Myers Tip-Off On-Campus Games

November 18  
Miami (OH) at Michigan

November 20  
Jacksonville at Virginia Tech  
Siena at Xavier

November 21  
Mercer at South Carolina



## 2024-25 SCHEDULE

### RECORD

3-1

#### ACC

0-0

#### NON-CONFERENCE

3-1

#### HOME

3-0

#### AWAY

0-0

#### NEUTRAL

0-1

Date	Opponent	TV	Time/Result
11/4	Delaware State	ACCNX	W, 83-60
11/8	USC Upstate	ACCNX	W, 93-74
11/11	Winthrop	ACCNX	W, 58-52
11/15	Penn State <sup>1</sup>	Peacock	L, 86-64
11/20	Jacksonville <sup>2</sup>	ACCNX	7 PM
11/25	Michigan <sup>3</sup>	FS1	6 PM
11/27	South Carolina/Xavier <sup>3</sup>	FS1	-

12/4	Vanderbilt <sup>4</sup>	ACCN	9:15 PM
12/7	Pitt * <sup>5</sup>	ESPNU	2 PM
12/12	North Carolina A&T	ACCNX	7 PM
12/15	Navy	ACCNX	12 PM
12/21	Saint Joseph's <sup>5</sup>	CBSN	12 PM
12/31	Duke *	ACCN	4:30 PM

1/4	Miami *	ACCN	2 PM
1/8	at Stanford *	ACCN	9 PM
1/11	at Cal *	ACCN	6 PM
1/15	NC State *	ESPNU	7 PM
1/18	Wake Forest *	ACCN	2 PM
1/22	at Georgia Tech *	-	7 PM
1/25	Clemson *	ACCN	5 PM
1/29	at Florida State *	ACCN	7 PM

2/1	at Virginia *	ACCN	4 PM
2/5	SMU *	ACCN	9 PM
2/8	at Notre Dame *	CW	1 PM
2/15	Virginia *	CW	2 PM
2/18	at Boston College *	ACCN	9 PM
2/22	at Miami *	ACCN	6 PM
2/25	Louisville *	ACCN	9 PM

3/1	Syracuse *	CW	12 PM
3/4	North Carolina *	-	7 PM
3/8	at Clemson *	ESPNU	6 PM
3/11-15	ACC Tournament <sup>6</sup>	-	-

All Times Eastern

\* - ACC Game

1 - Hall of Fame Series Baltimore (Baltimore, Md.)

2 - Fort Myers Tip-Off (Blacksburg, Va.)

3 - Fort Myers Tip-Off (Fort Myers, Fla.)

4 - SEC/ACC Challenge (Blacksburg, Va.)

5 - Holiday Hoopfest (Philadelphia, Pa.)

6 - ACC Tournament (Charlotte, N.C.)



## CONTACT INFO

**Brian Cox** | Phone: (540) 250-0624  
Email: bcox90@vt.edu  
Associate AD, Creative Communications

## QUICK FACTS

### THE BASICS

University Name: Virginia Tech  
Location: Blacksburg, Va.  
Founded: 1872  
Enrollment: 38,000  
President: Dr. Tim Sands  
Director of Athletics: Whit Babcock  
Nickname: Hokies  
Mascot: HokieBird  
Colors: Chicago Maroon and Burnt Orange  
Affiliation: NCAA Division I  
Conference: Atlantic Coast (19th Season)

### FACILITY FACTS

CASSELL COLISEUM  
Capacity: 8,925  
Record in Arena: 666-214 (.757)  
First Game: VT vs. Alabama (Jan. 3, 1962)  
Largest Crowd: 11,500 (vs. Purdue, Dec. 3, 1966)

### TEAM INFORMATION

2023-24 Record: 19-15  
Home/Away/Neutral: 15-2-10/2-3  
Conference Record: 10-10  
Home/Away: 8-2-2-8  
Conference Finish: 18th  
Conference Tournament: Second Round  
Starters Returning/Lost: 0/5  
Letterwinners Returning/Lost: 5/9  
Newcomers: 9

Total seasons: 117  
First season: 1908-09  
All-Time Record: 1,559-1,288  
All-Time ACC Record: 156-191  
All-Time ACC Tournament Record: 15-19  
ACC Championship Game Appearances (Titles): 1 (1 - 2022)  
NCAA Tournament Appearances (Last): 13 (2022)  
All-Time NCAA Record: 8-13



## MEDIA INFORMATION

### CREDENTIALS

Outlets interested in obtaining credentials to cover Virginia Tech basketball home games must apply for credentials via: [media.hokiesports.com/credentials](http://media.hokiesports.com/credentials).

You may also email: [bcx90@vt.edu](mailto:bcx90@vt.edu).

All credentials for Virginia Tech home games this season will be issued on a single-game basis, and media seating is extremely limited.

### INTERVIEW POLICY

During ACC play, Mike Young conducts weekly media press conferences, via Zoom. To request the Zoom link for a particular week, please email Brian Cox ([bcx90@vt.edu](mailto:bcx90@vt.edu)).

**Gamedays:** Coach Mike Young and select players will be available to the media following a 10-minute cooling off period after the game. For home games, interviews of Coach Young and players will be conducted in-person in the Cassell Coliseum media center.

**Non-Gamedays:** All coach and player interview requests need to be arranged through the Virginia Tech Creative Communications Office - contact Brian Cox (c. 540-250-0624; e. [bcx90@vt.edu](mailto:bcx90@vt.edu)). Players and coaches should not be contacted directly under any circumstances.



## 2024-25 VIRGINIA TECH NUMERICAL ROSTER

No.	Name	Cl.	Pos.	Ht.	Wt.	Hometown	Previous School
1	Tobi Lawal	Jr.	F	6-8	215	London, England	VCU
2	Jaden Schutt	r-So.	G	6-5	205	Yorkville, Ill.	Duke
3	Jaydon Young	So.	G	6-4	205	Goldsboro, N.C.	Greensboro Day School
4	Rodney Brown Jr.	So.	G	6-6	185	Perris, Calif.	Cal
5	Patrick Wessler	r-So.	C	7-0	250	Matthews, N.C.	Combine Academy
7	Brandon Rechsteiner	So.	G	6-1	190	Acworth, Ga.	Etowah
8	Peter Carr	Fr.	G	6-5	205	West Chester, Pa.	West Chester East
9	Conner Venable	So.	G	6-3	195	Washington, D.C.	The Heights School
10	Tyler Johnson	Fr.	G	6-5	215	Orlando, Fla.	Oak Ridge
11	Ben Hammond	Fr.	G	5-11	170	Fairfax, Va.	Paul VI
13	Ben Burnham	Sr.	F	6-7	220	Fort Mill, S.C.	College of Charleston
21	Ryan Jones Jr.	Fr.	F	6-8	240	Gainesville, Fla.	The Rock School
22	Connor Serven	Gr.	F	6-8	225	Prairie City, Ill.	St. Rita
34	Mylyjael Poteat	Gr.	F	6-9	260	Reidsville, N.C.	Rice

## COACHING & SUPPORT STAFF

**Head Coach:** Mike Young (Emory & Henry, 1986)

**Record at VT:** 95-67 (6th Year)

**Overall Record:** 394-311 (23rd Year)

**Assistant Coach:** J.D. Byers (2nd Year)

**Assistant Coach:** Kevin Giltner (6th Year)

**Assistant Coach:** Christian Webster (9th Year)

**Chief of Staff:** Stephanie Ballein (6th Year)

**Special Assistant to the Head Coach:** Ace Custis (6th Year)

**Recruiting Coordinator:** Blake Wetherington (1st Year)

**Director of Player Personnel:** Eli Atzenhoffer (1st Year)

**Strength & Conditioning:** David Jackson (17th Year)

**Athletic Trainer:** Hisham Ziyout (6th Year)

## PRONUNCIATION GUIDE

<b>Tobi Lawal</b>	TOE-bee Luh-WOWL
<b>Jaden Schutt</b>	SHOOT
<b>Brandon Rechsteiner</b>	WRECK-stein-er
<b>Mylyjael Poteat</b>	Muh-LIE-juhl POH-teet
<b>Kevin Giltner</b>	GUILT-ner
<b>Stephanie Ballein</b>	BUH-len
<b>Hisham Ziyout</b>	HE-shahm ZEE-yout

## ROSTER BY CLASS

Freshmen (4)	Sophomores (6)	Juniors (1)	Seniors (3)
Peter Carr	Rodney Brown Jr.	Tobi Lawal	Ben Burnham
Ben Hammond	Brandon Rechsteiner		Mylyjael Poteat*
Tyler Johnson	Jaden Schutt*		Connor Serven^
Ryan Jones Jr.	Conner Venable		
	Patrick Wessler*		
	Jaydon Young		

\* = Redshirt

^ = Graduate Student

## SOCIAL





## BY THE NUMBERS

23

VT head coach **Mike Young** enters his **Jordan Year** as a head coach, and sixth in Blacksburg. He's **five wins** shy of **100** at the helm of the Hokies.

25

The Hokies received a **season-high 25 points** from their **bench** against Penn State last Friday, led by a **season-high eight points** from **Ben Burnham**.

4

Tech has out-rebounded its opponents in each of the first **four games** for the first time since 2016-17. The Hokies carry a +9.5 rebounding margin into Wednesday night.

## NOTEWORTHY

## TROUBLESOME TURNS

- In a program that prides itself in taking care of the ball, head coach Mike Young was beside himself to say the least after Friday's 86-64 loss to Penn State where the Hokies committed a season-high 24 turnovers.
- "We spent an inordinate amount of time on the press and Mike (Rhoades) does a very good job with it," Young said. "I think we kicked it one time against the press. Twenty-four turnovers, I'm not sure I've had 24 turnovers in my career, but we did tonight."
- It was the most turnovers in a single game since Tech turned the ball over 25 times at West Virginia on Dec. 30, 2014.
- You have to go back to the 2003-04 season to find the last time a Mike Young-coached team had more than 24 turnovers.

Opponent	Date	Turnovers
vs. Lynchburg	1/14/04	32
at Texas	12/4/03	28
at App State	1/10/04	26
at Furman	1/24/04	25

- The Hokies finished with more fouls (28) and turnovers (24) than made field goals (20) against Penn State.

## NOT YOUR TYPICAL FRESHMAN

- Mike Young called Tyler Johnson a "fierce offensive rebounder" during a preseason media availability. The freshman from Orlando, Fla. lived up to that billing against Winthrop, going for a season-high 10 rebounds, including six on the offensive glass.
- He became the first VT true freshman with at least 10-plus rebounds in a single game since Khadim Sy vs. New Mexico on Nov. 24, 2016.
- "He's got a nose for it and he will knock your head off," Young said of Johnson. "He's tough, he's physical, he's a good basketball player."

## QUANTUM LEAP FORWARD DEFENSIVELY

- The Hokies had their best defensive performance of the season Nov. 11 against Winthrop, holding the Eagles to 20 of 58 shooting (34.5%), including a 5 of 32 clip (15.6%) from downtown.
- "We had to take a quantum leap forward defensively and we did that," Young said. "... I thought we were next to deplorable on Friday against USC Upstate. Take a lot

of pride in that. The ball's getting all the way to the rim, we weren't very connected and I thought the complete flip of that was tonight."

- It was Tech's first win when scoring 59 points or fewer since the 12th-ranked Hokies defeated 23rd-ranked NC State on the road 47-24 on Feb. 2, 2019. VT had lost 19 in a row between those two games when scoring 59 or below.

## SIXTH SENSE

- Tech featured six double-figure scorers against USC Upstate on Nov. 8, headlined by a career-high 19 points apiece from Mylyjael Poteat and Brandon Rechsteiner.

Name	Total Points
Mylyjael Poteat	19
Brandon Rechsteiner	19
Tyler Johnson	16
Jaydon Young	14
Tobi Lawal	10
Jaden Schutt	10

- It marked the first time at least six Hokies scored double figures since Feb. 17, 2024 at No. 7 North Carolina.
- There have been three times under Mike Young that Tech had six double-figure scorers.

Opponent	Date	#
vs. USC Upstate	11/8/24	6
at No. 7 North Carolina	2/17/24	6
vs. Cornell	12/8/21	7

## LA-WOW FACTOR

- Tobi Lawal was impressive in his Tech debut Nov. 4 vs. Delaware State. The VCU transfer recorded a career-high 23 points on 6 of 9 shooting, went 9 for 11 from the foul line, pulled down eight rebounds and posted team highs with two steals and two blocks.
- However, Lawal holds himself to a high standard and knows there's more he can showcase. "It was an OK Tech debut," Lawal said. "I could've done much better. I didn't play that well. I equate myself to a very high standard and I don't think it was good enough, especially in certain areas like the turnovers (five). A lot of silly mistakes on defense."
- Mylyjael Poteat added, "he's an athletic freak."

## SCHUTTA GETS HIS SHOT AGAIN

- Prior to the season opener, Tech redshirt sophomore Jaden Schutt last played an in-season college basketball game on March 16, 2023. He played three minutes in Duke's 74-51 victory in the 2023 NCAA first round game vs. Oral Roberts at the Amway Center in Orlando, Fla.
- Nov. 4 vs. Delaware State marked 599 days since Schutt took the floor against Oral Roberts.
- Schutt played in an exhibition on Nov. 1, 2023 against UNC Pembroke, then suffered a pair of injuries (knee and hand) that prompted a redshirt.
- The Yorkville, Ill., native dialed up a career-high 17 points on 6 of 11 shooting in Tech's 58-52 victory over Winthrop.
- "Every time I get up and down the court, just kind of getting more confident," Schutt said. "Every day's just obviously a blessing to go play. Just happy to play basketball."

## YOUNG MOVING UP THE RANKS

- Mike Young is his sixth season in Blacksburg and is seventh in all-time wins at VT.

Name	Seasons	Record
Charles Moir	11 (1976-87)	213-119 (.642)
Seth Greenberg	9 (2003-12)	170-123 (.580)
Chuck Noe	7 (1955-62)	109-51 (.681)
Howie Shannon	7 (1964-71)	104-68 (.605)
Bill Foster	6 (1991-97)	101-78 (.564)
Buzz Williams	5 (2014-19)	100-69 (.592)
<b>Mike Young</b>	<b>6 (2019-pr.)</b>	<b>95-67 (.586)</b>
Don DeVoe	5 (1971-76)	88-45 (.662)

## ROSTER FLIP

- The Hokies return just 12.8% of their scoring from a season ago, led by Mylyjael Poteat's 219 points.
- Only five of Tech's 14 players were on the 2023-24 roster: Poteat, Brandon Rechsteiner, Conner Venable, Patrick Wessler and Jaydon Young.
- The Hokies reeled in five from the transfer portal, including two from high major programs: Rodney Brown Jr. (Cal) and Jaden Schutt (Duke). Tobi Lawal (VCU), Ben Burnham (College of Charleston) and Connor Serven (Eastern Michigan) round out the transfer class.

## 5-MAN PROGRESSION

- Virginia Tech has had recent success with developing its centers with the likes of two-time All-ACC pick Keve Aluma and Lynn

Kidd, who transferred to Miami in the offseason.

- Now, Mylyjael Poteat steps into the role on the horizon of his third season in Blacksburg.
- Below is a progression chart of Aluma, Kidd and Poteat. Aluma's 2018-19 season was at Wofford, Kidd's 2020-21 season was at Clemson and Poteat's 2020-21 season was at Rice.

Seasons	Player (School)	PPG
2018-19	Keve Aluma (Wofford)	6.9
2021-22	Keve Aluma (VT)	15.8
2020-21	Lynn Kidd (Clemson)	1.1
2023-24	Lynn Kidd (VT)	13.2
2020-21	Mylyjael Poteat (Rice)	4.5
<b>2024-25</b>	<b>Mylyjael Poteat (VT)</b>	<b>13.3</b>

## BE LIKE MIKE

- Mike Young will be inducted into Wofford's Athletics Hall of Fame as a member of the 2024 class.
- A five-member class, he will be joined by a pair of players he coached in Fletcher Magee and Cameron Jackson.
- Young compiled a 299-244 overall record at Wofford, while guiding the Terriers to five NCAA Tournaments.
- In his final season in Spartanburg, S.C., Young steered Wofford to a 30-5 overall record, including a perfect 18-0 mark in SoCon play.

## NON-NEGOTIABLES

- Despite everything that's new with the men's basketball program, there are four things Mike Young is adamant won't change for the team this year: being a great teammate, representing Virginia Tech in a class fashion, taking care of the ball and great shot selection.

## TRACKING ON 400

- Mike Young is closing in on career win No. 400. He would become the fourth active ACC head men's basketball coach to reach the milestone.

Rank	Head Coach	School	Career Wins
1	Jim Larrañaga	Miami	743
2	Leonard Hamilton	Florida State	624
3	Brad Brownell	Clemson	435
<b>4</b>	<b>Mike Young</b>	<b>Virginia Tech</b>	<b>394</b>
5	Jeff Capel III	Pitt	276

## GET AFTER THE GLASS


- VT ranked 10th in the ACC and 191st nationally in rebound margin last season. Most of the rebounding struggles lie on the offensive side where the Hokies grabbed just 25% of their offensive rebound opportunities, which ranked 298th out of 362 programs per Ken Pomeroy.
- In 13 of its 21 games against ACC foes last season, Tech lost the battle of the boards, including double-digit margins against Duke (-18), Pitt (-14), Boston College (-13) and North Carolina (-12).

## EIGHT STRAIGHT TRIPS TO THE POSTSEASON

- With the Hokies' selection into the 2024 NIT, they have now been selected for a postseason tournament in eight consecutive seasons.

Year	Postseason Tournament	Head Coach
2024	NIT	Mike Young
2023	NIT	Mike Young
2022	NCAA	Mike Young
2021	NCAA	Mike Young
2019	NCAA	Buzz Williams
2018	NCAA	Buzz Williams
2017	NCAA	Buzz Williams
2016	NIT	Buzz Williams

- A pretty remarkable turnaround for a program that prior to 2017 had only gone to the NCAA Tournament once (2007) in 20 years. Tech has been to the Big Dance a total of 13 times in program history and 14 times to the NIT.



## "HOKIE TRACKS" ↓↓

### COMMENTS THAT LEFT AN IMPRESSION

"I came here because Coach Young trusted in me and I trusted in him. It was kind of just an instant click. He's a really good offensive coach."

**- Jaden Schutt on why he chose Virginia Tech and his respect for Mike Young**

"Seeing my shots not falling, it just motivates me to keep shooting. I improved in all areas (since last season). I got in the gym ... a little more and focused on my craft a little more."

**- Jaydon Young on improvements to his game**

"He is a hard-rocking man. Man, does he play hard. Holy smokes. He's going to be a good one around here for a long time, a fierce offensive rebounder."

**- Mike Young on Tyler Johnson**

"I just go out there and play hard. Thank God for giving me the body He's given me and the ability He's given me. If the team needs me to just box out the whole game and get rebounds, that's what I'm going to do. If the team needs me to score, that's what I'm going to do. If the team needs me to get blocked shots, that's what I'm going to do. That's what I love about being here and about the coaching staff. They allow me to be versatile."

**- Tobi Lawal on using his God-given abilities and his thankfulness for the Virginia Tech coaching staff**



## TEAM COMPARISON

VT	Stat	JU
78.0	Points Per Game	69.5
62.0	Opponents Points Per Game	71.5
+16.0	Scoring Margin	-2.0
38.7	Rebounds Per Game	42.8
+10.0	Rebounding Margin	+8.3
.437	FG Percentage	.403
.401	FG Percentage Defense	.443
.321	3FG Percentage	.301
.270	3FG Percentage Defense	.300
8.3	3FG Made Per Game	7.8
.704	FT Percentage	.661
14.3	Assists Per Game	15.3
12.0	Turnovers Per Game	17.0

## CORE PILLARS

- The six core pillars of the Virginia Tech men's basketball program are: smart, tough, obsessed, no excuses, every day and skilled.

## NAW IN PARIS

- Nickeil Alexander-Walker (2017-19) competed for Team Canada at the 2024 Paris Olympics. The Canadians advanced to the quarterfinals before falling to host France.
- Currently playing for the Minnesota Timberwolves of the NBA, Alexander-Walker became just the second Hokie to qualify for the Olympics in men's basketball (Bimbo Coles, 1988, Seoul, South Korea).

## 50 SPOT

- Since Mike Young got to Blacksburg, the Hokies are 43-5 in contests shooting 50% or greater - only losses: vs. BYU (11/27/19), vs. Miami (1/26/22), at College of Charleston (11/20/22), at Miami (1/31/23), vs. South Carolina (11/10/23).
- Since the 2010-11 season, Tech is 114-16 when shooting 50% or better.

## BYERS BOUGHT IN ON DEFENSIVE END

- J.D. Byers was hired as an assistant coach in April, bringing 13 years of experience at the Division I level with him to Blacksburg. He worked three stints with current Penn State head coach Mike Rhoades, most recently at VCU from 2017 to 2023.
- According to KenPom, VCU ranked 15th in adjusted defensive efficiency in 2022-23. Its three rankings the prior four seasons: seventh, 14th, 45th and seventh. Tech has only posted a top-40 defense five times since joining the ACC in 2004, the last time being 2019-20 under Buzz Williams (No. 20). H/T David Cunningham

## GOT TO WIN ON THE ROAD

- In order for the Hokies to return to the NCAA tournament, they must find a way to improve their record away from Cassell Coliseum.
- In each of the last two seasons, Tech has

gone 2-10 in true road games.

- "We've got to do a better job of going away from home, away from the friendly confines of the Cassell, and win games," Mike Young said. "That's a big deal. I think we went 2-8 in the league last year, and that's just not good enough. That's the difference between an NCAA tournament berth and not going to the greatest tournament on Earth."

## TIMES ARE CHANGING

- Only four scholarship players return for the Hokies in 2024-25. With the addition of nine newcomers, the new-look roster makes Mike Young think back to his connection with Fork Union Military Academy.
- A 1982 graduate who was inducted into the school's Hall of Fame in 2022, Young played for the late Fletcher Arritt, a member of the Naismith Memorial Basketball Hall of Fame who sent over 400 players on to play at the college level and won 889 career games.
- Young, who visited Arritt often at Fork Union when he was the coach at Wofford, recalled a conversation they had one spring about Arritt having to field a new team every year. Young thought to himself on several occasions, "I would never want to do that."

## SHARE THE BASKETBALL

- Year in and year out, Virginia Tech is known as a great passing and facilitating team under Coach Young's direction.
- Three of the past five seasons, Tech has finished among the top-three in the ACC for assists per game.

Season	Assists Per Game	ACC Rank
2023-24	15.1	2
2022-23	15.5	2
2021-22	14.3	6
2020-21	14.2	8
2019-20	14.6	3


- Tech's 15.5 assists per game in 2022-23 were the second-most in program history since joining the ACC, trailing only the 2017-18 team (16.4).

## WE DON'T TURN THE BALL OVER HERE

- If one attends a VT men's basketball practice, you are almost guaranteed to hear head coach Mike Young say at some point: "We don't turn the ball over here."
- Over the last six seasons, only one Mike Young team has ranked outside the top 65 in the nation for turnovers per game - the 2023-24 team.

Season	Turnovers Per Game	Rank
2023-24	11.1	T104
2022-23	9.9	12
2021-22	10.9	37
2020-21	11.6	63
2019-20	9.9	4
2018-19	10.9	30

The 2024-25 season marks the 23rd for Mike Young as a head coach.



## SPECIALTY STAT TRACKER

Opponent	Off TOs	Paint	2nd Chance	FB	Bench
Delaware State	17	32	12	5	18
USC Upstate	16	38	17	6	21
Winthrop	16	20	15	2	16
vs. Penn State	7	24	10	4	25
Jacksonville					
vs. Michigan					
vs. SC/Xavier					
Vanderbilt					
Pitt					
North Carolina A&T					
Navy					
vs. Saint Joseph's					
at Duke					
Miami					
at Stanford					
at Cal					
NC State					
Wake Forest					
at Georgia Tech					
Clemson					
at Florida State					
at Virginia					
SMU					
at Notre Dame					
Virginia					
at Boston College					
at Miami					
Louisville					
Syracuse					
North Carolina					
at Clemson					
<b>Total +/-</b>	<b>-6</b>	<b>-6</b>	<b>+26</b>	<b>-12</b>	<b>+20</b>
<b>Season Highs</b>	<b>17</b>	<b>38</b>	<b>17</b>	<b>6</b>	<b>25</b>

## FAST BREAK

Tech has registered **two** wins over **top five** programs under head coach Mike Young - most recently an 81-73 win over No. 3 Villanova on Nov. 28, 2020.

**SCHOOL RECORDS**
**INDIVIDUAL**

Games Played (Season)	36, by 5 players
Games Started (Season)	36, by 5 players
Games Played (Career)	152, Hunter Cattoor (2019-24)
Games Started (Career)	126, Dell Curry (1982-86); Bobby Beecher (1982-86)
Consecutive Starts	123, Ace Custis (1993-97)
Minutes Played (Game)	55, by 3 players
Minutes Played (Season)	1,300, Malcolm Delaney (2010-11), 34 games
Minutes Played (Highest Season Average)	38.6, Jay Purcell (1991-92), 28 games
Minutes Played (Career)	4,688, Malcolm Delaney (2007-11)
Minutes Played (Highest Career Average)	35.1, Dale Solomon, 1978-82
Points (Overall Game)	52, Allan Bristow vs. George Washington (2-21-73)
Points (ACC Game)	37, Malcolm Delaney vs. Clemson (1-29-09)
Points (ACC Tournament Game)	32, Jalen Hudson vs. Wake Forest (3-10-15)
Points (NCAA Tournament)	29, Glen Combs vs. Indiana (3-17-67)
Points (NIT)	33, A.D. Vasallo vs. Duquesne (3-18-09)
Points (Season)	801, Erick Green (2012-13), 32 games
Points (ACC Season)	469, Erick Green (2012-13), 18 games
Points (Season Average)	26.6, Bimbo Coles (1988-89), 27 games
Points (Double-Figure Games, Season)	34, Dell Curry (1983-84), 35 games
Points (Career)	2,484, Bimbo Coles (1986-90)
Points (Career Average)	23.1, Allan Bristow (1970-73)
Points (Double-Figure Games, Career)	115, Dell Curry (1982-86)
Field Goals Made (Game)	22, Allan Bristow vs. George Washington (2-21-73)
3-Pointers Made (Game)	9, Hunter Cattoor at Florida State (1-29-22); Justin Robinson vs. Syracuse (1-26-19)
Field Goals Made (Season)	305, Dell Curry (1985-86), 30 games
3-Pointers Made (Season)	106, Wally Lancaster (1987-88), 29 games
Field Goals Made (Career)	1,021, Dell Curry (1982-86)
3-Pointers Made (Career)	332, Hunter Cattoor (2019-24)
Free Throws Made (Game)	20, by 3 players
Free Throws Made (Season)	230, Malcolm Delaney (2009-10), 33 games
Free Throws Made (Career)	721, Malcolm Delaney (2007-11)
Rebounds (Game)	36, Chris Smith vs. Washington & Lee (1-9-59)
Rebounds (Season)	495, Chris Smith (1959-60), 26 games
Rebounds (Career)	1,508, Chris Smith (1957-61)
Assists (Game)	12, by 3 players
Assists (Season)	192, Dave Sensibaugh (1975-76), 28 games
Assists (Career)	547, Bimbo Coles (1986-90)
Steals (Game)	8, by 3 players
Steals (Season)	94, Jamon Gordon (2006-07), 34 games
Steals (Career)	295, Dell Curry (1982-86)
Blocks (Game)	9, Roy Brow vs. James Madison (12-6-86); vs. Baptist College (12-12-87)
Blocks (Season)	100, Roy Brow (1987-88), 28 games
Blocks (Career)	251, Roy Brow (1984-88)

**TEAM**

Points (Game)	141, vs. Southern Miss (2-6-88)
Points (Season)	2,646, 1987-88, 29 games
Field Goals Made (Game)	52, vs. VMI (2-20-59)
Field Goals Made (Season)	1,058, 1983-84, 35 games
FG Percentage (Game)	.722 (39-54), vs. Syracuse (1-28-76)
FG Percentage (Season)	.517 (1,030-1,993), 1981-82
3-Pointers Made (Game)	21, vs. Delaware State (11-20-19)
3-Pointers Made (Season)	327, 2018-19, 35 games
3FG Percentage (Game)	.720 (18-25), at Florida State (1-29-22)
3FG Percentage (Season)	.403 (290-720), 2016-17
Rebounds (Game)	83, vs. VMI (2-19-61)
Assists (Game)	36, vs. The Citadel (11-12-17)
Steals (Game)	21, at Clemson (2-8-06)
Blocks (Game)	15 (2x), last vs. VMI (12-9-09)

**2024-25 HONORS WATCH**


Hunter Cattoor finished first all-time at VT in career 3-pointers made with 332 and career games played with 152. He is now playing professionally for BCM Gravelines-Dunkerque in France.





LIL POPPA PUMP

- Brandon Rechsteiner is the son of Scott Steiner, who enjoyed a sports entertainment career that spanned more than three decades, including time with WWE.
- Scott wrestled at the University of Michigan before moving on to the professional ranks.



PAUL VI TO VT PIPELINE

- Ben Hammond was the point guard for Paul VI, which finished the 2023-24 season 35-3 and ranked No. 2 in the country by ESPN.
- The Fairfax, Va., native played all four years for the Panthers, becoming the program's all-time winningest player after guiding PVI to four VISAA state titles and two WCAC titles.
- He also competed for Team Takeover on the Nike EYBL circuit, joining former Tech star Erick Green as the only Hokies with both Paul VI and Team Takeover ties.
- Green led the nation in scoring during the 2012-13 season, averaging 25 points per game (801 total points) en route to ACC Player of the Year and AP All-America third team honors.

LEADING AT THE BREAK

- Over the last five seasons, Tech is 69-15 when leading at halftime.
- The Hokies are 81-20 in the Mike Young era when up at half.



NATIONAL POLLS

ASSOCIATED PRESS POLL

Updated: Nov. 18

Rank	School	Record	Points
1	Kansas (49)	4-0	1509
2	UConn (7)	3-0	1416
3	Gonzaga (2)	3-0	1397
4	Auburn (3)	3-0	1370
5	Iowa State	2-0	1184
6	Purdue	4-0	1172
7	Houston	2-1	1091
8	Alabama	3-1	1084
9	Kentucky	3-0	1009
10	North Carolina	2-1	969
11	Tennessee	4-0	942
12	Duke	3-1	914
13	Baylor	3-1	765
14	Creighton	4-0	722
15	Marquette	4-0	630
16	Indiana	3-0	573
17	Arizona	2-1	437
18	Cincinnati	3-0	412
19	Wisconsin	4-0	370
20	Arkansas	2-1	313
21	Florida	4-0	302
22	St. John's	4-0	270
23	Texas A&M	3-1	233
24	Rutgers	3-0	143
25	Illinois	3-0	116

**Receiving Votes:** Texas Tech 109, Ole Miss 103, Xavier 89, BYU 27, UCF 21, VCU 17, Texas 17, Michigan State 16, Mississippi State 15, Ohio State 13, Miami 10, Pittsburgh 9, Oregon 7, Memphis 6, Providence 4, Penn State 4, Kansas State 3, Utah State 3, Furman 2, Clemson 2, Arizona State 2, Hofstra 1, Michigan 1

**Dropped from Rankings:** Ohio State 21, Ole Miss 25

USA TODAY COACHES' POLL

Updated: Nov. 18

Rank	School	Record	Points
1	Kansas (25)	4-0	765
2	UConn (3)	3-0	726
3	Auburn (2)	3-0	699
4	Gonzaga (1)	3-0	687
5	Iowa State	2-0	594
6	Purdue	4-0	586
7	Alabama	3-1	549
8	Houston	2-1	546
9	Tennessee	4-0	523
10	Duke	3-1	483
11	Kentucky	3-0	442
12	North Carolina	2-1	435
13	Creighton	4-0	392
14	Baylor	3-1	370
15	Marquette	4-0	364
16	Cincinnati	3-0	256
17	Arizona	2-1	255
18	Indiana	3-0	253
19	Florida	4-0	194
20	St. John's	4-0	132
20	Illinois	3-0	132
22	Texas A&M	3-1	114
23	Arkansas	2-1	108
24	Texas Tech	3-0	97
25	Wisconsin	4-0	91

**Receiving Votes:** Rutgers 69, Xavier 48, Ole Miss 44, BYU 28, Saint Mary's 18, Pittsburgh 18, Texas 17, Michigan State 9, Ohio State 8, Mississippi State 5, Oregon 4, Nevada 4, Dayton 3, VCU 2, UCF 2, Wake Forest 2, Providence 1

**Dropped from Rankings:** Ohio State 22, Rutgers 24

TRACKING TECH

	AP	Coaches
Preseason	-	-
11/11	-	-
11/18	-	-
11/25	-	-
12/2	-	-
12/9	-	-
12/16	-	-
12/23	-	-
12/30	-	-
1/6	-	-
1/13	-	-
1/20	-	-
1/27	-	-
2/3	-	-
2/10	-	-
2/17	-	-
2/24	-	-
3/2	-	-
3/9	-	-
3/16	-	-
Final	-	-

Ratings Tracker (through November 18)

ESPN.com BPI	106
KenPom.com	108
Massey	94
NCAA NET Rankings	-
Bart Torvik	92

Virginia Tech's "Best" NET Wins:

-	-
---	---



2024-25 RANKING SUMMARY

Statistic	National Rank	Conference Rank	Value	National Leader	Value	Conference Leader	Value
Assist/Turnover Ratio (355 ranked)	269	15	0.93	Utah St.	3.20	Miami (FL)	2.25
Assists Per Game (355 ranked)	194	14	14.0	Utah St.	26.7	Duke Miami (FL)	18.0 18.0
Bench Points per game (355 ranked)	246	13	20.00	CSU Bakersfield	56.33	Louisville	41.00
Blocks Per Game (355 ranked)	201	15	3.3	UConn	10.7	Florida St. Pittsburgh Virginia	6.0 6.0 6.0
Effective FG pct (355 ranked)	226	13	0.507	Texas Tech	0.663	Miami (FL)	0.660
Fastbreak Points (355 ranked)	342	18	4.25	Mercer	28.50	NC State	26.33
Field Goal Percentage (355 ranked)	236	14	43.8	Tennessee	58.1	Miami (FL)	57.6
Field Goal Percentage Defense (355 ranked)	207	15	42.9	San Diego St.	31.1	Duke	33.6
Fouls Per Game (355 ranked)	302	15	20.5	Creighton	9.3	Syracuse	13.7
Free Throw Attempts Per Game (355 ranked)	35	3	26.8	UNCW	42.3	Florida St.	27.8
Free Throw Percentage (355 ranked)	166	12	71.0	Wisconsin	90.0	North Carolina	85.2
Free Throws Made Per Game (355 ranked)	39	3	19.0	UNCW	31.7	North Carolina	23.0
Rebound Margin (355 ranked)	65	5	9.5	Arizona	24.3	Miami (FL)	13.3
Rebounds (Defensive) Per Game (355 ranked)	243	13	24.75	Western Caro.	36.33	Notre Dame	34.33
Rebounds (Offensive) Per Game (355 ranked)	98	7	12.75	Arizona	21.67	Boston College Syracuse	14.67 14.67
Rebounds Per Game (355 ranked)	186	12	37.50	East Carolina	51.75	Syracuse	47.00
Scoring Defense (355 ranked)	131	10	68.0	Seton Hall	46.8	Virginia	53.7

GAMES STARTED

	Streak	24-25	Career	ACC
Tobi Lawal	4	4	5	-
Jaden Schutt	4	4	4	-
Jaydon Young	4	4	4	-
Rodney Brown Jr.	-	-	-	-
Patrick Wessler	-	-	-	-
Brandon Rechsteiner	4	4	6	-
Peter Carr	-	-	-	-
Conner Venable	-	-	-	-
Tyler Johnson	-	-	-	-
Ben Hammond	-	-	-	-
Ben Burnham	-	-	61	-
Ryan Jones Jr.	-	-	-	-
Connor Serven	-	-	-	-
Mylyjael Poteat	4	4	8	1

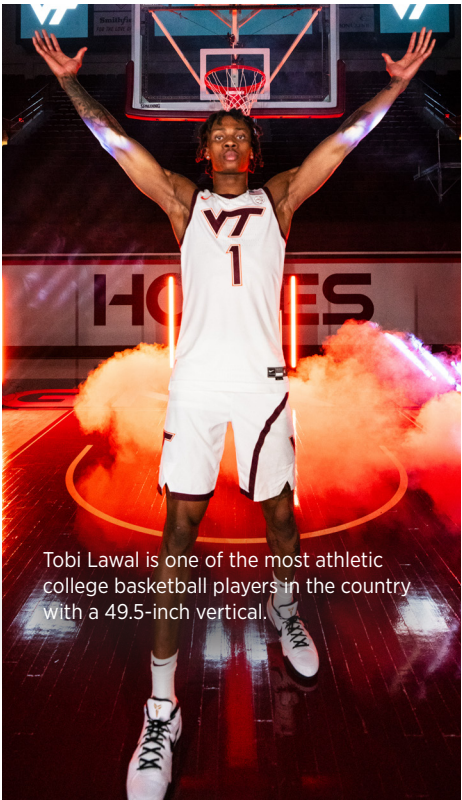


NON-CONFERENCE BREAKDOWN

Team	NET	Result
Delaware State	-	W, 83-60
USC Upstate	-	W, 93-74
Winthrop	-	W, 58-52
Penn State	-	L, 86-64
Jacksonville	-	-
Michigan	-	-
South Carolina/Xavier	-	-
Vanderbilt	-	-
North Carolina A&T	-	-
Navy	-	-
Saint Joseph's	-	-



Tech returns to The Palestra for the first time since it went 1-1 in the 2009 Philly Hoop Group Classic. VT is 5-16 all-time in the City of Brotherly Love.



Tobi Lawal is one of the most athletic college basketball players in the country with a 49.5-inch vertical.

SEASON BREAKDOWN

TECH'S RECORD WHEN...

	2024-25
Overall	3-1
ACC	0-0
At home	3-0
On the road	0-0
At neutral sites	0-1
After a win	2-1
After a loss	0-0
In overtime	0-0
vs. ranked opponents	0-0
Winning the opening tip	1-1
Losing the opening tip	2-0
Decided by 1-4 points or OT	0-0
Decided by 5-10 points	1-0
Decided by 11-20 points	1-0
Decided by 21+ points	1-1
Leading at half	2-0
Tied at half	0-0
Trailing at half	1-1
VT shoots 50% or better	1-0
VT shoots 40-49.9%	1-1
VT shoots less than 40%	1-0
VT out-shoots opponent	1-0
Opp. out-shoots VT	2-1
Opp. shoots 40% or better	1-1
Opp. shoots less than 40%	2-0
VT out-rebounds opponent	3-1
Opp. out-rebounds VT	0-0
Rebounds are tied	0-0
VT has more FT attempts	3-0
Opp. has more FT attempts	0-1
VT makes more 3-pointers	2-0
Opp. makes more 3-pointers	1-1
VT wins turnover battle	1-0
Opp. wins turnover battle	1-1
Turnovers are tied	1-0
VT scores 100+	0-0
VT scores 90-99 points	1-0
VT scores 80-89 points	1-0
VT scores 70-79 points	0-0
VT scores 60-69 points	0-1
VT scores 50-59 points	1-0
VT scores < 50 points	0-0
Opp. scores > 99 points	0-0
Opp. scores 90-99 points	0-0
Opp. scores 80-89 points	0-1
Opp. scores 70-79 points	1-0
Opp. scores 60-69 points	1-0
Opp. scores 50-59 points	1-0
Opp. scores < 50 points	0-0
Playing on Monday	2-0
Playing on Tuesday	0-0
Playing on Wednesday	0-0
Playing on Thursday	0-0
Playing on Friday	1-1
Playing on Saturday	0-0
Playing on Sunday	0-0
In November	3-1
In December	0-0
In January	0-0
In February	0-0
In March	0-0
Playing during the day	0-0
Playing at night	3-1
Wearing White	2-1
Wearing Maroon	1-0
Wearing Orange	0-0
Wearing Black	0-0

STARTING LINEUPS

W/L

3-1 Brandon Rechsteiner, Jaydon Young, Jaden Schutt, Tobi Lawal, Mylyjael Poteat

Margin of Victory/Defeat

	1	2	3	4	5	6	7	8	9	10	11-19	20+
Wins	-	-	-	-	-	1	-	-	-	-	1	1
Losses	-	-	-	-	-	-	-	-	-	-	-	1

Most First Half Points

Virginia Tech	40 vs. Delaware State (11/4/24)
Opponents	37 by Penn State (11/15/24)

Most Second Half Points

Virginia Tech	56 vs. USC Upstate (11/8/24)
Opponents	49 by Penn State (11/15/24)

Fewest First Half Points

Virginia Tech	23 vs. Winthrop (11/11/24)
Opponents	25 by Winthrop (11/11/24)

Fewest Second Half Points

Virginia Tech	35 (2x), last vs. Penn St. (11/15/24)
Opponents	27 by Winthrop (11/11/24)

Largest Halftime Lead

Virginia Tech	8 vs. Delaware State (11/4/24)
Opponents	8 by Penn State (11/15/24)

Largest Margin of Victory

Virginia Tech	23 vs. Delaware State (11/4/24)
Opponents	22 by Penn State (11/15/24)

MISCELLANEOUS

How 1st Points Were Scored

Layup	-
3FG	1
Jumper	2
Dunk	1
Free Throw	-
Tip-in	-

Rebounds Leader

Tyler Johnson	1
Tobi Lawal	4

Blocks Leader

Tobi Lawal	3
Mylyjael Poteat	1
Patrick Wessler	1

15+ Rebounds

-	-
---	---

20+ Rebounds

-	-
---	---

Assists Leader

Mylyjael Poteat	1
Brandon Rechsteiner	2
Jaden Schutt	1
Jaydon Young	1

10+ Points

Tyler Johnson	1
Tobi Lawal	3
Mylyjael Poteat	3
Brandon Rechsteiner	1
Jaden Schutt	2
Jaydon Young	2

5+ Assists

Mylyjael Poteat	1
Brandon Rechsteiner	1

Steals Leader

Ben Hammond	2
Tobi Lawal	3
Jaden Schutt	2

10+ Assists

-	-
---	---

First Off VT Bench

Ben Burnham	4
Ben Hammond	1
Patrick Wessler	2

20+ Points

Tobi Lawal	1
------------	---

5+ Steals

-	-
---	---

30+ Points

-	-
---	---

5+ Blocks

-	-
---	---

Points Leader

Tobi Lawal	1
Mylyjael Poteat	2
Brandon Rechsteiner	1
Jaden Schutt	1

10+ Rebounds

Tyler Johnson	1
Tobi Lawal	1

Double-Doubles

Tobi Lawal	1
------------	---

Triple-Doubles

-	-
---	---

## THE LAST TIME


## LAST TIME VIRGINIA TECH...

Scored 100+ points and won	100-55, vs. Coppin State, 11/6/23
Scored 100+ points and lost	100-104 (2OT), vs. Maryland, 2/27/10
Played in OT	65-70 (OT), at Boston College, 12/21/22
Played in consecutive OTs	82-77 (OT), vs. UAB, 11/28/15; 79-81 (OT), vs. Northwestern, 12/1/15
Played in 2OT	79-77 (2OT), vs. North Carolina, 1/22/20
Played in 3OT	95-102 (3OT), vs. Miami (Fla.), 2/19/20
Scored 100+ points	100-55, vs. Coppin State, 11/6/23
Scored 90-99 points	93-74, vs. USC Upstate, 11/8/24
Scored 80-89 points	83-60, vs. Delaware State, 11/4/24
Scored 70-79 points	73-81, at Ohio State, 3/23/24
Scored 60-69 points	64-86, vs. Penn State, 11/15/24
Scored 50-59 points	58-52, vs. Winthrop, 11/11/24
Scored 40-49 points	47-24, at #23 NC State, 2/2/19
Scored 30-39 points	39-65, at #19 Virginia, 1/4/20
Scored 20-29 points	27-40, at McGuire Hospital, 2/2/46
Scored 10-19 points	16-45, at Virginia, 1/30/39
Scored less than 10 points	9-29, vs. North Carolina, 1/12/35
Allowed 100+ points	95-102 (3OT), vs. Miami (Fla.), 1/19/20
Allowed 90-99 points	81-96, at #7 North Carolina, 2/17/24
Allowed 80-89 points	64-86, vs. Penn State, 11/15/24
Allowed 70-79 points	93-74, vs. USC Upstate, 11/8/24
Allowed 60-69 points	83-60, vs. Delaware State, 11/4/24
Allowed 50-59 points	58-52, vs. Winthrop, 11/11/24
Allowed 40-49 points	75-41, vs. Virginia, 2/19/24
Allowed 30-39 points	65-39, vs. Radford, 11/15/21
Allowed 20-29 points	47-24, at #23 NC State, 2/2/19
Allowed 10-19 points	60-19, vs. Lynchburg, 1/9/46
Allowed less than 10 points	28-9, vs. Hampden-Sydney, 1/17/1923
Scored at least 60 points in a half	66, 2nd Half, vs. The Citadel, 11/12/17
Largest margin of victory	83, vs. Randolph-Macon (87-4), 1/10/1911
Largest margin of victory in ACC	38, vs. Wake Forest (84-46), 2/27/21
Defeated a ranked opponent on the road	47-24, at #23 NC State, 2/2/19
Defeated a ranked opponent at home	87-72, vs. #21 Clemson, 1/10/24
Defeated a ranked opponent on a neutral court	82-67, vs. #7 Duke, 3/12/22
Defeated a defending national champion	65-51, vs. #8 Virginia, 1/30/21
Held opponent without a double-figure scorer	65-39, vs. Radford, 11/15/21
Failed to have a double-figure scorer	41-57, vs. Temple, 2/25/96
Had 5 or more players score in double figures	6, vs. USC Upstate, 11/8/24
Had 6 or more players score in double figures	6, vs. USC Upstate, 11/8/24
Had 7 or more players score in double figures	7, vs. Cornell, 12/8/21
Did not make a 3FG	at Providence, 2/1/03
Opponent did not make a 3FG	vs. Virginia, 2/14/22
Did not shoot a FT in the first half	vs. Miami, 1/13/24
Did not shoot a FT in the second half	at Syracuse, 2/27/24
Opponent did not shoot a FT	vs. Merrimack, 11/21/21
Opponent did not make a FT	vs. Florida State, 3/4/23
Held an opponent under 10 points in a half	9, vs. Eastern Michigan (1H), 12/22/11
Held an opponent under 20 points in a half	17, vs. Pitt (1H), 2/7/22
Had double-figure blocked shots	10, vs. Wake Forest, 2/27/21
Came back from a double-figure deficit to win	15, vs. Wake Forest, 3/2/24
Lost a double-digit lead	10, at Miami, 2/3/24
Led by 20 or more points at halftime	20, vs. Virginia, 2/19/24
Had 20-29 assists in a game	20, vs. Delaware State, 11/4/24
Had 30 or more assists	36, vs. The Citadel, 11/12/17
Held a team under 20 percent from the floor	16.7%, at No. 23/22 NC State, 2/2/19
Held a team under three made FGs in a half	2, vs. Notre Dame, 1/10/21
Won an ACC Tournament Championship	82-67, vs. #7 Duke, 3/12/22
Won an NCAA Tournament game	67-58, vs. Liberty, 3/24/19

## WHAT'S A HOKIE?

The answer leads all the way back to 1896 when Virginia Agricultural and Mechanical College changed its name to Virginia Polytechnic Institute. With the change came the necessity for writing a new cheer and a contest for such a purpose was held by the student body.

Senior O.M. Stull won first prize for his "Hokie" yell which is still used today. Later, when asked if "Hokie" had any special meaning, Stull explained the word was solely the product of his imagination and was used only as an attention-getter for his yell. It soon became a nickname for all Tech teams and for those people loyal to Tech athletics.



The official university school colors - Chicago Maroon and Burnt Orange - also were introduced in 1896. The colors were chosen by a committee because they made a 'unique combination' not worn elsewhere at the time. The official definition of "Hokie" is "a loyal Virginia Tech Fan."



## OUR NAME


When referring to our name, we ask that you use Virginia Tech, Hokies or Tech - and not 'Vah Tech.' Thank you!




## THE LAST TIME

**LAST TIME A VIRGINIA TECH PLAYER...**

Recorded a double-double	Tobi Lawal (10 pts./10 rebs.), vs. Winthrop, 11/11/24
Recorded a triple-double	Justyn Mutts (12 pts./14 rebs./11 ast.), vs. Syracuse, 2/12/22
Two Tech players recorded double-doubles in same game	Sean Pedulla (15 pts./10 asts.) & Lynn Kidd (14 pts./11 rebs.), vs. Coppin State, 11/6/23
Two Tech players recorded double-doubles in consecutive games	vs. North Carolina (ACC Tournament), 3/13/09; vs. Duquesne (NIT), 3/18/09
Had five or more steals	Sean Pedulla (5), at Georgia Tech, 2/15/23
Had 10 or more assists in a game	Brandon Rechsteiner (11), vs. American, 12/21/23
Had 20 or more rebounds in a game	Jeff Allen (21), vs. Longwood, 12/14/08
Two Tech players with double-figure rebounds	Tyler Johnson (10) and Tobi Lawal (10), vs. Winthrop, 11/11/24
Two Tech players had five or more assists	Sean Pedulla (6) & MJ Collins (5), vs. Wake Forest, 3/2/24
Three Tech players had five or more assists	Justyn Mutts (8), Hunter Cattoor (8) & Grant Basile (5), vs. Syracuse, 1/28/23
Four Tech players had five or more assists	Kerry Blackshear Jr. (8), Devin Wilson (7), Justin Robinson (7) & Chris Clarke (5), vs. The Citadel, 11/12/17
Three Tech players made five or more 3FG	Nahiem Alleyne (5), Jalen Cone (5) & Isaiah Wilkins (5), vs. Delaware State, 11/20/19
Eight or more Tech players made a 3FG	8 players, at Pitt, 2/5/22
Two Tech players scored 20 or more points	Hunter Cattoor (26) & Lynn Kidd (21), vs. Wake Forest, 3/2/24
Three Tech players scored 20 or more points	Nickeil Alexander-Walker (25), Ahmed Hill (23) & Justin Robinson (23), vs. #23 Purdue, 11/18/18
Two Tech players scored 20 or more points in consecutive games	Nickeil Alexander-Walker & Kerry Blackshear Jr., 11/10/17 & 11/12/17
Tech player scored 30 or more points in consecutive games	Sean Pedulla, 1/10/24 & 1/13/24
Tech freshman scored 20 or more points in a game	Sean Pedulla (20), at Florida State, 1/29/22
Three Tech freshmen scored in double figures in a game	Hunter Cattoor (14), Jalen Cone (11) & Lander Nolley II (10), vs. North Carolina, 3/10/20
Four Tech freshmen scored in double figures in a game	Landers Nolley II (21), Tyrece Radford (21), Jalen Cone (15) & Nahiem Alleyne (10), at Wake Forest, 1/14/20
Tech player scored 30-39 points in a game	Sean Pedulla (33), vs. Miami, 1/13/24
Tech player scored 40-49 points in a game	Dorenzo Hudson (41), vs. Seton Hall, 1/2/10
Tech player scored 50+ points in a game	Bimbo Coles (51), vs. Southern Miss, 2/6/88
Tech player had consecutive double-doubles	Justyn Mutts, 11/17/22, 11/18/22
Tech player had three consecutive double-doubles	Keve Aluma, 1/27/21, 1/30/21, 2/3/21
Tech freshman had consecutive double-doubles	Kerry Blackshear Jr., 12/13/15, 12/19/15
Tech allowed a triple-double	Dennis Smith Jr. (27 pts./11 rebs./11 ast.), at NC State, 1/4/17
Tech had a walk-on score double figures	Christian Beyer (13), vs. Alabama A&M, 12/14/14







## MIKE YOUNG

Head Coach | Sixth Season at Virginia Tech

2020-21 ACC Coach of the Year

## CAREER RECORDS

Overall Record	394-311
Conference Games	220-172
Non-Conference Games	174-139
Conference Tournament	25-16
NCAA Tournament	1-7
Overtime Games	20-17
One-Point Games	12-15
vs. AP Top 25	10-32

## VS. CURRENT ACC HEAD COACHES

Coach	All	VT	Wofford
Earl Grant	1-3	1-3	-
Brad Brownell	5-5	5-3	0-2
Jon Scheyer	1-2	1-2	-
Leonard Hamilton	3-3	3-3	-
Damon Stoudamire	1-0	1-0	-
Pat Kelsey	2-1	0-1	2-0
Jim Larrañaga	4-8	3-7	1-1
Kevin Keatts	3-3	3-3	-
Hubert Davis	2-3	2-3	-
Micah Shrewsberry	2-1	2-1	-
Jeff Capel III	4-2	4-2	-
Adrian Autry	0-1	0-1	-
Ron Sanchez	0-0	0-0	0-0
Steve Forbes	9-6	3-3	6-3
<b>Total</b>	<b>37-38</b>	<b>28-32</b>	<b>9-6</b>

### vs. Coach Young

Earl Grant	3-1 at BC
Brad Brownell	5-5 at Clemson
Jon Scheyer	2-1 at Duke
Leonard Hamilton	3-3 at Florida State
Damon Stoudamire	0-1 at Georgia Tech
Pat Kelsey	1-0 at CofC; 0-2 at Winth
Jim Larrañaga	0-1 at GMU; 8-3 at Miami
Kevin Keatts	3-3 at NC State
Hubert Davis	3-2 at UNC
Micah Shrewsberry	1-1 at ND; 0-1 at Penn St.
Jeff Capel III	2-4 at Pitt
Adrian Autry	1-0 at Syracuse
Ron Sanchez	0-0 at UVA
Steve Forbes	3-6 at ETSU; 3-3 at Wake

## ► COACH YOUNG: CAREER BREAKDOWN

Season	School	Overall	Conference	Finish	Postseason	Ranking	RPI/NET
2002-03	Wofford	14-15 .483	8-8 .500	T6th	-	-/-	219
2003-04	Wofford	9-20 .310	4-12 .250	T10th	-	-/-	273
2004-05	Wofford	14-14 .500	7-9 .438	8th	-	-/-	225
2005-06	Wofford	11-18 .379	6-9 .400	9th	-	-/-	287
2006-07	Wofford	10-20 .333	5-13 .278	T9th	-	-/-	295
2007-08	Wofford	16-16 .500	8-12 .400	8th	-	-/-	191
2008-09	Wofford	16-14 .533	12-8 .600	4th	-	-/-	177
2009-10	Wofford	26-9 .743	15-3 .833	1st	NCAA First Round	-/-	73
2010-11	Wofford	21-13 .618	14-4 .778	T1st	NCAA First Round	-/-	105
2011-12	Wofford	19-14 .576	12-6 .667	T2nd	CBI	-/-	178
2012-13	Wofford	13-19 .406	7-11 .389	T8th	-	-/-	253
2013-14	Wofford	20-13 .606	11-5 .688	T3rd	NCAA First Round	-/-	152
2014-15	Wofford	28-7 .800	16-2 .889	1st	NCAA First Round	RV/-	49
2015-16	Wofford	15-17 .469	11-7 .611	T3rd	-	-/-	202
2016-17	Wofford	16-17 .485	10-8 .556	T4th	-	-/-	189
2017-18	Wofford	21-13 .618	11-7 .611	T4th	CIT	-/-	141
2018-19	Wofford	30-5 .857	18-0 1.000	1st	NCAA Second Round	19/18	14
<b>Totals</b>	<b>17 Seasons</b>	<b>299-244 .551</b>	<b>175-124 .585</b>				

2019-20	Virginia Tech	16-16 .500	7-13 .350	T10th	-	-/-	92
2020-21	Virginia Tech	15-7 .682	9-4 .692	3rd	NCAA First Round	25/RV	51
2021-22	Virginia Tech	23-13 .639	11-9 .550	7th	NCAA First Round	RV/RV	27
2022-23	Virginia Tech	19-15 .559	8-12 .400	11th	NIT First Round	-/-	75
2023-24	Virginia Tech	19-15 .559	10-10 .500	T8th	NIT Second Round	-/-	58
2024-25	Virginia Tech	3-1 .750	0-0 .000	-	-	-/-	-
<b>Totals</b>	<b>6 Seasons</b>	<b>95-67 .586</b>	<b>45-48 .484</b>				

**Overall 23 Seasons 394-311 .559 220-172 .561**

## ► THE YOUNG FILE

Born	5/1/1963
Hometown	Radford, Virginia
Wife	Margaret
Children	Cooper, Davis
Education	Emory & Henry, 1986
Joined Tech Staff	4/7/2019
Years as College Head Coach	23
Years as College Coach	39

### Coaching Career

1986-88	Assistant Coach, Emory & Henry
1988-89	Graduate Assistant, Radford
1989-98	Assistant Coach, Wofford
1998-02	Associate Head Coach, Wofford
2002-19	Head Coach, Wofford
2019-pr.	Head Coach, Virginia Tech

## ► ACCOMPLISHMENTS

### Seven NCAA Tournaments

2022, 2021, 2019, 2015, 2014, 2011, 2010

### One ACC Tournament Championship

2022

### Five SoCon Tournament Championships

2019, 2015, 2014, 2011, 2010

### Five Conference Coach of the Year Awards

ACC (2021), SoCon (2019, 2015, 2014, 2010)

### Two-time National Coach of the Year

2019 (Sporting News), 2010 (Hugh Durham)

### Three AP All-America Selections

Fletcher Magee (2018-19), Karl Cochran (2014-15), Noah Dahlman (2009-10)

1 TOBI LAWAL

JUNIOR Forward | 6-8 | 215 | Sociology with a minor in International Studies  
London, England | VCU



SEASON/CAREER BESTS

POINTS

Season 23 vs. Delaware State (11/4/24)  
Career 23 vs. Delaware State (11/4/24)

REBOUNDS

Season 10 vs. Winthrop (11/11/24)  
Career 10 (8x), last vs. Winthrop (11/11/24)

ASSISTS

Season 2 vs. Delaware State (11/4/24)  
Career 2 vs. Delaware State (11/4/24)

BLOCKS

Season 2 (3x), last vs. Winthrop (11/11/24)  
Career 3 (4x), last vs. Saint Louis (1/19/24)

STEALS

Season 2 (2x), last vs. Winthrop (11/11/24)  
Career 2 (8x), last vs. Winthrop (11/11/24)

MINUTES

Season 29 vs. Winthrop (11/11/24)  
Career 29 vs. Winthrop (11/11/24)

FIELD GOALS MADE

Season 6 vs. Delaware State (11/4/24)  
Career 8 vs. Memphis (12/6/23)

FIELD GOALS ATTEMPTED

Season 9 vs. Delaware State (11/4/24)  
Career 11 vs. Memphis (12/6/23)

3-PT. FIELD GOALS MADE

Season 2 vs. Delaware State (11/4/24)  
Career 2 (2x), last vs. Del. State (11/4/24)

3-PT. FIELD GOALS ATTEMPTED

Season 4 vs. Delaware State (11/4/24)  
Career 4 vs. Delaware State (11/4/24)

FREE THROWS MADE

Season 9 vs. Delaware State (11/4/24)  
Career 9 (2x), last vs. Del. State (11/4/24)

FREE THROWS ATTEMPTED

Season 11 vs. Delaware State (11/4/24)  
Career 11 (2x), last vs. Del. State (11/4/24)

- The most athletic basketball player Mike Young has ever coached. *Last name pronounced: luh-WOWL*
- "I've never had one that jumped like that. He's the best athlete I've had the opportunity to coach," Mike Young said about Tobin Lawal.
- There are times when Lawal grabs rebounds when his head is at or above the basketball rim.
- A dynamic player in pick and roll actions.
- Averaged 7.7 points and 6.0 rebounds per game as a sophomore in 2023-24 at VCU, while shooting 66.7% from the hardwood.
- Has worked extensively in the offseason on expanding his range.
- His faith in Jesus Christ is extremely important to him.
- Exceptional athlete with superior leaping ability; recorded a 49.5-inch vertical leap in 2023 presea-son combine testing at VCU.
- Started playing basketball just before he turned 16; a late-bloomer who undoubtedly has his basket-ball ahead of him. Played soccer and ran track until he transitioned to basketball.

2024-25 GAME-BY-GAME STATS

Opponent	Date	GS	MIN	Total		3-Pointers		Free throws		Rebounds				PF	A	TO	BLK	STL	PTS	AVG
				FG-FGA	PCT	3FG-3FGA	PCT	FT-FTA	PCT	OFF	DEF	TOT	AVG							
Delaware St.	11/04/2024	*	27:03	6-9	.667	2-4	.500	9-11	.818	3	5	8	8.0	3	2	5	2	2	23	23.0
USC Upstate	11/08/2024	*	24:35	4-6	.667	0-2	.000	2-2	1.000	3	5	8	8.0	2	0	1	2	0	10	16.5
Winthrop	11/11/2024	*	29:16	3-6	.500	0-2	.000	4-7	.571	4	6	10	8.7	2	0	2	2	2	10	14.3
vs Penn St.	11/15/2024	*	21:25	2-6	.333	0-1	.000	4-6	.667	5	4	9	8.8	3	0	4	0	1	8	12.8
Totals		4	102:19	15-27	.556	2-9	.222	19-26	.731	15	20	35	8.8	10	2	12	6	5	51	12.8

Player Averages

Games Played	Minutes/ game	Points/ game	FG Pct	3FG Pct	FT Pct	Rebounds/ game	Assists/ game	Turnovers/ game	Assist/Turnover ratio	Steals/ game	Blocks/ game
4	25.6	12.8	55.6	22.2	73.1	8.8	0.5	3.0	0.2	1.3	1.5

PRODUCTION TRACKER

	This Season	Career
Scored 10+ Points	3	18
Scored 20+ Points	1	1
Led Tech in Scoring	1	1
Made multiple 3FGs	1	2
Led Tech in Rebounding	4	4
Had a Double-Double	1	5
Had Multiple Assists	1	2
Had Multiple Steals	2	9
Had Multiple Dunks	2	-



CAREER STATS

SEASON	TEAM	GP-GS	MIN/AVG	FG-FGA	FG%	3FG-3FGA	3FG%	FT-FTA	FT%	OFF	DEF	TOT	AVG	PF-FO	A	TO	BLK	STL	PTS	AVG
2022-23	VCU	25-1	138/5.5	14-27	.519	0-0	.000	5-17	.294	14	14	28	1.1	27-1	3	12	7	4	33	1.3
2023-24	VCU	38-0	720/18.9	110-165	.667	3-7	.429	70-105	.667	82	145	227	6.0	102-3	11	49	34	25	293	7.7
2024-25	VT	4-4	102/25.6	15-27	.556	2-9	.222	19-26	.731	15	20	35	8.8	10-0	2	12	6	5	51	12.8
TOTAL FOR VT		4-4	102/25.6	15-27	.556	2-9	.222	19-26	.731	15	20	35	8.8	10-0	2	12	6	5	51	12.8
TOTAL		67-5	960/14.3	139-219	.635	5-16	.313	94-148	.635	111	179	290	4.3	139-4	16	73	47	34	377	5.6



2 JADEN SCHUTT

R-SOPHOMORE Guard | 6-5 | 205 | Communication  
Yorkville, Illinois | Duke



SEASON/CAREER BESTS

POINTS

Season 17 vs. Winthrop (11/11/24)  
Career 17 vs. Winthrop (11/11/24)

REBOUNDS

Season 4 (2x), last vs. Penn State (11/15/24)  
Career 5 vs. UMES (12/10/22)

ASSISTS

Season 4 vs. USC Upstate (11/8/24)  
Career 4 vs. USC Upstate (11/8/24)

BLOCKS

Season -  
Career 1 (2x), last vs. Pitt (3/9/23)

STEALS

Season 2 vs. USC Upstate (11/8/24)  
Career 2 vs. USC Upstate (11/8/24)

MINUTES

Season 32 vs. Penn State (11/15/24)  
Career 32 vs. Penn State (11/15/24)

FIELD GOALS MADE

Season 6 vs. Winthrop (11/11/24)  
Career 6 vs. Winthrop (11/11/24)

FIELD GOALS ATTEMPTED

Season 11 vs. Winthrop (11/11/24)  
Career 11 vs. Winthrop (11/11/24)

3-PT. FIELD GOALS MADE

Season 5 vs. Winthrop (11/11/24)  
Career 5 vs. Winthrop (11/11/24)

3-PT. FIELD GOALS ATTEMPTED

Season 10 vs. Winthrop (11/11/24)  
Career 10 vs. Winthrop (11/11/24)

FREE THROWS MADE

Season 3 vs. USC Upstate (11/8/24)  
Career 3 vs. USC Upstate (11/8/24)

FREE THROWS ATTEMPTED

Season 6 vs. USC Upstate (11/8/24)  
Career 6 vs. USC Upstate (11/8/24)

- A wing that will be looked upon to stretch defenses beyond the arc. *Last name pronounced: SHOOT*
- Has exceptional passing skills; will be a terrific connecting piece in Tech's offense.
- Leading scorer for the Hokies in their preseason scrimmage vs. JMU.
- Perhaps Tech's most vocal leader on the court; has a high basketball IQ.
- Was fully cleared from prior injuries to begin practice in August 2024.
- Rated as the No. 50 overall player in ESPN 100's rankings for the class of 2022.
- Ranked as the No. 9 player at his position (shooting guard) by ESPN.
- Named the 2022 Gatorade Player of the Year in Illinois.
- Picked Tech over DePaul, Dayton and Butler.

2024-25 GAME-BY-GAME STATS

Opponent	Date	GS	MIN	Total		3-Pointers		Free throws		Rebounds				PF		A		BLK		STL		PTS		AVG
				FG	FGA	PCT	3FG	3FGA	PCT	FT	FTA	PCT	OFF	DEF	TOT	AVG	PF	A	TO	BLK	STL	PTS	AVG	
Delaware St.	11/04/2024	*	24:12	3-6	.500		3-6	.500		0-0	.000		0	4	4	4.0	3	2	0	0	1	9	9.0	
USC Upstate	11/08/2024	*	27:18	3-8	.375		1-4	.250		3-6	.500		1	2	3	3.5	3	4	1	0	2	10	9.5	
Winthrop	11/11/2024	*	27:52	6-11	.545		5-10	.500		0-1	.000		0	2	2	3.0	3	1	2	0	0	17	12.0	
vs Penn St.	11/15/2024	*	31:56	3-7	.429		2-6	.333		0-0	.000		0	4	4	3.3	4	2	2	0	1	8	11.0	
Totals			4	111:18	15-32	.469	11-26	.423		3-7	.429		1	12	13	3.3	13	9	5	0	4	44	11.0	

Player Averages

Games Played	Minutes/ game	Points/ game	FG Pct	3FG Pct	FT Pct	Rebounds/ game	Assists/ game	Turnovers/ game	Assist/Turnover ratio	Steals/ game	Blocks/ game
4	27.8	11.0	46.9	42.3	42.9	3.3	2.3	1.3	1.8	1.0	0.0

PRODUCTION TRACKER

	This Season	Career
Scored 10+ Points	2	2
Scored 20+ Points	-	-
Led Tech in Scoring	1	1
Made 3+ 3FGs	2	3
Led Tech in 3FGM	3	3
Shot over 40% from 3	2	3
Had Multiple Assists	3	4
Led Tech in Assists	1	1
Had Multiple Steals	1	1



CAREER STATS

SEASON	TEAM	GP-GS	MIN/AVG	FG-FGA	FG%	3FG-3FGA	3FG%	FT-FTA	FT%	OFF	DEF	TOT	AVG	PF-FO	A	TO	BLK	STL	PTS	AVG
2022-23	DU	14-0	96/6.8	10-28	.357	7-20	.350	2-4	.500	3	12	15	1.1	4-0	6	0	2	1	29	2.1
2024-25	VT	4-4	111/27.8	15-32	.469	11-26	.423	3-7	.429	1	12	13	3.3	13-0	9	5	0	4	44	11.0
TOTAL FOR VT		4-4	111/27.8	15-32	.469	11-26	.423	3-7	.429	1	12	13	3.3	13-0	9	5	0	4	44	11.0
TOTAL		18-4	207/11.5	25-60	.417	18-46	.391	5-11	.455	4	24	28	1.6	17-0	15	5	2	5	73	4.1

3 JAYDON YOUNG

SOPHOMORE Guard | 6-4 | 205 | Sports Media and Analytics  
Goldsboro, North Carolina | Greensboro Day



SEASON/CAREER BESTS

POINTS

Season 14 vs. USC Upstate (11/8/24)  
Career 14 vs. USC Upstate (11/8/24)

REBOUNDS

Season 3 (2x), last vs. Winthrop (11/11/24)  
Career 3 (3x), last vs. Winthrop (11/11/24)

ASSISTS

Season 4 vs. Delaware State (11/4/24)  
Career 5 vs. Coppin State (11/6/23)

BLOCKS

Season -  
Career 1 vs. Notre Dame (3/9/24)

STEALS

Season -  
Career 2 vs. Coppin State (11/6/23)

MINUTES

Season 32 (2x), last vs. Winthrop (11/11/24)  
Career 32 (2x), last vs. Winthrop (11/11/24)

FIELD GOALS MADE

Season 4 vs. USC Upstate (11/8/24)  
Career 4 vs. USC Upstate (11/8/24)

FIELD GOALS ATTEMPTED

Season 13 vs. USC Upstate (11/8/24)  
Career 13 vs. USC Upstate (11/8/24)

3-PT. FIELD GOALS MADE

Season 4 vs. USC Upstate (11/8/24)  
Career 4 vs. USC Upstate (11/8/24)

3-PT. FIELD GOALS ATTEMPTED

Season 8 vs. Winthrop (11/11/24)  
Career 8 vs. Winthrop (11/11/24)

FREE THROWS MADE

Season 5 vs. Delaware State (11/4/24)  
Career 5 vs. Delaware State (11/4/24)

FREE THROWS ATTEMPTED

Season 7 vs. Delaware State (11/4/24)  
Career 7 vs. Delaware State (11/4/24)

- Will look to have a big jump in production in his second season in Blacksburg.
- A four-year letterwinner at Greensboro Day under the winningest coach in North Carolina basketball history, Freddy Johnson.
- Three-time all-state, four-time all-conference and three-time conference player of the year.
- Eclipsed 2,000 career points in November 2022.
- Guided Greensboro Day to its 12th NCISAA state title as a senior.
- Four-star recruit according to ESPN.
- Rated the eighth-best player in the state of North Carolina, according to 247Sports.
- Chose the Hokies over Clemson, Virginia, Pitt, NC State and North Carolina A&T.
- Father, Victor, played college basketball at Mount Olive, advancing to the Elite 8 in 2005; played professionally overseas as well.

2024-25 GAME-BY-GAME STATS

Opponent	Date	GS	MIN	Total		3-Pointers		Free throws		Rebounds				PF	A	TO	BLK	STL	PTS	AVG
				FG-FGA	PCT	3FG-3FGA	PCT	FT-FTA	PCT	OFF	DEF	TOT	AVG							
Delaware St.	11/04/2024	*	26:02	3-10	.300	2-7	.286	5-7	.714	0	3	3	3.0	0	4	2	0	0	13	13.0
USC Upstate	11/08/2024	*	32:04	4-13	.308	4-7	.571	2-2	1.000	0	2	2	2.5	0	2	0	0	0	14	13.5
Winthrop	11/11/2024	*	32:12	2-11	.182	2-8	.250	0-0	.000	0	3	3	2.7	0	3	2	0	0	6	11.0
vs Penn St.	11/15/2024	*	25:05	1-6	.167	0-4	.000	0-0	.000	0	2	2	2.5	3	1	3	0	0	2	8.8
Totals			4 115:23	10-40	.250	8-26	.308	7-9	.778	0	10	10	2.5	3	10	7	0	0	35	8.8

Player Averages

Games Played	Minutes/ game	Points/ game	FG Pct	3FG Pct	FT Pct	Rebounds/ game	Assists/ game	Turnovers/ game	Assist/Turnover ratio	Steals/ game	Blocks/ game
4	28.8	8.8	25.0	30.8	77.8	2.5	2.5	1.8	1.4	0.0	0.0

PRODUCTION TRACKER

	This Season	Career
Scored 10+ Points	2	2
Scored 20+ Points	-	-
Led Tech in Scoring	-	-
Made 3+ 3FGs	1	2
Led Tech in 3FGM	1	4
Shot over 40% from 3	1	8
Shot over 50% from the floor	-	8
Had Multiple Assists	3	5
Had Multiple Steals	-	1



CAREER STATS

SEASON	TEAM	GP-GS	MIN/AVG	FG-FGA	FG%	3FG-3FGA	3FG%	FT-FTA	FT%	OFF	DEF	TOT	AVG	PF-FO	A	TO	BLK	STL	PTS	AVG
2023-24	VT	26-0	221/8.5	15-43	.349	12-32	.375	6-6	1.000	1	20	21	0.8	12-0	18	5	1	6	48	1.8
2024-25	VT	4-4	115/28.8	10-40	.250	8-26	.308	7-9	.778	0	10	10	2.5	3-0	10	7	0	0	35	8.8
TOTAL		30-4	337/11.2	25-83	.301	20-58	.345	13-15	.867	1	30	31	1.0	15-0	28	12	1	6	83	2.8

4 RODNEY BROWN JR.

SOPHOMORE Guard | 6-6 | 185 | Communication  
Perris, California | Cal



SEASON/CAREER BESTS

POINTS

Season 2 vs. Penn State (11/15/24)  
Career 13 at Southern Cal (1/3/24)

REBOUNDS

Season 1 vs. Penn State (11/15/24)  
Career 4 at Washington (2/17/24)

ASSISTS

Season 1 vs. Delaware State (11/4/24)  
Career 4 at Washington St. (2/15/24)

BLOCKS

Season -  
Career 1 (2x), last at Utah (3/2/24)

STEALS

Season -  
Career 1 (6x), last at Utah (3/2/24)

MINUTES

Season 5 vs. Delaware State (11/4/24)  
Career 25 vs. San Diego St. (11/25/23)

FIELD GOALS MADE

Season 1 vs. Penn State (11/15/24)  
Career 5 at Arizona (2/1/24)

FIELD GOALS ATTEMPTED

Season 1 (3x), last vs. Penn State (11/15/24)  
Career 10 at Arizona (2/1/24)

3-PT. FIELD GOALS MADE

Season -  
Career 3 (2x), last at Southern Cal (1/3/24)

3-PT. FIELD GOALS ATTEMPTED

Season 1 (2x), last vs. USC Upstate (11/8/24)  
Career 6 (2x), last at Arizona (2/1/24)

FREE THROWS MADE

Season -  
Career 4 (2x), last at Washington St. (2/15/24)

FREE THROWS ATTEMPTED

Season -  
Career 4 (2x), last at Washington St. (2/15/24)

- One of four Golden Bears to play all 32 games last season at Cal.
- Averaged 3.5 points and 1.1 rebounds in 14.1 minutes per game off the bench as a freshman.
- Shot 39.7% (23 of 58) from 3-point range & 40.6% (39 of 96) from the floor in 2023-24.
- Three double-figure scoring efforts, all in Pac-12 road games at USC (13), Arizona (12) & Washington State (12).
- Graduated from Rancho Christian School (Temecula, California) in spring 2023
- Led Rancho Christian to the 2023 CIF Southern Section Division 2A championship as a senior; scored 16 points in the title game.
- Picked Tech over Santa Clara.

2024-25 GAME-BY-GAME STATS

Opponent	Date	GS	MIN	Total		3-Pointers		Free throws		Rebounds									
				FG-FTA	PCT	3FG-3FGA	PCT	FT-FTA	PCT	OFF	DEF	TOT	AVG	PF	A	TO	BLK	STL	PTS
Delaware St.	11/04/2024		04:40	0-1	.000	0-1	.000	0-0	.000	0	0	0	0.0	0	1	0	0	0	0.0
USC Upstate	11/08/2024		00:55	0-1	.000	0-1	.000	0-0	.000	0	0	0	0.0	0	0	0	0	0	0.0
vs Penn St.	11/15/2024		03:35	1-1	1.000	0-0	.000	0-0	.000	0	1	1	0.3	1	0	0	0	2	0.7
Totals		0	09:09	1-3	.333	0-2	.000	0-0	.000	0	1	1	0.3	1	1	0	0	2	0.7

Player Averages

Games Played	Minutes/ game	Points/ game	FG Pct	3FG Pct	FT Pct	Rebounds/ game	Assists/ game	Turnovers/ game	Assist/Turnover ratio	Steals/ game	Blocks/ game
3	3.1	0.7	33.3	0.0	0.0	0.3	0.3	0.0	1.0	0.0	0.0

PRODUCTION TRACKER

	This Season	Career
Scored 10+ Points	-	3
Scored 20+ Points	-	-
Led Tech in Scoring	-	-
Made 3+ 3FGs	-	2
Led Tech in 3FGM	-	-
Shot over 40% from 3	-	11
Had Multiple Assists	-	10
Had Multiple Blocks	-	-
Had Multiple Steals	-	4



CAREER STATS

SEASON	TEAM	GP-GS	MIN/AVG	FG-FGA	FG%	3FG-3FGA	3FG%	FT-FTA	FT%	OFF	DEF	TOT	AVG	PF-FO	A	TO	BLK	STL	PTS	AVG
2023-24	Cal	32-0	453/14.2	39-96	.406	23-58	.397	12-14	.857	8	27	35	1.1	48-1	28	20	2	6	113	3.5
2024-25	VT	3-0	9/3.1	1-3	.333	0-2	.000	0-0	.000	0	1	1	0.3	1-0	1	0	0	0	2	0.7
TOTAL FOR VT		3-0	9/3.1	1-3	.333	0-2	.000	0-0	.000	0	1	1	0.3	1-0	1	0	0	0	2	0.7
TOTAL		35-0	463/13.2	40-99	.404	23-60	.383	12-14	.857	8	28	36	1.0	49-1	29	20	2	6	115	3.3



5 PATRICK WESSLER

R-SOPHOMORE Center | 7-0 | 250 | Marketing Management  
Matthews, North Carolina | Combine Academy



SEASON/CAREER BESTS

POINTS

Season 5 vs. Penn State (11/15/24)  
Career 5 vs. Penn State (11/15/24)

REBOUNDS

Season 6 vs. Winthrop (11/11/24)  
Career 6 vs. Winthrop (11/11/24)

ASSISTS

Season -  
Career 1 (2x), last at Ohio State (3/23/24)

BLOCKS

Season 2 vs. Penn State (11/15/24)  
Career 2 vs. Penn State (11/15/24)

STEALS

Season -  
Career 1 at Ohio State (3/23/24)

MINUTES

Season 14 vs. Winthrop (11/11/24)  
Career 14 vs. Winthrop (11/11/24)

FIELD GOALS MADE

Season 2 vs. Winthrop (11/11/24)  
Career 2 (2x), last vs. Winthrop (11/11/24)

FIELD GOALS ATTEMPTED

Season 4 vs. Winthrop (11/11/24)  
Career 4 vs. Winthrop (11/11/24)

3-PT. FIELD GOALS MADE

Season -  
Career -

3-PT. FIELD GOALS ATTEMPTED

Season -  
Career 1 at Wake Forest (12/30/23)

FREE THROWS MADE

Season 3 vs. Penn State (11/15/24)  
Career 3 vs. Penn State (11/15/24)

FREE THROWS ATTEMPTED

Season 4 vs. Penn State (11/15/24)  
Career 4 vs. Penn State (11/15/24)

CAREER STATS

- Has made great strides in his conditioning. *Last name pronounced: WES-ler*
- Redshirted the 2022-23 season.
- Invited to the Allen Iverson 24K Showcase game in Memphis his senior year in high school.
- Played his final two seasons at Combine Academy where he guided the program to a state championship in 2021-22.
- Averaged 18 points, 14 rebounds and 2.3 blocks as a senior, while Combine ended the season ranked No. 20 in the country with a 25-5 record.
- Named 2020-21 HoopState Network Sixth Man of the Year.
- Played his freshman and sophomore seasons at David W. Butler High School in Matthews, N.C.
- Southwestern 4A Conference Player of the Year.
- Competed for CC Elite on the AAU circuit.
- Rated the 148th-best prospect in the 2022 class by 247Sports; Tabbed the third-best player in the state of North Carolina and the 24th-best center nationally, according to 247Sports.
- Chose the Hokies over Providence, Southern Cal, NC State and Ole Miss.
- Big fan of dogs as pets. His family always had multiple dogs while Patrick was growing up.

2024-25 GAME-BY-GAME STATS

Opponent	Date	GS	MIN	Total		3-Pointers		Free throws		Rebounds				PF				BLK	STL	PTS	AVG
				FG-FGA	PCT	3FG-3FGA	PCT	FT-FTA	PCT	OFF	DEF	TOT	AVG	A	TO						
Delaware St.	11/04/2024		09:28	1-1	1.000	0-0	.000	2-2	1.000	1	4	5	5.0	0	0	0	0	4	4.0		
USC Upstate	11/08/2024		08:38	0-1	.000	0-0	.000	0-0	.000	0	0	0	2.5	1	0	1	1	0	2.0		
Winthrop	11/11/2024		14:14	2-4	.500	0-0	.000	0-0	.000	2	4	6	3.7	3	0	1	0	4	2.7		
vs Penn St.	11/15/2024		08:43	1-1	1.000	0-0	.000	3-4	.750	0	3	3	3.5	1	0	1	2	0	5	3.3	
Totals		0	41:03	4-7	.571	0-0	.000	5-6	.833	3	11	14	3.5	5	0	3	3	0	13	3.3	

Player Averages

Games Played	Minutes/ game	Points/ game	FG Pct	3FG Pct	FT Pct	Rebounds/ game	Assists/ game	Turnovers/ game	Assist/Turnover ratio	Steals/ game	Blocks/ game
4	10.3	3.3	57.1	0.0	83.3	3.5	0.0	0.8	0.0	0.0	0.8

PRODUCTION TRACKER

	This Season	Career
Scored 10+ Points	-	-
Had 5+ Rebounds	2	2
Had Multiple Blocks	1	1
Led Tech in Blocks	1	2
Had Multiple Steals	-	-
Shot over 50% from the floor	3	7
Played 10+ Minutes	1	2
Shot 5+ Free Throws	-	-
Had Multiple Dunks	-	-



SEASON	TEAM	GP-GS	MIN/AVG	FG-FGA	FG%	3FG-3FGA	3FG%	FT-FTA	FT%	OFF	DEF	TOT	AVG	PF-FO	A	TO	BLK	STL	PTS	AVG
2023-24	VT	13-0	50/3.9	5-13	.385	0-1	.000	2-4	.500	8	11	19	1.5	10-0	2	2	4	1	12	0.9
2024-25	VT	4-0	41/10.3	4-7	.571	0-0	.000	5-6	.833	3	11	14	3.5	5-0	0	3	3	0	13	3.3
TOTAL		17-0	91/5.4	9-20	.450	0-1	.000	7-10	.700	11	22	33	1.9	15-0	2	5	7	1	25	1.5

7 BRANDON RECHSTEINER

SOPHOMORE Guard | 6-1 | 190 | Sports Media and Analytics  
Acworth, Georgia | Etowah



SEASON/CAREER BESTS

POINTS

Season 19 vs. USC Upstate (11/8/24)  
Career 19 vs. USC Upstate (11/8/24)

REBOUNDS

Season 1 (4x), last vs. Penn State (11/15/24)  
Career 4 at Wake Forest (12/30/23)

ASSISTS

Season 5 vs. Penn State (11/15/24)  
Career 11 vs. American (12/21/23)

BLOCKS

Season -  
Career -

STEALS

Season 1 (2x), last vs. Winthrop (11/11/24)  
Career 1 (6x), last vs. Winthrop (11/11/24)

MINUTES

Season 31 vs. Delaware State (11/4/24)  
Career 31 vs. Delaware State (11/4/24)

FIELD GOALS MADE

Season 7 vs. USC Upstate (11/8/24)  
Career 7 vs. USC Upstate (11/8/24)

FIELD GOALS ATTEMPTED

Season 12 vs. USC Upstate (11/8/24)  
Career 12 vs. USC Upstate (11/8/24)

3-PT. FIELD GOALS MADE

Season 3 vs. USC Upstate (11/8/24)  
Career 3 vs. USC Upstate (11/8/24)

3-PT. FIELD GOALS ATTEMPTED

Season 5 (2x), last vs. USC Upstate (11/8/24)  
Career 6 vs. Valparaiso (12/9/23)

FREE THROWS MADE

Season 2 (2x), last vs. Winthrop (11/11/24)  
Career 4 vs. Coppin State (11/6/23)

FREE THROWS ATTEMPTED

Season 2 (3x), last vs. Penn State (11/15/24)  
Career 4 vs. Coppin State (11/6/23)

- Wakes up at 4:50 a.m. almost every day
- Sharpshooter who should flourish on the offensive side in Coach Young's system.
- A four-year letterwinner at Etowah where he was coached by Jason Dasinger
- All-state and team captain as a junior and senior.
- Averaged 18 points, 5.3 rebounds, 5.1 assists and 2.8 steals per game as a senior, guiding Etowah to the GHSA Class 6A Final Four.
- GACA/GBCA 6A North Player of the Year.
- Reached 1,000 career points on Jan. 14, 2023.
- Consensus four-star recruit.
- Rated the 87th-best prospect in the 2023 class on 247Sports.
- Tabbed the second-best point guard in the state of Georgia and the 15th-best point guard nationally, according to 247Sports.
- Chose the Hokies over Gonzaga, Tennessee, Miami (Fla.), LSU, Xavier, Clemson and Notre Dame.
- Father, Scott, is a hall of fame professional wrestler; goes by Scott Steiner and Big Poppa Pump.
- Brother, Brock, is a wide receiver for Jacksonville State.

Last name pronounced: WRECK-stine-er

2024-25 GAME-BY-GAME STATS

Opponent	Date	GS	MIN	Total		3-Pointers		Free throws		Rebounds				PF	A	TO	BLK	STL	PTS	AVG
				FG-FGA	PCT	3FG-3FGA	PCT	FT-FTA	PCT	OFF	DEF	TOT	AVG							
Delaware St.	11/04/2024	*	30:37	2-6	.333	2-5	.400	0-1	.000	0	1	1	1.0	4	3	2	0	1	6	6.0
USC Upstate	11/08/2024	*	26:07	7-12	.583	3-5	.600	2-2	1.000	1	0	1	1.0	2	4	1	0	0	19	12.5
Winthrop	11/11/2024	*	21:27	1-4	.250	0-3	.000	2-2	1.000	0	1	1	1.0	1	2	0	0	1	4	9.7
vs Penn St.	11/15/2024	*	26:56	2-6	.333	1-4	.250	1-2	.500	0	1	1	1.0	2	5	2	0	0	6	8.8
Totals		4	105:07	12-28	.429	6-17	.353	5-7	.714	1	3	4	1.0	9	14	5	0	2	35	8.8

Player Averages

Games Played	Minutes/ game	Points/ game	FG Pct	3FG Pct	FT Pct	Rebounds/ game	Assists/ game	Turnovers/ game	Assist/Turnover ratio	Steals/ game	Blocks/ game
4	26.3	8.8	42.9	35.3	71.4	1.0	3.5	1.3	2.8	0.5	0.0

PRODUCTION TRACKER

	This Season	Career
Scored 10+ Points	1	2
Scored 20+ Points	-	-
Made Multiple 3FGs	2	4
Made 3+ 3FGs	1	1
Led Tech in 3FGM	-	5
Shot over 40% from 3	2	10
Had 5+ Assists	1	2
Led Tech in Assists	2	7
Had Multiple Steals	-	-



CAREER STATS

SEASON	TEAM	GP-GS	MIN/AVG	FG-FGA	FG%	3FG-3FGA	3FG%	FT-FTA	FT%	OFF	DEF	TOT	AVG	PF-FO	A	TO	BLK	STL	PTS	AVG
2023-24	VT	26-2	239/9.2	16-43	.372	9-33	.273	6-8	.750	2	16	18	0.7	16-0	33	18	0	4	47	1.8
2024-25	VT	4-4	105/26.3	12-28	.429	6-17	.353	5-7	.714	1	3	4	1.0	9-0	14	5	0	2	35	8.8
TOTAL		30-6	344/11.5	28-71	.394	15-50	.300	11-15	.733	3	19	22	0.7	25-0	47	23	0	6	82	2.7



8 PETER CARR

FRESHMAN Guard | 6-5 | 205 | Computer Engineering  
West Chester, Pennsylvania | West Chester East



SEASON/CAREER BESTS

POINTS

Season -  
Career -

REBOUNDS

Season -  
Career -

ASSISTS

Season -  
Career -

BLOCKS

Season -  
Career -

STEALS

Season -  
Career -

MINUTES

Season 1 vs. Delaware State (11/4/24)  
Career 1 vs. Delaware State (11/4/24)

FIELD GOALS MADE

Season -  
Career -

FIELD GOALS ATTEMPTED

Season -  
Career -

3-PT. FIELD GOALS MADE

Season -  
Career -

3-PT. FIELD GOALS ATTEMPTED

Season -  
Career -

FREE THROWS MADE

Season -  
Career -

FREE THROWS ATTEMPTED

Season -  
Career -

- Recruited as a preferred walk-on.
- Four-year letterwinner and captain at West Chester East where he was coached by Tom Durant.
- Helped the Vikings to three straight Ches-Mont Conference championships.
- Averaged 13.2 points, 4.3 rebounds, and 1.2 assists per game during his senior year.
- Played AAU basketball for East Coast Power in the HGSL.
- Honors student (4.7 GPA).
- DECA and Senior Class Vice President.
- Youngest of four children: brothers, Alexander and Andrew, and sister, Lizzie.
- Father, Philip, played basketball at the University of Delaware.
- Uncle, Tim Carr, played basketball at the University of Delaware and overseas.
- Brother, Andrew, is a graduate student currently playing basketball at the University of Kentucky.
- Sister, Lizzie, is a junior currently playing volleyball at Purdue University.

2024-25 GAME-BY-GAME STATS

Opponent	Date	GS	MIN	Total		3-Pointers		Free throws		Rebounds													
				FG-FGA	PCT	3FG-3FGA	PCT	FT-FTA	PCT	OFF	DEF	TOT	AVG	PF	A	TO	BLK	STL	PTS	AVG			
Delaware St.	11/04/2024		00:33	0-0	.000	0-0	.000	0-0	.000	0	0	0	0.0	1	0	0	0	0	0	0	0	0	0.0
Totals		0	00:33	0-0	.000	0-0	.000	0-0	.000	0	0	0	0.0	1	0	0	0	0	0	0	0	0	0.0

Player Averages

Games Played	Minutes/ game	Points/ game	FG Pct	3FG Pct	FT Pct	Rebounds/ game	Assists/ game	Turnovers/ game	Assist/Turnover ratio	Steals/ game	Blocks/ game
1	0.6	0.0	0.0	0.0	0.0	0.0	0.0	0.0	0.0	0.0	0.0

PRODUCTION TRACKER

	This Season
Scored 5+ Points	-
Scored 10+ Points	-
Made Multiple 3FGs	-
Made 3+ 3FGs	-
Led Tech in 3FGM	-
Shot over 40% from 3	-
Played 5+ Minutes	-
Had Multiple Assists	-
Had Multiple Steals	-



CAREER STATS

SEASON	TEAM	GP-GS	MIN/AVG	FG-FGA	FG%	3FG-3FGA	3FG%	FT-FTA	FT%	OFF	DEF	TOT	AVG	PF-FO	A	TO	BLK	STL	PTS	AVG
2024-25	VT	1-0	1/0.6	0-0	.000	0-0	.000	0-0	.000	0	0	0	0.0	1-0	0	0	0	0	0	0.0
TOTAL		1-0	1/0.6	0-0	.000	0-0	.000	0-0	.000	0	0	0	0.0	1-0	0	0	0	0	0	0.0

9 CONNER VENABLE

SOPHOMORE Guard | 6-3 | 195 | Multimedia Journalism and Architecture  
Washington, D.C. | The Heights School



SEASON/CAREER BESTS

POINTS

Season -  
Career -

REBOUNDS

Season -  
Career 1 vs. Valparaiso (12/9/23)

ASSISTS

Season -  
Career -

BLOCKS

Season -  
Career -

STEALS

Season -  
Career -

MINUTES

Season 1 vs. Delaware State (11/4/24)  
Career 2 vs. Vermont (12/16/23)

FIELD GOALS MADE

Season -  
Career -

FIELD GOALS ATTEMPTED

Season -  
Career 1 (2x), last vs. Virginia (2/19/24)

3-PT. FIELD GOALS MADE

Season -  
Career -

3-PT. FIELD GOALS ATTEMPTED

Season -  
Career 1 vs. Virginia (2/19/24)

FREE THROWS MADE

Season -  
Career -

FREE THROWS ATTEMPTED

Season -  
Career 3 vs. Vermont (12/16/23)

- Recruited as a preferred walk-on.
- Two-time WCAC All-Conference Honorable Mention in 2021-22 and 2022-2023 at The Heights School in Potomac, Md.
- As the Cavaliers' leading scorer, averaged 25.5 points, 7.2 rebounds, 6.5 assists, 4.1 steals per game across a three-year career at The Heights School.
- Led the Cavaliers to their first WCAC win in two years.
- Brother Ra'Mond Hines played at Georgetown (2014-18) and competed in the 2015 NCAA tournament.

2024-25 GAME-BY-GAME STATS

Opponent	Date	GS	MIN	Total		3-Pointers		Free throws		Rebounds				PF				A					
				FG-FGA	PCT	3FG-3FGA	PCT	FT-FTA	PCT	OFF	DEF	TOT	AVG	PF	A	TO	BLK	STL	PTS	AVG			
Delaware St.	11/04/2024		00:33	0-0	.000	0-0	.000	0-0	.000	0	0	0	0.0	0	0	0	0	0	0	0	0	0	0.0
Totals		0	00:33	0-0	.000	0-0	.000	0-0	.000	0	0	0	0.0	0	0	0	0	0	0	0	0	0.0	

Player Averages

Games Played	Minutes/ game	Points/ game	FG Pct	3FG Pct	FT Pct	Rebounds/ game	Assists/ game	Turnovers/ game	Assist/Turnover ratio	Steals/ game	Blocks/ game
1	0.6	0.0	0.0	0.0	0.0	0.0	0.0	0.0	0.0	0.0	0.0

PRODUCTION TRACKER

	This Season	Career
Scored 5+ Points	-	-
Scored 10+ Points	-	-
Made Multiple 3FGs	-	-
Made 3+ 3FGs	-	-
Led Tech in 3FGM	-	-
Shot over 40% from 3	-	-
Played 5+ Minutes	-	-
Had Multiple Assists	-	-
Had Multiple Steals	-	-



CAREER STATS

SEASON	TEAM	GP-GS	MIN/AVG	FG-FGA	FG%	3FG-3FGA	3FG%	FT-FTA	FT%	OFF	DEF	TOT	AVG	PF-FO	A	TO	BLK	STL	PTS	AVG
2023-24	VT	4-0	4/1.0	0-2	.000	0-1	.000	0-3	.000	1	0	1	0.3	0-0	0	0	0	0	0	0.0
2024-25	VT	1-0	1/0.6	0-0	.000	0-0	.000	0-0	.000	0	0	0	0.0	0-0	0	0	0	0	0	0.0
TOTAL		5-0	4/0.9	0-2	.000	0-1	.000	0-3	.000	1	0	1	0.2	0-0	0	0	0	0	0	0.0



10 TYLER JOHNSON

FRESHMAN Guard | 6-5 | 215 | Earth Science Education  
Orlando, Florida | Oak Ridge



SEASON/CAREER BESTS

POINTS

Season 16 vs. USC Upstate (11/8/24)  
Career 16 vs. USC Upstate (11/8/24)

REBOUNDS

Season 10 vs. Winthrop (11/11/24)  
Career 10 vs. Winthrop (11/11/24)

ASSISTS

Season 1 (2x), last vs. USC Upstate (11/8/24)  
Career 1 (2x), last vs. USC Upstate (11/8/24)

BLOCKS

Season 1 (2x), last vs. Winthrop (11/11/24)  
Career 1 (2x), last vs. Winthrop (11/11/24)

STEALS

Season 1 (2x), last vs. Winthrop (11/11/24)  
Career 1 (2x), last vs. Winthrop (11/11/24)

MINUTES

Season 25 (2x), last vs. Penn State (11/15/24)  
Career 25 (2x), last vs. Penn State (11/15/24)

FIELD GOALS MADE

Season 5 vs. USC Upstate (11/8/24)  
Career 5 vs. USC Upstate (11/8/24)

FIELD GOALS ATTEMPTED

Season 8 vs. Delaware State (11/4/24)  
Career 8 vs. Delaware State (11/4/24)

3-PT. FIELD GOALS MADE

Season -  
Career -

3-PT. FIELD GOALS ATTEMPTED

Season 2 vs. Delaware State (11/4/24)  
Career 2 vs. Delaware State (11/4/24)

FREE THROWS MADE

Season 6 vs. USC Upstate (11/8/24)  
Career 6 vs. USC Upstate (11/8/24)

FREE THROWS ATTEMPTED

Season 7 vs. USC Upstate (11/8/24)  
Career 7 vs. USC Upstate (11/8/24)

- Mike Young called him a “hard-rocking man” who plays hard and is a “fierce offensive rebounder.”
- Four-year letterwinner at Oak Ridge where he was coached by Steve Reece.
- All-Metro and Orlando Sentinel All-Central Florida first team as a junior.
- Coached by Steve Reece and Sean Campbell while playing on the EYBL circuit with the Florida Rebels.
- Consensus three-star recruit.
- Rated the 189th-best prospect in the 2024 class on 247Sports.
- Recognized as the 17th-best player in the state of Florida and the 36th best at his position nationally, according to 247Sports.
- Chose Tech over FAU, Texas State and Hofstra.

2024-25 GAME-BY-GAME STATS

Opponent	Date	GS	MIN	Total		3-Pointers		Free throws		Rebounds				PF				PTS			
				FG-FGA	PCT	3FG-3FGA	PCT	FT-FTA	PCT	OFF	DEF	TOT	AVG	A	TO	BLK	STL	PTS	AVG		
Delaware St.	11/04/2024		24:33	4-8	.500	0-2	.000	0-3	.000	2	4	6	6.0	3	1	2	1	1	8	8.0	
USC Upstate	11/08/2024		21:28	5-7	.714	0-1	.000	6-7	.857	1	3	4	5.0	1	1	0	0	0	16	12.0	
Winthrop	11/11/2024		20:20	2-7	.286	0-1	.000	0-0	.000	6	4	10	6.7	2	0	4	1	1	4	9.3	
vs Penn St.	11/15/2024		25:28	1-2	.500	0-1	.000	2-2	1.000	2	4	6	6.5	3	0	3	0	0	4	8.0	
Totals		0	91:49	12-24	.500	0-5	.000	8-12	.667	11	15	26	6.5	9	2	9	2	2	32	8.0	

Player Averages

Games Played	Minutes/ game	Points/ game	FG Pct	3FG Pct	FT Pct	Rebounds/ game	Assists/ game	Turnovers/ game	Assist/Turnover ratio	Steals/ game	Blocks/ game
4	23.0	8.0	50.0	0.0	66.7	6.5	0.5	2.3	0.2	0.5	0.5

PRODUCTION TRACKER

	This Season
Scored 10+ Points	1
Scored 20+ Points	-
Led Tech in Scoring	-
Had 10+ Rebounds	1
Led Tech in Rebounding	1
Had a Double-Double	-
Shot over 50% from the floor	3
Made 3+ 3FGs	-
Shot 5+ Free Throws	1



CAREER STATS

SEASON	TEAM	GP-GS	MIN/AVG	FG-FGA	FG%	3FG-3FGA	3FG%	FT-FTA	FT%	OFF	DEF	TOT	AVG	PF-FO	A	TO	BLK	STL	PTS	AVG
2024-25	VT	4-0	92/23.0	12-24	.500	0-5	.000	8-12	.667	11	15	26	6.5	9-0	2	9	2	2	32	8.0
TOTAL		4-0	92/23.0	12-24	.500	0-5	.000	8-12	.667	11	15	26	6.5	9-0	2	9	2	2	32	8.0

11 BEN HAMMOND

FRESHMAN Guard | 5-11 | 170 | Sports Media and Analytics  
Fairfax, Virginia | Paul VI



SEASON/CAREER BESTS

POINTS

Season 6 vs. Winthrop (11/11/24)  
Career 6 vs. Winthrop (11/11/24)

REBOUNDS

Season 2 vs. USC Upstate (11/8/24)  
Career 2 vs. USC Upstate (11/8/24)

ASSISTS

Season 2 (2x), last vs. USC Upstate (11/8/24)  
Career 2 (2x), last vs. USC Upstate (11/8/24)

BLOCKS

Season -  
Career -

STEALS

Season 2 vs. Winthrop (11/11/24)  
Career 2 vs. Winthrop (11/11/24)

MINUTES

Season 19 vs. Winthrop (11/11/24)  
Career 19 vs. Winthrop (11/11/24)

FIELD GOALS MADE

Season 2 (2x), last vs. Penn State (11/15/24)  
Career 2 (2x), last vs. Penn State (11/15/24)

FIELD GOALS ATTEMPTED

Season 4 (3x), last vs. Penn State (11/15/24)  
Career 4 (3x), last vs. Penn State (11/15/24)

3-PT. FIELD GOALS MADE

Season 1 vs. Winthrop (11/11/24)  
Career 1 vs. Winthrop (11/11/24)

3-PT. FIELD GOALS ATTEMPTED

Season 3 vs. Winthrop (11/11/24)  
Career 3 vs. Winthrop (11/11/24)

FREE THROWS MADE

Season 3 vs. Winthrop (11/11/24)  
Career 3 vs. Winthrop (11/11/24)

FREE THROWS ATTEMPTED

Season 4 vs. Winthrop (11/11/24)  
Career 4 vs. Winthrop (11/11/24)

- Previously signed with Rhode Island in fall 2023; reopened his recruitment on April 16, 2024 and chose the Hokies less than two weeks later.
- Point guard for Paul VI, which finished the 2023-24 season 35-3 and ranked No. 2 in the country by ESPN.
- Earned First-Team All-Met honors in March after averaging 14 points, 6.7 assists, 4.5 rebounds and 3.4 steals per game as a senior.
- Eclipsed 1,000 career points and became PVI's all-time winningest player after guiding the Panthers to their fourth straight VISAA state title and his second WCAC title.
- Played for Team Takeover on the Nike EYBL circuit; joins former Tech star Erick Green, who led the nation in scoring in 2013, with ties to Paul VI and Team Takeover.
- Consensus three-star prospect and a top-10 player in Virginia.
- Chose the Hokies over Tennessee.
- David Jackson, the Hokies' strength and conditioning coach, calls him Mighty Mouse because despite his small stature, he is jacked and lightning quick.
- Father served in the army for 23 years and retired as a Lt. Colonel.

2024-25 GAME-BY-GAME STATS

Opponent	Date	GS	MIN	Total		3-Pointers		Free throws		Rebounds				PF				A	TO	BLK	STL	PTS	AVG
				FG-FGA	PCT	3FG-3FGA	PCT	FT-FTA	PCT	OFF	DEF	TOT	AVG										
Delaware St.	11/04/2024		08:50	0-2	.000	0-2	.000	0-0	.000	0	1	1	1.0	2	2	1	0	1	0	0.0			
USC Upstate	11/08/2024		13:53	2-4	.500	0-1	.000	0-0	.000	0	2	2	1.5	2	2	0	0	1	4	2.0			
Winthrop	11/11/2024		18:33	1-4	.250	1-3	.333	3-4	.750	0	0	0	1.0	1	1	0	0	2	6	3.3			
vs Penn St.	11/15/2024		16:30	2-4	.500	0-0	.000	0-1	.000	0	0	0	0.8	4	1	4	0	1	4	3.5			
Totals		0	57:46	5-14	.357	1-6	.167	3-5	.600	0	3	3	0.8	9	6	5	0	5	14	3.5			

Player Averages

Games Played	Minutes/ game	Points/ game	FG Pct	3FG Pct	FT Pct	Rebounds/ game	Assists/ game	Turnovers/ game	Assist/Turnover ratio	Steals/ game	Blocks/ game
4	14.4	3.5	35.7	16.7	60.0	0.8	1.5	1.3	1.2	1.3	0.0

PRODUCTION TRACKER

	This Season
Scored 10+ Points	-
Led Tech in Scoring	-
Made Multiple 3FGs	-
Had Multiple Assists	2
Had 5+ Assists	-
Led Tech in Assists	-
Shot over 50% from the floor	2
Had Multiple Steals	1
Led Tech in Steals	2



CAREER STATS

SEASON	TEAM	GP-GS	MIN/AVG	FG-FGA	FG%	3FG-3FGA	3FG%	FT-FTA	FT%	OFF	DEF	TOT	AVG	PF-FO	A	TO	BLK	STL	PTS	AVG
2024-25	VT	4-0	58/14.4	5-14	.357	1-6	.167	3-5	.600	0	3	3	0.8	9-0	6	5	0	5	14	3.5
TOTAL		4-0	58/14.4	5-14	.357	1-6	.167	3-5	.600	0	3	3	0.8	9-0	6	5	0	5	14	3.5



13 BEN BURNHAM

SENIOR Forward | 6-7 | 220 | Psychology  
Fort Mill, South Carolina | College of Charleston



SEASON/CAREER BESTS

POINTS

Season 8 vs. Penn State (11/15/24)  
Career 25 vs. Stony Brook (2/25/23)

REBOUNDS

Season 5 vs. USC Upstate (11/8/24)  
Career 13 at Hofstra (2/28/22)

ASSISTS

Season 2 vs. Penn State (11/15/24)  
Career 4 vs. Saint Joseph's (12/21/23)

BLOCKS

Season -  
Career 2 (9x), last vs. Alabama (3/22/24)

STEALS

Season -  
Career 3 (3x), last vs. The Citadel (12/14/23)

MINUTES

Season 17 vs. Delaware State (11/4/24)  
Career 35 vs. Presbyterian (12/12/21)

FIELD GOALS MADE

Season 2 vs. Penn State (11/15/24)  
Career 10 vs. Stony Brook (2/25/23)

FIELD GOALS ATTEMPTED

Season 3 (3x), last vs. Penn State (11/15/24)  
Career 19 vs. Wyoming (11/17/23)

3-PT. FIELD GOALS MADE

Season 2 vs. Penn State (11/15/24)  
Career 4 (2x), last vs. William & Mary (2/3/24)

3-PT. FIELD GOALS ATTEMPTED

Season 2 vs. Penn State (11/15/24)  
Career 10 vs. Wyoming (11/17/23)

FREE THROWS MADE

Season 2 (2x), last vs. Penn State (11/15/24)  
Career 6 (2x), last vs. Alabama (3/22/24)

FREE THROWS ATTEMPTED

Season 2 (3x), last vs. Penn State (11/15/24)  
Career 8 (3x), last vs. Alabama (3/22/24)

- When asked to describe Ben Burnham in one word, Mike Young said: "tough." He's not afraid to embrace physicality.
- Advanced to the 2024 NCAA tournament following a 82-79 overtime win against Stony Brook in the CAA title game.
- Averaged 11.9 points per game as a junior at College of Charleston.
- Scored 19 points against Alabama in the NCAA first round game.
- 6-foot-7 forward who starred at Carmel Christian School in Charlotte, N.C.
- Recorded two monster triple-double performances as a senior with 22 points, 16 rebounds and 10 blocks versus Victory Christian on Jan. 26 and 23 points, 23 rebounds and 10 blocks against Charlotte Christian in the state 4A playoffs.
- A two-time NCISAA all-state selection.
- Chose Tech over Florida State, Ole Miss and South Carolina.
- Has a good sense of humor. When asked what fans should know about him, he said, "I love food, so if anyone wants to take me out to lunch, let me know."
- Burnham was a skateboarder back in the day.

Last name pronounced: burn-UM

2024-25 GAME-BY-GAME STATS

Opponent	Date	GS	MIN	Total		3-Pointers		Free throws		Rebounds				PF		A		TO		BLK		STL		PTS		AVG
				FG-FGA	PCT	3FG-3FGA	PCT	FT-FTA	PCT	OFF	DEF	TOT	AVG													
Delaware St.	11/04/2024		17:25	0-3	.000	0-1	.000	2-2	1.000	2	2	4	4.0	2	0	1	0	0	0	0	2	2.0				
USC Upstate	11/08/2024		16:01	0-2	.000	0-0	.000	1-2	.500	3	2	5	4.5	2	0	1	0	0	0	0	1	1.5				
Winthrop	11/11/2024		10:44	1-3	.333	0-1	.000	0-0	.000	0	2	2	3.7	1	0	0	0	0	0	0	2	1.7				
vs Penn St.	11/15/2024		11:45	2-3	.667	2-2	1.000	2-2	1.000	1	2	3	3.5	5	2	1	0	0	0	0	8	3.3				
Totals		0	55:55	3-11	.273	2-4	.500	5-6	.833	6	8	14	3.5	10	2	3	0	0	0	0	13	3.3				

Player Averages

Games Played	Minutes/ game	Points/ game	FG Pct	3FG Pct	FT Pct	Rebounds/ game	Assists/ game	Turnovers/ game	Assist/Turnover ratio	Steals/ game	Blocks/ game
4	14.0	3.3	27.3	50.0	83.3	3.5	0.5	0.8	0.7	0.0	0.0

PRODUCTION TRACKER

	This Season	Career
Scored 10+ Points	-	47
Scored 20+ Points	-	5
Led Tech in Scoring	-	-
Had 10+ Rebounds	-	3
Led Tech in Rebounding	-	-
Had a Double-Double	-	-
Shot over 50% from the floor	1	58
Made 3+ 3FGs	-	12
Shot 5+ Free Throws	-	5



CAREER STATS

SEASON	TEAM	GP-GS	MIN/AVG	FG-FGA	FG%	3FG-3FGA	3FG%	FT-FTA	FT%	OFF	DEF	TOT	AVG	PF-FO	A	TO	BLK	STL	PTS	AVG
2021-22	CC	32-26	630/19.7	97-205	.473	23-71	.324	28-43	.651	47	91	138	4.3	57-0	27	37	15	22	245	7.7
2022-23	CC	35-0	588/16.8	116-219	.530	41-92	.446	36-50	.720	38	90	128	3.7	57-0	19	36	12	12	309	8.8
2023-24	CC	35-35	771/22.0	157-338	.464	46-125	.368	57-82	.695	59	100	159	4.5	55-1	31	34	17	30	417	11.9
2024-25	VT	4-0	56/14.0	3-11	.273	2-4	.500	5-6	.833	6	8	14	3.5	10-1	2	3	0	0	13	3.3
TOTAL FOR VT		4-0	56/14.0	3-11	.273	2-4	.500	5-6	.833	6	8	14	3.5	10-1	2	3	0	0	13	3.3
TOTAL		106-61	2045/19.3	373-773	.483	112-292	.384	126-181	.696	150	289	439	4.1	179-2	79	110	44	64	984	9.3

21 RYAN JONES JR.

FRESHMAN Forward | 6-8 | 240 | Graphic Design  
Gainesville, Florida | The Rock School



SEASON/CAREER BESTS

POINTS

Season 4 vs. Delaware State (11/4/24)  
Career 4 vs. Delaware State (11/4/24)

REBOUNDS

Season 1 vs. Delaware State (11/4/24)  
Career 1 vs. Delaware State (11/4/24)

ASSISTS

Season -  
Career -

BLOCKS

Season -  
Career -

STEALS

Season -  
Career -

MINUTES

Season 3 vs. Penn State (11/15/24)  
Career 3 vs. Penn State (11/15/24)

FIELD GOALS MADE

Season 2 vs. Delaware State (11/4/24)  
Career 2 vs. Delaware State (11/4/24)

FIELD GOALS ATTEMPTED

Season 2 vs. Delaware State (11/4/24)  
Career 2 vs. Delaware State (11/4/24)

3-PT. FIELD GOALS MADE

Season -  
Career -

3-PT. FIELD GOALS ATTEMPTED

Season -  
Career -

FREE THROWS MADE

Season -  
Career -

FREE THROWS ATTEMPTED

Season -  
Career -

- Strong in his faith of Jesus Christ; attends numerous FCA events as a campus student leader.
- Five-year letterwinner at The Rock School where he was coached by Justin Harden.
- Offensive player of the year as a sophomore and SIAA first team as a junior.
- Played AAU with Judah Nation.
- Won a gold medal with Team USA at the 2021 FIBA Americas U16 Championship.
- Consensus four-star recruit.
- Rated the 69th-best prospect in the 2024 class on 247Sports.
- Recognized as the 12th-best player in the state of Florida and the 12th-best center nationally, according to 247Sports.
- Chose Tech over Florida.
- Hidden talent is drawing.

2024-25 GAME-BY-GAME STATS

Opponent	Date	GS	MIN	Total		3-Pointers		Free throws		Rebounds				PF				PTS	AVG
				FG-FGA	PCT	3FG-3FGA	PCT	FT-FTA	PCT	OFF	DEF	TOT	AVG	A	TO	BLK	STL		
Delaware St.	11/04/2024		01:48	2-2	1.000	0-0	.000	0-0	.000	1	0	1	1.0	0	0	0	0	4	4.0
USC Upstate	11/08/2024		00:55	0-0	.000	0-0	.000	0-0	.000	0	0	0	0.5	0	0	0	0	0	2.0
vs Penn St.	11/15/2024		02:44	1-1	1.000	0-0	.000	0-0	.000	0	0	0	0.3	1	0	0	0	2	2.0
Totals		0	05:27	3-3	1.000	0-0	.000	0-0	.000	1	0	1	0.3	1	0	0	0	6	2.0

Player Averages

Games Played	Minutes/ game	Points/ game	FG Pct	3FG Pct	FT Pct	Rebounds/ game	Assists/ game	Turnovers/ game	Assist/Turnover ratio	Steals/ game	Blocks/ game
3	1.8	2.0	100.0	0.0	0.0	0.3	0.0	0.0	0.0	0.0	0.0

PRODUCTION TRACKER

	This Season
Scored 10+ Points	-
Made Multiple 3FGs	-
Had 10+ Rebounds	-
Had Multiple Blocks	-
Led Tech in Blocks	-
Had Multiple Steals	-
Shot over 50% from the floor	2
Shot 5+ Free Throws	-
Had Multiple Dunks	-



CAREER STATS

SEASON	TEAM	GP-GS	MIN/AVG	FG-FGA	FG%	3FG-3FGA	3FG%	FT-FTA	FT%	OFF	DEF	TOT	AVG	PF-FO	A	TO	BLK	STL	PTS	AVG
2024-25	VT	3-0	5/1.8	3-3	1.000	0-0	.000	0-0	.000	1	0	1	0.3	1-0	0	0	0	0	6	2.0
TOTAL		3-0	5/1.8	3-3	1.000	0-0	.000	0-0	.000	1	0	1	0.3	1-0	0	0	0	0	6	2.0



22 CONNOR SERVEN

GRADUATE STUDENT Forward | 6-8 | 225 | Agricultural and Life Sciences  
Prairie City, Illinois | Eastern Michigan



SEASON/CAREER BESTS

POINTS

Season -  
Career 15 vs. Kent State (1/6/24)

REBOUNDS

Season -  
Career 10 at Buffalo (2/20/24)

ASSISTS

Season -  
Career 3 (3x), last at Central Mich. (3/8/24)

BLOCKS

Season -  
Career 3 at Central Michigan (3/8/24)

STEALS

Season -  
Career 3 at Central Michigan (3/8/24)

MINUTES

Season 2 vs. Penn State (11/15/24)  
Career 42 at Central Michigan (3/8/24)

FIELD GOALS MADE

Season -  
Career 5 (2x), last at Akron (3/5/24)

FIELD GOALS ATTEMPTED

Season -  
Career 10 vs. Kent State (1/6/24)

3-PT. FIELD GOALS MADE

Season -  
Career 2 at Buffalo (2/20/24)

3-PT. FIELD GOALS ATTEMPTED

Season -  
Career 5 at Central Michigan (3/8/24)

FREE THROWS MADE

Season -  
Career 5 vs. Kent State (1/6/24)

FREE THROWS ATTEMPTED

Season -  
Career 5 (2x), last vs. Buffalo (1/27/24)

- Averaged 3.3 points and 3.1 rebounds in 31 games played at Eastern Michigan.
- Connected on 43.5% (40-92) of his field-goal attempts at EMU.
- Dialed up a career-high 15 points on 5 of 10 shooting vs. Kent State on Jan. 6, 2024.
- Notched three double-figure scoring games for the Eagles in 2023-24.
- Played three seasons for the Fighting Illini under head coach Brad Underwood.
- Appeared in 18 games during his time in Champaign, scoring three points and collecting seven rebounds.
- Member of three NCAA tournament teams, including two squads that advanced to the NCAA Second Round in both 2022 and 2023.
- Graduated from St. Rita High School and played under head coach Roshawn Russel

Last name pronounced: sir-VEN

2024-25 GAME-BY-GAME STATS

Opponent	Date	GS	MIN	Total		3-Pointers		Free throws		Rebounds				PF		A	TO	BLK	STL	PTS	AVG
				FG	FGA	PCT	3FG	3FGA	PCT	FT	FTA	PCT	OFF	DEF	TOT						
Delaware St.	11/04/2024		01:18	0-0	.000	0-0	.000	0-0	.000	0	0	0	0.0	0	0	0	0	0	0	0.0	
USC Upstate	11/08/2024		00:55	0-0	.000	0-0	.000	0-0	.000	0	0	0	0.0	0	0	0	0	0	0	0.0	
vs Penn St.	11/15/2024		02:26	0-0	.000	0-0	.000	0-0	.000	0	0	0	0.0	0	0	0	0	0	0	0.0	
Totals		0	04:39	0-0	.000	0-0	.000	0-0	.000	0	0	0	0.0	0	0	0	0	0	0	0.0	

Player Averages

Games Played	Minutes/game	Points/game	FG Pct	3FG Pct	FT Pct	Rebounds/game	Assists/game	Turnovers/game	Assist/Turnover ratio	Steals/game	Blocks/game
3	1.5	0.0	0.0	0.0	0.0	0.0	0.0	0.0	0.0	0.0	0.0

PRODUCTION TRACKER

	This Season	Career
Scored 10+ Points	-	3
Had 10+ Rebounds	-	1
Had Multiple Blocks	-	5
Led Tech in Blocks	-	-
Had Multiple Steals	-	3
Shot over 50% from the floor	-	14
Played 10+ Minutes	-	19
Shot 5+ Free Throws	-	2
Made Multiple 3FGs	-	1



CAREER STATS

SEASON	TEAM	GP-GS	MIN/AVG	FG-FGA	FG%	3FG-3FGA	3FG%	FT-FTA	FT%	OFF	DEF	TOT	AVG	PF-FO	A	TO	BLK	STL	PTS	AVG
2020-21	Illini	7-0	13/1.8	1-1	1.000	0-0	.000	0-0	.000	1	1	2	0.3	2-0	0	1	0	0	2	0.3
2021-22	Illini	6-0	11/1.9	0-1	.000	0-1	.000	0-0	.000	0	1	1	0.2	0-0	0	0	0	0	0	0.0
2022-23	Illini	5-0	19/3.9	0-1	.000	0-1	.000	1-2	.500	1	3	4	0.8	2-0	0	2	0	1	1	0.2
2023-24	EMU	31-13	556/17.9	40-93	.430	8-32	.250	14-29	.483	26	71	97	3.1	36-0	19	14	14	20	102	3.3
2024-25	VT	3-0	5/1.5	0-0	.000	0-0	.000	0-0	.000	0	0	0	0.0	0-0	0	0	0	0	0	0.0
TOTAL FOR VT		3-0	5/1.5	0-0	.000	0-0	.000	0-0	.000	0	0	0	0.0	0-0	0	0	0	0	0	0.0
TOTAL		52-13	604/11.6	41-96	.427	8-34	.235	15-31	.484	28	76	104	2.0	40-0	19	17	14	21	105	2.0

34 MYLYJAEI POTEA

GRADUATE STUDENT Forward | 6-9 | 260 | Sociology  
Reidsville, North Carolina | Rice



SEASON/CAREER BESTS

POINTS

Season 19 vs. USC Upstate (11/8/24)  
Career 19 vs. USC Upstate (11/8/24)

REBOUNDS

Season 5 (2x), last vs. USC Upstate (11/8/24)  
Career 11 vs. Ohio (3/19/22)

ASSISTS

Season 5 vs. Delaware State (11/4/24)  
Career 5 vs. Delaware State (11/4/24)

BLOCKS

Season 2 vs. Delaware State (11/4/24)  
Career 2 (3x), last vs. Del. State (11/4/24)

STEALS

Season -  
Career 2 (2x), last at Miami (2/3/24)

MINUTES

Season 27 vs. USC Upstate (11/8/24)  
Career 27 vs. USC Upstate (11/8/24)

FIELD GOALS MADE

Season 6 vs. USC Upstate (11/8/24)  
Career 7 at Western Kentucky (1/13/22)

FIELD GOALS ATTEMPTED

Season 8 (2x), last vs. Penn State (11/15/24)  
Career 10 at Western Kentucky (1/13/22)

3-PT. FIELD GOALS MADE

Season -  
Career -

3-PT. FIELD GOALS ATTEMPTED

Season 1 vs. Winthrop (11/11/24)  
Career 1 (2x), last vs. Winthrop (11/11/24)

FREE THROWS MADE

Season 7 (2x), last vs. Penn State (11/15/24)  
Career 9 at Louisiana Tech (1/27/22)

FREE THROWS ATTEMPTED

Season 9 (2x), last vs. Penn State (11/15/24)  
Career 10 at Louisiana Tech (1/27/22)

- Has drawn high praise from Coach Young since arriving in Blacksburg – credits his footwork and hands.
- Going into his fifth season in the best shape he's ever been.
- Dialed up a career-high-tying 18 points in Tech's 91-67 win over Georgia Tech in 2023-24.
- All-ACC Academic Team honoree in 2022-23 and 2023-24.
- Finished with a 64.2% field-goal percentage in his first season in Blacksburg.
- Tallied 311 career points and 172 career rebounds at Rice.
- Averaged 6.8 points and 3.7 rebounds per game for his career as an Owl.
- Recorded a pair of double-doubles in 2021-22.
- Connected on 70.2% (87-124) of his attempts from the floor in two seasons at Rice.
- One of five players to play all 33 games for the Owls in 2021-22.
- His 62.0 field-goal percentage was the seventh-highest in a season in program history in 2021-22.
- Reached double-figure scoring 14 times in 2021-22, leading the Owls in scoring and rebounding five times.

Name pronounced: muh-LIE-juhl POH-teet

2024-25 GAME-BY-GAME STATS

Opponent	Date	GS	MIN	Total		3-Pointers		Free throws		Rebounds				PF	A	TO	BLK	STL	PTS	AVG
				FG-FGA	PCT	3FG-3FGA	PCT	FT-FTA	PCT	OFF	DEF	TOT	AVG							
Delaware St.	11/04/2024	*	22:58	5-7	.714	0-0	.000	4-7	.571	2	3	5	5.0	3	5	1	2	0	14	14.0
USC Upstate	11/08/2024	*	27:11	6-8	.750	0-0	.000	7-9	.778	2	3	5	5.0	3	1	2	0	0	19	16.5
Winthrop	11/11/2024	*	25:22	1-7	.143	0-1	.000	3-4	.750	1	2	3	4.3	4	2	0	0	0	5	12.7
vs Penn St.	11/15/2024	*	23:27	4-8	.500	0-0	.000	7-9	.778	0	2	2	3.8	1	2	4	0	0	15	13.3
Totals		4	98:58	16-30	.533	0-1	.000	21-29	.724	5	10	15	3.8	11	10	7	2	0	53	13.3

Player Averages

Games Played	Minutes/ game	Points/ game	FG Pct	3FG Pct	FT Pct	Rebounds/ game	Assists/ game	Turnovers/ game	Assist/Turnover ratio	Steals/ game	Blocks/ game
4	24.7	13.3	53.3	0.0	72.4	3.8	2.5	1.8	1.4	0.0	0.5

PRODUCTION TRACKER

	This Season	Career
Scored 10+ Points	3	26
Had 10+ Rebounds	-	2
Had Multiple Blocks	1	3
Led Tech in Blocks	1	6
Had Multiple Steals	-	2
Shot over 50% from the floor	3	74
Had a Double-Double	-	-
Shot 5+ Free Throws	3	19
Had Multiple Dunks	1	8



CAREER STATS

SEASON	TEAM	GP-GS	MIN/AVG	FG-FGA	FG%	3FG-3FGA	3FG%	FT-FTA	FT%	OFF	DEF	TOT	AVG	PF-FO	A	TO	BLK	STL	PTS	AVG
2020-21	Rice	13-0	131/10.1	19-29	.655	0-1	.000	20-25	.800	11	24	35	2.7	25-0	6	15	4	3	58	4.5
2021-22	Rice	33-3	454/13.8	93-150	.620	0-0	.000	67-99	.677	58	79	137	4.2	67-1	12	40	8	4	253	7.7
2022-23	VT	34-0	297/8.7	34-53	.642	0-0	.000	49-66	.742	28	39	67	2.0	49-0	10	16	5	5	117	3.4
2023-24	VT	34-1	494/14.5	85-132	.644	0-0	.000	49-73	.671	48	71	119	3.5	65-1	24	29	8	9	219	6.4
2024-25	VT	4-4	99/24.7	16-30	.533	0-1	.000	21-29	.724	5	10	15	3.8	11-0	10	7	2	0	53	13.3
TOTAL FOR VT		72-5	890/12.4	135-215	.628	0-1	.000	119-168	.708	81	120	201	2.8	125-1	44	52	15	14	389	5.4
TOTAL		118-8	1474/12.5	247-394	.627	0-2	.000	206-292	.705	150	223	373	3.2	217-2	62	107	27	21	700	5.9

COMBINED TEAM STATS

Game Records

Record	Overall	Home	Away	Neutral
ALL GAMES	3-1	3-0	0-0	0-1
CONFERENCE	0-0	0-0	0-0	0-0
NON-CONFERENCE	3-1	3-0	0-0	0-1

Score by Periods

Team	1st	2nd	OT	TOT
Virginia Tech	129	169	0	298
Opponents	126	146	0	272

Team Box Score

No.	Player				Total		3-Point		F-Throw		Rebounds											
		GP-GS	MIN	AVG	FG-FGA	FG%	3FG-3FGA	3FG%	FT-FTA	FT%	OFF	DEF	TOT	AVG	PF	DQ	A	TO	BLK	STL	PTS	AVG
34	POTEAT, Mylyjael	4-4	98:58	24.7	16-30	.533	0-1	.000	21-29	.724	5	10	15	3.8	11	0	10	7	2	0	53	13.3
1	LAWAL, Tobi	4-4	102:19	25.6	15-27	.556	2-9	.222	19-26	.731	15	20	35	8.8	10	0	2	12	6	5	51	12.8
2	SCHUTT, Jaden	4-4	111:18	27.8	15-32	.469	11-26	.423	3-7	.429	1	12	13	3.3	13	0	9	5	0	4	44	11.0
7	RECHSTEINER, Brandon	4-4	105:07	26.3	12-28	.429	6-17	.353	5-7	.714	1	3	4	1.0	9	0	14	5	0	2	35	8.8
3	YOUNG, Jaydon	4-4	115:23	28.8	10-40	.250	8-26	.308	7-9	.778	0	10	10	2.5	3	0	10	7	0	0	35	8.8
10	JOHNSON, Tyler	4-0	91:49	23.0	12-24	.500	0-5	.000	8-12	.667	11	15	26	6.5	9	0	2	9	2	2	32	8.0
11	HAMMOND, Ben	4-0	57:46	14.4	5-14	.357	1-6	.167	3-5	.600	0	3	3	0.8	9	0	6	5	0	5	14	3.5
13	BURNHAM, Ben	4-0	55:55	14.0	3-11	.273	2-4	.500	5-6	.833	6	8	14	3.5	10	1	2	3	0	0	13	3.3
5	WESSLER, Patrick	4-0	41:03	10.3	4-7	.571	0-0	.000	5-6	.833	3	11	14	3.5	5	0	0	3	3	0	13	3.3
21	JONES JR., Ryan	3-0	05:27	1.8	3-3	1.000	0-0	.000	0-0	.000	1	0	1	0.3	1	0	0	0	0	0	6	2.0
4	BROWN JR., Rodney	3-0	09:09	3.1	1-3	.333	0-2	.000	0-0	.000	0	1	1	0.3	1	0	1	0	0	0	2	0.7
22	SERVEN, Connor	3-0	04:39	1.5	0-0	.000	0-0	.000	0-0	.000	0	0	0	0.0	0	0	0	0	0	0	0	0.0
9	VENABLE, Conner	1-0	00:33	0.6	0-0	.000	0-0	.000	0-0	.000	0	0	0	0.0	0	0	0	0	0	0	0	0.0
8	CARR, Peter	1-0	00:33	0.6	0-0	.000	0-0	.000	0-0	.000	0	0	0	0.0	1	0	0	0	0	0	0	0.0
Team											8	6	14					4				
Total		4	800		96-219	.438	30-96	.313	76-107	.710	51	99	150	37.5	82	1	56	60	13	18	298	74.5
Opponents		4	800		93-217	.429	25-85	.294	61-86	.709	33	79	112	28.0	84	3	47	56	10	30	272	68.0

Team Statistics

	VT	OPP
Scoring	298	272
Points per game	74.5	68.0
Scoring margin	+6.5	-
Field goals-att	96-219	93-217
Field goal pct	.438	.429
3 point fg-att	30-96	25-85
3-point FG pct	.313	.294
3-pt FG made per game	7.5	6.3
Free throws-att	76-107	61-86
Free throw pct	.710	.709
F-Throws made per game	19.0	15.3
Rebounds	150	112
Rebounds per game	37.5	28.0
Rebounding margin	+9.5	-
Assists	56	47
Assists per game	14.0	11.8
Turnovers	60	56
Turnovers per game	15.0	14.0
Turnover margin	-1.0	-
Assist/turnover ratio	0.9	0.8
Steals	18	30
Steals per game	4.5	7.5
Blocks	13	10
Blocks per game	3.3	2.5
Winning streak	0	-
Home win streak	3	-
Attendance	14937	0
Home games-Avg/Game	3-4979	0-0
Neutral site-Avg/Game	-	1-4868

Team Results

Date	Opponent		Score	Att.
11/04/2024	Delaware St.	W	83-60	4453
11/08/2024	USC Upstate	W	93-74	6327
11/11/2024	Winthrop	W	58-52	4157
11/15/2024	vs Penn St.	L	64-86	4868



TEAM GAME-BY-GAME

				Total		3-Pointers		Free throws		Rebounds											
Opponent	Date	Score		FG-FGA	PCT	3FG-3FGA	PCT	FT-FTA	PCT	OFF	DEF	TOT	AVG	PF	A	TO	BLK	STL	PTS	AVG	
Delaware St.	11/04/2024	83-60	W	26-55	.473	9-28	.321	22-33	.667	14	27	41	41.0	21	20	16	5	6	83	83.0	
USC Upstate	11/08/2024	93-74	W	31-62	.500	8-21	.381	23-30	.767	12	20	32	36.5	16	14	7	3	3	93	88.0	
Winthrop	11/11/2024	58-52	W	19-57	.333	8-29	.276	12-18	.667	16	27	43	38.7	17	9	13	3	6	58	78.0	
vs Penn St.	11/15/2024	64-86	L	20-45	.444	5-18	.278	19-26	.731	9	25	34	37.5	28	13	24	2	3	64	74.5	
Total		298		96-219	.438	30-96	.313	76-107	.710	51	99	150	37.5	82	56	60	13	18	298	74.5	
Opponents		272		93-217	.429	25-85	.294	61-86	.709	33	79	112	28.0	84	47	56	10	30	272	68.0	

Virginia Tech Averages

Games Played	Points/ game	FG Pct	3FG Pct	FT Pct	Rebounds/ game	Assists/ game	Turnovers/ game	Assist/Turnover ratio	Steals/ game	Blocks/ game
4	74.5	43.8	31.3	71.0	37.5	14.0	15.0	0.9	4.5	3.3

OPPONENTS GAME-BY-GAME

				Total		3-Pointers		Free throws		Rebounds										
Opponent	Date	Score		FG-FGA	PCT	3FG-3FGA	PCT	FT-FTA	PCT	OFF	DEF	TOT	AVG	PF	A	TO	BLK	STL	PTS	AVG
Delaware St.	11/04/2024	83-60	W	17-49	.347	3-10	.300	23-30	.767	10	19	29	29.0	23	8	16	1	9	60	60.0
USC Upstate	11/08/2024	93-74	W	28-55	.509	9-21	.429	9-13	.692	5	20	25	27.0	22	15	17	3	3	74	67.0
Winthrop	11/11/2024	58-52	W	20-58	.345	5-32	.156	7-13	.538	11	21	32	28.7	17	8	11	3	2	52	62.0
vs Penn St.	11/15/2024	64-86	L	28-55	.509	8-22	.364	22-30	.733	7	19	26	28.0	22	16	12	3	16	86	68.0
Total		272		93-217	.429	25-85	.294	61-86	.709	33	79	112	28.0	84	47	56	10	30	272	68.0
Virginia Tech		298		96-219	.438	30-96	.313	76-107	.710	51	99	150	37.5	82	56	60	13	18	298	74.5

Opponents Averages

Games Played	Points/ game	FG Pct	3FG Pct	FT Pct	Rebounds/ game	Assists/ game	Turnovers/ game	Assist/Turnover ratio	Steals/ game	Blocks/ game
4	68.0	42.9	29.4	70.9	28.0	11.8	14.0	0.8	7.5	2.5

**TEAM CATEGORY LEADERS**
**Points**

##	Player	G	Pts	Pts/G
34	Poteat, Mylyjael	4	53	13.3
1	Lawal, Tobi	4	51	12.8
2	Schutt, Jaden	4	44	11.0
7	Rechsteiner, Brandon	4	35	8.8
3	Young, Jaydon	4	35	8.8
10	Johnson, Tyler	4	32	8.0
11	Hammond, Ben	4	14	3.5
13	Burnham, Ben	4	13	3.3
5	Wessler, Patrick	4	13	3.3
21	Jones Jr., Ryan	3	6	2.0
4	Brown Jr., Rodney	3	2	0.7

**Scoring Average**

##	Player	G	Pts	Pts/G
34	Poteat, Mylyjael	4	53	13.3
1	Lawal, Tobi	4	51	12.8
2	Schutt, Jaden	4	44	11.0
7	Rechsteiner, Brandon	4	35	8.8
3	Young, Jaydon	4	35	8.8
10	Johnson, Tyler	4	32	8.0
11	Hammond, Ben	4	14	3.5
13	Burnham, Ben	4	13	3.3
5	Wessler, Patrick	4	13	3.3
21	Jones Jr., Ryan	3	6	2.0
4	Brown Jr., Rodney	3	2	0.7

**Field Goal Percentage**

##	Player	FG	Att	Pct
21	Jones Jr., Ryan	3	3	1.000
5	Wessler, Patrick	4	7	.571
1	Lawal, Tobi	15	27	.556
34	Poteat, Mylyjael	16	30	.533
10	Johnson, Tyler	12	24	.500
2	Schutt, Jaden	15	32	.469
7	Rechsteiner, Brandon	12	28	.429
11	Hammond, Ben	5	14	.357
4	Brown Jr., Rodney	1	3	.333
13	Burnham, Ben	3	11	.273
3	Young, Jaydon	10	40	.250

**Field Goal Attempts**

##	Player	G	Att	Att/G
3	Young, Jaydon	4	40	10.0
2	Schutt, Jaden	4	32	8.0
34	Poteat, Mylyjael	4	30	7.5
7	Rechsteiner, Brandon	4	28	7.0
1	Lawal, Tobi	4	27	6.8

**Field Goals Made**

##	Player	G	Made	Made/G
34	Poteat, Mylyjael	4	16	4.0
1	Lawal, Tobi	4	15	3.8
2	Schutt, Jaden	4	15	3.8
7	Rechsteiner, Brandon	4	12	3.0
10	Johnson, Tyler	4	12	3.0

**3-Point FG Percentage**

##	Player	3FG	Att	Pct
13	Burnham, Ben	2	4	.500
2	Schutt, Jaden	11	26	.423
7	Rechsteiner, Brandon	6	17	.353
3	Young, Jaydon	8	26	.308
1	Lawal, Tobi	2	9	.222
11	Hammond, Ben	1	6	.167

**3-Point FG Attempts**

##	Player	G	Att	Att/G
2	Schutt, Jaden	4	26	6.5
3	Young, Jaydon	4	26	6.5
7	Rechsteiner, Brandon	4	17	4.3
1	Lawal, Tobi	4	9	2.3
11	Hammond, Ben	4	6	1.5

**3-Point FG Made**

##	Player	G	Made	Made/G
2	Schutt, Jaden	4	11	2.8
3	Young, Jaydon	4	8	2.0
7	Rechsteiner, Brandon	4	6	1.5
1	Lawal, Tobi	4	2	0.5
13	Burnham, Ben	4	2	0.5



## TEAM CATEGORY LEADERS

## Free Throw Percentage

##	Player	Made	Att	Pct
13	Burnham, Ben	5	6	.833
5	Wessler, Patrick	5	6	.833
3	Young, Jaydon	7	9	.778
1	Lawal, Tobi	19	26	.731
34	Poteat, Mylyjael	21	29	.724
7	Rechsteiner, Brandon	5	7	.714
10	Johnson, Tyler	8	12	.667
11	Hammond, Ben	3	5	.600
2	Schutt, Jaden	3	7	.429

## Free Throw Attempts

##	Player	G	Att	Att/G
34	Poteat, Mylyjael	4	29	7.3
1	Lawal, Tobi	4	26	6.5
10	Johnson, Tyler	4	12	3.0
3	Young, Jaydon	4	9	2.3
2	Schutt, Jaden	4	7	1.8

## Free Throws Made

##	Player	G	Made	Made/G
34	Poteat, Mylyjael	4	21	5.3
1	Lawal, Tobi	4	19	4.8
10	Johnson, Tyler	4	8	2.0
3	Young, Jaydon	4	7	1.8
7	Rechsteiner, Brandon	4	5	1.3

## Rebounds

##	Player	G	Reb	Reb/G
1	Lawal, Tobi	4	35	8.8
10	Johnson, Tyler	4	26	6.5
34	Poteat, Mylyjael	4	15	3.8
13	Burnham, Ben	4	14	3.5
5	Wessler, Patrick	4	14	3.5

## Assists

##	Player	G	Ast	Ast/G
7	Rechsteiner, Brandon	4	14	3.5
34	Poteat, Mylyjael	4	10	2.5
3	Young, Jaydon	4	10	2.5
2	Schutt, Jaden	4	9	2.3
11	Hammond, Ben	4	6	1.5

## Rebounds Average

##	Player	G	Reb	Reb/G
1	Lawal, Tobi	4	35	8.8
10	Johnson, Tyler	4	26	6.5
34	Poteat, Mylyjael	4	15	3.8
13	Burnham, Ben	4	14	3.5
5	Wessler, Patrick	4	14	3.5

## Steals

##	Player	G	Stl	Stl/G
1	Lawal, Tobi	4	5	1.3
11	Hammond, Ben	4	5	1.3
2	Schutt, Jaden	4	4	1.0
7	Rechsteiner, Brandon	4	2	0.5
10	Johnson, Tyler	4	2	0.5

## Offensive Rebounds

##	Player	G	OReb	OReb/G
1	Lawal, Tobi	4	15	3.8
10	Johnson, Tyler	4	11	2.8
13	Burnham, Ben	4	6	1.5
34	Poteat, Mylyjael	4	5	1.3
5	Wessler, Patrick	4	3	0.8

## Blocked Shots

##	Player	G	Blk	Blk/G
1	Lawal, Tobi	4	6	1.5
5	Wessler, Patrick	4	3	0.8
34	Poteat, Mylyjael	4	2	0.5
10	Johnson, Tyler	4	2	0.5

## Defensive Rebounds

##	Player	G	DReb	DReb/G
1	Lawal, Tobi	4	20	5.0
10	Johnson, Tyler	4	15	3.8
2	Schutt, Jaden	4	12	3.0
5	Wessler, Patrick	4	11	2.8
34	Poteat, Mylyjael	4	10	2.5

## Minutes

##	Player	G	Min	Min/G
3	Young, Jaydon	4	115	28:51
2	Schutt, Jaden	4	111	27:50
7	Rechsteiner, Brandon	4	105	26:17
1	Lawal, Tobi	4	102	25:35
34	Poteat, Mylyjael	4	99	24:45

## TEAM CATEGORY LEADERS

## Fouls

##	Player	G	PF	PF/G
2	Schutt, Jaden	4	13	3.3
34	Poteat, Mylyjael	4	11	2.8
1	Lawal, Tobi	4	10	2.5
13	Burnham, Ben	4	10	2.5
7	Rechsteiner, Brandon	4	9	2.3

## Turnovers

##	Player	G	TO	TO/G
1	Lawal, Tobi	4	12	3.0
10	Johnson, Tyler	4	9	2.3
34	Poteat, Mylyjael	4	7	1.8
3	Young, Jaydon	4	7	1.8
2	Schutt, Jaden	4	5	1.3

## Foul Outs

##	Player	G	FO
13	Burnham, Ben	4	1

**TEAM GAME HIGHS**
**Virginia Tech - Game Highs**

<b>POINTS</b>	93		USC Upstate (11/08/2024)
	83		Delaware St. (11/04/2024)
	64		vs Penn St. (N) (11/15/2024)
	58		Winthrop (11/11/2024)
<b>FIELD GOALS MADE</b>	31		USC Upstate (11/08/2024)
	26		Delaware St. (11/04/2024)
<b>FIELD GOAL ATTEMPTS</b>	62		USC Upstate (11/08/2024)
	57		Winthrop (11/11/2024)
<b>FIELD GOAL PERCENTAGE</b>	.500	(31-62)	USC Upstate (11/08/2024)
	.473	(26-55)	Delaware St. (11/04/2024)
<b>3 PT FG MADE</b>	9		Delaware St. (11/04/2024)
	8		Winthrop (11/11/2024)
	8		USC Upstate (11/08/2024)
<b>3 PT FG ATTEMPTS</b>	29		Winthrop (11/11/2024)
	28		Delaware St. (11/04/2024)
<b>3 PT FG PERCENTAGE</b>	.381	(8-21)	USC Upstate (11/08/2024)
	.321	(9-28)	Delaware St. (11/04/2024)
<b>FREE THROWS MADE</b>	23		USC Upstate (11/08/2024)
	22		Delaware St. (11/04/2024)
<b>FREE THROW ATTEMPTS</b>	33		Delaware St. (11/04/2024)
	30		USC Upstate (11/08/2024)
<b>FREE THROW PERCENTAGE</b>	.767	(23-30)	USC Upstate (11/08/2024)
	.731	(19-26)	vs Penn St. (N) (11/15/2024)
<b>REBOUNDS</b>	43		Winthrop (11/11/2024)
	41		Delaware St. (11/04/2024)
<b>ASSISTS</b>	20		Delaware St. (11/04/2024)
	14		USC Upstate (11/08/2024)
<b>STEALS</b>	6		Winthrop (11/11/2024)
	6		Delaware St. (11/04/2024)
<b>BLOCKED SHOTS</b>	5		Delaware St. (11/04/2024)
	3		Winthrop (11/11/2024)
	3		USC Upstate (11/08/2024)
<b>TURNOVERS</b>	24		vs Penn St. (N) (11/15/2024)
	16		Delaware St. (11/04/2024)
<b>FOULS</b>	28		vs Penn St. (N) (11/15/2024)
	21		Delaware St. (11/04/2024)



## OPPONENT GAME HIGHS

## Opponent - Game Highs

<b>POINTS</b>	86		vs Penn St. (N) (11/15/2024)
	74		USC Upstate (11/08/2024)
	60		Delaware St. (11/04/2024)
	52		Winthrop (11/11/2024)
<b>FIELD GOALS MADE</b>	28		vs Penn St. (N) (11/15/2024)
	28		USC Upstate (11/08/2024)
<b>FIELD GOAL ATTEMPTS</b>	58		Winthrop (11/11/2024)
	55		vs Penn St. (N) (11/15/2024)
	55		USC Upstate (11/08/2024)
<b>FIELD GOAL PERCENTAGE</b>	.509	(28-55)	vs Penn St. (N) (11/15/2024)
	.509	(28-55)	USC Upstate (11/08/2024)
<b>3 PT FG MADE</b>	9		USC Upstate (11/08/2024)
	8		vs Penn St. (N) (11/15/2024)
<b>3 PT FG ATTEMPTS</b>	32		Winthrop (11/11/2024)
	22		vs Penn St. (N) (11/15/2024)
<b>3 PT FG PERCENTAGE</b>	.429	(9-21)	USC Upstate (11/08/2024)
	.364	(8-22)	vs Penn St. (N) (11/15/2024)
<b>FREE THROWS MADE</b>	23		Delaware St. (11/04/2024)
	22		vs Penn St. (N) (11/15/2024)
<b>FREE THROW ATTEMPTS</b>	30		vs Penn St. (N) (11/15/2024)
	30		Delaware St. (11/04/2024)
<b>FREE THROW PERCENTAGE</b>	.767	(23-30)	Delaware St. (11/04/2024)
	.733	(22-30)	vs Penn St. (N) (11/15/2024)
<b>REBOUNDS</b>	32		Winthrop (11/11/2024)
	29		Delaware St. (11/04/2024)
<b>ASSISTS</b>	16		vs Penn St. (N) (11/15/2024)
	15		USC Upstate (11/08/2024)
<b>STEALS</b>	16		vs Penn St. (N) (11/15/2024)
	9		Delaware St. (11/04/2024)
<b>BLOCKED SHOTS</b>	3		vs Penn St. (N) (11/15/2024)
	3		Winthrop (11/11/2024)
	3		USC Upstate (11/08/2024)
<b>TURNOVERS</b>	17		USC Upstate (11/08/2024)
	16		Delaware St. (11/04/2024)
<b>FOULS</b>	23		Delaware St. (11/04/2024)
	22		vs Penn St. (N) (11/15/2024)
	22		USC Upstate (11/08/2024)

## TEAM GAME LOWS

## Virginia Tech - Game Lows

POINTS	58		Winthrop (11/11/2024)
	64		vs Penn St. (N) (11/15/2024)
	83		Delaware St. (11/04/2024)
	93		USC Upstate (11/08/2024)
FIELD GOALS MADE	19		Winthrop (11/11/2024)
	20		vs Penn St. (N) (11/15/2024)
FIELD GOAL ATTEMPTS	45		vs Penn St. (N) (11/15/2024)
	55		Delaware St. (11/04/2024)
FIELD GOAL PERCENTAGE	.333	(19-57)	Winthrop (11/11/2024)
	.444	(20-45)	vs Penn St. (N) (11/15/2024)
3 PT FG MADE	5		vs Penn St. (N) (11/15/2024)
	8		Winthrop (11/11/2024)
	8		USC Upstate (11/08/2024)
3 PT FG ATTEMPTS	18		vs Penn St. (N) (11/15/2024)
	21		USC Upstate (11/08/2024)
3 PT FG PERCENTAGE	.276	(8-29)	Winthrop (11/11/2024)
	.278	(5-18)	vs Penn St. (N) (11/15/2024)
FREE THROWS MADE	12		Winthrop (11/11/2024)
	19		vs Penn St. (N) (11/15/2024)
FREE THROW ATTEMPTS	18		Winthrop (11/11/2024)
	26		vs Penn St. (N) (11/15/2024)
FREE THROW PERCENTAGE	.667	(22-33)	Delaware St. (11/04/2024)
	.667	(12-18)	Winthrop (11/11/2024)
REBOUNDS	32		USC Upstate (11/08/2024)
	34		vs Penn St. (N) (11/15/2024)
ASSISTS	9		Winthrop (11/11/2024)
	13		vs Penn St. (N) (11/15/2024)
STEALS	3		vs Penn St. (N) (11/15/2024)
	3		USC Upstate (11/08/2024)
BLOCKED SHOTS	2		vs Penn St. (N) (11/15/2024)
	3		Winthrop (11/11/2024)
	3		USC Upstate (11/08/2024)
TURNOVERS	7		USC Upstate (11/08/2024)
	13		Winthrop (11/11/2024)
FOULS	16		USC Upstate (11/08/2024)
	17		Winthrop (11/11/2024)

## OPPONENT GAME LOWS

## Opponent - Game Lows

POINTS	52		Winthrop (11/11/2024)
	60		Delaware St. (11/04/2024)
	74		USC Upstate (11/08/2024)
	86		vs Penn St. (N) (11/15/2024)
FIELD GOALS MADE	17		Delaware St. (11/04/2024)
	20		Winthrop (11/11/2024)
FIELD GOAL ATTEMPTS	49		Delaware St. (11/04/2024)
	55		vs Penn St. (N) (11/15/2024)
	55		USC Upstate (11/08/2024)
FIELD GOAL PERCENTAGE	.345	(20-58)	Winthrop (11/11/2024)
	.347	(17-49)	Delaware St. (11/04/2024)
3 PT FG MADE	3		Delaware St. (11/04/2024)
	5		Winthrop (11/11/2024)
3 PT FG ATTEMPTS	10		Delaware St. (11/04/2024)
	21		USC Upstate (11/08/2024)
3 PT FG PERCENTAGE	.156	(5-32)	Winthrop (11/11/2024)
	.300	(3-10)	Delaware St. (11/04/2024)
FREE THROWS MADE	7		Winthrop (11/11/2024)
	9		USC Upstate (11/08/2024)
FREE THROW ATTEMPTS	13		Winthrop (11/11/2024)
	13		USC Upstate (11/08/2024)
FREE THROW PERCENTAGE	.538	(7-13)	Winthrop (11/11/2024)
	.692	(9-13)	USC Upstate (11/08/2024)
REBOUNDS	25		USC Upstate (11/08/2024)
	26		vs Penn St. (N) (11/15/2024)
ASSISTS	8		Winthrop (11/11/2024)
	8		Delaware St. (11/04/2024)
STEALS	2		Winthrop (11/11/2024)
	3		USC Upstate (11/08/2024)
BLOCKED SHOTS	1		Delaware St. (11/04/2024)
	3		vs Penn St. (N) (11/15/2024)
	3		Winthrop (11/11/2024)
	3		USC Upstate (11/08/2024)
TURNOVERS	11		Winthrop (11/11/2024)
	12		vs Penn St. (N) (11/15/2024)
FOULS	17		Winthrop (11/11/2024)
	22		vs Penn St. (N) (11/15/2024)
	22		USC Upstate (11/08/2024)



## VIRGINIA TECH MEN'S BASKETBALL

## BOX SCORES

## GAME 1: DELAWARE STATE



Official Basketball Box Score - Final  
Delaware State at Virginia Tech  
11/04/24 Cassell Coliseum, Blacksburg, Va.  
2024-25 Men's Basketball

Game Time: 8:01 PM  
Game Duration: 2:17  
Attendance: 4,453

Officials: Sean Hull, Leslie Jones, Chandler Burton

Delaware State - 60

Record: 0-1

NO.	Name	Min	FG	3P	FT	Rebounds	Fouls	TP	AS	TO	ST	Blocks	+/-
			M-A	M-A	M-A	OR DR TOT	PF FD					BS BA	
1	Alston Andrews	F 22:37	0-3	0-1	0-0	1 1 2	4 1	0	0	0	0	0	1 -19
25	Muneeer Newton	F 09:05	0-2	0-0	0-0	0 0 0	3 0	0	0	1	1	0	-20
0	Robert Smith	G 22:50	2-9	0-5	1-3	1 3 4	2 3	5	2	4	0	0	-18
3	Martaz Robinson	G 35:37	6-10	2-2	16-17	0 6 6	4 10	30	0	1	1	0	-23
11	Kaseem Watson	G 29:30	4-14	0-0	1-2	2 3 5	0 2	9	1	3	1	0	-24
2	Corey Perkins	31:43	1-5	1-2	5-6	0 3 3	4 4	8	4	2	2	0	-3
24	Raymond Somerville	19:29	1-1	0-0	0-0	0 0 0	3 0	2	1	2	3	0	-12
4	Caleb Surgers	19:30	2-4	0-0	0-2	5 2 7	2 1	4	0	2	0	1	9
13	Kareem Watson	07:43	1-1	0-0	0-0	0 0 0	0 0	1	0	2	0	1	-5
5	John Clemmons	00:49	0-0	0-0	0-0	0 0 0	0 0	0	0	0	0	0	-4
22	Dean Shepherd	01:07	0-0	0-0	0-0	0 0 0	0 0	0	0	0	0	0	-4
Team						1 1 2			0	0			
Totals			17-49	3-10	23-30	10 19 29	23 21	60	8	16	9	1 5	-23

Technical Fouls: NONE

Virginia Tech - 83

Record: 1-0

NO.	Name	Min	FG	3P	FT	Rebounds	Fouls	TP	AS	TO	ST	Blocks	+/-
			M-A	M-A	M-A	OR DR TOT	PF FD					BS BA	
1	Tobi Lawal	F 27:03	6-9	2-4	9-11	3 5 8	3 6	23	2	5	2	2	20
34	Mylyjael Poteat	F 22:58	5-7	0-0	4-7	2 3 5	3 7	14	5	1	0	2	13
2	Jaden Schutt	G 24:12	3-6	3-6	0-0	4 4 3	3 1	9	2	0	1	0	15
3	Jaydon Young	G 26:02	3-10	2-7	5-7	0 3 3	0 3	13	4	2	0	0	18
7	Brandon Rechsteiner	G 30:37	2-6	2-5	0-1	0 1 1	4 1	6	3	2	1	0	23
5	Patrick Wessler	09:28	1-1	0-0	2-2	1 4 5	0 1	4	0	0	0	0	7
13	Ben Burnham	17:25	0-3	0-1	2-2	2 2 4	2 2	0	1	0	0	0	6
10	Tyler Johnson	24:33	4-8	0-2	0-3	2 4 6	3 2	8	1	2	1	1	17
11	Ben Hammond	06:50	0-2	0-2	0-0	0 1 1	2 0	0	2	1	1	0	1
4	Rodney Brown Jr.	04:40	0-1	0-1	0-0	0 0 0	0 0	0	1	0	0	0	-2
21	Ryan Jones Jr.	01:48	2-2	0-0	0-0	1 0 1	0 0	4	0	0	0	0	0
22	Connor Serven	01:18	0-0	0-0	0-0	0 0 0	0 0	0	0	0	0	0	0
6	Peter Carr	00:33	0-0	0-0	0-0	0 0 0	1 0	0	0	0	0	0	-2
9	Conner Venable	00:33	0-0	0-0	0-0	0 0 0	0 0	0	0	0	0	0	-2
Team						3 0 3		0	2				
Totals			26-55	9-28	22-33	14 27 41	21 23	83	20	16	6	5 1	23

Technical Fouls: NONE

	DSU	Hokies
Biggest lead	0 (1 <sup>st</sup> 20:00)	25 (2 <sup>nd</sup> 0:33)
Best Scoring Run	8 (1 <sup>st</sup> 5:50)	8 (1 <sup>st</sup> 13:10)
Lead Changes	0	0
Times Tied	0	0
Time with Lead	00:00	38:44

Points from	DSU	Hokies
Turnovers	14	17
Paint	20	32
Second Chance	8	12
Fast Breaks	6	5
Bench	16	18

Period by Period Scoring			
	1st	2nd	TOT
DSU	32	28	60
Hokies	40	43	83

## GAME 3: WINTHROP



Official Basketball Box Score - Final  
Winthrop at Virginia Tech  
11/11/24 Cassell Coliseum, Blacksburg, Va.  
2024-25 Men's Basketball

Game Time: 7:01 PM  
Game Duration: 2:11  
Attendance: 4,157

Officials: Roger Ayers, Justin Porterfield, Trey Shyros

Winthrop - 52

Record: 2-1

NO.	Name	Min	FG	3P	FT	Rebounds	Fouls	TP	AS	TO	ST	Blocks	+/-
			M-A	M-A	M-A	OR DR TOT	PF FD					BS BA	
4	Kelton Tallford	F 29:28	3-4	0-0	3-4	1 2 3	3 3	9	0	2	1	0	-12
12	K.J. Doucet	F 30:20	7-12	3-4	0-2	2 4 6	4 2	17	0	3	0	0	-6
15	Tommy Kamarad	F 17:31	1-3	0-2	0-0	2 0 2	3 2	2	1	1	1	0	-6
11	Kasen Harrison	G 32:24	8-14	1-5	2-3	0 1 1	3 5	19	2	4	0	0	-7
55	Bryce Baker	G 24:33	0-8	0-0	0-0	1 6 7	1 0	0	2	0	0	0	0
10	Nick Johnson	22:27	0-5	0-3	2-4	0 3 3	2 3	2	2	0	0	1	-2
21	Tai Hamilton	02:57	0-0	0-0	0-0	1 2 3	0 0	0	0	0	0	2	3
3	Paul Jones III	16:30	1-8	1-8	0-0	1 0 1	1 0	3	0	0	0	0	-7
2	Ryan Jolly	10:02	0-2	0-2	0-0	0 0 0	0 0	0	0	1	0	0	-3
1	Isaiah Wilson	06:14	0-0	0-0	0-0	0 1 1	0 0	0	0	0	1	0	1
51	Logan Duncomb	07:35	0-2	0-0	0-0	0 1 1	0 2	0	0	0	0	0	3
Team						3 1 4		0	0				
Totals			20-58	5-32	17-13	11 21 32	17 17	52	8	11	2	3 3	-6

Technical Fouls: NONE

Virginia Tech - 58

Record: 3-0

NO.	Name	Min	FG	3P	FT	Rebounds	Fouls	TP	AS	TO	ST	Blocks	+/-
			M-A	M-A	M-A	OR DR TOT	PF FD					BS BA	
1	Tobi Lawal	F 29:16	3-6	0-2	4-7	4 6 10	2 7	10	0	2	2	2	9
34	Mylyjael Poteat	F 25:22	1-7	0-1	3-4	1 2 3	4 2	5	2	0	0	0	2
2	Jaden Schutt	G 27:52	6-11	5-10	0-1	0 2 2	3 5	17	1	2	0	0	-1
3	Jaydon Young	G 32:12	2-11	2-8	0-0	0 3 3	0 0	6	3	2	0	0	-1
7	Brandon Rechsteiner	G 21:28	1-4	0-3	2-2	0 1 1	1 1	4	2	0	1	0	9
13	Ben Burnham	10:44	1-3	0-1	0-0	0 2 2	1 0	2	0	0	0	0	-3
5	Patrick Wessler	14:14	2-4	0-0	0-0	2 4 6	3 0	4	0	1	0	0	2
11	Ben Hammond	18:33	1-4	1-3	3-4	0 0 0	1 2	6	1	0	2	0	-3
10	Tyler Johnson	20:20	2-7	0-1	0-0	6 4 10	2 0	4	0	4	1	1	15
Team						3 3 6		0	2				
Totals			19-57	8-29	12-18	16 27 43	17 17	58	9	13	6	3 3	6

Technical Fouls: NONE

	Eagles	Hokies
Biggest lead	4 (1 <sup>st</sup> 14:33)	9 (2 <sup>nd</sup> 3:33)
Best Scoring Run	8 (1 <sup>st</sup> 0:46)	8 (2 <sup>nd</sup> 4:58)
Lead Changes	11	0
Times Tied	2	0
Time with Lead	09:31	27:52

Points from	Eagles	Hokies
Turnovers	12	16
Paint	30	20
Second Chance	8	15
Fast Breaks	5	2
Bench	5	16

Period by Period Scoring			
	1st	2nd	TOT
Eagles	25	27	52
Hokies	23	35	58

## GAME 2: USC UPSTATE



Official Basketball Box Score - Final  
USC Upstate at Virginia Tech  
11/08/24 Cassell Coliseum, Blacksburg, Va.  
2024-25 Men's Basketball

Game Time: 7:02 PM  
Game Duration: 2:08  
Attendance: 6,327

Officials: Clarence Armstrong, Ryan Sassano, Chase Saw

USC Upstate - 74

Record: 1-2

NO.	Name	Min	FG	3P	FT	Rebounds	Fouls	TP	AS	TO	ST	Blocks	+/-
			M-A	M-A	M-A	OR DR TOT	PF FD					BS BA	
10	Daniel Heltterhoff	F 22:09	3-3	1-1	0-0	1 2 3	4 3	7	0	3	0	0	-29
4	Carmelo Adkins	G 36:12	6-7	2-2	4-6	0 4 4	1 4	18	1	0	0	0	-9
5	Mister Dean	G 26:08	9-14	1-3	1-2	3 2 5	3 1	20	0	3	2	2	10
11	Karmani Gregory	G 34:49	6-13	2-3	1-2	0 4 4	4 0	15	8	5	0	0	-20
24	Chico Johnson	G 25:56	1-7	1-5	0-0	1 2 3	2 0	3	1	1	0	0	-23
3	Brit Harris	19:50	1-6	1-5	0-0	0 3 3	2 1	3	5	1	0	0	-4
12	Breylin Garcia	19:15	1-2	0-0	3-3	0 1 1	5 2	5	0	0	4	1	0
0	Andrew McConnell	03:13	0-0	0-0	0-0	0 0 0	0 0	0	0	0	0	0	-1
2	Isaiah Skinner	12:28	1-3	1-2	0-0	0 0 0	5 1	3	0	0	0	0	-23
Team						0 2 2		0	0				
Totals			28-55	9-21	19-13	5 20 25	22 16	74	15	17	3	3 3	-19

Technical Fouls: NONE

Virginia Tech - 83

Record: 2-0

NO.	Name	Min	FG	3P	FT	Rebounds	Fouls	TP	AS	TO	ST	Blocks	+/-
			M-A	M-A	M-A	OR DR TOT	PF FD					BS BA	
1	Tobi Lawal	F 24:35	4-6	0-2	2-2	3 5 8	2 4	10	0	1	0	2	0
34	Mylyjael Poteat	F 27:11	6-8	0-0	7-9	2 3 5	3 6	19	1	2	0	0	11
2	Jaden Schutt	G 27:18	3-8	1-4	3-6	1 2 3	3 3	10	4	1	2	0	14
3	Jaydon Young	G 32:04	4-13	4-7	2-2	0 2 2	0 1	14	2	0	0	0	13
7	Brandon Rechsteiner	G 26:07	7-12	3-5	2-2	1 0 1	2 1	19	4	1	0	0	8
13	Ben Burnham	16:01	0-2	0-0	1-2	3 2 5	2 2	1	0	1	0	0	-2
5	Patrick Wessler	08:38	0-1	0-0	0-0	0 0 0	1 1	0	0	0	1	0	6
10	Tyler Johnson	21:28	5-7	0-1	6-7	1 3 4	1 4	16	1	0	0	0	19
11	Ben Hammond	13:53	2-4	0-1	0-0	0 2 2	0 4	2	0	0	1	0	0
12	Ryan Brown Jr.	00:55	0-1	0-0	0-0	0 0 0	0 0	0	0	0	0	0	-2
21	Ryan Jones Jr.	00:55	0-0	0-0	0-0	0 0 0	0 0	0	0	0	0	0	-2
22	Connor Serven	00:55	0-0	0-0	0-0	0 0 0	0 0	0	0	0	0	0	-2
Team						1 1 2		0	0				
Totals			31-62	8-21	23-30	12 20 32	16 22	93	14	7	3	3 3	19

Technical Fouls: NONE

	SCU	Hokies							
Biggest lead	14 (1 <sup>st</sup> 13:26)	21 (2 <sup>nd</sup> 0:57)	Points from Turnovers	SCU	Hokies	Period by Period Scoring			
Best Scoring Run	16 (1 <sup>st</sup> 13:26)	11 (1 <sup>st</sup> 10:02)	Paint	8	16	SCU	1st	2nd	TOT
Lead Changes	2		Second Chance	7	17		32	42	74
Times Tied	2		Fast Breaks	5	6		Hokies	37	56
Time with Lead	15:34	22:02	Bench	11	21				



**TOBĪ LAWAL**  
JR. • F • 6-8 • 215  
LONDON, ENGLAND  
VCU



**JADEN SCHUTT**  
R-SO. • G • 6-5 • 205  
YORKVILLE, ILL.  
DUKE



**JAYDON YOUNG**  
SO. • G • 6-4 • 205  
GOLDSBORO, N.C.  
GREENSBORO DAY SCHOOL



**RODNEY BROWN JR.**  
SO. • G • 6-6 • 185  
PERRIS, CALIF.  
CAL



**PATRICK WESSLER**  
R-SO. • C • 7-0 • 250  
MATTHEWS, N.C.  
COMBINE ACADEMY



**BRANDON RECHSTEINER**  
SO. • G • 6-1 • 190  
ACWORTH, GA.  
ETOWAH



**PETER CARR**  
FR. • G • 6-5 • 205  
WEST CHESTER, PA.  
WEST CHESTER EAST



**CONNER VENABLE**  
SO. • G • 6-3 • 195  
WASHINGTON, D.C.  
THE HEIGHTS SCHOOL



**TYLER JOHNSON**  
FR. • G • 6-5 • 215  
ORLANDO, FLA.  
OAK RIDGE



**BEN HAMMOND**  
FR. • G • 5-11 • 170  
FAIRFAX, VA.  
PAUL VI



**BEN BURNHAM**  
SR. • F • 6-7 • 220  
FORT MILL, S.C.  
COLLEGE OF CHARLESTON



**RYAN JONES JR.**  
FR. • F • 6-8 • 240  
GAINESVILLE, FLA.  
THE ROCK SCHOOL



**CONNOR SERVEN**  
GR. • F • 6-8 • 225  
PRAIRIE CITY, ILL.  
EASTERN MICHIGAN



**MYLYJAEŁ POTEAT**  
GR. • F • 6-9 • 260  
REIDSVILLE, N.C.  
RICE



**MIKE YOUNG**  
HEAD COACH  
6TH SEASON



**J.D. BYERS**  
ASSISTANT COACH  
2ND SEASON



**KEVIN GILTNER**  
ASSISTANT COACH  
6TH SEASON



**CHRISTIAN WEBSTER**  
ASSISTANT COACH  
9TH SEASON