

# VIRGINIA TECH WOMEN'S BASKETBALL



[hokiesports.com](http://hokiesports.com)

**VIRGINIA TECH**

4-1, 0-0 ACC

VS.



[elonphoenix.com](http://elonphoenix.com)

**ELON**

3-1, 0-0 CAA

Head Coach: Megan Duffy (Notre Dame, '06)  
Record at VT: 4-1 (1st season)  
Career Record: 158-67 (8th season)

Head Coach: Charlotte Smith (UNC, 1999)  
Record at Elon: 198-164 (13th season)  
Career Record: 233-213 (13th season)

**GAME 6 • NOVEMBER 23 • 2 PM TIP ON ACC NETWORK EXTRA • CASSELL COLISEUM**

## VIRGINIA TECH'S PROJECTED STARTING FIVE

Virginia Tech Hokies	Ht.	Yr.	Hometown	PPG	RPG	Other
G 1 Carleigh Wenzel	6-1	r-So.	San Antonio, Texas	16.8	5.2	10+ points every game this year
G 0 Lani White	6-0	Jr.	Irvine, Calif.	5.2	2.2	Recorded 10 points vs. Coppin State
G 11 Matilda Ekh	6-2	Sr.	Västerås, Sweden	10.6	3.6	Scored in double figures 3x this year
F 10 Carys Baker	6-2	So.	West Hartford, Ct.	9.2	3.6	Scored in double figures twice this season
F 4 Rose Micheaux	6-2	Sr.	Wayne, Mich.	14.4	8.8	Owens consecutive double-doubles

## A WIN WOULD...

- Take Tech's record to 50-5 at Cassell Coliseum in the last 55 games.
- Be a fifth consecutive win on the Hokies' home floor.
- Stretch Tech's winning streak to four games.

## SERIES HISTORY AGAINST THE PHOENIX

- Virginia Tech is 3-0 against Elon, with each game being contested at Cassell Coliseum. The last meeting was in 2016 in the WNIT, a game VT won 68-59.
- Elon is the second squad from the CAA that the Hokies will face, following the season-opening win vs. UNC Wilmington.
- VT is 43-7 against clubs currently in the CAA.

## SCORING NOTES AFTER THE RUTGERS WIN

- The game was the first time that VT had won while allowing 80+ points since March 4, 2022 when Tech defeated UNC in the ACC tournament 87-80 (OT).
- Tech's last time scoring 90 against power conference opposition was Dec. 31, 2023 in a 91-41 rout of Pitt. The last time that the Hokies had done so against someone not in the ACC was back on Dec. 18, 2016 at Auburn in a 92-87 (OT) win.

## THE HOKIES IN THE CONFERENCE AND NATIONAL STATS

- Tech ranks first in the ACC and tenth in the nation in field goal percentage at 51.4%.
- Rose Micheaux ranks seventh in the ACC at 8.8 rebounds per game. Her 17-rebounds game vs. Rutgers is the third best from an ACC athlete this year. Her .593 FG% is the second best in the conference only trailing Liatu King of Notre Dame (.735)
- Kayl Petersen's seven blocks ranks fifth in the ACC.
- Mackenzie Nelson is T4 in the ACC at 2.6 steals per game.

## TUNE IN TONIGHT

### TELEVISION (ACC NETWORK EXTRA)

Bailey Angle, Mack McCarthy

### RADIO (VT SPORTS NETWORK)

Evan Hughes

HokieSports App

## 2024-25 SCHEDULE

RECORD	4-1
ACC	0-0
NON-CONFERENCE	4-1
HOME	4-0
AWAY	0-0
NEUTRAL	0-1

DATE	OPPONENT	TV	TIP (ET)/RESULT
Nov. 4	UNC Wilmington	ACCNX	W, 99-57
Nov. 10	vs. Iowa*	ESPN2	L, 52-71
Nov. 13	UNC Asheville	ACCNX	W, 85-62
Nov. 16	Coppin State	ACCNX	W, 86-51
Nov. 19	Rutgers	ACCNX	W, 91-80
Nov. 23	Elon	ACCNX	2 PM
Nov. 29	vs. Davidson*	WSN	4:30 PM
Nov. 30	vs. Michigan/Belmont*	WSN	TBD
Dec. 4	at Georgia\$	SECN	5 PM
Dec. 8	at Duke*	ACCN	4 PM
Dec. 15	Radford	ACCNX	4 PM
Dec. 21	Campbell	ACCNX	2 PM
Jan. 2	Florida State*	ACCN	6 PM
Jan. 5	at Miami*	ACCNX	Noon
Jan. 9	at Georgia Tech*	ACCNX	7 PM
Jan. 12	Wake Forest*	ACCNX	2 PM
Jan. 16	Virginia*	ACCNX	6 PM
Jan. 19	Louisville*	ACCN	4 PM
Jan. 23	at Pitt*	ACCNX	6 PM
Jan. 26	at NC State*	ACCN	6 PM
Jan. 30	Notre Dame*	ACCNX	6 PM
Feb. 2	SMU*	ACCNX	2 PM
Feb. 6	Syracuse*	ACCN	6 PM
Feb. 9	at Virginia*	ACCN	Noon
Feb. 13	at North Carolina*	ACCNX	7 PM
Feb. 20	Stanford*	ACCN	8 PM
Feb. 23	Cal*	ACCN	2 PM
Feb. 27	at Boston College*	ACCNX	7 PM
March 2	at Clemson*	ACCN	2 PM
March 5-9	ACC WBB Championship#		

### Home games designated in bold lettering

% denotes Ally Tipoff in Charlotte, NC

\$ denotes SEC/ACC Challenge game

^ denotes Fort Myers Tip-Off game

\* denotes ACC game

# denotes games played at the Greensboro Coliseum



## CREDENTIALS

Outlets interested in obtaining credentials to cover Virginia Tech women's basketball home games must apply for credentials via email to the program's SID, Carter Brown at [cart315@vt.edu](mailto:cart315@vt.edu).

ABOUT OUR NAME

Our official name is Virginia Polytechnic Institute and State University, but using the full name is cumbersome. Thus, “Virginia Tech” is preferable in all but formal uses. When using the full name of the university, never use an ampersand instead of “and.” Never use VPI&SU, VPI and SU, VA Tech, Va. Tech, or Virginia Tech University. “Tech” is acceptable after a first reference to “Virginia Tech,” but it should not be used repeatedly or solely. “VT” is acceptable only in limited, informal situations. “VPI,” which was the university’s acronym/ nickname from 1896 to 1970, should be used only in historical contexts. The same is true for “VAMC,” the university’s acronym/nickname before 1896.

QUICK FACTS

THE BASICS

University name: Virginia Tech  
Location: Blacksburg, Va.  
Founded: 1872  
Enrollment: 38,000+  
President: Dr. Timothy Sands  
Director of Athletics: Whit Babcock  
Nickname: Hokies  
Colors: Chicago Maroon & Burnt Orange  
Affiliation: NCAA Division 1  
Conference: Atlantic Coast

FACILITY FACTS

Cassell Coliseum  
Capacity: 8,925  
Record in arena: 481-211 (.688)

TEAM INFORMATION

2023-24 Record: 25-8  
Home/Away/Neutral: 16-1/6-5/3-2  
Conference Record: 14-4  
Home/Away: 8-1/6-3  
Conference Finish: First  
Conference Tournament: Quarterfinals  
Starters returning/lost: 1/4  
Letterwinners returning/lost: 5/5  
Newcomers: 5

PROGRAM OVERVIEW

Total seasons: 49  
First season: 1976-77  
All-Time Record: 806-629  
All-Time ACC Record: 120-196  
All-Time ACC Record at home: 70-90  
All-Time ACC Record on the road: 50-106  
All-Time ACC Championships Record: 13-19  
ACC Championship Game Apps: 1 (2023)  
NCAA Tournament Appearances: 13  
All-Time NCAA Tournament Record: 14-13

MEDIA INFORMATION

INTERVIEW POLICY

Gamedays: Head Coach Megan Duffy and select student-athletes will be available to the media after the game and following a 10-minute cooling off period. For home games at Cassell Coliseum, interviews with Coach Duffy and student-athletes will be conducted in person in the Cassell Coliseum Media Center.

Non-Gamedays: All interview requests for members of the program need to be arranged through the program’s SID Carter Brown who can be reached via email at cart315@vt.edu. Coaches, staff members and student-athletes should never be contacted directly for interview opportunities.



2024-25 VIRGINIA TECH NUMERICAL ROSTER

No.	Name	Cl.	Pos.	Ht.	Hometown	High School/Previous School
0	Lani White	Jr.	G	6-0	Irvine, Calif.	Mater Dei/Utah
1	Carleigh Wenzel	r-So.	G	6-0	San Antonio, Texas	Antonian College Prep
2	Leila Wells	Fr.	G	5-9	Chelsea, Mich.	Chelsea
3	Mackenzie Nelson	r-Fr.	G	5-8	Greenwich, Ct.	St. Luke's
4	Rose Micheaux	Sr.	F	6-2	Wayne, Mich.	Wayne Memorial/Minnesota
10	Carys Baker	So.	F	6-2	West Hartford, Ct.	Loomis Chafee
11	Matilda Ekh	Jr.	G/F	6-2	Västerås, Sweden	Riksbasketgymnasiet Luleå/Mich. St.
12	Samyha Suffren	So.	G	5-8	Charlotte, N.C.	Cannon School
21	Myah Hazelton	Fr.	F	6-4	Baltimore, Md.	Sparrows Point
22	Ramiya White	Fr.	C	6-5	Louisville, Ky.	Butler Traditional High School
34	Kayl Petersen	Fr.	G/F	6-0	Waupun, Wisc.	Waupun

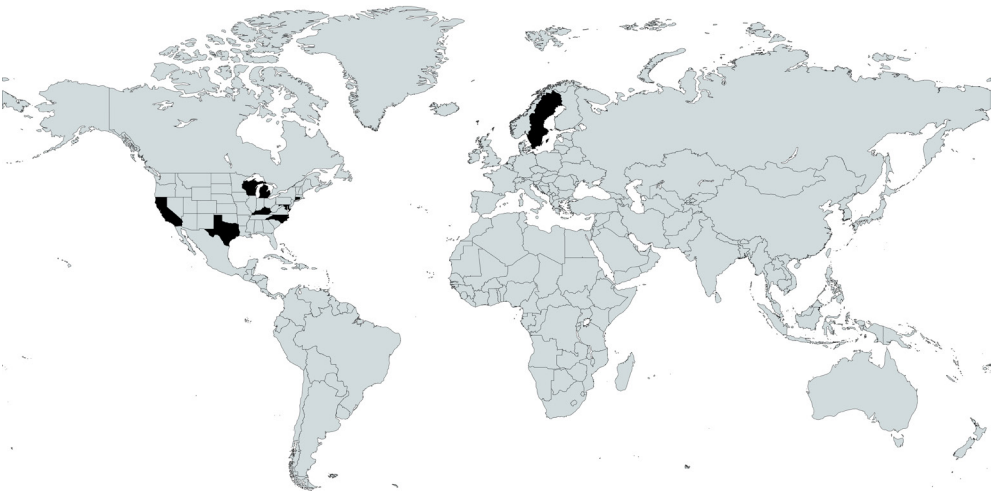
COACHING & SUPPORT STAFF

**Head Coach:** Megan Duffy (Notre Dame, 2002)  
**Record at VT:** 4-1 (.800) (1st Year)  
**Overall Record:** 158-67 (.702) (8th Year)  
**Associate Head Coach:** Itoro Coleman (1st Year)  
**Assistant Coach:** Sharnee Zoll-Norman (1st Year)  
**Assistant Coach:** Jen Hoover (1st Year)  
**Strength & Conditioning:** Greg Werner (9th Year)  
**Athletic Trainer:** Erin Cash (9th Year)  
**Assistant AD, Chief of Staff:** Meghan Williams (1st Year)  
**Director of Operations:** Caitlyn Isler (1st Year)  
**Director of Video and Player Development:** Jerod McCullen (1st Year)  
**Director of Recruiting and Player Personnel:** Kathleen Doyle (1st Year)  
**Director of Creative Media Design:** Carson Henry (1st Year)  
**Graduate Assistant:** Charlotte Lowndes (2nd Year)

PRONUNCIATION GUIDE

LANI White	Lah-knee
Carleigh WENZEL	When-zill
LEILA Wells	Lay-la
Rose MICHEAUX	Me-shaw
CARYS Baker	Care-is
Matilda EKH	Eck
SUMYHA Suffren	Sum-my-uh
MYAH Hazelton	My-uh
RAMIYA Suffren	Ruh-my-uh
KAYL Petersen	Kale
ITORO Coleman	E-tore-uh
SHARNEE Zoll-Norman	Shar-nay

HOKIE HOMETOWNS: WHERE THE STUDENT-ATHLETES ARE FROM



## NOTES FROM THE OPENING NIGHT VICTORY OVER UNC WILMINGTON

- Five Hokies scored in double figures against UNC Wilmington: Ekh 18, Wenzel 14, Baker 14, Micheaux 14, Petersen 12.
- All 10 Hokies who saw action scored a field goal. It was the first time that has occurred since November of 2022 against Longwood.
- The Hokies scored 68 points in the paint which ranks second most all-time. The +38 in the paint is the sixth-best margin in that category in program history.

## WHAT'S AT STAKE?

- Twice in the history of the program have the Hokies made four consecutive trips to the NCAA tournament (current streak from 2021-2024) and 2003-2006.
- A trip in 2025 would mark the first ever five-year run in the NCAA tournament for the Hokies.

## WHO'S BACK FOR THE HOKIES?

- Six athletes: Carleigh Wenzel, Mackenzie Nelson, Rose Micheaux, Carys Baker, Matilda Ekh and Samyha Suffren return for the Hokies. Nelson earned a redshirt in 2023-24, while the other five combined to account for 52 starts and 31% of the team's scoring.
- The leading returning scorer is senior guard Matilda Ekh who averaged 10.4 ppg in her first season in Blacksburg. She shot nearly 44% from the field and better than 40% from beyond the arc making 78 of 193 attempts. In her career, Ekh, who surpassed the 1,000 career point milestone in the postseason, has made 216 triples at a rate of 39.4%.
- Tech fans will recognize two familiar faces on the bench in Greg Werner and Erin Cash, the program's strength and conditioning coach and athletic trainer respectively. The duo enter their ninth season on the sidelines in Blacksburg with the program.

## WHERE ARE THE NEWCOMERS FROM?

- No. 0 Lani White is a transfer from Utah where she played for two seasons before entering the transfer portal and finding a home in Blacksburg. She played in 57 games averaging 2.8 points per game as a Ute.
- No. 2 Leila Wells is from Chelsea, Mich.
- No. 21 Myah Hazelton is from Baltimore, Md.
- No. 22 Ramiya White is from Louisville, Ky.
- No. 34 Kayl Petersen is from Waupun, Wisc.

## A NEW ERA AT VIRGINIA TECH

- Tech's promising freshman class has big shoes to fill after the program graduated the most successful class in its history (Georgia Amoores class of 2024). She won 94 games, the most by any player who competed for four seasons at VT.
- The class of 2023 (Taylor Geiman, Cayla King and Elizabeth Kitley) won 90 games in their four undergraduate seasons. Those 90 wins rank fourth all-time amongst classes in program history, also trailing the class of 2001 (92) and 2002 (91).

## RECAPPING THE ALLY TIPOFF VS IOWA

- Carleigh Wenzel scored 14 points to lead the Hokies, her second consecutive 14-point effort to begin the season. She also set a career-high with seven rebounds in the game, tying with Rose Micheaux for the team lead.
- Micheaux was the only other Hokie in double figures with 12 (6-10 FG).
- The 19-point loss to Iowa was the worst regular-season defeat for the Hokies since Jan. 9, 2022 when Tech lost 71-46 at No. 19 UNC.

## CASSELL COLISEUM HAS BEEN ROCKIN'

- Last season featured the first regular season sellout of Cassell for a women's game ever. The Hokies went on to sell out seven games, including two in the NCAA championships.
- In total, it was the most attended season of VT women's basketball in the program's history with 112,914 fans cheering on the Hokies to a 16-1 record in the building.
- With a win over UNC on Senior Day, Tech recorded the third undefeated regular season at home in program history, joining the 1998-99 and 1993-94 teams as the few to have accomplished the feat.
- In the last two seasons, Tech is 32-2 (17-1 ACC) at home.
- In the last 51 home games, VT is 46-5 at Cassell.
- Cassell Coliseum figures to continue being an intimidating venue for opponents as season tickets sold out back in August.

## WHERE DO TECH CROWDS RANK NATIONALLY?

- Tech ranked 14th nationally in average attendance in 2023-24 at 6,642 trailing only Notre Dame (6,644) and Louisville (8,640) amongst ACC members.
- When considering arena capacity, Tech filled an average of 74% of the available seats, a mark that was eighth in the nation.

## THE LANDSCAPE OF WOMEN'S COLLEGE BASKETBALL

- Of the 68 head coaches in the Power Four conferences, 51 are female including 14 of 18 in the ACC, 15 of 18 in the Big Ten, 10 of 16 in the Big 12 and 12 of 16 in the SEC.
- Virginia Tech and Head Coach Megan Duffy's staff is fairly unique, featuring an all-female coaching staff. Tech is one of four clubs in the ACC, joining Notre Dame, Stanford and Wake Forest as the only four in the conference to feature only women in coaching roles.
- The other Power Four schools that also have all female staffs are Maryland, Michigan, Wisconsin, Cincinnati and Georgia.

## GETTING TO THE NEXT LEVEL

- VT is one of six programs in the country to have a WNBA Draft selection in each of the last three years joining Stanford, Tennessee, LSU, UConn and South Carolina.
- The Hokies have the most selections in the ACC in that period with four (Aisha Sheppard, Kayana Traylor, Taylor Soule and Elizabeth Kitley). Tech has four of the ACC's 13 selections since 2022.



THE START OF THE 2024-25 SEASON

- The defending ACC regular-season champions take to the floor under the direction of Head Coach Megan Duffy and her coaching staff that features three other women who played in the ACC and have professional playing experience.
- Tech's roster features 11 student-athletes, six of which were a part of the 2023-24 ACC regular-season championship winning team. Of the five newcomers, four are true freshmen and one, Lani White, is a transfer from Utah, where she played for the Utes for two seasons.
- The Hokies were selected 12th in the preseason ACC poll out of 18 in the expanded league setup that now includes Cal, Stanford and SMU.

PROFICIENT AT THE LONG BALL

- VT owns a 287-game streak of making a 3-point FG. The streak began on December 30, 2015 vs. Furman. It is the longest in program history since 3FG began in 1987.
- Tech's second-best streak was 87 straight contests (January 14, 1989 - January 25, 1992).

SCORING TRENDS FOR THE HOKIES IN 2024-25

- VT is 4-1 with one or more student-athletes scoring in double figures.
- VT is 4-1 with two or more student-athletes scoring in double figures.
- VT is 4-0 with three or more student-athletes scoring in double figures.
- VT is 4-0 with four or more student-athletes scoring in double figures.
- VT is 2-0 with five or more student-athletes scoring in double figures.
- VT is 0-0 with six or more student-athletes scoring in double figures.

THE ACC IN THE WOMEN'S FINAL FOUR

- VT became the first ACC team to make the Final Four other than Notre Dame and Louisville since 2016 (Syracuse) with their appearance in 2023.
- VT made its first appearance in the Final Four in 2023. The last team to make its first appearance in the Final Four was Arizona in 2021 (national runner up).
- NC State, who the Hokies swept last season, made the Final Four in 2024.

HOSTING COLLEGE GAMEDAY

- With College GameDay coming to campus for women's basketball in March of 2024, Virginia Tech joined UConn, LSU and Tennessee as the only schools in the country to host the show for both men's and women's basketball.
- VT is the only ACC venue to host the show for a women's game.
- Only LSU and Tennessee have had the opportunity to host MBB, WBB and football in addition to VT.

SCORING NOTES ON THE HOKIES' PROGRAM

- In the ACC era, VT WBB has scored 90 or more points on 28 occasions, winning each time, including six times in ACC play.
- The Hokies have gone over the century mark six times in that span, doing so once in ACC competition against Syracuse in February of 2022.

TAKING ADVANTAGE OF THE CHARITY STRIPE

- Over the last two seasons, the Hokies have shot free throws at a clip of 76.6%, good for 37th-best in the country.
- Coach Duffy's Marquette teams have been even better, shooting 76.7% which ranks 35th.



2023-24 REGULAR SEASON STANDINGS

TEAM	ACC	PCT	OVERALL
1. Virginia Tech	14-4	.778	24-7
2. NC State	13-5	.722	27-6
2. Syracuse	13-5	.722	23-7
2. Notre Dame	13-5	.722	26-6
5. Louisville	12-6	.667	24-9
6. Florida State	12-6	.667	23-10
6. Duke	11-7	.611	20-11
8. North Carolina	11-7	.611	19-12
9. Miami	8-10	.444	19-12
10. Georgia Tech	7-11	.389	17-15
11. Virginia	7-11	.389	15-15
11. Clemson	5-13	.278	12-19
13. Boston College	5-13	.278	14-19
14. Pitt	2-16	.111	8-24
15. Wake Forest	2-16	.111	7-25

24-25 PREDICTED ORDER OF FINISH

TEAM (FIRST-PLACE VOTES)	POINTS
1. Notre Dame (70)	1726
2. NC State (8)	1617
3. Duke	1446
4. Louisville	1370
5. Florida State	1335
6. North Carolina	1279
7. Stanford (1)	1214
8. Miami	883
9. Virginia	877
10. Georgia Tech	855
11. Syracuse	801
12. Virginia Tech	786
13. Clemson	553
14. Cal	546
15. Boston College	533
16. SMU	274
17. Wake Forest	259
18. Pitt	233

PRESEASON ALL-ACC TEAM

Ten-member Team

Hannah Hidalgo, Notre Dame (62)  
Ta'Niya Latson, Florida State (9)  
Saniya Rivers, NC State (2)  
Aziaha James, NC State (1)  
Olivia Miles, Notre Dame (4)  
Sonia Citron, Notre Dame  
Makayla Timpson, Florida State  
Alyssa Ustby, North Carolina  
Reigan Richardson, Duke  
Kymora Johnson, Virginia (1)

PRESEASON ACC PLAYER OF THE YEAR

Hannah Hidalgo, Notre Dame

NEWCOMER WATCH LIST

Toby Fournier, Duke  
Imari Berry, Louisville  
Kate Koval, Notre Dame  
Zamareya Jones, NC State  
Liza Karlen, Notre Dame

## CAREER GAMES STARTED

	Streak	24-25	Career	ACC
Carys Baker	5	5	5	0
Matilda Ekh <sup>1</sup>	41	5	95	18
Myah Hazelton	0	0	0	0
Rose Micheaux <sup>2</sup>	5	5	69	6
Mackenzie Nelson	0	0	0	0
Kayl Petersen	0	0	0	0
Samyha Suffren	0	0	0	0
Leila Wells	0	0	0	0
Carleigh Wenzel	5	5	6	1
Lani White <sup>3</sup>	5	5	5	0
Ramiya White	0	0	0	0

<sup>1</sup> includes games played for Michigan State

<sup>2</sup> includes games played for Minnesota

<sup>3</sup> includes games played for Utah

## NON-CONFERENCE BREAKDOWN

Team	NET	Result
UNC Wilmington	N/A	W, 99-57
Iowa	N/A	L, 52-71
UNC Asheville	N/A	W, 85-62
Coppin State	N/A	W, 86-51
Rutgers	N/A	W, 91-80
Elon	N/A	
^Davidson	N/A	
^Michigan/Belmont	N/A	
Georgia	N/A	
Radford	N/A	
Campbell	N/A	



The Hokies have played 66 total games in the state of Florida with a 20-46 record all-time in the Sunshine State. They have played once in Fort Myers, in Dec. of 2011 when they lost to FGCU 69-41.



Matilda Ekh is the team's leading returning scorer after posting 10.4 ppg. in 2023-24.

## THE NATIONAL POLLS

### AP POLL

Rank	School	Record	Points
1	South Carolina (31)	4-0	775
2	UConn	3-0	735
3	USC	4-0	700
4	Texas	3-0	662
5	UCLA	4-0	653
6	Notre Dame	4-0	646
7	LSU	4-0	566
8	Iowa State	4-0	549
9	Oklahoma	3-0	523
10	Kansas State	2-0	486
11	Maryland	3-0	476
12	Ohio State	1-0	417
13	West Virginia	4-0	387
14	Duke	4-1	321
15	Kentucky	4-0	392
16	North Carolina	3-1	285
17	Ole Miss	2-1	237
18	Baylor	3-1	194
19	TCU	4-0	182
20	NC State	2-2	177
21	Nebraska	4-0	164
22	Illinois	3-0	129
23	Oregon	4-0	111
24	Alabama	6-0	120
25	Louisville	2-2	96

### USA TODAY COACHES

Rank	School	Record	Points
1	South Carolina (28)	4-0	747
2	UConn (1)	3-0	716
3	USC (1)	4-0	684
4	Texas	3-0	656
5	Notre Dame	4-0	630
6	UCLA	4-0	600
7	LSU	5-0	556
8	Iowa State	4-0	535
9	Oklahoma	3-0	517
10	Kansas State	4-0	477
11	Ohio State	3-0	425
12	West Virginia	4-0	411
13	Maryland	5-0	401
14	Duke	4-1	325
15	North Carolina	3-1	277
16	Kentucky	5-0	272
17	Baylor	3-1	251
18	NC State	2-2	247
19	Nebraska	4-0	183
20	Ole Miss	3-1	145
21	Alabama	6-0	138
22	Louisville	2-2	113
23	Illinois	4-0	110
24	TCU	4-0	92
25	Oregon	5-0	66

### TRACKING TECH

Date	AP	Coaches
Preseason	NR	RV
Nov. 11/12	NR	NR
Nov. 18/19	NR	NR

## TECH'S HISTORY IN THE AP POLL

- Prior to the start of the 2024-25 season, the Hokies had been ranked in 41 consecutive AP polls. That stretch is a program record for consecutive polls ranked, eclipsing the 19-week streak from Dec. 7, 1998 - Dec. 6, 1999.
- The Hokies' No. 4 ranking earned on March 6, 2023 is the highest in program history.
- The Feb. 26, 2024 ranking of fifth is the highest earned during a regular season in program history.
- The No. 8 ranking to start the 2024 season represented the highest preseason ranking in program history.

## MILESTONES ACHIEVED IN THE 2023-24 SEASON

### DOMINANT DISPLAY IN ACC OPENER

- Tech opened ACC play with a lopsided 91-41 victory over visiting Pitt. The game saw several VT records set.
- The Hokies won by 50, a program record for an ACC game.
- Tech scored 91 points, a record for an ACC game at Cassell.
- VT scored 57 points in the second half, the most in a half in an ACC game in program history.
- It was the first time that six Hokies scored in double figures in an ACC game.

### HOME COURT ADVANTAGE

- During the 2023 calendar year, Tech went 17-0 at home on Carilion Clinic Court at Cassell Coliseum, just the second time ever that the program went undefeated at home in a calendar year.
- Nine of those wins came against ACC competition, the longest such winning streak in program history.
- On Jan. 7, 2024 the Hokies had the first regular season sellout in program history as the capacity crowd of 8,925 cheered the Hokies on to a 63-62 victory over No. 3 NC State.

### ANOTHER TOP FIVE WIN AT CASSELL

- The win over the Wolfpack was the program's second ever AP top 5 win at home.
- The first came on Jan. 28 against the second-ranked NC State Wolfpack in an overtime contest that the Hokies won 83-71.

### AHEAD OF THE PACK OF LATE

- VT is 6-26 all-time against NC State in a series dating back to 1980.
- Five of those victories have come in the last four seasons.
- Tech has won each of the last four games against the Wolfpack including the first ever win in Raleigh at Reynolds Coliseum and the first ever season sweep of the Pack. VT has done that twice in two seasons now.

### NOTES FROM THE SWEEP OF NC STATE

- The Hokies defeated the Wolfpack for the fourth consecutive time with a 72-61 victory. As a program all-time, Tech has three wins over an AP top 3 team, all against NC State in the past four seasons.

### THE PERFECT START TO LEAGUE PLAY

- For the first time in program history, the Hokies began the ACC slate 4-0 after defeating Pitt, Wake Forest, NC State and Miami.

### CASSELL FIELD GOAL RECORD FALLS

- Against Clemson on Jan. 21 Kitley scored 15 field goals, setting the program record for the most in a single game at Cassell. She broke her own record of 14 that she had set in 2020.
- She then scored 15 against UVA on Feb. 1.

### FOURTEEN ACC DUBS (AGAIN)

- The Hokies have gone 14-4 in consecutive seasons in ACC play. In 2023, that was good for a second place finish, in 2024, VT won the league outright.

## MORE NOTES, TRENDS

### HOKIES HAVE RECENT SUCCESS

- In the last three seasons, Tech has gone 41-13 in the league and 25-2 at home in ACC play, both the best marks in the conference.
- The Hokies are keeping pace with historic programs in terms of hardware haul as well, as in the last three seasons, Tech, Notre Dame and NC State have each won one regular-season crown and one ACC Championship banner.
- In 2023 Tech won the ACC Championship for the first time in program history and carried that momentum all the way to the Final Four.
- In 2023-24, the Hokies were the ACC regular-season champs, winning by a game over NC State, Syracuse and Notre Dame.

### HOKIES BRING LARGE CROWDS WITH THEM

- The Hokies attracted large crowds everywhere they went this season. On average, in Tech's 11 road games last season the attendance was 133% better than the season average when the Hokies were in town.
- The highest single game increase was at Virginia (248%), while the Syracuse game was also north of 200%.

### NEW FOES JOIN THE CONFERENCE

- With Cal, SMU and Stanford joining the ACC, the league now has 18 members.
- VT has played SMU twice, going 1-1, with the most recent meeting taking place in 2008.
- Neither Cal or Stanford has appeared on the Hokies' schedule prior to this season.

### ON THE HEAD COACHES IN THE ACC

- With the additions of Cal, SMU and Stanford the ACC now has 18 member institutions for the first time. With the new schedule model, each school will play the other 17 schools once and one school twice per season.
- Six of the league coaches played at current ACC institutions (Cal, FSU, ND, Stanford, Syracuse and VT).
- Four coaches coach at their alma mater (FSU, ND, Stanford, Syracuse).
- Four coaches are new to their school this year (Clemson, Miami, Stanford and VT).
- Only three coaches of a current ACC school have been in their position for longer than five years (BC, Louisville and NC State).
- Heading into the season, Coach Duffy's .700 winning percentage is the fifth-best amongst the 18 head coaches in the league (Jeff Walz .775, Wes Moore .764, Niele Ivey .736, Shawn Poppie .727).

# LANI WHITE

## JUNIOR 6-FOOT-0 GUARD

Irvine, Calif. (Mater Dei) • Major is consumer studies

#0



### SEASON HIGHS

<b>Points:</b>	10, vs. Coppin State (11/16/24)
<b>Rebounds</b>	4 (2x), last vs. Coppin St. (11/16/24)
<b>Assists</b>	2, vs. UNCW (11/4/24)
<b>Steals</b>	1, vs. Coppin State (11/16/24)
<b>Blocks</b>	-
<b>FG Made</b>	3 (3x), last vs. Rutgers (11/19/24)
<b>3-Pointers</b>	2, vs. Coppin State (11/16/24)
<b>Free Throws</b>	2, vs. Coppin State (11/16/24)
<b>Minutes</b>	29:13, vs. Coppin St. (11/16/24)

### CAREER HIGHS

<b>Points:</b>	15, vs. Miss. Valley (11/6/23)
<b>Rebounds</b>	5, vs. Washington St. (2/29/24)
<b>Assists</b>	4, vs. Alaska Anchorage (11/18/23)
<b>Steals</b>	3, vs. Miss. Valley (11/6/23)
<b>Blocks</b>	1 (6x), last vs. South Dakota St. (3/23/24)
<b>FG Made</b>	6, vs. Miss. Valley (11/6/23)
<b>3-Pointers</b>	3, at Southern Utah (12/16/23)
<b>Free Throws</b>	3, vs. Washington St. (2/29/24)
<b>Minutes</b>	29:13, vs. Coppin St. (11/16/24)

### ACC HIGHS

<b>Points:</b>	-
<b>Rebounds</b>	-
<b>Assists</b>	-
<b>Steals</b>	-
<b>Blocks</b>	-
<b>FG Made</b>	-
<b>3-Pointers</b>	-
<b>Free Throws</b>	-
<b>Minutes</b>	-

## PRODUCTION TRACKER

	2024-25	Career
Scored 10+ Points	1	7
Scored 20+ Points	0	0
Scored 30+ Points	0	0
Led Tech in Scoring	0	0
Made 5+ 3FGs	0	0
Led Tech in 3FGM	1	1
Shot over 40% on 3FG (min. 4 attempts)	0	3
Had a Double-Double	0	0
Had 5+ Assists	0	0
Had Multiple Steals	0	5

## CAREER STATS

	GP-GS	MIN	AVG	FG-FGA	FG%	3FG-FGA	3FG%	FT-FTA	FT%	OFF-DEF-TOT	AVG	AST	AVG	TO	BLK	STL	PTS	AVG
2022-23	23-0	222	9.65	27-55	.490	12-27	.444	11-17	.647	7-34-41	1.78	15	0.65	14	0	9	77	3.35
2023-24	34-0	362	10.6	30-90	.300	14-62	.225	10-15	.667	12-49-61	1.79	21	0.61	19	6	6	84	2.47
2024-25	5-5	94	18.8	10-26	.384	2-7	.285	4-6	.666	2-9-11	2.20	5	1.0	10	0	1	26	5.2
<b>TOTAL</b>	<b>62-5</b>	<b>678</b>	<b>10.9</b>	<b>67-171</b>	<b>.391</b>	<b>28-96</b>	<b>.291</b>	<b>25-38</b>	<b>.657</b>	<b>21-92-113</b>	<b>1.82</b>	<b>41</b>	<b>0.63</b>	<b>43</b>	<b>6</b>	<b>24</b>	<b>187</b>	<b>3.0</b>

### 2024-25 SEASON (JUNIOR)

- Made her VT debut starting the season opener vs. UNCW Nov. 4. She scored six points against the Seahawks.
- Scored in double figures for the first time as a Hokie vs. Coppin State Nov. 16.

### 2023-24 SEASON (SOPHOMORE AT UTAH)

- Scored a career-high 15 points vs. Mississippi Valley State (11/6/23).
- Scored in double figures three times on the season.
- Hit a career-high three made 3's vs. Southern Utah (12/16/23).
- Recorded a career-high five rebounds on three different occasions.
- Saw action in Utah's NCAA first round win over South Dakota State (3/23/24).

### 2022-23 SEASON (FRESHMAN AT UTAH)

- Appeared in 23 games and averaged 9.7 minutes,

3.3 points and 1.8 rebounds.

- Made her collegiate debut in the season opener against Idaho.
- Scored 11 points going 4-6 from the field including two 3's against Washington.
- Scored in double figures three times.
- Had a career-high three assists vs. California.

### HIGH SCHOOL

- Earned second team All-State following the 2019 and 2020 seasons.
- 2022 All-Trinity League.
- 2022 first team All-CIF SS Open Division.
- 2022 OC Register first team All-Orange County.
- 2022 SBLive first team All-Orange County.
- 2022 SBLive OC Defensive Player of the Year.
- 2022 McDonald's All-American West Nominee.
- 2021 All-CIF-SS Open Division MVP.
- 2021 Boo Williams Silver Bracket MVP.
- Three-time All-Conference Academic Team member.
- Three-time Honor Roll member.
- Two-time recipient of the Renaissance Academic Award (2020 and 2021).

### 2024-25 GAME-BY-GAME STATS

OPPONENT	DATE	GP	GS	MIN	FG-FGA	PCT	3FG-FGA	PCT	FT-FTA	PCT	OFF	DEF	TOT	A	T/O	BLK	STL	PTS
<b>UNC Wilmington</b>	<b>Nov. 4</b>	Y	Y	19:27	3-8	.375	0-2	.000	0-0	.000	1	3	4	2	2	0	0	6
vs. Iowa	Nov. 10	Y	Y	16:54	0-4	.000	0-1	.000	0-0	.000	0	1	1	0	2	0	0	0
<b>UNC Asheville</b>	<b>Nov. 13</b>	Y	Y	13:55	1-4	.250	0-0	.000	2-4	.500	0	1	1	1	1	0	0	4
<b>Coppin State</b>	<b>Nov. 16</b>	Y	Y	29:13	3-4	.750	2-2	1.000	2-2	1.000	0	4	4	1	2	0	1	10
<b>Rutgers</b>	<b>Nov. 19</b>	Y	Y	14:38	3-6	.500	0-2	.000	0-0	.000	1	0	1	1	3	0	0	6
<b>Elon</b>	<b>Nov. 23</b>																	
vs. Davidson	Nov. 29																	
vs. Mich/Belmont	Nov. 30																	
at Georgia	Dec. 4																	
at Duke*	Dec. 8																	
<b>Radford</b>	<b>Dec. 15</b>																	
<b>Campbell</b>	<b>Dec. 21</b>																	
<b>Florida State*</b>	<b>Jan. 2</b>																	
at Miami*	Jan. 5																	
at Georgia Tech*	Jan. 9																	
<b>Wake Forest*</b>	<b>Jan. 12</b>																	
<b>Virginia*</b>	<b>Jan. 16</b>																	
<b>Louisville*</b>	<b>Jan. 19</b>																	
at Pitt*	Jan. 23																	
at NC State*	Jan. 26																	
<b>Notre Dame*</b>	<b>Jan. 30</b>																	
<b>SMU*</b>	<b>Feb. 2</b>																	
<b>Syracuse*</b>	<b>Feb. 6</b>																	
at Virginia*	Feb. 9																	
at North Carolina*	Feb. 13																	
<b>Stanford*</b>	<b>Feb. 20</b>																	
<b>Cal*</b>	<b>Feb. 23</b>																	
at Boston College*	Feb. 27																	
at Clemson*	March 2																	



# CARLEIGH WENZEL



## SEASON HIGHS

Points:	25, vs. UNCA (11/13/24)
Rebounds	8, vs. UNCA (11/13/24)
Assists	5, vs. UNCW (11/4/24)
Steals	5, vs. Rutgers (11/19/24)
Blocks	2, vs. UNCW (11/4/24)
FG Made	8, vs. UNCA (11/13/24)
3-Pointers	3, vs. Rutgers (11/19/24)
Free Throws	9, vs. UNCA (11/13/24)
Minutes	32:48, vs. Rutgers (11/19/24)

## CAREER HIGHS

Points:	25, vs. UNCA (11/13/24)
Rebounds	8, vs. UNCA (11/13/24)
Assists	7, vs. Marshall (3/22/24)
Steals	3, vs. UNCA (11/13/24)
Blocks	4, vs. High Point (11/6/23)
FG Made	8, vs. UNCA (11/13/24)
3-Pointers	3, vs. Rutgers (11/19/24)
Free Throws	9, vs. UNCA (11/13/24)
Minutes	32:48, vs. Rutgers (11/19/24)

## ACC HIGHS

Points:	11, vs. Pitt (12/31/23)
Rebounds	6 (2x), last vs NCSU (1/7/24)
Assists	4 (3x), last at Cuse (1/28/24)
Steals	2 (4x), last at NCSU (2/8/24)
Blocks	1 (2x), last vs. Duke (2/15/24)
FG Made	3, vs. Pitt (12/31/23)
3-Pointers	2 (2x), last at UNC (2/4/24)
Free Throws	3, vs. Pitt (12/31/23)
Minutes	31, vs. Miami (1/11/24)

## PRODUCTION TRACKER

	2024-25	Career
Scored 10+ Points	5	9
Scored 20+ Points	1	1
Scored 30+ Points	0	0
Led Tech in Scoring	3	3
Made 5+ 3FGs	0	0
Led Tech in 3FGM	3	3
Shot over 40% on 3FG (min. 4 attempts)	1	1
Had a Double-Double	0	0
Had 5+ Assists	1	4
Had Multiple Steals	2	6

## CAREER STATS

	GP-GS	MIN	AVG	FG-FGA	FG%	3FG-FGA	3FG%	FT-FTA	FT%	OFF-DEF-TOT	AVG	AST	AVG	TO	BLK	STL	PTS	AVG
2022-23	0-0	0	0.0	0-0	.000	0-0	.000	0-0	.000	0-0-0	0.0	0	0.0	0	0	0	0	0.0
2023-24	32-1	562	17.5	44-114	.386	15-49	.306	35-46	.761	10-67-77	2.3	51	1.5	42	13	15	138	4.2
2024-25	5-5	131	26.2	26-60	.433	6-17	.359	26-35	.742	3-23-26	5.20	13	2.6	18	2	9	84	16.8
TOTAL	37-6	696	18.8	70-174	.402	21-66	.318	61-81	.753	13-90-103	2.71	64	1.67	60	15	24	222	5.8

## R-SOPHOMORE 6-FOOT-0 GUARD

San Antonio, Texas (Antonian College Prep) • Major is criminology

#1

## 2024-25 SEASON (R-SOPHOMORE)

- Set a career-high with 14 points in the opener vs. UNCW. Also added five boards and five assists.
- Dropped 25 and eight boards vs. UNCA, setting career marks.
- Has scored in double figures in every game this season.
- Ranks T12th in the ACC at 16.8 ppg.

## 2023-24 SEASON (R-FRESHMAN)

- Saw her first collegiate action in the opener vs. High Point.
- Recorded her first double figure scoring game vs. Iowa in the Ally Tipoff (11 points on 4-4 shooting)
- Helped close the NC State game and had a team-best +12 plus/minus in the game.
- Played for 31 minutes vs. Miami chipping in with four points, three rebounds, four assists and two steals.
- Made her first career start in the win over Clemson on Jan. 21. She had seven points and four assists.
- Became the third Hokie to ever post 12 points, seven assists, six rebounds and two blocks in a single contest vs. Marshall in the first round of the NCAA tournament.

## 2022-23 SEASON (FRESHMAN)

- Earned a redshirt.

## PRIOR TO TECH (ANTONIAN PREP)

- In her prep career at O'Connor High School she played for two seasons scoring over 1,000 points with a career-high 37 in the first round of the playoff her sophomore season. Wenzel was named the Express News Newcomer of the Year her freshman season and the team's Offensive MVP the following season. With Antonian, Wenzel reached the 1,500-point plateau and earned a plethora of accolades
- She is a four star, 94-rated talent according to ESPN HoopGurlz. The 44th-highest rated player in the class of 2022, Wenzel is the tenth-highest rated guard.

## MISC.

- Brother Brendan plays basketball at TCU, where he also wears #1 on his jersey.
- Favorite color is pink.
- Chose VT over Arizona and Northwestern.
- Minor is national security and foreign affairs

## 2024-25 GAME-BY-GAME STATS

OPPONENT	DATE	GP	GS	MIN	FG-FGA	PCT	3FG-FGA	PCT	FT-FTA	PCT	OFF	DEF	TOT	A	T/O	BLK	STL	PTS
UNC Wilmington	Nov. 4	Y	Y	20:34	5-9	.555	1-2	.500	3-5	.600	0	5	5	5	2	2	0	14
vs. Iowa	Nov. 10	Y	Y	26:40	5-13	.384	1-5	.200	3-4	.750	0	7	7	1	6	0	0	14
UNC Asheville	Nov. 13	Y	Y	30:44	8-14	.571	0-1	.000	9-10	.900	2	6	8	2	4	1	3	25
Coppin State	Nov. 16	Y	Y	20:16	4-7	.571	1-3	.333	3-6	.500	0	3	3	2	4	0	1	12
Rutgers	Nov. 19	Y	Y	32:48	4-17	.235	3-6	.500	8-10	.800	1	2	3	3	2	0	5	19
Elon	Nov. 23																	
vs. Davidson	Nov. 29																	
vs. Mich/Belmont	Nov. 30																	
at Georgia	Dec. 4																	
at Duke*	Dec. 8																	
Radford	Dec. 15																	
Campbell	Dec. 21																	
Florida State*	Jan. 2																	
at Miami*	Jan. 5																	
at Georgia Tech*	Jan. 9																	
Wake Forest*	Jan. 12																	
Virginia*	Jan. 16																	
Louisville*	Jan. 19																	
at Pitt*	Jan. 23																	
at NC State*	Jan. 26																	
Notre Dame*	Jan. 30																	
SMU*	Feb. 2																	
Syracuse*	Feb. 6																	
at Virginia*	Feb. 9																	
at North Carolina*	Feb. 13																	
Stanford*	Feb. 20																	
Cal*	Feb. 23																	
at Boston College*	Feb. 27																	
at Clemson*	March 2																	



LEILA WELLS



SEASON HIGHS

Points:	3 (2x), last vs. Coppin (11/16/24)
Rebounds	-
Assists	2, vs. Coppin State (11/16/24)
Steals	-
Blocks	-
FG Made	-
3-Pointers	-
Free Throws	-
Minutes	8:16, vs. UNCW (11/4/24)

CAREER HIGHS

Points:	Same
Rebounds	-
Assists	Same
Steals	-
Blocks	-
FG Made	-
3-Pointers	-
Free Throws	-
Minutes	Same

ACC HIGHS

Points:	-
Rebounds	-
Assists	-
Steals	-
Blocks	-
FG Made	-
3-Pointers	-
Free Throws	-
Minutes	-

PRODUCTION TRACKER

	2024-25	Career
Scored 10+ Points	0	0
Scored 20+ Points	0	0
Scored 30+ Points	0	0
Led Tech in Scoring	0	0
Made 5+ 3FGs	0	0
Led Tech in 3FGM	0	0
Shot over 40% on 3FG (min. 4 attempts)	0	0
Had a Double-Double	0	0
Had 5+ Assists	0	0
Had Multiple Steals	0	0

CAREER STATS

	GP-GS	MIN	AVG	FG-FGA	FG%	3FG-FGA	3FG%	FT-FTA	FT%	OFF-DEF-TOT	AVG	AST	AVG	TO	BLK	STL	PTS	AVG
2024-25	4-0	27	6.75	3-9	.333	2-6	.333	0-0	.000	0-1-1	0.25	3	0.75	1	0	0	8	2.0
TOTAL	4-0	27	6.75	3-9	.333	2-6	.333	0-0	.000	0-1-1	0.25	3	0.75	1	0	0	8	2.0

FRESHMAN 5-FOOT-9 GUARD

Chelsea, Mich. (Chelsea) • Major is biomedical engineering

#3

2024-25 SEASON (FRESHMAN)

- Made her debut Nov. 4 scoring a 3-point field goal against UNC Wilmington.

PRIOR TO TECH (CHELSEA HIGH)

- A native of Chelsea, Mich., she was a two-time all-state player and 1,000-point scorer at Chelsea High School.
- The Detroit Free Press rated her as the No. 5 player in the state of Michigan.
- She scored a program-record 37 points in a single contest and is the school's all-time leading scorer.
- Wells played with Legends U on the AAU circuit with several teammates who went to D1 schools.
- "Leila brings an incredible toughness and hard-nosed mentality," Coach Duffy said of Wells when she signed with initially signing her letter of intent. "She's been the glue on her AAU Team Legends U with her ability to impact winning. Leila can wreak havoc on the defensive end and single handedly change the tempo of a game. Fans will love her ability to knock down the three and use her dynamic athleticism to get downhill."

MISC.

- 100m hurdle champion in the state of Michigan in 2022.

2024-25 GAME-BY-GAME STATS

OPPONENT	DATE	GP	GS	MIN	FG-FGA	PCT	3FG-FGA	PCT	FT-FTA	PCT	OFF	DEF	TOT	A	T/O	BLK	STL	PTS
UNC Wilmington	Nov. 4	Y	N	8:16	1-3	.333	1-2	.500	0-0	.000	0	0	0	1	1	0	0	3
vs. Iowa	Nov. 10	Y	N	3:55	0-2	.000	0-1	.000	0-0	.000	0	0	0	0	0	0	0	0
UNC Asheville	Nov. 13	Y	N	7:56	1-2	.000	0-1	.000	0-0	.000	0	1	1	0	0	0	0	2
Coppin State	Nov. 16	Y	N	6:20	1-2	.500	1-2	.500	0-0	.000	0	0	0	2	0	0	0	3
Rutgers	Nov. 19	DNP																
Elon	Nov. 23																	
vs. Davidson	Nov. 29																	
vs. Mich/Belmont	Nov. 30																	
at Georgia	Dec. 4																	
at Duke*	Dec. 8																	
Radford	Dec. 15																	
Campbell	Dec. 21																	
Florida State*	Jan. 2																	
at Miami*	Jan. 5																	
at Georgia Tech*	Jan. 9																	
Wake Forest*	Jan. 12																	
Virginia*	Jan. 16																	
Louisville*	Jan. 19																	
at Pitt*	Jan. 23																	
at NC State*	Jan. 26																	
Notre Dame*	Jan. 30																	
SMU*	Feb. 2																	
Syracuse*	Feb. 6																	
at Virginia*	Feb. 9																	
at North Carolina*	Feb. 13																	
Stanford*	Feb. 20																	
Cal*	Feb. 23																	
at Boston College*	Feb. 27																	
at Clemson*	March 2																	

MACKENZIE NELSON



SEASON HIGHS

Points:	8, vs. Rutgers (11/19/24)
Rebounds	6, vs. UNCW (11/4/24)
Assists	5, vs. Coppin State (11/16/24)
Steals	4, vs. UNCW (11/4/24)
Blocks	1, vs. UNCW (11/4/24)
FG Made	3 (2x), last vs. Coppin (11/16/24)
3-Pointers	1, vs. Iowa (11/10/24)
Free Throws	-
Minutes	28:12, vs. Iowa (11/10/24)

CAREER HIGHS

Points:	Same
Rebounds	Same
Assists	Same
Steals	Same
Blocks	Same
FG Made	Same
3-Pointers	-
Free Throws	-
Minutes	Same

ACC HIGHS

Points:	-
Rebounds	-
Assists	-
Steals	-
Blocks	-
FG Made	-
3-Pointers	-
Free Throws	-
Minutes	-

PRODUCTION TRACKER

	2024-25	Career
Scored 10+ Points	0	0
Scored 20+ Points	0	0
Scored 30+ Points	0	0
Led Tech in Scoring	0	0
Made 5+ 3FGs	0	0
Led Tech in 3FGM	0	0
Shot over 40% on 3FG (min. 4 attempts)	0	0
Had a Double-Double	0	0
Had 5+ Assists	1	1
Had Multiple Steals	4	4

CAREER STATS

	GP-GS	MIN	AVG	FG-FGA	FG%	3FG-FGA	3FG%	FT-FTA	FT%	OFF-DEF-TOT	AVG	AST	AVG	TO	BLK	STL	PTS	AVG
2023-24	0-0	0	0.0	0-0	.000	0-0	.000	0-0	.000	0-0-0	0.0	0	0.0	0	0	0	0	0.0
2024-25	5-0	122	24.4	12-17	.705	1-4	.250	2-5	.400	0-11-11	2.2	13	2.6	11	1	13	25	5.4
TOTAL	5-0	122	24.4	12-17	.705	1-4	.250	2-5	.400	0-11-11	2.2	13	2.6	11	1	13	25	5.4

R-FRESHMAN 5-FOOT-8 GUARD

Greenwich, Ct. (St. Luke's) • Major is exercise and health studies

#3

NICKNAME

- Goes by Mackie

2024-25 SEASON (R-FRESHMAN)

- Came off the bench in her collegiate debut and stuffed the stat sheet with six points, six rebounds, four assists and four steals in 22+ minutes of action.
- Drew three charges vs. UNC Asheville.
- Had five assists in the win over Coppin State.

2023-24 SEASON (FRESHMAN)

- Earned a redshirt.

PRIOR TO TECH (ST. LUKE'S)

- Ranked 65 in 2023 ESPN HoopGurlz recruiting rankings.
- Played club ball for Team Exodus NYC EYBL. Made it to the 2022 EYBL finals and scored 18 points in the game.
- Played for St. Luke's for three seasons, where she was a captain each year. Led her team to NEPSAC championship game where she scored 45 points. Scored 1,000 points her senior season and was FAA All-First Team, All-NEPSAC and was the Connecticut Gatorade Player of the Year. Nelson was selected to be a part of the Jr. NBA Court of Leaders. Also played soccer for two seasons.
- Played for Greenwich for one season with coach Chrys Hernandez. She was first team All-State as a freshman. Totaled 530 points, 136 rebounds and 89 steals in 23 games.

2024-25 GAME-BY-GAME STATS

OPPONENT	DATE	GP	GS	MIN	FG-FGA	PCT	3FG-FGA	PCT	FT-FTA	PCT	OFF	DEF	TOT	A	T/O	BLK	STL	PTS
UNC Wilmington	Nov. 4	Y	N	22:10	3-3	1.000	0-0	.000	0-0	.000	0	6	6	4	0	1	4	6
vs. Iowa	Nov. 10	Y	N	28:12	2-6	.333	1-3	.333	0-0	.000	0	1	1	0	4	0	2	5
UNC Asheville	Nov. 13	Y	N	25:22	1-1	1.000	0-0	.000	0-0	.000	0	2	2	2	4	0	2	2
Coppin State	Nov. 16	Y	N	26:08	3-4	.750	0-1	.000	0-2	.000	0	1	1	5	1	0	3	6
Rutgers	Nov. 19	Y	N	20:11	3-3	1.000	0-0	.000	2-3	.666	0	1	1	2	2	0	2	8
Elon	Nov. 23																	
vs. Davidson	Nov. 29																	
vs. Mich/Belmont	Nov. 30																	
at Georgia	Dec. 4																	
at Duke*	Dec. 8																	
Radford	Dec. 15																	
Campbell	Dec. 21																	
Florida State*	Jan. 2																	
at Miami*	Jan. 5																	
at Georgia Tech*	Jan. 9																	
Wake Forest*	Jan. 12																	
Virginia*	Jan. 16																	
Louisville*	Jan. 19																	
at Pitt*	Jan. 23																	
at NC State*	Jan. 26																	
Notre Dame*	Jan. 30																	
SMU*	Feb. 2																	
Syracuse*	Feb. 6																	
at Virginia*	Feb. 9																	
at North Carolina*	Feb. 13																	
Stanford*	Feb. 20																	
Cal*	Feb. 23																	
at Boston College*	Feb. 27																	
at Clemson*	March 2																	

# ROSE MICHEAUX

## SENIOR 6-FOOT-2 FORWARD

Wayne, Mich. (Wayne Memorial High/Minnesota) • Major is sociology

#4



### SEASON HIGHS

Points:	19, vs. Coppin State (11/16/24)
Rebounds	17, vs. Rutgers (11/19/24)
Assists	3, vs. Coppin State (11/16/24)
Steals	1 (2x), last vs. Coppin (11/16/24)
Blocks	1, vs. Rutgers (11/19/24)
FG Made	9, vs. Coppin State (11/16/24)
3-Pointers	-
Free Throws	1 (2x), last vs. Coppin (11/16/24)
Minutes	34:24, vs. Rutgers (11/19/24)

### CAREER HIGHS

Points:	31, at Penn State (1/18/23)
Rebounds	17, vs. Rutgers (11/19/24)
Assists	2 (2x), last vs. LU (11/27/22)
Steals	3, vs. Presbyterian (11/20/22)
Blocks	3 (2x), last at Mich. St. (2/22/23)
FG Made	14, at Penn State (1/18/23)
3-Pointers	-
Free Throws	7, vs. UNC (12/1/21)
Minutes	35, at Illinois (2/5/23)

### ACC HIGHS

Points:	13, at Wake Forest (1/4/24)
Rebounds	7, at Wake Forest (1/4/24)
Assists	1, vs. Miami (1/11/24)
Steals	-
Blocks	1, vs. Pitt (12/31/23)
FG Made	5, at Wake Forest (1/4/24)
3-Pointers	-
Free Throws	3, at Wake Forest (1/4/24)
Minutes	18, at Wake Forest (1/4/24)

## PRODUCTION TRACKER

	2024-25	Career
Scored 10+ Points	5	33
Scored 20+ Points	0	5
Scored 30+ Points	0	1
Led Tech in Scoring	1	1
Had 10+ Rebounds	2	13
Led Tech in Rebounds	3	3
Shot over 50% on FG (min. 5 attempts)	4	34
Had a Double-Double	2	11
Had 5+ Assists	0	0
Had Multiple Blocks	0	5

## CAREER STATS

	GP-GS	MIN	AVG	FG-FGA	FG%	3FG-FGA	3FG%	FT-FTA	FT%	OFF-DEF-TOT	AVG	AST	AVG	TO	BLK	STL	PTS	AVG
2021-22	30-16	437	14.5	63-95	.663	0-0	.000	16-25	.640	53-69-122	4.07	7	0.23	43	8	15	142	4.73
2022-23	30-30	815	27.1	174-335	.519	0-0	.000	67-105	.638	90-146-415	7.87	15	0.50	86	22	18	415	13.8
2023-24	23-18	287	12.4	39-72	.541	0-1	.000	17-27	.629	34-45-79	3.4	13	0.5	22	5	2	95	4.1
2024-25	5-5	118	23.6	35-59	.593	0-0	.000	2-3	.666	21-23-44	8.8	6	1.2	6	2	3	72	14.4
TOTAL	88-69	1657	18.8	311-561	.554	0-1	.000	102-160	.637	198-283-481	5.47	41	0.43	157	38	38	724	8.2

### 2024-25 SEASON (SENIOR)

- Posted 14 points, her VT career-best on 7-for-9 shooting in the opener vs. UNCW.
- **Has opened the season with five straight games scoring in double figures.**
- **Recorded her first double-double as a Hokie vs. Coppin State with 19 points and 11 rebounds.**
- **Set a career high with 17 rebounds vs. Rutgers as she recorded back-to-back double-doubles.**

### 2023-24 SEASON (JUNIOR)

- Averaged 4.1 points and 3.9 rebounds per game in 23 contests (18 starts).
- Made 54% of her field goal attempts.
- Recorded her first double figure scoring game at VT vs. HCU going 6-7 for 12 points in 17 minutes of action.
- Started 16 of the first 17 games of the season.

### PRIOR TO TECH (MINNESOTA)

- Micheaux played at Minnesota for two seasons where she featured in 60 games, scoring 9.28 points per game shooting 55% from the field. She also pulled down 5.87 rebounds per game.
- This past season, the Wayne, Michigan native was second on the Gophers at 13.8 ppg. and she led the team in rebounds at 7.9, a mark that was fourth in the Big Ten.
- Micheaux stands at 6-foot-2 and was an Honorable Mention Big Ten performer this past season after recording nine double-doubles. She scored a career-best 31 points on 14 of 18 shooting from the floor in a January 18 victory at Penn State. She also boasts a career best of 15 rebounds in a single contest.

### 2024-25 GAME-BY-GAME STATS

OPPONENT	DATE	GP	GS	MIN	FG-FGA	PCT	3FG-FGA	PCT	FT-FTA	PCT	OFF	DEF	TOT	A	T/O	BLK	STL	PTS
UNC Wilmington	Nov. 4	Y	Y	21:17	7-9	.777	0-0	.000	0-0	.000	1	4	5	0	1	0	1	14
vs. Iowa	Nov. 10	Y	Y	19:47	6-10	.600	0-0	.000	0-0	.000	4	3	7	0	2	0	0	12
UNC Asheville	Nov. 13	Y	Y	17:14	5-8	.625	0-0	.000	1-2	.500	1	3	4	0	1	0	0	11
Coppin State	Nov. 16	Y	Y	25:37	9-12	.750	0-0	.000	1-1	1.000	6	5	11	3	2	0	1	19
Rutgers	Nov. 19	Y	Y	34:24	8-20	.400	0-0	.000	0-0	.000	9	8	17	3	0	1	1	16
Elon	Nov. 23																	
vs. Davidson	Nov. 29																	
vs. Mich/Belmont	Nov. 30																	
at Georgia	Dec. 4																	
at Duke*	Dec. 8																	
Radford	Dec. 15																	
Campbell	Dec. 21																	
Florida State*	Jan. 2																	
at Miami*	Jan. 5																	
at Georgia Tech*	Jan. 9																	
Wake Forest*	Jan. 12																	
Virginia*	Jan. 16																	
Louisville*	Jan. 19																	
at Pitt*	Jan. 23																	
at NC State*	Jan. 26																	
Notre Dame*	Jan. 30																	
SMU*	Feb. 2																	
Syracuse*	Feb. 6																	
at Virginia*	Feb. 9																	
at North Carolina*	Feb. 13																	
Stanford*	Feb. 20																	
Cal*	Feb. 23																	
at Boston College*	Feb. 27																	
at Clemson*	March 2																	



# CARYS BAKER



## SEASON HIGHS

<b>Points:</b>	14, vs. UNCW (11/4/24)
<b>Rebounds</b>	4, vs. UNCW (11/4/24)
<b>Assists</b>	4, vs. UNCA (11/13/24)
<b>Steals</b>	2, vs. Iowa (11/10/24)
<b>Blocks</b>	3, vs. Coppin State (11/16/24)
<b>FG Made</b>	6, vs. UNCW (11/4/24)
<b>3-Pointers</b>	2 (2x), last vs. Iowa (11/10/24)
<b>Free Throws</b>	-
<b>Minutes</b>	36:12, vs. Iowa (11/10/24)

## CAREER HIGHS

<b>Points:</b>	18, vs. LIU (12/6/23)
<b>Rebounds</b>	4 (2x), last vs. UNCW (11/4/24)
<b>Assists</b>	4 (2x), last vs. UNCA (11/13/24)
<b>Steals</b>	2 (2x), last vs. Baylor (3/25/24)
<b>Blocks</b>	3 (2x), last vs. Coppin (11/16/24)
<b>FG Made</b>	7, vs. LIU (12/6/23)
<b>3-Pointers</b>	4, vs. LIU (12/6/23)
<b>Free Throws</b>	4 (2x), last vs. Marshall (3/22/24)
<b>Minutes</b>	29:15, vs. UNCW (11/4/24)

## ACC HIGHS

<b>Points:</b>	9, vs. Pitt (12/31/23)
<b>Rebounds</b>	3 (2x), last vs. UVA (2/1/24)
<b>Assists</b>	4, at Virginia (3/3/24)
<b>Steals</b>	1, vs. Duke (2/15/24)
<b>Blocks</b>	3, vs. Duke (2/15/24)
<b>FG Made</b>	3, vs. Pitt (12/31/23)
<b>3-Pointers</b>	3, vs. Pitt (12/31/23)
<b>Free Throws</b>	-
<b>Minutes</b>	15, vs. Pitt (12/31/23)

## PRODUCTION TRACKER

	2024-25	Career
Scored 10+ Points	2	4
Scored 20+ Points	0	0
Scored 30+ Points	0	0
Led Tech in Scoring	0	0
Made 5+ 3FGs	0	0
Led Tech in 3FGM	3	7
Shot over 40% on 3FG (min. 4 attempts)	0	2
Had a Double-Double	0	0
Had 5+ Assists	0	0
Had Multiple Steals	1	2

## CAREER STATS

	GP-GS	MIN	AVG	FG-FGA	FG%	3FG-FGA	3FG%	FT-FTA	FT%	OFF-DEF-TOT	AVG	AST	AVG	TO	BLK	STL	PTS	AVG
2023-24	33-0	387	11.7	36-89	.404	29-76	.382	11-13	.846	13-32-45	1.4	11	0.3	14	12	9	112	3.4
2024-25	5-5	149	29.8	17-37	.459	6-19	.315	6-8	.750	5-13-18	3.60	7	1.4	5	5	4	46	9.20
<b>TOTAL</b>	<b>38-5</b>	<b>538</b>	<b>14.1</b>	<b>53-126</b>	<b>.420</b>	<b>35-95</b>	<b>.368</b>	<b>17-21</b>	<b>.809</b>	<b>18-45-63</b>	<b>1.66</b>	<b>18</b>	<b>0.47</b>	<b>19</b>	<b>17</b>	<b>13</b>	<b>158</b>	<b>4.16</b>

## SOPHOMORE 6-FOOT-2 FORWARD

West Hartford, Ct. (Loomis Chaffee) • Major is sports media and analytics

#10

## 2024-25 SEASON (SOPHOMORE)

- Made her first career start in the season-opening win over UNC Wilmington where she scored 14 points.
- Owns two double figure scoring games this season.
- **Leads the team at 29.8 minutes per game.**

## 2023-24 SEASON (FRESHMAN)

- Played in all 33 games, averaging 3.4 points per game.
- Made 29 3-pointers, shooting 38% from beyond the arc.
- Scored her first basket in the season opener vs. High Point, a 3-pointer.
- Recorded her first double figure scoring game vs. LIU scoring 18 points on a night where she hit four 3's.
- Played a career-high 26 minutes at Virginia in the last game of the regular season.

## PRIOR TO TECH (LOOMIS CHAFFEE)

- Ranked 58 in 2023 ESPN HoopGurlz recruiting rankings.
- Played club ball for Team Exodus NYC EYBL for three years with coach Thomas Davis.
- Played for Loomis Chaffee for five years and was an NEPSAC Class A champion in 2021-22. Also played volleyball for two years in high school.

## PERSONAL

- Birthday is March 15
- Daughter of Maura Rodgers and Vin Baker who both played hoops at Hartford University.
- Father Vin is in Hartford's Hall of Fame. He played 15 seasons in the NBA and was a four-time All-Star. Vin is currently an assistant coach for the Milwaukee Bucks.

## 2024-25 GAME-BY-GAME STATS

OPPONENT	DATE	GP	GS	MIN	FG-FGA	PCT	3FG-FGA	PCT	FT-FTA	PCT	OFF	DEF	TOT	A	T/O	BLK	STL	PTS
<b>UNC Wilmington</b>	<b>Nov. 4</b>	Y	Y	29:15	6-9	.666	2-3	.666	0-0	.000	2	2	4	1	2	0	1	14
vs. Iowa	Nov. 10	Y	Y	36:12	2-9	.222	2-8	.250	2-2	1.000	0	3	3	1	0	0	2	8
<b>UNC Asheville</b>	<b>Nov. 13</b>	Y	Y	26:27	2-4	.500	0-1	.000	2-3	.666	0	3	3	4	1	0	1	6
<b>Coppin State</b>	<b>Nov. 16</b>	Y	Y	26:21	5-10	.500	2-6	.333	2-2	1.000	1	4	5	0	0	3	0	13
<b>Rutgers</b>	<b>Nov. 19</b>	Y	Y	31:31	2-5	.400	0-1	.000	1-2	.500	2	1	3	1	2	1	0	5
<b>Elon</b>	<b>Nov. 23</b>																	
vs. Davidson	Nov. 29																	
vs. Mich/Belmont	Nov. 30																	
at Georgia	Dec. 4																	
at Duke*	Dec. 8																	
<b>Radford</b>	<b>Dec. 15</b>																	
<b>Campbell</b>	<b>Dec. 21</b>																	
<b>Florida State*</b>	<b>Jan. 2</b>																	
at Miami*	Jan. 5																	
at Georgia Tech*	Jan. 9																	
<b>Wake Forest*</b>	<b>Jan. 12</b>																	
<b>Virginia*</b>	<b>Jan. 16</b>																	
<b>Louisville*</b>	<b>Jan. 19</b>																	
at Pitt*	Jan. 23																	
at NC State*	Jan. 26																	
<b>Notre Dame*</b>	<b>Jan. 30</b>																	
<b>SMU*</b>	<b>Feb. 2</b>																	
<b>Syracuse*</b>	<b>Feb. 6</b>																	
at Virginia*	Feb. 9																	
at North Carolina*	Feb. 13																	
<b>Stanford*</b>	<b>Feb. 20</b>																	
<b>Cal*</b>	<b>Feb. 23</b>																	
at Boston College*	Feb. 27																	
at Clemson*	March 2																	

MATILDA EKH



SEASON HIGHS

Points:	18, vs. UNCW (11/4/24)
Rebounds	9, vs. UNCW (11/4/24)
Assists	5, vs. Coppin State (11/16/24)
Steals	1 (3x), last vs. UNCA (11/13/24)
Blocks	1, vs. Rutgers (11/19/24)
FG Made	7, vs. UNCW (11/4/24)
3-Pointers	2, vs. UNCW (11/4/24)
Free Throws	2 (2x), last vs. UNCA (11/13/24)
Minutes	31:27, vs. UNCW (11/4/24)

CAREER HIGHS

Points:	27, at Ohio State (1/12/22)
Rebounds	9, vs. UNCW (11/4/24)
Assists	6 (2x), last at Rutgers (12/17/22)
Steals	4 (2x), last vs. NW (1/16/22)
Blocks	3, vs. Minnesota (1/23/22)
FG Made	9, at Ohio State (1/12/22)
3-Pointers	7, at Rutgers (12/17/23)
Free Throws	10, vs. Minnesota (2/22/23)
Minutes	49, vs. FGCU (12/20/21)

ACC HIGHS

Points:	16 (2x), last vs. CU (1/21/24)
Rebounds	8, at UNC (2/4/24)
Assists	3 (2x), last vs. Duke (2/15/24)
Steals	2, at Duke (1/18/24)
Blocks	2, last at Virginia (3/3/24)
FG Made	6, vs. Pitt (12/31/23)
3-Pointers	4 (3x), last vs. CU (1/21/24)
Free Throws	2, at FSU (1/14/24)
Minutes	37 (2x), last vs. CU (1/21/24)

PRODUCTION TRACKER

	2024-25	Career
Scored 10+ Points	3	62
Scored 20+ Points	0	11
Scored 30+ Points	0	0
Led Tech in Scoring	1	4
Made 5+ 3FGs	0	11
Led Tech in 3FGM	2	20
Shot over 40% on 3FG	0	48
Had a Double-Double	0	0
Had 5+ Assists	1	5
Had Multiple Steals	0	10

CAREER STATS

	GP-GS	MIN	AVG	FG-FGA	FG%	3FG-FGA	3FG%	FT-FTA	FT%	OFF-DEF-TOT	AVG	AST	AVG	TO	BLK	STL	PTS	AVG
2021-22	30-29	1020	34.0	123-288	.427	69-175	.394	38-48	.792	8-88-96	3.2	63	2.1	58	15	30	353	11.8
2022-23	29-28	801	27.6	110-258	.426	69-179	.385	53-56	.946	9-77-86	3.0	59	2.0	38	4	18	342	11.8
2023-24	33-33	1000	30.3	118-269	.438	78-193	.404	30-34	.882	21-99-120	3.6	55	1.8	34	13	18	344	10.4
2024-25	5-5	130	26.0	20-42	.476	5-20	.200	8-8	1.000	5-13-18	3.6	16	3.2	9	1	3	53	10.6
TOTAL	97-95	2952	30.4	371-857	.432	221-567	.389	129-146	.883	43-277-320	3.30	193	1.94	139	33	69	1092	11.2

SENIOR 6-FOOT-2 GUARD/FORWARD

Västerås, Sweden (Riksbasketgymnasiet Luleå/Michigan State) • Major is PPE

#11

2024-25 SEASON (SENIOR)

- Owns 220 career 3FGs.
- Led all scorers in season opener with 18 points. Also secured a career-high nine rebounds.
- Owns three double figure scoring games this season.

2023-24 SEASON (JUNIOR)

- Was Tech's third-leading scorer at 10.4 points per game.
- Started every contest, averaging 30.4 minutes per game.
- Recorded 25 points and a career-high seven 3-pointers at Rutgers.
- Scored in double figures 21 times.
- Recorded the 1,000th point of her career vs. Marshall in her first NCAA tournament game. She led all scorers with 21 vs. Marshall on March 22, 2024.
- Led the Hokies in scoring with 40 points in the NCAA tournament.

PRIOR TO TECH (MICHIGAN STATE)

- Ekh, a Västerås, Sweden native played for two seasons at Michigan State where she started 57 of 59 career games. The 6-foot-0 wing player averaged 11.8 points per game in both of her seasons in East Lansing and contributed three rebounds a game and two assists as well.
- A career 39% shooter from beyond the arc, Ekh made 69 in both seasons for a total of 138.
- In 2022 she was a Big Ten All-Freshman Team selection and has twice been an All-Big Ten Honorable Mention athlete.

PERSONAL

- Birthday is April 19
- Daughter of Jonah Ekh and Anna-Karin Klang
- Has two siblings who play basketball in Sweden
- Minorng in psychology

2024-25 GAME-BY-GAME STATS

OPPONENT	DATE	GP	GS	MIN	FG-FGA	PCT	3FG-FGA	PCT	FT-FTA	PCT	OFF	DEF	TOT	A	T/O	BLK	STL	PTS
UNC Wilmington	Nov. 4	Y	Y	31:27	7-12	.583	2-6	.333	2-2	1.000	1	8	9	4	2	0	1	18
vs. Iowa	Nov. 10	Y	Y	27:50	1-6	.166	0-4	.000	0-0	.000	1	0	1	3	1	0	1	2
UNC Asheville	Nov. 13	Y	Y	19:19	5-7	.714	1-3	.333	2-2	1.000	0	4	4	2	4	0	1	13
Coppin State	Nov. 16	Y	Y	23:53	1-6	.166	1-4	.250	4-4	1.000	2	0	0	5	1	0	0	7
Rutgers	Nov. 19	Y	Y	28:18	6-11	.545	1-3	.333	0-0	.000	1	1	2	2	1	1	0	13
Elon	Nov. 23																	
vs. Davidson	Nov. 29																	
vs. Mich/Belmont	Nov. 30																	
at Georgia	Dec. 4																	
at Duke*	Dec. 8																	
Radford	Dec. 15																	
Campbell	Dec. 21																	
Florida State*	Jan. 2																	
at Miami*	Jan. 5																	
at Georgia Tech*	Jan. 9																	
Wake Forest*	Jan. 12																	
Virginia*	Jan. 16																	
Louisville*	Jan. 19																	
at Pitt*	Jan. 23																	
at NC State*	Jan. 26																	
Notre Dame*	Jan. 30																	
SMU*	Feb. 2																	
Syracuse*	Feb. 6																	
at Virginia*	Feb. 9																	
at North Carolina*	Feb. 13																	
Stanford*	Feb. 20																	
Cal*	Feb. 23																	
at Boston College*	Feb. 27																	
at Clemson*	March 2																	

SAMYHA SUFFREN

SOPHOMORE 5-FOOT-8 GUARD  
Charlotte, N.C. (Cannon School) • Major is public health

#12



SEASON HIGHS

Points:	16, vs. Rutgers (11/19/24)
Rebounds	6, vs. Rutgers (11/19/24)
Assists	4 (2x), last vs. Rutgers (11/19/24)
Steals	3, vs. UNCW (11/4/24)
Blocks	-
FG Made	7, vs. Rutgers (11/19/24)
3-Pointers	1, vs. Coppin State (11/16/24)
Free Throws	2 (2x), last vs. Rutgers (11/19/24)
Minutes	24:14, vs. Rutgers (11/19/24)

CAREER HIGHS

Points:	9, at Duke (1/18/24)
Rebounds	3 (3x), last vs. UNCW (11/4/24)
Assists	4 (3x), last vs. UNCW (11/4/24)
Steals	3, vs. UNCW (11/4/24)
Blocks	-
FG Made	4, vs. UNCW (11/4/24)
3-Pointers	1, vs. Coppin State (11/16/24)
Free Throws	5, at Duke (1/18/24)
Minutes	24:14, vs. Rutgers (11/19/24)

ACC HIGHS

Points:	9, at Duke (1/18/24)
Rebounds	2, at Duke (1/18/24)
Assists	4, vs. Clemson (1/21/24)
Steals	2, at Duke (1/18/24)
Blocks	-
FG Made	2, at Duke (1/18/24)
3-Pointers	-
Free Throws	5, at Duke (1/18/24)
Minutes	23, vs. Clemson (1/21/24)

PRODUCTION TRACKER

	2023-24	Career
Scored 10+ Points	2	2
Scored 20+ Points	0	0
Scored 30+ Points	0	0
Led Tech in Scoring	0	0
Made 5+ 3FGs	0	0
Led Tech in 3FGM	0	0
Shot over 40% on 3FG (min. 4 attempts)	0	0
Had a Double-Double	0	0
Had 5+ Assists	0	0
Had Multiple Steals	2	3

CAREER STATS

	GP-GS	MIN	AVG	FG-FGA	FG%	3FG-FGA	3FG%	FT-FTA	FT%	OFF-DEF-TOT	AVG	AST	AVG	TO	BLK	STL	PTS	AVG
2023-24	15-0	104	6.9	5-12	.417	0-1	.000	13-20	.650	3-11-14	0.9	13	0.9	12	0	6	23	1.5
2024-25	5-0	100	20.0	21-35	.600	1-2	.500	4-7	.571	4-8-12	2.4	14	2.8	7	0	7	47	9.4
TOTAL	20-0	205	10.5	26-47	.553	1-3	.333	17-27	.629	7-19-26	1.3	27	1.35	19	0	13	70	3.5

2024-25 SEASON (SOPHOMORE)

- Did a little of everything with eight points, three rebounds, four assists and three steals Nov. 4 vs. UNCW.
- Scored in double figures for the first time in her career Nov. 13 vs. UNC Asheville (12 points on 5-7 FG).
- Made the first 3-point basket of her career vs. Coppin State.
- Scored a career-high 16 points vs. Rutgers.

2023-24 SEASON (FRESHMAN)

- Played in 15 games, averaging 6.9 minutes per game. Saw extended time (23 minutes) vs. Clemson in the absence of PG Georgia Amoore.
- Scored 2.0 points per game.
- Saw her first minutes in the season opener vs. High Point.
- Scored her first FG in the win over HCU.

PRIOR TO TECH (CANNON SCHOOL)

- Ranked 69 in 2023 ESPN HoopGurlz recruiting rankings.
- Played club ball for Team Curry where she was a top five scorer in the Under Armour circuit.
- Played for Cannon School as an upperclassman under Kelvin Drakeford. She was all-conference twice, first team once and won a conference championship. Also ran track at Cannon and is a part of the team that set a school record in the 4x100.
- Played at Mallard Creek for two years under Clarence Johnson. Suffren won a conference championship and was all-conference.

PERSONAL

2024-25 GAME-BY-GAME STATS

OPPONENT	DATE	GP	GS	MIN	FG-FGA	PCT	3FG-FGA	PCT	FT-FTA	PCT	OFF	DEF	TOT	A	T/O	BLK	STL	PTS
UNC Wilmington	Nov. 4	Y	N	21:29	4-7	.571	0-0	.000	0-0	.000	2	1	3	4	1	0	3	8
vs. Iowa	Nov. 10	Y	N	18:01	3-6	.500	0-1	.000	0-1	.000	0	1	1	1	2	0	2	6
UNC Asheville	Nov. 13	Y	N	22:44	5-7	.714	0-0	.000	2-3	.666	0	0	0	2	1	0	0	12
Coppin State	Nov. 16	Y	N	14:10	2-4	.500	1-1	1.000	0-0	.000	0	2	2	3	3	0	1	5
Rutgers	Nov. 19	Y	N	24:14	7-11	.636	0-0	.000	2-3	.666	2	4	6	4	0	0	1	16
Elon	Nov. 23																	
vs. Davidson	Nov. 29																	
vs. Mich/Belmont	Nov. 30																	
at Georgia	Dec. 4																	
at Duke*	Dec. 8																	
Radford	Dec. 15																	
Campbell	Dec. 21																	
Florida State*	Jan. 2																	
at Miami*	Jan. 5																	
at Georgia Tech*	Jan. 9																	
Wake Forest*	Jan. 12																	
Virginia*	Jan. 16																	
Louisville*	Jan. 19																	
at Pitt*	Jan. 23																	
at NC State*	Jan. 26																	
Notre Dame*	Jan. 30																	
SMU*	Feb. 2																	
Syracuse*	Feb. 6																	
at Virginia*	Feb. 9																	
at North Carolina*	Feb. 13																	
Stanford*	Feb. 20																	
Cal*	Feb. 23																	
at Boston College*	Feb. 27																	
at Clemson*	March 2																	



MYAH HAZELTON



SEASON HIGHS

Points:	2 (2x), last vs. Coppin (11/16/24)
Rebounds	-
Assists	-
Steals	-
Blocks	-
FG Made	-
3-Pointers	-
Free Throws	-
Minutes	6:57, vs. UNCW (11/4/24)

CAREER HIGHS

Points:	Same
Rebounds	-
Assists	-
Steals	-
Blocks	-
FG Made	-
3-Pointers	-
Free Throws	-
Minutes	Same

ACC HIGHS

Points:	-
Rebounds	-
Assists	-
Steals	-
Blocks	-
FG Made	-
3-Pointers	-
Free Throws	-
Minutes	-

PRODUCTION TRACKER

	2024-25	Career
Scored 10+ Points	0	0
Scored 20+ Points	0	0
Scored 30+ Points	0	0
Led Tech in Scoring	0	0
Had 10+ Rebounds	0	0
Led Tech in Rebounds	0	0
Shot over 50% on FG (min. 5 attempts)	0	0
Had a Double-Double	0	0
Had 5+ Assists	0	0
Had Multiple Blocks	0	0

CAREER STATS

	GP-GS	MIN	AVG	FG-FGA	FG%	3FG-FGA	3FG%	FT-FTA	FT%	OFF-DEF-TOT	AVG	AST	AVG	TO	BLK	STL	PTS	AVG
2024-25	3-0	12	4.0	2-3	.667	0-0	.000	2-2	1.000	0-0-0	0.0	0	0.0	3	0	0	6	2.0
TOTAL	3-0	12	4.0	2-3	.667	0-0	.000	2-2	1.000	0-0-0	0.0	0	0.0	3	0	0	6	2.0

FRESHMAN 6-FOOT-4 FORWARD

Baltimore, Md. (Sparrows Point) • Major is sports media and analytics

#21

2024-25 SEASON (FRESHMAN)

- Made her collegiate debut Nov. 4 vs. UNCW scoring a field goal.

BEFORE VT

- A native of Baltimore, Hazelton played club ball for Philly Rise EYBL. She was a part of the first team to win an EYBL Nike Basketball Championship by going undefeated throughout the entire season.

MISC.

- Wears 21 because her mother wore it at Shepherd University.
- Aspires to be a sports broadcaster following the conclusion of her basketball career.
- Seeks creative outlets like painting in her spare time.

2024-25 GAME-BY-GAME STATS

OPPONENT	DATE	GP	GS	MIN	FG-FGA	PCT	3FG-FGA	PCT	FT-FTA	PCT	OFF	DEF	TOT	A	T/O	BLK	STL	PTS
UNC Wilmington	Nov. 4	Y	N	6:57	1-1	1.000	0-0	.000	0-0	.000	0	0	0	0	2	0	0	2
vs. Iowa	Nov. 10	Y	N	0:08	0-0	.000	0-0	.000	0-0	.000	0	0	0	0	0	0	0	0
UNC Asheville	Nov. 13	DNP																
Coppin State	Nov. 16	Y	N	5:23	1-2	.500	0-0	.000	0-0	.000	0	0	0	0	0	0	0	2
Rutgers	Nov. 19	DNP																
Elon	Nov. 23																	
vs. Davidson	Nov. 29																	
vs. Mich/Belmont	Nov. 30																	
at Georgia	Dec. 4																	
at Duke*	Dec. 8																	
Radford	Dec. 15																	
Campbell	Dec. 21																	
Florida State*	Jan. 2																	
at Miami*	Jan. 5																	
at Georgia Tech*	Jan. 9																	
Wake Forest*	Jan. 12																	
Virginia*	Jan. 16																	
Louisville*	Jan. 19																	
at Pitt*	Jan. 23																	
at NC State*	Jan. 26																	
Notre Dame*	Jan. 30																	
SMU*	Feb. 2																	
Syracuse*	Feb. 6																	
at Virginia*	Feb. 9																	
at North Carolina*	Feb. 13																	
Stanford*	Feb. 20																	
Cal*	Feb. 23																	
at Boston College*	Feb. 27																	
at Clemson*	March 2																	

RAMIYA WHITE



SEASON HIGHS

Points:	6, vs. Coppin State (11/16/24)
Rebounds	4, vs. UNCA (11/13/24)
Assists	-
Steals	-
Blocks	-
FG Made	3, vs. Coppin State (11/16/24)
3-Pointers	-
Free Throws	-
Minutes	11:09, vs. UNCA (11/13/24)

CAREER HIGHS

Points:	-
Rebounds	Same
Assists	-
Steals	-
Blocks	-
FG Made	-
3-Pointers	-
Free Throws	-
Minutes	Same

ACC HIGHS

Points:	-
Rebounds	-
Assists	-
Steals	-
Blocks	-
FG Made	-
3-Pointers	-
Free Throws	-
Minutes	-

PRODUCTION TRACKER

	2024-25	Career
Scored 10+ Points	0	0
Scored 20+ Points	0	0
Scored 30+ Points	0	0
Led Tech in Scoring	0	0
Had 10+ Rebounds	0	0
Led Tech in Rebounds	0	0
Shot over 50% on FG (min 4 attempts)	1	1
Had a Double-Double	0	0
Had 5+ Assists	0	0
Had Multiple Blocks	0	0

CAREER STATS

	GP-GS	MIN	AVG	FG-FGA	FG%	3FG-FGA	3FG%	FT-FTA	FT%	OFF-DEF-TOT	AVG	AST	AVG	TO	BLK	STL	PTS	AVG
2024-25	2-0	16	8.0	3-5	.600	0-0	.000	0-0	.000	1-5-6	3.0	0	0.0	3	0	0	6	3.0
TOTAL	2-0	16	8.0	3-5	.600	0-0	.000	0-0	.000	1-5-6	3.0	0	0.0	3	0	0	6	3.0

FRESHMAN 6-FOOT-5 CENTER

Louisville, Ky. (Butler Traditional High School) • Major is consumer studies

#22

2024-25 SEASON (FRESHMAN)

- Made her debut vs. UNC Asheville playing 11 minutes and grabbing four rebounds.
- Scored the first points of her collegiate career vs. Coppin State going 3-3 from the floor.

BEFORE VT

- A 6-5 center from Louisville, Kentucky, she was the third-ranked prospect and the top-ranked center in the state of Kentucky in the class of 2024, according to Prep Girls Hoops ... played at Butler Traditional High School under head coach Candyce Wheeler, while she also played on the Adidas 3SSB circuit under head coach Richard Jeter.

2024-25 GAME-BY-GAME STATS

OPPONENT	DATE	GP	GS	MIN	FG-FGA	PCT	3FG-FGA	PCT	FT-FTA	PCT	OFF	DEF	TOT	A	T/O	BLK	STL	PTS
UNC Wilmington	Nov. 4			DNP														
vs. Iowa	Nov. 10			DNP														
UNC Asheville	Nov. 13	Y	N	11:09	0-2	.000	0-0	.000	0-0	.000	1	3	4	0	2	0	0	0
Coppin State	Nov. 16	Y	N	5:40	3-3	1.000	0-0	.000	0-0	.000	0	2	2	0	1	0	0	6
Rutgers	Nov. 19			DNP														
Elon	Nov. 23																	
vs. Davidson	Nov. 29																	
vs. Mich/Belmont	Nov. 30																	
at Georgia	Dec. 4																	
at Duke*	Dec. 8																	
Radford	Dec. 15																	
Campbell	Dec. 21																	
Florida State*	Jan. 2																	
at Miami*	Jan. 5																	
at Georgia Tech*	Jan. 9																	
Wake Forest*	Jan. 12																	
Virginia*	Jan. 16																	
Louisville*	Jan. 19																	
at Pitt*	Jan. 23																	
at NC State*	Jan. 26																	
Notre Dame*	Jan. 30																	
SMU*	Feb. 2																	
Syracuse*	Feb. 6																	
at Virginia*	Feb. 9																	
at North Carolina*	Feb. 13																	
Stanford*	Feb. 20																	
Cal*	Feb. 23																	
at Boston College*	Feb. 27																	
at Clemson*	March 2																	

# KAYL PETERSEN



## SEASON HIGHS

Points:	12, vs. UNCW (11/4/24)
Rebounds	5 (2x), vs. UNCA (11/13/24)
Assists	2, vs. UNCW (11/4/24)
Steals	-
Blocks	2 (3x), last vs. Coppin (11/16/24)
FG Made	5, vs. UNCW (11/4/24)
3-Pointers	2 (2x), last vs. Rutgers (11/19/24)
Free Throws	1, vs. UNCA (11/13/24)
Minutes	25:10, vs. UNCA (11/13/24)

## CAREER HIGHS

Points:	Same
Rebounds	Same
Assists	Same
Steals	-
Blocks	Same
FG Made	Same
3-Pointers	Same
Free Throws	Same
Minutes	Same

## ACC HIGHS

Points:	-
Rebounds	-
Assists	-
Steals	-
Blocks	-
FG Made	-
3-Pointers	-
Free Throws	-
Minutes	-

## PRODUCTION TRACKER

	2023-24	Career
Scored 10+ Points	2	2
Scored 20+ Points	0	0
Scored 30+ Points	0	0
Led Tech in Scoring	0	0
Made 5+ 3FGs	0	0
Led Tech in 3FGM	1	1
Shot over 40% on 3FG	0	0
Had a Double-Double	0	0
Had 5+ Assists	0	0
Had Multiple Steals	0	0
Had Multiple Blocks	3	3

## CAREER STATS

	GP-GS	MIN	AVG	FG-FGA	FG%	3FG-FGA	3FG%	FT-FTA	FT%	OFF-DEF-TOT	AVG	AST	AVG	TO	BLK	STL	PTS	AVG
2024-25	5-0	97	19.4	14-24	.583	7-11	.636	3-6	.500	8-14-22	4.40	5	1.00	6	7	0	38	7.6
TOTAL	5-0	97	19.4	14-24	.583	7-11	.636	3-6	.500	8-14-22	4.40	5	1.00	6	7	0	38	7.6

## FRESHMAN 6-FOOT-0 GUARD/FORWARD

Waupun, Wisc. (Waupun) • Major is exercise and health sciences

#34

## 2024-25 SEASON (FRESHMAN)

- Made debut Nov. 4 scoring 12 points (5-7 FG, 2-3 3FG).
- Scored in double figures vs. UNC Asheville Nov. 13 (10 points on 4-5 FG).
- T7th in the ACC at 1.4 blocks per game.

## BEFORE VT

- Petersen averaged 17.7 points, 12.1 rebounds, 3.4 assists, 2.3 blocks and 2.0 steals per game her senior season at Waupun ... The three-time East Central Conference player of the year also helped lead the Warriors to their first WIAA Division 3 state championship in 2022.
- “We have watched Kayl win a high school state championship and solidify her place as one of the top players on the Nike EYBL circuit with Wisconsin Flight Elite. Her versatility and skill set continues to grow each year. Marquette fans will love her blue-collar work ethic, relentless rebounding, and ability to score inside and out,” Coach Duffy said of her commitment during her senior year.
- 68th highest rated player in the 2024 class by ESPNW.

## 2024-25 GAME-BY-GAME STATS

OPPONENT	DATE	GP	GS	MIN	FG-FGA	PCT	3FG-FGA	PCT	FT-FTA	PCT	OFF	DEF	TOT	A	T/O	BLK	STL	PTS
UNC Wilmington	Nov. 4	Y	N	19:08	5-7	.714	2-3	.666	0-0	.000	3	0	3	2	3	1	0	12
vs. Iowa	Nov. 10	Y	N	22:21	2-3	.666	1-1	1.000	0-0	.000	1	4	5	0	1	2	0	5
UNC Asheville	Nov. 13	Y	N	25:10	4-5	.800	1-1	1.000	1-4	.250	2	3	5	0	1	2	0	10
Coppin State	Nov. 16	Y	N	16:59	1-4	.250	1-3	.333	0-0	.000	0	5	5	1	1	1	2	3
Rutgers	Nov. 19	Y	N	13:56	2-5	.400	2-3	.666	2-2	1.000	2	2	4	2	0	0	0	8
Elon	Nov. 23																	
vs. Davidson	Nov. 29																	
vs. Mich/Belmont	Nov. 30																	
at Georgia	Dec. 4																	
at Duke*	Dec. 8																	
Radford	Dec. 15																	
Campbell	Dec. 21																	
Florida State*	Jan. 2																	
at Miami*	Jan. 5																	
at Georgia Tech*	Jan. 9																	
Wake Forest*	Jan. 12																	
Virginia*	Jan. 16																	
Louisville*	Jan. 19																	
at Pitt*	Jan. 23																	
at NC State*	Jan. 26																	
Notre Dame*	Jan. 30																	
SMU*	Feb. 2																	
Syracuse*	Feb. 6																	
at Virginia*	Feb. 9																	
at North Carolina*	Feb. 13																	
Stanford*	Feb. 20																	
Cal*	Feb. 23																	
at Boston College*	Feb. 27																	
at Clemson*	March 2																	



## BEYOND THE BIO: GET TO KNOW THE STUDENT-ATHLETES

### #0 LANI WHITE

- Super power of choice would be teleportation to travel back to California quicker.
- Dream vacation would be to go to Greece.
- Likes to skateboard, play video games and cook. Best dish is steak and parmesan zucchini.
- Admires Kobe Bryant, A'ja Wilson and Skylar Diggins-Smith.
- Listens to Drake, Frank Ocean and Blxst.
- Has played basketball since age seven.

### #1 CARLEIGH WENZEL

- Super power of choice would be teleportation.
- Wants to vacation in Bora Bora.
- Loves getting her nails and lashes done.
- Best basketball moment to date is experiencing the Final Four her freshman year.
- Wears number one to match her brother Brendan who is a grad student at TCU. He is who she looks up to the most.
- Would invite Michael Jordan, Kobe Bryant and Kevin Hart to dinner.

### #2 LEILA WELLS

- Super power of choice would be teleportation.
- Wants to vacation in Paris.
- Likes to bake and draw in her free time.
- Chose number two because Jesus comes first.
- Admires A'ja Wilson, Sydney McLaughlin-Levrone and Steph Curry.
- Listens to Koryn Hawthorne, Kirk Franklin and SZA.
- Would invite Steph Curry, Chadwick Boseman and Keke Palmer to dinner.

### #3 MACKENZIE NELSON

- Pregame song is Run This Town by Rihanna.
- Cooks a mean pesto pasta.
- Wears number three because that number has always been in her family.
- Began playing hoops in second grade.
- Admires Kobe Bryant, Jackie Young and Chelsea Gray.
- Would take celebrities to El Rodeo for their sweet tea and would invite Kobe, Christopher Columbus and Maya Moore.

### #4 ROSE MICHEAUX

- Super power of choice would be speed so she can braid hair faster.
- Best basketball moment was meeting her Hokie family.
- Is a great cook, and can make any dish.
- Got serious about basketball in high school at age 14.
- Did competitive cheer and dance in her youth.
- Admires Dennis Rodman, A'ja Wilson and Chelsea Gray.

### #10 CARYS BAKER

- Super power of choice would be flight or teleportation to travel the world.
- Wants to visit Paris. She is minoring in French!
- Wore number 10 in high school and it has become her favorite number.
- Best basketball moment is winning consecutive state titles in high school.
- Admires Napheesa Collier, Kevin Durant and DeWanna Bonner.
- Top three artists are Drake, Lil Baby and Gunna.
- Would take Kevin Durant, Drake and Lil Baby to Texas Roadhouse for dinner if she could.

### #11 MATILDA EKH

- Wants to vacation in The Maldives.
- Enjoys watching movies, reading book and talking to friends and family back home in Sweden in her free time.
- Played ice hockey growing up and would play soccer at VT if she couldn't compete in basketball.
- Has worn number 11 since she was young and stuck with it ever since.
- Best dish is Swedish meatballs.

### #12 SAMYHA SUFFREN

- Super powers of choice are invisibility, teleportation and ability to read minds.
- Would vacation in Bora Bora or any Caribbean island.
- Has played basketball since she was seven.
- Can do an aerial (cartwheel with no hands).
- Loves dogs and has a mini Aussiedoodle named Maui.
- Would take Kobe and Jesus to Ocean Samurai if she could.
- Was assigned the number 12 desk in elementary school, leading to her wearing number 12 today.
- Admires Arike Ogunbowale and Kyrie Irving.

### #21 MAYA HAZELTON

- Would like to be able to read minds to know what everyone thinks.
- Enjoys painting in her free time.
- Wears 21 because her mom did in high school and college.
- Admires Kobe Bryant, Charli Collier and Alyssa Thomas.
- Would take Kobe, Drake and SZA to Texas Roadhouse.
- Has played basketball since she was 13.

### #22 RAMIYA WHITE

- Would like to vacation in Turks and Caicos.
- Enjoys swimming.
- Chose to wear 22 because she likes double numbers.
- Admires A'ja Wilson, Kobe Bryant and Aliyah Boston.
- Three celebrities she'd take to dinner (at Texas Roadhouse) are Jesus, Martin Luther King Jr. and Beyonce.

### #34 KAYL PETERSEN

- Super power would be super strength.
- Wants to visit Italy.
- Enjoys golf, fishing and hunting.
- Likes 34 because of Giannis Antetokounmpo and her aunt who also wore 34.
- Likes to listen to Adele, Zach Bryan and Cardi.
- Her best friend is her older sister.
- Has a dog named Jax.

## THE HOKIES' RECORD WHEN

2024-25

Overall	4-1
ACC	0-0
At home	4-0
On the road	0-0
At neutral sites	0-1
After a win	2-1
After a loss	1-0
In overtime	0-0
vs. ranked opponents	0-0
Winning the opening tip	4-0
Losing the opening tip	0-1
Decided by 1-4 points	0-0
Decided by 5-10 points	0-0
Decided by 11-15 points	1-0
Decided by 16-20 points	0-1
Decided by 21+ points	3-0
Leading at half	3-0
Tied at half	1-0
Trailing at half	0-1
VT shoots 50% or better	2-0
VT shoots 40-49.9%	1-0
VT shoots less than 40%	0-1
VT out-shoots opponent	3-0
Opp. out-shoots VT	1-1
Opp. shoots 40% or better	1-0
Opp. shoots less than 40%	3-0
VT out-rebounds opponent	4-0
Opp. out-rebounds VT	0-1
Rebounds are tied	0-0
VT has more FT attempts	3-0
Opp. has more FT attempts	1-1
FT attempts tied	0-0
VT makes more 3-pointers	2-1
Opp. makes more 3-pointers	1-0
3-pointers made tied	1-0
VT wins turnover battle	3-0
Opp. wins turnover battle	0-1
Turnovers are tied	1-0
VT scores 100+	0-0
VT scores 90-99 points	2-0
VT scores 80-89 points	2-0
VT scores 70-79 points	0-0
VT scores 60-69 points	0-0
VT scores 50-59 points	0-1
VT scores < 50 points	0-0
Opp. scores > 99 points	0-0
Opp. scores 90-99 points	0-0
Opp. scores 80-89 points	1-0
Opp. scores 70-79 points	0-1
Opp. scores 60-69 points	1-0
Opp. scores 50-59 points	2-0
Opp. scores < 50 points	0-0
Playing on Monday	1-0
Playing on Tuesday	1-0
Playing on Wednesday	1-0
Playing on Thursday	0-0
Playing on Friday	0-0
Playing on Saturday	1-0
Playing on Sunday	0-1
In November	4-1
In December	0-0
In January	0-0
In February	0-0
In March	0-0
Playing during the day	1-0
Playing at night (after 5 p.m. tip)	3-1
Wearing White Uniforms	3-0
Wearing Throwback White Uniforms	1-0
Wearing Maroon Uniforms	0-0
Wearing Maroon Script Uniforms	0-1
Wearing Gray Uniforms	0-0
Wearing Black Uniforms	0-0

## STARTING LINEUPS

W/L

4-1 Wenzel/Lani White/Ekh/Baker/Micheaux

### Margin of Victory/Defeat

	1-5	6-10	11-15	16-20	21+
Wins	0	0	1	0	3
Losses	0	0	0	1	0

### Largest Scoring Run of the Season

Virginia Tech 15, vs. UNCW (11/4/24)  
Opponents 9, vs. UNCW (11/4/24)

## MISCELLANEOUS STAT LEADERS: \*WHEN TWO OR MORE ATHLETES TIE FOR THE LEAD, BOTH RECEIVE A TALLY

### Scored VT's 1st Points

Ekh  
Wenzel (3x)  
Nelson

### First Off VT Bench

Nelson (4x)  
Petersen

### Double-Doubles

Micheaux (2x)

### Lead VT in scoring

Ekh  
Micheaux  
Wenzel (3x)

### 10+ Points

Baker (2x)  
Ekh (3x)  
Micheaux (5x)  
Petersen (2x)  
Suffren (2x)  
Wenzel (5x)  
Lani White

### 20+ Points

Wenzel

### 30+ Points

### Lead VT in rebounds

Ekh  
Micheaux (3x)  
Wenzel (2x)

### 10+ Rebounds

Micheaux (2x)

### 15+ Rebounds

Micheaux

### Lead VT in blocks

Baker  
Ekh  
Micheaux  
Petersen (3x)  
Wenzel

### 5+ Blocks

### Lead VT in assists

Baker  
Ekh (2x)  
Nelson  
Suffren  
Wenzel

### 5+ Assists

Ekh  
Nelson  
Wenzel

### 10+ Assists

### Lead VT in steals

Baker  
Nelson (3x)  
Suffren  
Wenzel (2x)

# MEGAN DUFFY

IN FIRST SEASON AT VIRGINIA TECH

## CAREER RECORDS

Overall Record	158-67
Conference Games	89-41
Non-Conference Games	69-26
Conference Tournament	9-7
ACC Tournament	0-0
NCAA Tournament	0-3
WNIT	2-3
Overtime Games	3-1

## MEGAN DUFFY VS. ACC FOES (ALL COMPETITIONS)

School	Record	Streak
Boston College	0-0	-
Cal	0-0	-
Clemson	0-0	-
Duke	0-0	-
Florida State	0-0	-
Georgia Tech	0-0	-
Louisville	0-0	-
Miami	0-0	-
NC State	0-0	-
North Carolina	0-0	-
Notre Dame	0-0	-
Pitt	0-0	-
SMU	0-0	-
Stanford	0-0	-
Syracuse	0-0	-
Virginia	0-0	-
Wake Forest	0-0	-
<b>Total</b>	<b>0-0</b>	<b>-</b>

## DEFENDING HER CASSELL

Year	Record	ACC
2024-25	4-0	0-0
<b>Total</b>	<b>4-0</b>	<b>0-0</b>
Overall Record	4-0 (1.000)	
Conference Games	0-0 (.000)	
Non-Conference Games	4-0 (1.000)	

## ► COACH DUFFY'S CAREER BREAKDOWN

Season	School	Overall	Conference	Finish	Postseason	Final AP	FINAL NET
2017-18	Miami (OH)	21-11 .656	12-6 .666	2nd East	WNIT First Round	-	-
2018-19	Miami (OH)	23-9 .718	13-5 .718	2nd East	WNIT First Round	-	-
<b>Totals</b>	<b>2 Seasons</b>	<b>44-20 .688</b>	<b>25-11 .694</b>				
2019-20	Marquette	24-8 .750	13-5 .722	2nd	*No postseason played	-	-
2020-21	Marquette	19-7 .730	14-4 .777	2nd	NCAA First Round	-	32
2021-22	Marquette	23-11 .676	13-7 .650	5th	WNIT Round of 16	-	66
2022-23	Marquette	21-11 .656	13-7 .650	T4th	NCAA First Round	-	42
2023-24	Marquette	23-9 .718	11-7 .611	T3rd	NCAA First Round	-	42
<b>Totals</b>	<b>Seasons</b>	<b>110-46 .705</b>	<b>64-30 .680</b>				
2024-25	Virginia Tech	4-1 .800	0-0 .000	-	-	-	-
<b>Totals</b>	<b>1 Season</b>	<b>4-1 .800</b>	<b>0-0 .000</b>				
<b>Overall</b>	<b>7 Seasons</b>	<b>158-67 (.700)</b>	<b>89-41 .684</b>				

## ► THE DUFFY FILE

Born	July 17, 1984
Hometown	Dayton, Ohio
Husband	Kevin Hyong
Education	Notre Dame, 2006
Joined Tech Staff	April 3, 2024
Years as College Head Coach	8
Years as College Coach	16

### Coaching Career

2009-12	Assistant Coach, St. John's
2012-14	Assoc. HC, George Washington
2014-17	Assistant Coach, Michigan
2017-19	Head Coach, Miami (OH)
2019-24	Head Coach, Marquette
April 2024-	Head Coach, Virginia Tech

## ► ACCOMPLISHMENTS

**NCAA tournament appearances**  
2021, 2023, 2024

**BIG EAST Coach of the Year**  
2020

**All-Conference performers coached**  
MAC - two  
BIG EAST - nine





## RECORD AT VT

Overall Record	4-1 (.800)
ACC Games	0-0 (.000)
Non-Conference Games	4-1 (.800)
vs. ranked opponents	0-0 (.000)
Home	4-0 (1.000)
Away	0-0 (.000)
Neutral sites	0-1 (.000)
NCAA Tournament	0-0 (.000)
Overtime Games	0-0 (.000)

### IN THE MONTH OF NOVEMBER

- Duffy's career record in the month of November is 35-10 (.777) and 4-1 at VT.
- In her seven completed seasons of being a head coach she has finished the opening month of the season unblemished twice (2020 and 2023).

### COACHING IN CASSELL

- Coach Duffy owns a 4-0 (1.000) record in home games played on Carilion Clinic Court at Cassell Coliseum.

### COMMONWEALTH COMPETITION

- Coach Duffy is 0-0 against in-state foes that she has faced while at VT.
- Including games played at Cassell, Duffy is 4-0 (1.000) in the commonwealth of Virginia as the head coach of the Hokies.

### DUFFY'S FIRST GAME AS HEAD COACH AT CASSELL

- The 2024 season opener vs. UNC Wilmington was Coach Duffy's first in charge of the program.
- Tech raced out to a 15-0 advantage and never looked back, earning a resounding 99-57 victory. Ten Hokies scored a field goal in the game and five were in double figures, led by Matilda Ekh's 18.

### DUFFY'S FIRST GAME AT CASSELL

- On February 9, 2003 Coach Duffy and her Notre Dame squad came to Cassell for a matchup with the Hokies which Tech won 53-50.
- In that game she scored four points, had two rebounds and two assists.

### IF AN EXTRA PERIOD IS NEEDED

- Duffy's career record after regulation is 3-1.
- AT VT she is 0-0 in overtime.
- The Hokies have won four straight overtime games dating back to February of 2020.

### AGAINST RANKED OPPOSITION

- Coach Duffy's squads are 4-15 all-time against teams ranked in the AP Top 25. All four wins came in her last two seasons at Marquette.
- She is 2-10 against Top 10 foes and 2-3 against those ranked in the Top 5.
- Her first ranked win came vs. No. 3 Texas in the Battle 4 Atlantis on Nov. 19, 2022 (68-61).
- Her second ranked win came vs. No. 4 UConn 59-52 on Feb. 8, 2023.
- Her third ranked win came vs. No. 23 Illinois 71-67 on Nov. 11, 2023.
- Her fourth ranked win came vs. No. 20 Creighton 76-70 on Dec. 13, 2023.

### WINNING GAMES IN MARCH

- Despite never winning a conference tournament, Coach Duffy has advanced in March in each season that she had been a head coach, winning at least once in every conference tournament that she has been a part of.
- Her current record in conference tourneys is 9-7.

### PROFILING DUFFY'S OFFENSIVE/DEFENSIVE AVERAGES

- In her seven seasons as a head coach, Duffy's teams have averaged 68.2 points per game while surrendering 60.8.
- On offense, her best season was 2020-21 at Marquette when the Eagles scored 70.5 points per game. Her teams' low watermark is 2022-23 (65.0).
- Defensively, the stingiest team she coached was the 2022-23 team at Marquette which gave up just 58.2 points per game. The most points she has ever allowed is 64.0 in her first season as a head coach at Miami of Ohio in 2017-18.

## ON THE SIDELINES FOR THE HOKIES



### ITORO COLEMAN - ASSOCIATE HEAD COACH

- A veteran of the Atlantic Coast Conference, Coleman coached at UNC for three seasons and as a player at Clemson, she was a three-time All-ACC selection and earned All-America honorable mention accolades. A member of the Clemson Athletic Hall of Fame, she led the Tigers to the 1999 ACC title and was named tournament MVP.
- Coleman enjoyed a long professional career and played in the WNBA for the Indiana Fever and the Houston Comets. She was a member of Team USA in the Pan American Games and at the FIBA World Championships. Coleman played for the Nigerian National Team in the 2004 Summer Olympics in Athens and was captain of that team that gave Nigeria its first-ever Olympic victory.
- She graduated from Clemson in 2000 with a degree in communications with her name etched in the Clemson record books with top-10 marks in scoring (1,409 points), assists (459) and steals (265). In 2008 Coleman was inducted into the Clemson Athletic Hall of Fame.




### SHARNEE ZOLL-NORMAN - ASSISTANT COACH

- A veteran of the professional ranks, Zoll-Norman was drafted in the WNBA where she played for three seasons before continuing her pro career overseas.
- Zoll-Norman was the 29th overall pick in the 2008 WNBA Draft by the Los Angeles Sparks. She also spent time with the Minnesota Lynx.
- Zoll-Norman graduated from Virginia in 2008. As a Cavalier, Zoll-Norman was a 1,000-point scorer and started every game of her career. She's the only woman in ACC history to record at least 200 assists in three straight seasons and broke the Virginia and ACC record with 785 assists, both previously held by Dawn Staley. She won a gold medal as a member of the Team USA U19 team in 2005.



### JEN HOOVER - ASSISTANT COACH

- Hoover, who most recently was an assistant at Kentucky for two seasons, is the all-time winningest coach at her alma mater, Wake Forest, where she led the program for 10 years.
- In her tenure at Wake Forest, which spanned from 2012-22, Hoover led the Demon Deacons to four postseason appearances, including an NCAA Tournament berth in 2020-21.
- Hoover has an impressive reputation for developing forwards at the highest level, in part because of her own playing career. A post player herself, she starred for Wake Forest from 1987-91. She was a three-time All-ACC selection and is still second on the school's career charts for points (1,728) and rebounds (1,006). Hoover led the Demon Deacons to their first NCAA Tournament appearance in 1988, and the next year, she helped the South Team win a bronze medal at the Olympic Festival in Oklahoma City, Okla., in 1989. Hoover was later inducted into the Wake Forest Sports Hall of Fame in 2007.



### JEROD MCCULLEN - DIRECTOR OF VIDEO & PLAYER DEVELOPMENT

- McCullen comes to Blacksburg after spending one season at the University of Kentucky as the women's basketball coaching video coordinator. In his one season in Lexington, he assisted the Wildcats with coordination of film, scouting, video projects and assisting coaches in various aspects of the program including assistant coach Jen Hoover.
- Prior to Kentucky, McCullen spent three seasons as the director of operations at Central Michigan, his alma mater (2020-22).



### KATHLEEN DOYLE - DIRECTOR OF RECRUITING & PLAYER PERSONNEL

- The 2020 Big Ten Player of the Year, Doyle averaged a career-high 18.1 points, 4.6 rebounds and 6.3 assists while starting all 30 games for the Hawkeyes during the 2019-20 season. Doyle was named third team AP All-American and started 114 of 123 games played with Iowa from 2016-20.
- A second-round selection of the 2020 WNBA Draft, Doyle played for the Indiana Fever for one season before playing abroad.
- At Tech, she will assist with coordinating on an off campus recruiting operations, on-court basketball development, scouting, analytics, camps and student-athlete development program.



## 2024-25 VIRGINIA TECH WOMEN'S BASKETBALL PHOTO ROSTER



0

**LANI WHITE**  
JR • GUARD • 5-11



1

**CARLEIGH WENZEL**  
R-SO • GUARD • 6-0



2

**LEILA WELLS**  
FR • GUARD • 5-9



3

**MACKENZIE NELSON**  
R-FR • GUARD • 5-8



4

**ROSE MICHEAUX**  
SR • FORWARD • 6-2



10

**CARYS BAKER**  
SO. • FORWARD • 6-2



11

**MATILDA EKH**  
SR • G/F • 6-0




12

**SAMYHA SUFFREN**  
SO • GUARD • 5-8



21

**MYAH HAZELTON**  
FR • FORWARD • 6-4



22

**RAMIYA WHITE**  
FR • C • 6-5



34

**KAYL PETERSEN**  
FR • G/F • 6-0



**MEGAN DUFFY**  
HEAD COACH



**ITORO COLEMAN**  
ASSOCIATE HEAD COACH



**SHARNEE ZOLL-NORMAN**  
ASSISTANT COACH



**JEN HOOVER**  
ASSISTANT COACH



**ERIN CASH**  
ATHLETIC TRAINER




**GREG WERNER**  
STRENGTH COACH



**MEGHIN WILLIAMS**  
CHIEF OF STAFF



**CAITLIN ISLER**  
DIRECTOR OF OPERATIONS



**JEROD MCCULLEN**  
DIRECTOR OF VIDEO &  
PLAYER DEVELOPMENT



**KATHLEEN DOYLE**  
DIRECTOR OF RECRUITING &  
PLAYER PERSONNEL



**CARSON HENRY**  
DIRECTOR OF CREATIVE  
MEDIA DESIGN



**CHARLOTTE LOWNDES**  
GRADUATE ASSISTANT

# THE LAST TIME IN VIRGINIA TECH WOMEN'S BASKETBALL HISTORY

## VIRGINIA TECH ATHLETE

Scored 20 points	<b>25, Carleigh Wenzel vs. UNC Asheville (11/13/24)</b>
Scored 25 points	27, Georgia Amoore vs. Miami (3/8/24)
Scored 30 points	34, Elizabeth Kitley vs. UNC (2/25/24)
Scored 35 points	39, Georgia Amoore at Virginia (3/3/24)
Scored 40 points	42, Elizabeth Kitley vs. FGCU (3/18/22)
Two players scored 20 points	Elizabeth Kitley 26 & Georgia Amoore 23 at Louisville (2/18/24)
Three players scored 20 points	Elizabeth Kitley (25), Taylor Soule (24) & Kayana Traylor (22) at High Point (12/21/22)
Two players scored 25 points	Dara Mabrey (26) & Regan Magarity (30) at Boston College (2/3/19)
Five in double figures	<b>vs. UNCA (11/13/24), Carleigh Wenzel (25), Matilda Ekh (13), Samyha Suffren (12), Rose Micheaux (11), Petersen (10)</b>
Six in double figures	vs. Pitt (12/31/23), Georgia Amoore (20), Matilda Ekh (16), Cayla King (11), Carleigh Wenzel (11), Liz Kitley (10), Olivia Summiel (10)
Seven or more in double figures	vs. Wagner (11/10/17), Taylor Emery (20), Aisha Sheppard (10), Kendyl Brooks (12), Regan Magarity 912, Michelle Berry (11), Rachel Camp (10), Alexis Jean (16)
100% on FG (min. of 7 attempts)	(7-for-7) Clara Strack vs. Marshall (3/22/24)
100% on 3FG (min. of 4 attempts)	at Rutgers (12/17/23), 4-4 Olivia Summiel
Made 5 3FG in a game	Matilda Ekh vs. Marshall (3/22/24)
Made 6 3FG in a game	Georgia Amoore vs. Duke (3/4/23)
Made 7 3FG in a game	Matilda Ekh at Rutgers (12/17/23)
Made 8 or more 3FG in a game	8, Georgia Amoore at Virginia (3/3/24)
Attempted 10 or more 3FG in a game	11, Georgia Amoore vs. Baylor (3/24/24)
100% on FT (min. 10 attempts)	vs. Louisville (3/5/23), Georgia Amoore (10-10)
Player had 15 rebounds	<b>vs. Rutgers (11/19/24), Rose Micheaux (17)</b>
Player had 20 rebounds	vs. Notre Dame (12/18/22), Elizabeth Kitley (20)
Two players with 10+ rebounds	vs. Boston College (2/11/24), Elizabeth Kitley (15) & Olivia Summiel (11)
Three players with 10+ rebounds	vs. Miami (3/3/23), D'asia Gregg (13), Elizabeth Kitley (10), Taylor Soule (10)
Four players with 10+ rebounds	vs. Mercer (2/22/86), Stephanie Green (10), Joyce Waddy (11), Michelle Bain (10), Susan Walvius (10)
Player had 10 assists	vs. UNC (2/25/24), Georgia Amoore (11)
Player had 15 assists	vs. HCU (11/16/23) Georgia Amoore (16)
Player blocked 5 shots	Elizabeth Kitley vs. Kansas (11/24/23)
Player blocked 6 or more shots	vs. LSU (3/31/23), Elizabeth Kitley (7)
Player had 5 steals	at Notre Dame (2/20/20), Taja Cole
Player had 6 steals	vs. High Point (12/16/17), Chanette Hicks
Player had 7 steals	vs. Louisville (2/9/17), Chanette Hicks
Player had 8 or more steals	vs. Radford (12/21/16), Chanette Hicks (8)
Double-double with points & rebounds	<b>Rose Micheaux 16-17 vs. Rutgers (11/19/24)</b>
Double-double with points & assists	Georgia Amoore 19-11 vs. UNC (2/25/24)
Two players had double-doubles	at Louisville (2/18/24), Elizabeth Kitley 26 & 13 rebounds and Georgia Amoore 23 & 10 assists
Three players had double-doubles	vs. Wichita State (12/21/19), Trinity Baptiste 14-10, Taja Cole 15-10 assists, Lydia Rivers 11-12
Recorded a triple-double	vs. Nebraska (12/1/22), Georgia Amoore 24-10-11

## VIRGINIA TECH TEAM

Defeated an AP Top 5 team	72-61 at No. 3 NC State (2/8/24)
Defeated an AP Top 10 team	61-45 vs. No. 9 Duke (2/16/23)
Defeated an AP Top 25 team	86-70 at No. 18 Louisville (2/18/24)
Defeated a ranked team at home	63-62 vs. No. 3 NC State (1/7/24)
Defeated a ranked team on road	86-70 at No. 18 Louisville (2/18/24)
Defeated a ranked team at neutral site	84-74 vs. No. 12 Ohio State (3/27/23)
Unranked Hokies beat ranked opp	66-61 vs. No. 23 North Carolina (2/13/22)
Scored 100 or more points	105-36, vs. HCU (11/16/23)
Scored fewer than 50 points	46-63 at Duke (1/18/24)
Won an overtime game	70-61 (OT) at UNC (2/4/24)
Lost an overtime game	67-72 (OT) at Duke (1/12/20)

## OPPOSING TEAM

Scored 100 or more points	62-107 at No. 13 Florida State (1/14/18)
Scored 49 points or fewer	55-48, vs. Miami (3/8/24)
Unranked opp beat ranked Hokies	46-63 No. 14 VT lost at Duke (1/18/24)
Unranked Hokies beat ranked opp	66-61 vs. No. 23 North Carolina (2/13/22)



# VIRGINIA TECH WOMEN'S BASKETBALL INDIVIDUAL RECORDS FOR A SINGLE GAME

## INDIVIDUAL HIGHS

Most points scored	42, Elizabeth Kitley vs. FGCU (3/18/22)
Most points scored at home	34 (3x), last by Elizabeth Kitley vs. UNC (2/25/24)
Most points scored on the road	39, Georgia Amoore at Virginia (3/3/24)
Field goals made	17, Elizabeth Kitley at George Washington (11/11/21)
Field goals attempted	30, Renee Dennis vs. Memphis (2/7/87)
Most FG made without a miss	9 (2x), last by Nicole Jones vs. Fordham (1/2/1999)
3FG made	9, Cayla King vs. Mount St. Mary's (11/7/22)
3FG attempts	20, Aisha Sheppard vs. Notre Dame (1/21/21)
Free throws made	16, Amy Wetzel vs. Wisconsin (3/14/1998)
Free throws attempted	18, Nikki Davis at Miami (1/24/10)
Free throws made without a miss	13, Sue Logsdon vs. William & Mary (1/2/91)
Offensive rebounds (since 1987-88)	11, Utaha Drye vs. USC Upstate (2/2/09)
Defensive rebounds (since 1987-88)	17 (2x), last Elizabeth Kitley vs. Notre Dame (12/18/22)
Total rebounds	21 (4x), last by Elizabeth Kitley vs. Wake Forest (1/17/21)
Assists	16, Georgia Amoore, vs. HCU (11/16/23)
Turnovers	13, Sherry Banks vs. George Washington (1/21/97)
Steals	9, Taiqua Brittingham vs. Northwestern (12/22/83)
Blocks	9 (3x), last by Susan Walvius vs. FSU (1/4/86)
Minutes Played	54 (2x), last by Katie O'Connor & Amy Wetzel vs. Dayton (2/27/1999)

## VIRGINIA TECH TEAM

Most points scored	117 at Mercer (2/16/87)
Most points combined	201 (2x), last at Dayton (1/18/97)
Most points scored at home	105 (4x), last vs. HCU (11/16/23)
Most points scored on the road	117 at Mercer (2/16/87)
Most points scored in a quarter	39 vs. Maryland Eastern Shore (12/6/17) in 3Q
Most points scored in a half	67 at Charleston (12/14/84) in 2H
Fewest points scored in a quarter	2 at Virginia (1/26/17) in 3Q
Fewest points scored in a half	8 (2x), last at Miami (2/5/15) in 1H
Fewest points combined	73 (2x), last at Boston College (1/5/12)
Largest margin of victory	69, vs. HCU (11/16/23)
Worst defeat	60, vs. Old Dominion (1/27/78)
Most points in a loss	90, at Clemson (12/29/84)
Fewest points scored	26, at Duke (1/16/13)
Fewest points allowed	24, vs. USC Upstate (11/14/22)
Most points allowed	108, vs. Old Dominion (1/27/78)
FG made	51, at Mercer (2/16/87)
FG attempted	94, vs. Appalachian State (11/17/79)
FG percentage	66.1 vs. Appalachian State (11/17/79)
3FG made	18, vs. Wichita State (12/21/19)
3FG attempted	39, vs. Notre Dame (1/21/21)
3FG made (both teams)	26, at NC State (1/24/21)
3FG attempted (both teams)	70, vs. USC Upstate (11/6/18)
Free throws made	43, vs. Yale (1/9/82)
Free throws attempted	58, vs. Yale (1/9/82)
Most FT made without a miss	20, vs. Duke (12/30/21)
Offensive rebounds (since 1987-88)	43, vs. Liberty (1/8/90)
Defensive rebounds (since 1987-88)	49, vs. Gardner-Webb (12/6/20)
Total rebounds	75, vs. Liberty (1/8/90)
Assists	38, at Mercer (2/16/87)
Fewest turnovers	6 (6x), last vs. Miami (1/11/24)
Most turnovers	46, at James Madison (2/16/78)
Steals	23, at Florida State (12/17/79)
Blocks	14, vs. East Tennessee State (12/21/92)

COMBINED TEAM STATISTICS



2024-25 Virginia Tech Women's Basketball  
Combined Team Statistics  
All games

Page 1/1  
as of Nov 20, 2024

Game Records

Record	Overall	Home	Away	Neutral
ALL GAMES	4-1	4-0	0-0	0-1
CONFERENCE	0-0	0-0	0-0	0-0
NON-CONFERENCE	4-1	4-0	0-0	0-1

Score by Periods

Team	1st	2nd	3rd	4th	OT	TOT
Virginia Tech	112	92	108	101	0	413
Opponents	74	65	103	79	0	321

Team Box Score

No.	Player				Total		3-Point		F-Throw		Rebounds														
		GP-GS	MIN	AVG	FG-FGA	FG%	3FG-3FGA	3FG%	FT-FTA	FT%	OFF	DEF	TOT	AVG	PF	DQ	A	TO	BLK	STL	PTS	AVG			
1	WENZEL, Carleigh	5-5	131:02	26.2	26-60	.433	6-17	.353	26-35	.743	3	23	26	5.2	12	0	13	18	2	9	84	16.8			
4	MICHEAUX, Rose	5-5	118:18	23.7	35-59	.593	0-0	.000	2-3	.667	21	23	44	8.8	12	0	6	6	2	3	72	14.4			
11	EKH, Matilda	5-5	130:47	26.2	20-42	.476	5-20	.250	8-8	1.000	5	13	18	3.6	4	0	16	9	1	3	53	10.6			
12	SUFFREN, Samyha	5-0	100:38	20.1	21-35	.600	1-2	.500	4-7	.571	4	8	12	2.4	8	0	14	7	0	7	47	9.4			
10	BAKER, Carys	5-5	149:47	30.0	17-37	.459	6-19	.316	6-8	.750	5	13	18	3.6	12	1	7	5	5	4	46	9.2			
34	PETERSEN, Kayl	5-0	97:33	19.5	14-24	.583	7-11	.636	3-6	.500	8	14	22	4.4	10	0	5	6	7	0	38	7.6			
3	NELSON, Mackenzie	5-0	122:03	24.4	12-17	.706	1-4	.250	2-5	.400	0	11	11	2.2	6	0	13	11	1	13	27	5.4			
0	WHITE, Lani	5-5	94:07	18.8	10-26	.385	2-7	.286	4-6	.667	2	9	11	2.2	6	0	5	10	0	1	26	5.2			
22	WHITE, Ramiya	2-0	16:49	8.4	3-5	.600	0-0	.000	0-0	.000	1	5	6	3.0	1	0	0	3	0	0	6	3.0			
2	WELLS, Leila	4-0	26:27	6.6	3-9	.333	2-6	.333	0-0	.000	0	1	1	0.3	1	0	3	1	0	0	8	2.0			
21	HAZELTON, Myah	3-0	12:28	4.2	2-3	.667	0-0	.000	2-2	1.000	0	0	0	0.0	3	0	0	3	0	0	6	2.0			
Team											7	6	13												
Total		5	1000		163-317	.514	30-86	.349	57-80	.713	56	126	182	36.4	75	1	82	79	18	40	413	82.6			
Opponents		5	1000		121-290	.417	23-87	.264	56-74	.757	49	105	154	30.8	98	0	58	93	12	23	321	64.2			

Team Statistics

	VT	OPP
Scoring	413	321
Points per game	82.6	64.2
Scoring margin	+18.4	-
Field goals-att	163-317	121-290
Field goal pct	.514	.417
3 point fg-att	30-86	23-87
3-point FG pct	.349	.264
3-pt FG made per game	6.0	4.6
Free throws-att	57-80	56-74
Free throw pct	.713	.757
F-Throws made per game	11.4	11.2
Rebounds	182	154
Rebounds per game	36.4	30.8
Rebounding margin	+5.6	-
Assists	82	58
Assists per game	16.4	11.6
Turnovers	79	93
Turnovers per game	15.8	18.6
Turnover margin	+2.8	-
Assist/turnover ratio	1.0	0.6
Steals	40	23
Steals per game	8.0	4.6
Blocks	18	12
Blocks per game	3.6	2.4
Winning streak	3	-
Home win streak	4	-
Attendance	19204	0
Home games-Avg/Game	4-4801	0-0
Neutral site-Avg/Game	-	1-15424

Team Results

Date	Opponent		Score	Att.
11/04/2024	UNCW	W	99-57	5064
11/10/2024	vs Iowa	L	52-71	15424
11/13/2024	UNC Asheville	W	85-62	4606
11/16/2024	Coppin St.	W	86-51	4890
11/19/2024	Rutgers	W	91-80	4644



## 2024-25 SEASON GAME-BY-GAME BOX SCORES

## GAME ONE: VIRGINIA TECH 99 - UNCW 57



Official Basketball Box Score - Final  
UNCW at Virginia Tech  
11/04/24 Cassell Coliseum, Blacksburg, Va.  
2024-25 Women's Basketball

Game Time: 5:02 PM  
Game Duration: 1:42  
Attendance: 5,064

Officials: Bryan Brunetti, Courtney Robinson, Justin Plauch

UNCW - 57

Record: 0-1

NO.	Name	Min	FG	3P	FT	Rebounds		Fouls		TP	AS	ST	Blocks		+/-	Shooting By Period		
			M/A	M/A	M/A	OR	DR	PF	FO				BS	BA		1 <sup>st</sup>	2 <sup>nd</sup>	
0	Alexandra Zelaya	F 25:45	4-10	1-6	0-0	0	1	1	2	1	9	4	4	0	1	0	1 <sup>st</sup> FG% 4-15 26.7%	
2	Taylor Henderson	G 22:01	6-12	0-3	1-3	1	4	5	4	3	13	1	4	2	0	0	FT% 1-6 16.7%	
3	Kate Holtfield	G 17:16	1-5	0-3	2-2	0	1	1	3	1	4	0	2	1	0	0	2 <sup>nd</sup> FG% 4-12 33.3%	
20	Jania Hall	G 27:44	4-11	1-2	2-2	2	3	5	1	4	11	2	1	1	0	0	3PT% 1-5 20.0%	
22	Evan Miller	G 14:49	1-4	0-1	0-0	0	2	2	1	0	2	1	1	0	0	0	FT% 3-3 100%	
8	Isis Fitch	21:05	3-8	0-1	3-3	0	1	1	1	2	9	1	1	0	0	0	3PT% 9-15 60.0%	
10	McCall King	24:32	1-2	1-1	0-0	0	1	1	1	0	3	1	1	0	0	0	3PT% 2-4 50.0%	
4	Tia Dobson	21:01	1-4	1-1	1-2	0	2	2	0	2	4	1	3	1	0	0	1 <sup>st</sup> FG% 4-14 28.6%	
24	Angelina Pelayo	02:34	0-0	0-0	0-0	0	0	0	0	0	0	0	2	1	1	0	3PT% 0-3 0.0%	
5	Finley Lohan	15:26	0-0	0-0	0-0	0	1	1	2	0	0	2	1	1	0	0	3PT% 4-18 22.2%	
1	Mary Ferrito	07:47	0-0	0-0	2-2	0	0	0	0	2	1	2	1	0	0	0	FT% 11-14 78.6%	
Team			1		2		0		1		1		0		1		GM FG% 21.5%	
Totals			21-56	4-18	11-14	4	17	21	17	14	57	12	20	5	2	4	-42	3PT% 4-15 26.7%
			0		0		0		0		0		0		0		FT% 75.0%	
			0		0		0		0		0		0		0		Technical Fouls: NONE	

Virginia Tech - 99

Record: 1-0

NO.	Name	Min	FG		3P		FT		Rebounds		Fouls		TP	AS	ST	Blocks		+/-	Shooting By Period		
			M/A	P/A	M/A	P/A	M/A	P/A	OR	DR	TT	PF				BS	BA		1 <sup>st</sup>	2 <sup>nd</sup>	
4	Rose Micheaux	F 21:17	7-9	0-0	0-0	1	4	5	3	2	14	0	1	1	0	0	0	25	1 <sup>st</sup> FG%	10-24 66.7%	
10	Carys Baker	F 29:15	6-9	2-3	0-0	2	2	4	2	1	14	1	2	1	0	0	0	28	3PT%	2-7 28.6%	
0	Lani White	G 19:27	3-8	0-2	0-0	1	3	4	2	1	6	2	2	0	0	0	0	20	FT%	0-0 0%	
1	Carleigh Wenzel	G 20:34	5-9	1-2	3-5	0	5	5	2	3	14	5	2	0	2	0	30	2 <sup>nd</sup> FG%	9-17 52.9%		
11	Malika Ekh	G 21:27	7-12	2-6	2-1	1	0	1	0	0	4	2	1	0	1	0	36	3PT%	3 100.0%		
3	Mackenzie Nelson	22:10	3-3	0-0	0-0	0	6	6	1	0	6	4	0	4	1	0	36	1 <sup>st</sup> FG%	11-16 68.8%		
12	Samya Suffren	21:29	4-7	0-0	0-0	2	1	3	2	1	8	4	1	3	0	0	14	3PT%	0-4 0.0%		
21	Myah Hazelton	06:57	1-1	0-0	2-2	0	0	0	0	1	1	4	0	2	0	0	6	FT%	2 66.7%		
34	Kayl Petersen	19:08	5-7	2-3	0-0	3	0	3	0	0	12	2	3	0	1	0	23	3PT%	6-11 54.5%		
2	Lelia Wells	08:16	1-3	1-2	0-0	0	0	0	0	1	0	3	1	1	0	0	9	3PT%	3-4 75.0%		
Team			0		2		0		0		0		0		0		0		GM FG%	42.6%	
Totals			42-68	8-18	7-9	10	31	41	14	17	99	23	16	10	4	2	-42	3PT%	8-18	44.4%	
			0		0		0		0		0		0		0		0		FT%	7-9 77.8%	
			0		0		0		0		0		0		0		0		Technical Fouls: NONE		
			0		0		0		0		0		0		0		0		Dead Ball Rebounds: 1.0		

	NCW	Hokies	Points from		Period by Period Scoring					
Biggest lead	0 (1 <sup>st</sup> 10:00)	43 (4 <sup>th</sup> 0:15)	Turnovers	19 23	NCW	1st	2nd	3rd	4th	TOT
Best Scoring Run	9(4 <sup>th</sup> 9:16)	15(1 <sup>st</sup> 6:06)	Paint	30 68		11	12	23	11	57
Lead Changes			Second Chance	3 19	Hokies	34	21	24	20	99
Times Tied	0		Fast Breaks	8 14						
Time with Lead	00:00	39:52	Bench	18 33						



## GAME TWO: VIRGINIA TECH 52 - IOWA 71



Official Basketball Box Score - Final  
Virginia Tech at Iowa  
11/10/24 Spectrum Center, Charlotte  
2024-25 Women's Basketball

Game Time: 5:30 PM  
Game Duration: 1:49  
Attendance: 15,424

Officials: Dee Karter, Naggan Tamen, Meadow Overstreet

Virginia Tech - 52

Record: 1-1

NO.	Name	Min	FG		3P		FT		Rebounds		Fouls		TP	AS	ST	Blocks		+/-	Shooting By Period		
			M.A.	M.A.	M.A.	M.A.	M.A.	M.A.	OR	DR	TT	PF				BS	BA		1 <sup>st</sup>	2 <sup>nd</sup>	
4	Rose Micheaux	F 18:47	6-10	0-0	0-0	4	3	7	4	1	12	0	2	0	0	0	0	-7	1 <sup>st</sup> FG%	7-18 38.9%	
10	Carys Baker	F 26:12	2-9	2-8	0-2	0	3	3	2	2	8	1	0	2	0	0	-13	3PT%	2-9 22.2%		
0	Lani White	G 16:54	0-4	0-1	0-0	0	1	1	1	1	0	2	0	0	0	0	-8	FT%	0-0 0%		
1	Carleigh Wenzel	G 26:40	5-13	1-5	3-4	0	7	7	3	5	14	1	6	0	0	1	-8	2 <sup>nd</sup> FG%	5-13 38.5%		
11	Malika Ekh	G 27:50	1-6	0-4	0-0	1	0	1	0	1	2	3	1	1	0	0	-20	3PT%	2-5 40.0%		
34	Kayl Petersen	22:21	2-3	1-1	0-0	1	4	5	3	1	5	0	1	0	2	0	-7	FT%	2-3 66.7%		
3	Mackenzie Nelson	28:12	2-6	1-3	0-0	0	1	1	2	0	5	0	4	2	0	0	-12	3 <sup>rd</sup> FG%	5-16 31.3%		
12	Samya Suffren	18:01	3-6	0-1	0-1	0	1	1	2	2	6	1	2	2	0	0	-3	FT%	0-0 0%		
2	Lelia Wells	03:55	0-2	0-1	0-0	0	0	0	0	0	0	0	0	0	0	0	-6	1 <sup>st</sup> FG%	4-12 33.3%		
21	Myah Hazelton	00:08	0-0	0-0	0-0	0	0	0	0	0	0	0	0	0	0	0	-7	3PT%	1-4 25.0%		
Team			2		3		0		0		0		0		0		0		GM FG%	21-59 35.6%	
Totals			21-59	5-24	5-7	4	8	21	17	13	52	6	18	7	2	1	-19	3PT%	5-24 20.8%		
			0		0		0		0		0		0		0		0		FT%	7-7 71.4%	
			0		0		0		0		0		0		0		0		Technical Fouls: NONE		
			0		0		0		0		0		0		0		0		Dead Ball Rebounds: 0.0		

Iowa - 71

Record: 2-0

NO.	Name	Min	FG		3P		FT		Rebounds		Fouls		TP	AS	ST	Blocks		+/-	Shooting By Period	
			M.A.	M.A.	M.A.	M.A.	OR	DR	TT	PF	BS	BA				1 <sup>st</sup>	2 <sup>nd</sup>			
45	Hannah Stueke	F 38:17	6-17	0-2	4-6	3	4	7	2	5	16	2	0	0	0	0	1	21	1 <sup>st</sup> FG%	10-21 47.6%
44	Adyson O'Grady	C 25:55	9-9	0-0	0-0	1	2	3	2	1	18	0	3	1	0	0	23	3PT%	2-7 28.6%	
2	Taylor McCabe	H 11:23	1-2	1-2	0-0	1	1	1	1	0	3	1	0	0	0	0	-3	FT%	4-4 100%	
4	Kylie Feuerbach	G 33:41	2-8	1-6	2-2	1	3	4	2	3	7	5	2	0	0	0	22	2 <sup>nd</sup> FG%	4-15 26.7%	
33	Lucy Olson	G 30:25	9-21	1-4	1-2	0	6	6	1	2	20	4	1	1	1	1	19	3PT%	0-5 0.0%	
3	Sydney Alford	24:06	1-1	1-1	0-2	1	5	6	2	2	3	3	0	0	0	0	-20	1 <sup>st</sup>	0-3 69.2%	
5	Ava Heiden	04:24	0-0	0-0	0-0	1	1	1	1	2	0	1	1	0	0	0	0	3PT%	2-3 66.7%	
55	Tessan Maffei	10:24	0-4	0-3	2-2	1	4	5	1	2	2	2	0	1	0	0	-6	FT%	2-4 50.0%	
1	Taylor Stremow	11:25	1-1	0-0	0-0	1	1	1	1	0	2	0	0	0	0	0	-1	2 <sup>nd</sup> FG%	0-2 0.0%	
Team										4	4	8	0					3PT%	0-3 0.0%	
Totals			29-63	4-18	9-14	14	42	46	13	17	71	15	16	3	1	2	19	FT%	3-4 75%	
Technical Fouls: NONE																				
GM			Fouls	29-63	46	13	17	71	15	16	3	1	2	19				3PT%	29-63 46.0%	
			3PT%	4-18	22.2%													FT%	4-18 22.2%	
			FT%	14	64.3%													FT%	14 64.3%	

2024-25 SEASON GAME-BY-GAME BOX SCORES

GAME FIVE: VIRGINIA TECH 91 - RUTGERS 80



Official Basketball Box Score - Final  
Rutgers at Virginia Tech  
11/19/24 Cassell Coliseum, Blacksburg, Va.  
2024-25 Women's Basketball  
Game Time: 6:02 PM  
Game Duration: 1:56  
Attendance: 4,644  
Officials: Joseph Vassily, Maj Forstberg, Tara Cruise

Rutgers - 80												Record: 4-1											
NO.	Name	Min	FG	3P	FT	Rebounds	Fouls	TP	AS	TO	ST	Blocks	+/-	Shooting By Period									
			M-A	M-A	M-A	OR	DR	TOT	PF	FD		BS	BA	1st	FG%	2nd	FG%	3rd	FG%	4th	FG%	FT%	
1	Destiny Adams	F 30:14	8-10	0-1	2-3	0	6	6	4	5	18	0	5	0	1	1	-8	3PT%	2-6	33.3%	FT%	0-0	0%
4	Antonia Bates	F 14:56	0-0	0-0	0-0	0	3	3	3	1	0	0	2	0	0	0	0	FT%	0-0	0%	2nd FG%	7-14	50.0%
54	Chyna Cornwell	F 22:34	4-7	0-0	4-4	3	3	6	2	3	12	1	2	0	0	2	-16	3PT%	1-4	25.0%	FT%	5-6	83.3%
14	JoJo Lacey	G 36:09	3-8	0-1	2-4	1	5	6	3	2	8	1	3	1	1	0	-9	3PT%	1-4	25.0%	FT%	5-6	83.3%
32	Kiyomi McMiller	G 25:42	9-18	4-11	2-2	0	2	2	3	1	24	1	4	0	2	0	-15	3PT%	1-4	25.0%	FT%	5-6	83.3%
22	Zachara Perkins	29:48	3-8	1-2	2-4	1	1	2	0	2	9	0	0	0	2	0	3	3PT%	1-4	25.0%	FT%	5-6	83.3%
2	Lisa Thompson	19:52	2-3	0-0	0-0	0	2	2	3	0	4	4	3	1	0	0	-7	3PT%	1-4	25.0%	FT%	5-6	83.3%
3	Mya Petticord	20:43	1-2	1-2	2-2	1	1	2	0	1	5	1	1	1	1	0	-3	3PT%	1-4	25.0%	FT%	5-6	83.3%
Team			3			1	4				0	0		Shooting By Period									
Totals			30-56	6-17	14-19	9	24	33	18	15	80	8	20	3	7	3	-11	3PT%	0-3	0.0%	FT%	7-9	77.8%
												Technical Fouls:NONE											
												GM FG% 30-56 53.6%											
												3PT% 6-17 35.3%											
												FT% 14-19 73.7%											
												Dead Ball Rebounds: 2.1											

Virginia Tech - 91													Record: 4-1																						
NO.	Name	Min	FG		3P	FT	Rebounds	Fouls	TP	AS	TO	ST	Blocks	+/-	Shooting By Period																				
			M-A	P-A											M-A	P-A	1st	2nd	3rd	4th	FT%														
4	Rose Micheaux	F 34:24	8-20	0-0	0-0	0-0	9-8	17	2	2	16	3	0	1	1	2	7	1st	FG%	7-22	31.8%														
10	Carys Baker	F 31:31	2-5	0-1	1-2	1-2	1-3	5	2	5	1	2	0	1	0	1	6	FT%	4-4	100%															
0	Lani White	G 14:38	3-6	0-2	0-0	0-0	1-0	1	0	1	6	1	3	0	0	0	-1	2nd	FG%	6-20	30.0%														
1	Carleigh Wenzel	G 32:48	4-17	3-8	8-10	1-2	3-3	8	19	3	2	5	0	2	0	2	10	3PT%	1-2	50.0%															
11	Madda Ekv	G 28:18	6-11	1-3	0-0	1-1	2-4	0	13	2	1	0	1	1	1	10	3PT%	1-2	50.0%																
3	Mackenzie Nelson	20:11	3-3	0-0	2-3	0-1	1-1	1	2	8	2	2	2	0	0	1	1	3rd	FG%	10-19	52.6%														
12	Samya Suffren	24:14	7-11	0-0	2-3	2-4	6-1	2	16	4	0	1	0	1	0	12	3PT%	1-2	50.0%																
34	Kayl Petersen	13:56	2-5	2-3	2-2	2-2	2-4	1	1	8	2	0	0	0	1	10	3PT%	1-2	50.0%																
Team			3			1			4						Shooting By Period																				
Totals			35-78			6-15			15-20			21			18			91			15			10			9			7			11		
													Technical Fouls:NONE																						
													GM FG% 35-78 44.9%																						
													3PT% 6-15 40.0%																						
													FT% 15-20 75.0%																						
													Dead Ball Rebounds: 2.0																						

Biggest lead		RU	Hokies	Points from		RU	Hokies	Period by Period Scoring				
Best Scoring Run		6 (3 <sup>rd</sup> 3:50)	14 (4 <sup>th</sup> 0:15)	Turnovers		8	19					
Lead Changes		9 (3 <sup>rd</sup> 4:53)	12 (4 <sup>th</sup> 2:49)	Paint		36	48					
Times Tied		22		Second Chance		14	20					
Time with Lead		19		Fast Breaks		3	7					
		14:08	15:07	Bench		18	32					





## VIRGINIA TECH GAME-BY-GAME STARTERS

OPPONENT	RESULT	GUARD	GUARD	GUARD	FORWARD	FORWARD
UNC Wilmington	W, 99-57	Wenzel	Lani White	Ekh	Baker	Micheaux
Iowa	L, 52-71	Wenzel	Lani White	Ekh	Baker	Micheaux
UNC Asheville	W, 85-62	Wenzel	Lani White	Ekh	Baker	Micheaux
Coppin State	W, 86-51	Wenzel	Lani White	Ekh	Baker	Micheaux
Rutgers	W, 91-80	Wenzel	Lani White	Ekh	Baker	Micheaux

## VIRGINIA TECH GAME-BY-GAME STAT LEADERS

OPPONENT	RESULT	POINTS	REBOUNDS	ASSISTS	STEALS	BLOCKS	MINUTES	+/-
UNC Wilmington	W, 99-57	Ekh (18)	Ekh (9)	Wenzel (5)	Nelson (4)	Wenzel (2)	Ekh (31:27)	Ekh & Nelson (+36)
Iowa	L, 52-71	Wenzel (14)	Micheaux/Wenzel (7)	Ekh (3)	Multiple (2)	Petersen (2)	Baker (36:12)	Hazelton (0)
UNC Asheville	W, 85-62	Wenzel (25)	Wenzel (8)	Baker (4)	Wenzel (3)	Petersen (2)	Wenzel (30:44)	Wenzel (+23)
Coppin State	W, 86-51	Micheaux (19)	Micheaux (11)	Ekh/Nelson (5)	Nelson (3)	Petersen (2)	Lani White (29:13)	Lani White (+33)
Rutgers	W, 91-80	Wenzel (19)	Micheaux (17)	Suffren (4)	Wenzel (5)	Multiple (1)	Micheaux (34:24)	Suffren (+12)

## VIRGINIA TECH SPECIALTY SCORING STATS

OPPONENT	Points off Turnovers		Points in the paint		2nd chance points		Fastbreak Points		Bench Points	
	VT-OPP	Margin	VT-OPP	Margin	VT-OPP	Margin	VT-OPP	Margin	VT-OPP	Margin
UNC Wilmington	23-19	+4	68-30	+38	19-3	+16	14-8	+6	33-18	+15
Iowa	15-20	-5	24-44	-20	4-10	-6	6-9	-3	16-7	+9
UNC Asheville	19-14	+5	54-30	+24	10-13	-3	14-4	+10	26-31	-5
Coppin State	20-9	+11	36-18	+18	16-6	+10	8-2	+6	25-19	+6
Rutgers	19-8	+11	48-36	+12	20-14	+6	7-3	+4	32-18	+14
<b>TOTALS</b>		<b>+26</b>		<b>+72</b>		<b>+23</b>		<b>+23</b>		<b>+39</b>

## VIRGINIA TECH LEAD/DEFICIT BREAKDOWNS

OPPONENT	1Q SCORE		HALFTIME SCORE		3Q SCORE		4Q/FINAL		Largest Lead	Largest Deficit	Times Tied	Lead Changes	Time Led (Min)
	VT-OPP	Margin	VT-OPP	Margin	VT-OPP	Margin	VT-OPP	Margin					
UNC Wilmington	34-11	+23	55-23	+32	79-46	+33	99-57	+42	43	0	0	0	39:52
Iowa	26-16	-10	34-30	-4	56-40	-16	71-52	-19	3	21	3	1	1:20
UNC Asheville	18-6	+12	41-22	+19	67-42	+25	85-62	+23	27	2	2	1	36:23
Coppin State	25-15	+10	42-24	+18	67-41	+26	86-51	+35	35	1	0	6	37:58
Rutgers	19-16	+3	36-36	+0	59-57	+2	91-80	+11	14	6	19	22	15:07

## VIRGINIA TECH GAME-BY-GAME BREAKDOWN

OPPONENT	DATE	RESULT	FG-A	PCT	3FG-A	PCT	FT-A	PCT	OFF-DEF-TOTAL	PF	AST	TO	STL	BLK	HALFTIME POINTS
UNC Wilmington			21-56	.375	4-18	.222	11-14	.786	4-17-21	17	12	20	6	2	23
<b>Virginia Tech</b>	<b>Nov. 4</b>	<b>W, 99-57</b>	<b>42-68</b>	<b>.618</b>	<b>8-18</b>	<b>.444</b>	<b>7-9</b>	<b>.778</b>	<b>10-31-42</b>	<b>14</b>	<b>23</b>	<b>16</b>	<b>10</b>	<b>4</b>	<b>55</b>
Iowa			29-63	.460	4-18	.222	9-14	.643	14-32-46	13	15	16	3	1	34
<b>Virginia Tech</b>	<b>Nov. 10</b>	<b>L, 52-71</b>	<b>21-59</b>	<b>.356</b>	<b>5-24</b>	<b>.208</b>	<b>5-7</b>	<b>.714</b>	<b>8-21-29</b>	<b>17</b>	<b>6</b>	<b>18</b>	<b>7</b>	<b>2</b>	<b>30</b>
UNC Asheville			23-63	.365	3-19	.158	13-15	.867	15-16-31	30	10	19	3	2	22
<b>Virginia Tech</b>	<b>Nov. 13</b>	<b>W, 85-62</b>	<b>32-54</b>	<b>.593</b>	<b>2-7</b>	<b>.286</b>	<b>19-28</b>	<b>.679</b>	<b>8-26-34</b>	<b>18</b>	<b>13</b>	<b>19</b>	<b>7</b>	<b>3</b>	<b>41</b>
Coppin State			18-52	.346	6-15	.400	9-12	.750	7-16-23	20	13	18	8	0	24
<b>Virginia Tech</b>	<b>Nov. 16</b>	<b>W, 86-41</b>	<b>33-58</b>	<b>.569</b>	<b>9-22</b>	<b>.409</b>	<b>11-16</b>	<b>.688</b>	<b>9-28-37</b>	<b>11</b>	<b>22</b>	<b>16</b>	<b>7</b>	<b>6</b>	<b>42</b>
Rutgers			30-56	.536	6-17	.353	14-19	.737	9-24-33	18	8	20	3	7	36
<b>Virginia Tech</b>	<b>Nov. 19</b>	<b>W, 91-80</b>	<b>35-78</b>	<b>.449</b>	<b>6-15</b>	<b>.400</b>	<b>15-20</b>	<b>.750</b>	<b>21-20-41</b>	<b>15</b>	<b>18</b>	<b>10</b>	<b>9</b>	<b>3</b>	<b>36</b>