

THE MATCHUP

VIRGINIA TECH HOKIES

6-8, 1-2 ACC

Head Coach: Mike Young (Emory & Henry, 1986)
Record at Virginia Tech: 98-74 (6th Season)
Career Record: 397-318 (23rd Season)
vs. Stanford: 0-1 (0-1 at Wofford)

VS

STANFORD CARDINAL

9-5, 1-2 ACC

Head Coach: Kyle Smith (Hamilton, 1992)
Record at Stanford: 9-5 (1st Season)
Career Record: 267-198 (15th Season)
vs. Virginia Tech: 1st Meeting

GAME 15 | VIRGINIA TECH at STANFORD - 1/8/25 | 9PM ET | ACCN | STANFORD, CALIF. | MAPLES PAVILION (7,233)



@HokiesMBB

BROADCAST INFORMATION

TV | ACCN

Dave Feldman, PxP
Ben Braun, Analyst

RADIO | VT Sports Network

Zach Mackey, PxP
Mike Burnop, Analyst

VIDEO STREAM

ESPN.com and ESPN app

LIVE STATS

stats.hokiesports.com



@StanfordMBB

PROJECTED STARTERS

Virginia Tech	Ht.	Wt.	Yr.	Hometown	PPG	RPG	Other
G 11 Ben Hammond	5-11	170	Fr.	Fairfax, Va.	5.0	1.5	Career-high 8 assists vs. Miami
G 10 Tyler Johnson	6-5	215	Fr.	Orlando, Fla.	5.6	4.7	Career-high 16p vs. USC Upstate
G 2 Jaden Schutt	6-5	205	r-So.	Yorkville, Ill.	8.8	3.0	Team-high 32 3FG made
F 1 Tobi Lawal	6-8	215	Jr.	London, England	12.1	5.8	62.6 FG% (57-91)
C 34 Mylyjael Poteat	6-9	260	Gr.	Reidsville, N.C.	10.9	4.1	Career-high 25p vs. Miami



KEY STORYLINES

THE MATCHUP

- Tech is set to meet Stanford for the third time in program history Wednesday night inside Maples Pavilion.
- The Hokies are 2-0 all-time against the Cardinal. The two sides last played on Dec. 18, 2005 in the Las Vegas Showdown where VT prevailed 59-52. Former Tech standout center Coleman Collins dialed up a double-double of 16 points and 12 rebounds in the victory.
- The other meeting in the series came on Dec. 29, 1972 in the Old Dominion Classic in Norfolk, Va. Tech won that matchup 77-71.
- Wednesday's game at Stanford will be the furthest

west VT has played since the Hokies competed in the 2019 Maui Invitational in Hawaii.

- This will be the 10th game Tech has played in California in program history, boasting a 7-2 record. Wednesday will be just the second ever true road game in the state for the Hokies. VT visited USC in Los Angeles on Nov. 25, 1985 in its only other road game in the state, winning that one 90-81.
- The Hokies last played in California in the 2019 NCAA Tournament, where they defeated Saint Louis in the first round and Liberty in the second round to advance to the program's

first-ever Sweet 16. Those games were played at the SAP Center in San Jose.

BACK TO STANFORD

- Although Tech has never played at Stanford, Mike Young took his 2014 Wofford squad to Stanford for his only meeting against the Cardinal. Wofford lost that game 74-59 in what was the Terriers' season opener. Wofford finished that season 28-7, advancing to the NCAA Tournament.
- Young remembers the Stanford game because Wofford's next game was against Iona back in Spartanburg, S.C., four days later as part of ESPN's 24-hour tip-off marathon.

2024-25 SCHEDULE

RECORD

6-8

ACC

1-2

NON-CONFERENCE

5-6

HOME

6-3

AWAY

0-1

NEUTRAL

0-4

Date	Opponent	TV	Time/Result
11/4	Delaware State	ACCNX	W, 83-60
11/8	USC Upstate	ACCNX	W, 93-74
11/11	Winthrop	ACCNX	W, 58-52
11/15	Penn State ¹	Peacock	L, 86-64
11/20	Jacksonville ²	ACCNX	L, 74-64
11/25	Michigan ³	FS1	L, 75-63
11/27	South Carolina ³	FS1	L, 70-60

12/4	Vanderbilt ⁴	ACCN	L, 80-64
12/7	#18 Pitt [*]	ESPNU	L, 64-59
12/12	North Carolina A&T	ACCNX	W, 95-67
12/15	Navy	ACCNX	W, 80-72
12/21	Saint Joseph's ⁵	CBSN	L, 82-62
12/31	at #4 Duke [*]	ACCN	L, 88-65

1/4	Miami [*]	ACCN	W, 86-85
1/8	at Stanford [*]	ACCN	9 PM
1/11	at Cal [*]	ACCN	6 PM
1/15	NC State [*]	ESPNU	7 PM
1/18	Wake Forest [*]	ACCN	2 PM
1/22	at Georgia Tech [*]	-	7 PM
1/25	Clemson [*]	ACCN	5 PM
1/29	at Florida State [*]	ACCN	7 PM

2/1	at Virginia [*]	ACCN	4 PM
2/5	SMU [*]	ACCN	9 PM
2/8	at Notre Dame [*]	CW	1 PM
2/15	Virginia [*]	CW	2 PM
2/18	at Boston College [*]	ACCN	9 PM
2/22	at Miami [*]	ACCN	6 PM
2/25	Louisville [*]	ACCN	9 PM

3/1	Syracuse [*]	CW	12 PM
3/4	North Carolina [*]	-	7 PM
3/8	at Clemson [*]	ESPNU	6 PM
3/11-15	ACC Tournament ⁶	-	-

All Times Eastern

^{*} - ACC Game

1 - Hall of Fame Series Baltimore (Baltimore, Md.)

2 - Fort Myers Tip-Off (Blacksburg, Va.)

3 - Fort Myers Tip-Off (Fort Myers, Fla.)

4 - SEC/ACC Challenge (Blacksburg, Va.)

5 - Holiday Hoopfest (Philadelphia, Pa.)

6 - ACC Tournament (Charlotte, N.C.)



CONTACT INFO

Brian Cox | Phone: (540) 250-0624
Email: bcox90@vt.edu
Associate AD, Creative Communications

QUICK FACTS

THE BASICS

University Name: Virginia Tech
Location: Blacksburg, Va.
Founded: 1872
Enrollment: 38,000
President: Dr. Tim Sands
Director of Athletics: Whit Babcock
Nickname: Hokies
Mascot: HokieBird
Colors: Chicago Maroon and Burnt Orange
Affiliation: NCAA Division I
Conference: Atlantic Coast (19th Season)

FACILITY FACTS

CASSELL COLISEUM
Capacity: 8,925
Record in Arena: 669-217 (.755)
First Game: VT vs. Alabama (Jan. 3, 1962)
Largest Crowd: 11,500 (vs. Purdue, Dec. 3, 1966)

TEAM INFORMATION

2023-24 Record: 19-15
Home/Away/Neutral: 15-2-10/2-3
Conference Record: 10-10
Home/Away: 8-2/2-8
Conference Finish: 18th
Conference Tournament: Second Round
Starters Returning/Lost: 0/5
Letterwinners Returning/Lost: 5/9
Newcomers: 9

Total seasons: 117
First season: 1908-09
All-Time Record: 1,562-1,295
All-Time ACC Record: 157-193
All-Time ACC Tournament Record: 15-19
ACC Championship Game Appearances (Titles): 1 (1 - 2022)
NCAA Tournament Appearances (Last): 13 (2022)
All-Time NCAA Record: 8-13



MEDIA INFORMATION

CREDENTIALS

Outlets interested in obtaining credentials to cover Virginia Tech basketball home games must apply for credentials via: media.hokiesports.com/credentials.

You may also email: bcox90@vt.edu.

All credentials for Virginia Tech home games this season will be issued on a single-game basis, and media seating is extremely limited.

INTERVIEW POLICY

During ACC play, Mike Young conducts weekly media press conferences, via Zoom. To request the Zoom link for a particular week, please email Brian Cox (bcox90@vt.edu).

Gamedays: Coach Mike Young and select players will be available to the media following a 10-minute cooling off period after the game. For home games, interviews of Coach Young and players will be conducted in-person in the Cassell Coliseum media center.

Non-Gamedays: All coach and player interview requests need to be arranged through the Virginia Tech Creative Communications Office - contact Brian Cox (c. 540-250-0624; e. bcox90@vt.edu). Players and coaches should not be contacted directly under any circumstances.



2024-25 VIRGINIA TECH NUMERICAL ROSTER

No.	Name	Cl.	Pos.	Ht.	Wt.	Hometown	Previous School
1	Tobi Lawal	Jr.	F	6-8	215	London, England	VCU
2	Jaden Schutt	r-So.	G	6-5	205	Yorkville, Ill.	Duke
3	Jaydon Young	So.	G	6-4	205	Goldsboro, N.C.	Greensboro Day School
4	Rodney Brown Jr.	So.	G	6-6	185	Perris, Calif.	Cal
5	Patrick Wessler	r-So.	C	7-0	250	Matthews, N.C.	Combine Academy
7	Brandon Rechsteiner	So.	G	6-1	190	Acworth, Ga.	Etowah
8	Peter Carr	Fr.	G	6-5	205	West Chester, Pa.	West Chester East
9	Conner Venable	So.	G	6-3	195	Washington, D.C.	The Heights School
10	Tyler Johnson	Fr.	G	6-5	215	Orlando, Fla.	Oak Ridge
11	Ben Hammond	Fr.	G	5-11	170	Fairfax, Va.	Paul VI
13	Ben Burnham	Sr.	F	6-7	220	Fort Mill, S.C.	College of Charleston
21	Ryan Jones Jr.	Fr.	F	6-8	240	Gainesville, Fla.	The Rock School
22	Connor Serven	Gr.	F	6-8	225	Prairie City, Ill.	St. Rita
34	Mylyjael Poteat	Gr.	F	6-9	260	Reidsville, N.C.	Rice

COACHING & SUPPORT STAFF

Head Coach: Mike Young (Emory & Henry, 1986)

Record at VT: 98-74 (6th Year)

Overall Record: 397-318 (23rd Year)

Assistant Coach: J.D. Byers (2nd Year)

Assistant Coach: Kevin Giltner (6th Year)

Assistant Coach: Christian Webster (9th Year)

Chief of Staff: Stephanie Ballein (6th Year)

Special Assistant to the Head Coach: Ace Custis (6th Year)

Recruiting Coordinator: Blake Wetherington (1st Year)

Director of Player Personnel: Eli Atzenhoffer (1st Year)

Strength & Conditioning: David Jackson (17th Year)

Athletic Trainer: Hisham Ziyout (6th Year)

PRONUNCIATION GUIDE

Tobi Lawal	TOE-bee Luh-WOWL
Jaden Schutt	SHOOT
Brandon Rechsteiner	WRECK-stein-er
Mylyjael Poteat	Muh-LIE-juhl POH-teet
Kevin Giltner	GUILT-ner
Stephanie Ballein	BUH-len
Hisham Ziyout	HE-shahm ZEE-yout

ROSTER BY CLASS

Freshmen (4)	Sophomores (6)	Juniors (1)	Seniors (3)
Peter Carr	Rodney Brown Jr.	Tobi Lawal	Ben Burnham
Ben Hammond	Brandon Rechsteiner		Mylyjael Poteat*
Tyler Johnson	Jaden Schutt*		Connor Serven^
Ryan Jones Jr.	Conner Venable		
	Patrick Wessler*		
	Jaydon Young		

* = Redshirt

^ = Graduate Student

SOCIAL



BY THE NUMBERS

23

VT head coach **Mike Young** enters his **Jordan Year** as a head coach, and sixth in Blacksburg. He's **two wins** shy of **100** at the helm of the Hokies.

59

Saturday's win vs. Miami was the **first VT win** against an opponent that shot **58.9% or higher** since **Jan. 13, 2016** vs. Wake Forest (93-91). The Deacs shot an identical 58.9% (33-56) as Miami did.

42

Tech scored **42 of its 86 points** against Miami **in the paint** – a season high. The previous best was 40 against North Carolina A&T.

NOTEWORTHY

CALIFORNIA DREAMING

- Of Tech's 14 players, only seven have been to California: Ben Burnham, Rodney Brown Jr., Mylyjael Poteat, Ryan Jones Jr, Tobi Lawal, Brandon Rechsteiner and Peter Carr.
- Brown Jr., a sophomore for the Hokies, played at Cal in 2023-24 and is a native of Perris, Calif. His parents have since relocated to Arkansas.
- Mike Young coached at both Stanford (11/14/14) and Cal (11/12/17) while at Wofford.

RARE BREED

- Ben Hammond logged a career-high eight assists against Miami – the most by a Tech player in a game this season.
- The Fairfax, Va., native became the first VT freshman to register at least eight assists against an ACC opponent since Justin Robinson had eight against Miami on March 5, 2016.
- In fact, Hammond became the third Hokie freshman and fourth instance to deliver at least eight assists in a single game against an ACC foe.

Date	Player	Opponent	Asts
2/22/14	Devin Wilson	vs. NC State	9
2/15/14	Devin Wilson	vs. Miami	9
3/5/16	Justin Robinson	vs. Miami	8
1/4/25	Ben Hammond	vs. Miami	8

- "He's such a quick and a dynamic player," Mike Young said of Hammond after the Miami win. "Sometimes gets a little too quick and a little too dynamic and doesn't make the right decisions, but is making great progress. I love having him here, he's a delight to coach."

PLAYING WITH 10

- The Hokies have expanded their rotation to 10 players the last few games.
- "We're playing 10 guys and that's a real luxury," Tech head coach Mike Young said. "I haven't been able to do that in quite some time, maybe our second year together. But I'm enjoying that. ... I think we're getting pretty close to a good rotation and I think that's important as we head into league play here soon."
- Hammond joined fellow freshman Tyler Johnson in the starting lineup for the first time this season in the Hokies' game against Saint Joseph's.

GET AFTER THE GLASS

- VT ranked 10th in the ACC and 191st nationally in rebound margin last season. Most of the rebounding struggles were on the offensive side where the Hokies grabbed just 25% of their offensive rebound opportunities, which ranked 298th out of 362 programs per Ken Pomeroy.
- In 13 of its 21 games against ACC foes last season, Tech lost the battle of the boards, including double-digit margins against Duke (-18), Pitt (-14), Boston College (-13) and North Carolina (-12).
- Fast forward to this season and the Hokies rank 50th in the country in that stat at 34.5%. They are averaging 11.2 offensive rebounds per game, which includes a season-high 18 against the Wolverines, who featured the tallest frontcourt the Hokies have faced so far this season.

NOT YOUR TYPICAL FRESHMAN

- Mike Young called Tyler Johnson a "fierce offensive rebounder" during a preseason media availability. The freshman from Orlando, Fla. lived up to that billing against Winthrop, going for a season-high 10 rebounds, including six on the offensive glass.
- He became the first VT true freshman with at least 10-plus rebounds in a single game since Khadim Sy vs. New Mexico on Nov. 24, 2016.
- After his 7-point, 8-rebound, 5-assist outing vs. North Carolina A&T, Johnson became the first true freshman since Dorian Finney-Smith on Nov. 15, 2011 vs. FIU to record at least that stat line.
- "He's got a nose for it and he will knock your head off," Young said of Johnson. "He's tough, he's physical, he's a good basketball player."

CASSELL GUARDED

- Virginia Tech boasted a 15-2 record at home last season with its only two losses to Miami (without Hunter Cattoor) and Duke.
- In six seasons under Mike Young, the Hokies are 67-21 (.761) inside Cassell Coliseum.

Season	Home Record	Win %
2024-25	6-3	.667
2023-24	15-2	.882
2022-23	13-4	.765
2021-22	11-4	.733

2020-21	10-2	.833
2019-20	12-6	.667

SCHUTTA GETS HIS SHOT AGAIN

- Prior to the season opener, Tech redshirt sophomore Jaden Schutt last played an in-season college basketball game on March 16, 2023. He played three minutes in Duke's 74-51 victory in the 2023 NCAA first round game vs. Oral Roberts at the Amway Center in Orlando, Fla.
- Nov. 4 vs. Delaware State marked 599 days since Schutt took the floor against Oral Roberts.
- Schutt played in an exhibition on Nov. 1, 2023 against UNC Pembroke, then suffered a pair of injuries (knee and hand) that prompted a redshirt.
- The Yorkville, Ill., native dialed up a career-high 17 points on 6 of 11 shooting in Tech's 58-52 victory over Winthrop.
- "Every time I get up and down the court, just kind of getting more confident," Schutt said. "Every day's just obviously a blessing to go play. Just happy to play basketball."

YOUNG MOVING UP THE RANKS

- Mike Young is in his sixth season in Blacksburg and is seventh in all-time wins at VT.

Name	Seasons	Record
Charles Moir	11 (1976-87)	213-119 (.642)
Seth Greenberg	9 (2003-12)	170-123 (.580)
Chuck Noe	7 (1955-62)	109-51 (.681)
Howie Shannon	7 (1964-71)	104-68 (.605)
Bill Foster	6 (1991-97)	101-78 (.564)
Buzz Williams	5 (2014-19)	100-69 (.592)
Mike Young	6 (2019-pr.)	98-74 (.570)
Don DeVoe	5 (1971-76)	88-45 (.662)

ROSTER FLIP

- The Hokies return just 12.8% of their scoring from a season ago, led by Mylyjael Poteat's 219 points.
- Only five of Tech's 14 players were on the 2023-24 roster: Poteat, Brandon Rechsteiner, Conner Venable, Patrick Wessler and Jaydon Young.
- The Hokies reeled in five from the transfer portal, including two from high major programs: Rodney Brown Jr. (Cal) and Jaden Schutt (Duke). Tobi Lawal (VCU), Ben Burnham (College of Charleston) and Connor Serven (Eastern Michigan) round out the transfer class.

BENNY 1K BUCKETS

- Tech senior Ben Burnham eclipsed 1,000 career points vs. South Carolina. The Fort Mill, S.C., native chose the Hokies over the Gamecocks, Florida State and Ole Miss last spring once he entered the transfer portal out of College of Charleston.
- Burnham had a season-high 17 points on 7 of 9 shooting against Navy.
- "He plays really, really hard," Mike Young said of Burnham. "... You know exactly what you're going to get. He's ferocious. ... He keeps a lot of things alive and he's a much better athlete than advertised.

5-MAN PROGRESSION

- Virginia Tech has had recent success with developing its centers with the likes of two-time All-ACC pick Keve Aluma and Lynn Kidd, who transferred to Miami in the offseason.
- Now, Mylyjael Poteat steps into the role on the horizon of his third season in Blacksburg.
- Below is a progression chart of Aluma, Kidd and Poteat. Aluma's 2018-19 season was at Wofford, Kidd's 2020-21 season was at Clemson and Poteat's 2020-21 season was at Rice.

Seasons	Player (School)	PPG
2018-19	Keve Aluma (Wofford)	6.9
2021-22	Keve Aluma (VT)	15.8
2020-21	Lynn Kidd (Clemson)	1.1
2023-24	Lynn Kidd (VT)	13.2
2020-21	Mylyjael Poteat (Rice)	4.5
2024-25	Mylyjael Poteat (VT)	10.9

BE LIKE MIKE

- Mike Young will be inducted into Wofford's Athletics Hall of Fame as a member of the 2024 class.
- A five-member class, he will be joined by a pair of players he coached in Fletcher Magee and Cameron Jackson.
- Young compiled a 299-244 overall record at Wofford, while guiding the Terriers to five NCAA Tournaments.
- In his final season in Spartanburg, S.C., Young steered Wofford to a 30-5 overall record, including a perfect 18-0 mark in SoCon play.

NON-NEGOTIABLES

- Despite everything that's new with the men's basketball program, there are four things Mike Young is adamant won't change for the team this year: being a great teammate, representing Virginia Tech in a class fashion, taking care of the ball and great shot selection.

TRACKING ON 400

- Mike Young is closing in on career win No. 400. He would become the third active ACC head men's basketball coach to reach the milestone.


Rank	Head Coach	School	Career Wins
1	Leonard Hamilton	Florida State	631
2	Brad Brownell	Clemson	444
3	Mike Young	Virginia Tech	397
4	Jeff Capel III	Pitt	284
5	Andy Enfield	SMU	272

EIGHT STRAIGHT TRIPS TO THE POSTSEASON

- With the Hokies' selection into the 2024 NIT, they have now been selected for a postseason tournament in eight consecutive seasons.

Year	Postseason Tournament	Head Coach
2024	NIT	Mike Young
2023	NIT	Mike Young
2022	NCAA	Mike Young
2021	NCAA	Mike Young
2019	NCAA	Buzz Williams
2018	NCAA	Buzz Williams
2017	NCAA	Buzz Williams
2016	NIT	Buzz Williams

- A pretty remarkable turnaround for a program that prior to 2017 had only gone to the NCAA Tournament once (2007) in 20 years. Tech has been to the Big Dance a total of 13 times in program history and 14 times to the NIT.



"HOKIE TRACKS" ↓ ↓

COMMENTS THAT LEFT AN IMPRESSION

"I love it here. That's why I've stuck around — I believe in Virginia Tech. So to be able to help the team win like that is awesome. That's all I've been working for."

- Patrick Wessler on being more of a contributor this season

"It's like anything else — the more you're a part of it and the more plays you see... I'm not saying the game has begun to slow down for him and [fellow freshman] Tyler Johnson, but 10 games in and those kids have been on the floor a lot. They've seen a lot, they've experienced a lot and they are coming on and it's a lot of fun to see."

- Mike Young on Ben Hammond and Tyler Johnson's early impact

"He is a hard-rocking man. Man, does he play hard. Holy smokes. He's going to be a good one around here for a long time, a fierce offensive rebounder."

- Mike Young on Tyler Johnson

"I just go out there and play hard. Thank God for giving me the body He's given me and the ability He's given me. If the team needs me to just box out the whole game and get rebounds, that's what I'm going to do. If the team needs me to score, that's what I'm going to do. If the team needs me to get blocked shots, that's what I'm going to do. That's what I love about being here and about the coaching staff. They allow me to be versatile."

- Tobi Lawal on using his God-given abilities and his thankfulness for the Virginia Tech coaching staff

TEAM COMPARISON

VT	Stat	STAN
71.1	Points Per Game	76.9
73.5	Opponents Points Per Game	71.9
-2.4	Scoring Margin	+4.9
33.8	Rebounds Per Game	35.6
+3.1	Rebounding Margin	+2.4
.440	FG Percentage	.438
.461	FG Percentage Defense	.449
.350	3FG Percentage	.330
.328	3FG Percentage Defense	.322
8.0	3FG Made Per Game	8.3
.739	FT Percentage	.754
14.3	Assists Per Game	14.2
14.1	Turnovers Per Game	10.3

CORE PILLARS

- The six core pillars of the Virginia Tech men's basketball program are: smart, tough, obsessed, no excuses, every day and skilled.

NAW IN PARIS

- Nickeil Alexander-Walker (2017-19) competed for Team Canada at the 2024 Paris Olympics. The Canadians advanced to the quarterfinals before falling to host France.
- Currently playing for the Minnesota Timberwolves of the NBA, Alexander-Walker became just the second Hokie to qualify for the Olympics in men's basketball (Bimbo Coles, 1988, Seoul, South Korea).

50 SPOT

- Since Mike Young got to Blacksburg, the Hokies are 46-5 in contests shooting 50% or greater - only losses: vs. BYU (11/27/19), vs. Miami (1/26/22), at College of Charleston (11/20/22), at Miami (1/31/23), vs. South Carolina (11/10/23).
- Since the 2010-11 season, Tech is 117-16 when shooting 50% or better.

BYERS BOUGHT IN ON DEFENSIVE END

- J.D. Byers was hired as an assistant coach in April, bringing 13 years of experience at the Division I level with him to Blacksburg. He worked three stints with current Penn State head coach Mike Rhoades, most recently at VCU from 2017 to 2023.
- According to KenPom, VCU ranked 15th in adjusted defensive efficiency in 2022-23. Its three rankings the prior four seasons: seventh, 14th, 45th and seventh. Tech has only posted a top-40 defense five times since joining the ACC in 2004, the last time being 2019-20 under Buzz Williams (No. 20). H/T David Cunningham

GOT TO WIN ON THE ROAD

- In order for the Hokies to return to the NCAA tournament, they must find a way to improve their record away from Cassell Coliseum.
- In each of the last two seasons, Tech has

gone 2-10 in true road games.

- "We've got to do a better job of going away from home, away from the friendly confines of the Cassell, and win games," Mike Young said. "That's a big deal. I think we went 2-8 in the league last year, and that's just not good enough. That's the difference between an NCAA tournament berth and not going to the greatest tournament on Earth."

TIMES ARE CHANGING

- Only four scholarship players return for the Hokies in 2024-25. With the addition of nine newcomers, the new-look roster makes Mike Young think back to his connection with Fork Union Military Academy.
- A 1982 graduate who was inducted into the school's Hall of Fame in 2022, Young played for the late Fletcher Arritt, a member of the Naismith Memorial Basketball Hall of Fame who sent over 400 players on to play at the college level and won 889 career games.
- Young, who visited Arritt often at Fork Union when he was the coach at Wofford, recalled a conversation they had one spring about Arritt having to field a new team every year. Young thought to himself on several occasions, "I would never want to do that."

SHARE THE BASKETBALL

- Year in and year out, Virginia Tech is known as a great passing and facilitating team under Coach Young's direction.
- Three of the past five seasons, Tech has finished among the top-three in the ACC for assists per game.

Season	Assists Per Game	ACC Rank
2023-24	15.1	2
2022-23	15.5	2
2021-22	14.3	6
2020-21	14.2	8
2019-20	14.6	3


- Tech's 15.5 assists per game in 2022-23 were the second-most in program history since joining the ACC, trailing only the 2017-18 team (16.4).

WE DON'T TURN THE BALL OVER HERE

- If one attends a VT men's basketball practice, you are almost guaranteed to hear head coach Mike Young say at some point: "We don't turn the ball over here."
- Over the last six seasons, only one Mike Young team has ranked outside the top 65 in the nation for turnovers per game - the 2023-24 team.

Season	Turnovers Per Game	Rank
2023-24	11.1	T104
2022-23	9.9	12
2021-22	10.9	37
2020-21	11.6	63
2019-20	9.9	4
2018-19	10.9	30

The 2024-25 season marks the 23rd for Mike Young as a head coach.



SPECIALTY STAT TRACKER

Opponent	Off TOs	Paint	2nd Chance	FB	Bench
Delaware State	17	32	12	5	18
USC Upstate	16	38	17	6	21
Winthrop	16	20	15	2	16
vs. Penn State	7	24	10	4	25
Jacksonville	16	32	14	4	18
vs. Michigan	11	22	11	9	29
vs. South Carolina	4	26	8	14	24
Vanderbilt	12	28	11	7	20
Pitt	10	26	11	6	10
North Carolina AGT	22	40	25	15	55
Navy	19	24	10	2	46
vs. Saint Joseph's	8	30	1	6	33
at Duke	8	22	3	2	35
Miami	17	42	13	6	18
at Stanford					
at Cal					
NC State					
Wake Forest					
at Georgia Tech					
Clemson					
at Florida State					
at Virginia					
SMU					
at Notre Dame					
Virginia					
at Boston College					
at Miami					
Louisville					
Syracuse					
North Carolina					
at Clemson					
Total +/-	-44	-28	+31	-28	+73
Season Highs	22	42	25	15	55

FAST BREAK

Tech has registered **two** wins over **top five** programs under head coach Mike Young - most recently an 81-73 win over No. 3 Villanova on Nov. 28, 2020.

SCHOOL RECORDS

INDIVIDUAL

Games Played (Season)	36, by 5 players
Games Started (Season)	36, by 5 players
Games Played (Career)	152, Hunter Cattoor (2019-24)
Games Started (Career)	126, Dell Curry (1982-86); Bobby Beecher (1982-86)
Consecutive Starts	123, Ace Custis (1993-97)
Minutes Played (Game)	55, by 3 players
Minutes Played (Season)	1,300, Malcolm Delaney (2010-11), 34 games
Minutes Played (Highest Season Average)	38.6, Jay Purcell (1991-92), 28 games
Minutes Played (Career)	4,688, Malcolm Delaney (2007-11)
Minutes Played (Highest Career Average)	35.1, Dale Solomon, 1978-82
Points (Overall Game)	52, Allan Bristow vs. George Washington (2-21-73)
Points (ACC Game)	37, Malcolm Delaney vs. Clemson (1-29-09)
Points (ACC Tournament Game)	32, Jalen Hudson vs. Wake Forest (3-10-15)
Points (NCAA Tournament)	29, Glen Combs vs. Indiana (3-17-67)
Points (NIT)	33, A.D. Vasallo vs. Duquesne (3-18-09)
Points (Season)	801, Erick Green (2012-13), 32 games
Points (ACC Season)	469, Erick Green (2012-13), 18 games
Points (Season Average)	26.6, Bimbo Coles (1988-89), 27 games
Points (Double-Figure Games, Season)	34, Dell Curry (1983-84), 35 games
Points (Career)	2,484, Bimbo Coles (1986-90)
Points (Career Average)	23.1, Allan Bristow (1970-73)
Points (Double-Figure Games, Career)	115, Dell Curry (1982-86)
Field Goals Made (Game)	22, Allan Bristow vs. George Washington (2-21-73)
3-Pointers Made (Game)	9, Hunter Cattoor at Florida State (1-29-22); Justin Robinson vs. Syracuse (1-26-19)
Field Goals Made (Season)	305, Dell Curry (1985-86), 30 games
3-Pointers Made (Season)	106, Wally Lancaster (1987-88), 29 games
Field Goals Made (Career)	1,021, Dell Curry (1982-86)
3-Pointers Made (Career)	332, Hunter Cattoor (2019-24)
Free Throws Made (Game)	20, by 3 players
Free Throws Made (Season)	230, Malcolm Delaney (2009-10), 33 games
Free Throws Made (Career)	721, Malcolm Delaney (2007-11)
Rebounds (Game)	36, Chris Smith vs. Washington & Lee (1-9-59)
Rebounds (Season)	495, Chris Smith (1959-60), 26 games
Rebounds (Career)	1,508, Chris Smith (1957-61)
Assists (Game)	12, by 3 players
Assists (Season)	192, Dave Sensibaugh (1975-76), 28 games
Assists (Career)	547, Bimbo Coles (1986-90)
Steals (Game)	8, by 3 players
Steals (Season)	94, Jamon Gordon (2006-07), 34 games
Steals (Career)	295, Dell Curry (1982-86)
Blocks (Game)	9, Roy Brow vs. James Madison (12-6-86); vs. Baptist College (12-12-87)
Blocks (Season)	100, Roy Brow (1987-88), 28 games
Blocks (Career)	251, Roy Brow (1984-88)
TEAM	
Points (Game)	141, vs. Southern Miss (2-6-88)
Points (Season)	2,646, 1987-88, 29 games
Field Goals Made (Game)	52, vs. VMI (2-20-59)
Field Goals Made (Season)	1,058, 1983-84, 35 games
FG Percentage (Game)	.722 (39-54), vs. Syracuse (1-28-76)
FG Percentage (Season)	.517 (1,030-1,993), 1981-82
3-Pointers Made (Game)	21, vs. Delaware State (11-20-19)
3-Pointers Made (Season)	327, 2018-19, 35 games
3FG Percentage (Game)	.720 (18-25), at Florida State (1-29-22)
3FG Percentage (Season)	.403 (290-720), 2016-17
Rebounds (Game)	83, vs. VMI (2-19-61)
Assists (Game)	36, vs. The Citadel (11-12-17)
Steals (Game)	21, at Clemson (2-8-06)
Blocks (Game)	15 (2x), last vs. VMI (12-9-09)

2024-25 HONORS WATCH



Tobi Lawal

Fort Myers Tip-Off

- All-Tournament team

Hunter Cattoor finished first all-time at VT in career 3-pointers made with 332 and career games played with 152. He is now playing professionally for BCM Gravelines-Dunkerque in France.



LIL POPPA PUMP

- Brandon Rechsteiner is the son of Scott Steiner, who enjoyed a sports entertainment career that spanned more than three decades, including time with WWE.
- Scott wrestled at the University of Michigan before moving on to the professional ranks.



PAUL VI TO VT PIPELINE

- Ben Hammond was the point guard for Paul VI, which finished the 2023-24 season 35-3 and ranked No. 2 in the country by ESPN.
- The Fairfax, Va., native played all four years for the Panthers, becoming the program's all-time winningest player after guiding PVI to four VISAA state titles and two WCAC titles.
- He also competed for Team Takeover on the Nike EYBL circuit, joining former Tech star Erick Green as the only Hokies with both Paul VI and Team Takeover ties.
- Green led the nation in scoring during the 2012-13 season, averaging 25 points per game (801 total points) en route to ACC Player of the Year and AP All-America third team honors.

LEADING AT THE BREAK

- Over the last five seasons, Tech is 72-17 when leading at halftime.
- The Hokies are 84-22 in the Mike Young era when up at half.



NATIONAL POLLS

AP Top 25

RK	TEAM	REC	PTS	TREND
1	Tennessee (45)	14-0	1484	-
2	Auburn (15)	13-1	1453	-
3	Iowa State	12-1	1369	-
4	Duke	12-2	1309	-
5	Alabama	12-2	1260	-
6	Kentucky	12-2	1154	↑ 4
7	Marquette	13-2	1134	↑ 1
8	Florida	13-1	1045	↓ 2
9	UConn	12-3	964	↑ 2
10	Texas A&M	12-2	924	↑ 3
11	Kansas	10-3	809	↓ 4
12	Houston	10-3	768	↑ 2
13	Illinois	11-3	693	↑ 9
14	Mississippi State	13-1	690	↑ 3
15	Oregon	13-2	624	↓ 6
16	Michigan State	12-2	616	↑ 2
17	Oklahoma	13-1	553	↓ 5
18	Gonzaga	12-4	469	↑ 1
19	Memphis	12-3	384	↑ 2
20	Purdue	11-4	374	-
21	West Virginia	11-2	277	↑ 5
22	UCLA	11-3	234	↓ 7
23	Ole Miss	12-2	219	↑ 1
24	Michigan	11-3	160	↑ 2
25	Utah State	14-1	119	↑ 1

Others receiving votes: Pittsburgh 91, Nebraska 62, Arkansas 62, Baylor 32, Wisconsin 31, St. John's 27, San Diego State 26, Cincinnati 22, Clemson 19, Maryland 7, Texas Tech 6, St. Bonaventure 6, Indiana 6, Georgia 6, Missouri 5, Arizona 3, Xavier 1, Dayton 1, Vanderbilt 1, Georgetown 1

Dropped from rankings: Cincinnati 16, Arkansas 23, Baylor 25

Coaches Poll

RK	TEAM	REC	PTS	TREND
1	Tennessee (21)	14-0	765	-
2	Auburn (10)	13-1	749	-
3	Iowa State	12-1	711	-
4	Duke	12-2	670	-
5	Alabama	12-2	651	↑ 1
6	Marquette	13-2	581	↑ 2
7	Kentucky	12-2	560	↑ 4
8	Florida	13-1	529	↓ 3
9	Texas A&M	12-2	488	↑ 3
10	UConn	12-3	461	↑ 3
11	Houston	10-3	454	↑ 3
12	Kansas	10-3	438	↓ 5
13	Mississippi State	13-1	372	↑ 3
14	Michigan State	12-2	350	↑ 1
15	Illinois	11-3	300	↑ 5
16	Oklahoma	13-1	287	↓ 6
17	Oregon	13-2	284	↓ 8
18	Gonzaga	12-4	246	↑ 1
19	Purdue	11-4	228	↑ 3
20	Memphis	12-3	192	↑ 5
21	UCLA	11-3	147	↓ 3
22	Ole Miss	12-2	119	↑ 1
23	West Virginia	11-2	110	↑ 3
24	Michigan	11-3	98	↑ 2
25	Utah State	14-1	73	↑ 1

Others receiving votes: Baylor 49, Cincinnati 38, Pittsburgh 32, San Diego State 25, St. John's 24, Clemson 10, Maryland 9, Georgia 5, Nebraska 4, Arizona 4, Wisconsin 3, Vanderbilt 3, Indiana 3, Texas Tech 1, UC San Diego 1, Arkansas 1

Dropped from rankings: Cincinnati 17, Baylor 21, Maryland 24

TRACKING TECH

	AP	Coaches
Preseason	-	-
11/11	-	-
11/18	-	-
11/25	-	-
12/2	-	-
12/9	-	-
12/16	-	-
12/23	-	-
12/30	-	-
1/6	-	-
1/13	-	-
1/20	-	-
1/27	-	-
2/3	-	-
2/10	-	-
2/17	-	-
2/24	-	-
3/2	-	-
3/9	-	-
3/16	-	-
Final	-	-

Ratings Tracker (through January 5)

ESPN.com BPI	128
KenPom.com	159
Massey	157
NCAA NET Rankings	195
Bart Torvik	92

Virginia Tech's "Best" NET Wins:

-	-
---	---

2024-25 RANKING SUMMARY

Statistic	National Rank	Conference Rank	Value	National Leader	Value	Conference Leader	Value
Assist/Turnover Ratio (355 ranked)	267	15	1.02	Kentucky	2.09	Duke	1.67
Assists Per Game (355 ranked)	157	8	14.3	Utah	20.5	Duke	16.8
Bench Points per game (355 ranked)	80	4	26.29	Missouri	41.79	SMU	31.57
Blocks Per Game (355 ranked)	345	18	1.7	UConn	6.8	Florida St.	5.2
Effective FG pct (355 ranked)	210	13	0.511	Texas Tech	0.595	Pittsburgh	0.568
Fastbreak Points (355 ranked)	328	15	6.29	UAB	20.13	NC State	17.14
Field Goal Percentage (355 ranked)	232	13	44.0	Texas Tech	51.6	Pittsburgh	49.5
Field Goal Percentage Defense (355 ranked)	305	16	46.1	Houston	33.7	Duke	36.1
Fouls Per Game (355 ranked)	270	15	18.1	Creighton	10.8	Virginia	13.9
Free Throw Attempts Per Game (355 ranked)	223	13	18.4	Winthrop	31.1	Florida St.	25.7
Free Throw Percentage (355 ranked)	110	9	73.9	Wisconsin	85.3	Clemson	78.2
Free Throws Made Per Game (355 ranked)	196	14	13.6	Missouri Winthrop	21.0 21.0	Florida St. SMU	18.3 18.3
Rebound Margin (355 ranked)	138	10	3.1	Idaho St.	12.7	SMU	8.0
Rebounds (Defensive) Per Game (355 ranked)	322	17	22.57	Illinois	32.38	North Carolina	28.27
Rebounds (Offensive) Per Game (355 ranked)	158	8	11.21	Texas A&M	16.64	SMU	13.93
Rebounds Per Game (355 ranked)	296	15	33.79	Alabama	45.50	SMU	40.86
Scoring Defense (355 ranked)	239	14	73.5	Houston	54.6	Duke	59.2
Scoring Margin (355 ranked)	284	17	-2.4	Maryland Tennessee	23.9 23.9	Duke	21.1
Scoring Offense (355 ranked)	273	16	71.1	Alabama	91.1	SMU	85.4

GAMES STARTED

	Streak	24-25	Career	ACC
Tobi Lawal	14	14	15	3
Jaden Schutt	14	14	14	3
Jaydon Young	-	4	4	-
Rodney Brown Jr.	-	-	-	-
Patrick Wessler	-	-	-	-
Brandon Rechsteiner	-	11	13	1
Peter Carr	-	-	-	-
Conner Venable	-	-	-	-
Tyler Johnson	10	10	10	3
Ben Hammond	3	3	3	2
Ben Burnham	-	-	61	-
Ryan Jones Jr.	-	-	-	-
Connor Serven	-	-	-	-
Mylyjael Poteat	14	14	18	4



NON-CONFERENCE BREAKDOWN

Team	NET	Result
Delaware State	294	W, 83-60
USC Upstate	345	W, 93-74
Winthrop	194	W, 58-52
Penn State	32	L, 86-64
Jacksonville	180	L, 74-64
Michigan	24	L, 75-63
South Carolina	84	L, 70-60
Vanderbilt	38	L, 80-64
North Carolina A&T	326	W, 95-67
Navy	341	W, 80-72
Saint Joseph's	96	L, 82-62



Tech returned to The Palestra for the first time since it went 1-1 in the 2009 Philly Hoop Group Classic. VT is 5-17 all-time in the City of Brotherly Love.



Tobi Lawal is one of the most athletic college basketball players in the country with a 49.5-inch vertical.

SEASON BREAKDOWN

TECH'S RECORD WHEN...

	2024-25
Overall	6-8
ACC	1-2
At home	6-3
On the road	0-1
At neutral sites	0-4
After a win	3-2
After a loss	2-6
In overtime	0-0
vs. ranked opponents	0-2
Winning the opening tip	4-6
Losing the opening tip	2-2
Decided by 1-4 points or OT	1-0
Decided by 5-10 points	2-3
Decided by 11-20 points	1-3
Decided by 21+ points	2-2
Leading at half	5-2
Tied at half	0-0
Trailing at half	1-6
VT shoots 50% or better	4-0
VT shoots 40-49.9%	1-5
VT shoots less than 40%	1-3
VT out-shoots opponent	3-1
Opp. out-shoots VT	3-7
Opp. shoots 40% or better	3-8
Opp. shoots less than 40%	3-0
VT out-rebounds opponent	5-3
Opp. out-rebounds VT	1-4
Rebounds are tied	0-1
VT has more FT attempts	4-2
Opp. has more FT attempts	2-5
VT makes more 3-pointers	5-1
Opp. makes more 3-pointers	1-7
VT wins turnover battle	2-1
Opp. wins turnover battle	2-7
Turnovers are tied	2-0
VT scores 100+	0-0
VT scores 90-99 points	2-0
VT scores 80-89 points	3-0
VT scores 70-79 points	0-0
VT scores 60-69 points	0-7
VT scores 50-59 points	1-1
VT scores < 50 points	0-0
Opp. scores > 99 points	0-0
Opp. scores 90-99 points	0-0
Opp. scores 80-89 points	1-4
Opp. scores 70-79 points	2-3
Opp. scores 60-69 points	2-1
Opp. scores 50-59 points	1-0
Opp. scores < 50 points	0-0
Playing on Monday	2-1
Playing on Tuesday	0-1
Playing on Wednesday	0-3
Playing on Thursday	1-0
Playing on Friday	1-1
Playing on Saturday	1-2
Playing on Sunday	1-0
In November	3-4
In December	2-4
In January	1-0
In February	0-0
In March	0-0
Playing during the day	2-3
Playing at night	4-5
Wearing White	2-5
Wearing Maroon	1-1
Wearing Orange	2-1
Wearing Black	1-1

STARTING LINEUPS

W/L

3-1	Brandon Rechsteiner, Jaydon Young, Jaden Schutt, Tobi Lawal, Mylyjael Poteat
2-5	Brandon Rechsteiner, Jaden Schutt, Tyler Johnson, Tobi Lawal, Mylyjael Poteat
1-2	Ben Hammond, Jaden Schutt, Tyler Johnson, Tobi Lawal, Mylyjael Poteat

Margin of Victory/Defeat

	1	2	3	4	5	6	7	8	9	10	11-19	20+
Wins	1	-	-	-	-	1	-	1	-	-	1	2
Losses	-	-	-	-	1	-	-	-	-	2	2	3

Most First Half Points

Virginia Tech	52 vs. N.C. A&T (12/12/24)
Opponents	41 by Navy (12/15/24)

Most Second Half Points

Virginia Tech	56 vs. USC Upstate (11/8/24)
Opponents	51 by Duke (12/31/24)

Fewest First Half Points

Virginia Tech	23 vs. Winthrop (11/11/24)
Opponents	25 by Winthrop (11/11/24)

Fewest Second Half Points

Virginia Tech	23 vs. Pitt (12/7/24)
Opponents	27 by Winthrop (11/11/24)

Largest Halftime Lead

Virginia Tech	20 vs. N.C. A&T (12/12/24)
Opponents	10 by Duke (12/31/24)

Largest Margin of Victory

Virginia Tech	28 vs. N.C. A&T (12/12/24)
Opponents	23 by Duke (12/31/24)

MISCELLANEOUS

How 1st Points Were Scored

Layup	4	Rodney Brown Jr.	1
3FG	3	Ben Burnham	1
Jumper	3	Tyler Johnson	2
Dunk	2	Tobi Lawal	6
Free Throw	2	Mylyjael Poteat	4
Tip-in	-	Jaden Schutt	1

Rebounds Leader

Rodney Brown Jr.	1
Ben Burnham	1
Tyler Johnson	2
Tobi Lawal	6
Mylyjael Poteat	4
Jaden Schutt	1

Blocks Leader

Ben Burnham	2
Tobi Lawal	6
Mylyjael Poteat	1
Patrick Wessler	2

15+ Rebounds

-	-
---	---

20+ Rebounds

-	-
---	---

Scored VT's 1st Points

Tyler Johnson	1
Tobi Lawal	3
Mylyjael Poteat	6
Brandon Rechsteiner	1
Jaden Schutt	3

Assists Leader

Rodney Brown Jr.	1
Ben Burnham	2
Ben Hammond	2
Tyler Johnson	1
Mylyjael Poteat	2
Brandon Rechsteiner	10
Jaden Schutt	2
Jaydon Young	1

First Off VT Bench

Rodney Brown Jr.	1
Ben Burnham	8
Ben Hammond	4
Brandon Rechsteiner	1
Patrick Wessler	9
Jaydon Young	2

Steals Leader

Ben Burnham	1
Rodney Brown Jr.	1
Ben Hammond	5
Tobi Lawal	5
Mylyjael Poteat	1

20+ Points

Tobi Lawal	2
Mylyjael Poteat	1

5+ Assists

Ben Hammond	1
Tyler Johnson	1
Tobi Lawal	1
Mylyjael Poteat	1
Brandon Rechsteiner	3

10+ Assists

-	-
---	---

5+ Steals

Ben Hammond	1
-------------	---

5+ Blocks

-	-
---	---

Points Leader

Ben Burnham	2
Ben Hammond	2
Tobi Lawal	4
Mylyjael Poteat	4
Brandon Rechsteiner	1
Jaden Schutt	2
Jaydon Young	1

30+ Points

-	-
---	---

10+ Rebounds

Tyler Johnson	1
Tobi Lawal	1

Double-Doubles

Tobi Lawal	1
------------	---

Triple-Doubles

-	-
---	---


THE LAST TIME
LAST TIME VIRGINIA TECH...

Scored 100+ points and won	100-55, vs. Coppin State, 11/6/23
Scored 100+ points and lost	100-104 (2OT), vs. Maryland, 2/27/10
Played in OT	65-70 (OT), at Boston College, 12/21/22
Played in consecutive OTs	82-77 (OT), vs. UAB, 11/28/15; 79-81 (OT), vs. Northwestern, 12/1/15
Played in 2OT	79-77 (2OT), vs. North Carolina, 1/22/20
Played in 3OT	95-102 (3OT), vs. Miami (Fla.), 2/19/20
Scored 100+ points	100-55, vs. Coppin State, 11/6/23
Scored 90-99 points	95-67, vs. North Carolina A&T, 12/12/24
Scored 80-89 points	86-85, vs. Miami, 1/4/25
Scored 70-79 points	73-81, at Ohio State, 3/23/24
Scored 60-69 points	65-88, at #4 Duke, 12/31/24
Scored 50-59 points	59-64, vs. #18 Pitt, 12/7/24
Scored 40-49 points	47-24, at #23 NC State, 2/2/19
Scored 30-39 points	39-65, at #19 Virginia, 1/4/20
Scored 20-29 points	27-40, at McGuire Hospital, 2/2/46
Scored 10-19 points	16-45, at Virginia, 1/30/39
Scored less than 10 points	9-29, vs. North Carolina, 1/12/35
Allowed 100+ points	95-102 (3OT), vs. Miami (Fla.), 1/19/20
Allowed 90-99 points	81-96, at #7 North Carolina, 2/17/24
Allowed 80-89 points	86-85, vs. Miami, 1/4/25
Allowed 70-79 points	80-72, vs. Navy, 12/15/24
Allowed 60-69 points	95-67, vs. North Carolina A&T, 12/12/24
Allowed 50-59 points	58-52, vs. Winthrop, 11/11/24
Allowed 40-49 points	75-41, vs. Virginia, 2/19/24
Allowed 30-39 points	65-39, vs. Radford, 11/15/21
Allowed 20-29 points	47-24, at #23 NC State, 2/2/19
Allowed 10-19 points	60-19, vs. Lynchburg, 1/9/46
Allowed less than 10 points	28-9, vs. Hampden-Sydney, 1/17/1923
Scored at least 60 points in a half	66, 2nd Half, vs. The Citadel, 11/12/17
Largest margin of victory	83, vs. Randolph-Macon (87-4), 1/10/1911
Largest margin of victory in ACC	38, vs. Wake Forest (84-46), 2/27/21
Defeated a ranked opponent on the road	47-24, at #23 NC State, 2/2/19
Defeated a ranked opponent at home	87-72, vs. #21 Clemson, 1/10/24
Defeated a ranked opponent on a neutral court	82-67, vs. #7 Duke, 3/12/22
Defeated a defending national champion	65-51, vs. #8 Virginia, 1/30/21
Held opponent without a double-figure scorer	65-39, vs. Radford, 11/15/21
Failed to have a double-figure scorer	41-57, vs. Temple, 2/25/96
Had 5 or more players score in double figures	5, vs. Navy, 12/15/24
Had 6 or more players score in double figures	6, vs. USC Upstate, 11/8/24
Had 7 or more players score in double figures	7, vs. Cornell, 12/8/21
Did not make a 3FG	at Providence, 2/1/03
Opponent did not make a 3FG	vs. Virginia, 2/14/22
Did not shoot a FT in the first half	vs. #18 Pitt, 12/7/24
Did not shoot a FT in the second half	at Syracuse, 2/27/24
Opponent did not shoot a FT	vs. Merrimack, 11/21/21
Opponent did not make a FT	vs. Florida State, 3/4/23
Held an opponent under 10 points in a half	9, vs. Eastern Michigan (1H), 12/22/11
Held an opponent under 20 points in a half	17, vs. Pitt (1H), 2/7/22
Had double-figure blocked shots	10, vs. Wake Forest, 2/27/21
Came back from a double-figure deficit to win	12, vs. Navy, 12/15/24
Lost a double-digit lead	11, vs. Michigan, 11/25/24
Led by 20 or more points at halftime	20, vs. North Carolina A&T, 12/12/24
Had 20-29 assists in a game	24, vs. North Carolina A&T, 12/12/24
Had 30 or more assists	36, vs. The Citadel, 11/12/17
Held a team under 20 percent from the floor	16.7%, at No. 23/22 NC State, 2/2/19
Held a team under three made FGs in a half	2, vs. Notre Dame, 1/10/21
Won an ACC Tournament Championship	82-67, vs. #7 Duke, 3/12/22
Won an NCAA Tournament game	67-58, vs. Liberty, 3/24/19

WHAT'S A HOKIE?

The answer leads all the way back to 1896 when Virginia Agricultural and Mechanical College changed its name to Virginia Polytechnic Institute. With the change came the necessity for writing a new cheer and a contest for such a purpose was held by the student body.

Senior O.M. Stull won first prize for his "Hokie" yell which is still used today. Later, when asked if "Hokie" had any special meaning, Stull explained the word was solely the product of his imagination and was used only as an attention-getter for his yell. It soon became a nickname for all Tech teams and for those people loyal to Tech athletics.



The official university school colors - Chicago Maroon and Burnt Orange - also were introduced in 1896. The colors were chosen by a committee because they made a 'unique combination' not worn elsewhere at the time. The official definition of "Hokie" is "a loyal Virginia Tech Fan."



OUR NAME


When referring to our name, we ask that you use Virginia Tech, Hokies or Tech - and not 'Vah Tech.' Thank you!

THE LAST TIME

LAST TIME A VIRGINIA TECH PLAYER...

Recorded a double-double	Tobi Lawal (10 pts./10 rebs.), vs. Winthrop, 11/11/24
Recorded a triple-double	Justyn Mutts (12 pts./14 rebs./11 ast.), vs. Syracuse, 2/12/22
Two Tech players recorded double-doubles in same game	Sean Pedulla (15 pts./10 asts.) & Lynn Kidd (14 pts./11 rebs.), vs. Coppin State, 11/6/23
Two Tech players recorded double-doubles in consecutive games	vs. North Carolina (ACC Tournament), 3/13/09; vs. Duquesne (NIT), 3/18/09
Had five or more steals	Ben Hammond (5), vs. North Carolina A&T, 12/12/24
Had 10 or more assists in a game	Brandon Rechsteiner (11), vs. American, 12/21/23
Had 20 or more rebounds in a game	Jeff Allen (21), vs. Longwood, 12/14/08
Two Tech players with double-figure rebounds	Tyler Johnson (10) and Tobi Lawal (10), vs. Winthrop, 11/11/24
Two Tech players had five or more assists	Ben Hammond (8) & Tobi Lawal (5), vs. Miami, 1/4/25
Three Tech players had five or more assists	Justyn Mutts (8), Hunter Cattoor (8) & Grant Basile (5), vs. Syracuse, 1/28/23
Four Tech players had five or more assists	Kerry Blackshear Jr. (8), Devin Wilson (7), Justin Robinson (7) & Chris Clarke (5), vs. The Citadel, 11/12/17
Three Tech players made five or more 3FG	Nahiem Alleyne (5), Jalen Cone (5) & Isaiah Wilkins (5), vs. Delaware State, 11/20/19
Eight or more Tech players made a 3FG	8 players, at Pitt, 2/5/22
Two Tech players scored 20 or more points	Mylyjael Poteat (25) & Tobi Lawal (22), vs. Miami, 1/4/25
Three Tech players scored 20 or more points	Nickeil Alexander-Walker (25), Ahmed Hill (23) & Justin Robinson (23), vs. #23 Purdue, 11/18/18
Two Tech players scored 20 or more points in consecutive games	Nickeil Alexander-Walker & Kerry Blackshear Jr., 11/10/17 & 11/12/17
Tech player scored 30 or more points in consecutive games	Sean Pedulla, 1/10/24 & 1/13/24
Tech freshman scored 20 or more points in a game	Sean Pedulla (20), at Florida State, 1/29/22
Three Tech freshmen scored in double figures in a game	Hunter Cattoor (14), Jalen Cone (11) & Lander Nolley II (10), vs. North Carolina, 3/10/20
Four Tech freshmen scored in double figures in a game	Landers Nolley II (21), Tyrece Radford (21), Jalen Cone (15) & Nahiem Alleyne (10), at Wake Forest, 1/14/20
Tech player scored 30-39 points in a game	Sean Pedulla (33), vs. Miami, 1/13/24
Tech player scored 40-49 points in a game	Dorenzo Hudson (41), vs. Seton Hall, 1/2/10
Tech player scored 50+ points in a game	Bimbo Coles (51), vs. Southern Miss, 2/6/88
Tech player had consecutive double-doubles	Justyn Mutts, 11/17/22, 11/18/22
Tech player had three consecutive double-doubles	Keve Aluma, 1/27/21, 1/30/21, 2/3/21
Tech freshman had consecutive double-doubles	Kerry Blackshear Jr., 12/13/15, 12/19/15
Tech allowed a triple-double	Dennis Smith Jr. (27 pts./11 rebs./11 ast.), at NC State, 1/4/17
Tech had a walk-on score double figures	Christian Beyer (13), vs. Alabama A&M, 12/14/14





MIKE YOUNG

Head Coach | Sixth Season at Virginia Tech

2020-21 ACC Coach of the Year

CAREER RECORDS

Overall Record	397-318
Conference Games	221-174
Non-Conference Games	176-144
Conference Tournament	25-16
NCAA Tournament	1-7
Overtime Games	20-17
One-Point Games	13-15
vs. AP Top 25	10-34

VS. CURRENT ACC HEAD COACHES

Coach	All	VT	Wofford
Earl Grant	1-3	1-3	-
Brad Brownell	5-5	5-3	0-2
Jon Scheyer	1-3	1-3	-
Leonard Hamilton	3-3	3-3	-
Damon Stoudamire	1-0	1-0	-
Pat Kelsey	2-1	0-1	2-0
Bill Courtney	1-1	1-0	0-1
Kevin Keatts	3-3	3-3	-
Hubert Davis	2-3	2-3	-
Micah Shrewsberry	2-1	2-1	-
Jeff Capel III	4-3	4-3	-
Adrian Autry	0-1	0-1	-
Ron Sanchez	0-0	0-0	0-0
Steve Forbes	9-6	3-3	6-3
Total	34-33	26-27	8-6

vs. Coach Young

Earl Grant	3-1 at BC
Brad Brownell	5-5 at Clemson
Jon Scheyer	3-1 at Duke
Leonard Hamilton	3-3 at Florida State
Damon Stoudamire	0-1 at Georgia Tech
Pat Kelsey	1-0 at CofC
Bill Courtney	0-1 at Miami
Kevin Keatts	3-3 at NC State
Hubert Davis	3-2 at UNC
Micah Shrewsberry	1-1 at ND
Jeff Capel III	3-4 at Pitt
Adrian Autry	1-0 at Syracuse
Ron Sanchez	0-0 at UVA
Steve Forbes	3-3 at Wake

► COACH YOUNG: CAREER BREAKDOWN

Season	School	Overall	Conference	Finish	Postseason	Ranking	RPI/NET
2002-03	Wofford	14-15 .483	8-8 .500	T6th	-	-/-	219
2003-04	Wofford	9-20 .310	4-12 .250	T10th	-	-/-	273
2004-05	Wofford	14-14 .500	7-9 .438	8th	-	-/-	225
2005-06	Wofford	11-18 .379	6-9 .400	9th	-	-/-	287
2006-07	Wofford	10-20 .333	5-13 .278	T9th	-	-/-	295
2007-08	Wofford	16-16 .500	8-12 .400	8th	-	-/-	191
2008-09	Wofford	16-14 .533	12-8 .600	4th	-	-/-	177
2009-10	Wofford	26-9 .743	15-3 .833	1st	NCAA First Round	-/-	73
2010-11	Wofford	21-13 .618	14-4 .778	T1st	NCAA First Round	-/-	105
2011-12	Wofford	19-14 .576	12-6 .667	T2nd	CBI	-/-	178
2012-13	Wofford	13-19 .406	7-11 .389	T8th	-	-/-	253
2013-14	Wofford	20-13 .606	11-5 .688	T3rd	NCAA First Round	-/-	152
2014-15	Wofford	28-7 .800	16-2 .889	1st	NCAA First Round	RV/-	49
2015-16	Wofford	15-17 .469	11-7 .611	T3rd	-	-/-	202
2016-17	Wofford	16-17 .485	10-8 .556	T4th	-	-/-	189
2017-18	Wofford	21-13 .618	11-7 .611	T4th	CIT	-/-	141
2018-19	Wofford	30-5 .857	18-0 1.000	1st	NCAA Second Round	19/18	14
Totals	17 Seasons	299-244 .551	175-124 .585				
2019-20	Virginia Tech	16-16 .500	7-13 .350	T10th	-	-/-	92
2020-21	Virginia Tech	15-7 .682	9-4 .692	3rd	NCAA First Round	25/RV	51
2021-22	Virginia Tech	23-13 .639	11-9 .550	7th	NCAA First Round	RV/RV	27
2022-23	Virginia Tech	19-15 .559	8-12 .400	11th	NIT First Round	-/-	75
2023-24	Virginia Tech	19-15 .559	10-10 .500	T8th	NIT Second Round	-/-	58
2024-25	Virginia Tech	6-8 .429	1-2 .333	-	-	-/-	195
Totals	6 Seasons	98-74 .570	46-50 .511				
Overall	23 Seasons	397-318 .555	221-174 .559				

► THE YOUNG FILE

Born	5/1/1963
Hometown	Radford, Virginia
Wife	Margaret
Children	Cooper, Davis
Education	Emory & Henry, 1986
Joined Tech Staff	4/7/2019
Years as College Head Coach	23
Years as College Coach	39

Coaching Career

1986-88	Assistant Coach, Emory & Henry
1988-89	Graduate Assistant, Radford
1989-98	Assistant Coach, Wofford
1998-02	Associate Head Coach, Wofford
2002-19	Head Coach, Wofford
2019-pr.	Head Coach, Virginia Tech

► ACCOMPLISHMENTS

Seven NCAA Tournaments

2022, 2021, 2019, 2015, 2014, 2011, 2010

One ACC Tournament Championship

2022

Five SoCon Tournament Championships

2019, 2015, 2014, 2011, 2010

Five Conference Coach of the Year Awards

ACC (2021), SoCon (2019, 2015, 2014, 2010)

Two-time National Coach of the Year


2019 (Sporting News), 2010 (Hugh Durham)

Three AP All-America Selections

Fletcher Magee (2018-19), Karl Cochran (2014-15), Noah Dahlman (2009-10)

1 TOBI LAWAL

JUNIOR Forward | 6-8 | 215 | Sociology with a minor in International Studies
London, England | VCU



SEASON/CAREER BESTS

POINTS

Season 23 vs. Delaware State (11/4/24)
Career 23 vs. Delaware State (11/4/24)

REBOUNDS

Season 10 vs. Winthrop (11/11/24)
Career 10 (8x), last vs. Winthrop (11/11/24)

ASSISTS

Season 5 vs. Miami (1/4/25)
Career 5 vs. Miami (1/4/25)

BLOCKS

Season 2 (4x), last vs. St. Joseph's (12/21/24)
Career 3 (4x), last vs. Saint Louis (1/19/24)

STEALS

Season 2 (4x), last vs. Pitt (12/7/24)
Career 2 (11x), last vs. Pitt (12/7/24)

MINUTES

Season 31 (2x), last vs. St. Joseph's (12/21/24)
Career 31 (2x), last vs. St. Joseph's (12/21/24)

FIELD GOALS MADE

Season 8 vs. Miami (1/4/25)
Career 8 (2x), last vs. Miami (1/4/25)

FIELD GOALS ATTEMPTED

Season 10 (2x), last vs. Miami (1/4/25)
Career 11 vs. Memphis (12/6/23)

3-PT. FIELD GOALS MADE

Season 3 at Duke (12/31/24)
Career 3 at Duke (12/31/24)

3-PT. FIELD GOALS ATTEMPTED

Season 4 (2x), last at Duke (12/31/24)
Career 4 (2x), last at Duke (12/31/24)

FREE THROWS MADE

Season 9 (2x), last vs. Michigan (11/25/24)
Career 9 (3x), last vs. Michigan (11/25/24)

FREE THROWS ATTEMPTED

Season 11 vs. Delaware State (11/4/24)
Career 11 (2x), last vs. Del. State (11/4/24)

CAREER STATS

SEASON	TEAM	GP-GS	MIN/AVG	FG-FGA	FG%	3FG-3FGA	3FG%	FT-FTA	FT%	OFF	DEF	TOT	AVG	PF-FO	A	TO	BLK	STL	PTS	AVG
2022-23	VCU	25-1	138/5.5	14-27	.519	0-0	.000	5-17	.294	14	14	28	1.1	27-1	3	12	7	4	33	1.3
2023-24	VCU	38-0	720/18.9	110-165	.667	3-7	.429	70-105	.667	82	145	227	6.0	102-3	11	49	34	25	293	7.7
2024-25	VT	14-14	348/24.9	57-91	.626	9-22	.409	46-62	.742	33	48	81	5.8	33-0	10	33	10	11	169	12.1
TOTAL FOR VT		14-14	348/24.9	57-91	.626	9-22	.409	46-62	.742	33	48	81	5.8	33-0	10	33	10	11	169	12.1
TOTAL		77-15	1206/15.7	181-283	.640	12-29	.414	121-184	.658	129	207	336	4.4	162-4	24	94	51	40	495	6.4

- The most athletic basketball player Mike Young has ever coached.
- "I've never had one that jumped like that. He's the best athlete I've had the opportunity to coach," Mike Young said about Tobin Lawal.
- There are times when Lawal grabs rebounds when his head is at or above the basketball rim.
- A dynamic player in pick and roll actions.
- Averaged 7.7 points and 6.0 rebounds per game as a sophomore in 2023-24 at VCU, while shooting 66.7% from the hardwood.
- Has worked extensively in the offseason on expanding his range.
- His faith in Jesus Christ is extremely important to him.
- Exceptional athlete with superior leaping ability; recorded a 49.5-inch vertical leap in 2023 preseason combine testing at VCU.
- Started playing basketball just before he turned 16; a late-bloomer who undoubtedly has his basketball ahead of him. Played soccer and ran track until he transitioned to basketball.

Last name pronounced: luh-WOWL

2024-25 GAME-BY-GAME STATS

Opponent	Date	GS	MIN	Total		3-Pointers		Free throws		Rebounds				PF	A	TO	BLK	STL	PTS	AVG	
				FG-FGA	PCT	3FG-3FGA	PCT	FT-FTA	PCT	OFF	DEF	TOT	AVG								
Delaware St.	11/04/2024	*	27:03	6-9	.667	2-4	.500	9-11	.818	3	5	8	8.0	3	2	5	2	2	23	23.0	
USC Upstate	11/08/2024	*	24:35	4-6	.667	0-2	.000	2-2	1.000	3	5	8	8.0	2	0	1	2	0	10	16.5	
Winthrop	11/11/2024	*	29:16	3-6	.500	0-2	.000	4-7	.571	4	6	10	8.7	2	0	2	2	2	10	14.3	
vs Penn St.	11/15/2024	*	21:25	2-6	.333	0-1	.000	4-6	.667	5	4	9	8.8	3	0	4	0	1	8	12.8	
Jacksonville	11/20/2024	*	30:36	6-9	.667	1-1	1.000	1-3	.333	1	3	4	7.8	2	1	5	0	0	14	13.0	
vs Michigan	11/25/2024	*	27:40	2-3	.667	1-1	1.000	9-10	.900	1	2	3	7.0	2	0	3	0	1	14	13.2	
vs South Carolina	11/27/2024	*	21:12	4-7	.571	0-1	.000	2-4	.500	2	4	6	6.9	4	0	0	0	0	10	12.7	
Vanderbilt	12/04/2024	*	19:18	1-1	1.000	0-0	.000	0-0	.000	1	4	5	6.6	2	0	1	1	2	2	11.4	
Pittsburgh	12/07/2024	*	27:06	6-10	.600	1-2	.500	3-4	.750	2	2	4	6.3	3	2	0	0	2	16	11.9	
N.C. A&T	12/12/2024	*	14:51	4-6	.667	1-1	1.000	1-1	1.000	3	4	7	6.4	3	0	0	0	0	10	11.7	
Navy	12/15/2024	*	21:16	0-2	.000	0-0	.000	2-2	1.000	3	0	3	6.1	0	0	1	1	1	2	10.8	
vs Saint Joseph's	12/21/2024	*	31:20	4-7	.571	0-2	.000	1-2	.500	1	2	3	5.8	3	0	4	2	0	9	10.7	
at Duke	12/31/2024	*	22:16	7-9	.778	3-4	.750	2-4	.500	2	3	5	5.8	2	0	4	0	0	19	11.3	
Miami (FL)	01/04/2025	*	30:13	8-10	.800	0-1	.000	6-6	1.000	2	4	6	5.8	2	5	3	0	0	22	12.1	
Totals			14	348:08	57-91	.626	9-22	.409	46-62	.742	33	48	81	5.8	33	10	33	10	11	169	12.1

Player Averages

Games Played	Minutes/game	Points/game	FG Pct	3FG Pct	FT Pct	Rebounds/game	Assists/game	Turnovers/game	Assist/Turnover ratio	Steals/game	Blocks/game
14	24.9	12.1	62.6	40.9	74.2	5.8	0.7	2.4	0.3	0.8	0.7

PRODUCTION TRACKER

	This Season	Career
Scored 10+ Points	10	25
Scored 20+ Points	2	2
Led Tech in Scoring	4	4
Made multiple 3FGs	2	3
Led Tech in Rebounding	6	6
Had a Double-Double	1	5
Had Multiple Assists	3	4
Had Multiple Steals	4	11
Had Multiple Dunks	8	-



2 JADEN SCHUTT

R-SOPHOMORE Guard | 6-5 | 205 | Communication
Yorkville, Illinois | Duke



SEASON/CAREER BESTS

POINTS

Season 17 vs. Winthrop (11/11/24)
Career 17 vs. Winthrop (11/11/24)

REBOUNDS

Season 5 vs. St. Joseph's (12/21/24)
Career 5 (2x), last vs. St. Joseph's (12/21/24)

ASSISTS

Season 4 (2x), last vs. Miami (1/4/25)
Career 4 (2x), last vs. Miami (1/4/25)

BLOCKS

Season 1 vs. N.C. A&T (12/12/24)
Career 1 (3x), last vs. N.C. A&T (12/12/24)

STEALS

Season 2 (4x), last vs. South Carolina (11/27/24)
Career 2 (4x), last vs. South Carolina (11/27/24)

MINUTES

Season 35 vs. Pitt (12/7/24)
Career 35 vs. Pitt (12/7/24)

FIELD GOALS MADE

Season 6 vs. Winthrop (11/11/24)
Career 6 vs. Winthrop (11/11/24)

FIELD GOALS ATTEMPTED

Season 11 (3x), last vs. Pitt (12/7/24)
Career 11 (3x), last vs. Pitt (12/7/24)

3-PT. FIELD GOALS MADE

Season 5 (2x), last vs. Vanderbilt (12/4/24)
Career 5 (2x), last vs. Vanderbilt (12/4/24)

3-PT. FIELD GOALS ATTEMPTED

Season 11 vs. Vanderbilt (12/4/24)
Career 11 vs. Vanderbilt (12/4/24)

FREE THROWS MADE

Season 5 vs. Navy (12/15/24)
Career 5 vs. Navy (12/15/24)

FREE THROWS ATTEMPTED

Season 6 vs. USC Upstate (11/8/24)
Career 6 vs. USC Upstate (11/8/24)

- A wing that will be looked upon to stretch defenses beyond the arc. *Last name pronounced: SHOOT*
- Has exceptional passing skills; will be a terrific connecting piece in Tech's offense.
- Leading scorer for the Hokies in their preseason scrimmage vs. JMU.
- Perhaps Tech's most vocal leader on the court; has a high basketball IQ.
- Was fully cleared from prior injuries to begin practice in August 2024.
- Rated as the No. 50 overall player in ESPN 100's rankings for the class of 2022.
- Ranked as the No. 9 player at his position (shooting guard) by ESPN.
- Named the 2022 Gatorade Player of the Year in Illinois.
- Picked Tech over DePaul, Dayton and Butler.

2024-25 GAME-BY-GAME STATS

Opponent	Date	GS	MIN	Total		3-Pointers		Free throws		Rebounds				PF	A	TO	BLK	STL	PTS	AVG	
				FG-FGA	PCT	3FG-3FGA	PCT	FT-FTA	PCT	OFF	DEF	TOT	AVG								
Delaware St.	11/04/2024	*	24:12	3-6	.500	3-6	.500	0-0	.000	0	4	4	4.0	3	2	0	0	1	9	9.0	
USC Upstate	11/08/2024	*	27:18	3-8	.375	1-4	.250	3-6	.500	1	2	3	3.5	3	4	1	0	2	10	9.5	
Winthrop	11/11/2024	*	27:52	6-11	.545	5-10	.500	0-1	.000	0	2	2	3.0	3	1	2	0	0	17	12.0	
vs Penn St.	11/15/2024	*	31:56	3-7	.429	2-6	.333	0-0	.000	0	4	4	3.3	4	2	2	0	1	8	11.0	
Jacksonville	11/20/2024	*	32:11	1-7	.143	1-6	.167	0-0	.000	0	4	4	3.4	1	3	0	0	2	3	9.4	
vs Michigan	11/25/2024	*	30:30	1-7	.143	0-3	.000	0-0	.000	0	2	2	3.2	4	0	3	0	2	2	8.2	
vs South Carolina	11/27/2024	*	29:54	3-9	.333	2-4	.500	3-3	1.000	0	4	4	3.3	1	2	1	0	2	11	8.6	
Vanderbilt	12/04/2024	*	34:02	5-11	.455	5-11	.455	0-0	.000	0	4	4	3.4	1	3	2	0	1	15	9.4	
Pittsburgh	12/07/2024	*	34:55	5-11	.455	4-10	.400	0-0	.000	0	4	4	3.4	1	3	0	0	0	14	9.9	
N.C. A&T	12/12/2024	*	24:40	2-7	.286	2-7	.286	0-0	.000	0	4	4	3.5	4	2	1	1	0	6	9.5	
Navy	12/15/2024	*	20:44	2-6	.333	2-5	.400	5-5	1.000	0	0	0	3.2	5	0	1	0	1	11	9.6	
vs Saint Joseph's	12/21/2024	*	26:42	2-6	.333	1-4	.250	0-0	.000	0	5	5	3.3	3	2	0	0	0	5	9.3	
at Duke	12/31/2024	*	23:00	1-6	.167	1-6	.167	0-0	.000	0	1	1	3.2	1	0	0	0	1	3	8.8	
Miami (FL)	01/04/2025	*	27:14	3-9	.333	3-8	.375	0-0	.000	0	1	1	3.0	2	4	1	0	0	9	8.8	
Totals			14	395:10	40-111	.360	32-90	.356	11-15	.733	1	41	42	3.0	36	28	14	1	13	123	8.8

Player Averages

Games Played	Minutes/game	Points/game	FG Pct	3FG Pct	FT Pct	Rebounds/game	Assists/game	Turnovers/game	Assist/Turnover ratio	Steals/game	Blocks/game
14	28.2	8.8	36.0	35.6	73.3	3.0	2.0	1.0	2.0	0.9	0.1

PRODUCTION TRACKER

	This Season	Career
Scored 10+ Points	6	6
Scored 20+ Points	-	-
Led Tech in Scoring	2	2
Made 3+ 3FGs	5	6
Led Tech in 3FGM	7	7
Shot over 40% from 3	6	7
Had Multiple Assists	10	11
Led Tech in Assists	2	2
Had Multiple Steals	4	4



CAREER STATS

SEASON	TEAM	GP-GS	MIN/AVG	FG-FGA	FG%	3FG-3FGA	3FG%	FT-FTA	FT%	OFF	DEF	TOT	AVG	PF-FO	A	TO	BLK	STL	PTS	AVG
2022-23	DU	14-0	96/6.8	10-28	.357	7-20	.350	2-4	.500	3	12	15	1.1	4-0	6	0	2	1	29	2.1
2024-25	VT	14-14	395/28.2	40-111	.360	32-90	.356	11-15	.733	1	41	42	3.0	36-1	28	14	1	13	123	8.8
TOTAL FOR VT		14-14	395/28.2	40-111	.360	32-90	.356	11-15	.733	1	41	42	3.0	36-1	28	14	1	13	123	8.8
TOTAL		28-14	491/17.5	50-139	.360	39-110	.355	13-19	.684	4	53	57	2.0	40-1	34	14	3	14	152	5.4

3 JAYDON YOUNG

SOPHOMORE Guard | 6-4 | 205 | Sports Media and Analytics
Goldsboro, North Carolina | Greensboro Day



SEASON/CAREER BESTS

POINTS

Season 14 vs. USC Upstate (11/8/24)
Career 14 vs. USC Upstate (11/8/24)

REBOUNDS

Season 3 (3x), last vs. South Carolina (11/27/24)
Career 3 (4x), last vs. South Carolina (11/27/24)

ASSISTS

Season 4 vs. Delaware State (11/4/24)
Career 5 vs. Coppin State (11/6/23)

BLOCKS

Season -
Career 1 vs. Notre Dame (3/9/24)

STEALS

Season 2 at Duke (12/31/24)
Career 2 (2x), last at Duke (12/31/24)

MINUTES

Season 32 (2x), last vs. Winthrop (11/11/24)
Career 32 (2x), last vs. Winthrop (11/11/24)

FIELD GOALS MADE

Season 5 (2x), last vs. South Carolina (11/27/24)
Career 5 (2x), last vs. South Carolina (11/27/24)

FIELD GOALS ATTEMPTED

Season 13 (2x), last vs. Michigan (11/25/24)
Career 13 (2x), last vs. Michigan (11/25/24)

3-PT. FIELD GOALS MADE

Season 4 vs. USC Upstate (11/8/24)
Career 4 vs. USC Upstate (11/8/24)

3-PT. FIELD GOALS ATTEMPTED

Season 8 vs. Winthrop (11/11/24)
Career 8 vs. Winthrop (11/11/24)

FREE THROWS MADE

Season 5 vs. Delaware State (11/4/24)
Career 5 vs. Delaware State (11/4/24)

FREE THROWS ATTEMPTED

Season 7 vs. Delaware State (11/4/24)
Career 7 vs. Delaware State (11/4/24)

CAREER STATS

- Will look to have a big jump in production in his second season in Blacksburg.
- A four-year letterwinner at Greensboro Day under the winningest coach in North Carolina basketball history, Freddy Johnson.
- Three-time all-state, four-time all-conference and three-time conference player of the year.
- Eclipsed 2,000 career points in November 2022.
- Guided Greensboro Day to its 12th NCISAA state title as a senior.
- Four-star recruit according to ESPN.
- Rated the eighth-best player in the state of North Carolina, according to 247Sports.
- Chose the Hokies over Clemson, Virginia, Pitt, NC State and North Carolina A&T.
- Father, Victor, played college basketball at Mount Olive, advancing to the Elite 8 in 2005; played professionally overseas as well.

2024-25 GAME-BY-GAME STATS

Opponent	Date	GS	MIN	Total		3-Pointers		Free throws		Rebounds				PF	A	TO	BLK	STL	PTS	AVG
				FG-FGA	PCT	3FG-3FGA	PCT	FT-FTA	PCT	OFF	DEF	TOT	AVG							
Delaware St.	11/04/2024	*	26:02	3-10	.300	2-7	.286	5-7	.714	0	3	3	3.0	0	4	2	0	0	13	13.0
USC Upstate	11/08/2024	*	32:04	4-13	.308	4-7	.571	2-2	1.000	0	2	2	2.5	0	2	0	0	0	14	13.5
Winthrop	11/11/2024	*	32:12	2-11	.182	2-8	.250	0-0	.000	0	3	3	2.7	0	3	2	0	0	6	11.0
vs Penn St.	11/15/2024	*	25:05	1-6	.167	0-4	.000	0-0	.000	0	2	2	2.5	3	1	3	0	0	2	8.8
Jacksonville	11/20/2024		28:01	3-9	.333	1-3	.333	2-2	1.000	0	1	1	2.2	1	1	1	0	0	9	8.8
vs Michigan	11/25/2024		25:48	5-13	.385	2-6	.333	0-0	.000	0	2	2	2.2	1	0	3	0	1	12	9.3
vs South Carolina	11/27/2024		28:14	5-9	.556	2-5	.400	0-0	.000	0	3	3	2.3	4	1	0	0	0	12	9.7
Vanderbilt	12/04/2024		23:23	2-5	.400	1-4	.250	0-0	.000	0	1	1	2.1	4	0	0	0	1	5	9.1
Pittsburgh	12/07/2024		23:46	1-6	.167	1-5	.200	0-0	.000	0	1	1	2.0	1	2	1	0	0	3	8.4
N.C. A&T	12/12/2024		12:07	1-5	.200	1-4	.250	0-0	.000	0	1	1	1.9	1	3	0	0	0	3	7.9
Navy	12/15/2024		10:56	1-1	1.000	1-1	1.000	0-0	.000	0	0	0	1.7	3	0	1	0	0	3	7.5
vs Saint Joseph's	12/21/2024		11:47	1-4	.250	1-2	.500	0-0	.000	0	2	2	1.8	0	1	0	0	1	3	7.1
at Duke	12/31/2024		19:35	1-3	.333	1-3	.333	3-3	1.000	0	2	2	1.8	1	0	0	0	2	6	7.0
Miami (FL)	01/04/2025		03:51	0-1	.000	0-1	.000	0-0	.000	0	1	1	1.7	1	0	1	0	0	0	6.5
Totals			4 302:51	30-96	.313	19-60	.317	12-14	.857	0	24	24	1.7	20	18	14	0	5	91	6.5

Player Averages

Games Played	Minutes/game	Points/game	FG Pct	3FG Pct	FT Pct	Rebounds/game	Assists/game	Turnovers/game	Assist/Turnover ratio	Steals/game	Blocks/game
14	21.6	6.5	31.3	31.7	85.7	1.7	1.3	1.0	1.3	0.4	0.0

PRODUCTION TRACKER

	This Season	Career
Scored 10+ Points	4	4
Scored 20+ Points	-	-
Led Tech in Scoring	1	1
Made 3+ 3FGs	1	2
Led Tech in 3FGM	3	6
Shot over 40% from 3	4	11
Shot over 50% from the floor	2	10
Had Multiple Assists	5	7
Had Multiple Steals	1	2



SEASON	TEAM	GP-GS	MIN/AVG	FG-FGA	FG%	3FG-3FGA	3FG%	FT-FTA	FT%	OFF	DEF	TOT	AVG	PF-FO	A	TO	BLK	STL	PTS	AVG
2023-24	VT	26-0	221/8.5	15-43	.349	12-32	.375	6-6	1.000	1	20	21	0.8	12-0	18	5	1	6	48	1.8
2024-25	VT	14-4	303/21.6	30-96	.313	19-60	.317	12-14	.857	0	24	24	1.7	20-0	18	14	0	5	91	6.5
TOTAL		40-4	524/13.1	45-139	.324	31-92	.337	18-20	.900	1	44	45	1.1	32-0	36	19	1	11	139	3.5

4 RODNEY BROWN JR.

SOPHOMORE Guard | 6-6 | 185 | Communication
Perris, California | Cal



SEASON/CAREER BESTS

POINTS

Season 13 vs. N.C. A&T (12/12/24)
Career 13 (2x), last vs. N.C. A&T (12/12/24)

REBOUNDS

Season 6 vs. N.C. A&T (12/12/24)
Career 6 vs. N.C. A&T (12/12/24)

ASSISTS

Season 4 (2x), last at Duke (12/31/24)
Career 4 (3x), last at Duke (12/31/24)

BLOCKS

Season 1 vs. N.C. A&T (12/12/24)
Career 1 (3x), last vs. N.C. A&T (12/12/24)

STEALS

Season 2 vs. Navy (12/15/24)
Career 4 vs. Tulane (11/22/23)

MINUTES

Season 30 vs. Navy (12/15/24)
Career 30 vs. Navy (12/15/24)

FIELD GOALS MADE

Season 5 vs. N.C. A&T (12/12/24)
Career 5 (2x), last vs. N.C. A&T (12/12/24)

FIELD GOALS ATTEMPTED

Season 9 vs. Navy (12/15/24)
Career 10 at Arizona (2/1/24)

3-PT. FIELD GOALS MADE

Season 3 (2x), last vs. Navy (12/15/24)
Career 3 (4x), last vs. Navy (12/15/24)

3-PT. FIELD GOALS ATTEMPTED

Season 5 vs. N.C. A&T (12/12/24)
Career 6 (2x), last at Arizona (2/1/24)

FREE THROWS MADE

Season 1 vs. St. Joseph's (12/21/24)
Career 4 (2x), last at Washington St. (2/15/24)

FREE THROWS ATTEMPTED

Season 2 vs. St. Joseph's (12/21/24)
Career 4 (2x), last at Washington St. (2/15/24)

CAREER STATS

- One of four Golden Bears to play all 32 games last season at Cal.
- Averaged 3.5 points and 1.1 rebounds in 14.1 minutes per game off the bench as a freshman.
- Shot 39.7% (23 of 58) from 3-point range & 40.6% (39 of 96) from the floor in 2023-24.
- Three double-figure scoring efforts, all in Pac-12 road games at USC (13), Arizona (12) & Washington State (12).
- Graduated from Rancho Christian School (Temecula, California) in spring 2023
- Led Rancho Christian to the 2023 CIF Southern Section Division 2A championship as a senior; scored 16 points in the title game.
- Despite hailing from California, his parents have since relocated to Arkansas.
- Picked Tech over Santa Clara.

2024-25 GAME-BY-GAME STATS

Opponent	Date	GS	MIN	Total		3-Pointers		Free throws		Rebounds				PF	A	TO	BLK	STL	PTS	AVG
				FG-FGA	PCT	3FG-3FGA	PCT	FT-FTA	PCT	OFF	DEF	TOT	AVG							
Delaware St.	11/04/2024		04:40	0-1	.000	0-1	.000	0-0	.000	0	0	0	0.0	0	1	0	0	0	0	0.0
USC Upstate	11/08/2024		00:55	0-1	.000	0-1	.000	0-0	.000	0	0	0	0.0	0	0	0	0	0	0	0.0
vs Penn St.	11/15/2024		03:35	1-1	1.000	0-0	.000	0-0	.000	0	1	1	0.3	1	0	0	0	0	2	0.7
Vanderbilt	12/04/2024		02:22	0-0	.000	0-0	.000	0-0	.000	0	1	1	0.5	0	0	0	0	0	0	0.5
N.C. A&T	12/12/2024		21:04	5-7	.714	3-5	.600	0-0	.000	0	6	6	1.6	1	2	2	1	0	13	3.0
Navy	12/15/2024		29:30	4-9	.444	3-4	.750	0-0	.000	0	4	4	2.0	1	3	1	0	2	11	4.3
vs Saint Joseph's	12/21/2024		29:20	1-6	.167	0-4	.000	1-2	.500	0	2	2	2.0	2	4	2	0	0	3	4.1
at Duke	12/31/2024		23:55	3-6	.500	2-3	.667	0-0	.000	0	1	1	1.9	2	4	1	0	1	8	4.6
Miami (FL)	01/04/2025		20:10	1-4	.250	1-3	.333	0-0	.000	0	2	2	1.9	0	3	2	0	0	3	4.4
Totals		0	135:31	15-35	.429	9-21	.429	1-2	.500	0	17	17	1.9	7	17	8	1	3	40	4.4

Player Averages

Games Played	Minutes/ game	Points/ game	FG Pct	3FG Pct	FT Pct	Rebounds/ game	Assists/ game	Turnovers/ game	Assist/Turnover ratio	Steals/ game	Blocks/ game
9	15.1	4.4	42.9	42.9	50.0	1.9	1.9	0.9	2.1	0.3	0.1

PRODUCTION TRACKER

	This Season	Career
Scored 10+ Points	2	5
Scored 20+ Points	-	-
Led Tech in Scoring	-	-
Made 3+ 3FGs	2	4
Led Tech in 3FGM	2	2
Shot over 40% from 3	3	14
Had Multiple Assists	5	15
Had Multiple Blocks	-	-
Had Multiple Steals	1	5



SEASON	TEAM	GP-GS	MIN/AVG	FG-FGA	FG%	3FG-3FGA	3FG%	FT-FTA	FT%	OFF	DEF	TOT	AVG	PF-FO	A	TO	BLK	STL	PTS	AVG
2023-24	Cal	32-0	453/14.2	39-96	.406	23-58	.397	12-14	.857	8	27	35	1.1	48-1	28	20	2	6	113	3.5
2024-25	VT	9-0	136/15.1	15-35	.429	9-21	.429	1-2	.500	0	17	17	1.9	7-0	17	8	1	3	40	4.4
TOTAL FOR VT		9-0	136/15.1	15-35	.429	9-21	.429	1-2	.500	0	17	17	1.9	7-0	17	8	1	3	40	4.4
TOTAL		41-0	589/14.4	54-131	.412	32-79	.405	13-16	.813	8	44	52	1.3	55-1	45	28	3	9	153	3.7

5 PATRICK WESSLER

R-SOPHOMORE Center | 7-0 | 250 | Marketing Management
Matthews, North Carolina | Combine Academy



SEASON/CAREER BESTS

POINTS

Season 13 vs. N.C. A&T (12/12/24)
Career 13 vs. N.C. A&T (12/12/24)

REBOUNDS

Season 6 (2x), last vs. N.C. A&T (12/12/24)
Career 6 (2x), last vs. N.C. A&T (12/12/24)

ASSISTS

Season 1 (2x), last vs. St. Joseph's (12/21/24)
Career 1 (4x), last vs. St. Joseph's (12/21/24)

BLOCKS

Season 2 vs. Penn State (11/15/24)
Career 2 vs. Penn State (11/15/24)

STEALS

Season 1 (3x), last at Duke (12/31/24)
Career 1 (4x), last at Duke (12/31/24)

MINUTES

Season 19 at Duke (12/31/24)
Career 19 at Duke (12/31/24)

FIELD GOALS MADE

Season 5 vs. N.C. A&T (12/12/24)
Career 5 vs. N.C. A&T (12/12/24)

FIELD GOALS ATTEMPTED

Season 6 vs. N.C. A&T (12/12/24)
Career 6 vs. N.C. A&T (12/12/24)

3-PT. FIELD GOALS MADE

Season -
Career -

3-PT. FIELD GOALS ATTEMPTED

Season -
Career 1 at Wake Forest (12/30/23)

FREE THROWS MADE

Season 4 at Duke (12/31/24)
Career 4 at Duke (12/31/24)

FREE THROWS ATTEMPTED

Season 6 at Duke (12/31/24)
Career 6 at Duke (12/31/24)

CAREER STATS

- Has made great strides in his conditioning.
- Redshirted the 2022-23 season.
- Invited to the Allen Iverson 24K Showcase game in Memphis his senior year in high school.
- Played his final two seasons at Combine Academy where he guided the program to a state championship in 2021-22.
- Averaged 18 points, 14 rebounds and 2.3 blocks as a senior, while Combine ended the season ranked No. 20 in the country with a 25-5 record.
- Named 2020-21 HoopState Network Sixth Man of the Year.
- Played his freshman and sophomore seasons at David W. Butler High School in Matthews, N.C.
- Southwestern 4A Conference Player of the Year.
- Competed for CC Elite on the AAU circuit.
- Rated the 148th-best prospect in the 2022 class by 247Sports; Tabbed the third-best player in the state of North Carolina and the 24th-best center nationally, according to 247Sports.
- Chose the Hokies over Providence, Southern Cal, NC State and Ole Miss.
- Big fan of dogs as pets. His family always had multiple dogs while Patrick was growing up.

Last name pronounced: WES-ler

2024-25 GAME-BY-GAME STATS

Opponent	Date	GS	MIN	Total		3-Pointers		Free throws		Rebounds				PF	A	TO	BLK	STL	PTS	AVG
				FG-FGA	PCT	3FG-3FGA	PCT	FT-FTA	PCT	OFF	DEF	TOT	AVG							
Delaware St.	11/04/2024		09:28	1-1	1.000	0-0	.000	2-2	1.000	1	4	5	5.0	0	0	0	0	0	4	4.0
USC Upstate	11/08/2024		08:38	0-1	.000	0-0	.000	0-0	.000	0	0	0	2.5	1	0	1	1	0	0	2.0
Winthrop	11/11/2024		14:14	2-4	.500	0-0	.000	0-0	.000	2	4	6	3.7	3	0	1	0	0	4	2.7
vs Penn St.	11/15/2024		08:43	1-1	1.000	0-0	.000	3-4	.750	0	3	3	3.5	1	0	1	2	0	5	3.3
Jacksonville	11/20/2024		07:49	1-3	.333	0-0	.000	0-0	.000	2	3	5	3.8	1	0	1	0	0	2	3.0
vs Michigan	11/25/2024		06:25	2-3	.667	0-0	.000	0-0	.000	3	1	4	3.8	1	0	0	0	0	4	3.2
vs South Carolina	11/27/2024		10:43	2-3	.667	0-0	.000	0-0	.000	1	0	1	3.4	2	0	0	1	1	4	3.3
Vanderbilt	12/04/2024		08:03	2-3	.667	0-0	.000	0-0	.000	1	1	2	3.3	0	0	0	0	0	4	3.4
Pittsburgh	12/07/2024		05:07	1-3	.333	0-0	.000	0-0	.000	0	1	1	3.0	4	0	2	0	0	2	3.2
N.C. A&T	12/12/2024		17:00	5-6	.833	0-0	.000	3-5	.600	1	5	6	3.3	1	1	1	0	0	13	4.2
Navy	12/15/2024		18:24	2-4	.500	0-0	.000	0-0	.000	1	2	3	3.3	0	0	0	0	0	4	4.2
vs Saint Joseph's	12/21/2024		11:30	3-4	.750	0-0	.000	2-2	1.000	0	2	2	3.2	3	1	0	0	1	8	4.5
at Duke	12/31/2024		18:38	3-5	.600	0-0	.000	4-6	.667	1	1	2	3.1	2	0	0	0	1	10	4.9
Miami (FL)	01/04/2025		04:58	2-2	1.000	0-0	.000	0-0	.000	1	0	1	2.9	3	0	0	0	0	4	4.9
Totals		0	149:41	27-43	.628	0-0	.000	14-19	.737	14	27	41	2.9	22	2	7	4	3	68	4.9

Player Averages

Games Played	Minutes/ game	Points/ game	FG Pct	3FG Pct	FT Pct	Rebounds/ game	Assists/ game	Turnovers/ game	Assist/Turnover ratio	Steals/ game	Blocks/ game
14	10.7	4.9	62.8	0.0	73.7	2.9	0.1	0.5	0.3	0.2	0.3

PRODUCTION TRACKER

	This Season	Career
Scored 10+ Points	2	2
Had 5+ Rebounds	4	4
Had Multiple Blocks	1	1
Led Tech in Blocks	2	3
Had Multiple Steals	-	-
Shot over 50% from the floor	11	15
Played 10+ Minutes	6	7
Shot 5+ Free Throws	2	2
Had Multiple Dunks	-	-



SEASON	TEAM	GP-GS	MIN/AVG	FG-FGA	FG%	3FG-3FGA	3FG%	FT-FTA	FT%	OFF	DEF	TOT	AVG	PF-FO	A	TO	BLK	STL	PTS	AVG
2023-24	VT	13-0	50/3.9	5-13	.385	0-1	.000	2-4	.500	8	11	19	1.5	10-0	2	2	4	1	12	0.9
2024-25	VT	14-0	150/10.7	27-43	.628	0-0	.000	14-19	.737	14	27	41	2.9	22-0	2	7	4	3	68	4.9
TOTAL		27-0	200/7.4	32-56	.571	0-1	.000	16-23	.696	22	38	60	2.2	32-0	4	9	8	4	80	3.0

7 BRANDON RECHSTEINER

SOPHOMORE Guard | 6-1 | 190 | Sports Media and Analytics
Acworth, Georgia | Etowah



SEASON/CAREER BESTS

POINTS

Season 19 vs. USC Upstate (11/8/24)
Career 19 vs. USC Upstate (11/8/24)

REBOUNDS

Season 3 (2x), last vs. South Carolina (11/27/24)
Career 4 at Wake Forest (12/30/23)

ASSISTS

Season 5 (3x), last vs. St. Joseph's (12/21/24)
Career 11 vs. American (12/21/23)

BLOCKS

Season -
Career -

STEALS

Season 2 (2x), last vs. St. Joseph's (12/21/24)
Career 2 (2x), last vs. St. Joseph's (12/21/24)

MINUTES

Season 34 vs. Pitt (12/7/24)
Career 34 vs. Pitt (12/7/24)

FIELD GOALS MADE

Season 7 vs. USC Upstate (11/8/24)
Career 7 vs. USC Upstate (11/8/24)

FIELD GOALS ATTEMPTED

Season 13 vs. South Carolina (11/27/24)
Career 13 vs. South Carolina (11/27/24)

3-PT. FIELD GOALS MADE

Season 3 (2x), last vs. Jacksonville (11/20/24)
Career 3 (2x), last vs. Jacksonville (11/20/24)

3-PT. FIELD GOALS ATTEMPTED

Season 7 (2x), last vs. N.C. A&T (12/12/24)
Career 7 (2x), last vs. N.C. A&T (12/12/24)

FREE THROWS MADE

Season 2 (2x), last vs. Winthrop (11/11/24)
Career 4 vs. Coppin State (11/6/23)

FREE THROWS ATTEMPTED

Season 2 (3x), last vs. Penn State (11/15/24)
Career 4 vs. Coppin State (11/6/23)

CAREER STATS

SEASON	TEAM	GP-GS	MIN/AVG	FG-FGA	FG%	3FG-3FGA	3FG%	FT-FTA	FT%	OFF	DEF	TOT	AVG	PF-FO	A	TO	BLK	STL	PTS	AVG
2023-24	VT	26-2	239/9.2	16-43	.372	9-33	.273	6-8	.750	2	16	18	0.7	16-0	33	18	0	4	47	1.8
2024-25	VT	14-11	338/24.1	39-106	.368	16-58	.276	7-10	.700	4	13	17	1.2	22-0	48	34	0	10	101	7.2
TOTAL		40-13	577/14.4	55-149	.369	25-91	.275	13-18	.722	6	29	35	0.9	38-0	81	52	0	14	148	3.7

- Wakes up at 4:50 a.m. almost every day
- Sharpshooter who should flourish on the offensive side in Coach Young's system.
- A four-year letterwinner at Etowah where he was coached by Jason Dasinger
- All-state and team captain as a junior and senior.
- Averaged 18 points, 5.3 rebounds, 5.1 assists and 2.8 steals per game as a senior, guiding Etowah to the GHSA Class 6A Final Four.
- GACA/GBCA 6A North Player of the Year.
- Reached 1,000 career points on Jan. 14, 2023.
- Consensus four-star recruit.
- Rated the 87th-best prospect in the 2023 class on 247Sports.
- Tabbed the second-best point guard in the state of Georgia and the 15th-best point guard nationally, according to 247Sports.
- Chose the Hokies over Gonzaga, Tennessee, Miami (Fla.), LSU, Xavier, Clemson and Notre Dame.
- Father, Scott, is a hall of fame professional wrestler; goes by Scott Steiner and Big Poppa Pump.
- Brother, Brock, is a wide receiver for Jacksonville State.

Last name pronounced: WRECK-stine-er

2024-25 GAME-BY-GAME STATS

Opponent	Date	GS	MIN	Total		3-Pointers		Free throws		Rebounds				PF	A	TO	BLK	STL	PTS	AVG	
				FG-FA	PCT	3FG-3FA	PCT	FT-FTA	PCT	OFF	DEF	TOT	AVG								
Delaware St.	11/04/2024	*	30:37	2-6	.333	2-5	.400	0-1	.000	0	1	1	1.0	4	3	2	0	1	6	6.0	
USC Upstate	11/08/2024	*	26:07	7-12	.583	3-5	.600	2-2	1.000	1	0	1	1.0	2	4	1	0	0	19	12.5	
Winthrop	11/11/2024	*	21:27	1-4	.250	0-3	.000	2-2	1.000	0	1	1	1.0	1	2	0	0	1	4	9.7	
vs Penn St.	11/15/2024	*	26:56	2-6	.333	1-4	.250	1-2	.500	0	1	1	1.0	2	5	2	0	0	6	8.8	
Jacksonville	11/20/2024	*	31:43	4-6	.667	3-5	.600	0-1	.000	1	1	2	1.2	4	3	5	0	1	11	9.2	
vs Michigan	11/25/2024	*	23:42	4-11	.364	0-4	.000	0-0	.000	1	2	3	1.5	4	1	3	0	2	8	9.0	
vs South Carolina	11/27/2024	*	30:03	4-13	.308	2-5	.400	0-0	.000	0	3	3	1.7	2	4	1	0	0	10	9.1	
Vanderbilt	12/04/2024	*	26:05	2-11	.182	1-7	.143	0-0	.000	0	2	2	1.8	1	4	4	0	1	5	8.6	
Pittsburgh	12/07/2024	*	33:34	4-9	.444	0-2	.000	0-0	.000	0	1	1	1.7	1	4	5	0	1	8	8.6	
N.C. A&T	12/12/2024	*	19:28	2-10	.200	1-7	.143	1-1	1.000	0	0	0	1.5	0	5	4	0	0	6	8.3	
Navy	12/15/2024	*	19:09	1-4	.250	0-2	.000	0-0	.000	0	0	0	1.4	0	4	2	0	0	2	7.7	
vs Saint Joseph's	12/21/2024		22:08	3-9	.333	1-5	.200	1-1	1.000	0	1	1	1.3	0	5	3	0	2	8	7.8	
at Duke	12/31/2024		18:07	1-3	.333	0-2	.000	0-0	.000	0	0	0	1.2	1	4	1	0	0	2	7.3	
Miami (FL)	01/04/2025		08:48	2-2	1.000	2-2	1.000	0-0	.000	1	0	1	1.2	0	0	1	0	1	6	7.2	
Totals			11	337:54	39-106	.368	16-58	.276	7-10	.700	4	13	17	1.2	22	48	34	0	10	101	7.2

Player Averages

Games Played	Minutes/game	Points/game	FG Pct	3FG Pct	FT Pct	Rebounds/game	Assists/game	Turnovers/game	Assist/Turnover ratio	Steals/game	Blocks/game
14	24.1	7.2	36.8	27.6	70.0	1.2	3.4	2.4	1.4	0.7	0.0

PRODUCTION TRACKER

	This Season	Career
Scored 10+ Points	3	4
Scored 20+ Points	-	-
Made Multiple 3FGs	5	7
Made 3+ 3FGs	2	2
Led Tech in 3FGM	2	7
Shot over 40% from 3	5	13
Had 5+ Assists	3	4
Led Tech in Assists	10	15
Had Multiple Steals	2	2



8 PETER CARR

FRESHMAN Guard | 6-5 | 205 | Computer Engineering
West Chester, Pennsylvania | West Chester East



SEASON/CAREER BESTS

POINTS

Season -
Career -

REBOUNDS

Season -
Career -

ASSISTS

Season -
Career -

BLOCKS

Season -
Career -

STEALS

Season -
Career -

MINUTES

Season 1 (2x), last vs. N.C. A&T (12/12/24)
Career 1 (2x), last vs. N.C. A&T (12/12/24)

FIELD GOALS MADE

Season -
Career -

FIELD GOALS ATTEMPTED

Season -
Career -

3-PT. FIELD GOALS MADE

Season -
Career -

3-PT. FIELD GOALS ATTEMPTED

Season -
Career -

FREE THROWS MADE

Season -
Career -

FREE THROWS ATTEMPTED

Season -
Career -

- Recruited as a preferred walk-on.
- Four-year letterwinner and captain at West Chester East where he was coached by Tom Durant.
- Helped the Vikings to three straight Ches-Mont Conference championships.
- Averaged 13.2 points, 4.3 rebounds, and 1.2 assists per game during his senior year.
- Played AAU basketball for East Coast Power in the HGSL.
- Honors student (4.7 GPA).
- DECA and Senior Class Vice President.
- Youngest of four children: brothers, Alexander and Andrew, and sister, Lizzie.
- Father, Philip, played basketball at the University of Delaware.
- Uncle, Tim Carr, played basketball at the University of Delaware and overseas.
- Brother, Andrew, is a graduate student currently playing basketball at the University of Kentucky.
- Sister, Lizzie, is a junior currently playing volleyball at Purdue University.

2024-25 GAME-BY-GAME STATS

Opponent	Date	GS	MIN	Total		3-Pointers		Free throws		Rebounds				PF		A		BLK		STL		PTS		AVG
				FG-FGA	PCT	3FG-3FGA	PCT	FT-FTA	PCT	OFF	DEF	TOT	AVG											
Delaware St.	11/04/2024		00:33	0-0	.000	0-0	.000	0-0	.000	0	0	0	0.0	1	0	0	0	0	0	0	0	0.0		
N.C. A&T	12/12/2024		01:21	0-0	.000	0-0	.000	0-0	.000	0	0	0	0.0	0	0	0	0	0	0	0	0	0.0		
Totals		0	01:54	0-0	.000	0-0	.000	0-0	.000	0	0	0	0.0	1	0	0	0	0	0	0	0	0.0		

Player Averages

Games Played	Minutes/game	Points/game	FG Pct	3FG Pct	FT Pct	Rebounds/game	Assists/game	Turnovers/game	Assist/Turnover ratio	Steals/game	Blocks/game
2	1.0	0.0	0.0	0.0	0.0	0.0	0.0	0.0	0.0	0.0	0.0

PRODUCTION TRACKER

	This Season
Scored 5+ Points	-
Scored 10+ Points	-
Made Multiple 3FGs	-
Made 3+ 3FGs	-
Led Tech in 3FGM	-
Shot over 40% from 3	-
Played 5+ Minutes	-
Had Multiple Assists	-
Had Multiple Steals	-



CAREER STATS

SEASON	TEAM	GP-GS	MIN/AVG	FG-FGA	FG%	3FG-3FGA	3FG%	FT-FTA	FT%	OFF	DEF	TOT	AVG	PF-FO	A	TO	BLK	STL	PTS	AVG
2024-25	VT	2-0	2/1.0	0-0	.000	0-0	.000	0-0	.000	0	0	0	0.0	1-0	0	0	0	0	0	0.0
TOTAL		2-0	2/1.0	0-0	.000	0-0	.000	0-0	.000	0	0	0	0.0	1-0	0	0	0	0	0	0.0

9 CONNER VENABLE

SOPHOMORE Guard | 6-3 | 195 | Multimedia Journalism and Architecture
Washington, D.C. | The Heights School



SEASON/CAREER BESTS

POINTS

Season 1 vs. N.C. A&T (12/12/24)
Career 1 vs. N.C. A&T (12/12/24)

REBOUNDS

Season -
Career 1 vs. Valparaiso (12/9/23)

ASSISTS

Season -
Career -

BLOCKS

Season -
Career -

STEALS

Season -
Career -

MINUTES

Season 1 (2x), last vs. N.C. A&T (12/12/24)
Career 2 vs. Vermont (12/16/23)

FIELD GOALS MADE

Season -
Career -

FIELD GOALS ATTEMPTED

Season -
Career 1 (2x), last vs. Virginia (2/19/24)

3-PT. FIELD GOALS MADE

Season -
Career -

3-PT. FIELD GOALS ATTEMPTED

Season -
Career 1 vs. Virginia (2/19/24)

FREE THROWS MADE

Season 1 vs. N.C. A&T (12/12/24)
Career 1 vs. N.C. A&T (12/12/24)

FREE THROWS ATTEMPTED

Season 3 vs. N.C. A&T (12/12/24)
Career 3 (2x), last vs. N.C. A&T (12/12/24)

- Recruited as a preferred walk-on.
- Two-time WCAC All-Conference Honorable Mention in 2021-22 and 2022-2023 at The Heights School in Potomac, Md.
- As the Cavaliers' leading scorer, averaged 25.5 points, 7.2 rebounds, 6.5 assists, 4.1 steals per game across a three-year career at The Heights School.
- Led the Cavaliers to their first WCAC win in two years.
- Brother Ra'Mond Hines played at Georgetown (2014-18) and competed in the 2015 NCAA tournament.

2024-25 GAME-BY-GAME STATS

				Total		3-Pointers		Free throws		Rebounds											
Opponent	Date	GS	MIN	FG-FGA	PCT	3FG-3FGA	PCT	FT-FTA	PCT	OFF	DEF	TOT	AVG	PF	A	TO	BLK	STL	PTS	AVG	
Delaware St.	11/04/2024		00:33	0-0	.000	0-0	.000	0-0	.000	0	0	0	0.0	0	0	0	0	0	0	0.0	
N.C. A&T	12/12/2024		01:21	0-0	.000	0-0	.000	1-3	.333	0	0	0	0.0	0	0	0	0	0	0	0.5	
Totals		0	01:54	0-0	.000	0-0	.000	1-3	.333	0	0	0	0.0	0	0	0	0	0	1	0.5	

Player Averages

Games Played	Minutes/game	Points/game	FG Pct	3FG Pct	FT Pct	Rebounds/game	Assists/game	Turnovers/game	Assist/Turnover ratio	Steals/game	Blocks/game
2	1.0	0.5	0.0	0.0	33.3	0.0	0.0	0.0	0.0	0.0	0.0

PRODUCTION TRACKER

	This Season	Career
Scored 5+ Points	-	-
Scored 10+ Points	-	-
Made Multiple 3FGs	-	-
Made 3+ 3FGs	-	-
Led Tech in 3FGM	-	-
Shot over 40% from 3	-	-
Played 5+ Minutes	-	-
Had Multiple Assists	-	-
Had Multiple Steals	-	-



CAREER STATS

SEASON	TEAM	GP-GS	MIN/AVG	FG-FGA	FG%	3FG-3FGA	3FG%	FT-FTA	FT%	OFF	DEF	TOT	AVG	PF-FO	A	TO	BLK	STL	PTS	AVG
2023-24	VT	4-0	4/1.0	0-2	.000	0-1	.000	0-3	.000	1	0	1	0.3	0-0	0	0	0	0	0	0.0
2024-25	VT	2-0	2/1.0	0-0	.000	0-0	.000	1-3	.333	0	0	0	0.0	0-0	0	0	0	0	1	0.5
TOTAL		6-0	6/1.0	0-2	.000	0-1	.000	1-6	.167	1	0	1	0.2	0-0	0	0	0	0	1	0.2

10 TYLER JOHNSON

FRESHMAN Guard | 6-5 | 215 | Earth Science Education
Orlando, Florida | Oak Ridge



SEASON/CAREER BESTS

POINTS

Season 16 vs. USC Upstate (11/8/24)
Career 16 vs. USC Upstate (11/8/24)

REBOUNDS

Season 10 vs. Winthrop (11/11/24)
Career 10 vs. Winthrop (11/11/24)

ASSISTS

Season 5 vs. N.C. A&T (12/12/24)
Career 5 vs. N.C. A&T (12/12/24)

BLOCKS

Season 1 (2x), last vs. Winthrop (11/11/24)
Career 1 (2x), last vs. Winthrop (11/11/24)

STEALS

Season 1 (7x), last vs. Miami (1/4/25)
Career 1 (7x), last vs. Miami (1/4/25)

MINUTES

Season 29 vs. Miami (1/4/25)
Career 29 vs. Miami (1/4/25)

FIELD GOALS MADE

Season 5 vs. USC Upstate (11/8/24)
Career 5 vs. USC Upstate (11/8/24)

FIELD GOALS ATTEMPTED

Season 8 vs. Delaware State (11/4/24)
Career 8 vs. Delaware State (11/4/24)

3-PT. FIELD GOALS MADE

Season 1 (4x), last vs. Miami (1/4/25)
Career 1 (4x), last vs. Miami (1/4/25)

3-PT. FIELD GOALS ATTEMPTED

Season 2 (5x), last vs. Miami (1/4/25)
Career 2 (5x), last vs. Miami (1/4/25)

FREE THROWS MADE

Season 6 vs. USC Upstate (11/8/24)
Career 6 vs. USC Upstate (11/8/24)

FREE THROWS ATTEMPTED

Season 7 vs. USC Upstate (11/8/24)
Career 7 vs. USC Upstate (11/8/24)

CAREER STATS

- Mike Young called him a “hard-rocking man” who plays hard and is a “fierce offensive rebounder.”
- Four-year letterwinner at Oak Ridge where he was coached by Steve Reece.
- All-Metro and Orlando Sentinel All-Central Florida first team as a junior.
- Coached by Steve Reece and Sean Campbell while playing on the EYBL circuit with the Florida Rebels.
- Consensus three-star recruit.
- Rated the 189th-best prospect in the 2024 class on 247Sports.
- Recognized as the 17th-best player in the state of Florida and the 36th best at his position nationally, according to 247Sports.
- Chose Tech over FAU, Texas State and Hofstra.

2024-25 GAME-BY-GAME STATS

Opponent	Date	GS	MIN	Total		3-Pointers		Free throws		Rebounds				PF	A	TO	BLK	STL	PTS	AVG	
				FG-FGA	PCT	3FG-3FGA	PCT	FT-FTA	PCT	OFF	DEF	TOT	AVG								
Delaware St.	11/04/2024		24:33	4-8	.500	0-2	.000	0-3	.000	2	4	6	6.0	3	1	2	1	1	8	8.0	
USC Upstate	11/08/2024		21:28	5-7	.714	0-1	.000	6-7	.857	1	3	4	5.0	1	1	0	0	0	16	12.0	
Winthrop	11/11/2024		20:20	2-7	.286	0-1	.000	0-0	.000	6	4	10	6.7	2	0	4	1	1	4	9.3	
vs Penn St.	11/15/2024		25:28	1-2	.500	0-1	.000	2-2	1.000	2	4	6	6.5	3	0	3	0	0	4	8.0	
Jacksonville	11/20/2024	*	19:48	1-5	.200	0-1	.000	1-1	1.000	1	0	1	5.4	0	2	0	0	1	3	7.0	
vs Michigan	11/25/2024	*	21:02	1-6	.167	0-2	.000	0-0	.000	3	3	6	5.5	2	1	1	0	0	2	6.2	
vs South Carolina	11/27/2024	*	17:51	2-5	.400	0-0	.000	0-0	.000	0	1	1	4.9	1	1	1	0	0	4	5.9	
Vanderbilt	12/04/2024	*	20:13	2-7	.286	0-1	.000	4-6	.667	4	1	5	4.9	3	0	1	0	1	8	6.1	
Pittsburgh	12/07/2024	*	21:19	3-3	1.000	1-1	1.000	1-1	1.000	0	6	6	5.0	2	0	4	0	0	8	6.3	
N.C. A&T	12/12/2024	*	22:35	3-7	.429	1-2	.500	0-0	.000	3	5	8	5.3	3	5	2	0	0	7	6.4	
Navy	12/15/2024	*	18:50	2-4	.500	1-2	.500	2-2	1.000	0	3	3	5.1	3	1	1	0	1	7	6.5	
vs Saint Joseph's	12/21/2024	*	12:11	0-1	.000	0-0	.000	0-0	.000	0	4	4	5.0	0	0	1	0	1	0	5.9	
at Duke	12/31/2024	*	14:58	0-2	.000	0-0	.000	0-0	.000	0	2	2	4.8	1	1	1	0	0	0	5.5	
Miami (FL)	01/04/2025	*	28:46	2-6	.333	1-2	.500	2-2	1.000	1	3	4	4.7	4	3	0	0	1	7	5.6	
Totals			10	289:22	28-70	.400	4-16	.250	18-24	.750	23	43	66	4.7	28	16	21	2	7	78	5.6

Player Averages

Games Played	Minutes/game	Points/game	FG Pct	3FG Pct	FT Pct	Rebounds/game	Assists/game	Turnovers/game	Assist/Turnover ratio	Steals/game	Blocks/game
14	20.7	5.6	40.0	25.0	75.0	4.7	1.1	1.5	0.8	0.5	0.1

PRODUCTION TRACKER

	This Season
Scored 10+ Points	1
Scored 20+ Points	-
Led Tech in Scoring	-
Had 10+ Rebounds	1
Led Tech in Rebounding	2
Had a Double-Double	-
Shot over 50% from the floor	5
Made 3+ 3FGs	-
Shot 5+ Free Throws	2



SEASON	TEAM	GP-GS	MIN/AVG	FG-FGA	FG%	3FG-3FGA	3FG%	FT-FTA	FT%	OFF	DEF	TOT	AVG	PF-FO	A	TO	BLK	STL	PTS	AVG
2024-25	VT	14-10	289/20.7	28-70	.400	4-16	.250	18-24	.750	23	43	66	4.7	28-0	16	21	2	7	78	5.6
TOTAL		14-10	289/20.7	28-70	.400	4-16	.250	18-24	.750	23	43	66	4.7	28-0	16	21	2	7	78	5.6

11 BEN HAMMOND

FRESHMAN Guard | 5-11 | 170 | Sports Media and Analytics
Fairfax, Virginia | Paul VI



SEASON/CAREER BESTS

POINTS

Season 17 vs. N.C. A&T (12/12/24)
Career 17 vs. N.C. A&T (12/12/24)

REBOUNDS

Season 4 (2x), last vs. Miami (1/4/25)
Career 4 (2x), last vs. Miami (1/4/25)

ASSISTS

Season 8 vs. Miami (1/4/25)
Career 8 vs. Miami (1/4/25)

BLOCKS

Season -
Career -

STEALS

Season 5 vs. N.C. A&T (12/12/24)
Career 5 vs. N.C. A&T (12/12/24)

MINUTES

Season 31 vs. Miami (1/4/25)
Career 31 vs. Miami (1/4/25)

FIELD GOALS MADE

Season 6 vs. N.C. A&T (12/12/24)
Career 6 vs. N.C. A&T (12/12/24)

FIELD GOALS ATTEMPTED

Season 6 (4x), last vs. St. Joseph's (12/21/24)
Career 6 (4x), last vs. St. Joseph's (12/21/24)

3-PT. FIELD GOALS MADE

Season 3 vs. N.C. A&T (12/12/24)
Career 3 vs. N.C. A&T (12/12/24)

3-PT. FIELD GOALS ATTEMPTED

Season 3 (2x), last vs. N.C. A&T (12/12/24)
Career 3 (2x), last vs. N.C. A&T (12/12/24)

FREE THROWS MADE

Season 5 vs. Michigan (11/25/24)
Career 5 vs. Michigan (11/25/24)

FREE THROWS ATTEMPTED

Season 6 vs. Michigan (11/25/24)
Career 6 vs. Michigan (11/25/24)

CAREER STATS

SEASON	TEAM	GP-GS	MIN/AVG	FG-FGA	FG%	3FG-3FGA	3FG%	FT-FTA	FT%	OFF	DEF	TOT	AVG	PF-FO	A	TO	BLK	STL	PTS	AVG
2024-25	VT	14-3	235/16.8	22-53	.415	8-16	.500	18-23	.783	2	19	21	1.5	23-0	31	24	0	16	70	5.0
TOTAL		14-3	235/16.8	22-53	.415	8-16	.500	18-23	.783	2	19	21	1.5	23-0	31	24	0	16	70	5.0

- Previously signed with Rhode Island in fall 2023; reopened his recruitment on April 16, 2024 and chose the Hokies less than two weeks later.
- Point guard for Paul VI, which finished the 2023-24 season 35-3 and ranked No. 2 in the country by ESPN.
- Earned First-Team All-Met honors in March after averaging 14 points, 6.7 assists, 4.5 rebounds and 3.4 steals per game as a senior.
- Eclipsed 1,000 career points and became PVI's all-time winningest player after guiding the Panthers to their fourth straight VISAA state title and his second WCAC title.
- Played for Team Takeover on the Nike EYBL circuit; joins former Tech star Erick Green, who led the nation in scoring in 2013, with ties to Paul VI and Team Takeover.
- Consensus three-star prospect and a top-10 player in Virginia.
- Chose the Hokies over Tennessee.
- David Jackson, the Hokies' strength and conditioning coach, calls him Mighty Mouse because despite his small stature, he is jacked and lightning quick.
- Father served in the army for 23 years and retired as a Lt. Colonel.

2024-25 GAME-BY-GAME STATS

Opponent	Date	GS	MIN	Total		3-Pointers		Free throws		Rebounds				PF	A	TO	BLK	STL	PTS	AVG
				FG-FGA	PCT	3FG-3FGA	PCT	FT-FTA	PCT	OFF	DEF	TOT	AVG							
Delaware St.	11/04/2024		08:50	0-2	.000	0-2	.000	0-0	.000	0	1	1	1.0	2	2	1	0	1	0	0.0
USC Upstate	11/08/2024		13:53	2-4	.500	0-1	.000	0-0	.000	0	2	2	1.5	2	2	0	0	1	4	2.0
Winthrop	11/11/2024		18:33	1-4	.250	1-3	.333	3-4	.750	0	0	0	1.0	1	1	0	0	2	6	3.3
vs Penn St.	11/15/2024		16:30	2-4	.500	0-0	.000	0-1	.000	0	0	0	0.8	4	1	4	0	1	4	3.5
Jacksonville	11/20/2024		08:17	0-1	.000	0-0	.000	1-2	.500	0	1	1	0.8	0	0	2	0	0	1	3.0
vs Michigan	11/25/2024		18:58	1-6	.167	1-1	1.000	5-6	.833	0	1	1	0.8	2	3	0	0	1	8	3.8
vs South Carolina	11/27/2024		15:04	0-4	.000	0-1	.000	0-0	.000	0	2	2	1.0	0	1	1	0	1	0	3.3
Vanderbilt	12/04/2024		13:55	0-3	.000	0-1	.000	1-2	.500	0	1	1	1.0	2	0	3	0	0	1	3.0
Pittsburgh	12/07/2024		06:26	0-0	.000	0-0	.000	0-0	.000	0	1	1	1.0	1	1	1	0	0	0	2.7
N.C. A&T	12/12/2024		23:04	6-6	1.000	3-3	1.000	2-2	1.000	0	1	1	1.0	3	4	3	0	5	17	4.1
Navy	12/15/2024		20:51	4-6	.667	1-1	1.000	2-2	1.000	0	1	1	1.0	0	3	1	0	2	11	4.7
vs Saint Joseph's	12/21/2024	*	17:52	3-6	.500	1-2	.500	4-4	1.000	1	1	2	1.1	3	2	2	0	0	11	5.3
at Duke	12/31/2024	*	21:53	1-3	.333	0-0	.000	0-0	.000	1	3	4	1.3	1	3	3	0	0	2	5.0
Miami (FL)	01/04/2025	*	31:12	2-4	.500	1-1	1.000	0-0	.000	0	4	4	1.5	2	8	3	0	2	5	5.0
Totals			3 235:18	22-53	.415	8-16	.500	18-23	.783	2	19	21	1.5	23	31	24	0	16	70	5.0

Player Averages

Games Played	Minutes/game	Points/game	FG Pct	3FG Pct	FT Pct	Rebounds/game	Assists/game	Turnovers/game	Assist/Turnover ratio	Steals/game	Blocks/game
14	16.8	5.0	41.5	50.0	78.3	1.5	2.2	1.7	1.3	1.1	0.0

PRODUCTION TRACKER

	This Season
Scored 10+ Points	3
Led Tech in Scoring	2
Made Multiple 3FGs	1
Had Multiple Assists	8
Had 5+ Assists	1
Led Tech in Assists	2
Shot over 50% from the floor	6
Had Multiple Steals	4
Led Tech in Steals	5



13 BEN BURNHAM

SENIOR Forward | 6-7 | 220 | Psychology
Fort Mill, South Carolina | College of Charleston



SEASON/CAREER BESTS

POINTS

Season 17 vs. Navy (12/15/24)
Career 25 vs. Stony Brook (2/25/23)

REBOUNDS

Season 9 vs. N.C. A&T (12/12/24)
Career 13 at Hofstra (2/28/22)

ASSISTS

Season 4 vs. Vanderbilt (12/4/24)
Career 4 (2x), last vs. Vanderbilt (12/4/24)

BLOCKS

Season 2 vs. N.C. A&T (12/12/24)
Career 2 (10x), last vs. N.C. A&T (12/12/24)

STEALS

Season 2 (2x), last vs. Miami (1/4/25)
Career 3 (3x), last vs. The Citadel (12/14/23)

MINUTES

Season 30 vs. Pitt (12/7/24)
Career 35 vs. Presbyterian (12/12/21)

FIELD GOALS MADE

Season 7 vs. Navy (12/15/24)
Career 10 vs. Stony Brook (2/25/23)

FIELD GOALS ATTEMPTED

Season 9 (3x), last vs. Navy (12/15/24)
Career 19 vs. Wyoming (11/17/23)

3-PT. FIELD GOALS MADE

Season 3 vs. St. Joseph's (12/21/24)
Career 4 (2x), last vs. William & Mary (2/3/24)

3-PT. FIELD GOALS ATTEMPTED

Season 5 (3x), last vs. N.C. A&T (12/12/24)
Career 10 vs. Wyoming (11/17/23)

FREE THROWS MADE

Season 2 (3x), last vs. Jacksonville (11/20/24)
Career 6 (2x), last vs. Alabama (3/22/24)

FREE THROWS ATTEMPTED

Season 3 vs. Jacksonville (11/20/24)
Career 8 (3x), last vs. Alabama (3/22/24)

CAREER STATS

SEASON	TEAM	GP-GS	MIN/AVG	FG-FGA	FG%	3FG-3FGA	3FG%	FT-FTA	FT%	OFF	DEF	TOT	AVG	PF-FO	A	TO	BLK	STL	PTS	AVG
2021-22	CC	32-26	630/19.7	97-205	.473	23-71	.324	28-43	.651	47	91	138	4.3	57-0	27	37	15	22	245	7.7
2022-23	CC	35-0	588/16.8	116-219	.530	41-92	.446	36-50	.720	38	90	128	3.7	57-0	19	36	12	12	309	8.8
2023-24	CC	35-35	771/22.0	157-338	.464	46-125	.368	57-82	.695	59	100	159	4.5	55-1	31	34	17	30	417	11.9
2024-25	VT	14-0	274/19.6	36-83	.434	15-34	.441	10-13	.769	19	30	49	3.5	25-1	14	11	3	8	97	6.9
TOTAL FOR VT		14-0	274/19.6	36-83	.434	15-34	.441	10-13	.769	19	30	49	3.5	25-1	14	11	3	8	97	6.9
TOTAL		116-61	2263/19.5	406-845	.480	125-322	.388	131-188	.697	163	311	474	4.1	194-2	91	118	47	72	1068	9.2

- When asked to describe Ben Burnham in one word, Mike Young said: "tough." He's not afraid to embrace physicality.
- Advanced to the 2024 NCAA tournament following a 82-79 overtime win against Stony Brook in the CAA title game.
- Averaged 11.9 points per game as a junior at College of Charleston.
- Scored 19 points against Alabama in the NCAA first round game.
- 6-foot-7 forward who starred at Carmel Christian School in Charlotte, N.C.
- Recorded two monster triple-double performances as a senior with 22 points, 16 rebounds and 10 blocks versus Victory Christian on Jan. 26 and 23 points, 23 rebounds and 10 blocks against Charlotte Christian in the state 4A playoffs.
- A two-time NCISAA all-state selection.
- Chose Tech over Florida State, Ole Miss and South Carolina.
- Has a good sense of humor. When asked what fans should know about him, he said, "I love food, so if anyone wants to take me out to lunch, let me know."
- Burnham was a skateboarder back in the day.

Last name pronounced: burn-UM

2024-25 GAME-BY-GAME STATS

Opponent	Date	GS	MIN	Total		3-Pointers		Free throws		Rebounds				PF	A	TO	BLK	STL	PTS	AVG
				FG-FGA	PCT	3FG-3FGA	PCT	FT-FTA	PCT	OFF	DEF	TOT	AVG							
Delaware St.	11/04/2024		17:25	0-3	.000	0-1	.000	2-2	1.000	2	2	4	4.0	2	0	1	0	0	2	2.0
USC Upstate	11/08/2024		16:01	0-2	.000	0-0	.000	1-2	.500	3	2	5	4.5	2	0	1	0	0	1	1.5
Winthrop	11/11/2024		10:44	1-3	.333	0-1	.000	0-0	.000	0	2	2	3.7	1	0	0	0	0	2	1.7
vs Penn St.	11/15/2024		11:45	2-3	.667	2-2	1.000	2-2	1.000	1	2	3	3.5	5	2	1	0	0	8	3.3
Jacksonville	11/20/2024		18:11	2-8	.250	0-2	.000	2-3	.667	1	4	5	3.8	0	3	0	0	1	6	3.8
vs Michigan	11/25/2024		22:44	2-6	.333	0-0	.000	1-2	.500	2	2	4	3.8	2	0	0	0	0	5	4.0
vs South Carolina	11/27/2024		22:18	3-5	.600	2-2	1.000	0-0	.000	0	1	1	3.4	2	0	3	1	1	8	4.6
Vanderbilt	12/04/2024		22:48	4-9	.444	1-5	.200	1-1	1.000	3	3	6	3.8	2	4	1	0	1	10	5.3
Pittsburgh	12/07/2024		29:42	2-9	.222	1-5	.200	0-0	.000	2	3	5	3.9	2	1	2	0	0	5	5.2
N.C. A&T	12/12/2024		21:38	3-7	.429	2-5	.400	0-0	.000	4	5	9	4.4	3	2	2	2	2	8	5.5
Navy	12/15/2024		21:43	7-9	.778	2-3	.667	1-1	1.000	1	0	1	4.1	3	1	0	0	0	17	6.5
vs Saint Joseph's	12/21/2024		26:34	4-7	.571	3-3	1.000	0-0	.000	0	2	2	3.9	0	0	0	0	1	11	6.9
at Duke	12/31/2024		17:46	4-7	.571	1-3	.333	0-0	.000	0	0	0	3.6	0	1	0	0	0	9	7.1
Miami (FL)	01/04/2025		15:11	2-5	.400	1-2	.500	0-0	.000	0	2	2	3.5	1	0	0	0	2	5	6.9
Totals			0 274:30	36-83	.434	15-34	.441	10-13	.769	19	30	49	3.5	25	14	11	3	8	97	6.9

Player Averages

Games Played	Minutes/game	Points/game	FG Pct	3FG Pct	FT Pct	Rebounds/game	Assists/game	Turnovers/game	Assist/Turnover ratio	Steals/game	Blocks/game
14	19.6	6.9	43.4	44.1	76.9	3.5	1.0	0.8	1.3	0.6	0.2

PRODUCTION TRACKER

	This Season	Career
Scored 10+ Points	3	50
Scored 20+ Points	-	5
Led Tech in Scoring	2	2
Had 10+ Rebounds	-	3
Led Tech in Rebounding	1	1
Had a Double-Double	-	-
Shot over 50% from the floor	5	62
Made 3+ 3FGs	1	13
Shot 5+ Free Throws	-	5



21 RYAN JONES JR.

FRESHMAN Forward | 6-8 | 240 | Graphic Design
Gainesville, Florida | The Rock School



SEASON/CAREER BESTS

POINTS

Season 4 vs. Delaware State (11/4/24)
Career 4 vs. Delaware State (11/4/24)

REBOUNDS

Season 1 (2x), last vs. St. Joseph's (12/21/24)
Career 1 (2x), last vs. St. Joseph's (12/21/24)

ASSISTS

Season -
Career -

BLOCKS

Season -
Career -

STEALS

Season -
Career -

MINUTES

Season 4 vs. N.C. A&T (12/12/24)
Career 4 vs. N.C. A&T (12/12/24)

FIELD GOALS MADE

Season 2 vs. Delaware State (11/4/24)
Career 2 vs. Delaware State (11/4/24)

FIELD GOALS ATTEMPTED

Season 2 (2x), last vs. N.C. A&T (12/12/24)
Career 2 (2x), last vs. N.C. A&T (12/12/24)

3-PT. FIELD GOALS MADE

Season -
Career -

3-PT. FIELD GOALS ATTEMPTED

Season 2 vs. N.C. A&T (12/12/24)
Career 2 vs. N.C. A&T (12/12/24)

FREE THROWS MADE

Season -
Career -

FREE THROWS ATTEMPTED

Season -
Career -

- Strong in his faith of Jesus Christ; attends numerous FCA events as a campus student leader.
- Five-year letterwinner at The Rock School where he was coached by Justin Harden.
- Offensive player of the year as a sophomore and SIAA first team as a junior.
- Played AAU with Judah Nation.
- Won a gold medal with Team USA at the 2021 FIBA Americas U16 Championship.
- Consensus four-star recruit.
- Rated the 69th-best prospect in the 2024 class on 247Sports.
- Recognized as the 12th-best player in the state of Florida and the 12th-best center nationally, according to 247Sports.
- Chose Tech over Florida.
- Hidden talent is drawing.

2024-25 GAME-BY-GAME STATS

Opponent	Date	GS	MIN	Total		3-Pointers		Free throws		Rebounds				PF				STL				PTS	AVG
				FG-FGA	PCT	3FG-3FGA	PCT	FT-FTA	PCT	OFF	DEF	TOT	AVG	A	TO	BLK	STL						
Delaware St.	11/04/2024		01:48	2-2	1.000	0-0	.000	0-0	.000	1	0	1	1.0	0	0	0	0	0	4	4.0			
USC Upstate	11/08/2024		00:55	0-0	.000	0-0	.000	0-0	.000	0	0	0	0.5	0	0	0	0	0	0	2.0			
vs Penn St.	11/15/2024		02:44	1-1	1.000	0-0	.000	0-0	.000	0	0	0	0.3	1	0	0	0	0	2	2.0			
N.C. A&T	12/12/2024		03:53	0-2	.000	0-2	.000	0-0	.000	0	0	0	0.3	2	0	0	0	0	0	1.5			
vs Saint Joseph's	12/21/2024		01:06	0-0	.000	0-0	.000	0-0	.000	0	1	1	0.4	0	0	0	0	0	0	1.2			
Totals		0	10:26	3-5	.600	0-2	.000	0-0	.000	1	1	2	0.4	3	0	0	0	0	6	1.2			

Player Averages

Games Played	Minutes/game	Points/game	FG Pct	3FG Pct	FT Pct	Rebounds/game	Assists/game	Turnovers/game	Assist/Turnover ratio	Steals/game	Blocks/game
5	2.1	1.2	60.0	0.0	0.0	0.4	0.0	0.0	0.0	0.0	0.0

PRODUCTION TRACKER

	This Season
Scored 10+ Points	-
Made Multiple 3FGs	-
Had 10+ Rebounds	-
Had Multiple Blocks	-
Led Tech in Blocks	-
Had Multiple Steals	-
Shot over 50% from the floor	2
Shot 5+ Free Throws	-
Had Multiple Dunks	-



CAREER STATS

SEASON	TEAM	GP-GS	MIN/AVG	FG-FGA	FG%	3FG-3FGA	3FG%	FT-FTA	FT%	OFF	DEF	TOT	AVG	PF-FO	A	TO	BLK	STL	PTS	AVG
2024-25	VT	5-0	10/2.1	3-5	.600	0-2	.000	0-0	.000	1	1	2	0.4	3-0	0	0	0	0	6	1.2
TOTAL		5-0	10/2.1	3-5	.600	0-2	.000	0-0	.000	1	1	2	0.4	3-0	0	0	0	0	6	1.2

22 CONNOR SERVEN

GRADUATE STUDENT Forward | 6-8 | 225 | Agricultural and Life Sciences
Prairie City, Illinois | Eastern Michigan



SEASON/CAREER BESTS

POINTS

Season -
Career 15 vs. Kent State (1/6/24)

REBOUNDS

Season 1 (2x), last vs. N.C. A&T (12/12/24)
Career 10 at Buffalo (2/20/24)

ASSISTS

Season -
Career 3 (3x), last at Central Mich. (3/8/24)

BLOCKS

Season 1 vs. N.C. A&T (12/12/24)
Career 3 at Central Michigan (3/8/24)

STEALS

Season -
Career 3 at Central Michigan (3/8/24)

MINUTES

Season 3 at Duke (12/31/24)
Career 42 at Central Michigan (3/8/24)

FIELD GOALS MADE

Season -
Career 5 (2x), last at Akron (3/5/24)

FIELD GOALS ATTEMPTED

Season -
Career 10 vs. Kent State (1/6/24)

3-PT. FIELD GOALS MADE

Season -
Career 2 at Buffalo (2/20/24)

3-PT. FIELD GOALS ATTEMPTED

Season -
Career 5 at Central Michigan (3/8/24)

FREE THROWS MADE

Season -
Career 5 vs. Kent State (1/6/24)

FREE THROWS ATTEMPTED

Season -
Career 5 (2x), last vs. Buffalo (1/27/24)

- Averaged 3.3 points and 3.1 rebounds in 31 games played at Eastern Michigan.
- Connected on 43.5% (40-92) of his field-goal attempts at EMU.
- Dialed up a career-high 15 points on 5 of 10 shooting vs. Kent State on Jan. 6, 2024.
- Notched three double-figure scoring games for the Eagles in 2023-24.
- Played three seasons for the Fighting Illini under head coach Brad Underwood.
- Appeared in 18 games during his time in Champaign, scoring three points and collecting seven rebounds.
- Member of three NCAA tournament teams, including two squads that advanced to the NCAA Second Round in both 2022 and 2023.
- Graduated from St. Rita High School and played under head coach Roshawn Russel

Last name pronounced: sir-VEN

2024-25 GAME-BY-GAME STATS

Opponent	Date	GS	MIN	Total		3-Pointers		Free throws		Rebounds				PF				PTS	AVG		
				FG-FGA	PCT	3FG-3FGA	PCT	FT-FTA	PCT	OFF	DEF	TOT	AVG	A	TO	BLK	STL				
Delaware St.	11/04/2024		01:18	0-0	.000	0-0	.000	0-0	.000	0	0	0	0.0	0	0	0	0	0	0	0	0.0
USC Upstate	11/08/2024		00:55	0-0	.000	0-0	.000	0-0	.000	0	0	0	0.0	0	0	0	0	0	0	0	0.0
vs Penn St.	11/15/2024		02:26	0-0	.000	0-0	.000	0-0	.000	0	0	0	0.0	0	0	0	0	0	0	0	0.0
vs South Carolina	11/27/2024		02:29	0-0	.000	0-0	.000	0-0	.000	0	1	1	0.3	0	0	0	0	0	0	0	0.0
N.C. A&T	12/12/2024		02:24	0-0	.000	0-0	.000	0-0	.000	0	1	1	0.4	0	0	0	1	0	0	0	0.0
vs Saint Joseph's	12/21/2024		01:06	0-0	.000	0-0	.000	0-0	.000	0	0	0	0.3	0	0	0	0	0	0	0	0.0
at Duke	12/31/2024		02:35	0-0	.000	0-0	.000	0-0	.000	0	0	0	0.3	0	0	0	0	0	0	0	0.0
Totals		0	13:13	0-0	.000	0-0	.000	0-0	.000	0	2	2	0.3	0	0	0	1	0	0	0	0.0

Player Averages

Games Played	Minutes/game	Points/game	FG Pct	3FG Pct	FT Pct	Rebounds/game	Assists/game	Turnovers/game	Assist/Turnover ratio	Steals/game	Blocks/game
7	1.9	0.0	0.0	0.0	0.0	0.3	0.0	0.0	0.0	0.0	0.1

PRODUCTION TRACKER

	This Season	Career
Scored 10+ Points	-	3
Had 10+ Rebounds	-	1
Had Multiple Blocks	-	5
Led Tech in Blocks	-	-
Had Multiple Steals	-	3
Shot over 50% from the floor	-	14
Played 10+ Minutes	-	19
Shot 5+ Free Throws	-	2
Made Multiple 3FGs	-	1



CAREER STATS

SEASON	TEAM	GP-GS	MIN/AVG	FG-FGA	FG%	3FG-3FGA	3FG%	FT-FTA	FT%	OFF	DEF	TOT	AVG	PF-FO	A	TO	BLK	STL	PTS	AVG
2020-21	Illini	7-0	13/1.8	1-1	1.000	0-0	.000	0-0	.000	1	1	2	0.3	2-0	0	1	0	0	2	0.3
2021-22	Illini	6-0	11/1.9	0-1	.000	0-1	.000	0-0	.000	0	1	1	0.2	0-0	0	0	0	0	0	0.0
2022-23	Illini	5-0	19/3.9	0-1	.000	0-1	.000	1-2	.500	1	3	4	0.8	2-0	0	2	0	1	1	0.2
2023-24	EMU	31-13	556/17.9	40-93	.430	8-32	.250	14-29	.483	26	71	97	3.1	36-0	19	14	14	20	102	3.3
2024-25	VT	7-0	13/1.9	0-0	.000	0-0	.000	0-0	.000	0	2	2	0.3	0-0	0	0	1	0	0	0.0
TOTAL FOR VT		7-0	13/1.9	0-0	.000	0-0	.000	0-0	.000	0	2	2	0.3	0-0	0	0	1	0	0	0.0
TOTAL		56-13	612/10.9	41-96	.427	8-34	.235	15-31	.484	28	78	106	1.9	40-0	19	17	15	21	105	1.9

34 MYLYJAEI POTEAT

GRADUATE STUDENT Forward | 6-9 | 260 | Sociology
Reidsville, North Carolina | Rice



SEASON/CAREER BESTS

POINTS

Season 25 vs. Miami (1/4/25)
Career 25 vs. Miami (1/4/25)

REBOUNDS

Season 8 vs. Jacksonville (11/20/24)
Career 11 vs. Ohio (3/19/22)

ASSISTS

Season 5 vs. Delaware State (11/4/24)
Career 5 vs. Delaware State (11/4/24)

BLOCKS

Season 2 vs. Delaware State (11/4/24)
Career 2 (3x), last vs. Del. State (11/4/24)

STEALS

Season 2 vs. Miami (1/4/25)
Career 2 (3x), last vs. Miami (1/4/25)

MINUTES

Season 30 (2x), last vs. Miami (1/4/25)
Career 30 (2x), last vs. Miami (1/4/25)

FIELD GOALS MADE

Season 10 vs. Miami (1/4/25)
Career 10 vs. Miami (1/4/25)

FIELD GOALS ATTEMPTED

Season 16 vs. Miami (1/4/25)
Career 16 vs. Miami (1/4/25)

3-PT. FIELD GOALS MADE

Season -
Career -

3-PT. FIELD GOALS ATTEMPTED

Season 1 vs. Winthrop (11/11/24)
Career 1 (2x), last vs. Winthrop (11/11/24)

FREE THROWS MADE

Season 7 (2x), last vs. Penn State (11/15/24)
Career 9 at Louisiana Tech (1/27/22)

FREE THROWS ATTEMPTED

Season 9 (2x), last vs. Penn State (11/15/24)
Career 10 at Louisiana Tech (1/27/22)

CAREER STATS

SEASON	TEAM	GP-GS	MIN/AVG	FG-FGA	FG%	3FG-3FGA	3FG%	FT-FTA	FT%	OFF	DEF	TOT	AVG	PF-FO	A	TO	BLK	STL	PTS	AVG
2020-21	Rice	13-0	131/10.1	19-29	.655	0-1	.000	20-25	.800	11	24	35	2.7	25-0	6	15	4	3	58	4.5
2021-22	Rice	33-3	454/13.8	93-150	.620	0-0	.000	67-99	.677	58	79	137	4.2	67-1	12	40	8	4	253	7.7
2022-23	VT	34-0	297/8.7	34-53	.642	0-0	.000	49-66	.742	28	39	67	2.0	49-0	10	16	5	5	117	3.4
2023-24	VT	34-1	494/14.5	85-132	.644	0-0	.000	49-73	.671	48	71	119	3.5	65-1	24	29	8	9	219	6.4
2024-25	VT	14-14	304/21.7	50-96	.521	0-1	.000	52-72	.722	27	31	58	4.1	33-0	16	22	2	3	152	10.9
TOTAL FOR VT		82-15	1095/13.4	169-281	.601	0-1	.000	150-211	.711	103	141	244	3.0	147-1	50	67	15	17	488	6.0
TOTAL		128-18	1680/13.1	281-460	.611	0-2	.000	237-335	.707	172	244	416	3.3	239-2	68	122	27	24	799	6.2

- Has drawn high praise from Coach Young since arriving in Blacksburg – credits his footwork and hands.
- Going into his fifth season in the best shape he's ever been.
- Dialed up a career-high-tying 18 points in Tech's 91-67 win over Georgia Tech in 2023-24.
- All-ACC Academic Team honoree in 2022-23 and 2023-24.
- Finished with a 64.2% field-goal percentage in his first season in Blacksburg.
- Tallied 311 career points and 172 career rebounds at Rice.
- Averaged 6.8 points and 3.7 rebounds per game for his career as an Owl.
- Recorded a pair of double-doubles in 2021-22.
- Connected on 70.2% (87-124) of his attempts from the floor in two seasons at Rice.
- One of five players to play all 33 games for the Owls in 2021-22.
- His 62.0 field-goal percentage was the seventh-highest in a season in program history in 2021-22.
- Reached double-figure scoring 14 times in 2021-22, leading the Owls in scoring and rebounding five times.

Name pronounced: muh-LIE-juhl POH-teet

2024-25 GAME-BY-GAME STATS

Opponent	Date	GS	MIN	Total		3-Pointers		Free throws		Rebounds				PF	A	TO	BLK	STL	PTS	AVG	
				FG-FGA	PCT	3FG-3FGA	PCT	FT-FTA	PCT	OFF	DEF	TOT	AVG								
Delaware St.	11/04/2024	*	22:58	5-7	.714	0-0	.000	4-7	.571	2	3	5	5.0	3	5	1	2	0	14	14.0	
USC Upstate	11/08/2024	*	27:11	6-8	.750	0-0	.000	7-9	.778	2	3	5	5.0	3	1	2	0	0	19	16.5	
Winthrop	11/11/2024	*	25:22	1-7	.143	0-1	.000	3-4	.750	1	2	3	4.3	4	2	0	0	0	5	12.7	
vs Penn St.	11/15/2024	*	23:27	4-8	.500	0-0	.000	7-9	.778	0	2	2	3.8	1	2	4	0	0	15	13.3	
Jacksonville	11/20/2024	*	23:24	5-8	.625	0-0	.000	5-8	.625	6	2	8	4.6	2	3	2	0	0	15	13.6	
vs Michigan	11/25/2024	*	23:11	2-3	.667	0-0	.000	4-6	.667	3	4	7	5.0	2	0	4	0	0	8	12.7	
vs South Carolina	11/27/2024	*	22:12	0-4	.000	0-0	.000	1-2	.500	1	6	7	5.3	4	1	2	0	0	1	11.0	
Vanderbilt	12/04/2024	*	29:51	5-10	.500	0-0	.000	4-4	1.000	3	4	7	5.5	1	0	2	0	0	14	11.4	
Pittsburgh	12/07/2024	*	18:04	1-2	.500	0-0	.000	1-2	.500	2	2	4	5.3	2	0	2	0	1	3	10.4	
N.C. A&T	12/12/2024	*	14:34	4-7	.571	0-0	.000	3-4	.750	1	0	1	4.9	3	0	0	0	0	11	10.5	
Navy	12/15/2024	*	18:37	4-6	.667	0-0	.000	4-6	.667	1	1	2	4.6	3	1	1	0	0	12	10.6	
vs Saint Joseph's	12/21/2024	*	08:24	1-4	.250	0-0	.000	2-2	1.000	2	0	2	4.4	1	0	0	0	0	4	10.1	
at Duke	12/31/2024	*	17:17	2-6	.333	0-0	.000	2-2	1.000	0	2	2	4.2	3	1	2	0	0	6	9.8	
Miami (FL)	01/04/2025	*	29:38	10-16	.625	0-0	.000	5-7	.714	3	0	3	4.1	1	0	0	0	0	2	10.9	
Totals			14	304:10	50-96	.521	0-1	.000	52-72	.722	27	31	58	4.1	33	16	22	2	3	152	10.9

Player Averages

Games Played	Minutes/game	Points/game	FG Pct	3FG Pct	FT Pct	Rebounds/game	Assists/game	Turnovers/game	Assist/Turnover ratio	Steals/game	Blocks/game
14	21.7	10.9	52.1	0.0	72.2	4.1	1.1	1.6	0.7	0.2	0.1

PRODUCTION TRACKER

	This Season	Career
Scored 10+ Points	8	31
Had 10+ Rebounds	-	2
Had Multiple Blocks	1	3
Led Tech in Blocks	1	6
Had Multiple Steals	1	3
Shot over 50% from the floor	10	81
Had a Double-Double	-	-
Shot 5+ Free Throws	7	23
Had Multiple Dunks	3	10



COMBINED TEAM STATS

Game Records

Record	Overall	Home	Away	Neutral
ALL GAMES	6-8	6-3	0-1	0-4
CONFERENCE	1-2	1-1	0-1	0-0
NON-CONFERENCE	5-6	5-2	0-0	0-4

Score by Periods

Team	1st	2nd	OT	TOT
Virginia Tech	491	505	0	996
Opponents	470	559	0	1029

Team Box Score

No.	Player				Total		3-Point		F-Throw		Rebounds											
		GP-GS	MIN	AVG	FG-FGA	FG%	3FG-3FGA	3FG%	FT-FTA	FT%	OFF	DEF	TOT	AVG	PF	DQ	A	TO	BLK	STL	PTS	AVG
1	LAWAL, Tobi	14-14	348:08	24.9	57-91	.626	9-22	.409	46-62	.742	33	48	81	5.8	33	0	10	33	10	11	169	12.1
34	POTEAT, Mylyjael	14-14	304:10	21.7	50-96	.521	0-1	.000	52-72	.722	27	31	58	4.1	33	0	16	22	2	3	152	10.9
2	SCHUTT, Jaden	14-14	395:10	28.2	40-111	.360	32-90	.356	11-15	.733	1	41	42	3.0	36	1	28	14	1	13	123	8.8
7	RECHSTEINER, Brandon	14-11	337:54	24.1	39-106	.368	16-58	.276	7-10	.700	4	13	17	1.2	22	0	48	34	0	10	101	7.2
13	BURNHAM, Ben	14-0	274:30	19.6	36-83	.434	15-34	.441	10-13	.769	19	30	49	3.5	25	1	14	11	3	8	97	6.9
3	YOUNG, Jaydon	14-4	302:51	21.6	30-96	.313	19-60	.317	12-14	.857	0	24	24	1.7	20	0	18	14	0	5	91	6.5
10	JOHNSON, Tyler	14-10	289:22	20.7	28-70	.400	4-16	.250	18-24	.750	23	43	66	4.7	28	0	16	21	2	7	78	5.6
11	HAMMOND, Ben	14-3	235:18	16.8	22-53	.415	8-16	.500	18-23	.783	2	19	21	1.5	23	0	31	24	0	16	70	5.0
5	WESSLER, Patrick	14-0	149:41	10.7	27-43	.628	0-0	.000	14-19	.737	14	27	41	2.9	22	0	2	7	4	3	68	4.9
4	BROWN JR., Rodney	9-0	135:31	15.1	15-35	.429	9-21	.429	1-2	.500	0	17	17	1.9	7	0	17	8	1	3	40	4.4
21	JONES JR., Ryan	5-0	10:26	2.1	3-5	.600	0-2	.000	0-0	.000	1	1	2	0.4	3	0	0	0	0	0	6	1.2
9	VENABLE, Conner	2-0	01:54	1.0	0-0	.000	0-0	.000	1-3	.333	0	0	0	0.0	0	0	0	0	0	0	1	0.5
22	SERVEN, Connor	7-0	13:13	1.9	0-0	.000	0-0	.000	0-0	.000	0	2	2	0.3	0	0	0	0	1	0	0	0.0
8	CARR, Peter	2-0	01:54	1.0	0-0	.000	0-0	.000	0-0	.000	0	0	0	0.0	1	0	0	0	0	0	0	0.0
Team											33	20	53					9				
Total		14	2800		347-789	.440	112-320	.350	190-257	.739	157	316	473	33.8	253	2	200	197	24	79	996	71.1
Opponents		14	2800		361-783	.461	116-354	.328	191-255	.749	131	298	429	30.6	220	3	197	173	59	100	1029	73.5

Team Statistics

	VT	OPP
Scoring	996	1029
Points per game	71.1	73.5
Scoring margin	-2.4	-
Field goals-att	347-789	361-783
Field goal pct	.440	.461
3 point fg-att	112-320	116-354
3-point FG pct	.350	.328
3-pt FG made per game	8.0	8.3
Free throws-att	190-257	191-255
Free throw pct	.739	.749
F-Throws made per game	13.6	13.6
Rebounds	473	429
Rebounds per game	33.8	30.6
Rebounding margin	+3.1	-
Assists	200	197
Assists per game	14.3	14.1
Turnovers	197	173
Turnovers per game	14.1	12.4
Turnover margin	-1.7	-
Assist/turnover ratio	1.0	1.1
Steals	79	100
Steals per game	5.6	7.1
Blocks	24	59
Blocks per game	1.7	4.2
Winning streak	1	-
Home win streak	3	-
Attendance	51442	9314
Home games-Avg/Game	9-5716	1-9314
Neutral site-Avg/Game	-	4-3554

Team Results

Date	Opponent		Score	Att.
11/04/2024	Delaware St.	W	83-60	4453
11/08/2024	USC Upstate	W	93-74	6327
11/11/2024	Winthrop	W	58-52	4157
11/15/2024	vs Penn St.	L	64-86	4868
11/20/2024	Jacksonville	L	64-74	4441
11/25/2024	vs Michigan	L	63-75	3500
11/27/2024	vs South Carolina	L	60-70	3500
12/04/2024	Vanderbilt	L	64-80	4973
12/07/2024	Pittsburgh	L	59-64	8925
12/12/2024	N.C. A&T	W	95-67	4856
12/15/2024	Navy	W	80-72	4385
12/21/2024	vs Saint Joseph's	L	62-82	2346
12/31/2024	at Duke	L	65-88	9314
01/04/2025	Miami (FL)	W	86-85	8925

COMBINED TEAM STATS (ACC ONLY)

Game Records

Record	Overall	Home	Away	Neutral
ALL GAMES	1-2	1-1	0-1	0-0
CONFERENCE	1-2	1-1	0-1	0-0
NON-CONFERENCE	0-0	0-0	0-0	0-0

Score by Periods

Team	1st	2nd	OT	TOT
Virginia Tech	103	107	0	210
Opponents	104	133	0	237

Team Box Score

No.	Player				Total		3-Point		F-Throw		Rebounds													
		GP-GS	MIN	AVG	FG-FGA	FG%	3FG-3FGA	3FG%	FT-FTA	FT%	OFF	DEF	TOT	AVG	PF	DQ	A	TO	BLK	STL	PTS	AVG		
1	LAWAL, Tobi	3-3	79:35	26.5	21-29	.724	4-7	.571	11-14	.786	6	9	15	5.0	7	0	7	7	0	2	57	19.0		
34	POTEAT, Mylyjael	3-3	64:59	21.7	13-24	.542	0-0	.000	8-11	.727	5	4	9	3.0	6	0	1	4	0	3	34	11.3		
2	SCHUTT, Jaden	3-3	85:09	28.4	9-26	.346	8-24	.333	0-0	.000	0	6	6	2.0	4	0	7	1	0	1	26	8.7		
13	BURNHAM, Ben	3-0	62:39	20.9	8-21	.381	3-10	.300	0-0	.000	2	5	7	2.3	3	0	2	2	0	2	19	6.3		
4	BROWN JR., Rodney	2-0	44:05	22.0	4-10	.400	3-6	.500	0-0	.000	0	3	3	1.5	2	0	7	3	0	1	11	5.5		
5	WESSLER, Patrick	3-0	28:43	9.6	6-10	.600	0-0	.000	4-6	.667	2	2	4	1.3	9	0	0	2	0	1	16	5.3		
7	RECHSTEINER, Brandon	3-1	60:29	20.2	7-14	.500	2-6	.333	0-0	.000	1	1	2	0.7	2	0	8	7	0	2	16	5.3		
10	JOHNSON, Tyler	3-3	65:03	21.7	5-11	.455	2-3	.667	3-3	1.000	1	11	12	4.0	7	0	4	5	0	1	15	5.0		
3	YOUNG, Jaydon	3-0	47:12	15.7	2-10	.200	2-9	.222	3-3	1.000	0	4	4	1.3	3	0	2	2	0	2	9	3.0		
11	HAMMOND, Ben	3-2	59:31	19.8	3-7	.429	1-1	1.000	0-0	.000	1	8	9	3.0	4	0	12	7	0	2	7	2.3		
22	SERVEN, Connor	1-0	02:35	2.6	0-0	.000	0-0	.000	0-0	.000	0	0	0	0.0	0	0	0	0	0	0	0	0.0		
Team											6	4	10											
Total		3	600		78-162	.481	25-66	.379	29-37	.784	24	57	81	27.0	47	0	50	40	0	17	210	70.0		
Opponents		3	600		87-170	.512	25-74	.338	38-44	.864	26	63	89	29.7	39	0	48	32	15	21	237	79.0		

Team Statistics

	VT	OPP
Scoring	210	237
Points per game	70.0	79.0
Scoring margin	-9.0	-
Field goals-att	78-162	87-170
Field goal pct	.481	.512
3 point fg-att	25-66	25-74
3-point FG pct	.379	.338
3-pt FG made per game	8.3	8.3
Free throws-att	29-37	38-44
Free throw pct	.784	.864
F-Throws made per game	9.7	12.7
Rebounds	81	89
Rebounds per game	27.0	29.7
Rebounding margin	-2.7	-
Assists	50	48
Assists per game	16.7	16.0
Turnovers	40	32
Turnovers per game	13.3	10.7
Turnover margin	-2.7	-
Assist/turnover ratio	1.3	1.5
Steals	17	21
Steals per game	5.7	7.0
Blocks	0	15
Blocks per game	0.0	5.0
Winning streak	1	-
Home win streak	1	-
Attendance	17850	9314
Home games-Avg/Game	2-8925	1-9314
Neutral site-Avg/Game	-	0-0

Team Results

Date	Opponent		Score	Att.
12/07/2024	Pittsburgh	L	59-64	8925
12/31/2024	at Duke	L	65-88	9314
01/04/2025	Miami (FL)	W	86-85	8925

TEAM GAME-BY-GAME

				Total		3-Pointers		Free throws		Rebounds											
Opponent	Date	Score		FG-FGA	PCT	3FG-3FGA	PCT	FT-FTA	PCT	OFF	DEF	TOT	AVG	PF	A	TO	BLK	STL	PTS	AVG	
Delaware St.	11/04/2024	83-60	W	26-55	.473	9-28	.321	22-33	.667	14	27	41	41.0	21	20	16	5	6	83	83.0	
USC Upstate	11/08/2024	93-74	W	31-62	.500	8-21	.381	23-30	.767	12	20	32	36.5	16	14	7	3	3	93	88.0	
Winthrop	11/11/2024	58-52	W	19-57	.333	8-29	.276	12-18	.667	16	27	43	38.7	17	9	13	3	6	58	78.0	
vs Penn St.	11/15/2024	64-86	L	20-45	.444	5-18	.278	19-26	.731	9	25	34	37.5	28	13	24	2	3	64	74.5	
Jacksonville	11/20/2024	64-74	L	23-56	.411	6-18	.333	12-20	.600	12	21	33	36.6	11	16	16	0	5	64	72.4	
vs Michigan	11/25/2024	63-75	L	20-58	.345	4-17	.235	19-24	.792	18	23	41	37.3	20	5	19	0	7	63	70.8	
vs South Carolina	11/27/2024	60-70	L	23-59	.390	8-18	.444	6-9	.667	9	26	35	37.0	20	10	9	2	5	60	69.3	
Vanderbilt	12/04/2024	64-80	L	23-60	.383	8-29	.276	10-13	.769	14	23	37	37.0	16	11	15	1	7	64	68.6	
Pittsburgh	12/07/2024	59-64	L	23-53	.434	8-25	.320	5-7	.714	8	22	30	36.2	17	13	17	0	4	59	67.6	
N.C. A&T	12/12/2024	95-67	W	35-70	.500	14-36	.389	11-16	.688	16	32	48	37.4	24	24	16	5	7	95	70.3	
Navy	12/15/2024	80-72	W	27-51	.529	10-18	.556	16-18	.889	8	12	20	35.8	18	13	10	1	7	80	71.2	
vs Saint Joseph's	12/21/2024	62-82	L	22-54	.407	7-22	.318	11-13	.846	5	23	28	35.2	15	15	12	2	6	62	70.4	
at Duke	12/31/2024	65-88	L	23-50	.460	8-21	.381	11-15	.733	5	17	22	34.2	14	14	12	0	5	65	70.0	
Miami (FL)	01/04/2025	86-85	W	32-59	.542	9-20	.450	13-15	.867	11	18	29	33.8	16	23	11	0	8	86	71.1	
Total		996		347-789	.440	112-320	.350	190-257	.739	157	316	473	33.8	253	200	197	24	79	996	71.1	
Opponents		1029		361-783	.461	116-354	.328	191-255	.749	131	298	429	30.6	220	197	173	59	100	1029	73.5	

Virginia Tech Averages

Games Played	Points/ game	FG Pct	3FG Pct	FT Pct	Rebounds/ game	Assists/ game	Turnovers/ game	Assist/Turnover ratio	Steals/ game	Blocks/ game
14	71.1	44.0	35.0	73.9	33.8	14.3	14.1	1.0	5.6	1.7

OPPONENTS GAME-BY-GAME

			Total		3-Pointers		Free throws		Rebounds											
Opponent	Date	Score		FG-FGA	PCT	3FG-3FGA	PCT	FT-FTA	PCT	OFF	DEF	TOT	AVG	PF	A	TO	BLK	STL	PTS	AVG
Delaware St.	11/04/2024	83-60	W	17-49	.347	3-10	.300	23-30	.767	10	19	29	29.0	23	8	16	1	9	60	60.0
USC Upstate	11/08/2024	93-74	W	28-55	.509	9-21	.429	9-13	.692	5	20	25	27.0	22	15	17	3	3	74	67.0
Winthrop	11/11/2024	58-52	W	20-58	.345	5-32	.156	7-13	.538	11	21	32	28.7	17	8	11	3	2	52	62.0
vs Penn St.	11/15/2024	64-86	L	28-55	.509	8-22	.364	22-30	.733	7	19	26	28.0	22	16	12	3	16	86	68.0
Jacksonville	11/20/2024	64-74	L	31-60	.517	7-25	.280	5-8	.625	9	24	33	29.0	18	17	14	6	8	74	69.2
vs Michigan	11/25/2024	63-75	L	25-62	.403	10-34	.294	15-20	.750	17	21	38	30.5	16	17	15	5	7	75	70.2
vs South Carolina	11/27/2024	60-70	L	23-52	.442	11-32	.344	13-21	.619	9	28	37	31.4	12	13	10	3	4	70	70.1
Vanderbilt	12/04/2024	64-80	L	29-55	.527	9-27	.333	13-18	.722	5	22	27	30.9	11	14	8	6	10	80	71.4
Pittsburgh	12/07/2024	59-64	L	23-56	.411	6-28	.214	12-12	1.000	9	22	31	30.9	11	10	12	5	7	64	70.6
N.C. A&T	12/12/2024	95-67	W	22-58	.379	5-18	.278	18-28	.643	9	21	30	30.8	10	10	13	3	7	67	70.2
Navy	12/15/2024	80-72	W	24-51	.471	9-27	.333	15-16	.938	15	15	30	30.7	16	12	16	3	4	72	70.4
vs Saint Joseph's	12/21/2024	62-82	L	27-58	.466	15-32	.469	13-14	.929	8	25	33	30.9	14	19	9	8	9	82	71.3
at Duke	12/31/2024	65-88	L	31-58	.534	11-29	.379	15-15	1.000	10	25	35	31.2	15	19	9	4	7	88	72.6
Miami (FL)	01/04/2025	86-85	W	33-56	.589	8-17	.471	11-17	.647	7	16	23	30.6	13	19	11	6	7	85	73.5
Total		1029		361-783	.461	116-354	.328	191-255	.749	131	298	429	30.6	220	197	173	59	100	1029	73.5
Virginia Tech		996		347-789	.440	112-320	.350	190-257	.739	157	316	473	33.8	253	200	197	24	79	996	71.1

Opponents Averages

Games Played	Points/game	FG Pct	3FG Pct	FT Pct	Rebounds/game	Assists/game	Turnovers/game	Assist/Turnover ratio	Steals/game	Blocks/game
14	73.5	46.1	32.8	74.9	30.6	14.1	12.4	1.1	7.1	4.2

TEAM CATEGORY LEADERS
Points

##	Player	G	Pts	Pts/G
1	Lawal, Tobi	14	169	12.1
34	Poteat, Mylyjael	14	152	10.9
2	Schutt, Jaden	14	123	8.8
7	Rechsteiner, Brandon	14	101	7.2
13	Burnham, Ben	14	97	6.9
3	Young, Jaydon	14	91	6.5
10	Johnson, Tyler	14	78	5.6
11	Hammond, Ben	14	70	5.0
5	Wessler, Patrick	14	68	4.9
4	Brown Jr., Rodney	9	40	4.4
21	Jones Jr., Ryan	5	6	1.2
9	Venable, Conner	2	1	0.5

Scoring Average

##	Player	G	Pts	Pts/G
1	Lawal, Tobi	14	169	12.1
34	Poteat, Mylyjael	14	152	10.9
2	Schutt, Jaden	14	123	8.8
7	Rechsteiner, Brandon	14	101	7.2
13	Burnham, Ben	14	97	6.9
3	Young, Jaydon	14	91	6.5
10	Johnson, Tyler	14	78	5.6
11	Hammond, Ben	14	70	5.0
5	Wessler, Patrick	14	68	4.9
4	Brown Jr., Rodney	9	40	4.4
21	Jones Jr., Ryan	5	6	1.2
9	Venable, Conner	2	1	0.5

Field Goal Percentage

##	Player	FG	Att	Pct
5	Wessler, Patrick	27	43	.628
1	Lawal, Tobi	57	91	.626
21	Jones Jr., Ryan	3	5	.600
34	Poteat, Mylyjael	50	96	.521
13	Burnham, Ben	36	83	.434
4	Brown Jr., Rodney	15	35	.429
11	Hammond, Ben	22	53	.415
10	Johnson, Tyler	28	70	.400
7	Rechsteiner, Brandon	39	106	.368
2	Schutt, Jaden	40	111	.360
3	Young, Jaydon	30	96	.313

Field Goal Attempts

##	Player	G	Att	Att/G
2	Schutt, Jaden	14	111	7.9
7	Rechsteiner, Brandon	14	106	7.6
34	Poteat, Mylyjael	14	96	6.9
3	Young, Jaydon	14	96	6.9
1	Lawal, Tobi	14	91	6.5

Field Goals Made

##	Player	G	Made	Made/G
1	Lawal, Tobi	14	57	4.1
34	Poteat, Mylyjael	14	50	3.6
2	Schutt, Jaden	14	40	2.9
7	Rechsteiner, Brandon	14	39	2.8
13	Burnham, Ben	14	36	2.6

3-Point FG Percentage

##	Player	3FG	Att	Pct
11	Hammond, Ben	8	16	.500
13	Burnham, Ben	15	34	.441
4	Brown Jr., Rodney	9	21	.429
1	Lawal, Tobi	9	22	.409
2	Schutt, Jaden	32	90	.356
3	Young, Jaydon	19	60	.317
7	Rechsteiner, Brandon	16	58	.276
10	Johnson, Tyler	4	16	.250

3-Point FG Attempts

##	Player	G	Att	Att/G
2	Schutt, Jaden	14	90	6.4
3	Young, Jaydon	14	60	4.3
7	Rechsteiner, Brandon	14	58	4.1
13	Burnham, Ben	14	34	2.4
1	Lawal, Tobi	14	22	1.6

3-Point FG Made

##	Player	G	Made	Made/G
2	Schutt, Jaden	14	32	2.3
3	Young, Jaydon	14	19	1.4
7	Rechsteiner, Brandon	14	16	1.1
13	Burnham, Ben	14	15	1.1
1	Lawal, Tobi	14	9	0.6

TEAM CATEGORY LEADERS
Free Throw Percentage

##	Player	Made	Att	Pct
3	Young, Jaydon	12	14	.857
11	Hammond, Ben	18	23	.783
13	Burnham, Ben	10	13	.769
10	Johnson, Tyler	18	24	.750
1	Lawal, Tobi	46	62	.742
5	Wessler, Patrick	14	19	.737
2	Schutt, Jaden	11	15	.733
34	Poteat, Mylyjael	52	72	.722
7	Rechsteiner, Brandon	7	10	.700
4	Brown Jr., Rodney	1	2	.500
9	Venable, Conner	1	3	.333

Free Throw Attempts

##	Player	G	Att	Att/G
34	Poteat, Mylyjael	14	72	5.1
1	Lawal, Tobi	14	62	4.4
10	Johnson, Tyler	14	24	1.7
11	Hammond, Ben	14	23	1.6
5	Wessler, Patrick	14	19	1.4

Free Throws Made

##	Player	G	Made	Made/G
34	Poteat, Mylyjael	14	52	3.7
1	Lawal, Tobi	14	46	3.3
10	Johnson, Tyler	14	18	1.3
11	Hammond, Ben	14	18	1.3
5	Wessler, Patrick	14	14	1.0

Rebounds

##	Player	G	Reb	Reb/G
1	Lawal, Tobi	14	81	5.8
10	Johnson, Tyler	14	66	4.7
34	Poteat, Mylyjael	14	58	4.1
13	Burnham, Ben	14	49	3.5
2	Schutt, Jaden	14	42	3.0

Assists

##	Player	G	Ast	Ast/G
7	Rechsteiner, Brandon	14	48	3.4
11	Hammond, Ben	14	31	2.2
2	Schutt, Jaden	14	28	2.0
3	Young, Jaydon	14	18	1.3
4	Brown Jr., Rodney	9	17	1.9

Rebounds Average

##	Player	G	Reb	Reb/G
1	Lawal, Tobi	14	81	5.8
10	Johnson, Tyler	14	66	4.7
34	Poteat, Mylyjael	14	58	4.1
13	Burnham, Ben	14	49	3.5
2	Schutt, Jaden	14	42	3.0

Steals

##	Player	G	Stl	Stl/G
11	Hammond, Ben	14	16	1.1
2	Schutt, Jaden	14	13	0.9
1	Lawal, Tobi	14	11	0.8
7	Rechsteiner, Brandon	14	10	0.7
13	Burnham, Ben	14	8	0.6

Offensive Rebounds

##	Player	G	OReb	OReb/G
1	Lawal, Tobi	14	33	2.4
34	Poteat, Mylyjael	14	27	1.9
10	Johnson, Tyler	14	23	1.6
13	Burnham, Ben	14	19	1.4
5	Wessler, Patrick	14	14	1.0

Blocked Shots

##	Player	G	Blk	Blk/G
1	Lawal, Tobi	14	10	0.7
5	Wessler, Patrick	14	4	0.3
13	Burnham, Ben	14	3	0.2
34	Poteat, Mylyjael	14	2	0.1
10	Johnson, Tyler	14	2	0.1

Defensive Rebounds

##	Player	G	DReb	DReb/G
1	Lawal, Tobi	14	48	3.4
10	Johnson, Tyler	14	43	3.1
2	Schutt, Jaden	14	41	2.9
34	Poteat, Mylyjael	14	31	2.2
13	Burnham, Ben	14	30	2.1

Minutes

##	Player	G	Min	Min/G
2	Schutt, Jaden	14	395	28:14
1	Lawal, Tobi	14	348	24:52
7	Rechsteiner, Brandon	14	338	24:08
34	Poteat, Mylyjael	14	304	21:44
3	Young, Jaydon	14	303	21:38

TEAM CATEGORY LEADERS

Fouls

##	Player	G	PF	PF/G
2	Schutt, Jaden	14	36	2.6
1	Lawal, Tobi	14	33	2.4
34	Poteat, Mylyjael	14	33	2.4
10	Johnson, Tyler	14	28	2.0
13	Burnham, Ben	14	25	1.8

Turnovers

##	Player	G	TO	TO/G
7	Rechsteiner, Brandon	14	34	2.4
1	Lawal, Tobi	14	33	2.4
11	Hammond, Ben	14	24	1.7
34	Poteat, Mylyjael	14	22	1.6
10	Johnson, Tyler	14	21	1.5

Foul Outs

##	Player	G	FO
2	Schutt, Jaden	14	1
13	Burnham, Ben	14	1

TEAM GAME HIGHS
Virginia Tech - Game Highs

POINTS	95		N.C. A&T (12/12/2024)
	93		USC Upstate (11/08/2024)
	86		Miami (FL) (01/04/2025)
	83		Delaware St. (11/04/2024)
	80		Navy (12/15/2024)
FIELD GOALS MADE	35		N.C. A&T (12/12/2024)
	32		Miami (FL) (01/04/2025)
FIELD GOAL ATTEMPTS	70		N.C. A&T (12/12/2024)
	62		USC Upstate (11/08/2024)
FIELD GOAL PERCENTAGE	.542	(32-59)	Miami (FL) (01/04/2025)
	.529	(27-51)	Navy (12/15/2024)
3 PT FG MADE	14		N.C. A&T (12/12/2024)
	10		Navy (12/15/2024)
3 PT FG ATTEMPTS	36		N.C. A&T (12/12/2024)
	29		Vanderbilt (12/04/2024)
	29		Winthrop (11/11/2024)
3 PT FG PERCENTAGE	.556	(10-18)	Navy (12/15/2024)
	.450	(9-20)	Miami (FL) (01/04/2025)
FREE THROWS MADE	23		USC Upstate (11/08/2024)
	22		Delaware St. (11/04/2024)
FREE THROW ATTEMPTS	33		Delaware St. (11/04/2024)
	30		USC Upstate (11/08/2024)
FREE THROW PERCENTAGE	.889	(16-18)	Navy (12/15/2024)
	.867	(13-15)	Miami (FL) (01/04/2025)
REBOUNDS	48		N.C. A&T (12/12/2024)
	43		Winthrop (11/11/2024)
ASSISTS	24		N.C. A&T (12/12/2024)
	23		Miami (FL) (01/04/2025)
STEALS	8		Miami (FL) (01/04/2025)
	7		Navy (12/15/2024)
	7		N.C. A&T (12/12/2024)
	7		Vanderbilt (12/04/2024)
	7		vs Michigan (N) (11/25/2024)
BLOCKED SHOTS	5		N.C. A&T (12/12/2024)
	5		Delaware St. (11/04/2024)
TURNOVERS	24		vs Penn St. (N) (11/15/2024)
	19		vs Michigan (N) (11/25/2024)
FOULS	28		vs Penn St. (N) (11/15/2024)
	24		N.C. A&T (12/12/2024)

OPPONENT GAME HIGHS

Opponent - Game Highs

POINTS	88		at Duke (12/31/2024)
	86		vs Penn St. (N) (11/15/2024)
	85		Miami (FL) (01/04/2025)
	82		vs Saint Joseph's (N) (12/21/2024)
	80		Vanderbilt (12/04/2024)
FIELD GOALS MADE	33		Miami (FL) (01/04/2025)
	31		at Duke (12/31/2024)
	31		Jacksonville (11/20/2024)
FIELD GOAL ATTEMPTS	62		vs Michigan (N) (11/25/2024)
	60		Jacksonville (11/20/2024)
FIELD GOAL PERCENTAGE	.589	(33-56)	Miami (FL) (01/04/2025)
	.534	(31-58)	at Duke (12/31/2024)
3 PT FG MADE	15		vs Saint Joseph's (N) (12/21/2024)
	11		at Duke (12/31/2024)
	11		vs South Carolina (N) (11/27/2024)
3 PT FG ATTEMPTS	34		vs Michigan (N) (11/25/2024)
	32		vs Saint Joseph's (N) (12/21/2024)
	32		vs South Carolina (N) (11/27/2024)
	32		Winthrop (11/11/2024)
3 PT FG PERCENTAGE	.471	(8-17)	Miami (FL) (01/04/2025)
	.469	(15-32)	vs Saint Joseph's (N) (12/21/2024)
FREE THROWS MADE	23		Delaware St. (11/04/2024)
	22		vs Penn St. (N) (11/15/2024)
FREE THROW ATTEMPTS	30		vs Penn St. (N) (11/15/2024)
	30		Delaware St. (11/04/2024)
FREE THROW PERCENTAGE	1.000	(15-15)	at Duke (12/31/2024)
	1.000	(12-12)	Pittsburgh (12/07/2024)
REBOUNDS	38		vs Michigan (N) (11/25/2024)
	37		vs South Carolina (N) (11/27/2024)
ASSISTS	19		Miami (FL) (01/04/2025)
	19		at Duke (12/31/2024)
	19		vs Saint Joseph's (N) (12/21/2024)
STEALS	16		vs Penn St. (N) (11/15/2024)
	10		Vanderbilt (12/04/2024)
BLOCKED SHOTS	8		vs Saint Joseph's (N) (12/21/2024)
	6		Miami (FL) (01/04/2025)
	6		Vanderbilt (12/04/2024)
	6		Jacksonville (11/20/2024)
TURNOVERS	17		USC Upstate (11/08/2024)
	16		Navy (12/15/2024)
	16		Delaware St. (11/04/2024)
FOULS	23		Delaware St. (11/04/2024)
	22		vs Penn St. (N) (11/15/2024)
	22		USC Upstate (11/08/2024)

TEAM GAME LOWS

Virginia Tech - Game Lows

POINTS	58		Winthrop (11/11/2024)
	59		Pittsburgh (12/07/2024)
	60		vs South Carolina (N) (11/27/2024)
	62		vs Saint Joseph's (N) (12/21/2024)
	63		vs Michigan (N) (11/25/2024)
FIELD GOALS MADE	19		Winthrop (11/11/2024)
	20		vs Michigan (N) (11/25/2024)
	20		vs Penn St. (N) (11/15/2024)
FIELD GOAL ATTEMPTS	45		vs Penn St. (N) (11/15/2024)
	50		at Duke (12/31/2024)
FIELD GOAL PERCENTAGE	.333	(19-57)	Winthrop (11/11/2024)
	.345	(20-58)	vs Michigan (N) (11/25/2024)
3 PT FG MADE	4		vs Michigan (N) (11/25/2024)
	5		vs Penn St. (N) (11/15/2024)
3 PT FG ATTEMPTS	17		vs Michigan (N) (11/25/2024)
	18		Navy (12/15/2024)
	18		vs South Carolina (N) (11/27/2024)
	18		Jacksonville (11/20/2024)
	18		vs Penn St. (N) (11/15/2024)
3 PT FG PERCENTAGE	.235	(4-17)	vs Michigan (N) (11/25/2024)
	.276	(8-29)	Vanderbilt (12/04/2024)
	.276	(8-29)	Winthrop (11/11/2024)
FREE THROWS MADE	5		Pittsburgh (12/07/2024)
	6		vs South Carolina (N) (11/27/2024)
FREE THROW ATTEMPTS	7		Pittsburgh (12/07/2024)
	9		vs South Carolina (N) (11/27/2024)
FREE THROW PERCENTAGE	.600	(12-20)	Jacksonville (11/20/2024)
	.667	(22-33)	Delaware St. (11/04/2024)
	.667	(12-18)	Winthrop (11/11/2024)
	.667	(6-9)	vs South Carolina (N) (11/27/2024)
REBOUNDS	20		Navy (12/15/2024)
	22		at Duke (12/31/2024)
ASSISTS	5		vs Michigan (N) (11/25/2024)
	9		Winthrop (11/11/2024)
STEALS	3		vs Penn St. (N) (11/15/2024)
	3		USC Upstate (11/08/2024)
BLOCKED SHOTS	0		Miami (FL) (01/04/2025)
	0		at Duke (12/31/2024)
	0		Pittsburgh (12/07/2024)
	0		vs Michigan (N) (11/25/2024)
	0		Jacksonville (11/20/2024)
TURNOVERS	7		USC Upstate (11/08/2024)
	9		vs South Carolina (N) (11/27/2024)
FOULS	11		Jacksonville (11/20/2024)
	14		at Duke (12/31/2024)

OPPONENT GAME LOWS

Opponent - Game Lows

POINTS	52		Winthrop (11/11/2024)
	60		Delaware St. (11/04/2024)
	64		Pittsburgh (12/07/2024)
	67		N.C. A&T (12/12/2024)
	70		vs South Carolina (N) (11/27/2024)
FIELD GOALS MADE	17		Delaware St. (11/04/2024)
	20		Winthrop (11/11/2024)
FIELD GOAL ATTEMPTS	49		Delaware St. (11/04/2024)
	51		Navy (12/15/2024)
FIELD GOAL PERCENTAGE	.345	(20-58)	Winthrop (11/11/2024)
	.347	(17-49)	Delaware St. (11/04/2024)
3 PT FG MADE	3		Delaware St. (11/04/2024)
	5		N.C. A&T (12/12/2024)
	5		Winthrop (11/11/2024)
3 PT FG ATTEMPTS	10		Delaware St. (11/04/2024)
	17		Miami (FL) (01/04/2025)
3 PT FG PERCENTAGE	.156	(5-32)	Winthrop (11/11/2024)
	.214	(6-28)	Pittsburgh (12/07/2024)
FREE THROWS MADE	5		Jacksonville (11/20/2024)
	7		Winthrop (11/11/2024)
FREE THROW ATTEMPTS	8		Jacksonville (11/20/2024)
	12		Pittsburgh (12/07/2024)
FREE THROW PERCENTAGE	.538	(7-13)	Winthrop (11/11/2024)
	.619	(13-21)	vs South Carolina (N) (11/27/2024)
REBOUNDS	23		Miami (FL) (01/04/2025)
	25		USC Upstate (11/08/2024)
ASSISTS	8		Winthrop (11/11/2024)
	8		Delaware St. (11/04/2024)
STEALS	2		Winthrop (11/11/2024)
	3		USC Upstate (11/08/2024)
BLOCKED SHOTS	1		Delaware St. (11/04/2024)
	3		Navy (12/15/2024)
	3		N.C. A&T (12/12/2024)
	3		vs South Carolina (N) (11/27/2024)
	3		vs Penn St. (N) (11/15/2024)
	3		Winthrop (11/11/2024)
	3		USC Upstate (11/08/2024)
TURNOVERS	8		Vanderbilt (12/04/2024)
	9		at Duke (12/31/2024)
	9		vs Saint Joseph's (N) (12/21/2024)
FOULS	10		N.C. A&T (12/12/2024)
	11		Pittsburgh (12/07/2024)
	11		Vanderbilt (12/04/2024)

VIRGINIA TECH MEN'S BASKETBALL

BOX SCORES

GAME 1: DELAWARE STATE



Official Basketball Box Score - Final
Delaware State at Virginia Tech
 11/04/24 Cassell Coliseum, Blacksburg, Va.
 2024-25 Men's Basketball

Game Time: 8:01 PM
 Game Duration: 2:17
 Attendance: 4,453

Officials: Sean Hull, Leslie Jones, Chandler Burton

Delaware State - 60

Record: 0-1

NO. Name	Min	FG	3P	FT	Rebounds	Fouls	TP	AS	TO	ST	Blocks	+/-
		M-A	M-A	M-A	OR DR TOT	PF	FD				BS BA	
1 Alston Andrews	F 22:37	0-3	0-1	0-0	1 1 2	4 1	0	0	0	0	0	-19
25 Muneer Newton	F 09:05	0-2	0-0	0-0	0 0 0	3 0	0	0	1	1	0	-20
0 Robert Smith	G 22:50	2-9	0-5	1-3	1 3 4	2 3	5	2	4	0	0	-18
3 Martaz Robinson	G 35:37	6-10	2-2	16-17	0 6 6	4 10	30	0	1	1	0	-23
11 Kaseem Watson	G 29:30	4-14	0-0	1-2	2 3 5	0 2	9	1	3	1	0	-24
2 Corey Perkins	31:43	1-5	1-2	5-6	0 3 3	4 4	8	4	2	2	0	-3
24 Raymond Somerville	19:29	1-1	0-0	0-0	0 0 0	3 0	2	1	2	3	0	-12
4 Caleb Surgers	19:30	2-4	0-0	0-2	5 2 7	2 1	4	0	2	0	1	9
13 Kaseem Watson	07:43	1-1	0-0	0-0	0 0 0	0 0	1	0	2	0	1	-5
5 John Clemmons	00:49	0-0	0-0	0-0	0 0 0	0 0	0	0	0	0	0	-4
22 Dean Shepherd	01:07	0-0	0-0	0-0	0 0 0	0 0	0	0	0	0	0	-4
Team					1 1 2			0	0			
Totals		17-49	3-10	23-30	10 19 29	23 21	60	8	16	9	1 5	-23

Technical Fouls: NONE

Virginia Tech - 83

Record: 1-0

NO. Name	Min	FG	3P	FT	Rebounds	Fouls	TP	AS	TO	ST	Blocks	+/-
		M-A	M-A	M-A	OR DR TOT	PF	FD				BS BA	
1 Tobin Lawal	F 27:03	6-9	2-4	9-11	3 5 8	3 6	23	2	5	2	2	20
34 Mylajael Poteat	F 22:58	5-7	0-0	4-7	2 3 5	3 7	14	5	1	0	2	13
2 Jaden Schutt	G 24:12	3-6	3-6	0-0	4 4 3	3 1	9	2	0	1	0	15
3 Jaydon Young	G 26:02	3-10	2-7	5-7	0 3 3	0 3	13	4	2	0	0	18
7 Brandon Rechsteiner	G 30:37	2-6	2-5	0-1	0 1 1	4 1	6	3	2	1	0	23
5 Patrick Wessler	09:28	1-1	0-0	2-2	1 4 5	0 1	4	0	0	0	0	7
13 Ben Burnham	17:25	0-3	0-1	2-2	2 2 4	2 2	2	0	1	0	0	6
10 Tyler Johnson	24:33	4-8	0-2	0-3	2 4 6	3 2	8	1	2	1	1	17
11 Ben Hammond	06:50	0-2	0-2	0-0	0 1 1	2 0	0	2	1	1	0	1
4 Rodney Brown Jr.	04:40	0-1	0-1	0-0	0 0 0	0 0	0	1	0	0	0	-2
21 Ryan Jones Jr.	01:48	2-2	0-0	0-0	1 0 1	0 0	4	0	0	0	0	0
22 Connor Serven	01:18	0-0	0-0	0-0	0 0 0	0 0	0	0	0	0	0	0
6 Peter Carr	00:33	0-0	0-0	0-0	0 0 0	1 0	0	0	0	0	0	-2
9 Connor Venable	00:33	0-0	0-0	0-0	0 0 0	0 0	0	0	0	0	0	-2
Team					3 0 3		0	2				
Totals		26-55	9-28	22-33	14 27 41	21 23	83	20	16	6	5 1	23

Technical Fouls: NONE

	DSU	Hokies
Biggest lead	0 (1 st 20:00)	25 (2 nd 0:33)
Best Scoring Run	8 (1 st 5:50)	8 (1 st 13:10)
Lead Changes	0	0
Times Tied	0	0
Time with Lead	00:00	38:44

Points from Turnovers	DSU	Hokies
Paint	20	32
Second Chance	8	12
Fast Breaks	6	5
Bench	16	18

Period by Period Scoring	1st	2nd	TOT
DSU	32	28	60
Hokies	40	43	83

GAME 2: USC UPSTATE



Official Basketball Box Score - Final
USC Upstate at Virginia Tech
 11/08/24 Cassell Coliseum, Blacksburg, Va.
 2024-25 Men's Basketball

Game Time: 7:02 PM
 Game Duration: 2:08
 Attendance: 6,327

Officials: Clarence Armstrong, Ryan Sassano, Chase Saw

USC Upstate - 74

Record: 1-2

NO. Name	Min	FG	3P	FT	Rebounds	Fouls	TP	AS	TO	ST	Blocks	+/-
		M-A	M-A	M-A	OR DR TOT	PF	FD				BS BA	
10 Daniel Heltterhoff	F 22:09	3-3	1-1	0-0	1 2 3	4 3	7	0	3	0	0	-29
4 Carmelo Adkins	G 36:12	6-7	2-2	4-6	0 4 4	1 4	18	1	0	0	0	-9
5 Mister Dean	G 26:08	9-14	1-3	1-2	3 2 5	3 1	20	0	3	2	2	10
11 Karmani Gregory	G 34:49	6-13	2-3	1-2	0 4 4	0 4	15	8	5	0	0	-20
24 Chico Johnson	G 25:56	1-7	1-5	0-0	1 2 3	2 0	3	1	1	0	0	-23
3 Bri Harris	19:50	1-6	1-5	0-0	0 3 3	2 1	3	5	1	0	0	-4
12 Broylin Garcia	19:15	1-2	0-0	3-3	0 1 1	5 2	5	0	0	4	1	0
0 Andrew McConnell	03:13	0-0	0-0	0-0	0 0 0	0 0	0	0	0	0	0	-1
2 Isaiah Skinner	12:28	1-3	1-2	0-0	0 0 0	5 1	3	0	0	0	0	-23
Team					0 2 2		0	0				
Totals		28-55	9-21	19-13	5 20 25	22 16	74	15	17	3	3 3	-19

Technical Fouls: NONE

Virginia Tech - 83

Record: 2-0

NO. Name	Min	FG	3P	FT	Rebounds	Fouls	TP	AS	TO	ST	Blocks	+/-
		M-A	M-A	M-A	OR DR TOT	PF	FD				BS BA	
1 Tobin Lawal	F 24:35	4-6	0-2	2-2	3 5 8	2 4	10	0	1	0	2	11
34 Mylajael Poteat	F 27:11	6-8	0-0	7-9	2 3 5	3 6	19	1	2	0	0	21
2 Jaden Schutt	G 27:18	3-8	1-4	3-6	1 2 3	3 3	10	4	1	2	0	14
3 Jaydon Young	G 32:04	4-13	4-7	2-2	0 2 2	0 1	14	2	0	0	0	13
7 Brandon Rechsteiner	G 26:07	7-12	3-5	2-2	1 0 1	2 1	19	4	1	0	0	8
13 Ben Burnham	16:01	0-2	0-0	1-2	3 2 5	2 2	1	0	1	0	0	-2
5 Patrick Wessler	08:38	0-1	0-0	0-0	0 0 0	1 1	0	0	1	0	0	6
10 Tyler Johnson	21:28	5-7	0-1	6-7	1 3 4	1 4	16	1	0	0	0	19
11 Ben Hammond	13:53	2-4	0-1	0-0	0 2 2	2 0	4	2	0	1	0	0
10 Rodney Brown Jr.	00:55	0-1	0-0	0-0	0 0 0	0 0	0	0	0	0	0	-2
21 Ryan Jones Jr.	00:55	0-0	0-0	0-0	0 0 0	0 0	0	0	0	0	0	-2
22 Connor Serven	00:55	0-0	0-0	0-0	0 0 0	0 0	0	0	0	0	0	-2
Team					1 1 2		0	0				
Totals		31-62	8-21	23-30	12 20 32	16 22	93	14	7	3	3 3	19

Technical Fouls: NONE

	SCU	Hokies
Biggest lead	14 (1 st 13:26)	21 (2 nd 0:57)
Best Scoring Run	16 (1 st 13:26)	11 (1 st 10:02)
Lead Changes	2	0
Times Tied	2	0
Time with Lead	15:34	22:02

Points from Turnovers	SCU	Hokies
Paint	32	38
Second Chance	7	17
Fast Breaks	5	6
Bench	11	21

Period by Period Scoring	1st	2nd	TOT
SCU	32	42	74
Hokies	37	56	93

GAME 3: WINTHROP



Official Basketball Box Score - Final
Winthrop at Virginia Tech
 11/11/24 Cassell Coliseum, Blacksburg, Va.
 2024-25 Men's Basketball

Game Time: 7:01 PM
 Game Duration: 2:11
 Attendance: 4,157

Officials: Roger Ayers, Justin Porterfield, Trey Shyros

Winthrop - 52

Record: 2-1

NO. Name	Min	FG	3P	FT	Rebounds	Fouls	TP	AS	TO	ST	Blocks	+/-
		M-A	M-A	M-A	OR DR TOT	PF	FD				BS BA	
4 Kelton Tallford	F 29:28	3-4	0-0	3-4	1 2 3	3 3	9	0	2	1	0	-12
12 K.J. Doucet	F 30:20	7-12	3-4	0-2	2 4 6	4 2	17	0	3	0	0	-6
15 Tommy Kamarad	F 17:31	1-3	0-2	0-0	2 0 2	3 2	2	1	1	1	0	-6
11 Kaseen Harrison	G 32:24	8-14	1-5	2-3	0 1 1	3 5	19	2	4	0	0	-7
55 Bryce Baker	G 24:33	0-8	0-0	0-0	1 6 7	1 0	0	2	0	0	0	0
10 Nick Johnson	22:27	0-5	0-3	2-4	0 3 3	2 3	2	2	0	0	1	-2
21 Tai Hamilton	02:57	0-0	0-0	0-0	1 2 3	0 0	0	0	0	0	2	3
3 Paul Jones III	16:30	1-8	1-8	0-0	1 0 1	1 0	3	0	0	0	0	-7
2 Ryan Jolly	10:02	0-2	0-2	0-0	0 0 0	0 0	0	0	1	0	0	-3
1 Isaiah Wilson	06:14	0-0	0-0	0-0	0 1 1	0 0	0	0	0	1	0	1
51 Logan Duncomb	07:35	0-2	0-0	0-0	0 1 1	0 2	0	0	0	0	0	3
Team					3 1 4		0	0				
Totals		20-58	5-32	17-13	11 21 32	17 17	52	8	11	2	3 3	-6

Technical Fouls: NONE

Virginia Tech - 58

Record: 3-0

NO. Name	Min	FG	3P	FT	Rebounds	Fouls	TP	AS	TO	ST	Blocks	+/-
		M-A	M-A	M-A	OR DR TOT	PF	FD				BS BA	
1 Tobin Lawal	F 29:16	3-6	0-2	4-7	4 6 10	2 7	10	0	2	2	2	9
34 Mylajael Poteat	F 25:22	1-7	0-1	3-4	1 2 3	4 5	2	0	0	0	2	3
2 Jaden Schutt	G 27:52	6-11	5-10	0-1	0 2 2	3 5	17	1	2	0	0	-1
3 Jaydon Young	G 32:12	2-11	2-8	0-0	0 3 3	0 0	6	3	2	0	0	-1
7 Brandon Rechsteiner	G 21:28	1-4	0-3	2-2	0 1 1	1 1	4	2	0	1	0	9
13 Ben Burnham	10:44	1-3	0-1	0-0	0 2 2	1 0	2	0	0	0	0	-3
5 Patrick Wessler	14:14	2-4	0-0	0-0	2 4 6	3 0	4	0	1	0	0	2
11 Ben Hammond	18:33	1-4	1-3	3-4	0 0 0	1 2	6	1	0	2	0	-3
10 Tyler Johnson	20:20	2-7	0-1	0-0	6 4 10	2 4	0	4	0	1	1	15
Team					3 3 6		0	2				
Totals		19-57	8-29	12-18	16 27 43	17 17	58	9	13	6	3 3	6

Technical Fouls: NONE

	Eagles	Hokies
Biggest lead	4 (1 st 14:33)	9 (2 nd 3:33)
Best Scoring Run	8 (1 st 0:46)	8 (2 nd 4:58)
Lead Changes	11	0
Times Tied	2	0
Time with Lead	09:31	27:52

Points from Turnovers	Eagles	Hokies
Paint	30	20
Second Chance	8	15
Fast Breaks	5	2
Bench	5	16

VIRGINIA TECH MEN'S BASKETBALL

BOX SCORES

GAME 5: JACKSONVILLE



Official Basketball Box Score - Final
Jacksonville at Virginia Tech
11/20/24 Cassell Coliseum, Blacksburg, Va.
2024-25 Men's Basketball

Game Time: 7:01 PM
Game Duration: 1:58
Attendance: 4,441

Officials: Bert Smith, Lee Cassell, Itoe Aranj

Jacksonville - 74

Record: 3-2

NO.	Name	Min	FG	3P	FT	Rebounds	Fouls	TP	AS	TO	ST	Blocks	+/-
			M-A	M-A	M-A	OR DR TOT	PF FO					BS BA	
0	Stephon Payne III	F 22:39	3-4	0-0	0-0	0 5 5	3 2 2	6	1	6	2	1 0 0	5
9	Kendall Munson	F 07:43	4-4	0-0	1-1	0 0 0	4 1 1	9	0	0	0	0 0 0	17
5	Zach Bell	G 27:13	2-3	1-2	0-0	0 3 3	3 0 0	5	1	2	1	0 0 0	14
8	Jakari Spence	G 27:03	1-7	1-4	2-3	0 2 2	1 4 5	4	0	0	0	0 0 0	3
13	Robert McCray	G 34:56	8-13	0-2	1-2	1 3 4	2 2 17	8	4	4	2	1 0 0	15
16	Zimi Nwokedi	27:16	7-13	4-8	1-2	3 6 9	1 2 19	0	1	1	1	0 0 0	11
1	Chris Arias	23:26	1-4	1-4	0-0	0 3 3	0 0 3	1	0	1	0	0 0 0	2
3	Donovan Rivers	14:26	5-6	0-0	0-0	2 1 3	0 0 10	0	0	0	1	3 0 0	-1
11	Kent Jackson	07:24	0-4	0-3	0-0	0 0 0	1 0 0	1	0	0	0	0 0 0	-4
23	Enrico Borio	07:55	0-2	0-2	0-0	0 1 1	0 0 0	0	1	0	0	0 0 0	-12
Team						3 0 3		0	1				
Totals			31-60	7-25	5-8	9 24 33	18 11	74	17	14	8	6 0 10	

Technical Fouls: NONE

Virginia Tech - 64

Record: 3-2

NO.	Name	Min	FG	3P	FT	Rebounds	Fouls	TP	AS	TO	ST	Blocks	+/-
			M-A	M-A	M-A	OR DR TOT	PF FO					BS BA	
1	Tobi Lawal	F 30:36	6-9	1-1	1-3	1 3 4	2 3 14	1	5	0	0	0 0 -4	
34	Mylijael Poteat	F 23:24	5-8	0-0	5-8	6 2 8	2 5 15	3	2	0	0	2 -15	
2	Jaden Schutt	G 32:11	1-7	1-6	0-0	0 4 4	1 1 3	3	0	2	0	0 -12	
7	Brandon Rechsteiner	G 31:43	4-6	3-5	0-1	1 2 4	2 11 3	3	0	5	1	0 -2	
10	Tyler Johnson	G 19:48	1-5	0-1	1-1	1 0 1	0 2 3	2	0	1	0	1 -2	
11	Ben Hammond	08:17	0-1	0-0	1-2	0 1 1	0 2 1	0	2	0	0	0 -8	
13	Ben Burnham	18:11	2-8	0-2	2-3	1 4 5	0 2 6	3	0	1	0	2 -5	
3	Jaydon Young	28:01	3-9	1-3	2-2	0 1 1	1 1 9	1	1	0	0	1 -6	
5	Patrick Wessler	07:49	1-3	0-0	0-0	2 3 5	1 0 2	0	1	0	0	0 -4	
Team						0 2 2		0	0				
Totals			23-56	6-18	12-20	12 21 33	11 16	64	16	15	0	6 -10	

Technical Fouls: NONE

JU		Hokies		Points from		Turnovers		Period by Period Scoring	
Biggest lead		10 (2 nd 3:15)		11 (1 st 2:20)		Paint		1st 2nd TOT	
Best Scoring Run		8 (2 nd 18:06)		8 (1 st 10:08)		Second Chance		JU 29 45 74	
Lead Changes		10				Fast Breaks		Hokies 39 25 64	
Times Tied		8				Bench			
Time with Lead		14:35		18:35					

GAME 6: MICHIGAN



Official Basketball Box Score - Final
Michigan at Virginia Tech
11/25/24 Suncoast Credit Union Arena, Fort Myers, Fla.
2024-25 Men's Basketball

Game Time: 6:00 PM
Game Duration: 2:10
Attendance: 3,550

Officials:

Michigan - 75

Record: 5-1

NO.	Name	Min	FG	3P	FT	Rebounds	Fouls	TP	AS	TO	ST	Blocks	+/-
			M-A	M-A	M-A	OR DR TOT	PF FO					BS BA	
1	Danny Wolf	F 27:35	1-4	0-2	2-3	5 6 11	3 2 4	4	4	5	2	1 0 4	
50	Vladislav Goldin	C 21:47	3-6	0-0	2-4	2 2 4	3 4 8	2	3	1	3 0 0	11	
3	Tre Donaldson	G 29:26	3-11	2-6	1-2	0 0 0	0 4 9	2	0	1	0 0 0	14	
4	Nimari Burnett	G 20:53	3-7	3-6	0-0	1 1 1	3 1 9	0	0	1	0 0 0	5	
11	Roddy Gayle Jr.	G 30:31	6-13	2-6	6-6	1 3 4	2 4 20	4	3	0	1 0 0	8	
15	Rubin Jones	21:59	3-7	1-5	1-1	0 3 3	0 2 8	3	1	1	0 0 0	3	
24	Sam Walters	11:24	0-3	0-3	0-0	0 1 1	1 0 0	1	0	0	0 0 0	7	
2	L.J. Cason	16:54	3-5	1-3	0-0	1 2 3	3 1 7	1	2	0	0 0 0	2	
42	Will Tschetter	15:53	3-5	1-3	3-4	2 1 3	0 2 10	0	0	1	0 0 0	5	
10	Justin Phippen	02:44	0-1	0-0	0-0	0 0 0	0 0 0	0	0	0	0 0 0	3	
8	Phat Phat Brooks	00:54	0-0	0-0	0-0	0 0 0	1 0 0	0	0	0	0 0 0	-2	
Team						6 2 8		0	1				
Totals			25-62	10-34	15-20	17 21 38	16 20	75	17	15	7	5 0 12	

Technical Fouls: NONE

Virginia Tech - 63

Record: 3-3

NO.	Name	Min	FG	3P	FT	Rebounds	Fouls	TP	AS	TO	ST	Blocks	+/-
			M-A	M-A	M-A	OR DR TOT	PF FO					BS BA	
1	Tobi Lawal	F 27:40	2-3	1-1	9-10	1 2 3	2 5 14	0	3	1	0 1 -11		
34	Mylijael Poteat	F 23:11	2-3	0-0	4-6	3 4 7	2 3 8	0	4	0	0 0 -15		
2	Jaden Schutt	G 30:30	1-7	0-3	0-0	0 2 2	4 1 2	0	3	2	0 0 -15		
7	Brandon Rechsteiner	G 23:42	4-11	0-4	0-0	1 2 3	4 1 8	1	3	2	0 0 -3		
10	Tyler Johnson	G 21:02	1-6	0-2	0-0	3 3 6	2 2 1	1	1	0	0 2 -2		
11	Ben Hammond	18:58	1-6	1-1	5-6	0 1 1	2 3 8	3	0	1	0 1 -9		
3	Jaydon Young	25:48	5-13	2-6	0-0	0 2 1	1 0 12	0	3	1	0 0 -7		
5	Patrick Wessler	06:25	2-3	0-0	0-0	3 1 4	1 0 4	0	0	0	0 0 -4		
13	Ben Burnham	22:44	2-6	0-0	1-2	2 2 4	2 1 5	0	0	0	0 1 -4		
Team						5 4 9		0	2				
Totals			20-58	4-17	19-24	18 23 41	20 16	63	5	19	7	0 5 -12	

Technical Fouls: NONE

	Mich	VT	Points from	Mich	VT	Period by Period Scoring			
Biggest lead	16 (2 nd 2:31)	11 (1 st 10:13)	Turnovers	15	11		1st	2nd	TOT
Best Scoring Run	7 (1 st 8:46)	10 (1 st 13:01)	Paint	28	22				
Lead Changes	6		Second Chance	10	11	Mich	34	41	75
Times Tied	4		Fast Breaks	15	9				
Time with Lead	20:50	16:23	Bench	25	29	VT	33	30	63

GAME 7: SOUTH CAROLINA



Official Basketball Box Score - Final
South Carolina at Virginia Tech
11/27/24 Suncoast Credit Union Arena, Fort Myers, Fla.
2024-25 Men's Basketball

Game Time: 6:00 PM
Game Duration: 2:00
Attendance: 3,500

Officials: Lee Cassell, KB Burdett, Tim Conne

South Carolina - 70

Record: 4-3

NO.	Name	Min	FG	3P	FT	Rebounds	Fouls	TP	AS	TO	ST	Blocks	+/-
			M-A	M-A	M-A	OR DR TOT	PF FO					BS BA	
5	Nick Pringle	F 16:28	1-2	0-0	0-0	1 5 6	3 2 2	2	0	0	0 0 0	5	
10	Myles Stute	F 19:53	1-4	1-4	1-2	1 0 1	1 2 4	1	1	0	0 0 -7		
30	Collin Murray-Boyles	F 32:52	7-12	0-3	2-4	3 5 8	2 8 16	2	4	3	2 1 3		
1	Jacobi Wright	G 29:37	1-5	1-4	4-6	0 3 3	3 3 7	2	1	0	0 0 9		
6	Jamari Thomas	G 25:37	2-7	2-6	3-5	0 1 1	3 3 9	0	1	0	0 0 13		
2	Zachary Davis	27:11	4-8	1-2	3-4	2 5 7	0 2 12	3	2	0	0 0 1	5	
15	Morris Ugusko	24:54	4-7	4-7	0-0	1 2 3	0 0 12	1	0	1	0 0 0	15	
23	Cam Scott	14:53	1-5	0-4	0-0	0 2 2	0 0 2	1	0	0	0 0 -1		
0	Jordan Butler	08:35	2-2	2-2	0-0	0 1 1	0 0 6	1	0	0	0 1 0	8	
Team						1 4 5		0	1				
Totals			23-52	11-32	13-21	9 28 37	12 20	70	13	10	4	3 2 10	

Technical Fouls: NONE

Virginia Tech - 60

Record: 3-4

NO.	Name	Min	FG	3P	FT	Rebounds	Fouls	TP	AS	TO	ST	Blocks	+/-
			M-A	M-A	M-A	OR DR TOT	PF FO					BS BA	
1	Tobi Lawal	F 21:12	4-7	0-1	2-4	2 4 6	4 2 10	0	0	0	0 0 -1	-4	
34	Mylijael Poteat	F 22:12	0-4	0-0	1-2	1 6 7	4 2 1	1	2	0	0 0 -3		
2	Jaden Schutt	G 29:54	3-9	2-4	3-3	0 4 4	1 2 11	2	1	2	0 0 -8		
7	Brandon Rechsteiner	G 30:03	4-13	2-5	0-0	0 3 3	2 3 10	4	1	0	0 0 -8		
10	Tyler Johnson	G 17:51	2-5	0-0	0-0	0 1 1	1 1 4	1	1	0	0 0 -1	-1	
5	Patrick Wessler	10:43	2-3	0-0	0-0	1 0 1	2 0 4	0	0	0	1 1 -8		
3	Jaydon Young	28:14	5-9	2-5	0-0	0 3 3	4 0 12	1	0	0	0 0 -5		
11	Ben Hammond	15:04	0-4	0-1	0-0	0 2 2	0 0 0	1	1	1	0 0 -7		
13	Ben Burnham	22:18	3-5	2-2	0-0	0 1 1	2 2 8	0	3	1	1 0 -7		
22	Connor Serven	02:29	0-0	0-0	0-0	0 1 1	0 0 0	0	0	0	0 0 0	1	
Team						5 1 6		0	0				
Totals			23-59	8-18	6-9	9 26 35	20 12	60	10	9	5	2 3 -10	

Technical Fouls: NONE

BOX SCORES

GAME 13: DUKE



Official Basketball Box Score - Final
Virginia Tech at Duke
12/31/24 Cameron Indoor Stadium, Durham, NC
2024-25 Men's Basketball

Game Time: 4:30 PM
Game Duration: 1:58
Attendance: 3,311

Officials: Bert Smith, A.J. Desai, Eric Lewis

Virginia Tech - 65

Record: 5-8 (0-2)

NO.	Name	Min	FG M-A	3P M-A	FT M-A	Rebounds OR DR TOT	Fouls PF FD	TP	AS	TO	ST	Blocks BS BA	+/-	
1	Tobi Lawal	F 22:16	7-9	3-4	2-4	2 3 5	2 2	19	0	4	0	0	0	-16
34	Mylyjael Poteat	F 17:17	2-6	0-0	2-2	0 2 2	3 1	6	1	2	0	0	2	-17
2	Jaden Schutt	G 23:00	1-6	1-6	0-0	0 1 1	1 0	3	0	0	1	0	0	-18
10	Tyler Johnson	G 14:58	0-2	0-0	0-0	0 2 2	1 1	0	1	1	0	0	1	-17
11	Ben Hammond	G 21:53	1-3	0-0	0-0	1 3 4	1 2	2	3	3	0	0	0	-9
4	Rodney Brown Jr.	G 23:55	3-6	2-3	0-0	0 1 1	2 1	8	4	1	1	0	0	-9
5	Patrick Wessler	18:38	3-5	0-0	4-6	1 1 2	2 4	10	0	0	1	0	0	2
7	Brandon Rechsteiner	18:07	1-3	0-2	0-0	0 0 0	1 1	2	4	1	0	0	0	-14
13	Ben Burnham	17:46	4-7	1-3	0-0	0 0 0	0 1	9	1	0	0	0	1	-18
3	Jaydon Young	19:35	1-3	1-3	3-3	0 2 2	1 2	6	0	0	2	0	0	-2
22	Connor Serven	02:35	0-0	0-0	0-0	0 0 0	0 0	0	0	0	0	0	0	3
Team						1 2 3				0	0			
Totals			23-50	8-21	11-15	5 17 22	14 15	65	14	12	5	0	4	-23

Technical Fouls: NONE

Duke - 88

Record: 11-2 (3-0)

NO.	Name		Min	FG	3P	FT	Rebounds	Fouls	TP	AS	TO	ST	Blocks	+/-
				M-A	M-A	M-A	OR DR TOT	PF FD					BS BA	
2	Cooper Flagg	F 29:58	9-14	2-4	4-4	0 3 3	2 4	24	6	1	4	1	0	30
9	Khaman Maluach	C 14:31	1-2	0-1	0-0	1 3 4	2 0	2	0	2	0	3	0	2
5	Tyrese Proctor	G 29:44	4-9	1-5	4-4	1 1 2	1 4	13	5	0	1	0	0	21
7	Kon Knueppel	G 24:54	4-10	2-7	3-3	0 2 2	2 2	13	0	1	0	0	0	25
14	Sion James	G 25:46	5-7	0-1	0-0	4 7 11	1 1	10	2	2	1	0	0	21
1	Caleb Foster	19:06	0-2	0-0	2-2	0 3 3	2 1	2	2	2	1	0	0	-1
6	Maliq Brown	18:26	1-2	0-0	0-0	1 1 2	1 0	2	1	1	0	0	0	13
3	Isaiah Evans	17:04	4-7	4-7	0-0	0 4 4	0 0	12	2	0	0	0	0	6
18	Mason Gillis	10:25	3-5	2-4	2-2	2 0 2	1 2	10	1	0	0	0	0	-7
21	Patrick Ngongba	06:40	0-0	0-0	0-0	0 0 0	2 0	0	0	0	0	0	0	8
8	Darren Harris	03:26	0-0	0-0	0-0	0 0 0	1 0	0	0	0	0	0	0	-3
Team						1 1 2				0	0			
Totals			31:58	11-29	15-15	10 25 35	15 14	88	19	9	7	4	0	23

Technical Fouls: NONE

	Hokies	Duke							
Biggest lead	2 (1 st 15:44)	28 (2 nd 1:21)	Points from	Hokies	Duke	Period by Period Scoring			
Best Scoring Run	6 (1 st 2:57)	9 (1 st 4:19)	Turnovers	8	18	1st	2nd	TOT	
Lead Changes	8		Paint	22	38	Hokies	27	38	65
Times Tied	4		Second Chance	3	17		Duke	37	51
Time with Lead	04:25	30:41	Fast Breaks	2	8				
			Bench	35	26				

GAME 14: MIAMI



Official Basketball Box Score - Final
Miami at Virginia Tech
01/04/25 Cassell Coliseum, Blacksburg, Va.
2024-25 Men's Basketball

Game Time: 2:01 PM
Game Duration: 2:05
Attendance: 5,022

Officials: Bill Covington Jr., Justin Porterfield, Trey Spivey

Miami - 85

Record: 4-10 (0-3)

NO.	Name	Min	FG M-A	3P M-A	FT M-A	Rebounds OR DR TOT	Fouls PF FD	TP	AS	TO	ST	Blocks BS BA	+/-	
2	Brandon Johnson	F 26:11	3-6	0-2	3-3	2 2 4	2 3	9	3	1	2	2	0	-13
1	Lynn Kidd	C 28:41	3-6	0-0	1-2	3 5 8	2 4	7	0	4	0	1	0	9
0	Matthew Cleveland	G 34:07	7-11	3-5	4-7	1 1 2	0 4	21	3	0	1	2	0	2
3	Jali Bethea	G 25:24	6-9	3-4	0-0	1 0 1	2 0	15	1	2	0	0	0	2
99	Divine Ugochukwu	G 28:06	3-5	0-0	1-2	0 1 1	2 1	7	7	1	1	0	0	-6
10	Paul Djibbet	14:44	3-4	0-0	2-2	0 2 2	2 8	1	2	0	1	0	0	3
5	Jalen Blackmon	13:30	2-3	0-1	0-0	0 1 1	1 0	4	2	1	1	0	0	1
11	A.J. Staton-McCray	06:40	0-4	0-2	0-0	0 0 0	0 0	0	0	0	1	0	0	0
23	Austin Swartz	13:59	5-7	2-3	0-1	0 2 2	1 1	12	1	0	1	0	0	-6
4	Isaiah Johnson-Arigo	08:38	1-1	0-0	0-0	0 1 1	1 1	2	1	0	0	0	0	3
Team						0 1 1				0	0			
Totals			33-56	8-17	11-17	7 16 23	13 16	85	19	11	7	6	0	-1

Technical Fouls: NONE

Virginia Tech - 86

Record: 6-8 (1-2)

NO.	Name	Min	FG M-A	3P M-A	FT M-A	Rebounds OR DR TOT	Fouls PF FD	TP	AS	TO	ST	Blocks BS BA	+/-
1	Tobi Lawal	F 30:13	8-10	0-1	6-6	2 4 6	2 5	22	5	3	0	0	1 9
34	Mylyjael Poteat	F 29:38	10-16	0-0	5-7	3 0 3	1 4	25	0	0	2	0	2 -4
2	Jaden Schutt	G 27:14	3-9	3-8	0-0	0 1 1	2 0	9	4	1	0	0	0 4
10	Tyler Johnson	G 28:46	2-6	1-2	2-2	1 3 4	4 1	7	3	0	1	0	1 3
11	Ben Hammond	G 31:12	2-4	1-1	0-0	0 4 4	2 1	5	8	3	2	0	1 1
5	Patrick Wessler	04:58	2-2	0-0	0-0	1 0 1	3 0	4	0	0	0	0	0 0
7	Brandon Rechsteiner	08:48	2-2	2-2	0-0	1 0 1	0 0	6	0	1	1	0	0 0
13	Ben Burnham	15:11	2-5	1-2	0-0	0 2 2	1 2	5	0	0	2	0	0 -3
4	Rodney Brown Jr.	20:10	1-4	1-3	0-0	0 2 2	0 0	3	3	2	0	0	1 -2
3	Jaydon Young	03:51	0-1	0-1	0-0	0 1 1	1 0	0	0	1	0	0	0 -3
Team						3 1 4			0	0			
Totals			32-59	9-20	13-15	11 18 29	16 13	86	23	11	8	0	6 1

Technical Fouls: NONE

	Canes	Hokies				
Biggest lead	7 (2 nd 11:53)	6 (1 st 15:16)	Points from	Canes	Hokies	
Best Scoring Run	8 (1 st 3:22)	6 (1 st 0:59)	Turnovers	14	17	
			Paint	40	42	
Lead Changes	16		Second Chance	9	13	
Times Tied	10		Fast Breaks	14	6	
Time with Lead	21:08	12:40	Bench	26	18	
			Period by Period Scoring			
				1st	2nd	TOT
			Canes	39	46	85
			Hokies	40	46	86

GAME 15: STANFORD

GAME 16: CAL



TOBIN LAVAL
JR. • F • 6-8 • 215
LONDON, ENGLAND
VCU



JADEN SCHUTT
R-SO. • G • 6-5 • 205
YORKVILLE, ILL.
DUKE



JAYDON YOUNG
SO. • G • 6-4 • 205
GOLDSBORO, N.C.
GREENSBORO DAY SCHOOL



RODNEY BROWN JR.
SO. • G • 6-6 • 185
PERRIS, CALIF.
CAL



PATRICK WESSLER
R-SO. • C • 7-0 • 250
MATTHEWS, N.C.
COMBINE ACADEMY



BRANDON RECHSTEINER
SO. • G • 6-1 • 190
ACWORTH, GA.
ETOWAH



PETER CARR
FR. • G • 6-5 • 205
WEST CHESTER, PA.
WEST CHESTER EAST



CONNER VENABLE
SO. • G • 6-3 • 195
WASHINGTON, D.C.
THE HEIGHTS SCHOOL



TYLER JOHNSON
FR. • G • 6-5 • 215
ORLANDO, FLA.
OAK RIDGE



BEN HAMMOND
FR. • G • 5-11 • 170
FAIRFAX, VA.
PAUL VI



BEN BURNHAM
SR. • F • 6-7 • 220
FORT MILL, S.C.
COLLEGE OF CHARLESTON



RYAN JONES JR.
FR. • F • 6-8 • 240
GAINESVILLE, FLA.
THE ROCK SCHOOL



CONNOR SERVEN
GR. • F • 6-8 • 225
PRAIRIE CITY, ILL.
EASTERN MICHIGAN



MYLYJAEEL POTEAT
GR. • F • 6-9 • 260
REIDSVILLE, N.C.
RICE



MIKE YOUNG
HEAD COACH
6TH SEASON



J.D. BYERS
ASSISTANT COACH
2ND SEASON



KEVIN GILTNER
ASSISTANT COACH
6TH SEASON



CHRISTIAN WEBSTER
ASSISTANT COACH
9TH SEASON