

THE MATCHUP

VIRGINIA TECH HOKIES

11-13, 6-7 ACC

Head Coach: Mike Young (Emory & Henry, 1986)
Record at Virginia Tech: 103-79 (6th Season)
Career Record: 402-323 (23rd Season)
vs. Virginia: 5-7 (5-5 at VT)

VS

VIRGINIA CAVALIERS

12-12, 5-8 ACC

Head Coach: Ron Sanchez (SUNY Oneonta, 1996)
Record at Virginia: 12-12 (1st Season)
Career Record: 84-90 (6th Season)
vs. Virginia Tech: 0-1

GAME 25 | VIRGINIA TECH vs. VIRGINIA - 2/15/25 | 2PM | CW | BLACKSBURG, VA. | CASSELL COLISEUM (8,925)



@HokiesMBB

BROADCAST INFORMATION

TV | CW

Thom Brennaman, PxP
Mike Gminski, Analyst

RADIO | VT Sports Network

Zach Mackey, PxP
Mike Burnop, Analyst

VIDEO STREAM

ESPN.com and ESPN app

LIVE STATS

stats.hokiesports.com



@UVMensHoops

PROJECTED STARTERS

Virginia Tech	Ht.	Wt.	Yr.	Hometown	PPG	RPG	Other
G 11 Ben Hammond	5-11	170	Fr.	Fairfax, Va.	5.0	1.6	Career-high 8 assists vs. Miami
G 10 Tyler Johnson	6-5	215	Fr.	Orlando, Fla.	6.5	5.0	11p/12r at Cal; 1st career dbl-dbl
G 2 Jaden Schutt	6-5	205	r-So.	Yorkville, Ill.	9.1	3.0	Team-high 51 3FG made
F 1 Tobi Lawal	6-8	215	Jr.	London, England	12.9	6.9	57.5 FG% (107-186)
C 34 Mylyjael Poteat	6-9	260	Gr.	Reidsville, N.C.	10.0	4.0	Career-high 25p vs. Miami



KEY STORYLINES

THE MATCHUP

- UVA owns a 98-61 advantage in the all-time series, which dates back to Feb. 20, 1915.
- The season series has been split with each team winning on its home court the last three years. However, the Hokies snapped that streak with their 75-74 win in Charlottesville two weeks ago. It was their first win in Charlottesville since 2018. Jaden Schutt erupted for a career-high 18 points and Tobi Lawal added 17 as Tech escaped with a one-point victory. VT connected on 52.4% (11-21) of its 3-point attempts (a program best in Charlottesville).
- The Hokies are 33-24

against UVA in Blacksburg. They have won four straight against the Hoos inside Cassell Coliseum for the first time since 2007-10 when VT also won four straight against its in-state rival. Tech's last loss to UVA in Blacksburg was on Feb. 26, 2020 (56-53).

- The last time the Hokies won five games in a row against the Hoos in Blacksburg was 1956-75 (12 straight).
- The Hokies will be searching for three straight wins against the Cavaliers for the first time since the 2008-09 when they also won three straight – two of those games were decided in overtime.

- Double-digit scoring efforts from four Hokies, led by Lynn Kidd, helped Tech thump UVA, 75-41, in their last meeting in Blacksburg. The 34-point victory was the second-largest margin for the Hokies in the UVA series, only trailing a 35-point win (105-70) on Feb. 18, 1961 in War Memorial Gym.

COMMONWEALTH CLASH

- A half point is up for grabs in the Smithfield Commonwealth Clash. UVA currently leads, 5.5-3.0.
- Tech scored one point each from football and wrestling, and a half point from men's basketball and women's basketball.

2024-25 SCHEDULE

RECORD

11-13

ACC

6-7

NON-CONFERENCE

5-6

HOME

7-6

AWAY

4-3

NEUTRAL

0-4

Date	Opponent	TV	Time/Result
11/4	Delaware State	ACCNX	W, 83-60
11/8	USC Upstate	ACCNX	W, 93-74
11/11	Winthrop	ACCNX	W, 58-52
11/15	Penn State ¹	Peacock	L, 64-86
11/20	Jacksonville ²	ACCNX	L, 64-74
11/25	Michigan ³	FS1	L, 63-75
11/27	South Carolina ³	FS1	L, 60-70

12/4	Vanderbilt ⁴	ACCN	L, 64-80
12/7	#18 Pitt [*]	ESPNU	L, 59-64
12/12	North Carolina A&T	ACCNX	W, 95-67
12/15	Navy	ACCNX	W, 80-72
12/21	Saint Joseph's ⁵	CBSN	L, 62-82
12/31	at #4 Duke [*]	ACCN	L, 65-88

1/4	Miami [*]	ACCN	W, 86-85
1/8	at Stanford [*]	ACCN	L, 59-70
1/11	at Cal [*]	ACCN	W, 71-68
1/15	NC State [*]	ESPNU	W, 79-76
1/18	Wake Forest [*]	ACCN	L, 63-72
1/22	at Georgia Tech [*]	ESPNU	L, 64-71
1/25	Clemson [*]	ACCN	L, 57-72
1/29	at Florida State [*]	ACCN	W, 76-66

2/1	at Virginia [*]	ACCN	W, 75-74
2/5	SMU [*]	ACCN	L, 75-81
2/8	at Notre Dame [*]	CW	W, 65-63
2/15	Virginia [*]	CW	2 PM
2/18	at Boston College [*]	ACCN	9 PM
2/22	at Miami [*]	ACCN	6 PM
2/25	Louisville [*]	ACCN	9 PM

3/1	Syracuse [*]	CW	12 PM
3/4	North Carolina [*]	-	7 PM
3/8	at Clemson [*]	ESPNU	6 PM
3/11-15	ACC Tournament ⁶	-	-

All Times Eastern

^{*} - ACC Game

1 - Hall of Fame Series Baltimore (Baltimore, Md.)

2 - Fort Myers Tip-Off (Blacksburg, Va.)

3 - Fort Myers Tip-Off (Fort Myers, Fla.)

4 - SEC/ACC Challenge (Blacksburg, Va.)

5 - Holiday Hoopfest (Philadelphia, Pa.)

6 - ACC Tournament (Charlotte, N.C.)



CONTACT INFO

Brian Cox | Phone: (540) 250-0624
Email: bcox90@vt.edu
Associate AD, Creative Communications

QUICK FACTS

THE BASICS

University Name: Virginia Tech
Location: Blacksburg, Va.
Founded: 1872
Enrollment: 38,000
President: Dr. Tim Sands
Director of Athletics: Whit Babcock
Nickname: Hokies
Mascot: HokieBird
Colors: Chicago Maroon and Burnt Orange
Affiliation: NCAA Division I
Conference: Atlantic Coast (19th Season)

FACILITY FACTS

CASSELL COLISEUM
Capacity: 8,925
Record in Arena: 670-220 (.753)
First Game: VT vs. Alabama (Jan. 3, 1962)
Largest Crowd: 11,500 (vs. Purdue, Dec. 3, 1966)

TEAM INFORMATION

2023-24 Record: 19-15
Home/Away/Neutral: 15-2-10/2-3
Conference Record: 10-10
Home/Away: 8-2-2-8
Conference Finish: 18th
Conference Tournament: Second Round
Starters Returning/Lost: 0/5
Letterwinners Returning/Lost: 5/9
Newcomers: 9

Total seasons: 117
First season: 1908-09
All-Time Record: 1,567-1,300
All-Time ACC Record: 162-198
All-Time ACC Tournament Record: 15-19
ACC Championship Game Appearances (Titles): 1 (1 - 2022)
NCAA Tournament Appearances (Last): 13 (2022)
All-Time NCAA Record: 8-13



MEDIA INFORMATION

CREDENTIALS

Outlets interested in obtaining credentials to cover Virginia Tech basketball home games must apply for credentials via: media.hokiesports.com/credentials.

You may also email: bcox90@vt.edu.

All credentials for Virginia Tech home games this season will be issued on a single-game basis, and media seating is extremely limited.

INTERVIEW POLICY

During ACC play, Mike Young conducts weekly media press conferences, via Zoom. To request the Zoom link for a particular week, please email Brian Cox (bcox90@vt.edu).

Gamedays: Coach Mike Young and select players will be available to the media following a 10-minute cooling off period after the game. For home games, interviews of Coach Young and players will be conducted in-person in the Cassell Coliseum media center.

Non-Gamedays: All coach and player interview requests need to be arranged through the Virginia Tech Creative Communications Office - contact Brian Cox (c. 540-250-0624; e. bcox90@vt.edu). Players and coaches should not be contacted directly under any circumstances.



2024-25 VIRGINIA TECH NUMERICAL ROSTER

No.	Name	Cl.	Pos.	Ht.	Wt.	Hometown	Previous School
1	Tobi Lawal	Jr.	F	6-8	215	London, England	VCU
2	Jaden Schutt	r-So.	G	6-5	205	Yorkville, Ill.	Duke
3	Jaydon Young	So.	G	6-4	205	Goldsboro, N.C.	Greensboro Day School
4	Rodney Brown Jr.	So.	G	6-6	185	Perris, Calif.	Cal
5	Patrick Wessler	r-So.	C	7-0	250	Matthews, N.C.	Combine Academy
7	Brandon Rechsteiner	So.	G	6-1	190	Acworth, Ga.	Etowah
8	Peter Carr	Fr.	G	6-5	205	West Chester, Pa.	West Chester East
9	Conner Venable	So.	G	6-3	195	Washington, D.C.	The Heights School
10	Tyler Johnson	Fr.	G	6-5	215	Orlando, Fla.	Oak Ridge
11	Ben Hammond	Fr.	G	5-11	170	Fairfax, Va.	Paul VI
13	Ben Burnham	Sr.	F	6-7	220	Fort Mill, S.C.	College of Charleston
21	Ryan Jones Jr.	Fr.	F	6-8	240	Gainesville, Fla.	The Rock School
22	Connor Serven	Gr.	F	6-8	225	Prairie City, Ill.	St. Rita
34	Mylyjael Poteat	Gr.	F	6-9	260	Reidsville, N.C.	Rice

COACHING & SUPPORT STAFF

Head Coach: Mike Young (Emory & Henry, 1986)

Record at VT: 103-79 (6th Year)

Overall Record: 402-323 (23rd Year)

Assistant Coach: J.D. Byers (2nd Year)

Assistant Coach: Kevin Giltner (6th Year)

Assistant Coach: Christian Webster (9th Year)

Chief of Staff: Stephanie Ballein (6th Year)

Special Assistant to the Head Coach: Ace Custis (6th Year)

Recruiting Coordinator: Blake Wetherington (1st Year)

Director of Player Personnel: Eli Atzenhoffer (1st Year)

Strength & Conditioning: David Jackson (17th Year)

Athletic Trainer: Hisham Ziyout (6th Year)

PRONUNCIATION GUIDE

Tobi Lawal	TOE-bee Luh-WOWL
Jaden Schutt	SHOOT
Brandon Rechsteiner	WRECK-stein-er
Mylyjael Poteat	Muh-LIE-juhl POH-teet
Kevin Giltner	GUILT-ner
Stephanie Ballein	BUH-len
Hisham Ziyout	HE-shahm ZEE-yout

ROSTER BY CLASS

Freshmen (4)	Sophomores (6)	Juniors (1)	Seniors (3)
Peter Carr	Rodney Brown Jr.	Tobi Lawal	Ben Burnham
Ben Hammond	Brandon Rechsteiner		Mylyjael Poteat*
Tyler Johnson	Jaden Schutt*		Connor Serven^
Ryan Jones Jr.	Conner Venable		
	Patrick Wessler*		
	Jaydon Young		

* = Redshirt

^ = Graduate Student

SOCIAL



BY THE NUMBERS

4

Tech recorded its **fourth road victory** of the season on Feb. 8 at Notre Dame. With the 65-63 win, the Hokies have recorded their **most road victories** since the 2021-22 season (seven).

46

Mike Young is tied for **46th** nationally among **active head coaches** in **career wins** per the NCAA with 402.

14

Jaden Schutt is averaging **14.0 points per game** in his last four contests, which includes a career-high 18 at Virginia on Feb. 1.

NOTEWORTHY

TOBI ON A TEAR

- Tobi Lawal has five double-doubles on the season, which are the most by a VT player since Lynn Kidd's five from last season. Lawal had four double-doubles a year ago at VCU.
- Lawal became the first Hokie to record back-to-back double-doubles since Justyn Mutts did so in November 2022.
- The London, England native is one of four players to rank in the top 20 in both scoring and rebounding in ACC-only games.

Player	PPG	RPG
Cooper Flagg (Duke)	22.3	6.8
Maxime Raynaud (Stanford)	18.6	10.6
Malique Ewin (FSU)	16.0	8.8
Tobi Lawal (VT)	15.2	7.6

BATTLING BACK

- The Hokies overcame a double-figure deficit for the third time this season when they erased a 14-point margin at Notre Dame on Feb. 8.

Game	Deficit	Result
at Notre Dame	14 (10:18, 1H)	W, 65-63
vs. NC State	15 (18:10, 2H)	W, 79-76
vs. Navy	12 (9:09, 1H)	W, 80-72

CLOSE CALLS GOING OUR WAY

- With Tech's two-point win at Notre Dame, the Hokies improved to 5-0 when the game is decided by 1-3 points this season.

Game	Score (Margin)	Result
at Notre Dame	65-63 (2)	W
at Virginia	75-74 (1)	W
vs. NC State	79-76 (3)	W
at Cal	71-68 (3)	W
vs. Miami	86-85 (1)	W

- "That toughness, that belief and resilience," Ben Burnham said about what it is about this team in close contests. "I think winning close games is hard to do and usually the tougher team comes out on top."

A LOT OF FIRSTS AT UVA

- The Hokies prevailed in Charlottesville for the first time since 2018, behind Jaden Schutt (18 pts.) and Tobi Lawal (17 pts.).
- Tech won back-to-back games against UVA for the first time since 2010.
- It was the first time Tech scored 70-plus in a victory in Charlottesville since Jan. 6, 1968.
- The Hokies logged their best 3-point shooting performance in Charlottesville in

program history on Feb. 1, knocking down 11 of 21 from long range (52.4%).

- Tech attempted 23 free throws – the second-most free-throw attempts in Charlottesville (25 in 2014).
- It was the fourth time VT won by just one point in Charlottesville (2025, 2018, 2008, 1951).

LAWAL = ALL-CONFERENCE PLAYER

- Tobi Lawal's fourth double-double of the season sparked the Hokies to their second road victory of the season, 76-66, at Florida State on Jan. 29. Arguably, Lawal is putting together an All-ACC-type of season.
- "I don't know what an all-conference player looks like if it ain't him," VT assistant coach Kevin Giltner said of Lawal. "Every night he's having big numbers, making big plays, blocking shots, getting steals, just the stuff that you can't teach as coaches. It's all ability and motor, and he's got that. ... I can't say enough good things about him."

TYLER JOHNSON IS FOR REAL

- Behind 11 points and 12 rebounds at Cal, Tyler Johnson became the first VT true freshman to record a double-double in ACC play since Justin Bibbs vs. Syracuse (1/3/15).
- There have been 10 instances of a Hokie true freshman recording a double-double in ACC play; they are listed below.

Date	Player	Opponent
1/28/06	A.D. Vassallo	at Wake Forest
2/20/08	Jeff Allen	at Maryland
2/26/08	Jeff Allen	vs. Boston College
3/9/08	Jeff Allen	at Clemson
3/14/08	Jeff Allen	vs. Miami
1/26/08	JT Thompson	at Boston College
2/16/13	Marshall Wood	at NC State
1/22/14	Trevor Thompson	vs. Wake Forest
1/3/15	Justin Bibbs	vs. Syracuse
1/11/25	Tyler Johnson	at Cal

CASSELL GUARDED

- Virginia Tech boasted a 15-2 record at home last season with its only two losses to Miami (without Hunter Cattoor) and Duke.
- In six seasons under Mike Young, the Hokies are 68-24 (.739) inside Cassell Coliseum.

Season	Home Record	Win %
2024-25	7-6	.538
2023-24	15-2	.882
2022-23	13-4	.765
2021-22	11-4	.733

2020-21	10-2	.833
2019-20	12-6	.667

SCHUTTA GETS HIS SHOT AGAIN

- Prior to the season opener, Tech redshirt sophomore Jaden Schutt last played an in-season college basketball game on March 16, 2023. He played three minutes in Duke's 74-51 victory in the 2023 NCAA first round game vs. Oral Roberts at the Amway Center in Orlando, Fla.
- Nov. 4 vs. Delaware State marked 599 days since Schutt took the floor against Oral Roberts.
- Schutt played in an exhibition on Nov. 1, 2023 against UNC Pembroke, then suffered a pair of injuries (knee and hand) that prompted a redshirt.
- The Yorkville, Ill., native dialed up a career-high 17 points on 6 of 11 shooting in Tech's 58-52 victory over Winthrop.
- "Every time I get up and down the court, just kind of getting more confident," Schutt said. "Every day's just obviously a blessing to go play. Just happy to play basketball."

YOUNG MOVING UP THE RANKS

- Mike Young is in his sixth season in Blacksburg and is fifth in all-time wins at VT.

Name	Seasons	Record
Charles Moir	11 (1976-87)	213-119 (.642)
Seth Greenberg	9 (2003-12)	170-123 (.580)
Chuck Noe	7 (1955-62)	109-51 (.681)
Howie Shannon	7 (1964-71)	104-68 (.605)
Mike Young	6 (2019-pr.)	103-79 (.566)
Bill Foster	6 (1991-97)	101-78 (.564)
Buzz Williams	5 (2014-19)	100-69 (.592)
Don DeVoe	5 (1971-76)	88-45 (.662)

ROSTER FLIP

- The Hokies return just 12.8% of their scoring from a season ago, led by Mylyjael Poteat's 219 points.
- Only five of Tech's 14 players were on the 2023-24 roster: Poteat, Brandon Rechsteiner, Conner Venable, Patrick Wessler and Jaydon Young.
- The Hokies reeled in five from the transfer portal, including two from high major programs: Rodney Brown Jr. (Cal) and Jaden Schutt (Duke). Tobi Lawal (VCU), Ben Burnham (College of Charleston) and Connor Serven (Eastern Michigan) round out the transfer class.

BENNY 1K BUCKETS

- Tech senior Ben Burnham eclipsed 1,000 career points vs. South Carolina. The Fort Mill, S.C., native chose the Hokies over the Gamecocks, Florida State and Ole Miss last spring once he entered the transfer portal out of College of Charleston.
- Burnham had a season-high 18 points on 7 of 10 shooting against Stanford.
- "He plays really, really hard," Mike Young said of Burnham. "... You know exactly what you're going to get. He's ferocious. ... He keeps a lot of things alive and he's a much better athlete than advertised.

5-MAN PROGRESSION

- Virginia Tech has had recent success with developing its centers with the likes of two-time All-ACC pick Keve Aluma and Lynn Kidd, who transferred to Miami in the offseason.
- Now, Mylyjael Poteat steps into the role on the horizon of his third season in Blacksburg.
- Below is a progression chart of Aluma, Kidd and Poteat. Aluma's 2018-19 season was at Wofford, Kidd's 2020-21 season was at Clemson and Poteat's 2020-21 season was at Rice.

Seasons	Player (School)	PPG
2018-19	Keve Aluma (Wofford)	6.9
2021-22	Keve Aluma (VT)	15.8
2020-21	Lynn Kidd (Clemson)	1.1
2023-24	Lynn Kidd (VT)	13.2
2020-21	Mylyjael Poteat (Rice)	4.5
2024-25	Mylyjael Poteat (VT)	10.0

BE LIKE MIKE

- Mike Young will be inducted into Wofford's Athletics Hall of Fame as a member of the 2024 class on Feb. 15.
- A five-member class, he will be joined by a pair of players he coached in Fletcher Magee and Cameron Jackson.
- Young compiled a 299-244 overall record at Wofford, while guiding the Terriers to five NCAA Tournaments.
- In his final season in Spartanburg, S.C., Young steered Wofford to a 30-5 overall record, including a perfect 18-0 mark in SoCon play.

NON-NEGOTIABLES

- Despite everything that's new with the men's basketball program, there are four things Mike Young is adamant won't change for the team this year: being a great teammate, representing Virginia Tech in a class fashion, taking care of the ball and great shot selection.

WELCOME TO THE 400 CLUB

- Mike Young secured career win No. 400 following a 76-66 win at Florida State on Jan. 29, 2025. He became the third active ACC head men's basketball coach to reach the milestone.


Rank	Head Coach	School	Career Wins
1	Leonard Hamilton	Florida State	636
2	Brad Brownell	Clemson	452
3	Mike Young	Virginia Tech	402
4	Jeff Capel III	Pitt	286
5	Andy Enfield	SMU	280

EIGHT STRAIGHT TRIPS TO THE POSTSEASON

- With the Hokies' selection into the 2024 NIT, they have been selected for a postseason tournament in eight consecutive seasons.

Year	Postseason Tournament	Head Coach
2024	NIT	Mike Young
2023	NIT	Mike Young
2022	NCAA	Mike Young
2021	NCAA	Mike Young
2019	NCAA	Buzz Williams
2018	NCAA	Buzz Williams
2017	NCAA	Buzz Williams
2016	NIT	Buzz Williams

- A pretty remarkable turnaround for a program that prior to 2017 had only gone to the NCAA Tournament once (2007) in 20 years. Tech has been to the Big Dance a total of 13 times in program history and 14 times to the NIT.



"HOKIE TRACKS" ↓↓

COMMENTS THAT LEFT AN IMPRESSION

"I love it here. That's why I've stuck around — I believe in Virginia Tech. So to be able to help the team win like that is awesome. That's all I've been working for."

- Patrick Wessler on being more of a contributor this season

"It's like anything else — the more you're a part of it and the more plays you see... I'm not saying the game has begun to slow down for him and [fellow freshman] Tyler Johnson, but 10 games in and those kids have been on the floor a lot. They've seen a lot, they've experienced a lot and they are coming on and it's a lot of fun to see."

- Mike Young on Ben Hammond and Tyler Johnson's early impact

"He is a hard-rocking man. Man, does he play hard. Holy smokes. He's going to be a good one around here for a long time, a fierce offensive rebounder."

- Mike Young on Tyler Johnson

"I just go out there and play hard. Thank God for giving me the body He's given me and the ability He's given me. If the team needs me to just box out the whole game and get rebounds, that's what I'm going to do. If the team needs me to score, that's what I'm going to do. If the team needs me to get blocked shots, that's what I'm going to do. That's what I love about being here and about the coaching staff. They allow me to be versatile."

- Tobi Lawal on using his God-given abilities and his thankfulness for the Virginia Tech coaching staff

TEAM COMPARISON

VT	Stat	UVA
70.0	Points Per Game	64.2
72.6	Opponents Points Per Game	64.7
-2.6	Scoring Margin	-0.5
34.0	Rebounds Per Game	30.7
+2.5	Rebounding Margin	-1.5
.440	FG Percentage	.447
.452	FG Percentage Defense	.427
.358	3FG Percentage	.378
.331	3FG Percentage Defense	.340
7.9	3FG Made Per Game	8.3
.717	FT Percentage	.741
13.2	Assists Per Game	15.3
13.0	Turnovers Per Game	10.4

CORE PILLARS

- The six core pillars of the Virginia Tech men's basketball program are: smart, tough, obsessed, no excuses, every day and skilled.

NAW IN PARIS

- Nickeil Alexander-Walker (2017-19) competed for Team Canada at the 2024 Paris Olympics. The Canadians advanced to the quarterfinals before falling to host France.
- Currently playing for the Minnesota Timberwolves of the NBA, Alexander-Walker became just the second Hokie to qualify for the Olympics in men's basketball (Bimbo Coles, 1988, Seoul, South Korea).

50 SPOT

- Since Mike Young got to Blacksburg, the Hokies are 48-5 in contests shooting 50% or greater - only losses: vs. BYU (11/27/19), vs. Miami (1/26/22), at College of Charleston (11/20/22), at Miami (1/31/23), vs. South Carolina (11/10/23).
- Since the 2010-11 season, Tech is 119-16 when shooting 50% or better.

BYERS BOUGHT IN ON DEFENSIVE END

- J.D. Byers was hired as an assistant coach in April, bringing 13 years of experience at the Division I level with him to Blacksburg. He worked three stints with current Penn State head coach Mike Rhoades, most recently at VCU from 2017 to 2023.
- According to KenPom, VCU ranked 15th in adjusted defensive efficiency in 2022-23. Its three rankings the prior four seasons: seventh, 14th, 45th and seventh. Tech has only posted a top-40 defense five times since joining the ACC in 2004, the last time being 2019-20 under Buzz Williams (No. 20). H/T David Cunningham

GOT TO WIN ON THE ROAD

- In order for the Hokies to return to the NCAA tournament, they must find a way to improve their record away from Cassell Coliseum.
- In each of the last two seasons, Tech has

gone 2-10 in true road games.

- "We've got to do a better job of going away from home, away from the friendly confines of the Cassell, and win games," Mike Young said. "That's a big deal. I think we went 2-8 in the league last year, and that's just not good enough. That's the difference between an NCAA tournament berth and not going to the greatest tournament on Earth."

TIMES ARE CHANGING

- Only four scholarship players return for the Hokies in 2024-25. With the addition of nine newcomers, the new-look roster makes Mike Young think back to his connection with Fork Union Military Academy.
- A 1982 graduate who was inducted into the school's Hall of Fame in 2022, Young played for the late Fletcher Arritt, a member of the Naismith Memorial Basketball Hall of Fame who sent over 400 players on to play at the college level and won 889 career games.
- Young, who visited Arritt often at Fork Union when he was the coach at Wofford, recalled a conversation they had one spring about Arritt having to field a new team every year. Young thought to himself on several occasions, "I would never want to do that."

SHARE THE BASKETBALL

- Year in and year out, Virginia Tech is known as a great passing and facilitating team under Coach Young's direction.
- Three of the past five seasons, Tech has finished among the top-three in the ACC for assists per game.

Season	Assists Per Game	ACC Rank
2023-24	15.1	2
2022-23	15.5	2
2021-22	14.3	6
2020-21	14.2	8
2019-20	14.6	3


- Tech's 15.5 assists per game in 2022-23 were the second-most in program history since joining the ACC, trailing only the 2017-18 team (16.4).

WE DON'T TURN THE BALL OVER HERE

- If one attends a VT men's basketball practice, you are almost guaranteed to hear head coach Mike Young say at some point: "We don't turn the ball over here."
- Over the last six seasons, only one Mike Young team has ranked outside the top 65 in the nation for turnovers per game - the 2023-24 team.

Season	Turnovers Per Game	Rank
2023-24	11.1	T104
2022-23	9.9	12
2021-22	10.9	37
2020-21	11.6	63
2019-20	9.9	4
2018-19	10.9	30

The 2024-25 season marks the 23rd for Mike Young as a head coach.



SPECIALTY STAT TRACKER

Opponent	Off TOs	Paint	2nd Chance	FB	Bench
Delaware State	17	32	12	5	18
USC Upstate	16	38	17	6	21
Winthrop	16	20	15	2	16
vs. Penn State	7	24	10	4	25
Jacksonville	16	32	14	4	18
vs. Michigan	11	22	11	9	29
vs. South Carolina	4	26	8	14	24
Vanderbilt	12	28	11	7	20
Pitt	10	26	11	6	10
North Carolina AGT	22	40	25	15	55
Navy	19	24	10	2	46
vs. Saint Joseph's	8	30	1	6	33
at Duke	8	22	3	2	35
Miami	17	42	13	6	18
at Stanford	16	38	6	2	26
at Cal	2	34	8	5	28
NC State	14	30	22	2	38
Wake Forest	5	24	8	5	27
at Georgia Tech	12	18	8	8	21
Clemson	10	20	12	3	24
at Florida State	11	26	13	11	21
at Virginia	5	24	9	1	22
SMU	7	28	15	0	19
at Notre Dame	10	26	15	2	24
Virginia					
at Boston College					
at Miami					
Louisville					
Syracuse					
North Carolina					
at Clemson					
Total +/-	-85	-56	+42	-58	+154
Season Highs	22	42	25	15	55

FAST BREAK

Tech has registered **two** wins over **top five** programs under head coach Mike Young - most recently an 81-73 win over No. 3 Villanova on Nov. 28, 2020.

SCHOOL RECORDS

INDIVIDUAL

Games Played (Season)	36, by 5 players
Games Started (Season)	36, by 5 players
Games Played (Career)	152, Hunter Cattoor (2019-24)
Games Started (Career)	126, Dell Curry (1982-86); Bobby Beecher (1982-86)
Consecutive Starts	123, Ace Custis (1993-97)
Minutes Played (Game)	55, by 3 players
Minutes Played (Season)	1,300, Malcolm Delaney (2010-11), 34 games
Minutes Played (Highest Season Average)	38.6, Jay Purcell (1991-92), 28 games
Minutes Played (Career)	4,688, Malcolm Delaney (2007-11)
Minutes Played (Highest Career Average)	35.1, Dale Solomon, 1978-82
Points (Overall Game)	52, Allan Bristow vs. George Washington (2-21-73)
Points (ACC Game)	37, Malcolm Delaney vs. Clemson (1-29-09)
Points (ACC Tournament Game)	32, Jalen Hudson vs. Wake Forest (3-10-15)
Points (NCAA Tournament)	29, Glen Combs vs. Indiana (3-17-67)
Points (NIT)	33, A.D. Vasallo vs. Duquesne (3-18-09)
Points (Season)	801, Erick Green (2012-13), 32 games
Points (ACC Season)	469, Erick Green (2012-13), 18 games
Points (Season Average)	26.6, Bimbo Coles (1988-89), 27 games
Points (Double-Figure Games, Season)	34, Dell Curry (1983-84), 35 games
Points (Career)	2,484, Bimbo Coles (1986-90)
Points (Career Average)	23.1, Allan Bristow (1970-73)
Points (Double-Figure Games, Career)	115, Dell Curry (1982-86)
Field Goals Made (Game)	22, Allan Bristow vs. George Washington (2-21-73)
3-Pointers Made (Game)	9, Hunter Cattoor at Florida State (1-29-22); Justin Robinson vs. Syracuse (1-26-19)
Field Goals Made (Season)	305, Dell Curry (1985-86), 30 games
3-Pointers Made (Season)	106, Wally Lancaster (1987-88), 29 games
Field Goals Made (Career)	1,021, Dell Curry (1982-86)
3-Pointers Made (Career)	332, Hunter Cattoor (2019-24)
Free Throws Made (Game)	20, by 3 players
Free Throws Made (Season)	230, Malcolm Delaney (2009-10), 33 games
Free Throws Made (Career)	721, Malcolm Delaney (2007-11)
Rebounds (Game)	36, Chris Smith vs. Washington & Lee (1-9-59)
Rebounds (Season)	495, Chris Smith (1959-60), 26 games
Rebounds (Career)	1,508, Chris Smith (1957-61)
Assists (Game)	12, by 3 players
Assists (Season)	192, Dave Sensibaugh (1975-76), 28 games
Assists (Career)	547, Bimbo Coles (1986-90)
Steals (Game)	8, by 3 players
Steals (Season)	94, Jamon Gordon (2006-07), 34 games
Steals (Career)	295, Dell Curry (1982-86)
Blocks (Game)	9, Roy Brow vs. James Madison (12-6-86); vs. Baptist College (12-12-87)
Blocks (Season)	100, Roy Brow (1987-88), 28 games
Blocks (Career)	251, Roy Brow (1984-88)
TEAM	
Points (Game)	141, vs. Southern Miss (2-6-88)
Points (Season)	2,646, 1987-88, 29 games
Field Goals Made (Game)	52, vs. VMI (2-20-59)
Field Goals Made (Season)	1,058, 1983-84, 35 games
FG Percentage (Game)	.722 (39-54), vs. Syracuse (1-28-76)
FG Percentage (Season)	.517 (1,030-1,993), 1981-82
3-Pointers Made (Game)	21, vs. Delaware State (11-20-19)
3-Pointers Made (Season)	327, 2018-19, 35 games
3FG Percentage (Game)	.720 (18-25), at Florida State (1-29-22)
3FG Percentage (Season)	.403 (290-720), 2016-17
Rebounds (Game)	83, vs. VMI (2-19-61)
Assists (Game)	36, vs. The Citadel (11-12-17)
Steals (Game)	21, at Clemson (2-8-06)
Blocks (Game)	15 (2x), last vs. VMI (12-9-09)

2024-25 HONORS WATCH



Tobi Lawal

Fort Myers Tip-Off

- All-Tournament team

Hunter Cattoor finished first all-time at VT in career 3-pointers made with 332 and career games played with 152. He is now playing professionally for BCM Gravelines-Dunkerque in France.



LIL POPPA PUMP

- Brandon Rechsteiner is the son of Scott Steiner, who enjoyed a sports entertainment career that spanned more than three decades, including time with WWE.
- Scott wrestled at the University of Michigan before moving on to the professional ranks.



PAUL VI TO VT PIPELINE

- Ben Hammond was the point guard for Paul VI, which finished the 2023-24 season 35-3 and ranked No. 2 in the country by ESPN.
- The Fairfax, Va., native played all four years for the Panthers, becoming the program's all-time winningest player after guiding PVI to four VISAA state titles and two WCAC titles.
- He also competed for Team Takeover on the Nike EYBL circuit, joining former Tech star Erick Green as the only Hokies with both Paul VI and Team Takeover ties.
- Green led the nation in scoring during the 2012-13 season, averaging 25 points per game (801 total points) en route to ACC Player of the Year and AP All-America third team honors.

LEADING AT THE BREAK

- Over the last five seasons, Tech is 75-18 when leading at halftime.
- The Hokies are 87-23 in the Mike Young era when up at half.



NATIONAL POLLS

AP Top 25

RK	TEAM	REC	PTS	TREND
1	Auburn (34)	21-2	1479	-
2	Alabama (23)	20-3	1470	↑ 1
3	Duke	20-3	1342	↓ 1
3	Florida (3)	20-3	1342	↑ 3
5	Tennessee (1)	20-4	1315	↓ 1
6	Houston	19-4	1235	↓ 1
7	Purdue	19-5	1142	-
8	Texas A&M	18-5	1065	↑ 2
9	St. John's	21-3	1058	↑ 3
10	Iowa State	18-5	880	↓ 2
11	Michigan State	19-4	868	↓ 2
12	Texas Tech	18-5	778	↑ 1
13	Arizona	17-6	701	↑ 7
14	Memphis	20-4	676	↑ 3
15	Kentucky	16-7	558	↓ 1
16	Wisconsin	19-5	488	↑ 5
17	Kansas	16-7	469	↓ 1
18	Marquette	18-6	442	↓ 7
19	Ole Miss	18-6	415	↑ 6
20	Michigan	18-5	350	↑ 4
21	Missouri	17-6	333	↓ 6
22	Mississippi State	17-6	292	-
23	Clemson	19-5	291	↑ 3
24	Creighton	18-6	198	↑ 2
25	Maryland	18-6	196	↓ 7

Others receiving votes: UCLA 123, UConn 106, Illinois 59, Louisville 53, New Mexico 40, Drake 21, Saint Mary's 20, Utah State 8, George Mason 7, Gonzaga 5

Dropped from rankings: UConn 19, Illinois 23

Coaches Poll

RK	TEAM	REC	PTS	TREND
1	Alabama (15)	20-3	758	↑ 2
2	Auburn (16)	21-2	741	↓ 1
3	Florida	20-3	688	↑ 3
4	Tennessee	20-4	669	-
5	Duke	20-3	665	↓ 3
6	Houston	19-4	639	↓ 1
7	Purdue	19-5	575	-
8	St. John's	21-3	558	↑ 2
9	Texas A&M	18-5	501	↑ 4
10	Iowa State	18-5	482	↓ 2
11	Michigan State	19-4	458	↓ 2
12	Texas Tech	18-5	369	-
13	Arizona	17-6	367	↑ 7
14	Memphis	20-4	357	↑ 1
15	Wisconsin	19-5	284	↑ 4
16	Marquette	18-6	248	↓ 5
17	Michigan	18-5	241	↑ 5
18	Kentucky	16-7	217	↓ 4
19	Clemson	19-5	196	↑ 2
20	Kansas	16-7	186	↓ 3
21	Creighton	18-6	148	↑ 5
22	Missouri	17-6	142	↓ 6
23	Ole Miss	18-6	127	↑ 3
24	UConn	16-7	96	↓ 6
25	Maryland	18-6	87	↓ 1

Others receiving votes: Mississippi State 72, Louisville 57, Saint Mary's 51, UCLA 42, Illinois 19, New Mexico 16, Gonzaga 7, Oregon 5, VCU 2, Utah State 2, Drake 1, Baylor 1, UC San Diego 1

Dropped from rankings: Saint Mary's 23, Illinois 25

TRACKING TECH

	AP	Coaches
Preseason	-	-
11/11	-	-
11/18	-	-
11/25	-	-
12/2	-	-
12/9	-	-
12/16	-	-
12/23	-	-
12/30	-	-
1/6	-	-
1/13	-	-
1/20	-	-
1/27	-	-
2/3	-	-
2/10	-	-
2/17	-	-
2/24	-	-
3/2	-	-
3/9	-	-
3/16	-	-
Final	-	-

Ratings Tracker (through February 12)

ESPN.com BPI	117
KenPom.com	149
Massey	137
NCAA NET Rankings	154

Virginia Tech's "Best" NET Wins:

Florida State	83
Notre Dame	98
Virginia	105
Cal	126
NC State	129

2024-25 RANKING SUMMARY

Statistic	National Rank	Conference Rank	Value	National Leader	Value	Conference Leader	Value
Assist/Turnover Ratio (355 ranked)	264	15	1.01	Gonzaga	2.00	Duke	1.65
Assists Per Game (355 ranked)	220	12	13.2	Cornell	19.5	Duke	16.5
Bench Points per game (355 ranked)	57	2	25.75	Southern U.	39.00	SMU	27.29
Blocks Per Game (355 ranked)	341	17	1.9	Auburn	6.8	Florida St.	5.0
Effective FG pct (355 ranked)	200	11	0.512	Cornell	0.599	Duke	0.565
Fastbreak Points (355 ranked)	346	17	5.29	Milwaukee	17.96	North Carolina	14.12
Field Goal Percentage (355 ranked)	225	14	44.0	Cornell	51.0	SMU	48.3
Field Goal Percentage Defense (355 ranked)	271	14	45.2	Tennessee	36.7	Duke	38.4
Fouls Per Game (355 ranked)	212	15	17.3	Creighton	10.5	Miami (FL)	14.5
Free Throw Attempts Per Game (355 ranked)	228	14	18.3	Winthrop	29.8	Florida St.	23.2
Free Throw Percentage (355 ranked)	185	15	71.7	Wisconsin	84.1	Pittsburgh	79.3
Free Throws Made Per Game (355 ranked)	221	13	13.1	Winthrop	20.2	California	17.1
Rebound Margin (355 ranked)	133	8	2.5	Illinois	11.4	Duke	7.8
Rebounds (Defensive) Per Game (355 ranked)	303	16	23.04	Illinois	31.08	Duke	27.46
Rebounds (Offensive) Per Game (355 ranked)	161	8	10.92	Texas A&M	16.25	California	13.24
Rebounds Per Game (355 ranked)	264	13	33.96	Illinois	44.64	SMU	39.75
Scoring Defense (355 ranked)	208	12	72.6	Houston	57.3	Duke	60.4
Scoring Margin (355 ranked)	291	15	-2.6	Duke	19.6	Duke	19.6
Scoring Offense (355 ranked)	280	16	70.0	Alabama	90.5	SMU	82.8
Steals Per Game (355 ranked)	335	16	5.0	UTEP	10.9	Florida St.	8.1

GAMES STARTED

	Streak	24-25	Career	ACC
Tobi Lawal	24	24	25	13
Jaden Schutt	6	22	22	11
Jaydon Young	-	6	6	2
Rodney Brown Jr.	-	-	-	-
Patrick Wessler	-	-	-	-
Brandon Rechsteiner	-	14	16	4
Peter Carr	-	-	-	-
Conner Venable	-	-	-	-
Tyler Johnson	20	20	20	13
Ben Hammond	7	10	10	9
Ben Burnham	-	-	61	-
Ryan Jones Jr.	-	-	-	-
Connor Serven	-	-	-	-
Mylyjael Poteat	24	24	28	14



NON-CONFERENCE BREAKDOWN

Team	NET	Result
Delaware State	294	W, 83-60
USC Upstate	345	W, 93-74
Winthrop	194	W, 58-52
Penn State	32	L, 64-86
Jacksonville	180	L, 64-74
Michigan	24	L, 63-75
South Carolina	84	L, 60-70
Vanderbilt	38	L, 64-80
North Carolina A&T	326	W, 95-67
Navy	341	W, 80-72
Saint Joseph's	96	L, 62-82



Tech returned to The Palestra for the first time since it went 1-1 in the 2009 Philly Hoop Group Classic. VT is 5-17 all-time in the City of Brotherly Love.



Tobi Lawal is one of the most athletic college basketball players in the country with a 49.5-inch vertical.

SEASON BREAKDOWN

TECH'S RECORD WHEN...

	2024-25
Overall	11-13
ACC	6-7
At home	7-6
On the road	4-3
At neutral sites	0-4
After a win	5-5
After a loss	5-8
In overtime	0-0
vs. ranked opponents	0-2
Winning the opening tip	5-8
Losing the opening tip	6-5
Decided by 1-4 points or OT	5-0
Decided by 5-10 points	3-6
Decided by 11-20 points	1-5
Decided by 21+ points	2-2
Leading at half	8-3
Tied at half	0-1
Trailing at half	3-9
VT shoots 50% or better	6-0
VT shoots 40-49.9%	3-8
VT shoots less than 40%	2-5
VT out-shoots opponent	6-2
Opp. out-shoots VT	4-11
Opp. shoots 40% or better	6-13
Opp. shoots less than 40%	5-0
VT out-rebounds opponent	8-6
Opp. out-rebounds VT	3-6
Rebounds are tied	0-1
VT has more FT attempts	7-4
Opp. has more FT attempts	3-8
VT makes more 3-pointers	9-2
Opp. makes more 3-pointers	2-9
VT wins turnover battle	4-2
Opp. wins turnover battle	5-11
Turnovers are tied	2-0
VT scores 100+	0-0
VT scores 90-99 points	2-0
VT scores 80-89 points	3-0
VT scores 70-79 points	4-1
VT scores 60-69 points	1-9
VT scores 50-59 points	1-3
VT scores < 50 points	0-0
Opp. scores > 99 points	0-0
Opp. scores 90-99 points	0-0
Opp. scores 80-89 points	1-5
Opp. scores 70-79 points	4-7
Opp. scores 60-69 points	5-1
Opp. scores 50-59 points	1-0
Opp. scores < 50 points	0-0
Playing on Monday	2-1
Playing on Tuesday	0-1
Playing on Wednesday	2-6
Playing on Thursday	1-0
Playing on Friday	1-1
Playing on Saturday	4-4
Playing on Sunday	1-0
In November	3-4
In December	2-4
In January	4-4
In February	2-1
In March	0-0
Playing during the day	5-4
Playing at night	6-9
Wearing White	4-6
Wearing Maroon	3-2
Wearing Orange	3-2
Wearing Black	1-3

STARTING LINEUPS

W/L

3-1	Brandon Rechsteiner, Jaydon Young, Jaden Schutt, Tobi Lawal, Mylyjael Poteat
3-6	Brandon Rechsteiner, Jaden Schutt, Tyler Johnson, Tobi Lawal, Mylyjael Poteat
1-0	Brandon Rechsteiner, Jaydon Young, Tyler Johnson, Tobi Lawal, Mylyjael Poteat
4-5	Ben Hammond, Jaden Schutt, Tyler Johnson, Tobi Lawal, Mylyjael Poteat
0-1	Ben Hammond, Jaydon Young, Tyler Johnson, Tobi Lawal, Mylyjael Poteat

Margin of Victory/Defeat

	1	2	3	4	5	6	7	8	9	10	11-19	20+
Wins	2	1	2	-	-	1	-	1	-	1	1	2
Losses	-	-	-	-	1	1	1	-	1	2	4	3

Most First Half Points

Virginia Tech	52 vs. N.C. A&T (12/12/24)
Opponents	45 by NC State (1/15/25)

Most Second Half Points

Virginia Tech	56 vs. USC Upstate (11/8/24)
Opponents	51 (2x), last by FSU (1/29/25)

Fewest First Half Points

Virginia Tech	23 vs. Winthrop (11/11/24)
Opponents	15 by FSU (1/29/25)

Fewest Second Half Points

Virginia Tech	23 vs. Pitt (12/7/24)
Opponents	27 by Winthrop (11/11/24)

Largest Halftime Lead

Virginia Tech	20 (2x), last at FSU (1/29/25)
Opponents	12 by Clemson (1/25/25)

Largest Margin of Victory

Virginia Tech	28 vs. N.C. A&T (12/12/24)
Opponents	23 by Duke (12/31/24)

MISCELLANEOUS

How 1st Points Were Scored

Layup	5
3FG	5
Jumper	5
Dunk	4
Free Throw	5
Tip-in	-

Rebounds Leader

Rodney Brown Jr.	1
Ben Burnham	2
Tyler Johnson	3
Tobi Lawal	13
Mylyjael Poteat	5
Jaden Schutt	1

Blocks Leader

Ben Burnham	4
Tyler Johnson	1
Tobi Lawal	9
Mylyjael Poteat	3
Patrick Wessler	5

15+ Rebounds

-	-
---	---

20+ Rebounds

-	-
---	---

5+ Assists

Rodney Brown Jr.	1
Ben Hammond	1
Tyler Johnson	1
Tobi Lawal	1
Mylyjael Poteat	2
Brandon Rechsteiner	4

10+ Assists

-	-
---	---

5+ Steals

Ben Hammond	1
-------------	---

5+ Blocks

-	-
---	---

Double-Doubles

Tyler Johnson	1
Tobi Lawal	5
Mylyjael Poteat	1

Triple-Doubles

-	-
---	---

Scored VT's 1st Points

Ben Hammond	2
Tyler Johnson	1
Tobi Lawal	7
Mylyjael Poteat	8
Brandon Rechsteiner	2
Jaden Schutt	4

Assists Leader

Rodney Brown Jr.	4
Ben Burnham	3
Ben Hammond	3
Tyler Johnson	2
Mylyjael Poteat	4
Brandon Rechsteiner	14
Jaden Schutt	3
Jaydon Young	2

First Off VT Bench

Rodney Brown Jr.	3
Ben Burnham	12
Ben Hammond	4
Brandon Rechsteiner	3
Jaden Schutt	1
Patrick Wessler	14
Jaydon Young	3

Steals Leader

Ben Burnham	5
Rodney Brown Jr.	2
Ben Hammond	8
Tyler Johnson	1
Tobi Lawal	6
Mylyjael Poteat	4
Brandon Rechsteiner	4
Jaden Schutt	8
Jaydon Young	4

Points Leader

Ben Burnham	3
Ben Hammond	2
Tyler Johnson	1
Tobi Lawal	8
Mylyjael Poteat	5
Brandon Rechsteiner	1
Jaden Schutt	5
Jaydon Young	2

10+ Points

Rodney Brown Jr.	3
Ben Burnham	7
Ben Hammond	3
Tyler Johnson	3
Tobi Lawal	18
Mylyjael Poteat	12
Brandon Rechsteiner	6
Jaden Schutt	11
Patrick Wessler	2
Jaydon Young	5

20+ Points

Tobi Lawal	3
Mylyjael Poteat	1

30+ Points

-	-
---	---

10+ Rebounds

Tyler Johnson	3
Tobi Lawal	5
Mylyjael Poteat	1


THE LAST TIME
LAST TIME VIRGINIA TECH...

Scored 100+ points and won	100-55, vs. Coppin State, 11/6/23
Scored 100+ points and lost	100-104 (2OT), vs. Maryland, 2/27/10
Played in OT	65-70 (OT), at Boston College, 12/21/22
Played in consecutive OTs	82-77 (OT), vs. UAB, 11/28/15; 79-81 (OT), vs. Northwestern, 12/1/15
Played in 2OT	79-77 (2OT), vs. North Carolina, 1/22/20
Played in 3OT	95-102 (3OT), vs. Miami (Fla.), 2/19/20
Scored 100+ points	100-55, vs. Coppin State, 11/6/23
Scored 90-99 points	95-67, vs. North Carolina A&T, 12/12/24
Scored 80-89 points	86-85, vs. Miami, 1/4/25
Scored 70-79 points	75-81, vs. SMU, 2/5/25
Scored 60-69 points	65-63, at Notre Dame, 2/8/25
Scored 50-59 points	57-72, vs. Clemson, 1/25/25
Scored 40-49 points	47-24, at #23 NC State, 2/2/19
Scored 30-39 points	39-65, at #19 Virginia, 1/4/20
Scored 20-29 points	27-40, at McGuire Hospital, 2/2/46
Scored 10-19 points	16-45, at Virginia, 1/30/39
Scored less than 10 points	9-29, vs. North Carolina, 1/12/35
Allowed 100+ points	95-102 (3OT), vs. Miami (Fla.), 1/19/20
Allowed 90-99 points	81-96, at #7 North Carolina, 2/17/24
Allowed 80-89 points	75-81, vs. SMU, 2/5/25
Allowed 70-79 points	75-74, at Virginia, 2/1/25
Allowed 60-69 points	65-63, at Notre Dame, 2/8/25
Allowed 50-59 points	58-52, vs. Winthrop, 11/11/24
Allowed 40-49 points	75-41, vs. Virginia, 2/19/24
Allowed 30-39 points	65-39, vs. Radford, 11/15/21
Allowed 20-29 points	47-24, at #23 NC State, 2/2/19
Allowed 10-19 points	60-19, vs. Lynchburg, 1/9/46
Allowed less than 10 points	28-9, vs. Hampden-Sydney, 1/17/1923
Scored at least 60 points in a half	66, 2nd Half, vs. The Citadel, 11/12/17
Largest margin of victory	83, vs. Randolph-Macon (87-4), 1/10/1911
Largest margin of victory in ACC	38, vs. Wake Forest (84-46), 2/27/21
Defeated a ranked opponent on the road	47-24, at #23 NC State, 2/2/19
Defeated a ranked opponent at home	87-72, vs. #21 Clemson, 1/10/24
Defeated a ranked opponent on a neutral court	82-67, vs. #7 Duke, 3/12/22
Defeated a defending national champion	65-51, vs. #8 Virginia, 1/30/21
Held opponent without a double-figure scorer	65-39, vs. Radford, 11/15/21
Failed to have a double-figure scorer	41-57, vs. Temple, 2/25/96
Had 5 or more players score in double figures	5, vs. Navy, 12/15/24
Had 6 or more players score in double figures	6, vs. USC Upstate, 11/8/24
Had 7 or more players score in double figures	7, vs. Cornell, 12/8/21
Did not make a 3FG	at Providence, 2/1/03
Opponent did not make a 3FG	vs. Virginia, 2/14/22
Did not shoot a FT in the first half	vs. #18 Pitt, 12/7/24
Did not shoot a FT in the second half	at Syracuse, 2/27/24
Opponent did not shoot a FT	vs. Merrimack, 11/21/21
Opponent did not make a FT	vs. Florida State, 3/4/23
Held an opponent under 10 points in a half	9, vs. Eastern Michigan (1H), 12/22/11
Held an opponent under 20 points in a half	15, at Florida State (1H), 1/29/25
Had double-figure blocked shots	10, vs. Wake Forest, 2/27/21
Came back from a double-figure deficit to win	14, at Notre Dame, 2/8/25
Lost a double-digit lead	22, at Cal, 1/11/25
Led by 20 or more points at halftime	20, at Florida State, 1/29/25
Had 20-29 assists in a game	24, vs. North Carolina A&T, 12/12/24
Had 30 or more assists	36, vs. The Citadel, 11/12/17
Held a team under 20 percent from the floor	16.7%, at No. 23/22 NC State, 2/2/19
Held a team under three made FGs in a half	2, vs. Notre Dame, 1/10/21
Won an ACC Tournament Championship	82-67, vs. #7 Duke, 3/12/22
Won an NCAA Tournament game	67-58, vs. Liberty, 3/24/19

WHAT'S A HOKIE?

The answer leads all the way back to 1896 when Virginia Agricultural and Mechanical College changed its name to Virginia Polytechnic Institute. With the change came the necessity for writing a new cheer and a contest for such a purpose was held by the student body.

Senior O.M. Stull won first prize for his "Hokie" yell which is still used today. Later, when asked if "Hokie" had any special meaning, Stull explained the word was solely the product of his imagination and was used only as an attention-getter for his yell. It soon became a nickname for all Tech teams and for those people loyal to Tech athletics.



The official university school colors - Chicago Maroon and Burnt Orange - also were introduced in 1896. The colors were chosen by a committee because they made a 'unique combination' not worn elsewhere at the time. The official definition of "Hokie" is "a loyal Virginia Tech Fan."



OUR NAME


When referring to our name, we ask that you use Virginia Tech, Hokies or Tech - and not 'Vah Tech.' Thank you!

THE LAST TIME

LAST TIME A VIRGINIA TECH PLAYER...

Recorded a double-double	Tobi Lawal (15 pts./10 rebs.), at Notre Dame, 2/8/25
Recorded a triple-double	Justyn Mutts (12 pts./14 rebs./11 ast.), vs. Syracuse, 2/12/22
Two Tech players recorded double-doubles in same game	Sean Pedulla (15 pts./10 asts.) & Lynn Kidd (14 pts./11 rebs.), vs. Coppin State, 11/6/23
Two Tech players recorded double-doubles in consecutive games	vs. North Carolina (ACC Tournament), 3/13/09; vs. Duquesne (NIT), 3/18/09
Had five or more steals	Ben Hammond (5), vs. North Carolina A&T, 12/12/24
Had 10 or more assists in a game	Brandon Rechsteiner (11), vs. American, 12/21/23
Had 20 or more rebounds in a game	Jeff Allen (21), vs. Longwood, 12/14/08
Two Tech players with double-figure rebounds	Tobi Lawal (12) and Tyler Johnson (10), vs. Wake Forest, 1/18/25
Two Tech players had five or more assists	Ben Hammond (8) & Tobi Lawal (5), vs. Miami, 1/4/25
Three Tech players had five or more assists	Justyn Mutts (8), Hunter Cattoor (8) & Grant Basile (5), vs. Syracuse, 1/28/23
Four Tech players had five or more assists	Kerry Blackshear Jr. (8), Devin Wilson (7), Justin Robinson (7) & Chris Clarke (5), vs. The Citadel, 11/12/17
Three Tech players made five or more 3FG	Nahiem Alleyne (5), Jalen Cone (5) & Isaiah Wilkins (5), vs. Delaware State, 11/20/19
Eight or more Tech players made a 3FG	8 players, at Pitt, 2/5/22
Two Tech players scored 20 or more points	Mylyjael Poteat (25) & Tobi Lawal (22), vs. Miami, 1/4/25
Three Tech players scored 20 or more points	Nickeil Alexander-Walker (25), Ahmed Hill (23) & Justin Robinson (23), vs. #23 Purdue, 11/18/18
Two Tech players scored 20 or more points in consecutive games	Nickeil Alexander-Walker & Kerry Blackshear Jr., 11/10/17 & 11/12/17
Tech player scored 30 or more points in consecutive games	Sean Pedulla, 1/10/24 & 1/13/24
Tech freshman scored 20 or more points in a game	Sean Pedulla (20), at Florida State, 1/29/22
Three Tech freshmen scored in double figures in a game	Hunter Cattoor (14), Jalen Cone (11) & Lander Nolley II (10), vs. North Carolina, 3/10/20
Four Tech freshmen scored in double figures in a game	Landers Nolley II (21), Tyrece Radford (21), Jalen Cone (15) & Nahiem Alleyne (10), at Wake Forest, 1/14/20
Tech player scored 30-39 points in a game	Sean Pedulla (33), vs. Miami, 1/13/24
Tech player scored 40-49 points in a game	Dorenzo Hudson (41), vs. Seton Hall, 1/2/10
Tech player scored 50+ points in a game	Bimbo Coles (51), vs. Southern Miss, 2/6/88
Tech player had consecutive double-doubles	Tobi Lawal, 1/15/25, 1/18/25
Tech player had three consecutive double-doubles	Keve Aluma, 1/27/21, 1/30/21, 2/3/21
Tech freshman had consecutive double-doubles	Kerry Blackshear Jr., 12/13/15, 12/19/15
Tech allowed a triple-double	Dennis Smith Jr. (27 pts./11 rebs./11 ast.), at NC State, 1/4/17
Tech had a walk-on score double figures	Christian Beyer (13), vs. Alabama A&M, 12/14/14





MIKE YOUNG

Head Coach | Sixth Season at Virginia Tech

2020-21 ACC Coach of the Year

CAREER RECORDS

Overall Record	402-323
Conference Games	226-179
Non-Conference Games	176-144
Conference Tournament	25-16
NCAA Tournament	1-7
Overtime Games	20-17
One-Point Games	14-15
vs. AP Top 25	10-34

VS. CURRENT ACC HEAD COACHES

Coach	All	VT	Wofford
Earl Grant	1-3	1-3	-
Mark Madsen	1-0	1-0	-
Brad Brownell	5-6	5-4	0-2
Jon Scheyer	1-3	1-3	-
Leonard Hamilton	4-3	4-3	-
Damon Stoudamire	1-1	1-1	-
Pat Kelsey	2-1	0-1	2-0
Bill Courtney	1-1	1-0	0-1
Kevin Keatts	4-3	4-3	-
Hubert Davis	2-3	2-3	-
Micah Shrewsberry	3-1	3-1	-
Jeff Capel III	4-3	4-3	-
Andy Enfield	0-1	0-1	-
Kyle Smith	0-2	0-1	0-1
Adrian Autry	0-1	0-1	-
Ron Sanchez	1-0	1-0	0-0
Steve Forbes	9-7	3-4	6-3
Total	39-39	31-32	8-7



► COACH YOUNG: CAREER BREAKDOWN

Season	School	Overall	Conference	Finish	Postseason	Ranking	RPI/NET
2002-03	Wofford	14-15 .483	8-8 .500	T6th	-	-/-	219
2003-04	Wofford	9-20 .310	4-12 .250	T10th	-	-/-	273
2004-05	Wofford	14-14 .500	7-9 .438	8th	-	-/-	225
2005-06	Wofford	11-18 .379	6-9 .400	9th	-	-/-	287
2006-07	Wofford	10-20 .333	5-13 .278	T9th	-	-/-	295
2007-08	Wofford	16-16 .500	8-12 .400	8th	-	-/-	191
2008-09	Wofford	16-14 .533	12-8 .600	4th	-	-/-	177
2009-10	Wofford	26-9 .743	15-3 .833	1st	NCAA First Round	-/-	73
2010-11	Wofford	21-13 .618	14-4 .778	T1st	NCAA First Round	-/-	105
2011-12	Wofford	19-14 .576	12-6 .667	T2nd	CBI	-/-	178
2012-13	Wofford	13-19 .406	7-11 .389	T8th	-	-/-	253
2013-14	Wofford	20-13 .606	11-5 .688	T3rd	NCAA First Round	-/-	152
2014-15	Wofford	28-7 .800	16-2 .889	1st	NCAA First Round	RV/-	49
2015-16	Wofford	15-17 .469	11-7 .611	T3rd	-	-/-	202
2016-17	Wofford	16-17 .485	10-8 .556	T4th	-	-/-	189
2017-18	Wofford	21-13 .618	11-7 .611	T4th	CIT	-/-	141
2018-19	Wofford	30-5 .857	18-0 1.000	1st	NCAA Second Round	19/18	14
Totals	17 Seasons	299-244 .551	175-124 .585				
2019-20	Virginia Tech	16-16 .500	7-13 .350	T10th	-	-/-	92
2020-21	Virginia Tech	15-7 .682	9-4 .692	3rd	NCAA First Round	25/RV	51
2021-22	Virginia Tech	23-13 .639	11-9 .550	7th	NCAA First Round	RV/RV	27
2022-23	Virginia Tech	19-15 .559	8-12 .400	11th	NIT First Round	-/-	75
2023-24	Virginia Tech	19-15 .559	10-10 .500	T8th	NIT Second Round	-/-	58
2024-25	Virginia Tech	11-13 .458	6-7 .462	-	-	-/-	154
Totals	6 Seasons	103-79 .566	51-55 .481				
Overall	23 Seasons	402-323 .554	226-179 .558				

► THE YOUNG FILE

Born	5/1/1963
Hometown	Radford, Virginia
Wife	Margaret
Children	Cooper, Davis
Education	Emory & Henry, 1986
Joined Tech Staff	4/7/2019
Years as College Head Coach	23
Years as College Coach	39

Coaching Career

1986-88	Assistant Coach, Emory & Henry
1988-89	Graduate Assistant, Radford
1989-98	Assistant Coach, Wofford
1998-02	Associate Head Coach, Wofford
2002-19	Head Coach, Wofford
2019-pr.	Head Coach, Virginia Tech

► ACCOMPLISHMENTS

Seven NCAA Tournaments

2022, 2021, 2019, 2015, 2014, 2011, 2010

One ACC Tournament Championship

2022

Five SoCon Tournament Championships

2019, 2015, 2014, 2011, 2010

Five Conference Coach of the Year Awards

ACC (2021), SoCon (2019, 2015, 2014, 2010)

Two-time National Coach of the Year

2019 (Sporting News), 2010 (Hugh Durham)

Three AP All-America Selections

Fletcher Magee (2018-19), Karl Cochran (2014-15), Noah Dahlman (2009-10)

1 TOBI LAWAL

JUNIOR Forward | 6-8 | 215 | Sociology with a minor in International Studies
London, England | VCU



SEASON/CAREER BESTS

POINTS

Season 23 vs. Delaware State (11/4/24)
Career 23 vs. Delaware State (11/4/24)

REBOUNDS

Season 13 at Florida State (1/29/25)
Career 13 at Florida State (1/29/25)

ASSISTS

Season 5 vs. Miami (1/4/25)
Career 5 vs. Miami (1/4/25)

BLOCKS

Season 2 (6x), last at Notre Dame (2/8/25)
Career 3 (4x), last vs. Saint Louis (1/19/24)

STEALS

Season 2 (4x), last vs. Pitt (12/7/24)
Career 2 (1x), last vs. Pitt (12/7/24)

MINUTES

Season 33 vs. Wake Forest (1/18/25)
Career 33 vs. Wake Forest (1/18/25)

FIELD GOALS MADE

Season 8 vs. Miami (1/4/25)
Career 8 (2x), last vs. Miami (1/4/25)

FIELD GOALS ATTEMPTED

Season 13 at Georgia Tech (1/22/25)
Career 13 at Georgia Tech (1/22/25)

3-PT. FIELD GOALS MADE

Season 3 (3x), last at Ga. Tech (1/22/25)
Career 3 (3x), last at Ga. Tech (1/22/25)

3-PT. FIELD GOALS ATTEMPTED

Season 7 at Georgia Tech (1/22/25)
Career 7 at Georgia Tech (1/22/25)

FREE THROWS MADE

Season 9 (2x), last vs. Michigan (11/25/24)
Career 9 (3x), last vs. Michigan (11/25/24)

FREE THROWS ATTEMPTED

Season 11 vs. Delaware State (11/4/24)
Career 11 (2x), last vs. Del. State (11/4/24)

CAREER STATS

SEASON	TEAM	GP-GS	MIN/AVG	FG-FGA	FG%	3FG-3FGA	3FG%	FT-FTA	FT%	OFF	DEF	TOT	AVG	PF-FO	A	TO	BLK	STL	PTS	AVG
2022-23	VCU	25-1	138/5.5	14-27	.519	0-0	.000	5-17	.294	14	14	28	1.1	27-1	3	12	7	4	33	1.3
2023-24	VCU	38-0	720/18.9	110-165	.667	3-7	.429	70-105	.667	82	145	227	6.0	102-3	11	49	34	25	293	7.7
2024-25	VT	24-24	626/26.1	107-186	.575	19-50	.380	76-114	.667	60	105	165	6.9	60-0	20	50	16	14	309	12.9
TOTAL FOR VT		24-24	626/26.1	107-186	.575	19-50	.380	76-114	.667	60	105	165	6.9	60-0	20	50	16	14	309	12.9
TOTAL		87-25	1484/17.1	231-378	.611	22-57	.386	151-236	.640	156	264	420	4.8	189-4	34	111	57	43	635	7.3

- The most athletic basketball player Mike Young has ever coached.
- "I've never had one that jumped like that. He's the best athlete I've had the opportunity to coach," Mike Young said about Tobin Lawal.
- There are times when Lawal grabs rebounds when his head is at or above the basketball rim.
- A dynamic player in pick and roll actions.
- Averaged 7.7 points and 6.0 rebounds per game as a sophomore in 2023-24 at VCU, while shooting 66.7% from the hardwood.
- Has worked extensively in the offseason on expanding his range.
- His faith in Jesus Christ is extremely important to him.
- Exceptional athlete with superior leaping ability; recorded a 49.5-inch vertical leap in 2023 preseason combine testing at VCU.
- Started playing basketball just before he turned 16; a late-bloomer who undoubtedly has his basketball ahead of him. Played soccer and ran track until he transitioned to basketball.

Last name pronounced: luh-WOWL

2024-25 GAME-BY-GAME STATS

Opponent	Date	GS	MIN	Total		3-Pointers		Free throws		Rebounds				PF	A	TO	BLK	STL	PTS	AVG
				FG-FGA	PCT	3FG-3FGA	PCT	FT-FTA	PCT	OFF	DEF	TOT	AVG							
Delaware St.	11/04/2024	*	27:03	6-9	.667	2-4	.500	9-11	.818	3	5	8	8.0	3	2	5	2	2	23	23.0
USC Upstate	11/08/2024	*	24:35	4-6	.667	0-2	.000	2-2	1.000	3	5	8	8.0	2	0	1	2	0	10	16.5
Winthrop	11/11/2024	*	29:16	3-6	.500	0-2	.000	4-7	.571	4	6	10	8.7	2	0	2	2	2	10	14.3
vs Penn St.	11/15/2024	*	21:25	2-6	.333	0-1	.000	4-6	.667	5	4	9	8.8	3	0	4	0	1	8	12.8
Jacksonville	11/20/2024	*	30:36	6-9	.667	1-1	1.000	1-3	.333	1	3	4	7.8	2	1	5	0	0	14	13.0
vs Michigan	11/25/2024	*	27:40	2-3	.667	1-1	1.000	9-10	.900	1	2	3	7.0	2	0	3	0	1	14	13.2
vs South Carolina	11/27/2024	*	21:12	4-7	.571	0-1	.000	2-4	.500	2	4	6	6.9	4	0	0	0	0	10	12.7
Vanderbilt	12/04/2024	*	19:18	1-1	1.000	0-0	.000	0-0	.000	1	4	5	6.6	2	0	1	1	2	2	11.4
Pittsburgh	12/07/2024	*	27:06	6-10	.600	1-2	.500	3-4	.750	2	2	4	6.3	3	2	0	0	2	16	11.9
N.C. A&T	12/12/2024	*	14:51	4-6	.667	1-1	1.000	1-1	1.000	3	4	7	6.4	3	0	0	0	0	10	11.7
Navy	12/15/2024	*	21:16	0-2	.000	0-0	.000	2-2	1.000	3	0	3	6.1	0	0	1	1	1	2	10.8
vs Saint Joseph's	12/21/2024	*	31:20	4-7	.571	0-2	.000	1-2	.500	1	2	3	5.8	3	0	4	2	0	9	10.7
at Duke	12/31/2024	*	22:16	7-9	.778	3-4	.750	2-4	.500	2	3	5	5.8	2	0	4	0	0	19	11.3
Miami (FL)	01/04/2025	*	30:13	8-10	.800	0-1	.000	6-6	1.000	2	4	6	5.8	2	5	3	0	0	22	12.1
at Stanford	01/08/2025	*	26:00	6-11	.545	0-2	.000	3-4	.750	1	4	5	5.7	2	0	0	0	0	15	12.3
at California	01/11/2025	*	25:11	2-2	1.000	1-1	1.000	3-4	.750	2	6	8	5.9	3	0	3	1	0	8	12.0
NC State	01/15/2025	*	29:52	7-10	.700	3-3	1.000	5-6	.833	6	5	11	6.2	2	2	3	2	1	22	12.6
Wake Forest	01/18/2025	*	33:01	4-8	.500	1-2	.500	1-2	.500	2	10	12	6.5	3	1	2	0	1	10	12.4
at Georgia Tech	01/22/2025	*	32:07	5-13	.385	3-7	.429	0-0	.000	1	5	6	6.5	2	1	2	0	0	13	12.5
Clemson	01/25/2025	*	24:45	6-10	.600	0-1	.000	2-8	.250	4	2	6	6.5	4	1	0	0	0	14	12.6
at Florida St.	01/29/2025	*	28:48	6-11	.545	1-2	.500	4-9	.444	6	7	13	6.8	1	2	2	0	1	17	12.8
at Virginia	02/01/2025	*	23:00	6-12	.500	1-3	.333	4-6	.667	1	4	5	6.7	4	0	1	0	0	17	13.0
SMU	02/05/2025	*	26:32	2-8	.250	0-5	.000	5-7	.714	1	7	8	6.7	3	2	2	1	0	9	12.8
at Notre Dame	02/08/2025	*	28:21	6-10	.600	0-2	.000	3-6	.500	3	7	10	6.9	3	1	2	2	0	15	12.9
Totals			24 625:45	107-186	.575	19-50	.380	76-114	.667	60	105	165	6.9	60	20	50	16	14	309	12.9

Player Averages

Games Played	Minutes/game	Points/game	FG Pct	3FG Pct	FT Pct	Rebounds/game	Assists/game	Turnovers/game	Assist/Turnover ratio	Steals/game	Blocks/game
24	26.1	12.9	57.5	38.0	66.7	6.9	0.8	2.1	0.4	0.6	0.7

PRODUCTION TRACKER

	This Season	Career
Scored 10+ Points	18	33
Scored 20+ Points	3	3
Led Tech in Scoring	8	8
Made multiple 3FGs	4	5
Led Tech in Rebounding	13	13
Had a Double-Double	5	9
Had Multiple Assists	6	7
Had Multiple Steals	4	11
Had Multiple Dunks	14	-



2 JADEN SCHUTT

R-SOPHOMORE Guard | 6-5 | 205 | Communication
Yorkville, Illinois | Duke



SEASON/CAREER BESTS

POINTS

Season 18 at Virginia (2/1/25)
Career 18 at Virginia (2/1/25)

REBOUNDS

Season 5 (3x), last at Virginia (2/1/25)
Career 5 (4x), last at Virginia (2/1/25)

ASSISTS

Season 4 (2x), last vs. Miami (1/4/25)
Career 4 (2x), last vs. Miami (1/4/25)

BLOCKS

Season 1 (2x), last vs. SMU (2/5/25)
Career 1 (4x), last vs. SMU (2/5/25)

STEALS

Season 2 (5x), last at Florida State (1/29/25)
Career 2 (5x), last at Florida State (1/29/25)

MINUTES

Season 35 (2x), last at Notre Dame (2/8/25)
Career 35 (2x), last at Notre Dame (2/8/25)

FIELD GOALS MADE

Season 6 (3x), last at Virginia (2/1/25)
Career 6 (3x), last at Virginia (2/1/25)

FIELD GOALS ATTEMPTED

Season 13 vs. SMU (2/5/25)
Career 13 vs. SMU (2/5/25)

3-PT. FIELD GOALS MADE

Season 5 (2x), last vs. Vanderbilt (12/4/24)
Career 5 (2x), last vs. Vanderbilt (12/4/24)

3-PT. FIELD GOALS ATTEMPTED

Season 11 vs. Vanderbilt (12/4/24)
Career 11 vs. Vanderbilt (12/4/24)

FREE THROWS MADE

Season 7 at Florida State (1/29/25)
Career 7 at Florida State (1/29/25)

FREE THROWS ATTEMPTED

Season 8 at Florida State (1/29/25)
Career 8 at Florida State (1/29/25)

CAREER STATS

SEASON	TEAM	GP-GS	MIN/AVG	FG-FGA	FG%	3FG-3FGA	3FG%	FT-FTA	FT%	OFF	DEF	TOT	AVG	PF-FO	A	TO	BLK	STL	PTS	AVG
2022-23	DU	14-0	96/6.8	10-28	.357	7-20	.350	2-4	.500	3	12	15	1.1	4-0	6	0	2	1	29	2.1
2024-25	VT	24-22	671/28.0	70-186	.376	51-142	.359	27-32	.844	5	67	72	3.0	55-1	39	26	2	18	218	9.1
TOTAL FOR VT		24-22	671/28.0	70-186	.376	51-142	.359	27-32	.844	5	67	72	3.0	55-1	39	26	2	18	218	9.1
TOTAL		38-22	767/20.2	80-214	.374	58-162	.358	29-36	.806	8	79	87	2.3	59-1	45	26	4	19	247	6.5

- A wing that will be looked upon to stretch defenses beyond the arc. *Last name pronounced: SHOOT*
- Has exceptional passing skills; will be a terrific connecting piece in Tech's offense.
- Leading scorer for the Hokies in their preseason scrimmage vs. JMU.
- Perhaps Tech's most vocal leader on the court; has a high basketball IQ.
- Was fully cleared from prior injuries to begin practice in August 2024.
- Rated as the No. 50 overall player in ESPN 100's rankings for the class of 2022.
- Ranked as the No. 9 player at his position (shooting guard) by ESPN.
- Named the 2022 Gatorade Player of the Year in Illinois.
- Picked Tech over DePaul, Dayton and Butler.

2024-25 GAME-BY-GAME STATS

Opponent	Date	GS	MIN	Total		3-Pointers		Free throws		Rebounds			PF	A	TO	BLK	STL	PTS	AVG					
				FG-FA	PCT	3FG-3FGA	PCT	FT-FTA	PCT	OFF	DEF	TOT								AVG				
Delaware St.	11/04/2024	*	24:12	3-6	.500	3-6	.500	0-0	.000	0	4	4	4.0	3	2	0	0	1	9	9.0				
USC Upstate	11/08/2024	*	27:18	3-8	.375	1-4	.250	3-6	.500	1	2	3	3.5	3	4	1	0	2	10	9.5				
Winthrop	11/11/2024	*	27:52	6-11	.545	5-10	.500	0-1	.000	0	2	2	3.0	3	1	2	0	0	17	12.0				
vs Penn St.	11/15/2024	*	31:56	3-7	.429	2-6	.333	0-0	.000	0	4	4	3.3	4	2	2	0	1	8	11.0				
Jacksonville	11/20/2024	*	32:11	1-7	.143	1-6	.167	0-0	.000	0	4	4	3.4	1	3	0	0	2	3	9.4				
vs Michigan	11/25/2024	*	30:30	1-7	.143	0-3	.000	0-0	.000	0	2	2	3.2	4	0	3	0	2	2	8.2				
vs South Carolina	11/27/2024	*	29:54	3-9	.333	2-4	.500	3-3	1.000	0	4	4	3.3	1	2	1	0	2	11	8.6				
Vanderbilt	12/04/2024	*	34:02	5-11	.455	5-11	.455	0-0	.000	0	4	4	3.4	1	3	2	0	1	15	9.4				
Pittsburgh	12/07/2024	*	34:55	5-11	.455	4-10	.400	0-0	.000	0	4	4	3.4	1	3	0	0	0	14	9.9				
N.C. A&T	12/12/2024	*	24:40	2-7	.286	2-7	.286	0-0	.000	0	4	4	3.5	4	2	1	1	0	6	9.5				
Navy	12/15/2024	*	20:44	2-6	.333	2-5	.400	5-5	1.000	0	0	0	3.2	5	0	1	0	1	11	9.6				
vs Saint Joseph's	12/21/2024	*	26:42	2-6	.333	1-4	.250	0-0	.000	0	5	5	3.3	3	2	0	0	0	5	9.3				
at Duke	12/31/2024	*	23:00	1-6	.167	1-6	.167	0-0	.000	0	1	1	3.2	1	0	0	0	1	3	8.8				
Miami (FL)	01/04/2025	*	27:14	3-9	.333	3-8	.375	0-0	.000	0	1	1	3.0	2	4	1	0	0	9	8.8				
at Stanford	01/08/2025	*	33:30	0-2	.000	0-2	.000	0-0	.000	0	4	4	3.1	3	1	1	0	0	0	8.2				
at California	01/11/2025	*	10:05	0-2	.000	0-2	.000	0-0	.000	0	2	2	3.0	3	0	0	0	0	0	7.7				
NC State	01/15/2025	*	28:33	6-10	.600	3-6	.500	2-2	1.000	1	4	5	3.1	1	2	1	0	0	17	8.2				
Wake Forest	01/18/2025	*	26:04	4-8	.500	3-7	.429	1-1	1.000	0	2	2	3.1	1	0	2	0	0	12	8.4				
at Georgia Tech	01/22/2025	*	29:04	2-6	.333	2-4	.500	0-0	.000	0	4	4	3.1	2	1	0	0	0	6	8.3				
Clemson	01/25/2025	*	21:25	2-6	.333	0-3	.000	0-0	.000	0	1	1	3.0	0	2	0	0	1	4	8.1				
at Florida St.	01/29/2025	*	26:22	3-9	.333	3-8	.375	7-8	.875	0	1	1	2.9	2	2	3	0	2	16	8.5				
at Virginia	02/01/2025	*	33:43	6-11	.545	4-8	.500	2-2	1.000	0	5	5	3.0	3	1	2	0	0	18	8.9				
SMU	02/05/2025	*	32:35	5-13	.385	3-6	.500	2-2	1.000	0	2	2	3.0	3	0	2	1	1	15	9.2				
at Notre Dame	02/08/2025	*	34:45	2-8	.250	1-6	.167	2-2	1.000	3	1	4	3.0	1	2	1	0	1	7	9.1				
Totals			22	671:16		70-186	.376	51-142	.359	27-32		.844		5	67	72	3.0	55	39	26	2	18	218	9.1

Player Averages

Games Played	Minutes/ game	Points/ game	FG Pct	3FG Pct	FT Pct	Rebounds/ game	Assists/ game	Turnovers/ game	Assist/Turnover ratio	Steals/ game	Blocks/ game
24	28.0	9.1	37.6	35.9	84.4	3.0	1.6	1.1	1.5	0.8	0.1

PRODUCTION TRACKER

	This Season	Career
Scored 10+ Points	11	11
Scored 20+ Points	-	-
Led Tech in Scoring	5	5
Made 3+ 3FGs	10	11
Led Tech in 3FGM	12	12
Shot over 40% from 3	11	12
Had Multiple Assists	14	15
Led Tech in Assists	4	4
Had Multiple Steals	5	5



3 JAYDON YOUNG

SOPHOMORE Guard | 6-4 | 205 | Sports Media and Analytics
Goldsboro, North Carolina | Greensboro Day



SEASON/CAREER BESTS

POINTS

Season 14 (2x), last at Cal (1/11/25)
Career 14 (2x), last at Cal (1/11/25)

REBOUNDS

Season 4 (2x), last at Florida State (1/29/25)
Career 4 (2x), last at Florida State (1/29/25)

ASSISTS

Season 4 (2x), last vs. NC State (1/15/25)
Career 5 vs. Coppin State (11/6/23)

BLOCKS

Season -
Career 1 vs. Notre Dame (3/9/24)

STEALS

Season 2 (2x), last at Florida State (1/29/25)
Career 2 (3x), last at Florida State (1/29/25)

MINUTES

Season 32 (2x), last vs. Winthrop (11/11/24)
Career 32 (2x), last vs. Winthrop (11/11/24)

FIELD GOALS MADE

Season 6 at Cal (1/11/25)
Career 6 at Cal (1/11/25)

FIELD GOALS ATTEMPTED

Season 13 (2x), last vs. Michigan (11/25/24)
Career 13 (2x), last vs. Michigan (11/25/24)

3-PT. FIELD GOALS MADE

Season 4 vs. USC Upstate (11/8/24)
Career 4 vs. USC Upstate (11/8/24)

3-PT. FIELD GOALS ATTEMPTED

Season 8 vs. Winthrop (11/11/24)
Career 8 vs. Winthrop (11/11/24)

FREE THROWS MADE

Season 5 vs. Delaware State (11/4/24)
Career 5 vs. Delaware State (11/4/24)

FREE THROWS ATTEMPTED

Season 7 vs. Delaware State (11/4/24)
Career 7 vs. Delaware State (11/4/24)

- Will look to have a big jump in production in his second season in Blacksburg.
- A four-year letterwinner at Greensboro Day under the winningest coach in North Carolina basketball history, Freddy Johnson.
- Three-time all-state, four-time all-conference and three-time conference player of the year.
- Eclipsed 2,000 career points in November 2022.
- Guided Greensboro Day to its 12th NCISAA state title as a senior.
- Four-star recruit according to ESPN.
- Rated the eighth-best player in the state of North Carolina, according to 247Sports.
- Chose the Hokies over Clemson, Virginia, Pitt, NC State and North Carolina A&T.
- Father, Victor, played college basketball at Mount Olive, advancing to the Elite 8 in 2005; played professionally overseas as well.

2024-25 GAME-BY-GAME STATS

Opponent	Date	GS	MIN	Total		3-Pointers		Free throws		Rebounds				PF	A	TO	BLK	STL	PTS	AVG	
				FG-FTA	PCT	3FG-3FTA	PCT	FT-FTA	PCT	OFF	DEF	TOT	AVG								
Delaware St.	11/04/2024	*	26:02	3-10	.300	2-7	.286	5-7	.714	0	3	3	3.0	0	4	2	0	0	13	13.0	
USC Upstate	11/08/2024	*	32:04	4-13	.308	4-7	.571	2-2	1.000	0	2	2	2.5	0	2	0	0	0	14	13.5	
Winthrop	11/11/2024	*	32:12	2-11	.182	2-8	.250	0-0	.000	0	3	3	2.7	0	3	2	0	0	6	11.0	
vs Penn St.	11/15/2024	*	25:05	1-6	.167	0-4	.000	0-0	.000	0	2	2	2.5	3	1	3	0	0	2	8.8	
Jacksonville	11/20/2024		28:01	3-9	.333	1-3	.333	2-2	1.000	0	1	1	2.2	1	1	1	0	0	9	8.8	
vs Michigan	11/25/2024		25:48	5-13	.385	2-6	.333	0-0	.000	0	2	2	2.2	1	0	3	0	1	12	9.3	
vs South Carolina	11/27/2024		28:14	5-9	.556	2-5	.400	0-0	.000	0	3	3	2.3	4	1	0	0	0	12	9.7	
Vanderbilt	12/04/2024		23:23	2-5	.400	1-4	.250	0-0	.000	0	1	1	2.1	4	0	0	0	1	5	9.1	
Pittsburgh	12/07/2024		23:46	1-6	.167	1-5	.200	0-0	.000	0	1	1	2.0	1	2	1	0	0	3	8.4	
N.C. A&T	12/12/2024		12:07	1-5	.200	1-4	.250	0-0	.000	0	1	1	1.9	1	3	0	0	0	3	7.9	
Navy	12/15/2024		10:56	1-1	1.000	1-1	1.000	0-0	.000	0	0	0	1.7	3	0	1	0	0	3	7.5	
vs Saint Joseph's	12/21/2024		11:47	1-4	.250	1-2	.500	0-0	.000	0	2	2	1.8	0	1	0	0	1	3	7.1	
at Duke	12/31/2024		19:35	1-3	.333	1-3	.333	3-3	1.000	0	2	2	1.8	1	0	0	0	2	6	7.0	
Miami (FL)	01/04/2025		03:51	0-1	.000	0-1	.000	0-0	.000	0	1	1	1.7	1	0	1	0	0	0	6.5	
at Stanford	01/08/2025		14:52	2-6	.333	0-3	.000	0-1	.000	0	0	0	1.6	2	0	1	0	1	4	6.3	
at California	01/11/2025		27:04	6-11	.545	1-2	.500	1-1	1.000	0	4	4	1.8	1	3	1	0	0	14	6.8	
NC State	01/15/2025	*	21:43	3-9	.333	1-5	.200	1-1	1.000	0	1	1	1.7	3	4	0	0	1	8	6.9	
Wake Forest	01/18/2025	*	08:10	1-4	.250	0-2	.000	0-0	.000	0	1	1	1.7	1	0	0	0	0	2	6.6	
at Georgia Tech	01/22/2025		15:51	1-4	.250	1-2	.500	0-0	.000	0	3	3	1.7	2	1	1	0	0	3	6.4	
Clemson	01/25/2025		24:26	3-8	.375	2-3	.667	1-2	.500	0	1	1	1.7	0	1	1	0	0	9	6.6	
at Florida St.	01/29/2025		15:00	3-6	.500	3-5	.600	0-0	.000	0	4	4	1.8	1	1	2	0	2	9	6.7	
at Virginia	02/01/2025		16:27	2-4	.500	2-4	.500	1-3	.333	0	3	3	1.9	0	0	0	0	0	7	6.7	
SMU	02/05/2025		16:33	1-3	.333	0-1	.000	0-0	.000	0	0	0	1.8	0	3	1	0	1	2	6.5	
at Notre Dame	02/08/2025		14:02	1-8	.125	0-5	.000	0-0	.000	1	0	1	1.8	1	2	1	0	1	2	6.3	
Totals			6	476:58	53-159	.333	29-92	.315	16-22	.727	1	41	42	1.8	31	33	22	0	11	151	6.3

Player Averages

Games Played	Minutes/ game	Points/ game	FG Pct	3FG Pct	FT Pct	Rebounds/ game	Assists/ game	Turnovers/ game	Assist/Turnover ratio	Steals/ game	Blocks/ game
24	19.9	6.3	33.3	31.5	72.7	1.8	1.4	0.9	1.5	0.5	0.0

PRODUCTION TRACKER

	This Season	Career
Scored 10+ Points	5	5
Scored 20+ Points	-	-
Led Tech in Scoring	2	2
Made 3+ 3FGs	2	3
Led Tech in 3FGM	5	8
Shot over 40% from 3	9	16
Shot over 50% from the floor	5	13
Had Multiple Assists	9	11
Had Multiple Steals	2	3



CAREER STATS

SEASON	TEAM	GP-GS	MIN/AVG	FG-FGA	FG%	3FG-3FGA	3FG%	FT-FTA	FT%	OFF	DEF	TOT	AVG	PF-FO	A	TO	BLK	STL	PTS	AVG
2023-24	VT	26-0	221/8.5	15-43	.349	12-32	.375	6-6	1.000	1	20	21	0.8	12-0	18	5	1	6	48	1.8
2024-25	VT	24-6	477/19.9	53-159	.333	29-92	.315	16-22	.727	1	41	42	1.8	31-0	33	22	0	11	151	6.3
TOTAL		50-6	698/14.0	68-202	.337	41-124	.331	22-28	.786	2	61	63	1.3	43-0	51	27	1	17	199	4.0

4 RODNEY BROWN JR.

SOPHOMORE Guard | 6-6 | 185 | Communication
Perris, California | Cal



SEASON/CAREER BESTS

POINTS

Season 13 vs. N.C. A&T (12/12/24)
Career 13 (2x), last vs. N.C. A&T (12/12/24)

REBOUNDS

Season 6 vs. N.C. A&T (12/12/24)
Career 6 vs. N.C. A&T (12/12/24)

ASSISTS

Season 5 at Cal (1/11/25)
Career 5 at Cal (1/11/25)

BLOCKS

Season 1 vs. N.C. A&T (12/12/24)
Career 1 (3x), last vs. N.C. A&T (12/12/24)

STEALS

Season 2 vs. Navy (12/15/24)
Career 4 vs. Tulane (11/22/23)

MINUTES

Season 30 vs. Navy (12/15/24)
Career 30 vs. Navy (12/15/24)

FIELD GOALS MADE

Season 5 vs. N.C. A&T (12/12/24)
Career 5 (2x), last vs. N.C. A&T (12/12/24)

FIELD GOALS ATTEMPTED

Season 9 vs. Navy (12/15/24)
Career 10 at Arizona (2/1/24)

3-PT. FIELD GOALS MADE

Season 3 (2x), last vs. Navy (12/15/24)
Career 3 (4x), last vs. Navy (12/15/24)

3-PT. FIELD GOALS ATTEMPTED

Season 5 vs. N.C. A&T (12/12/24)
Career 6 (2x), last at Arizona (2/1/24)

FREE THROWS MADE

Season 2 (2x), last at Ga. Tech (1/22/25)
Career 4 (2x), last at Washington St. (2/15/24)

FREE THROWS ATTEMPTED

Season 5 at Cal (1/11/25)
Career 5 at Cal (1/11/25)

CAREER STATS

- One of four Golden Bears to play all 32 games last season at Cal.
- Averaged 3.5 points and 1.1 rebounds in 14.1 minutes per game off the bench as a freshman.
- Shot 39.7% (23 of 58) from 3-point range & 40.6% (39 of 96) from the floor in 2023-24.
- Three double-figure scoring efforts, all in Pac-12 road games at USC (13), Arizona (12) & Washington State (12).
- Graduated from Rancho Christian School (Temecula, California) in spring 2023
- Led Rancho Christian to the 2023 CIF Southern Section Division 2A championship as a senior; scored 16 points in the title game.
- Despite hailing from California, his parents have since relocated to Arkansas.
- Picked Tech over Santa Clara.

2024-25 GAME-BY-GAME STATS

Opponent	Date	GS	MIN	Total		3-Pointers		Free throws		Rebounds				PF	A	TO	BLK	STL	PTS	AVG
				FG-FGA	PCT	3FG-3FGA	PCT	FT-FTA	PCT	OFF	DEF	TOT	AVG							
Delaware St.	11/04/2024		04:40	0-1	.000	0-1	.000	0-0	.000	0	0	0	0.0	0	1	0	0	0	0	0.0
USC Upstate	11/08/2024		00:55	0-1	.000	0-1	.000	0-0	.000	0	0	0	0.0	0	0	0	0	0	0	0.0
vs Penn St.	11/15/2024		03:35	1-1	1.000	0-0	.000	0-0	.000	0	1	1	0.3	1	0	0	0	0	2	0.7
Vanderbilt	12/04/2024		02:22	0-0	.000	0-0	.000	0-0	.000	0	1	1	0.5	0	0	0	0	0	0	0.5
N.C. A&T	12/12/2024		21:04	5-7	.714	3-5	.600	0-0	.000	0	6	6	1.6	1	2	2	1	0	13	3.0
Navy	12/15/2024		29:30	4-9	.444	3-4	.750	0-0	.000	0	4	4	2.0	1	3	1	0	2	11	4.3
vs Saint Joseph's	12/21/2024		29:20	1-6	.167	0-4	.000	1-2	.500	0	2	2	2.0	2	4	2	0	0	3	4.1
at Duke	12/31/2024		23:55	3-6	.500	2-3	.667	0-0	.000	0	1	1	1.9	2	4	1	0	1	8	4.6
Miami (FL)	01/04/2025		20:10	1-4	.250	1-3	.333	0-0	.000	0	2	2	1.9	0	3	2	0	0	3	4.4
at Stanford	01/08/2025		26:41	1-5	.200	0-0	.000	0-0	.000	1	3	4	2.1	3	3	1	0	1	2	4.2
at California	01/11/2025		22:12	2-6	.333	0-0	.000	2-5	.400	0	3	3	2.2	3	5	3	0	0	6	4.4
NC State	01/15/2025		27:51	1-5	.200	1-2	.500	1-2	.500	1	1	2	2.2	0	2	2	0	0	4	4.3
Wake Forest	01/18/2025		10:22	1-1	1.000	0-0	.000	0-0	.000	0	1	1	2.1	1	0	0	0	0	2	4.2
at Georgia Tech	01/22/2025		10:56	3-7	.429	2-2	1.000	2-2	1.000	2	3	5	2.3	0	1	3	0	0	10	4.6
Clemson	01/25/2025		18:56	1-5	.200	1-4	.250	0-0	.000	0	1	1	2.2	0	0	0	0	0	3	4.5
at Florida St.	01/29/2025		12:53	1-6	.167	0-3	.000	0-0	.000	0	4	4	2.3	1	3	0	0	0	2	4.3
at Virginia	02/01/2025		04:04	0-0	.000	0-0	.000	0-0	.000	0	0	0	2.2	0	1	0	0	0	0	4.1
Totals		0	269:26	25-70	.357	13-32	.406	6-11	.545	4	33	37	2.2	15	32	17	1	4	69	4.1

Player Averages

Games Played	Minutes/game	Points/game	FG Pct	3FG Pct	FT Pct	Rebounds/game	Assists/game	Turnovers/game	Assist/Turnover ratio	Steals/game	Blocks/game
17	15.8	4.1	35.7	40.6	54.5	2.2	1.9	1.0	1.9	0.2	0.1

PRODUCTION TRACKER

	This Season	Career
Scored 10+ Points	3	6
Scored 20+ Points	-	-
Led Tech in Scoring	-	-
Made 3+ 3FGs	2	4
Led Tech in 3FGM	2	2
Shot over 40% from 3	5	16
Had Multiple Assists	9	19
Had Multiple Blocks	-	-
Had Multiple Steals	1	5



SEASON	TEAM	GP-GS	MIN/AVG	FG-FGA	FG%	3FG-3FGA	3FG%	FT-FTA	FT%	OFF	DEF	TOT	AVG	PF-FO	A	TO	BLK	STL	PTS	AVG
2023-24	Cal	32-0	453/14.2	39-96	.406	23-58	.397	12-14	.857	8	27	35	1.1	48-1	28	20	2	6	113	3.5
2024-25	VT	17-0	269/15.8	25-70	.357	13-32	.406	6-11	.545	4	33	37	2.2	15-0	32	17	1	4	69	4.1
TOTAL FOR VT		17-0	269/15.8	25-70	.357	13-32	.406	6-11	.545	4	33	37	2.2	15-0	32	17	1	4	69	4.1
TOTAL		49-0	723/14.8	64-166	.386	36-90	.400	18-25	.720	12	60	72	1.5	63-1	60	37	3	10	182	3.7

5 PATRICK WESSLER

R-SOPHOMORE Center | 7-0 | 250 | Marketing Management
Matthews, North Carolina | Combine Academy



SEASON/CAREER BESTS

POINTS

Season 13 vs. N.C. A&T (12/12/24)
Career 13 vs. N.C. A&T (12/12/24)

REBOUNDS

Season 6 (2x), last vs. N.C. A&T (12/12/24)
Career 6 (2x), last vs. N.C. A&T (12/12/24)

ASSISTS

Season 1 (2x), last vs. St. Joseph's (12/21/24)
Career 1 (4x), last vs. St. Joseph's (12/21/24)

BLOCKS

Season 2 vs. Penn State (11/15/24)
Career 2 vs. Penn State (11/15/24)

STEALS

Season 1 (4x), last vs. NC State (1/15/25)
Career 1 (5x), last vs. NC State (1/15/25)

MINUTES

Season 19 at Duke (12/31/24)
Career 19 at Duke (12/31/24)

FIELD GOALS MADE

Season 5 vs. N.C. A&T (12/12/24)
Career 5 vs. N.C. A&T (12/12/24)

FIELD GOALS ATTEMPTED

Season 6 vs. N.C. A&T (12/12/24)
Career 6 vs. N.C. A&T (12/12/24)

3-PT. FIELD GOALS MADE

Season -
Career -

3-PT. FIELD GOALS ATTEMPTED

Season -
Career 1 at Wake Forest (12/30/23)

FREE THROWS MADE

Season 4 at Duke (12/31/24)
Career 4 at Duke (12/31/24)

FREE THROWS ATTEMPTED

Season 6 at Duke (12/31/24)
Career 6 at Duke (12/31/24)

CAREER STATS

- Has made great strides in his conditioning.
- Redshirted the 2022-23 season.
- Invited to the Allen Iverson 24K Showcase game in Memphis his senior year in high school.
- Played his final two seasons at Combine Academy where he guided the program to a state championship in 2021-22.
- Averaged 18 points, 14 rebounds and 2.3 blocks as a senior, while Combine ended the season ranked No. 20 in the country with a 25-5 record.
- Named 2020-21 HoopState Network Sixth Man of the Year.
- Played his freshman and sophomore seasons at David W. Butler High School in Matthews, N.C.
- Southwestern 4A Conference Player of the Year.
- Competed for CC Elite on the AAU circuit.
- Rated the 148th-best prospect in the 2022 class by 247Sports; Tabbed the third-best player in the state of North Carolina and the 24th-best center nationally, according to 247Sports.
- Chose the Hokies over Providence, Southern Cal, NC State and Ole Miss.
- Big fan of dogs as pets. His family always had multiple dogs while Patrick was growing up.

Last name pronounced: WES-ler

2024-25 GAME-BY-GAME STATS

Opponent	Date	GS	MIN	Total		3-Pointers		Free throws		Rebounds				PF	A	TO	BLK	STL	PTS	AVG
				FG-FGA	PCT	3FG-3FGA	PCT	FT-FTA	PCT	OFF	DEF	TOT	AVG							
Delaware St.	11/04/2024		09:28	1-1	1.000	0-0	.000	2-2	1.000	1	4	5	5.0	0	0	0	0	4	4.0	
USC Upstate	11/08/2024		08:38	0-1	.000	0-0	.000	0-0	.000	0	0	0	2.5	1	0	1	0	0	2.0	
Winthrop	11/11/2024		14:14	2-4	.500	0-0	.000	0-0	.000	2	4	6	3.7	3	0	1	0	0	2.7	
vs Penn St.	11/15/2024		08:43	1-1	1.000	0-0	.000	3-4	.750	0	3	3	3.5	1	0	1	2	0	3.3	
Jacksonville	11/20/2024		07:49	1-3	.333	0-0	.000	0-0	.000	2	3	5	3.8	1	0	1	0	0	2.3	
vs Michigan	11/25/2024		06:25	2-3	.667	0-0	.000	0-0	.000	3	1	4	3.8	1	0	0	0	0	4.3	
vs South Carolina	11/27/2024		10:43	2-3	.667	0-0	.000	0-0	.000	1	0	1	3.4	2	0	0	1	1	4	
Vanderbilt	12/04/2024		08:03	2-3	.667	0-0	.000	0-0	.000	1	1	2	3.3	0	0	0	0	0	4	
Pittsburgh	12/07/2024		05:07	1-3	.333	0-0	.000	0-0	.000	0	1	1	3.0	4	0	2	0	0	2	
N.C. A&T	12/12/2024		17:00	5-6	.833	0-0	.000	3-5	.600	1	5	6	3.3	1	1	0	0	0	13	
Navy	12/15/2024		18:24	2-4	.500	0-0	.000	0-0	.000	1	2	3	3.3	0	0	0	0	0	4	
vs Saint Joseph's	12/21/2024		11:30	3-4	.750	0-0	.000	2-2	1.000	0	2	2	3.2	3	1	0	0	1	8	
at Duke	12/31/2024		18:38	3-5	.600	0-0	.000	4-6	.667	1	1	2	3.1	2	0	0	0	1	10	
Miami (FL)	01/04/2025		04:58	2-2	1.000	0-0	.000	0-0	.000	1	0	1	2.9	3	0	0	0	0	4	
at Stanford	01/08/2025		06:52	1-3	.333	0-0	.000	0-0	.000	0	1	1	2.8	1	0	1	0	0	2	
at California	01/11/2025		13:03	1-2	.500	0-0	.000	1-2	.500	0	4	4	2.9	1	0	1	1	0	3	
NC State	01/15/2025		07:54	2-3	.667	0-0	.000	1-1	1.000	3	1	4	2.9	2	0	0	0	1	5	
Wake Forest	01/18/2025		01:49	0-0	.000	0-0	.000	0-0	.000	0	0	0	2.8	0	0	0	0	1	0	
at Georgia Tech	01/22/2025		09:40	0-1	.000	0-0	.000	1-2	.500	1	3	4	2.8	2	0	2	0	0	1	
Clemson	01/25/2025		08:43	0-1	.000	0-0	.000	1-2	.500	2	1	3	2.9	1	0	0	1	0	1	
at Florida St.	01/29/2025		07:04	0-1	.000	0-0	.000	0-0	.000	0	3	3	2.9	1	0	0	0	0	0	
at Virginia	02/01/2025		07:17	1-1	1.000	0-0	.000	2-2	1.000	2	2	4	2.9	1	0	0	0	0	4	
SMU	02/05/2025		06:34	0-0	.000	0-0	.000	0-0	.000	1	1	2	2.9	1	0	0	0	0	0	
at Notre Dame	02/08/2025		03:03	0-0	.000	0-0	.000	0-0	.000	0	0	0	2.8	1	0	0	0	0	0	
Totals		0	221:40	32-55	.582	0-0	.000	20-28	.714	23	43	66	2.8	33	2	11	7	4	84	3.5

Player Averages

Games Played	Minutes/game	Points/game	FG Pct	3FG Pct	FT Pct	Rebounds/game	Assists/game	Turnovers/game	Assist/Turnover ratio	Steals/game	Blocks/game
24	9.2	3.5	58.2	0.0	71.4	2.8	0.1	0.5	0.2	0.2	0.3

PRODUCTION TRACKER

	This Season	Career
Scored 10+ Points	2	2
Had 5+ Rebounds	4	4
Had Multiple Blocks	1	1
Led Tech in Blocks	5	6
Had Multiple Steals	-	-
Shot over 50% from the floor	14	18
Played 10+ Minutes	8	9
Shot 5+ Free Throws	2	2
Had Multiple Dunks	-	-



SEASON	TEAM	GP-GS	MIN/AVG	FG-FGA	FG%	3FG-3FGA	3FG%	FT-FTA	FT%	OFF	DEF	TOT	AVG	PF-FO	A	TO	BLK	STL	PTS	AVG
2023-24	VT	13-0	50/3.9	5-13	.385	0-1	.000	2-4	.500	8	11	19	1.5	10-0	2	2	4	1	12	0.9
2024-25	VT	24-0	222/9.2	32-55	.582	0-0	.000	20-28	.714	23	43	66	2.8	33-0	2	11	7	4	84	3.5
TOTAL		37-0	272/7.3	37-68	.544	0-1	.000	22-32	.688	31	54	85	2.3	43-0	4	13	11	5	96	2.6

7 BRANDON RECHSTEINER

SOPHOMORE Guard | 6-1 | 190 | Sports Media and Analytics
Acworth, Georgia | Etowah



SEASON/CAREER BESTS

POINTS

Season 19 vs. USC Upstate (11/8/24)
Career 19 vs. USC Upstate (11/8/24)

REBOUNDS

Season 3 (2x), last vs. South Carolina (11/27/24)
Career 4 at Wake Forest (12/30/23)

ASSISTS

Season 6 at Georgia Tech (1/22/25)
Career 11 vs. American (12/21/23)

BLOCKS

Season -
Career -

STEALS

Season 2 (2x), last vs. St. Joseph's (12/21/24)
Career 2 (2x), last vs. St. Joseph's (12/21/24)

MINUTES

Season 34 vs. Pitt (12/7/24)
Career 34 vs. Pitt (12/7/24)

FIELD GOALS MADE

Season 7 vs. USC Upstate (11/8/24)
Career 7 vs. USC Upstate (11/8/24)

FIELD GOALS ATTEMPTED

Season 13 vs. South Carolina (11/27/24)
Career 13 vs. South Carolina (11/27/24)

3-PT. FIELD GOALS MADE

Season 3 (2x), last vs. Jacksonville (11/20/24)
Career 3 (2x), last vs. Jacksonville (11/20/24)

3-PT. FIELD GOALS ATTEMPTED

Season 8 at Notre Dame (2/8/25)
Career 8 at Notre Dame (2/8/25)

FREE THROWS MADE

Season 7 at Notre Dame (2/8/25)
Career 7 at Notre Dame (2/8/25)

FREE THROWS ATTEMPTED

Season 8 at Notre Dame (2/8/25)
Career 8 at Notre Dame (2/8/25)

- Wakes up at 4:50 a.m. almost every day
- Sharpshooter who should flourish on the offensive side in Coach Young's system.
- A four-year letterwinner at Etowah where he was coached by Jason Dasinger
- All-state and team captain as a junior and senior.
- Averaged 18 points, 5.3 rebounds, 5.1 assists and 2.8 steals per game as a senior, guiding Etowah to the GHSA Class 6A Final Four.
- GACA/GBCA 6A North Player of the Year.
- Reached 1,000 career points on Jan. 14, 2023.
- Consensus four-star recruit.
- Rated the 87th-best prospect in the 2023 class on 247Sports.
- Tabbed the second-best point guard in the state of Georgia and the 15th-best point guard nationally, according to 247Sports.
- Chose the Hokies over Gonzaga, Tennessee, Miami (Fla.), LSU, Xavier, Clemson and Notre Dame.
- Father, Scott, is a hall of fame professional wrestler; goes by Scott Steiner and Big Poppa Pump.
- Brother, Brock, is a wide receiver for Jacksonville State.

Last name pronounced: WRECK-stine-er

2024-25 GAME-BY-GAME STATS

Opponent	Date	GS	MIN	Total		3-Pointers		Free throws		Rebounds				PF	A	TO	BLK	STL	PTS	AVG	
				FG-FGA	PCT	3FG-3FGA	PCT	FT-FTA	PCT	OFF	DEF	TOT	AVG								
Delaware St.	11/04/2024	*	30:37	2-6	.333	2-5	.400	0-1	.000	0	1	1	1.0	4	3	2	0	1	6	6.0	
USC Upstate	11/08/2024	*	26:07	7-12	.583	3-5	.600	2-2	1.000	1	0	1	1.0	2	4	1	0	0	19	12.5	
Winthrop	11/11/2024	*	21:27	1-4	.250	0-3	.000	2-2	1.000	0	1	1	1.0	1	2	0	0	1	4	9.7	
vs Penn St.	11/15/2024	*	26:56	2-6	.333	1-4	.250	1-2	.500	0	1	1	1.0	2	5	2	0	0	6	8.8	
Jacksonville	11/20/2024	*	31:43	4-6	.667	3-5	.600	0-1	.000	1	1	2	1.2	4	3	5	0	1	11	9.2	
vs Michigan	11/25/2024	*	23:42	4-11	.364	0-4	.000	0-0	.000	1	2	3	1.5	4	1	3	0	2	8	9.0	
vs South Carolina	11/27/2024	*	30:03	4-13	.308	2-5	.400	0-0	.000	0	3	3	1.7	2	4	1	0	0	10	9.1	
Vanderbilt	12/04/2024	*	26:05	2-11	.182	1-7	.143	0-0	.000	0	2	2	1.8	1	4	4	0	1	5	8.6	
Pittsburgh	12/07/2024	*	33:34	4-9	.444	0-2	.000	0-0	.000	0	1	1	1.7	1	4	5	0	1	8	8.6	
N.C. A&T	12/12/2024	*	19:28	2-10	.200	1-7	.143	1-1	1.000	0	0	0	1.5	0	5	4	0	0	6	8.3	
Navy	12/15/2024	*	19:09	1-4	.250	0-2	.000	0-0	.000	0	0	0	1.4	0	4	2	0	0	2	7.7	
vs Saint Joseph's	12/21/2024		22:08	3-9	.333	1-5	.200	1-1	1.000	0	1	1	1.3	0	5	3	0	2	8	7.8	
at Duke	12/31/2024		18:07	1-3	.333	0-2	.000	0-0	.000	0	0	0	1.2	1	4	1	0	0	2	7.3	
Miami (FL)	01/04/2025		08:48	2-2	1.000	2-2	1.000	0-0	.000	1	0	1	1.2	0	0	1	0	1	6	7.2	
at Stanford	01/08/2025	*	26:36	2-6	.333	0-2	.000	0-0	.000	1	1	2	1.3	0	3	2	0	0	4	7.0	
at California	01/11/2025	*	23:26	5-9	.556	2-3	.667	0-0	.000	0	0	0	1.2	0	3	0	0	1	12	7.3	
NC State	01/15/2025	*	14:06	1-3	.333	1-2	.500	0-0	.000	0	0	0	1.1	1	0	2	0	0	3	7.1	
Wake Forest	01/18/2025		14:48	3-7	.429	2-5	.400	2-2	1.000	0	0	0	1.1	2	2	3	0	0	10	7.2	
at Georgia Tech	01/22/2025		24:15	3-6	.500	1-4	.250	0-0	.000	1	0	1	1.1	1	6	5	0	1	7	7.2	
Clemson	01/25/2025		14:50	1-3	.333	1-2	.500	0-0	.000	0	1	1	1.1	1	2	2	0	0	3	7.0	
at Florida St.	01/29/2025		16:24	3-4	.750	2-2	1.000	0-0	.000	0	0	0	1.0	2	1	0	0	0	8	7.0	
at Virginia	02/01/2025		11:08	1-1	1.000	1-1	1.000	0-0	.000	0	0	0	1.0	3	3	1	0	1	3	6.9	
SMU	02/05/2025		16:56	2-7	.286	1-5	.200	0-0	.000	0	1	1	1.0	1	3	1	0	0	5	6.8	
at Notre Dame	02/08/2025		25:24	2-10	.200	1-8	.125	7-8	.875	0	1	1	1.0	0	3	1	0	1	12	7.0	
Totals			14	525:47	62-162	.383	28-92	.304	16-20	.800	6	17	23	1.0	33	74	51	0	14	168	7.0

Player Averages

Games Played	Minutes/game	Points/game	FG Pct	3FG Pct	FT Pct	Rebounds/game	Assists/game	Turnovers/game	Assist/Turnover ratio	Steals/game	Blocks/game
24	21.9	7.0	38.3	30.4	80.0	1.0	3.1	2.1	1.5	0.6	0.0

PRODUCTION TRACKER

	This Season	Career
Scored 10+ Points	6	7
Scored 20+ Points	-	-
Made Multiple 3FGs	8	10
Made 3+ 3FGs	2	2
Led Tech in 3FGM	3	8
Shot over 40% from 3	11	19
Had 5+ Assists	4	5
Led Tech in Assists	14	19
Had Multiple Steals	2	2



CAREER STATS

SEASON	TEAM	GP-GS	MIN/AVG	FG-FGA	FG%	3FG-3FGA	3FG%	FT-FTA	FT%	OFF	DEF	TOT	AVG	PF-FO	A	TO	BLK	STL	PTS	AVG
2023-24	VT	26-2	239/9.2	16-43	.372	9-33	.273	6-8	.750	2	16	18	0.7	16-0	33	18	0	4	47	1.8
2024-25	VT	24-14	526/21.9	62-162	.383	28-92	.304	16-20	.800	6	17	23	1.0	33-0	74	51	0	14	168	7.0
TOTAL		50-16	765/15.3	78-205	.380	37-125	.296	22-28	.786	8	33	41	0.8	49-0	107	69	0	18	215	4.3

8 PETER CARR

FRESHMAN Guard | 6-5 | 205 | Computer Engineering
West Chester, Pennsylvania | West Chester East



SEASON/CAREER BESTS

POINTS

Season -
Career -

REBOUNDS

Season -
Career -

ASSISTS

Season -
Career -

BLOCKS

Season -
Career -

STEALS

Season -
Career -

MINUTES

Season 1 (2x), last vs. N.C. A&T (12/12/24)
Career 1 (2x), last vs. N.C. A&T (12/12/24)

FIELD GOALS MADE

Season -
Career -

FIELD GOALS ATTEMPTED

Season -
Career -

3-PT. FIELD GOALS MADE

Season -
Career -

3-PT. FIELD GOALS ATTEMPTED

Season -
Career -

FREE THROWS MADE

Season -
Career -

FREE THROWS ATTEMPTED

Season -
Career -

- Recruited as a preferred walk-on.
- Four-year letterwinner and captain at West Chester East where he was coached by Tom Durant.
- Helped the Vikings to three straight Ches-Mont Conference championships.
- Averaged 13.2 points, 4.3 rebounds, and 1.2 assists per game during his senior year.
- Played AAU basketball for East Coast Power in the HGSL.
- Honors student (4.7 GPA).
- DECA and Senior Class Vice President.
- Youngest of four children: brothers, Alexander and Andrew, and sister, Lizzie.
- Father, Philip, played basketball at the University of Delaware.
- Uncle, Tim Carr, played basketball at the University of Delaware and overseas.
- Brother, Andrew, is a graduate student currently playing basketball at the University of Kentucky.
- Sister, Lizzie, is a junior currently playing volleyball at Purdue University.

2024-25 GAME-BY-GAME STATS

Opponent	Date	GS	MIN	Total		3-Pointers		Free throws		Rebounds										
				FG-FGA	PCT	3FG-3FGA	PCT	FT-FTA	PCT	OFF	DEF	TOT	AVG	PF	A	TO	BLK	STL	PTS	AVG
Delaware St.	11/04/2024		00:33	0-0	.000	0-0	.000	0-0	.000	0	0	0	0.0	1	0	0	0	0	0	0.0
N.C. A&T	12/12/2024		01:21	0-0	.000	0-0	.000	0-0	.000	0	0	0	0.0	0	0	0	0	0	0	0.0
Totals		0	01:54	0-0	.000	0-0	.000	0-0	.000	0	0	0	0.0	1	0	0	0	0	0	0.0

Player Averages

Games Played	Minutes/game	Points/game	FG Pct	3FG Pct	FT Pct	Rebounds/game	Assists/game	Turnovers/game	Assist/Turnover ratio	Steals/game	Blocks/game
2	1.0	0.0	0.0	0.0	0.0	0.0	0.0	0.0	0.0	0.0	0.0

PRODUCTION TRACKER

	This Season
Scored 5+ Points	-
Scored 10+ Points	-
Made Multiple 3FGs	-
Made 3+ 3FGs	-
Led Tech in 3FGM	-
Shot over 40% from 3	-
Played 5+ Minutes	-
Had Multiple Assists	-
Had Multiple Steals	-



CAREER STATS

SEASON	TEAM	GP-GS	MIN/AVG	FG-FGA	FG%	3FG-3FGA	3FG%	FT-FTA	FT%	OFF	DEF	TOT	AVG	PF-FO	A	TO	BLK	STL	PTS	AVG
2024-25	VT	2-0	2/1.0	0-0	.000	0-0	.000	0-0	.000	0	0	0	0.0	1-0	0	0	0	0	0	0.0
TOTAL		2-0	2/1.0	0-0	.000	0-0	.000	0-0	.000	0	0	0	0.0	1-0	0	0	0	0	0	0.0

9 CONNER VENABLE

SOPHOMORE Guard | 6-3 | 195 | Multimedia Journalism and Architecture
Washington, D.C. | The Heights School



SEASON/CAREER BESTS

POINTS

Season 1 vs. N.C. A&T (12/12/24)
Career 1 vs. N.C. A&T (12/12/24)

REBOUNDS

Season -
Career 1 vs. Valparaiso (12/9/23)

ASSISTS

Season -
Career -

BLOCKS

Season -
Career -

STEALS

Season -
Career -

MINUTES

Season 1 (2x), last vs. N.C. A&T (12/12/24)
Career 2 vs. Vermont (12/16/23)

FIELD GOALS MADE

Season -
Career -

FIELD GOALS ATTEMPTED

Season -
Career 1 (2x), last vs. Virginia (2/19/24)

3-PT. FIELD GOALS MADE

Season -
Career -

3-PT. FIELD GOALS ATTEMPTED

Season -
Career 1 vs. Virginia (2/19/24)

FREE THROWS MADE

Season 1 vs. N.C. A&T (12/12/24)
Career 1 vs. N.C. A&T (12/12/24)

FREE THROWS ATTEMPTED

Season 3 vs. N.C. A&T (12/12/24)
Career 3 (2x), last vs. N.C. A&T (12/12/24)

- Recruited as a preferred walk-on.
- Two-time WCAC All-Conference Honorable Mention in 2021-22 and 2022-2023 at The Heights School in Potomac, Md.
- As the Cavaliers' leading scorer, averaged 25.5 points, 7.2 rebounds, 6.5 assists, 4.1 steals per game across a three-year career at The Heights School.
- Led the Cavaliers' to their first WCAC win in two years.
- Brother Ra'Mond Hines played at Georgetown (2014-18) and competed in the 2015 NCAA tournament.

2024-25 GAME-BY-GAME STATS

				Total		3-Pointers		Free throws		Rebounds											
Opponent	Date	GS	MIN	FG-FGA	PCT	3FG-3FGA	PCT	FT-FTA	PCT	OFF	DEF	TOT	AVG	PF	A	TO	BLK	STL	PTS	AVG	
Delaware St.	11/04/2024		00:33	0-0	.000	0-0	.000	0-0	.000	0	0	0	0.0	0	0	0	0	0	0	0.0	
N.C. A&T	12/12/2024		01:21	0-0	.000	0-0	.000	1-3	.333	0	0	0	0.0	0	0	0	0	0	0	0.5	
Totals		0	01:54	0-0	.000	0-0	.000	1-3	.333	0	0	0	0.0	0	0	0	0	0	1	0.5	

Player Averages

Games Played	Minutes/game	Points/game	FG Pct	3FG Pct	FT Pct	Rebounds/game	Assists/game	Turnovers/game	Assist/Turnover ratio	Steals/game	Blocks/game
2	1.0	0.5	0.0	0.0	33.3	0.0	0.0	0.0	0.0	0.0	0.0

PRODUCTION TRACKER

	This Season	Career
Scored 5+ Points	-	-
Scored 10+ Points	-	-
Made Multiple 3FGs	-	-
Made 3+ 3FGs	-	-
Led Tech in 3FGM	-	-
Shot over 40% from 3	-	-
Played 5+ Minutes	-	-
Had Multiple Assists	-	-
Had Multiple Steals	-	-



CAREER STATS

SEASON	TEAM	GP-GS	MIN/AVG	FG-FGA	FG%	3FG-3FGA	3FG%	FT-FTA	FT%	OFF	DEF	TOT	AVG	PF-FO	A	TO	BLK	STL	PTS	AVG
2023-24	VT	4-0	4/1.0	0-2	.000	0-1	.000	0-3	.000	1	0	1	0.3	0-0	0	0	0	0	0	0.0
2024-25	VT	2-0	2/1.0	0-0	.000	0-0	.000	1-3	.333	0	0	0	0.0	0-0	0	0	0	0	1	0.5
TOTAL		6-0	6/1.0	0-2	.000	0-1	.000	1-6	.167	1	0	1	0.2	0-0	0	0	0	0	1	0.2

10 TYLER JOHNSON

FRESHMAN Guard | 6-5 | 215 | Earth Science Education
Orlando, Florida | Oak Ridge



SEASON/CAREER BESTS

POINTS

Season 16 vs. USC Upstate (11/8/24)
Career 16 vs. USC Upstate (11/8/24)

REBOUNDS

Season 12 at Cal (1/11/25)
Career 12 at Cal (1/11/25)

ASSISTS

Season 5 vs. N.C. A&T (12/12/24)
Career 5 vs. N.C. A&T (12/12/24)

BLOCKS

Season 1 (5x), last vs. SMU (2/5/25)
Career 1 (5x), last vs. SMU (2/5/25)

STEALS

Season 1 (10x), last at Notre Dame (2/8/25)
Career 1 (10x), last at Notre Dame (2/8/25)

MINUTES

Season 35 at Cal (1/11/25)
Career 35 at Cal (1/11/25)

FIELD GOALS MADE

Season 5 (3x), last at Ga. Tech (1/22/25)
Career 5 (3x), last at Ga. Tech (1/22/25)

FIELD GOALS ATTEMPTED

Season 8 vs. Delaware State (11/4/24)
Career 8 vs. Delaware State (11/4/24)

3-PT. FIELD GOALS MADE

Season 2 (2x), last at Notre Dame (2/8/25)
Career 2 (2x), last at Notre Dame (2/8/25)

3-PT. FIELD GOALS ATTEMPTED

Season 4 (2x), last at Notre Dame (2/8/25)
Career 4 (2x), last at Notre Dame (2/8/25)

FREE THROWS MADE

Season 6 vs. USC Upstate (11/8/24)
Career 6 vs. USC Upstate (11/8/24)

FREE THROWS ATTEMPTED

Season 7 (2x), last at Florida State (1/29/25)
Career 7 (2x), last at Florida State (1/29/25)

- Mike Young called him a “hard-rocking man” who plays hard and is a “fierce offensive rebounder.”
- Four-year letterwinner at Oak Ridge where he was coached by Steve Reece.
- All-Metro and Orlando Sentinel All-Central Florida first team as a junior.
- Coached by Steve Reece and Sean Campbell while playing on the EYBL circuit with the Florida Rebels.
- Consensus three-star recruit.
- Rated the 189th-best prospect in the 2024 class on 247Sports.
- Recognized as the 17th-best player in the state of Florida and the 36th best at his position nationally, according to 247Sports.
- Chose Tech over FAU, Texas State and Hofstra.

2024-25 GAME-BY-GAME STATS

Opponent	Date	GS	MIN	Total		3-Pointers		Free throws		Rebounds				PF	A	TO	BLK	STL	PTS	AVG	
				FG-FA	PCT	3FG-3FGA	PCT	FT-FTA	PCT	OFF	DEF	TOT	AVG								
Delaware St.	11/04/2024		24:33	4-8	.500	0-2	.000	0-3	.000	2	4	6	6.0	3	1	2	1	1	8	8.0	
USC Upstate	11/08/2024		21:28	5-7	.714	0-1	.000	6-7	.857	1	3	4	5.0	1	1	0	0	0	16	12.0	
Winthrop	11/11/2024		20:20	2-7	.286	0-1	.000	0-0	.000	6	4	10	6.7	2	0	4	1	1	4	9.3	
vs Penn St.	11/15/2024		25:28	1-2	.500	0-1	.000	2-2	1.000	2	4	6	6.5	3	0	3	0	0	4	8.0	
Jacksonville	11/20/2024	*	19:48	1-5	.200	0-1	.000	1-1	1.000	1	0	1	5.4	0	2	0	0	1	3	7.0	
vs Michigan	11/25/2024	*	21:02	1-6	.167	0-2	.000	0-0	.000	3	3	6	5.5	2	1	1	0	0	2	6.2	
vs South Carolina	11/27/2024	*	17:51	2-5	.400	0-0	.000	0-0	.000	0	1	1	4.9	1	1	1	0	0	4	5.9	
Vanderbilt	12/04/2024	*	20:13	2-7	.286	0-1	.000	4-6	.667	4	1	5	4.9	3	0	1	0	1	8	6.1	
Pittsburgh	12/07/2024	*	21:19	3-3	1.000	1-1	1.000	1-1	1.000	0	6	6	5.0	2	0	4	0	0	8	6.3	
N.C. A&T	12/12/2024	*	22:35	3-7	.429	1-2	.500	0-0	.000	3	5	8	5.3	3	5	2	0	0	7	6.4	
Navy	12/15/2024	*	18:50	2-4	.500	1-2	.500	2-2	1.000	0	3	3	5.1	3	1	1	0	1	7	6.5	
vs Saint Joseph's	12/21/2024	*	12:11	0-1	.000	0-0	.000	0-0	.000	0	4	4	5.0	0	0	1	0	1	0	5.9	
at Duke	12/31/2024	*	14:58	0-2	.000	0-0	.000	0-0	.000	0	2	2	4.8	1	1	1	0	0	0	5.5	
Miami (FL)	01/04/2025	*	28:46	2-6	.333	1-2	.500	2-2	1.000	1	3	4	4.7	4	3	0	0	1	7	5.6	
at Stanford	01/08/2025	*	18:21	1-2	.500	0-0	.000	0-1	.000	0	1	1	4.5	3	0	1	0	0	2	5.3	
at California	01/11/2025	*	34:40	5-7	.714	0-0	.000	1-1	1.000	3	9	12	4.9	4	1	3	0	0	11	5.7	
NC State	01/15/2025	*	29:44	2-4	.500	1-2	.500	0-0	.000	2	4	6	5.0	1	0	2	0	0	5	5.6	
Wake Forest	01/18/2025	*	32:52	3-6	.500	0-1	.000	3-3	1.000	3	7	10	5.3	2	3	1	1	1	9	5.8	
at Georgia Tech	01/22/2025	*	23:38	5-7	.714	2-4	.500	2-2	1.000	3	2	5	5.3	3	0	3	0	1	14	6.3	
Clemson	01/25/2025	*	25:57	2-4	.500	1-2	.500	2-2	1.000	2	2	4	5.2	3	1	1	0	0	7	6.3	
at Florida St.	01/29/2025	*	25:45	2-6	.333	0-2	.000	3-7	.429	3	3	6	5.2	1	1	0	0	0	7	6.3	
at Virginia	02/01/2025	*	25:15	2-2	1.000	1-1	1.000	0-0	.000	1	3	4	5.2	2	2	1	1	0	5	6.3	
SMU	02/05/2025	*	30:52	3-6	.500	1-3	.333	1-2	.500	3	2	5	5.2	3	1	1	1	0	8	6.3	
at Notre Dame	02/08/2025	*	31:13	3-6	.500	2-4	.500	1-2	.500	0	2	2	5.0	2	0	4	0	1	9	6.5	
Totals			20	567:39	56-120	.467	12-35	.343	31-44	.705	43	78	121	5.0	52	25	38	5	10	155	6.5

Player Averages

Games Played	Minutes/ game	Points/ game	FG Pct	3FG Pct	FT Pct	Rebounds/ game	Assists/ game	Turnovers/ game	Assist/Turnover ratio	Steals/ game	Blocks/ game
24	23.7	6.5	46.7	34.3	70.5	5.0	1.0	1.6	0.7	0.4	0.2

PRODUCTION TRACKER

	This Season
Scored 10+ Points	3
Scored 20+ Points	-
Led Tech in Scoring	1
Had 10+ Rebounds	3
Led Tech in Rebounding	3
Had a Double-Double	1
Shot over 50% from the floor	14
Made 3+ 3FGs	-
Shot 5+ Free Throws	3



CAREER STATS

SEASON	TEAM	GP-GS	MIN/AVG	FG-FGA	FG%	3FG-3FGA	3FG%	FT-FTA	FT%	OFF	DEF	TOT	AVG	PF-FO	A	TO	BLK	STL	PTS	AVG
2024-25	VT	24-20	568/23.7	56-120	.467	12-35	.343	31-44	.705	43	78	121	5.0	52-0	25	38	5	10	155	6.5
TOTAL		24-20	568/23.7	56-120	.467	12-35	.343	31-44	.705	43	78	121	5.0	52-0	25	38	5	10	155	6.5

11 BEN HAMMOND

FRESHMAN Guard | 5-11 | 170 | Sports Media and Analytics
Fairfax, Virginia | Paul VI



SEASON/CAREER BESTS

POINTS

Season 17 vs. N.C. A&T (12/12/24)
Career 17 vs. N.C. A&T (12/12/24)

REBOUNDS

Season 4 (2x), last vs. Miami (1/4/25)
Career 4 (2x), last vs. Miami (1/4/25)

ASSISTS

Season 8 vs. Miami (1/4/25)
Career 8 vs. Miami (1/4/25)

BLOCKS

Season -
Career -

STEALS

Season 5 vs. N.C. A&T (12/12/24)
Career 5 vs. N.C. A&T (12/12/24)

MINUTES

Season 31 vs. Miami (1/4/25)
Career 31 vs. Miami (1/4/25)

FIELD GOALS MADE

Season 6 vs. N.C. A&T (12/12/24)
Career 6 vs. N.C. A&T (12/12/24)

FIELD GOALS ATTEMPTED

Season 9 vs. Wake Forest (1/18/25)
Career 9 vs. Wake Forest (1/18/25)

3-PT. FIELD GOALS MADE

Season 3 vs. N.C. A&T (12/12/24)
Career 3 vs. N.C. A&T (12/12/24)

3-PT. FIELD GOALS ATTEMPTED

Season 3 (3x), last at Florida State (1/29/25)
Career 3 (3x), last at Florida State (1/29/25)

FREE THROWS MADE

Season 5 vs. Michigan (11/25/24)
Career 5 vs. Michigan (11/25/24)

FREE THROWS ATTEMPTED

Season 6 vs. Michigan (11/25/24)
Career 6 vs. Michigan (11/25/24)

CAREER STATS

SEASON	TEAM	GP-GS	MIN/AVG	FG-FGA	FG%	3FG-3FGA	3FG%	FT-FTA	FT%	OFF	DEF	TOT	AVG	PF-FO	A	TO	BLK	STL	PTS	AVG
2024-25	VT	21-10	382/18.2	33-90	.367	10-23	.435	29-38	.763	5	29	34	1.6	39-0	43	30	0	21	105	5.0
TOTAL		21-10	382/18.2	33-90	.367	10-23	.435	29-38	.763	5	29	34	1.6	39-0	43	30	0	21	105	5.0

- Previously signed with Rhode Island in fall 2023; reopened his recruitment on April 16, 2024 and chose the Hokies less than two weeks later.
- Point guard for Paul VI, which finished the 2023-24 season 35-3 and ranked No. 2 in the country by ESPN.
- Earned First-Team All-Met honors in March after averaging 14 points, 6.7 assists, 4.5 rebounds and 3.4 steals per game as a senior.
- Eclipsed 1,000 career points and became PVI's all-time winningest player after guiding the Panthers to their fourth straight VISAA state title and his second WCAC title.
- Played for Team Takeover on the Nike EYBL circuit; joins former Tech star Erick Green, who led the nation in scoring in 2013, with ties to Paul VI and Team Takeover.
- Consensus three-star prospect and a top-10 player in Virginia.
- Chose the Hokies over Tennessee.
- David Jackson, the Hokies' strength and conditioning coach, calls him Mighty Mouse because despite his small stature, he is jacked and lightning quick.
- Father served in the army for 23 years and retired as a Lt. Colonel.

2024-25 GAME-BY-GAME STATS

Opponent	Date	GS	MIN	Total		3-Pointers		Free throws		Rebounds				PF	A	TO	BLK	STL	PTS	AVG	
				FG-FGA	PCT	3FG-3FGA	PCT	FT-FTA	PCT	OFF	DEF	TOT	AVG								
Delaware St.	11/04/2024		08:50	0-2	.000	0-2	.000	0-0	.000	0	1	1	1.0	2	2	1	0	1	0	0.0	
USC Upstate	11/08/2024		13:53	2-4	.500	0-1	.000	0-0	.000	0	2	2	1.5	2	2	0	0	1	4	2.0	
Winthrop	11/11/2024		18:33	1-4	.250	1-3	.333	3-4	.750	0	0	0	1.0	1	1	0	0	2	6	3.3	
vs Penn St.	11/15/2024		16:30	2-4	.500	0-0	.000	0-1	.000	0	0	0	0.8	4	1	4	0	1	4	3.5	
Jacksonville	11/20/2024		08:17	0-1	.000	0-0	.000	1-2	.500	0	1	1	0.8	0	0	2	0	0	1	3.0	
vs Michigan	11/25/2024		18:58	1-6	.167	1-1	1.000	5-6	.833	0	1	1	0.8	2	3	0	0	1	8	3.8	
vs South Carolina	11/27/2024		15:04	0-4	.000	0-1	.000	0-0	.000	0	2	2	1.0	0	1	1	0	1	0	3.3	
Vanderbilt	12/04/2024		13:55	0-3	.000	0-1	.000	1-2	.500	0	1	1	1.0	2	0	3	0	0	1	3.0	
Pittsburgh	12/07/2024		06:26	0-0	.000	0-0	.000	0-0	.000	0	1	1	1.0	1	1	1	0	0	0	2.7	
N.C. A&T	12/12/2024		23:04	6-6	1.000	3-3	1.000	2-2	1.000	0	1	1	1.0	3	4	3	0	5	17	4.1	
Navy	12/15/2024		20:51	4-6	.667	1-1	1.000	2-2	1.000	0	1	1	1.0	0	3	1	0	2	11	4.7	
vs Saint Joseph's	12/21/2024	*	17:52	3-6	.500	1-2	.500	4-4	1.000	1	1	2	1.1	3	2	2	0	0	11	5.3	
at Duke	12/31/2024	*	21:53	1-3	.333	0-0	.000	0-0	.000	1	3	4	1.3	1	3	3	0	0	2	5.0	
Miami (FL)	01/04/2025	*	31:12	2-4	.500	1-1	1.000	0-0	.000	0	4	4	1.5	2	8	3	0	2	5	5.0	
Wake Forest	01/18/2025	*	25:12	1-9	.111	0-1	.000	2-3	.667	0	2	2	1.5	2	1	1	0	0	4	4.9	
at Georgia Tech	01/22/2025	*	16:16	1-6	.167	0-2	.000	0-0	.000	1	1	2	1.6	1	2	0	0	0	2	4.8	
Clemson	01/25/2025	*	14:27	0-4	.000	0-0	.000	4-4	1.000	0	1	1	1.5	1	0	1	0	1	4	4.7	
at Florida St.	01/29/2025	*	23:36	2-6	.333	1-3	.333	1-2	.500	0	2	2	1.6	3	2	1	0	2	6	4.8	
at Virginia	02/01/2025	*	29:23	2-3	.667	0-0	.000	2-4	.500	0	1	1	1.5	3	2	0	0	0	6	4.8	
SMU	02/05/2025	*	23:04	3-6	.500	1-1	1.000	2-2	1.000	2	1	3	1.6	2	1	2	0	1	9	5.1	
at Notre Dame	02/08/2025	*	14:36	2-3	.667	0-0	.000	0-0	.000	0	2	2	1.6	4	4	1	0	1	4	5.0	
Totals			10	381:51	33-90	.367	10-23	.435	29-38	.763	5	29	34	1.6	39	43	30	0	21	105	5.0

Player Averages

Games Played	Minutes/ game	Points/ game	FG Pct	3FG Pct	FT Pct	Rebounds/ game	Assists/ game	Turnovers/ game	Assist/Turnover ratio	Steals/ game	Blocks/ game
21	18.2	5.0	36.7	43.5	76.3	1.6	2.0	1.4	1.4	1.0	0.0

PRODUCTION TRACKER

	This Season
Scored 10+ Points	3
Led Tech in Scoring	2
Made Multiple 3FGs	1
Had Multiple Assists	12
Had 5+ Assists	1
Led Tech in Assists	3
Shot over 50% from the floor	9
Had Multiple Steals	5
Led Tech in Steals	8



13 BEN BURNHAM

SENIOR Forward | 6-7 | 220 | Psychology
Fort Mill, South Carolina | College of Charleston



SEASON/CAREER BESTS

POINTS

Season 18 at Stanford (1/8/25)
Career 25 vs. Stony Brook (2/25/23)

REBOUNDS

Season 9 vs. N.C. A&T (12/12/24)
Career 13 at Hofstra (2/28/22)

ASSISTS

Season 4 vs. Vanderbilt (12/4/24)
Career 4 (2x), last vs. Vanderbilt (12/4/24)

BLOCKS

Season 2 (2x), last vs. SMU (2/5/25)
Career 2 (1x), last vs. SMU (2/5/25)

STEALS

Season 2 (3x), last vs. NC State (1/15/25)
Career 3 (3x), last vs. The Citadel (12/14/23)

MINUTES

Season 30 vs. Pitt (12/7/24)
Career 35 vs. Presbyterian (12/12/21)

FIELD GOALS MADE

Season 7 (2x), last at Stanford (1/8/25)
Career 10 vs. Stony Brook (2/25/23)

FIELD GOALS ATTEMPTED

Season 11 vs. NC State (1/15/25)
Career 19 vs. Wyoming (11/17/23)

3-PT. FIELD GOALS MADE

Season 4 at Stanford (1/8/25)
Career 4 (3x), last at Stanford (1/8/25)

3-PT. FIELD GOALS ATTEMPTED

Season 5 (5x), last at Notre Dame (2/8/25)
Career 10 vs. Wyoming (11/17/23)

FREE THROWS MADE

Season 3 vs. NC State (1/15/25)
Career 6 (2x), last vs. Alabama (3/22/24)

FREE THROWS ATTEMPTED

Season 3 (2x), last vs. NC State (1/15/25)
Career 8 (3x), last vs. Alabama (3/22/24)

- When asked to describe Ben Burnham in one word, Mike Young said: "tough." He's not afraid to embrace physicality.
- Advanced to the 2024 NCAA tournament following a 82-79 overtime win against Stony Brook in the CAA title game.
- Averaged 11.9 points per game as a junior at College of Charleston.
- Scored 19 points against Alabama in the NCAA first round game.
- 6-foot-7 forward who starred at Carmel Christian School in Charlotte, N.C.
- Recorded two monster triple-double performances as a senior with 22 points, 16 rebounds and 10 blocks versus Victory Christian on Jan. 26 and 23 points, 23 rebounds and 10 blocks against Charlotte Christian in the state 4A playoffs.
- A two-time NCISAA all-state selection.
- Chose Tech over Florida State, Ole Miss and South Carolina.
- Has a good sense of humor. When asked what fans should know about him, he said, "I love food, so if anyone wants to take me out to lunch, let me know."
- Burnham was a skateboarder back in the day.

Last name pronounced: burn-UM

2024-25 GAME-BY-GAME STATS

Opponent	Date	GS	MIN	Total		3-Pointers		Free throws		Rebounds				PF	A	TO	BLK	STL	PTS	AVG
				FG-FGA	PCT	3FG-3FGA	PCT	FT-FTA	PCT	OFF	DEF	TOT	AVG							
Delaware St.	11/04/2024		17:25	0-3	.000	0-1	.000	2-2	1.000	2	2	4	4.0	2	0	1	0	0	2	2.0
USC Upstate	11/08/2024		16:01	0-2	.000	0-0	.000	1-2	.500	3	2	5	4.5	2	0	1	0	0	1	1.5
Winthrop	11/11/2024		10:44	1-3	.333	0-1	.000	0-0	.000	0	2	2	3.7	1	0	0	0	0	2	1.7
vs Penn St.	11/15/2024		11:45	2-3	.667	2-2	1.000	2-2	1.000	1	2	3	3.5	5	2	1	0	0	8	3.3
Jacksonville	11/20/2024		18:11	2-8	.250	0-2	.000	2-3	.667	1	4	5	3.8	0	3	0	0	1	6	3.8
vs Michigan	11/25/2024		22:44	2-6	.333	0-0	.000	1-2	.500	2	2	4	3.8	2	0	0	0	0	5	4.0
vs South Carolina	11/27/2024		22:18	3-5	.600	2-2	1.000	0-0	.000	0	1	1	3.4	2	0	3	1	1	8	4.6
Vanderbilt	12/04/2024		22:48	4-9	.444	1-5	.200	1-1	1.000	3	3	6	3.8	2	4	1	0	1	10	5.3
Pittsburgh	12/07/2024		29:42	2-9	.222	1-5	.200	0-0	.000	2	3	5	3.9	2	1	2	0	0	5	5.2
N.C. A&T	12/12/2024		21:38	3-7	.429	2-5	.400	0-0	.000	4	5	9	4.4	3	2	2	2	2	8	5.5
Navy	12/15/2024		21:43	7-9	.778	2-3	.667	1-1	1.000	1	0	1	4.1	3	1	0	0	0	17	6.5
vs Saint Joseph's	12/21/2024		26:34	4-7	.571	3-3	1.000	0-0	.000	0	2	2	3.9	0	0	0	0	1	11	6.9
at Duke	12/31/2024		17:46	4-7	.571	1-3	.333	0-0	.000	0	0	0	3.6	0	1	0	0	0	9	7.1
Miami (FL)	01/04/2025		15:11	2-5	.400	1-2	.500	0-0	.000	0	2	2	3.5	1	0	0	0	2	5	6.9
at Stanford	01/08/2025		26:50	7-10	.700	4-5	.800	0-0	.000	1	3	4	3.5	0	1	1	1	1	18	7.7
at California	01/11/2025		21:02	2-2	1.000	0-0	.000	1-2	.500	1	0	1	3.4	0	0	0	0	0	5	7.5
NC State	01/15/2025		26:36	4-11	.364	1-2	.500	3-3	1.000	1	4	5	3.5	3	1	0	0	2	12	7.8
Wake Forest	01/18/2025		21:58	1-4	.250	0-1	.000	1-3	.333	0	0	0	3.3	0	0	0	0	0	3	7.5
at Georgia Tech	01/22/2025		08:11	0-2	.000	0-1	.000	0-0	.000	1	1	2	3.2	2	0	0	0	0	0	7.1
Clemson	01/25/2025		27:59	3-7	.429	2-4	.500	0-0	.000	1	4	5	3.3	2	2	1	0	1	8	7.2
at Florida St.	01/29/2025		16:29	1-4	.250	0-1	.000	0-0	.000	0	1	1	3.2	0	0	1	0	0	2	6.9
at Virginia	02/01/2025		27:17	3-10	.300	2-4	.500	0-0	.000	2	4	6	3.3	1	0	1	1	1	8	7.0
SMU	02/05/2025		21:11	5-9	.556	2-4	.500	0-0	.000	2	2	4	3.3	1	1	0	2	0	12	7.2
at Notre Dame	02/08/2025		23:18	4-7	.571	2-5	.400	0-0	.000	2	2	4	3.4	1	1	1	0	0	10	7.3
Totals			0 495:21	66-149	.443	28-61	.459	15-21	.714	30	51	81	3.4	35	20	16	7	13	175	7.3

Player Averages

Games Played	Minutes/game	Points/game	FG Pct	3FG Pct	FT Pct	Rebounds/game	Assists/game	Turnovers/game	Assist/Turnover ratio	Steals/game	Blocks/game
24	20.6	7.3	44.3	45.9	71.4	3.4	0.8	0.7	1.3	0.5	0.3

PRODUCTION TRACKER

	This Season	Career
Scored 10+ Points	7	54
Scored 20+ Points	-	5
Led Tech in Scoring	3	3
Had 10+ Rebounds	-	3
Led Tech in Rebounding	2	2
Had a Double-Double	-	-
Shot over 50% from the floor	9	66
Made 3+ 3FGs	2	14
Shot 5+ Free Throws	-	5



CAREER STATS

SEASON	TEAM	GP-GS	MIN/AVG	FG-FGA	FG%	3FG-3FGA	3FG%	FT-FTA	FT%	OFF	DEF	TOT	AVG	PF-FO	A	TO	BLK	STL	PTS	AVG
2021-22	CC	32-26	630/19.7	97-205	.473	23-71	.324	28-43	.651	47	91	138	4.3	57-0	27	37	15	22	245	7.7
2022-23	CC	35-0	588/16.8	116-219	.530	41-92	.446	36-50	.720	38	90	128	3.7	57-0	19	36	12	12	309	8.8
2023-24	CC	35-35	771/22.0	157-338	.464	46-125	.368	57-82	.695	59	100	159	4.5	55-1	31	34	17	30	417	11.9
2024-25	VT	24-0	495/20.6	66-149	.443	28-61	.459	15-21	.714	30	51	81	3.4	35-1	20	16	7	13	175	7.3
TOTAL FOR VT		24-0	495/20.6	66-149	.443	28-61	.459	15-21	.714	30	51	81	3.4	35-1	20	16	7	13	175	7.3
TOTAL		126-61	2484/19.7	436-911	.479	138-349	.395	136-196	.694	174	332	506	4.0	204-2	97	123	51	77	1146	9.1

21 RYAN JONES JR.

FRESHMAN Forward | 6-8 | 240 | Graphic Design
Gainesville, Florida | The Rock School



SEASON/CAREER BESTS

POINTS

Season 4 vs. Delaware State (11/4/24)
Career 4 vs. Delaware State (11/4/24)

REBOUNDS

Season 1 (2x), last vs. St. Joseph's (12/21/24)
Career 1 (2x), last vs. St. Joseph's (12/21/24)

ASSISTS

Season -
Career -

BLOCKS

Season -
Career -

STEALS

Season -
Career -

MINUTES

Season 4 vs. N.C. A&T (12/12/24)
Career 4 vs. N.C. A&T (12/12/24)

FIELD GOALS MADE

Season 2 vs. Delaware State (11/4/24)
Career 2 vs. Delaware State (11/4/24)

FIELD GOALS ATTEMPTED

Season 2 (2x), last vs. N.C. A&T (12/12/24)
Career 2 (2x), last vs. N.C. A&T (12/12/24)

3-PT. FIELD GOALS MADE

Season -
Career -

3-PT. FIELD GOALS ATTEMPTED

Season 2 vs. N.C. A&T (12/12/24)
Career 2 vs. N.C. A&T (12/12/24)

FREE THROWS MADE

Season -
Career -

FREE THROWS ATTEMPTED

Season -
Career -

- Strong in his faith of Jesus Christ; attends numerous FCA events as a campus student leader.
- Five-year letterwinner at The Rock School where he was coached by Justin Harden.
- Offensive player of the year as a sophomore and SIAA first team as a junior.
- Played AAU with Judah Nation.
- Won a gold medal with Team USA at the 2021 FIBA Americas U16 Championship.
- Consensus four-star recruit.
- Rated the 69th-best prospect in the 2024 class on 247Sports.
- Recognized as the 12th-best player in the state of Florida and the 12th-best center nationally, according to 247Sports.
- Chose Tech over Florida.
- Hidden talent is drawing.

2024-25 GAME-BY-GAME STATS

Opponent	Date	GS	MIN	Total		3-Pointers		Free throws		Rebounds				PF				STL				PTS	AVG
				FG-FA	PCT	3FG-3FA	PCT	FT-FTA	PCT	OFF	DEF	TOT	AVG	A	TO	BLK	STL						
Delaware St.	11/04/2024		01:48	2-2	1.000	0-0	.000	0-0	.000	1	0	1	1.0	0	0	0	0	0	4	4.0			
USC Upstate	11/08/2024		00:55	0-0	.000	0-0	.000	0-0	.000	0	0	0	0.5	0	0	0	0	0	0	2.0			
vs Penn St.	11/15/2024		02:44	1-1	1.000	0-0	.000	0-0	.000	0	0	0	0.3	1	0	0	0	0	2	2.0			
N.C. A&T	12/12/2024		03:53	0-2	.000	0-2	.000	0-0	.000	0	0	0	0.3	2	0	0	0	0	0	1.5			
vs Saint Joseph's	12/21/2024		01:06	0-0	.000	0-0	.000	0-0	.000	0	1	1	0.4	0	0	0	0	0	0	1.2			
Totals		0	10:26	3-5	.600	0-2	.000	0-0	.000	1	1	2	0.4	3	0	0	0	0	6	1.2			

Player Averages

Games Played	Minutes/ game	Points/ game	FG Pct	3FG Pct	FT Pct	Rebounds/ game	Assists/ game	Turnovers/ game	Assist/Turnover ratio	Steals/ game	Blocks/ game
5	2.1	1.2	60.0	0.0	0.0	0.4	0.0	0.0	0.0	0.0	0.0

PRODUCTION TRACKER

	This Season
Scored 10+ Points	-
Made Multiple 3FGs	-
Had 10+ Rebounds	-
Had Multiple Blocks	-
Led Tech in Blocks	-
Had Multiple Steals	-
Shot over 50% from the floor	2
Shot 5+ Free Throws	-
Had Multiple Dunks	-



CAREER STATS

SEASON	TEAM	GP-GS	MIN/AVG	FG-FGA	FG%	3FG-3FGA	3FG%	FT-FTA	FT%	OFF	DEF	TOT	AVG	PF-FO	A	TO	BLK	STL	PTS	AVG
2024-25	VT	5-0	10/2.1	3-5	.600	0-2	.000	0-0	.000	1	1	2	0.4	3-0	0	0	0	0	6	1.2
TOTAL		5-0	10/2.1	3-5	.600	0-2	.000	0-0	.000	1	1	2	0.4	3-0	0	0	0	0	6	1.2

22 CONNOR SERVEN

GRADUATE STUDENT Forward | 6-8 | 225 | Agricultural and Life Sciences
Prairie City, Illinois | Eastern Michigan



SEASON/CAREER BESTS

POINTS

Season -
Career 15 vs. Kent State (1/6/24)

REBOUNDS

Season 1 (4x), last at Notre Dame (2/8/25)
Career 10 at Buffalo (2/20/24)

ASSISTS

Season -
Career 3 (3x), last at Central Mich. (3/8/24)

BLOCKS

Season 1 vs. N.C. A&T (12/12/24)
Career 3 at Central Michigan (3/8/24)

STEALS

Season -
Career 3 at Central Michigan (3/8/24)

MINUTES

Season 3 at Duke (12/31/24)
Career 42 at Central Michigan (3/8/24)

FIELD GOALS MADE

Season -
Career 5 (2x), last at Akron (3/5/24)

FIELD GOALS ATTEMPTED

Season 1 at Notre Dame (2/8/25)
Career 10 vs. Kent State (1/6/24)

3-PT. FIELD GOALS MADE

Season -
Career 2 at Buffalo (2/20/24)

3-PT. FIELD GOALS ATTEMPTED

Season 1 at Notre Dame (2/8/25)
Career 5 at Central Michigan (3/8/24)

FREE THROWS MADE

Season -
Career 5 vs. Kent State (1/6/24)

FREE THROWS ATTEMPTED

Season -
Career 5 (2x), last vs. Buffalo (1/27/24)

- Averaged 3.3 points and 3.1 rebounds in 31 games played at Eastern Michigan.
- Connected on 43.5% (40-92) of his field-goal attempts at EMU.
- Dialed up a career-high 15 points on 5 of 10 shooting vs. Kent State on Jan. 6, 2024.
- Notched three double-figure scoring games for the Eagles in 2023-24.
- Played three seasons for the Fighting Illini under head coach Brad Underwood.
- Appeared in 18 games during his time in Champaign, scoring three points and collecting seven rebounds.
- Member of three NCAA tournament teams, including two squads that advanced to the NCAA Second Round in both 2022 and 2023.
- Graduated from St. Rita High School and played under head coach Roshawn Russel

Last name pronounced: sir-VEN

2024-25 GAME-BY-GAME STATS

Opponent	Date	GS	MIN	Total		3-Pointers		Free throws		Rebounds								PTS	AVG
				FG-FGA	PCT	3FG-3FGA	PCT	FT-FTA	PCT	OFF	DEF	TOT	AVG	PF	A	TO	BLK		
Delaware St.	11/04/2024		01:18	0-0	.000	0-0	.000	0-0	.000	0	0	0	0.0	0	0	0	0	0	0.0
USC Upstate	11/08/2024		00:55	0-0	.000	0-0	.000	0-0	.000	0	0	0	0.0	0	0	0	0	0	0.0
vs Penn St.	11/15/2024		02:26	0-0	.000	0-0	.000	0-0	.000	0	0	0	0.0	0	0	0	0	0	0.0
vs South Carolina	11/27/2024		02:29	0-0	.000	0-0	.000	0-0	.000	0	1	1	0.3	0	0	0	0	0	0.0
N.C. A&T	12/12/2024		02:24	0-0	.000	0-0	.000	0-0	.000	0	1	1	0.4	0	0	0	1	0	0.0
vs Saint Joseph's	12/21/2024		01:06	0-0	.000	0-0	.000	0-0	.000	0	0	0	0.3	0	0	0	0	0	0.0
at Duke	12/31/2024		02:35	0-0	.000	0-0	.000	0-0	.000	0	0	0	0.3	0	0	0	0	0	0.0
NC State	01/15/2025		01:24	0-0	.000	0-0	.000	0-0	.000	0	0	0	0.3	0	0	0	0	0	0.0
at Florida St.	01/29/2025		02:06	0-0	.000	0-0	.000	0-0	.000	0	1	1	0.3	0	0	0	0	0	0.0
at Notre Dame	02/08/2025		02:05	0-1	.000	0-1	.000	0-0	.000	1	0	1	0.4	0	0	0	0	0	0.0
Totals		0	18:48	0-1	.000	0-1	.000	0-0	.000	1	3	4	0.4	0	0	1	0	0	0.0

Player Averages

Games Played	Minutes/game	Points/game	FG Pct	3FG Pct	FT Pct	Rebounds/game	Assists/game	Turnovers/game	Assist/Turnover ratio	Steals/game	Blocks/game
10	1.9	0.0	0.0	0.0	0.0	0.4	0.0	0.0	0.0	0.0	0.1

PRODUCTION TRACKER

	This Season	Career
Scored 10+ Points	-	3
Had 10+ Rebounds	-	1
Had Multiple Blocks	-	5
Led Tech in Blocks	-	-
Had Multiple Steals	-	3
Shot over 50% from the floor	-	14
Played 10+ Minutes	-	19
Shot 5+ Free Throws	-	2
Made Multiple 3FGs	-	1



CAREER STATS

SEASON	TEAM	GP-GS	MIN/AVG	FG-FGA	FG%	3FG-3FGA	3FG%	FT-FTA	FT%	OFF	DEF	TOT	AVG	PF-FO	A	TO	BLK	STL	PTS	AVG
2020-21	Illini	7-0	13/1.8	1-1	1.000	0-0	.000	0-0	.000	1	1	2	0.3	2-0	0	1	0	0	2	0.3
2021-22	Illini	6-0	11/1.9	0-1	.000	0-1	.000	0-0	.000	0	1	1	0.2	0-0	0	0	0	0	0	0.0
2022-23	Illini	5-0	19/3.9	0-1	.000	0-1	.000	1-2	.500	1	3	4	0.8	2-0	0	2	0	1	1	0.2
2023-24	EMU	31-13	556/17.9	40-93	.430	8-32	.250	14-29	.483	26	71	97	3.1	36-0	19	14	14	20	102	3.3
2024-25	VT	10-0	19/1.9	0-1	.000	0-1	.000	0-0	.000	1	3	4	0.4	0-0	0	0	1	0	0	0.0
TOTAL FOR VT		10-0	19/1.9	0-1	.000	0-1	.000	0-0	.000	1	3	4	0.4	0-0	0	0	1	0	0	0.0
TOTAL		59-13	618/10.5	41-97	.423	8-35	.229	15-31	.484	29	79	108	1.8	40-0	19	17	15	21	105	1.8

34 MYLYJAEI POTEAT

GRADUATE STUDENT Forward | 6-9 | 260 | Sociology
Reidsville, North Carolina | Rice



SEASON/CAREER BESTS

POINTS

Season 25 vs. Miami (1/4/25)
Career 25 vs. Miami (1/4/25)

REBOUNDS

Season 10 vs. SMU (2/5/25)
Career 11 vs. Ohio (3/19/22)

ASSISTS

Season 5 (2x), last vs. SMU (2/5/25)
Career 5 (2x), last vs. SMU (2/5/25)

BLOCKS

Season 2 (2x), last at Virginia (2/1/25)
Career 2 (4x), last at Virginia (2/1/25)

STEALS

Season 3 at Georgia Tech (1/22/25)
Career 3 at Georgia Tech (1/22/25)

MINUTES

Season 30 (3x), last at Ga. Tech (1/22/25)
Career 30 (3x), last at Ga. Tech (1/22/25)

FIELD GOALS MADE

Season 10 vs. Miami (1/4/25)
Career 10 vs. Miami (1/4/25)

FIELD GOALS ATTEMPTED

Season 16 vs. Miami (1/4/25)
Career 16 vs. Miami (1/4/25)

3-PT. FIELD GOALS MADE

Season -
Career -

3-PT. FIELD GOALS ATTEMPTED

Season 1 vs. Winthrop (11/11/24)
Career 1 (2x), last vs. Winthrop (11/11/24)

FREE THROWS MADE

Season 7 (2x), last vs. Penn State (11/15/24)
Career 9 at Louisiana Tech (1/27/22)

FREE THROWS ATTEMPTED

Season 9 (2x), last vs. Penn State (11/15/24)
Career 10 at Louisiana Tech (1/27/22)

- Has drawn high praise from Coach Young since arriving in Blacksburg – credits his footwork and hands.
- Going into his fifth season in the best shape he's ever been.
- Dialed up a career-high-tying 18 points in Tech's 91-67 win over Georgia Tech in 2023-24.
- All-ACC Academic Team honoree in 2022-23 and 2023-24.
- Finished with a 64.2% field-goal percentage in his first season in Blacksburg.
- Tallied 311 career points and 172 career rebounds at Rice.
- Averaged 6.8 points and 3.7 rebounds per game for his career as an Owl.
- Recorded a pair of double-doubles in 2021-22.
- Connected on 70.2% (87-124) of his attempts from the floor in two seasons at Rice.
- One of five players to play all 33 games for the Owls in 2021-22.
- His 62.0 field-goal percentage was the seventh-highest in a season in program history in 2021-22.
- Reached double-figure scoring 14 times in 2021-22, leading the Owls in scoring and rebounding five times.

Name pronounced: muh-LIE-juhl POH-teet

2024-25 GAME-BY-GAME STATS

Opponent	Date	GS	MIN	Total		3-Pointers		Free throws		Rebounds				PF	A	TO	BLK	STL	PTS	AVG	
				FG-FA	PCT	3FG-3FGA	PCT	FT-FTA	PCT	OFF	DEF	TOT	AVG								
Delaware St.	11/04/2024	*	22:58	5-7	.714	0-0	.000	4-7	.571	2	3	5	5.0	3	5	1	2	0	14	14.0	
USC Upstate	11/08/2024	*	27:11	6-8	.750	0-0	.000	7-9	.778	2	3	5	5.0	3	1	2	0	0	19	16.5	
Winthrop	11/11/2024	*	25:22	1-7	.143	0-1	.000	3-4	.750	1	2	3	4.3	4	2	0	0	0	5	12.7	
vs Penn St.	11/15/2024	*	23:27	4-8	.500	0-0	.000	7-9	.778	0	2	2	3.8	1	2	4	0	0	15	13.3	
Jacksonville	11/20/2024	*	23:24	5-8	.625	0-0	.000	5-8	.625	6	2	8	4.6	2	3	2	0	0	15	13.6	
vs Michigan	11/25/2024	*	23:11	2-3	.667	0-0	.000	4-6	.667	3	4	7	5.0	2	0	4	0	0	8	12.7	
vs South Carolina	11/27/2024	*	22:12	0-4	.000	0-0	.000	1-2	.500	1	6	7	5.3	4	1	2	0	0	1	11.0	
Vanderbilt	12/04/2024	*	29:51	5-10	.500	0-0	.000	4-4	1.000	3	4	7	5.5	1	0	2	0	0	14	11.4	
Pittsburgh	12/07/2024	*	18:04	1-2	.500	0-0	.000	1-2	.500	2	2	4	5.3	2	0	2	0	1	3	10.4	
N.C. A&T	12/12/2024	*	14:34	4-7	.571	0-0	.000	3-4	.750	1	0	1	4.9	3	0	0	0	0	11	10.5	
Navy	12/15/2024	*	18:37	4-6	.667	0-0	.000	4-6	.667	1	1	2	4.6	3	1	1	0	0	12	10.6	
vs Saint Joseph's	12/21/2024	*	08:24	1-4	.250	0-0	.000	2-2	1.000	2	0	2	4.4	1	0	0	0	0	4	10.1	
at Duke	12/31/2024	*	17:17	2-6	.333	0-0	.000	2-2	1.000	0	2	2	4.2	3	1	2	0	0	6	9.8	
Miami (FL)	01/04/2025	*	29:38	10-16	.625	0-0	.000	5-7	.714	3	0	3	4.1	1	0	0	0	2	25	10.9	
at Stanford	01/08/2025	*	20:18	6-11	.545	0-0	.000	0-1	.000	0	3	3	4.1	2	0	0	0	0	12	10.9	
at California	01/11/2025	*	23:17	5-8	.625	0-0	.000	2-2	1.000	1	2	3	4.0	3	0	1	0	0	12	11.0	
NC State	01/15/2025	*	12:17	1-4	.250	0-0	.000	1-2	.500	1	0	1	3.8	3	0	1	0	0	3	10.5	
Wake Forest	01/18/2025	*	25:45	3-5	.600	0-0	.000	5-5	1.000	3	2	5	3.9	3	2	3	0	0	11	10.6	
at Georgia Tech	01/22/2025	*	30:02	2-7	.286	0-0	.000	4-4	1.000	2	3	5	3.9	2	1	1	0	3	8	10.4	
Clemson	01/25/2025	*	18:33	1-2	.500	0-0	.000	2-3	.667	0	3	3	3.9	3	1	2	0	0	4	10.1	
at Florida St.	01/29/2025	*	25:33	3-5	.600	0-0	.000	3-4	.750	2	1	3	3.9	1	1	1	1	2	9	10.0	
at Virginia	02/01/2025	*	22:26	2-4	.500	0-0	.000	3-6	.500	0	2	2	3.8	1	3	1	2	0	7	9.9	
SMU	02/05/2025	*	25:43	6-7	.857	0-0	.000	3-4	.750	4	6	10	4.0	2	5	1	1	0	15	10.1	
at Notre Dame	02/08/2025	*	23:13	2-3	.667	0-0	.000	2-2	1.000	0	4	4	4.0	4	0	2	0	2	6	10.0	
Totals			24	531:16	81-152	.533	0-1	.000	77-105	.733	40	57	97	4.0	57	29	35	6	10	239	10.0

Player Averages

Games Played	Minutes/game	Points/game	FG Pct	3FG Pct	FT Pct	Rebounds/game	Assists/game	Turnovers/game	Assist/Turnover ratio	Steals/game	Blocks/game
24	22.1	10.0	53.3	0.0	73.3	4.0	1.2	1.5	0.8	0.4	0.3

PRODUCTION TRACKER

	This Season	Career
Scored 10+ Points	12	35
Had 10+ Rebounds	1	3
Had Multiple Blocks	2	4
Led Tech in Blocks	3	8
Had Multiple Steals	4	6
Shot over 50% from the floor	18	89
Had a Double-Double	1	3
Shot 5+ Free Throws	8	24
Had Multiple Dunks	3	10



CAREER STATS

SEASON	TEAM	GP-GS	MIN/AVG	FG-FGA	FG%	3FG-3FGA	3FG%	FT-FTA	FT%	OFF	DEF	TOT	AVG	PF-FO	A	TO	BLK	STL	PTS	AVG
2020-21	Rice	13-0	131/10.1	19-29	.655	0-1	.000	20-25	.800	11	24	35	2.7	25-0	6	15	4	3	58	4.5
2021-22	Rice	33-3	454/13.8	93-150	.620	0-0	.000	67-99	.677	58	79	137	4.2	67-1	12	40	8	4	253	7.7
2022-23	VT	34-0	297/8.7	34-53	.642	0-0	.000	49-66	.742	28	39	67	2.0	49-0	10	16	5	5	117	3.4
2023-24	VT	34-1	494/14.5	85-132	.644	0-0	.000	49-73	.671	48	71	119	3.5	65-1	24	29	8	9	219	6.4
2024-25	VT	24-24	531/22.1	81-152	.533	0-1	.000	77-105	.733	40	57	97	4.0	57-0	29	35	6	10	239	10.0
TOTAL FOR VT		92-25	1322/14.4	200-337	.593	0-1	.000	175-244	.717	116	167	283	3.1	171-1	63	80	19	24	575	6.3
TOTAL		138-28	1907/13.8	312-516	.605	0-2	.000	262-368	.712	185	270	455	3.3	263-2	81	135	31	31	886	6.4

COMBINED TEAM STATS

Game Records

Record	Overall	Home	Away	Neutral
ALL GAMES	11-13	7-6	4-3	0-4
CONFERENCE	6-7	2-4	4-3	0-0
NON-CONFERENCE	5-6	5-2	0-0	0-4

Score by Periods

Team	1st	2nd	OT	TOT
Virginia Tech	824	856	0	1680
Opponents	788	954	0	1742

Team Box Score

No.	Player				Total		3-Point		F-Throw		Rebounds											
		GP-GS	MIN	AVG	FG-FGA	FG%	3FG-3FGA	3FG%	FT-FTA	FT%	OFF	DEF	TOT	AVG	PF	DQ	A	TO	BLK	STL	PTS	AVG
1	LAWAL, Tobi	24-24	625:45	26.1	107-186	.575	19-50	.380	76-114	.667	60	105	165	6.9	60	0	20	50	16	14	309	12.9
34	POTEAT, Mylyjael	24-24	531:16	22.1	81-152	.533	0-1	.000	77-105	.733	40	57	97	4.0	57	0	29	35	6	10	239	10.0
2	SCHUTT, Jaden	24-22	671:16	28.0	70-186	.376	51-142	.359	27-32	.844	5	67	72	3.0	55	1	39	26	2	18	218	9.1
13	BURNHAM, Ben	24-0	495:21	20.6	66-149	.443	28-61	.459	15-21	.714	30	51	81	3.4	35	1	20	16	7	13	175	7.3
7	RECHSTEINER, Brandon	24-14	525:47	21.9	62-162	.383	28-92	.304	16-20	.800	6	17	23	1.0	33	0	74	51	0	14	168	7.0
10	JOHNSON, Tyler	24-20	567:39	23.7	56-120	.467	12-35	.343	31-44	.705	43	78	121	5.0	52	0	25	38	5	10	155	6.5
3	YOUNG, Jaydon	24-6	476:58	19.9	53-159	.333	29-92	.315	16-22	.727	1	41	42	1.8	31	0	33	22	0	11	151	6.3
11	HAMMOND, Ben	21-10	381:51	18.2	33-90	.367	10-23	.435	29-38	.763	5	29	34	1.6	39	0	43	30	0	21	105	5.0
4	BROWN JR., Rodney	17-0	269:26	15.8	25-70	.357	13-32	.406	6-11	.545	4	33	37	2.2	15	0	32	17	1	4	69	4.1
5	WESSLER, Patrick	24-0	221:40	9.2	32-55	.582	0-0	.000	20-28	.714	23	43	66	2.8	33	0	2	11	7	4	84	3.5
21	JONES JR., Ryan	5-0	10:26	2.1	3-5	.600	0-2	.000	0-0	.000	1	1	2	0.4	3	0	0	0	0	0	6	1.2
9	VENABLE, Conner	2-0	01:54	1.0	0-0	.000	0-0	.000	1-3	.333	0	0	0	0.0	0	0	0	0	0	0	1	0.5
22	SERVEN, Connor	10-0	18:48	1.9	0-1	.000	0-1	.000	0-0	.000	1	3	4	0.4	0	0	0	0	1	0	0	0.0
8	CARR, Peter	2-0	01:54	1.0	0-0	.000	0-0	.000	0-0	.000	0	0	0	0.0	1	0	0	0	0	0	0	0.0
Team											43	28	71					17				
Total		24	4800		588-1335	.440	190-531	.358	314-438	.717	262	553	815	34.0	414	2	317	313	45	119	1680	70.0
Opponents		24	4800		613-1356	.452	188-568	.331	328-430	.763	231	525	756	31.5	371	5	334	257	80	158	1742	72.6

Team Statistics

	VT	OPP
Scoring	1680	1742
Points per game	70.0	72.6
Scoring margin	-2.6	-
Field goals-att	588-1335	613-1356
Field goal pct	.440	.452
3 point fg-att	190-531	188-568
3-point FG pct	.358	.331
3-pt FG made per game	7.9	7.8
Free throws-att	314-438	328-430
Free throw pct	.717	.763
F-Throws made per game	13.1	13.7
Rebounds	815	756
Rebounds per game	34.0	31.5
Rebounding margin	+2.5	-
Assists	317	334
Assists per game	13.2	13.9
Turnovers	313	257
Turnovers per game	13.0	10.7
Turnover margin	-2.3	-
Assist/turnover ratio	1.0	1.3
Steals	119	158
Steals per game	5.0	6.6
Blocks	45	80
Blocks per game	1.9	3.3
Winning streak	1	-
Home win streak	0	-
Attendance	83851	48291
Home games-Avg/Game	13-6450	7-6899
Neutral site-Avg/Game	-	4-3554

Team Results

Date	Opponent		Score	Att.
11/04/2024	Delaware St.	W	83-60	4453
11/08/2024	USC Upstate	W	93-74	6327
11/11/2024	Winthrop	W	58-52	4157
11/15/2024	vs Penn St.	L	64-86	4868
11/20/2024	Jacksonville	L	64-74	4441
11/25/2024	vs Michigan	L	63-75	3500
11/27/2024	vs South Carolina	L	60-70	3500
12/04/2024	Vanderbilt	L	64-80	4973
12/07/2024	Pittsburgh	L	59-64	8925
12/12/2024	N.C. A&T	W	95-67	4856
12/15/2024	Navy	W	80-72	4385
12/21/2024	vs Saint Joseph's	L	62-82	2346
12/31/2024	at Duke	L	65-88	9314
01/04/2025	Miami (FL)	W	86-85	8925
01/08/2025	at Stanford	L	59-70	3262
01/11/2025	at California	W	71-68	4003
01/15/2025	NC State	W	79-76	5634
01/18/2025	Wake Forest	L	63-72	8925
01/22/2025	at Georgia Tech	L	64-71	3668
01/25/2025	Clemson	L	57-72	8925
01/29/2025	at Florida St.	W	76-66	6448
02/01/2025	at Virginia	W	75-74	14637
02/05/2025	SMU	L	75-81	8925
02/08/2025	at Notre Dame	W	65-63	6959

COMBINED TEAM STATS (ACC ONLY)

Game Records

Record	Overall	Home	Away	Neutral
ALL GAMES	6-7	2-4	4-3	0-0
CONFERENCE	6-7	2-4	4-3	0-0
NON-CONFERENCE	0-0	0-0	0-0	0-0

Score by Periods

Team	1st	2nd	OT	TOT
Virginia Tech	436	458	0	894
Opponents	422	528	0	950

Team Box Score

No.	Player				Total		3-Point		F-Throw		Rebounds												
		GP-GS	MIN	AVG	FG-FGA	FG%	3FG-3FGA	3FG%	FT-FTA	FT%	OFF	DEF	TOT	AVG	PF	DQ	A	TO	BLK	STL	PTS	AVG	
1	LAWAL, Tobi	13-13	357:12	27.5	71-124	.573	14-35	.400	41-66	.621	33	66	99	7.6	34	0	17	24	6	5	197	15.2	
34	POTEAT, Mylyjael	13-13	292:05	22.5	44-80	.550	0-0	.000	33-44	.750	18	30	48	3.7	30	0	14	17	4	10	121	9.3	
2	SCHUTT, Jaden	13-11	361:15	27.8	39-101	.386	27-76	.355	16-17	.941	4	32	36	2.8	23	0	18	13	1	6	121	9.3	
13	BURNHAM, Ben	13-0	283:31	21.8	38-87	.437	16-37	.432	5-8	.625	13	26	39	3.0	13	0	8	7	4	7	97	7.5	
10	JOHNSON, Tyler	13-13	343:20	26.4	33-61	.541	10-22	.455	16-23	.696	21	46	67	5.2	31	0	13	22	3	4	92	7.1	
7	RECHSTEINER, Brandon	13-4	248:22	19.1	30-70	.429	14-40	.350	9-10	.900	3	5	8	0.6	13	0	34	24	0	6	83	6.4	
3	YOUNG, Jaydon	13-2	221:19	17.0	25-73	.342	12-41	.293	7-11	.636	1	21	22	1.7	14	0	17	10	0	8	69	5.3	
11	HAMMOND, Ben	10-9	206:04	20.6	14-44	.318	3-8	.375	11-15	.733	4	18	22	2.2	20	0	24	13	0	7	42	4.2	
4	BROWN JR., Rodney	10-0	177:60	17.8	14-45	.311	7-17	.412	5-9	.556	4	19	23	2.3	10	0	22	12	0	2	40	4.0	
5	WESSLER, Patrick	13-0	100:42	7.7	11-22	.500	0-0	.000	10-15	.667	11	18	29	2.2	20	0	0	6	3	2	32	2.5	
22	SERVEN, Connor	4-0	08:10	2.0	0-1	.000	0-1	.000	0-0	.000	1	1	2	0.5	0	0	0	0	0	0	0	0.0	
Team											16	12	28					8					
Total		13	2600		319-708	.451	103-277	.372	153-218	.702	129	294	423	32.5	208	0	167	156	21	57	894	68.8	
Opponents		13	2600		339-743	.456	97-288	.337	175-219	.799	126	290	416	32.0	190	2	185	116	36	79	950	73.1	

Team Statistics

	VT	OPP
Scoring	894	950
Points per game	68.8	73.1
Scoring margin	-4.3	-
Field goals-att	319-708	339-743
Field goal pct	.451	.456
3 point fg-att	103-277	97-288
3-point FG pct	.372	.337
3-pt FG made per game	7.9	7.5
Free throws-att	153-218	175-219
Free throw pct	.702	.799
F-Throws made per game	11.8	13.5
Rebounds	423	416
Rebounds per game	32.5	32.0
Rebounding margin	+0.5	-
Assists	167	185
Assists per game	12.8	14.2
Turnovers	156	116
Turnovers per game	12.0	8.9
Turnover margin	-3.1	-
Assist/turnover ratio	1.1	1.6
Steals	57	79
Steals per game	4.4	6.1
Blocks	21	36
Blocks per game	1.6	2.8
Winning streak	1	-
Home win streak	0	-
Attendance	50259	48291
Home games-Avg/Game	6-8377	7-6899
Neutral site-Avg/Game	-	0-0

Team Results

Date	Opponent		Score	Att.
12/07/2024	Pittsburgh	L	59-64	8925
12/31/2024	at Duke	L	65-88	9314
01/04/2025	Miami (FL)	W	86-85	8925
01/08/2025	at Stanford	L	59-70	3262
01/11/2025	at California	W	71-68	4003
01/15/2025	NC State	W	79-76	5634
01/18/2025	Wake Forest	L	63-72	8925
01/22/2025	at Georgia Tech	L	64-71	3668
01/25/2025	Clemson	L	57-72	8925
01/29/2025	at Florida St.	W	76-66	6448
02/01/2025	at Virginia	W	75-74	14637
02/05/2025	SMU	L	75-81	8925
02/08/2025	at Notre Dame	W	65-63	6959

TEAM GAME-BY-GAME

				Total		3-Pointers		Free throws		Rebounds											
Opponent	Date	Score		FG-FGA	PCT	3FG-3FGA	PCT	FT-FTA	PCT	OFF	DEF	TOT	AVG	PF	A	TO	BLK	STL	PTS	AVG	
Delaware St.	11/04/2024	83-60	W	26-55	.473	9-28	.321	22-33	.667	14	27	41	41.0	21	20	16	5	6	83	83.0	
USC Upstate	11/08/2024	93-74	W	31-62	.500	8-21	.381	23-30	.767	12	20	32	36.5	16	14	7	3	3	93	88.0	
Winthrop	11/11/2024	58-52	W	19-57	.333	8-29	.276	12-18	.667	16	27	43	38.7	17	9	13	3	6	58	78.0	
vs Penn St.	11/15/2024	64-86	L	20-45	.444	5-18	.278	19-26	.731	9	25	34	37.5	28	13	24	2	3	64	74.5	
Jacksonville	11/20/2024	64-74	L	23-56	.411	6-18	.333	12-20	.600	12	21	33	36.6	11	16	16	0	5	64	72.4	
vs Michigan	11/25/2024	63-75	L	20-58	.345	4-17	.235	19-24	.792	18	23	41	37.3	20	5	19	0	7	63	70.8	
vs South Carolina	11/27/2024	60-70	L	23-59	.390	8-18	.444	6-9	.667	9	26	35	37.0	20	10	9	2	5	60	69.3	
Vanderbilt	12/04/2024	64-80	L	23-60	.383	8-29	.276	10-13	.769	14	23	37	37.0	16	11	15	1	7	64	68.6	
Pittsburgh	12/07/2024	59-64	L	23-53	.434	8-25	.320	5-7	.714	8	22	30	36.2	17	13	17	0	4	59	67.6	
N.C. A&T	12/12/2024	95-67	W	35-70	.500	14-36	.389	11-16	.688	16	32	48	37.4	24	24	16	5	7	95	70.3	
Navy	12/15/2024	80-72	W	27-51	.529	10-18	.556	16-18	.889	8	12	20	35.8	18	13	10	1	7	80	71.2	
vs Saint Joseph's	12/21/2024	62-82	L	22-54	.407	7-22	.318	11-13	.846	5	23	28	35.2	15	15	12	2	6	62	70.4	
at Duke	12/31/2024	65-88	L	23-50	.460	8-21	.381	11-15	.733	5	17	22	34.2	14	14	12	0	5	65	70.0	
Miami (FL)	01/04/2025	86-85	W	32-59	.542	9-20	.450	13-15	.867	11	18	29	33.8	16	23	11	0	8	86	71.1	
at Stanford	01/08/2025	59-70	L	26-56	.464	4-14	.286	3-7	.429	4	21	25	33.2	16	8	10	1	3	59	70.3	
at California	01/11/2025	71-68	W	28-49	.571	4-8	.500	11-17	.647	7	31	38	33.5	18	12	13	2	1	71	70.4	
NC State	01/15/2025	79-76	W	27-59	.458	11-22	.500	14-17	.824	15	20	35	33.6	16	11	12	2	5	79	70.9	
Wake Forest	01/18/2025	63-72	L	21-52	.404	6-19	.316	15-19	.789	9	26	35	33.7	15	9	14	2	2	63	70.4	
at Georgia Tech	01/22/2025	64-71	L	22-59	.373	11-26	.423	9-10	.900	14	25	39	33.9	17	13	17	0	5	64	70.1	
Clemson	01/25/2025	57-72	L	19-50	.380	7-19	.368	12-21	.571	10	18	28	33.7	15	10	10	1	3	57	69.5	
at Florida St.	01/29/2025	76-66	W	24-58	.414	10-26	.385	18-30	.600	14	28	42	34.0	13	13	10	1	9	76	69.8	
at Virginia	02/01/2025	75-74	W	25-48	.521	11-21	.524	14-23	.609	6	25	31	33.9	18	12	7	4	2	75	70.0	
SMU	02/05/2025	75-81	L	27-59	.458	8-25	.320	13-17	.765	14	23	37	34.0	16	16	10	6	3	75	70.2	
at Notre Dame	02/08/2025	65-63	W	22-56	.393	6-31	.194	15-20	.750	12	20	32	34.0	17	13	13	2	7	65	70.0	
Total		1680		588-1335	.440	190-531	.358	314-438	.717	262	553	815	34.0	414	317	313	45	119	1680	70.0	
Opponents		1742		613-1356	.452	188-568	.331	328-430	.763	231	525	756	31.5	371	334	257	80	158	1742	72.6	

Virginia Tech Averages

Games Played	Points/game	FG Pct	3FG Pct	FT Pct	Rebounds/game	Assists/game	Turnovers/game	Assist/Turnover ratio	Steals/game	Blocks/game
24	70.0	44.0	35.8	71.7	34.0	13.2	13.0	1.0	5.0	1.9

OPPONENTS GAME-BY-GAME

				Total		3-Pointers		Free throws		Rebounds											
Opponent	Date	Score		FG-FGA	PCT	3FG-3FGA	PCT	FT-FTA	PCT	OFF	DEF	TOT	AVG	PF	A	TO	BLK	STL	PTS	AVG	
Delaware St.	11/04/2024	83-60	W	17-49	.347	3-10	.300	23-30	.767	10	19	29	29.0	23	8	16	1	9	60	60.0	
USC Upstate	11/08/2024	93-74	W	28-55	.509	9-21	.429	9-13	.692	5	20	25	27.0	22	15	17	3	3	74	67.0	
Winthrop	11/11/2024	58-52	W	20-58	.345	5-32	.156	7-13	.538	11	21	32	28.7	17	8	11	3	2	52	62.0	
vs Penn St.	11/15/2024	64-86	L	28-55	.509	8-22	.364	22-30	.733	7	19	26	28.0	22	16	12	3	16	86	68.0	
Jacksonville	11/20/2024	64-74	L	31-60	.517	7-25	.280	5-8	.625	9	24	33	29.0	18	17	14	6	8	74	69.2	
vs Michigan	11/25/2024	63-75	L	25-62	.403	10-34	.294	15-20	.750	17	21	38	30.5	16	17	15	5	7	75	70.2	
vs South Carolina	11/27/2024	60-70	L	23-52	.442	11-32	.344	13-21	.619	9	28	37	31.4	12	13	10	3	4	70	70.1	
Vanderbilt	12/04/2024	64-80	L	29-55	.527	9-27	.333	13-18	.722	5	22	27	30.9	11	14	8	6	10	80	71.4	
Pittsburgh	12/07/2024	59-64	L	23-56	.411	6-28	.214	12-12	1.000	9	22	31	30.9	11	10	12	5	7	64	70.6	
N.C. A&T	12/12/2024	95-67	W	22-58	.379	5-18	.278	18-28	.643	9	21	30	30.8	10	10	13	3	7	67	70.2	
Navy	12/15/2024	80-72	W	24-51	.471	9-27	.333	15-16	.938	15	15	30	30.7	16	12	16	3	4	72	70.4	
vs Saint Joseph's	12/21/2024	62-82	L	27-58	.466	15-32	.469	13-14	.929	8	25	33	30.9	14	19	9	8	9	82	71.3	
at Duke	12/31/2024	65-88	L	31-58	.534	11-29	.379	15-15	1.000	10	25	35	31.2	15	19	9	4	7	88	72.6	
Miami (FL)	01/04/2025	86-85	W	33-56	.589	8-17	.471	11-17	.647	7	16	23	30.6	13	19	11	6	7	85	73.5	
at Stanford	01/08/2025	59-70	L	23-52	.442	9-24	.375	15-17	.882	8	28	36	31.0	11	15	11	1	2	70	73.3	
at California	01/11/2025	71-68	W	22-68	.324	7-27	.259	17-21	.810	17	18	35	31.3	15	10	2	0	6	68	72.9	
NC State	01/15/2025	79-76	W	27-54	.500	8-19	.421	14-17	.824	8	16	24	30.8	18	17	8	1	7	76	73.1	
Wake Forest	01/18/2025	63-72	L	26-57	.456	6-19	.316	14-17	.824	6	23	29	30.7	18	8	7	2	6	72	73.1	
at Georgia Tech	01/22/2025	64-71	L	24-51	.471	6-17	.353	17-26	.654	7	22	29	30.6	6	18	10	3	11	71	72.9	
Clemson	01/25/2025	57-72	L	28-58	.483	7-21	.333	9-13	.692	11	24	35	30.9	17	12	8	2	2	72	72.9	
at Florida St.	01/29/2025	76-66	W	25-62	.403	8-25	.320	8-12	.667	10	29	39	31.2	17	13	11	4	6	66	72.6	
at Virginia	02/01/2025	75-74	W	26-54	.481	8-23	.348	14-18	.778	6	24	30	31.2	17	19	4	4	3	74	72.6	
SMU	02/05/2025	75-81	L	29-61	.475	10-22	.455	13-18	.722	13	19	32	31.2	18	16	6	2	6	81	73.0	
at Notre Dame	02/08/2025	65-63	W	22-56	.393	3-17	.176	16-16	1.000	14	24	38	31.5	14	9	17	2	9	63	72.6	
Total		1742		613-1356	.452	188-568	.331	328-430	.763	231	525	756	31.5	371	334	257	80	158	1742	72.6	
Virginia Tech		1680		588-1335	.440	190-531	.358	314-438	.717	262	553	815	34.0	414	317	313	45	119	1680	70.0	

Opponents Averages

Games Played	Points/game	FG Pct	3FG Pct	FT Pct	Rebounds/game	Assists/game	Turnovers/game	Assist/Turnover ratio	Steals/game	Blocks/game
24	72.6	45.2	33.1	76.3	31.5	13.9	10.7	1.3	6.6	3.3

TEAM CATEGORY LEADERS
Points

##	Player	G	Pts	Pts/G
1	Lawal, Tobi	24	309	12.9
34	Poteat, Mylyjael	24	239	10.0
2	Schutt, Jaden	24	218	9.1
13	Burnham, Ben	24	175	7.3
7	Rechsteiner, Brandon	24	168	7.0
10	Johnson, Tyler	24	155	6.5
3	Young, Jaydon	24	151	6.3
11	Hammond, Ben	21	105	5.0
5	Wessler, Patrick	24	84	3.5
4	Brown Jr., Rodney	17	69	4.1
21	Jones Jr., Ryan	5	6	1.2
9	Venable, Conner	2	1	0.5

Scoring Average

##	Player	G	Pts	Pts/G
1	Lawal, Tobi	24	309	12.9
34	Poteat, Mylyjael	24	239	10.0
2	Schutt, Jaden	24	218	9.1
13	Burnham, Ben	24	175	7.3
7	Rechsteiner, Brandon	24	168	7.0
10	Johnson, Tyler	24	155	6.5
3	Young, Jaydon	24	151	6.3
11	Hammond, Ben	21	105	5.0
4	Brown Jr., Rodney	17	69	4.1
5	Wessler, Patrick	24	84	3.5
21	Jones Jr., Ryan	5	6	1.2
9	Venable, Conner	2	1	0.5

Field Goal Percentage

##	Player	FG	Att	Pct
21	Jones Jr., Ryan	3	5	.600
5	Wessler, Patrick	32	55	.582
1	Lawal, Tobi	107	186	.575
34	Poteat, Mylyjael	81	152	.533
10	Johnson, Tyler	56	120	.467
13	Burnham, Ben	66	149	.443
7	Rechsteiner, Brandon	62	162	.383
2	Schutt, Jaden	70	186	.376
11	Hammond, Ben	33	90	.367
4	Brown Jr., Rodney	25	70	.357
3	Young, Jaydon	53	159	.333

Field Goal Attempts

##	Player	G	Att	Att/G
1	Lawal, Tobi	24	186	7.8
2	Schutt, Jaden	24	186	7.8
7	Rechsteiner, Brandon	24	162	6.8
3	Young, Jaydon	24	159	6.6
34	Poteat, Mylyjael	24	152	6.3

Field Goals Made

##	Player	G	Made	Made/G
1	Lawal, Tobi	24	107	4.5
34	Poteat, Mylyjael	24	81	3.4
2	Schutt, Jaden	24	70	2.9
13	Burnham, Ben	24	66	2.8
7	Rechsteiner, Brandon	24	62	2.6

3-Point FG Percentage

##	Player	3FG	Att	Pct
13	Burnham, Ben	28	61	.459
11	Hammond, Ben	10	23	.435
4	Brown Jr., Rodney	13	32	.406
1	Lawal, Tobi	19	50	.380
2	Schutt, Jaden	51	142	.359
10	Johnson, Tyler	12	35	.343
3	Young, Jaydon	29	92	.315
7	Rechsteiner, Brandon	28	92	.304

3-Point FG Attempts

##	Player	G	Att	Att/G
2	Schutt, Jaden	24	142	5.9
7	Rechsteiner, Brandon	24	92	3.8
3	Young, Jaydon	24	92	3.8
13	Burnham, Ben	24	61	2.5
1	Lawal, Tobi	24	50	2.1

3-Point FG Made

##	Player	G	Made	Made/G
2	Schutt, Jaden	24	51	2.1
3	Young, Jaydon	24	29	1.2
13	Burnham, Ben	24	28	1.2
7	Rechsteiner, Brandon	24	28	1.2
1	Lawal, Tobi	24	19	0.8

TEAM CATEGORY LEADERS

Free Throw Percentage

##	Player	Made	Att	Pct
2	Schutt, Jaden	27	32	.844
7	Rechsteiner, Brandon	16	20	.800
11	Hammond, Ben	29	38	.763
34	Poteat, Mylyjael	77	105	.733
3	Young, Jaydon	16	22	.727
13	Burnham, Ben	15	21	.714
5	Wessler, Patrick	20	28	.714
10	Johnson, Tyler	31	44	.705
1	Lawal, Tobi	76	114	.667
4	Brown Jr., Rodney	6	11	.545
9	Venable, Conner	1	3	.333

Free Throw Attempts

##	Player	G	Att	Att/G
1	Lawal, Tobi	24	114	4.8
34	Poteat, Mylyjael	24	105	4.4
10	Johnson, Tyler	24	44	1.8
11	Hammond, Ben	21	38	1.8
2	Schutt, Jaden	24	32	1.3

Free Throws Made

##	Player	G	Made	Made/G
34	Poteat, Mylyjael	24	77	3.2
1	Lawal, Tobi	24	76	3.2
10	Johnson, Tyler	24	31	1.3
11	Hammond, Ben	21	29	1.4
2	Schutt, Jaden	24	27	1.1

Rebounds

##	Player	G	Reb	Reb/G
1	Lawal, Tobi	24	165	6.9
10	Johnson, Tyler	24	121	5.0
34	Poteat, Mylyjael	24	97	4.0
13	Burnham, Ben	24	81	3.4
2	Schutt, Jaden	24	72	3.0

Assists

##	Player	G	Ast	Ast/G
7	Rechsteiner, Brandon	24	74	3.1
11	Hammond, Ben	21	43	2.0
2	Schutt, Jaden	24	39	1.6
3	Young, Jaydon	24	33	1.4
4	Brown Jr., Rodney	17	32	1.9

Rebounds Average

##	Player	G	Reb	Reb/G
1	Lawal, Tobi	24	165	6.9
10	Johnson, Tyler	24	121	5.0
34	Poteat, Mylyjael	24	97	4.0
13	Burnham, Ben	24	81	3.4
2	Schutt, Jaden	24	72	3.0

Steals

##	Player	G	Stl	Stl/G
11	Hammond, Ben	21	21	1.0
2	Schutt, Jaden	24	18	0.8
1	Lawal, Tobi	24	14	0.6
7	Rechsteiner, Brandon	24	14	0.6
13	Burnham, Ben	24	13	0.5

Offensive Rebounds

##	Player	G	OReb	OReb/G
1	Lawal, Tobi	24	60	2.5
10	Johnson, Tyler	24	43	1.8
34	Poteat, Mylyjael	24	40	1.7
13	Burnham, Ben	24	30	1.3
5	Wessler, Patrick	24	23	1.0

Blocked Shots

##	Player	G	Blk	Blk/G
1	Lawal, Tobi	24	16	0.7
13	Burnham, Ben	24	7	0.3
5	Wessler, Patrick	24	7	0.3
34	Poteat, Mylyjael	24	6	0.3
10	Johnson, Tyler	24	5	0.2

Defensive Rebounds

##	Player	G	DReb	DReb/G
1	Lawal, Tobi	24	105	4.4
10	Johnson, Tyler	24	78	3.3
2	Schutt, Jaden	24	67	2.8
34	Poteat, Mylyjael	24	57	2.4
13	Burnham, Ben	24	51	2.1

Minutes

##	Player	G	Min	Min/G
2	Schutt, Jaden	24	671	27:58
1	Lawal, Tobi	24	626	26:04
10	Johnson, Tyler	24	568	23:39
34	Poteat, Mylyjael	24	531	22:08
7	Rechsteiner, Brandon	24	526	21:54

TEAM CATEGORY LEADERS

Fouls

##	Player	G	PF	PF/G
1	Lawal, Tobi	24	60	2.5
34	Poteat, Mylyjael	24	57	2.4
2	Schutt, Jaden	24	55	2.3
10	Johnson, Tyler	24	52	2.2
11	Hammond, Ben	21	39	1.9

Turnovers

##	Player	G	TO	TO/G
7	Rechsteiner, Brandon	24	51	2.1
1	Lawal, Tobi	24	50	2.1
10	Johnson, Tyler	24	38	1.6
34	Poteat, Mylyjael	24	35	1.5
11	Hammond, Ben	21	30	1.4

Foul Outs

##	Player	G	FO
2	Schutt, Jaden	24	1
13	Burnham, Ben	24	1

TEAM GAME HIGHS
Virginia Tech - Game Highs

POINTS	95		N.C. A&T (12/12/2024)
	93		USC Upstate (11/08/2024)
	86		Miami (FL) (01/04/2025)
	83		Delaware St. (11/04/2024)
	80		Navy (12/15/2024)
FIELD GOALS MADE	35		N.C. A&T (12/12/2024)
	32		Miami (FL) (01/04/2025)
FIELD GOAL ATTEMPTS	70		N.C. A&T (12/12/2024)
	62		USC Upstate (11/08/2024)
FIELD GOAL PERCENTAGE	.571	(28-49)	at California (01/11/2025)
	.542	(32-59)	Miami (FL) (01/04/2025)
3 PT FG MADE	14		N.C. A&T (12/12/2024)
	11		at Virginia (02/01/2025)
	11		at Georgia Tech (01/22/2025)
	11		NC State (01/15/2025)
3 PT FG ATTEMPTS	36		N.C. A&T (12/12/2024)
	31		at Notre Dame (02/08/2025)
3 PT FG PERCENTAGE	.556	(10-18)	Navy (12/15/2024)
	.524	(11-21)	at Virginia (02/01/2025)
FREE THROWS MADE	23		USC Upstate (11/08/2024)
	22		Delaware St. (11/04/2024)
FREE THROW ATTEMPTS	33		Delaware St. (11/04/2024)
	30		at Florida St. (01/29/2025)
	30		USC Upstate (11/08/2024)
FREE THROW PERCENTAGE	.900	(9-10)	at Georgia Tech (01/22/2025)
	.889	(16-18)	Navy (12/15/2024)
REBOUNDS	48		N.C. A&T (12/12/2024)
	43		Winthrop (11/11/2024)
ASSISTS	24		N.C. A&T (12/12/2024)
	23		Miami (FL) (01/04/2025)
STEALS	9		at Florida St. (01/29/2025)
	8		Miami (FL) (01/04/2025)
BLOCKED SHOTS	6		SMU (02/05/2025)
	5		N.C. A&T (12/12/2024)
	5		Delaware St. (11/04/2024)
TURNOVERS	24		vs Penn St. (N) (11/15/2024)
	19		vs Michigan (N) (11/25/2024)
FOULS	28		vs Penn St. (N) (11/15/2024)
	24		N.C. A&T (12/12/2024)

OPPONENT GAME HIGHS

Opponent - Game Highs

POINTS	88		at Duke (12/31/2024)
	86		vs Penn St. (N) (11/15/2024)
	85		Miami (FL) (01/04/2025)
	82		vs Saint Joseph's (N) (12/21/2024)
	81		SMU (02/05/2025)
FIELD GOALS MADE	33		Miami (FL) (01/04/2025)
	31		at Duke (12/31/2024)
	31		Jacksonville (11/20/2024)
FIELD GOAL ATTEMPTS	68		at California (01/11/2025)
	62		at Florida St. (01/29/2025)
	62		vs Michigan (N) (11/25/2024)
FIELD GOAL PERCENTAGE	.589	(33-56)	Miami (FL) (01/04/2025)
	.534	(31-58)	at Duke (12/31/2024)
3 PT FG MADE	15		vs Saint Joseph's (N) (12/21/2024)
	11		at Duke (12/31/2024)
	11		vs South Carolina (N) (11/27/2024)
3 PT FG ATTEMPTS	34		vs Michigan (N) (11/25/2024)
	32		vs Saint Joseph's (N) (12/21/2024)
	32		vs South Carolina (N) (11/27/2024)
	32		Winthrop (11/11/2024)
3 PT FG PERCENTAGE	.471	(8-17)	Miami (FL) (01/04/2025)
	.469	(15-32)	vs Saint Joseph's (N) (12/21/2024)
FREE THROWS MADE	23		Delaware St. (11/04/2024)
	22		vs Penn St. (N) (11/15/2024)
FREE THROW ATTEMPTS	30		vs Penn St. (N) (11/15/2024)
	30		Delaware St. (11/04/2024)
FREE THROW PERCENTAGE	1.000	(16-16)	at Notre Dame (02/08/2025)
	1.000	(15-15)	at Duke (12/31/2024)
	1.000	(12-12)	Pittsburgh (12/07/2024)
REBOUNDS	39		at Florida St. (01/29/2025)
	38		at Notre Dame (02/08/2025)
	38		vs Michigan (N) (11/25/2024)
ASSISTS	19		at Virginia (02/01/2025)
	19		Miami (FL) (01/04/2025)
	19		at Duke (12/31/2024)
	19		vs Saint Joseph's (N) (12/21/2024)
STEALS	16		vs Penn St. (N) (11/15/2024)
	11		at Georgia Tech (01/22/2025)
BLOCKED SHOTS	8		vs Saint Joseph's (N) (12/21/2024)
	6		Miami (FL) (01/04/2025)
	6		Vanderbilt (12/04/2024)
	6		Jacksonville (11/20/2024)
TURNOVERS	17		at Notre Dame (02/08/2025)
	17		USC Upstate (11/08/2024)
FOULS	23		Delaware St. (11/04/2024)
	22		vs Penn St. (N) (11/15/2024)
	22		USC Upstate (11/08/2024)

TEAM GAME LOWS

Virginia Tech - Game Lows

POINTS	57		Clemson (01/25/2025)
	58		Winthrop (11/11/2024)
	59		at Stanford (01/08/2025)
	59		Pittsburgh (12/07/2024)
	60		vs South Carolina (N) (11/27/2024)
FIELD GOALS MADE	19		Clemson (01/25/2025)
	19		Winthrop (11/11/2024)
FIELD GOAL ATTEMPTS	45		vs Penn St. (N) (11/15/2024)
	48		at Virginia (02/01/2025)
FIELD GOAL PERCENTAGE	.333	(19-57)	Winthrop (11/11/2024)
	.345	(20-58)	vs Michigan (N) (11/25/2024)
3 PT FG MADE	4		at California (01/11/2025)
	4		at Stanford (01/08/2025)
	4		vs Michigan (N) (11/25/2024)
3 PT FG ATTEMPTS	8		at California (01/11/2025)
	14		at Stanford (01/08/2025)
3 PT FG PERCENTAGE	.194	(6-31)	at Notre Dame (02/08/2025)
	.235	(4-17)	vs Michigan (N) (11/25/2024)
FREE THROWS MADE	3		at Stanford (01/08/2025)
	5		Pittsburgh (12/07/2024)
FREE THROW ATTEMPTS	7		at Stanford (01/08/2025)
	7		Pittsburgh (12/07/2024)
FREE THROW PERCENTAGE	.429	(3-7)	at Stanford (01/08/2025)
	.571	(12-21)	Clemson (01/25/2025)
REBOUNDS	20		Navy (12/15/2024)
	22		at Duke (12/31/2024)
ASSISTS	5		vs Michigan (N) (11/25/2024)
	8		at Stanford (01/08/2025)
STEALS	1		at California (01/11/2025)
	2		at Virginia (02/01/2025)
	2		Wake Forest (01/18/2025)
BLOCKED SHOTS	0		at Georgia Tech (01/22/2025)
	0		Miami (FL) (01/04/2025)
	0		at Duke (12/31/2024)
	0		Pittsburgh (12/07/2024)
	0		vs Michigan (N) (11/25/2024)
	0		Jacksonville (11/20/2024)
TURNOVERS	7		at Virginia (02/01/2025)
	7		USC Upstate (11/08/2024)
FOULS	11		Jacksonville (11/20/2024)
	13		at Florida St. (01/29/2025)

OPPONENT GAME LOWS

Opponent - Game Lows

POINTS	52		Winthrop (11/11/2024)
	60		Delaware St. (11/04/2024)
	63		at Notre Dame (02/08/2025)
	64		Pittsburgh (12/07/2024)
	66		at Florida St. (01/29/2025)
FIELD GOALS MADE	17		Delaware St. (11/04/2024)
	20		Winthrop (11/11/2024)
FIELD GOAL ATTEMPTS	49		Delaware St. (11/04/2024)
	51		at Georgia Tech (01/22/2025)
	51		Navy (12/15/2024)
FIELD GOAL PERCENTAGE	.324	(22-68)	at California (01/11/2025)
	.345	(20-58)	Winthrop (11/11/2024)
3 PT FG MADE	3		at Notre Dame (02/08/2025)
	3		Delaware St. (11/04/2024)
3 PT FG ATTEMPTS	10		Delaware St. (11/04/2024)
	17		at Notre Dame (02/08/2025)
	17		at Georgia Tech (01/22/2025)
	17		Miami (FL) (01/04/2025)
3 PT FG PERCENTAGE	.156	(5-32)	Winthrop (11/11/2024)
	.176	(3-17)	at Notre Dame (02/08/2025)
FREE THROWS MADE	5		Jacksonville (11/20/2024)
	7		Winthrop (11/11/2024)
FREE THROW ATTEMPTS	8		Jacksonville (11/20/2024)
	12		at Florida St. (01/29/2025)
	12		Pittsburgh (12/07/2024)
FREE THROW PERCENTAGE	.538	(7-13)	Winthrop (11/11/2024)
	.619	(13-21)	vs South Carolina (N) (11/27/2024)
REBOUNDS	23		Miami (FL) (01/04/2025)
	24		NC State (01/15/2025)
ASSISTS	8		Wake Forest (01/18/2025)
	8		Winthrop (11/11/2024)
	8		Delaware St. (11/04/2024)
STEALS	2		Clemson (01/25/2025)
	2		at Stanford (01/08/2025)
	2		Winthrop (11/11/2024)
BLOCKED SHOTS	0		at California (01/11/2025)
	1		NC State (01/15/2025)
	1		at Stanford (01/08/2025)
	1		Delaware St. (11/04/2024)
TURNOVERS	2		at California (01/11/2025)
	4		at Virginia (02/01/2025)
FOULS	6		at Georgia Tech (01/22/2025)
	10		N.C. A&T (12/12/2024)

VIRGINIA TECH MEN'S BASKETBALL

BOX SCORES

GAME 1: DELAWARE STATE



Official Basketball Box Score - Final
Delaware State at Virginia Tech
11/04/24 Cassell Coliseum, Blacksburg, Va.
2024-25 Men's Basketball

Game Time: 8:01 PM
Game Duration: 2:17
Attendance: 4,453

Officials: Sean Hull, Leslie Jones, Chandler Burton

Delaware State - 60

Record: 0-1

NO.	Name	Min	FG	3P	FT	Rebounds	Fouls	TP	AS	TO	ST	Blocks	+/-
			M-A	M-A	M-A	OR DR TOT	PF	FD				BS BA	
1	Alston Andrews	F 22:37	0-3	0-1	0-0	1 1 2	4 1	0	0	0	0	0	-19
25	Muneeer Newton	F 09:05	0-2	0-0	0-0	0 0 0	3 0	0	0	1	1	0	-20
0	Robert Smith	G 22:50	2-9	0-5	1-3	1 3 4	2 3	5	2	4	0	0	-18
3	Martaz Robinson	G 35:37	6-10	2-2	16-17	0 6 6	4 10	30	0	1	1	0	-23
11	Kaseem Watson	G 29:30	4-14	0-0	1-2	2 3 5	0 2	9	1	3	1	0	-24
2	Corey Perkins	31:43	1-5	1-2	5-6	0 3 3	4 4	8	4	2	2	0	-3
24	Raymond Somerville	19:29	1-1	0-0	0-0	0 0 0	3 0	2	1	2	3	0	-12
4	Caleb Surgers	19:30	2-4	0-0	0-2	5 2 7	2 1	4	0	2	0	1	9
13	Kareem Watson	07:43	1-1	0-0	0-0	0 0 0	0 0	1	0	2	0	1	-5
5	John Clemmons	00:49	0-0	0-0	0-0	0 0 0	0 0	0	0	0	0	0	-4
22	Dean Shepherd	01:07	0-0	0-0	0-0	0 0 0	0 0	0	0	0	0	0	-4
Team						1 1 2			0	0			
Totals			17-49	3-10	23-30	10 19 29	23 21	60	8	16	9	1 5	-23

Technical Fouls: NONE

Virginia Tech - 83

Record: 1-0

NO.	Name	Min	FG	3P	FT	Rebounds	Fouls	TP	AS	TO	ST	Blocks	+/-
			M-A	M-A	M-A	OR DR TOT	PF	FD				BS BA	
1	Tobin Lawal	F 27:03	6-9	2-4	9-11	3 5 8	3 6	23	2	5	2	2	20
34	Mylyjael Poteat	F 22:58	5-7	0-0	4-7	2 3 5	3 7	14	5	1	0	2	13
2	Jaden Schutt	G 24:12	3-6	3-6	0-0	4 4 3	3 1	9	2	0	1	0	15
3	Jaydon Young	G 26:02	3-10	2-7	5-7	0 3 3	0 3	13	4	2	0	0	18
7	Brandon Rechsteiner	G 30:37	2-6	2-5	0-1	0 1 1	4 1	6	3	2	1	0	23
5	Patrick Wessler	09:28	1-1	0-0	2-2	1 4 5	0 1	4	0	0	0	0	7
13	Ben Burnham	17:25	0-3	0-1	2-2	2 2 4	2 2	2	0	1	0	0	6
10	Tyler Johnson	24:33	4-8	0-2	0-3	2 4 6	3 2	8	1	2	1	1	17
11	Ben Hammond	06:50	0-2	0-2	0-0	0 1 1	2 0	0	2	1	1	0	1
4	Rodney Brown Jr.	04:40	0-1	0-1	0-0	0 0 0	0 0	0	1	0	0	0	-2
21	Ryan Jones Jr.	01:48	2-2	0-0	0-0	1 0 1	0 0	4	0	0	0	0	0
22	Connor Serven	01:18	0-0	0-0	0-0	0 0 0	0 0	0	0	0	0	0	0
6	Peter Carr	00:33	0-0	0-0	0-0	0 0 0	1 0	0	0	0	0	0	-2
9	Conner Venable	00:33	0-0	0-0	0-0	0 0 0	0 0	0	0	0	0	0	-2
Team						3 0 3		0	2				
Totals			26-55	9-28	22-33	14 27 41	21 23	83	20	16	6	5 1	23

Technical Fouls: NONE

	DSU	Hokies
Biggest lead	0 (1 st 20:00)	25 (2 nd 0:33)
Best Scoring Run	8 (1 st 5:50)	8 (1 st 13:10)
Lead Changes	0	0
Times Tied	0	0
Time with Lead	00:00	38:44

Points from Turnovers	DSU	Hokies
Paint	20	32
Second Chance	8	12
Fast Breaks	6	5
Bench	16	18

Period by Period Scoring	1st	2nd	TOT
DSU	32	28	60
Hokies	40	43	83

GAME 3: WINTHROP



Official Basketball Box Score - Final
Winthrop at Virginia Tech
11/11/24 Cassell Coliseum, Blacksburg, Va.
2024-25 Men's Basketball

Game Time: 7:01 PM
Game Duration: 2:11
Attendance: 4,157

Officials: Roger Ayers, Justin Porterfield, Trey Shyros

Winthrop - 52

Record: 2-1

NO.	Name	Min	FG	3P	FT	Rebounds	Fouls	TP	AS	TO	ST	Blocks	+/-
			M-A	M-A	M-A	OR DR TOT	PF	FD				BS BA	
4	Kelton Tallford	F 29:28	3-4	0-0	3-4	1 2 3	3 3	9	0	2	1	0	-12
12	K.J. Doucet	F 30:20	7-12	3-4	0-2	2 4 6	4 2	17	0	3	0	0	-6
15	Tommy Kamarad	F 17:31	1-3	0-2	0-0	2 0 2	3 2	2	1	1	1	0	-6
11	Kasen Harrison	G 32:24	8-14	1-5	2-3	0 1 1	3 5	19	2	4	0	0	-7
55	Bryce Baker	G 24:33	0-8	0-0	0-0	1 6 7	1 0	0	2	0	0	0	0
10	Nick Johnson	22:27	0-5	0-3	2-4	0 3 3	2 3	2	2	0	0	1	-2
21	Tai Hamilton	02:57	0-0	0-0	0-0	1 2 3	0 0	0	0	0	0	2	3
3	Paul Jones III	16:30	1-8	1-8	0-0	1 0 1	1 0	3	0	0	0	0	-7
2	Ryan Jolly	10:02	0-2	0-2	0-0	0 0 0	0 0	0	0	1	0	0	-3
1	Isaiah Wilson	06:14	0-0	0-0	0-0	0 1 1	0 0	0	0	0	1	0	1
51	Logan Duncomb	07:35	0-2	0-0	0-0	0 1 1	0 2	0	0	0	0	0	3
Team						3 1 4		0	0				
Totals			20-58	5-32	17-13	11 21 32	17 17	52	8	11	2	3 3	-6

Technical Fouls: NONE

Virginia Tech - 58

Record: 3-0

NO.	Name	Min	FG	3P	FT	Rebounds	Fouls	TP	AS	TO	ST	Blocks	+/-
			M-A	M-A	M-A	OR DR TOT	PF	FD				BS BA	
1	Tobi Lawal	F 29:16	3-6	0-2	4-7	4 6 10	2 7	10	0	2	2	2	9
34	Mylyjael Poteat	F 25:22	1-7	0-1	3-4	1 2 3	4 5	2	0	0	0	2	3
2	Jaden Schutt	G 27:52	6-11	5-10	0-1	0 2 2	3 5	17	1	2	0	0	-1
3	Jaydon Young	G 32:12	2-11	2-8	0-0	0 3 3	0 0	6	3	2	0	0	-1
7	Brandon Rechsteiner	G 21:28	1-4	0-3	2-2	0 1 1	1 1	4	2	0	1	0	9
13	Ben Burnham	10:44	1-3	0-1	0-0	0 2 2	1 0	2	0	0	0	0	-3
5	Patrick Wessler	14:14	2-4	0-0	0-0	2 4 6	3 0	4	0	1	0	0	2
11	Ben Hammond	18:33	1-4	1-3	3-4	0 0 0	1 2	6	1	0	2	0	-3
10	Tyler Johnson	20:20	2-7	0-1	0-0	6 4 10	2 2	4	0	4	1	1	15
Team						3 3 6		0	2				
Totals			19-57	8-29	12-18	16 27 43	17 17	58	9	13	6	3 3	6

Technical Fouls: NONE

	Eagles	Hokies
Biggest lead	4 (1 st 14:33)	9 (2 nd 3:33)
Best Scoring Run	8 (1 st 0:46)	8 (2 nd 4:58)
Lead Changes	11	0
Times Tied	2	0
Time with Lead	09:31	27:52

Points from Turnovers	Eagles	Hokies
Paint	30	20
Second Chance	8	15
Fast Breaks	5	2
Bench	5	16

Period by Period Scoring	1st	2nd	TOT
Eagles	25	27	52
Hokies	35	23	58

GAME 2: USC UPSTATE



Official Basketball Box Score - Final
USC Upstate at Virginia Tech
11/08/24 Cassell Coliseum, Blacksburg, Va.
2024-25 Men's Basketball

Game Time: 7:02 PM
Game Duration: 2:08
Attendance: 6,327

Officials: Clarence Armstrong, Ryan Sassano, Chase Saw

USC Upstate - 74

Record: 1-2

NO.	Name	Min	FG	3P	FT	Rebounds	Fouls	TP	AS	TO	ST	Blocks	+/-
			M-A	M-A	M-A	OR DR TOT	PF	FD				BS BA	
10	Daniel Heltterhoff	F 22:09	3-3	1-1	0-0	1 2 3	4 3	7	0	3	0	0	-29
4	Carmelo Adkins	G 36:12	6-7	2-2	4-6	0 4 4	1 4	18	1	0	0	0	-9
5	Mister Dean	G 26:08	9-14	1-3	1-2	3 2 5	3 1	20	0	3	2	2	10
11	Karmani Gregory	G 34:49	6-13	2-3	1-2	0 4 4	0 4	15	8	5	0	0	-20
24	Chico Johnson	G 25:56	1-7	1-5	0-0	1 2 3	2 0	3	1	1	0	0	-23
3	Brit Harris	19:50	1-6	1-5	0-0	0 3 3	2 1	3	5	1	0	0	-4
12	Breylin Garcia	19:15	1-2	0-0	3-3	0 1 1	5 2	5	0	0	4	1	0
0	Andrew McConnell	03:13	0-0	0-0	0-0	0 0 0	0 0	0	0	0	0	0	-1
2	Isaiah Skinner	12:28	1-3	1-2	0-0	0 0 0	5 1	3	0	0	0	0	-23
Team						0 2 2		0	0				
Totals			28-55	9-21	19-13	5 20 25	22 16	74	15	17	3	3 3	-19

Technical Fouls: NONE

Virginia Tech - 83

Record: 2-0

NO.	Name	Min	FG M-A	3P M-A	FT M-A	Rebounds OR DR TOT	Fouls PF FD	TP	AS	TO	ST	Blocks BS BA	+/-	
1	Tobi Lawal	F 24:35	4-6	0-2	2-2	3 5 8	2 4	10	0	1	0	2	0	11
34	Mylyjael Poteat	F 27:11	6-8	0-0	7-9	2 3 5	3 6	19	1	2	0	0	1	21
2	Jaden Schutt	G 27:18	3-8	1-4	3-6	1 2 3	3 3	10	4	1	2	0	14	
3	Jaydon Young	G 32:04	4-13	4-7	2-2	0 2 2	0 1	14	2	0	0	0	1	13
7	Brandon Rechsteiner	G 26:07	7-12	3-5	2-2	1 0 1	2 1	19	4	1	0	0	0	8
13	Ben Burnham	16:01	0-2	0-0	1-2	3 2 5	2 2	1	0	1	0	0	1	-2
5	Patrick Wessler	08:38	0-1	0-0	0-0	0 0 0	1 1	0	0	0	1	0	1	6
10	Tyler Johnson	21:28	5-7	0-1	6-7	1 3 4	1 4	16	1	0	0	0	0	19
11	Ben Hammond	13:53	2-4	0-1	0-0	0 2 2	2 0	4	2	0	1	0	0	0
12	Rodney Brown Jr.	00:55	0-1	0-0	0-0	0 0 0	0 0	0	0	0	0	0	0	-2
21	Ryan Jones Jr.	00:55	0-0	0-0	0-0	0 0 0	0 0	0	0	0	0	0	0	-2
22	Connor Serven	00:55	0-0	0-0	0-0	0 0 0	0 0	0	0	0	0	0	0	-2
Team						1 1 2		0						
Totals			31-62	8-21	23-30	12 20 32	16 22	93	14	7	3	3 3	19	

Technical Fouls: NONE

	SCU	Hokies
Biggest lead	14 (1 st 13:26)	21 (2 nd 0:57)
Best Scoring Run	16 (1 st 13:26)	11 (1 st 10:02)
Lead Changes	2	0
Times Tied	2	0
Time with Lead	15:34	22:02

Points from Turnovers	SCU
-----------------------	-----

VIRGINIA TECH MEN'S BASKETBALL

BOX SCORES

GAME 5: JACKSONVILLE



Official Basketball Box Score - Final
Jacksonville at Virginia Tech
11/20/24 Cassell Coliseum, Blacksburg, Va.
2024-25 Men's Basketball

Game Time: 7:01 PM
Game Duration: 1:58
Attendance: 4,441

Officials: Bert Smith, Lee Cassell, Itoe Aranj

Jacksonville - 74

Record: 3-2

NO.	Name	Min	FG	3P	FT	Rebounds	Fouls	TP	AS	TO	ST	Blocks	+/-
			M-A	M-A	M-A	OR DR TOT	PF FO					BS BA	
0	Stephon Payne III	F 22:39	3-4	0-0	0-0	0 5 5	3 2 2	6	1	6	2	1 0 0	5
9	Kendall Munson	F 07:43	4-4	0-0	1-1	0 0 0	4 1 1	9	0	0	0	0 0 0	17
5	Zach Bell	G 27:13	2-3	1-2	0-0	0 3 3	3 0 0	5	1	2	1	0 0 0	14
8	Jakari Spence	G 27:03	1-7	1-4	2-3	0 2 2	1 4 5	4	0	0	0	0 0 0	3
13	Robert McCray	G 34:56	8-13	0-2	1-2	1 3 4	2 2 17	8	4	4	2	1 0 0	15
16	Zimi Nwokedi	27:16	7-13	4-8	1-2	3 6 9	1 2 19	0	1	1	1	0 0 0	11
1	Chris Arias	23:26	1-4	1-4	0-0	0 3 3	0 0 3	1	0	1	0	0 0 0	2
3	Donovan Rivers	14:26	5-6	0-0	0-0	2 1 3	0 0 10	0	0	0	1	3 0 0	-1
11	Kenrick Jackson	07:24	0-4	0-3	0-0	0 0 0	1 0 0	1	0	0	0	0 0 0	-4
23	Enrico Borio	07:55	0-2	0-2	0-0	0 1 1	0 0 0	0	1	0	0	0 0 0	-12
Team						3 0 3		0	1				
Totals			31-60	7-25	5-8	9 24 33	18 11	74	17	14	8	6 0 10	

Technical Fouls: NONE

Virginia Tech - 64

Record: 3-2

NO.	Name	Min	FG	3P	FT	Rebounds	Fouls	TP	AS	TO	ST	Blocks	+/-
			M-A	M-A	M-A	OR DR TOT	PF FO					BS BA	
1	Tobi Lawal	F 30:36	6-9	1-1	1-3	1 3 4	2 3 14	1	5	0	0	0 0 -4	
34	Mylijael Poteat	F 23:24	5-8	0-0	5-8	6 2 8	2 5 15	3	2	0	0	2 -15	
2	Jaden Schutt	G 32:11	1-7	1-6	0-0	0 4 4	1 1 3	3	0	2	0	0 -12	
7	Brandon Rechsteiner	G 31:43	4-6	3-5	0-1	1 2 4	2 11 3	3	0	5	1	0 -2	
10	Tyler Johnson	G 19:48	1-5	0-1	1-1	1 0 1	0 2 3	2	0	1	0	1 -2	
11	Ben Hammond	08:17	0-1	0-0	1-2	0 1 1	0 2 3	1	0	2	0	0 -8	
13	Ben Burnham	18:11	2-8	0-2	2-3	1 4 5	0 2 6	3	0	1	0	2 -5	
3	Jaydon Young	28:01	3-9	1-3	2-2	0 1 1	1 1 9	1	1	0	0	1 -6	
5	Patrick Wessler	07:49	1-3	0-0	0-0	2 3 5	1 0 2	0	1	0	0	0 -4	
Team						0 2 2		0	0				
Totals			23-56	6-18	12-20	12 21 33	11 16	64	16	15	0	6 -10	

Technical Fouls: NONE

JU		Hokies		Points from		Turnovers		Period by Period Scoring	
Biggest lead		10 (2 nd 3:15)		11 (1 st 2:20)		Paint		1st 2nd TOT	
Best Scoring Run		8 (2 nd 18:06)		8 (1 st 10:08)		Second Chance		JU 29 45 74	
Lead Changes		10				Fast Breaks		Hokies 39 25 64	
Times Tied		8				Bench			
Time with Lead		14:35		18:35					

GAME 6: MICHIGAN



Official Basketball Box Score - Final
Michigan at Virginia Tech
11/25/24 Suncoast Credit Union Arena, Fort Myers, Fla.
2024-25 Men's Basketball

Game Time: 6:00 PM
Game Duration: 2:10
Attendance: 3,550

Officials:

Michigan - 75

Record: 5-1

NO.	Name	Min	FG	3P	FT	Rebounds	Fouls	TP	AS	TO	ST	Blocks	+/-
			M-A	M-A	M-A	OR DR TOT	PF FO					BS BA	
1	Danny Wolf	F 27:35	1-4	0-2	2-3	5 6 11	3 2 4	4	4	5	2	1 0 4	
50	Vladislav Goldin	C 21:47	3-6	0-0	2-4	2 2 4	3 4 8	2	3	1	3 0 0	11	
3	Tre Donaldson	G 29:26	3-11	2-6	1-2	0 0 0	0 4 9	2	0	1	0 0 0	14	
4	Nimari Burnett	G 20:53	3-7	3-6	0-0	1 1 1	3 1 9	0	0	1	0 0 0	5	
11	Roddy Gayle Jr.	G 30:31	6-13	2-6	6-6	1 3 4	2 4 20	4	3	0	1 0 0	8	
15	Rubin Jones	21:59	3-7	1-5	1-1	0 3 3	0 2 8	3	1	1	0 0 0	3	
24	Sam Walters	11:24	0-3	0-3	0-0	0 1 1	1 0 0	1	0	0	0 0 0	7	
2	L.J. Cason	16:54	3-5	1-3	0-0	1 2 3	3 1 7	1	2	0	0 0 0	2	
42	Will Tschetter	15:53	3-5	1-3	3-4	2 1 3	0 2 10	0	0	1	0 0 0	5	
10	Justin Phippen	02:44	0-1	0-0	0-0	0 0 0	0 0 0	0	0	0	0 0 0	3	
8	Phat Phat Brooks	00:54	0-0	0-0	0-0	0 0 0	1 0 0	0	0	0	0 0 0	-2	
Team						6 2 8		0	1				
Totals			25-62	10-34	15-20	17 21 38	16 20	75	17	15	7	5 0 12	

Technical Fouls: NONE

Virginia Tech - 63

Record: 3-3

NO.	Name	Min	FG	3P	FT	Rebounds	Fouls	TP	AS	TO	ST	Blocks	+/-
			M-A	M-A	M-A	OR DR TOT	PF FO					BS BA	
1	Tobi Lawal	F 27:40	2-3	1-1	9-10	1 2 3	2 5 14	0	3	1	0 1 -11		
34	Mylijael Poteat	F 23:11	2-3	0-0	4-6	3 4 7	2 3 8	0	4	0	0 0 -15		
2	Jaden Schutt	G 30:30	1-7	0-3	0-0	0 2 2	4 1 2	0	3	2	0 0 -15		
7	Brandon Rechsteiner	G 23:42	4-11	0-4	0-0	1 2 3	4 1 8	1	3	2	0 0 -3		
10	Tyler Johnson	G 21:02	1-6	0-2	0-0	3 3 6	2 2 1	1	1	0	0 2 -2		
11	Ben Hammond	18:58	1-6	1-1	5-6	0 1 1	2 3 8	3	0	1	0 1 -9		
3	Jaydon Young	25:48	5-13	2-6	0-0	0 2 2	1 0 12	0	3	1	0 0 -7		
5	Patrick Wessler	06:25	2-3	0-0	0-0	3 1 4	1 0 4	0	0	0	0 0 -4		
13	Ben Burnham	22:44	2-6	0-0	1-2	2 2 4	2 1 5	0	0	0	0 1 -4		
Team						5 4 9		0	2				
Totals			20-58	4-17	19-24	18 23 41	20 16	63	5	19	7	0 5 -12	

Technical Fouls: NONE

	Mich	VT	Points from	Mich	VT	Period by Period Scoring			
Biggest lead	16 (2 nd 2:31)	11 (1 st 10:13)	Turnovers	15	11		1st	2nd	TOT
Best Scoring Run	7 (1 st 8:46)	10 (1 st 13:01)	Paint	28	22				
Lead Changes	6		Second Chance	10	11	Mich	34	41	75
Times Tied	4		Fast Breaks	15	9				
Time with Lead	20:50	16:23	Bench	25	29	VT	33	30	63

GAME 7: SOUTH CAROLINA



Official Basketball Box Score - Final
South Carolina at Virginia Tech
11/27/24 Suncoast Credit Union Arena, Fort Myers, Fla.
2024-25 Men's Basketball

Game Time: 6:00 PM
Game Duration: 2:00
Attendance: 3,500

Officials: Lee Cassell, KB Burdett, Tim Conne

South Carolina - 70

Record: 4-3

NO.	Name	Min	FG	3P	FT	Rebounds	Fouls	TP	AS	TO	ST	Blocks	+/-
			M-A	M-A	M-A	OR DR TOT	PF FO					BS BA	
5	Nick Pringle	F 16:28	1-2	0-0	0-0	1 5 6	3 2 2	2	0	0	0 0 0	5	
10	Myles Stute	F 19:53	1-4	1-4	1-2	1 0 1	1 2 4	1	1	0	0 0 -7		
30	Collin Murray-Boyles	F 32:52	7-12	0-3	2-4	3 5 8	2 8 16	2	4	3	2 1 3		
1	Jacobi Wright	G 29:37	1-5	1-4	4-6	0 3 3	3 3 7	2	1	0	0 0 9		
6	Jamari Thomas	G 25:37	2-7	2-6	3-5	0 1 1	3 3 9	0	1	0	0 0 13		
2	Zachary Davis	27:11	4-8	1-2	3-4	2 5 7	0 2 12	3	2	0	0 0 15		
15	Morris Ugusko	24:54	4-7	4-7	0-0	1 2 3	0 0 12	1	0	1	0 0 0	15	
23	Cam Scott	14:53	1-5	0-4	0-0	0 2 2	0 0 2	1	0	0	0 0 -1		
0	Jordan Butler	08:35	2-2	2-2	0-0	0 1 1	0 0 6	1	0	0	0 1 0	8	
Team						1 4 5		0	1				
Totals			23-52	11-32	13-21	9 28 37	12 20	70	13	10	4	3 2 10	

Technical Fouls: NONE

Virginia Tech - 60

Record: 3-4

NO.	Name	Min	FG	3P	FT	Rebounds	Fouls	TP	AS	TO	ST	Blocks	+/-
			M-A	M-A	M-A	OR DR TOT	PF FO					BS BA	
1	Tobi Lawal	F 21:12	4-7	0-1	2-4	2 4 6	4 2 10	0	0	0	0 0 -1	-4	
34	Mylijael Poteat	F 22:12	0-4	0-0	1-2	1 6 7	4 2 1	1	2	0	0 0 -3		
2	Jaden Schutt	G 29:54	3-9	2-4	3-3	0 4 4	1 2 11	2	1	2	0 0 -8		
7	Brandon Rechsteiner	G 30:03	4-13	2-5	0-0	0 3 3	2 3 10	4	1	0	0 0 -8		
10	Tyler Johnson	G 17:51	2-5	0-0	0-0	0 1 1	1 1 4	1	0	1	0 0 -1	-1	
5	Patrick Wessler	10:43	2-3	0-0	0-0	1 0 1	2 0 4	0	0	0	1 1 -8		
3	Jaydon Young	28:14	5-9	2-5	0-0	0 3 3	4 0 12	1	0	0	0 0 -5		
11	Ben Hammond	15:04	0-4	0-1	0-0	0 2 2	0 0 0	1	1	1	0 0 -7		
13	Ben Burnham	22:18	3-5	2-2	0-0	0 1 1	2 2 8	0	3	1	1 0 -7		
22	Connor Serven	02:29	0-0	0-0	0-0	0 1 1	0 0 0	0	0	0	0 0 0	1	
Team						5 1 6		0	0				
Totals			23-59	8-18	6-9	9 26 35	20 12	60	10	9	5	2 3 -10	

Technical Fouls: NONE

VIRGINIA TECH MEN'S BASKETBALL

BOX SCORES

GAME 9: PITT



Official Basketball Box Score - Final
Pittsburgh at Virginia Tech
12/07/24 Cassell Coliseum, Blacksburg, Va.
2024-25 Men's Basketball

Game Time: 2:01 PM
Game Duration: 3:02
Attendance: 3,922

Officials: Roger Ayers, Greg Evans, Kellen Milne

Pittsburgh - 64

Record: 8-2 (1-0)

NO. Name		Min	FG	3P	FT	Rebounds			Fouls	TP	AS	TO	ST	Blocks	+/-	
			M-A	M-A	M-A	OR	DR	TOT	PF	FD						
2	Cameron Corhen	F 35:26	3-4	0-0	0-0	3	3	6	2	3	6	2	2	1	3	-2
25	Guillermo Diaz Graham	F 31:24	3-9	1-7	2-2	3	4	7	3	2	9	2	4	0	2	6
55	Zack Austin	F 33:03	4-7	1-3	0-0	1	4	5	1	0	9	0	0	0	0	1
5	Ishmael Leggett	F 38:56	5-13	3-9	4-4	1	4	5	2	3	17	4	3	0	0	5
15	Jaland Lowe	G 39:34	6-16	1-5	6-6	0	5	5	1	9	19	2	3	4	0	7
3	Brandin Cummings	09:31	1-4	0-2	0-0	1	1	2	1	0	2	0	0	0	0	8
52	Amsal Delalic	06:07	1-1	0-0	0-0	0	0	0	0	0	2	0	0	0	0	2
4	Papa Amadou Kante	02:13	0-0	0-0	0-0	0	0	0	1	0	0	0	0	0	0	4
31	Jorge Diaz Graham	03:46	0-2	0-2	0-0	0	0	0	0	0	0	0	1	0	0	-6
Team						0	1	1	0	0	0	0	0			
Totals			23-56	6-28	12-12	9	22	31	17	64	10	12	7	5	0	5

Technical Fouls:NONE

Shooting By Period	1st FG%	2nd FG%	3rd FG%	GM FG%
1st FG%	12-26 46.2%			
3PT%	4-16 25.0%			
FT%	0-0 0%			
2nd FG%	11-30 36.7%			
3PT%	2-12 16.7%			
FT%	12-12 100%			
GM FG%	23-56 41.1%			
3PT%	6-28 21.4%			
FT%	12-12 100.0%			

Dead Ball Rebounds: 1

Virginia Tech - 59

Record: 3-6 (0-1)

NO.	Name		Min	FG M-A	3P M-A	FT M-A	Rebounds OR DR TOT	Fouls PF TD	TP	AS	TO	ST	Blocks BS BA	+/-
1	Tobi Lawal	F	27:06	6-10	1-2	3-4	2 2 4	3 4 16	2	0	2	0	0	-5
34	Mylajael Poteat	F	18:04	1-2	0-0	1-2	2 2 4	2 2 3	0	2	1	0	0	8
2	Jaden Schutt	G	34:55	5-11	4-10	0-0	0 4 4	1 0 14	3	0	0	0	0	1
7	Brandon Rechsteiner	G	33:34	4-9	0-2	0-0	0 1 1	1 3 8	4	5	1	0	0	-2
10	Tyler Johnson	G	21:19	3-3	1-1	1-1	0 6 6	2 1 8	0	4	0	0	0	-2
3	Jaydon Young	F	23:46	1-6	1-5	0-0	0 1 1	1 0 3	2	1	0	0	0	-10
5	Patrick Wessler	F	05:07	1-3	0-0	0-0	0 1 1	4 0 2	0	2	0	0	0	-3
13	Ben Burnham	F	29:42	2-9	1-5	0-0	2 3 5	2 1 5	1	2	0	0	2	-10
11	Ben Hammond	F	06:26	0-0	0-0	0-0	0 1 1	1 0 0	0	1	1	0	0	-3
Team							2 1 3	0 0 0						
Totals				23:53	8-25	5-7	8 22 30	17 11 59	13	17	4	0	5	-5

Technical Fouls:NONE

Shooting By Period	1st FG%	2nd FG%	3rd FG%	GM FG%
1st FG%	15-29 51.7%			
3PT%	6-15 40.0%			
FT%	0-0 0%			
2nd FG%	8-24 33.3%			
3PT%	2-10 20.0%			
FT%	5-7 71.4%			
GM FG%	23-53 43.4%			
3PT%	8-25 32.0%			
FT%	5-7 71.4%			

Dead Ball Rebounds: 1

	UP	Hokies
Biggest lead	5 (2nd 0:06)	8 (1st 0:00)
Best Scoring Run	9 (1st 11:00)	9 (1st 2:55)
Lead Changes	5	
Times Tied	6	
Time with Lead	02:45	30:57

Points from Turnovers	UP	Hokies
Turnovers	17	10
Paint	28	26
Second Chance	6	11
Fast Breaks	6	6
Bench	4	10

Period by Period Scoring	1st	2nd	TOT
UP	28	36	64
Hokies	36	23	59

GAME 10: NORTH CAROLINA A&T



Official Basketball Box Score - Final
North Carolina A&T at Virginia Tech
12/12/24 Cassell Coliseum, Blacksburg, Va.
2024-25 Men's Basketball

Game Time: 7:01 PM
Game Duration: 1:48
Attendance: 4,858

Officials: Lee Cassel, Tony Padilla, Ben Str

North Carolina A&T - 67

Record: 3-7

NO. Name	Min	FG M-A	3P M-A	FT M-A	Rebounds OR DR TOT	Fouls PF FD	TP	AS	TO	ST	Blocks BS BA	+/-			
16 Nikolaos Chitkouf	F 28:04	5-13	0-0	3-6	4 2 6	2 4 13	1	1	1	1	2	-19			
1 Ryan Forrest	G 33:47	3-13	0-3	8-11	1 1 2	0 7 14	0	1	1	1	0	-27			
3 Camian Shell	G 32:06	1-2	0-0	0-0	0 0 0	3 3 2	2	2	2	0	0	-26			
5 Jahnaathan Lamothe	G 37:39	5-11	0-3	4-7	1 10 11	1 8 14	3	2	3	0	0	-28			
7 Landon Gasper	G 36:10	6-16	5-11	2-2	3 4 7	0 1 19	4	2	2	1	3	-27			
31 Elastratos Kalliontzis	G 11:31	1-1	0-0	0-0	0 1 1	3 0 2	2	1	1	0	0	-5			
15 Jalal McKie	G 12:34	0-1	0-1	0-0	0 2 2	1 0 0	0	0	1	0	0	-9			
13 Jason Murphy	G 04:48	1-1	0-0	1-2	1 1 2	0 1 3	0	1	0	0	0	-5			
11 Jordan Martin	G 01:07	0-0	0-0	0-0	0 0 0	0 0 0	0	0	0	0	0	2			
20 Chanler Montgomery	G 01:07	0-0	0-0	0-0	0 0 0	0 0 0	0	1	0	0	0	2			
33 Julius Reese	G 01:07	0-0	0-0	0-0	0 0 0	0 0 0	0	0	0	0	0	2			
Team					1 1 2	0 0 0									
Totals	22:58	5-18	18-28	9	21	30	10	24	67	10	13	7	3	5	-28

Technical Fouls:NONE

Shooting By Period	1st FG%	2nd FG%	3rd FG%	GM FG%
1st FG%	12-27 44.4%			
3PT%	3-10 30.0%			
FT%	5-8 62.5%			
2nd FG%	10-31 32.3%			
3PT%	2-8 25.0%			
FT%	13-20 65%			
GM FG%	22-58 37.9%			
3PT%	5-18 27.8%			
FT%	18-28 64.3%			

Dead Ball Rebounds: 5

Virginia Tech - 95

Record: 4-6

NO. Name		Min	FG M-A	3P M-A	FT M-A	Rebounds OR DR TOT	Fouls PF FD	TP	AS	TO	ST	Blocks BS BA	+/-			
1 Tobi Lawal	F	14:51	4-6	1-1	1-1	3 4 7	3 1 10	0	0	0	0	0	8			
34 Mylajael Poteat	F	14:34	4-7	0-0	3-4	1 0 1	3 2 11	0	0	0	0	0	8			
2 Jaden Schutt	G	24:40	2-7	2-7	0-0	0 4 4	0 4 0	6	2	1	0	1	10			
7 Brandon Rechsteiner	G	19:28	2-10	1-7	1-1	0 0 0	0 1 6	5	4	0	0	1	8			
10 Tyler Johnson	G	22:35	3-7	1-2	0-0	3 5 8	3 0 7	5	2	0	0	1	11			
5 Patrick Wessler	F	17:00	5-6	0-0	3-5	1 5 6	1 3 13	1	1	1	0	1	20			
13 Ben Burnham	F	21:38	3-7	2-5	0-0	4 5 9	3 1 8	2	2	2	2	0	24			
3 Jaydon Young	F	12:07	1-5	1-4	0-0	0 1 1	1 0 3	3	3	0	0	0	16			
11 Ben Hammond	F	23:04	6-6	3-3	2-2	0 1 1	3 1 17	4	3	5	0	0	21			
4 Rodney Brown Jr.	F	21:04	5-7	3-5	0-0	0 6 6	1 0 13	2	2	2	0	1	28			
21 Ryan Jones Jr.	F	03:53	0-2	0-2	0-0	0 0 0	2 0 0	0	0	0	0	0	-2			
22 Connor Serven	F	02:24	0-0	0-0	0-0	0 1 1	0 0 0	0	0	0	0	1	-3			
9 Peter Carr	F	01:21	0-0	0-0	0-0	0 0 0	0 0 0	0	0	0	0	0	-3			
8 Connor Venable	F	01:21	0-0	0-0	1-3	0 0 0	0 1 1	1	0	0	0	0	-3			
Team						4 0 4				0	1					
Totals		35:70	14-36	11-16	16	32	48	24	10	95	24	16	7	5	3	28

Technical Fouls:NONE

	Aggies	Hokies
Biggest lead	1 (1st 8:55)	31 (2nd 7:03)
Best Scoring Run	8 (2nd 19:29)	16 (1st 1:41)
Lead Changes	2	
Times Tied	0	
Time with Lead	00:44	39:01

Points from Turnovers	Aggies	Hokies
Turnovers	19	22
Paint	28	40
Second Chance	9	25
Fast Breaks	2	15
Bench	5	55

Period by Period Scoring	1st	2nd	TOT
Aggies	32	35	67
Hokies	52	43	95

GAME 11: NAVY



Official Basketball Box Score - Final
Navy at Virginia Tech
12/15/24 Cassell Coliseum, Blacksburg, Va.
2024-25 Men's Basketball

Game Time: 12:01 PM
Game Duration: 2:05
Attendance: 4,381

Officials: Bill Covington Jr., Rick Crawford, Tony Chazzi

Navy - 72

Record: 3-8

NO. Name	Min	FG M-A	3P M-A	FT M-A	Reb OR DR TOT	Fouls PF FD	TP	AS	TO	ST	Blocks BS BA	+/-			
30 Mike Woods	F 12:21	2-3	0-0	0-0	1 0 1	3 0 4	0	0	2	0	0	4			
99 Aidan Kehoe	C 33:23	3-3	0-0	0-0	3 6 9	3 2 6	2	1	0	2	0	-9			
1 Austin Benigni	G 36:37	5-11	1-2	2-2	1 4 5	2 1 13	3	3	3	1	1	0			
10 Jinwo Kim	G 17:44	2-3	1-2	7-8	1 0 1	3 6 12	2	2	1	0	0	-1			
21 Jordan Pernick	G 22:38	4-10	2-7	4-4	2 1 3	0 3 14	1	1	2	0	0	-6			
2 Lysander Rehnstrom	21:22	5-10	4-9	0-0	0 0 0	1 1 14	0	1	0	0	0	-1			
11 Donovan Draper	30:02	3-7	1-3	2-2	5 4 9	2 3 9	1	4	1	0	1	-6			
8 Sam Krist	05:42	0-0	0-0	0-0	0 0 0	2 0 0	0	0	0	1	0	0			
15 Carnegie Johnson	03:23	0-1	0-1	0-0	0 0 0	0 0 0	0	0	0	0	0	-7			
3 Cam Cole	12:34	0-3	0-3	0-0	2 0 2	0 1 0	2	2	1	0	0	-9			
17 Jack Medalie	04:14	0-0	0-0	0-0	0 0 0	0 0 0	0	1	1	0	0	-5			
Team					0 0 0	0 0 0									
Totals	24-51	9-27	15-16	15	15	30	16	18	72	12	16	4	3	1	-8

Technical Fouls:NONE

Shooting By Period	1st FG%	2nd FG%	3rd FG%	GM FG%
1st FG%	13-18 72.2%			
3PT%	5-9 55.6%			
FT%	10-11 90.9%			
2nd FG%	11-33 33.3%			
3PT%	4-18 22.2%			
FT%	5-5 100%			
GM FG%	24-51 47.1%			
3PT%	9-27 33.3%			
FT%	15-16 93.8%			

Dead Ball Rebounds: 0

Virginia Tech - 80

Record: 5-6

Rebounds												
NO. Name	Min	FG M-A	3P M-A	FT M-A	Rebounds OR DR TOT	Fouls PF FD	TP	AS	TO	ST	Blocks BS BA	+/-
1 Tobi Lawal	21:16	0-2	0-0	2-2	3 0 3	0 3 2	0	1	1	1	1	2
34 Mylajael Poteat	18:37	4-6	0-0	4-6	1 1 2	3 4 12	1	1	0	0	0	13
2 Jaden Schutt	20:44	2-6	2-5	5-5	0 0 0	5 3 11	0	1	1	0	0	-1
7 Brandon Rechsteiner	19:09	1-4	0-2	0-0	0 0 0	0 0 0	2	4	2	0	0	6
10 Tyler Johnson	18:50	2-4	1-2	2-2	0 3 3	3 1 7	1	1	1	0	0	6
5 Patrick Wessler	16:24	2-4	0-0	0-0	1 2 3	0 2 4	0	0	0	0	0	-5
4 Rodney Brown Jr.	29:30	4-9	3-4	0-0	4 4 4	1 0 11	11	3	1	2	0	11
11 Ben Hammond	20:51	4-6	1-1	2-2	0 1 1	0 1 1	11	3	2	1	0	8
13 Ben Burnham	21:43	7-9	2-3	1-1	1 0 1	3 1 7	1	0	0	0	0	6
3 Jaydon Young	10:56	1-1	1-1	0-0	0 0 0	3 1 3	3	0	1	0	0	0
Team					2 1 3	0	0	1				
Totals	27:51	10-18	16-18	8 12	20 18 16	80	13	10	7	1	3	8

VIRGINIA TECH MEN'S BASKETBALL

BOX SCORES

GAME 13: DUKE



Official Basketball Box Score - Final
Virginia Tech at Duke
12/31/24 Cameron Indoor Stadium, Durham, NC
2024-25 Men's Basketball

Game Time: 4:30 PM
Game Duration: 1:58
Attendance: 9,311

Officials: Bert Smith, A.J. Desai, Eric Lewis

Virginia Tech - 65

Record: 5-8 (0-2)

NO.	Name	Min	FG	3P	FT	Rebounds			Fouls		TP	AS	TO	ST	Blocks	BS	+/-	
			M-A	M-A	M-A	OR	DR	TOT	PF	FD								
1	Tobi Lawal	F 22:16	7-9	3-4	2-4	2	3	5	2	2	19	0	4	0	0	0	-16	
34	Myijael Poteat	F 17:17	2-6	0-0	2-2	0	2	2	3	1	6	1	2	0	0	0	-17	
2	Jaden Schutt	G 23:00	1-6	1-6	0-0	0	1	1	1	0	3	0	0	1	0	0	-18	
10	Tyler Johnson	G 14:58	0-2	0-0	0-0	0	2	2	1	1	0	1	1	0	0	0	-17	
11	Ben Hammond	G 21:53	1-3	0-0	0-0	1	3	4	1	2	2	3	3	0	0	0	-9	
4	Rodney Brown Jr.	23:55	3-6	2-3	0-0	0	1	1	2	1	8	4	1	1	0	0	-9	
5	Patrick Wessler	18:38	3-5	0-0	4-6	1	1	2	2	4	10	0	0	1	0	0	2	
7	Brandon Rechsteiner	18:07	1-3	0-2	0-0	0	0	0	1	1	2	4	1	0	0	0	-14	
13	Ben Burnham	17:46	4-7	1-3	0-0	0	0	0	0	1	9	1	0	0	0	0	-18	
3	Jaydon Young	19:35	1-3	1-3	3-3	0	2	2	1	2	6	0	0	2	0	0	-2	
22	Connor Serven	02:35	0-0	0-0	0-0	0	0	0	0	0	0	0	0	0	0	0	3	
Team						1	2	3				0						
Totals			23-50	8-21	11-15	5	17	22	14	15	65	14	12	5	0	4	-23	

Technical Fouls:NONE

Duke - 88

Record: 11-2 (3-0)

NO.	Name	Min	FG	3P	FT	Rebounds		Fouls	TP	AS	TO	ST	Blocks	BS	+/-		
			M-A	M-A	M-A	OR	DR	OT								PF	
2	Cooper Flagg	F 29:58	9-14	2-4	4-4	0	3	3	2	4	24	6	1	4	1	0	30
9	Khaman Maluach	C 14:31	1-2	0-1	0-0	1	3	4	2	0	2	0	0	0	0	2	0
5	Tyrese Proctor	G 29:44	4-9	1-5	4-4	1	1	2	1	4	13	5	0	1	0	0	21
7	Kon Knueppel	G 24:54	4-10	2-7	3-3	0	2	2	2	2	13	0	1	0	0	0	25
14	Sion James	G 25:46	5-7	0-1	0-0	4	7	11	1	1	10	2	2	1	0	0	21
1	Caleb Foster	19:06	0-2	0-0	2-2	0	3	3	2	1	2	2	2	1	0	0	-1
6	Malik Brown	18:26	1-2	0-0	0-0	1	1	2	0	2	1	1	0	0	0	0	13
3	Isiah Evans	17:04	4-7	4-7	0-0	0	4	4	0	0	12	2	0	0	0	0	6
18	Mason Gillis	10:25	3-5	2-4	2-2	2	0	2	1	2	10	1	0	0	0	0	-7
21	Patrick Ngongba	06:40	0-0	0-0	0-0	0	0	0	2	0	0	0	0	0	0	0	8
8	Darren Harris	03:26	0-0	0-0	0-0	0	0	0	1	0	0	0	0	0	0	0	-3
Team						1	1	2				0					
Totals			31-58	11-29	15-15	10	25	35	15	14	88	19	9	7	4	0	23

Technical Fouls:NONE

	Hokies	Duke					
Biggest lead	2 (1 st 15:44)	28 (2 nd 1:21)	Points from Turnovers	Hokies	Duke	Period by Period Scoring	
Best Scoring Run	6 (1 st 2:57)	9 (1 st 4:19)	Paint	22	38	1st	2nd
Lead Changes	8		Second Chance	3	17	Hokies	TOT
Times Tied	4		Fast Breaks	2	8		
Time with Lead	04:25	30:41	Bench	35	26	Duke	
						37	51
						88	

GAME 15: STANFORD



Official Basketball Box Score - Final
Virginia Tech at Stanford
01/06/25 Maples Pavilion, Stanford
2024-25 Men's Basketball

Game Time: 6:00 PM
Game Duration: 1:56
Attendance: 3,262

Officials: Roger Ayers, Tony Padilla, Clare Aubry

Virginia Tech - 59

Record: 6-9 (1-3)

NO. Name		Min	FG M-A	3P M-A	FT M-A	OR Reb	DR Reb	Fouls PF	FD TO	TP	AS	TO	ST	Blocks BS	BA	+/-
1	Tobi Lawal	F 26:00	6-11	0-2	3-4	1	4	5	2	4	15	0	0	0	0	-13
34	Myijael Poteat	F 20:18	6-11	0-0	0-1	0	3	3	2	1	12	0	0	0	0	3
2	Jaden Schutt	G 33:30	0-2	0-2	0-0	0	4	4	3	0	0	1	1	0	0	-12
7	Brandon Rechsteiner	G 26:36	2-6	0-2	0-0	1	1	2	0	0	4	3	2	0	0	-9
10	Tyler Johnson	G 18:21	1-2	0-0	0-1	0	1	1	3	1	2	0	1	0	0	-3
5	Patrick Wessler	06:52	1-3	0-0	0-0	0	1	1	1	0	2	0	1	0	0	-5
4	Rodney Brown Jr.	26:41	1-5	0-0	0-0	1	3	4	3	4	2	3	1	1	0	-11
13	Ben Burnham	26:50	7-10	4-5	0-0	1	3	4	0	0	18	1	1	1	0	-7
3	Jaydon Young	14:52	2-6	0-3	0-1	0	0	0	2	1	4	0	1	1	0	2
Team						0	1	1			0	2				
Totals			26-56	4-14	3-7	4	21	25	16	11	59	8	10	3	1	-11
Technical Fouls: NONE																

Technical Fouls:NONE

Stanford - 70

Record: 10-5 (2-2)

No.	Name	Min	FG	3P	FT	OR	DR	TOT	Fouls	TP	AS	TO	ST	Blocks	BS	+/-	
10	Chisom Okpara	F 06:28	0-1	0-0	0-0	0	0	0	1	0	0	3	0	0	0	-7	
42	Maxime Raynaud	F 38:16	8-17	3-7	0-0	0	14	14	1	1	19	2	2	0	1	0	13
4	Oziyah Sellers	G 38:37	7-12	4-7	1-1	1	2	3	1	1	19	2	1	0	0	1	13
11	Ryan Agarwal	G 29:10	1-7	0-3	4-4	4	4	8	1	2	6	4	1	1	0	0	15
21	Jaylen Blakes	G 30:37	3-8	1-5	10-12	1	1	2	4	9	17	6	1	1	0	0	-2
3	Tallis Toure	01:44	0-0	0-0	0-0	0	0	0	0	0	0	0	0	0	0	-2	
5	Benny Gealer	11:43	1-1	0-0	0-0	0	0	0	1	2	2	1	0	0	0	-7	
52	Aidan Cammann	05:59	0-0	0-0	0-0	0	1	1	0	0	0	2	0	0	0	-3	
33	Evan Sinson	09:53	0-1	0-0	0-0	0	1	1	0	1	0	0	0	0	0	-1	
2	Donavin Young	23:33	3-5	1-1	0-0	2	1	3	2	7	0	1	0	0	0	21	
Team						0	4	4				0					
Totals			23-52	9-24	15-17	8	28	36	11	16	70	15	11	2	1	1	11

Technical Fouls:NONE

	VT	STA	
Biggest lead	12 (1 st 9:29)	11 (2 nd 0:28)	
Best Scoring Run	14 (1 st 9:29)	9 (2 nd 14:06)	
Lead Changes	8		
Times Tied	4		
Time with Lead	22:52	13:48	
Points from Turnovers	16	9	
Paint	38	20	
Second Chance	6	6	
Fast Breaks	2	3	
Bench	26	9	
Period by Period Scoring			
	1st	2nd	TOT
VT	30	29	59
STA	25	45	70

GAME 14: MIAMI



Official Basketball Box Score - Final
Miami at Virginia Tech
01/04/25 Cassell Coliseum, Blacksburg, Va.
2024-25 Men's Basketball

Game Time: 2:01 PM
Game Duration: 2:05
Attendance: 4,022

Officials: Bill Covington Jr., Justin Porterfield, Trey Snyers

Miami - 85

Record: 4-10 (0-3)

No.	Name	Min	FG		3P		FT		OR		Reb		Fouls		TP	AS	TO	Blocks		BS	BA	+/-																						
			M-A	P	M-A	P	M-A	P	M-A	P	M-A	P	M-A	P				M-A	P				M-A	P																				
2	Brandon Johnson	F 26:11	3-6	0-2	3-3	2	2	4	2	3	9	3	1	2	2	0	-13						1st FG% 16-28 57.1%																					
1	Lynn Kidd	C 28:41	3-6	0-0	1-2	3	5	8	2	4	7	0	4	0	1	0	9						3PT% 4-12 33.3%																					
0	Matthew Cleveland	G 34:07	7-11	3-5	4-7	1	1	2	0	4	21	3	0	1	2	0	2						FT% 3-6 50%																					
3	Jali Bethea	G 25:24	6-9	3-4	0-0	1	0	1	0	2	15	1	2	0	0	0	2						2nd FG% 17-28 60.7%																					
99	Divine Ugochukwu	G 28:06	3-5	0-0	1-2	0	1	1	1	2	7	7	1	1	0	0	-6						3PT% 4-5 80.0%																					
10	Paul Djibbet	14:44	3-4	0-0	2-2	0	2	2	2	8	1	2	0	1	0	0	3						FT% 8-11 72.7%																					
5	Jalen Blackmon	13:30	2-3	0-1	0-0	0	1	1	0	0	4	2	1	1	0	0	1						GM FG% 33-56 58.9%																					
11	A.J. Staton-McCray	06:40	0-4	0-2	0-0	0	0	0	0	0	0	0	0	1	0	0	0						3PT% 8-17 47.1%																					
23	Austin Swartz	13:59	5-7	2-3	0-1	0	2	2	1	1	12	1	0	1	0	0	-6						FT% 11-17 64.7%																					
4	Isaiah Johnson-Arigo	08:38	1-1	0-0	0-0	0	1	1	1	1	2	1	0	0	0	0	3						Dead Ball Rebounds: 4.0																					
Team									0			1																																
Totals			33-56			8-17			11-17			7			16			23			16			85			19			11			7			6			0			-1		

Technical Fouls:NONE

Virginia Tech - 86

Record: 6-8 (1-2)

Shooting By Period														
1st	FG%	16-29	55.2%											
3PT%	49	44.4%												
FT%	46	66.7%												
2nd	FG%	16-30	53.9%											
3PT%	5-11	45.5%												
FT%	99	100%												
GM	FG%	32-59	54.2%											
3PT%	9-20	45.0%												
FT%	13-15	86.7%												
Dead Ball Rebounds: 20														

NO.	Name	Min	FG	3P	FT	OR	DR	Reb	Fouls	TP	AS	TO	ST	Blocks	BS	+/-					
			M-A	M-A	M-A	OR	DR	TOT	PF	FD											
1	Tobi Lawal	F 30:13	8-10	0-1	6-6	2	4	6	2	5	22	5	3	0	0	1	9				
34	Myijael Poteat	F 29:38	10-16	0-0	5-7	3	0	3	1	4	25	0	0	2	0	2	-4				
2	Jaden Schutt	G 27:14	3-9	3-8	0-0	0	1	1	2	0	9	4	1	0	0	0	0				
10	Tyler Johnson	G 28:46	2-6	1-2	2-2	1	3	4	4	1	7	3	0	1	0	1	3				
11	Ben Hammond	G 31:12	2-4	1-1	0-0	0	4	4	2	1	5	8	3	2	0	1	1				
5	Patrick Wessler	04:58	2-2	0-0	0-0	1	0	1	3	0	4	0	0	0	0	0	0				
7	Brandon Rechsteiner	08:48	2-2	0-0	0-0	1	0	1	0	0	6	0	1	1	0	0	0				
13	Ben Burnham	15:11	2-5	1-2	0-0	0	2	2	1	2	5	0	0	2	0	0	-3				
4	Rodney Brown Jr.	20:10	1-4	1-3	0-0	0	2	2	0	0	3	3	2	0	0	1	-2				
3	Jaydon Young	03:51	0-1	0-1	0-0	0	1	1	1	0	0	1	0	0	0	0	-3				
Team						3			1	4	0			0							
Totals			32-59			9-20	13-15	11			18	29	16	13	86	23	11	8	0	6	1

VIRGINIA TECH MEN'S BASKETBALL

BOX SCORES

GAME 17: NC STATE



Official Basketball Box Score - Final
NC State at Virginia Tech
01/15/25 Cassell Coliseum, Blacksburg, Va.
2024-25 Men's Basketball

Game Time: 7:01 PM
Game Duration: 2:08
Attendance: 5,633

Officials: A.J. Desai, Brian O'Connell, Brent Hampton

NC State - 76

Record: 9-8 (2-4)

NO. Name	Min	FG	3P	FT	Rebounds	Fouls	TP	AS	TO	ST	Blocks	+/-
		M-A	M-A	M-A	OR DR TOT	PF FD					BS BA	
34 Ben Middlebrooks	C 27:24	4-7	0-0	5-6	1 1 2	4 4	13	1	0	3	0 0	-1
3 Dontrez Styles	G 23:29	3-6	2-3	1-2	2 3 5	2 1	9	0	0	0	0 0	-2
8 Jayden Taylor	G 32:11	6-14	3-10	2-2	0 2 2	1 3	17	3	2	1	0 0	14
10 Marcus Hill	G 34:38	5-13	0-0	2-2	2 3 5	1 2	12	2	1	0	0 1	-9
12 Michael O'Connell	G 25:20	1-3	1-3	2-2	0 2 2	4 1	5	5	1	1	0 0	-6
11 Dennis Parker, Jr.	16:31	3-4	1-2	1-2	1 3 4	2 1	8	1	1	1	1 0	-1
4 Bron Pass	18:00	0-1	0-0	0-0	0 0 0	0 1	0	4	1	1	0 1	-2
33 Ismael Diouf	12:37	3-4	0-0	1-1	0 0 0	0 0	7	0	1	0	0 0	-2
2 Paul McNeil, Jr.	06:43	1-1	0-0	0-0	0 0 0	0 0	2	1	1	0	0 0	-12
5 Trey Parker	01:38	0-0	0-0	0-0	1 1 2	1 0	0	0	0	0	0 0	-2
7 Bryce Heard	01:30	1-1	1-1	0-0	0 0 0	0 0	3	0	0	0	0 0	4
Team					1 1 2	0	0	0	0			
Totals		27-54	8-19	14-17	8 16 24	18 15	76	17	8	7	1 2	-3

Technical Fouls: NONE

Virginia Tech - 79

Record: 8-9 (3-3)

NO. Name	Min	FG	3P	FT	Rebounds	Fouls	TP	AS	TO	ST	Blocks	+/-
		M-A	M-A	M-A	OR DR TOT	PF FD					BS BA	
1 Tobi Lawal	F 29:52	7-10	3-3	5-6	6 5 11	2 5	22	2	3	1	2 0	25
34 Mylajael Poteat	F 12:17	1-4	0-0	1-2	1 0 1	3 1	3	0	1	0	0 0	-7
3 Jaydon Young	G 21:43	3-9	1-5	1-1	0 1 1	3 2	8	4	0	1	0 0	-8
7 Brandon Rechsteiner	G 14:06	1-3	1-2	0-0	0 0 0	1 1	3	0	2	0	0 0	-10
10 Tyler Johnson	G 29:44	2-4	1-2	0-0	2 4 6	1 1	5	0	2	0	0 0	-2
4 Rodney Brown Jr.	27:51	1-5	1-2	1-2	1 1 2	0 2	4	2	2	0	0 0	-8
5 Patrick Wessler	07:54	2-3	0-0	1-1	3 1 4	2 1	5	0	0	1	0 0	-6
2 Jaden Schutt	26:33	6-10	3-6	2-2	1 4 5	1 3	17	2	1	0	0 0	0
13 Ben Burnham	26:36	4-11	1-2	3-3	1 4 5	3 2	12	1	0	2	0 1	4
22 Connor Serven	01:24	0-0	0-0	0-0	0 0 0	0 0	0	0	0	0	0 0	-5
Team					0 0 0	0	0	1				
Totals		27-59	11-22	14-17	15 20 35	16 18	79	11	12	5	2 1	3

Technical Fouls: Young 2nd 16:33

	Pack	Hokies	Points from Turnovers	Pack	Hokies	Period by Period Scoring
Biggest lead	15 (2 nd 18:10)	7 (1 st 7:46)	Turnovers	15	14	1st 2nd TOT
Best Scoring Run	15 (2 nd 18:10)	9 (2 nd 0:00)	Paint	32	30	
Lead Changes	8		Second Chance	13	22	Pack 45 31 76
Times Tied	6		Fast Breaks	6	2	Hokies 34 45 79
Time with Lead	25:51	11:26	Bench	20	38	

GAME 19: GEORGIA TECH



Official Basketball Box Score - Final
Virginia Tech at Georgia Tech
01/22/25 McCamish Pavilion, Atlanta
2024-25 Men's Basketball

Game Time: 7:00 PM
Game Duration: 1:58
Attendance: 3,668

Officials: Lee Cassell, Bill Covington, Jr., Matt Potter

Virginia Tech - 64

Record: 8-11 (3-5)

NO. Name	Min	FG	3P	FT	Rebounds	Fouls	TP	AS	TO	ST	Blocks	+/-
		M-A	M-A	M-A	OR DR TOT	PF FD					BS BA	
1 Tobi Lawal	F 32:07	5-13	3-7	0-0	1 5 6	2 0	13	1	2	0	0 1	-17
34 Mylajael Poteat	F 30:02	2-7	0-0	4-4	2 3 5	2 2	8	1	1	3	0 0	-5
2 Jaden Schutt	G 29:04	2-6	2-4	0-0	0 4 4	2 1	6	1	0	0	0 1	-5
10 Tyler Johnson	G 23:38	5-7	2-4	2-2	3 2 5	3 1	14	0	3	1	0 0	-11
11 Ben Hammond	G 16:16	1-6	0-2	0-0	1 1 2	1 0	2	2	0	0	0 0	2
7 Brandon Rechsteiner	24:15	3-6	1-4	0-0	1 0 1	1 0	7	6	5	1	0 0	-10
3 Jaydon Young	15:51	1-4	1-2	0-0	0 3 3	2 0	3	1	1	0	0 0	5
4 Rodney Brown Jr.	10:56	3-7	2-2	2-2	2 3 5	0 1	10	1	3	0	0 0	-2
5 Patrick Wessler	09:40	0-1	0-0	1-2	1 3 4	2 1	1	0	2	0	0 0	-1
13 Ben Burnham	08:11	0-2	0-1	0-0	1 1 2	2 0	0	0	0	0	0 1	9
Team					2 0 2	0	0	0				
Totals		22-59	11-26	9-10	14 25 39	17 6	64	13	17	5	0 3	-7

Technical Fouls: NONE

Georgia Tech - 71

Record: 9-11 (3-6)

NO. Name	Min	FG	3P	FT	Rebounds	Fouls	TP	AS	TO	ST	Blocks	+/-
		M-A	M-A	M-A	OR DR TOT	PF FD					BS BA	
11 Baye Ndongo	F 38:21	6-8	0-0	2-5	2 7 9	3 2	14	4	3	5	1 0	8
30 Ibrahim Souare	F 31:49	2-3	0-0	1-2	1 4 5	1 1	5	1	1	0	1 0	8
31 Duncan Powell	F 40:00	7-11	3-4	6-9	3 3 6	0 7	23	1	0	0	0 0	7
1 Nathaniel George	G 38:18	3-9	2-6	3-4	0 4 4	1 4	11	7	3	3	0 0	8
2 Javian McCollum	G 37:27	5-16	1-7	5-6	0 3 3	0 3	16	4	3	0	0 0	13
12 Ryan Mutombo	09:53	1-2	0-0	0-0	0 0 0	1 0	2	1	0	0	1 0	-2
10 Darriion Sutton	04:12	0-2	0-0	0-0	0 0 0	0 0	0	0	0	1	0 0	-7
Team					1 1 2	0	0	0				
Totals		24-51	6-17	17-26	7 22 29	6 17	71	18	10	11	3 0	7

Technical Fouls: NONE

	VaTech	GeaTech	Points from Turnovers	VaTech	GeaTech	Period by Period Scoring
Biggest lead	2 (1 st 4:28)	9 (1 st 16:58)	Turnovers	12	20	1st 2nd TOT
Best Scoring Run	8 (1 st 8:57)	7 (1 st 11:30)	Paint	18	28	
Lead Changes	6		Second Chance	8	5	VaTech 35 29 64
Times Tied	5		Fast Breaks	8	14	GeaTech 39 32 71
Time with Lead	02:53	33:09	Bench	21	2	

GAME 18: WAKE FOREST



Official Basketball Box Score - Final
Wake Forest at Virginia Tech
01/18/25 Cassell Coliseum, Blacksburg, Va.
2024-25 Men's Basketball

Game Time: 2:00 PM
Game Duration: 2:05
Attendance: 5,922

Officials: Clarence Armstrong, Trey Styons, Jeff Por

Wake Forest - 72

Record: 14-4 (5-1)

NO. Name	Min	FG	3P	FT	Rebounds	Fouls	TP	AS	TO	ST	Blocks	+/-
		M-A	M-A	M-A	OR DR TOT	PF FD					BS BA	
25 TreVon Spillers	F 40:00	2-9	0-1	1-1	2 5 7	2 1	5	1	0	0	1 1	9
4 Elton Reid	C 21:53	2-3	2-2	0-0	0 2 2	4 1	6	1	2	0	0 0	3
6 Cameron Hildreth	G 33:39	7-13	1-3	6-8	0 3 3	0 6	21	1	1	0	1 1	3
8 Ty-Laur Johnson	G 27:30	2-5	0-2	4-4	0 2 2	2 2	8	3	1	3	0 0	5
23 Hunter Sallis	G 37:59	10-17	3-7	1-2	1 6 7	2 2	24	2	3	2	0 0	9
0 Omahia Bilew	06:34	0-2	0-1	0-0	0 0 0	3 0	0	0	0	0	0 0	5
2 Jake Harris	21:55	2-5	0-2	2-2	1 2 3	3 3	6	0	0	1	0 0	5
7 Parker Friedrichsen	10:30	1-3	0-1	0-0	0 1 1	2 0	2	0	0	0	0 0	6
Team					2 2 4	0	0	0				
Totals		26-57	6-19	14-17	6 23 29	18 15	72	8	7	6	2 2	9

Technical Fouls: NONE

Virginia Tech - 63

Record: 8-10 (3-4)

NO. Name	Min	FG	3P	FT	Rebounds	Fouls	TP	AS	TO	ST	Blocks	+/-
		M-A	M-A	M-A	OR DR TOT	PF FD					BS BA	
1 Tobi Lawal	F 33:01	4-8	1-2	1-2	2 10 12	3 1	10	1	2	1	0 0	-9
34 Mylajael Poteat	F 25:45	3-5	0-0	5-5	3 2 5	3 3	11	2	3	0	0 0	-7
3 Jaydon Young	G 08:10	1-4	0-2	0-0	0 1 1	1 0	2	0	0	0	0 0	-3
10 Tyler Johnson	G 32:52	3-6	0-1	3-3	3 7 10	2 4	9	3	1	1	1 0	-8
11 Ben Hammond	G 25:12	1-9	0-1	2-3	0 2 2	2 3	4	1	1	0	0 1	-11
2 Jaden Schutt	26:04	4-8	3-7	1-1	0 2 2	1 1	12	0	2	0	0 0	-2
5 Patrick Wessler	01:49	0-0	0-0	0-0	0 0 0	0 0	0	0	0	0	0 1	-1
7 Brandon Rechsteiner	14:48	3-7	2-5	2-2	0 0 0	2 2	10	2	3	0	0 0	2
13 Ben Burnham	21:58	1-4	0-1	1-3	0 0 0	0 3	3	0	0	0	0 1	-3
4 Rodney Brown Jr.	10:22	1-1	0-0	0-0	0 1 1	1 1	2	0	0	0	0 0	-5
Team					1 1 2	0	2					
Totals		21-52	6-19	15-19	9 26 35	16 18	63	9	14	2	2 2	-9

Technical Fouls: Coach 1st 15:00

	WF	Hokies	Points from Turnovers	WF	Hokies	Period by Period Scoring
Biggest lead	10 (1 st 6:50)	4 (2 nd 16:54)	Turnovers	14	5	1st 2nd TOT
Best Scoring Run	7 (1 st 8:14)	6 (1 st 10:48)	Paint	26	24	
Lead Changes	6		Second Chance	16	8	WF 31 41 72
Times Tied	2		Fast Breaks	5	5	Hokies 29 34 63
Time with Lead	33:54	04:08	Bench	8	27	

GAME 20: CLEMSON



Official Basketball Box Score - Final
Clemson at Virginia Tech
01/25/25 Cassell Coliseum, Blacksburg, Va.
2024-25 Men's Basketball

Game Time: 5:01 PM
Game Duration: 1:56
Attendance: 5,922

Officials: Tony Henderson, Mark Schnur, Isaac Barnett

Clemson - 72

Record: 17-4 (9-1)

No.	Name	Min	FG		3P		FT		Rebounds		Fouls		TP	AS	TO	Blocks		+/-	Shooting By Period		
			M-A	Pct	M-A	Pct	M-A	Pct	PF	FD	BS	BA				1st	FG%		18-30	60.0%	
0	Viktor Lakhin	F 19:46	5-6	0-0	1-2	1	4	5	4	3	11	0	1	1	1	0	22	3PT%	5-11	45.5%	
4	Ian Schieffelin	F 27:55	2-6	0-1	2-2	2	5	7	2	3	6	3	2	0	1	0	2	FT%	0-1	0%	
7	Chauncey Wiggins	F 33:46	6-11	4-6	0-1	0	5	5	2	1	16	0	0	0	0	0	13	2nd FG%	10-28	35.7%	
2	Dillon Hunter	G 18:25	1-2	0-1	1-2	0	1	1	3	2	3	1	0	0	0	0	-9	3PT%	2-10	20.0%	
11	Jaedon Zackery	G 38:10	4-11	1-5	2-2	3	2	5	3	1	11	4	1	0	0	0	16	FT%	9-12	75%	
3	Jake Heidbreder	18:26	2-7	2-5	0-0	1	0	1	1	2	6	0	0	0	0	0	9	GM FG%	25-48	48.3%	
10	Del Jones	23:32	5-7	0-0	3-4	1	4	5	0	2	13	2	1	0	0	0	13	3PT%	7-21	33.3%	
6	Myles Foster	06:07	1-2	0-0	0-0	2	1	3	0	0	2	0	0	0	0	0	-4	FT%	9-13	69.2%	
14	Christian Reeves	03:49	1-2	0-0	0-0	1	0	1	1	0	2	2	0	0	0	1	0	Dead Ball Rebounds: 4-1			
1	Chase Hunter	10:05	1-4	0-3	0-0	0	0	0	1	0	2	0	1	0	1	0	13				
Totals					0	2	2	0	0	0	0	3									
Team			28-58	72-121	9-13	11-24	24	35	17	15	72	12	8	2	2	1	15				

VIRGINIA TECH MEN'S BASKETBALL

BOX SCORES

GAME 21: FLORIDA STATE



Official Basketball Box Score - Final
Virginia Tech at Florida State
01/29/25 Doran L. Tucker Center, Tallahassee
2024-25 FSU Men's Basketball

Game Time: 7:00 PM
Game Duration: 2:08
Attendance: 5,441

Officials: Roger Ayers, Brian O'Connell, Justin Porterlet

Virginia Tech - 76

Record: 9-12 (4-6)

NO. Name	Min	FG	3P	FT	Rebounds	Fouls	TP	AS	TO	ST	Blocks	+/-
		M-A	M-A	M-A	OR DR TOT	PF FD					BS BA	
1 Tobi Lawal	28:48	6-11	1-2	4-9	6 7 13	1 5 17	2	2	1	0	1	9
34 Myllyjael Poteat	25:33	3-5	0-0	3-4	2 1 3	1 2 9	1	1	2	1	0	16
2 Jaden Schutt	26:22	3-9	3-8	7-8	0 1 1	2 4 16	2	3	2	0	0	8
10 Tyler Johnson	25:45	2-6	0-2	3-7	3 3 6	1 4 7	1	0	0	0	0	4
11 Ben Hammond	23:36	2-6	1-3	1-2	0 2 2	3 2 6	2	1	2	0	2	9
5 Patrick Wessler	07:04	0-1	0-0	0-0	0 3 3	1 0 0	0	0	0	0	0	-4
3 Jaydon Young	15:00	3-6	3-5	0-0	0 4 4	1 0 9	1	2	2	0	0	5
4 Rodney Brown Jr.	12:53	1-6	0-3	0-0	0 4 4	1 0 2	3	0	0	0	1	3
7 Brandon Rechsteiner	16:24	3-4	2-2	0-0	0 0 0	2 0 8	1	0	0	0	0	1
13 Ben Burnham	16:29	1-4	0-1	0-0	0 1 1	0 0 2	0	1	0	0	0	-2
22 Connor Serven	02:06	0-0	0-0	0-0	0 1 1	0 0 0	0	0	0	0	0	1
Team					3 1 4	0 0						
Totals	24:58	10:26	18:30	14	28 42	13 17	76	13	10	9	1	4

Technical Fouls:NONE

Florida State - 66

Record: 13-8 (4-6)

NO. Name	Min	FG	3P	FT	Rebounds	Fouls	TP	AS	TO	ST	Blocks	+/-
		M-A	M-A	M-A	OR DR TOT	PF FD					BS BA	
1 Jamir Watkins	35:30	4-13	1-4	0-1	0 5 5	4 3 9	3	2	2	1	1	-11
10 Taylor Bol Bowen	28:03	6-8	2-3	0-0	2 7 9	1 0 14	0	1	1	0	1	-11
12 Malique Ewin	22:00	1-4	0-0	0-0	0 3 3	2 0 2	0	0	2	0	0	-14
5 Daquan Davis	27:32	3-6	2-2	0-1	0 3 3	5 3 8	4	5	0	0	0	-10
25 Justin Thomas	24:41	1-6	0-5	0-0	0 2 2	2 0 2	2	1	1	0	0	-12
0 Chandler Jackson	20:20	2-5	0-2	3-3	0 4 4	1 2 7	2	1	2	0	0	1
3 Bostyn Holt	10:44	2-3	0-0	3-5	2 2 4	0 3 7	2	0	0	0	0	5
7 Jerry Deng	13:56	4-10	3-8	2-2	1 3 4	0 1 13	0	0	0	0	0	2
21 Alier Makuk	09:59	1-3	0-0	0-0	0 3 3	2 1 2	0	0	0	1	0	8
11 Christian Nitu	06:26	1-4	0-1	0-0	0 0 0	0 0 2	0	0	0	1	0	-8
9 Anastasios Rozakias	01:09	0-0	0-0	0-0	0 0 0	0 0 0	0	0	0	0	0	0
Team					2 0 2	0 0						
Totals	25:62	8:25	9:12	10	29 39	17 13	66	13	11	6	4	-10

Technical Fouls:NONE

	VT	FSU
Biggest lead	22 (2 nd 19:32)	0 (1 st 20:00)
Best Scoring Run	10 (1 st 15:06)	9 (2 nd 15:58)
Lead Changes	0	
Times Tied	1	
Time with Lead	38:22	00:00
Points from	VT	FSU
Turnovers	11	17
Paint	26	28
Second Chance	13	12
Fast Breaks	11	13
Bench	21	31
Period by Period Scoring		
1st	35	41
2nd	41	76
TOT		
VT	35	41
FSU	15	51
TOT		

GAME 23: SMU



Official Basketball Box Score - Final
SMU at Virginia Tech
02/05/25 Cassell Coliseum, Blacksburg, Va.
2024-25 Men's Basketball

Game Time: 9:00 PM
Game Duration: 2:08
Attendance: 8,021

Officials: Bert Smith, Tommy Morrissey, Tim Clougherty

SMU - 81

Record: 18-5 (9-3)

NO. Name	Min	FG	3P	FT	Rebounds	Fouls	TP	AS	TO	ST	Blocks	+/-
		M-A	M-A	M-A	OR DR TOT	PF FD					BS BA	
33 Matt Cross	33:13	7-14	2-6	5-5	3 4 7	1 3 21	2	1	2	0	1	3
24 Samet Yigitoglu	C 29:45	6-10	0-0	0-2	4 3 7	4 3 12	1	0	0	1	0	-2
0 B.J. Edwards	G 35:11	2-9	0-2	2-2	1 7 8	0 1 6	8	1	2	0	1	4
2 Boogie Miller	G 23:26	2-6	1-1	5-6	0 0 0	3 4 10	4	1	2	0	1	8
3 Chuck Harris	G 33:04	8-13	4-7	0-1	1 2 3	2 20 1	0	1	2	1	0	1
6 Karlo Oquendo	25:12	4-8	3-6	0-0	0 1 1	2 2 11	0	1	0	0	1	6
21 Yohan Traore	04:19	0-0	0-0	1-2	0 1 1	2 1 1	0	1	0	0	0	5
22 Keon Ambrose-Hylton	07:46	0-1	0-0	0-0	1 1 2	1 0 0	0	0	0	0	0	7
5 Tibet Gorener	03:44	0-0	0-0	0-0	0 0 0	0 0 0	0	0	0	0	0	0
20 Jerrell Colbert	04:20	0-0	0-0	0-0	0 0 0	2 0 0	0	0	0	0	0	-2
Team					2 1 3	0 0						
Totals	29:61	10:22	13:18	13	19 32	18 16	81	16	6	2	6	6

Technical Fouls:NONE

Virginia Tech - 75

Record: 10-13 (5-7)

NO. Name	Min	FG	3P	FT	Rebounds	Fouls	TP	AS	TO	ST	Blocks	+/-
		M-A	M-A	M-A	OR DR TOT	PF FD					BS BA	
1 Tobi Lawal	F 26:32	2-8	0-5	5-7	1 7 8	3 5 9	2	2	0	1	0	0
34 Myllyjael Poteat	F 25:43	6-7	0-0	3-4	4 6 10	2 5 15	5	1	0	1	0	7
2 Jaden Schutt	G 32:35	5-13	3-6	2-2	0 2 2	3 1 15	0	2	1	0	1	-5
10 Tyler Johnson	G 30:52	3-6	1-3	1-2	3 2 5	3 1 8	1	1	0	1	0	-5
11 Ben Hammond	G 23:04	3-6	1-1	2-2	2 1 3	2 2 9	1	2	1	0	1	-1
5 Patrick Wessler	06:34	0-0	0-0	0-0	1 1 2	1 3 0	0	0	0	0	0	-9
3 Jaydon Young	16:33	1-3	0-1	0-0	0 0 0	0 0 2	3	1	1	0	0	-2
7 Brandon Rechsteiner	16:56	2-7	1-5	0-0	0 1 1	1 0 5	3	1	0	0	0	-5
13 Ben Burnham	21:11	5-9	2-4	0-0	2 2 4	1 1 12	1	0	0	2	1	-10
Team					1 1 2	0 0						
Totals	27:59	8:25	13:17	14	23 37	16 18	75	16	10	3	6	-6

Technical Fouls:NONE

	SMU	Hokies
Biggest lead	9 (2 nd 1:23)	6 (1 st 17:43)
Best Scoring Run	10 (1 st 13:59)	7 (2 nd 0:20)
Lead Changes	9	
Times Tied	12	
Time with Lead	20:46	08:27
Points from	SMU	Hokies
Turnovers	12	7
Paint	38	28
Second Chance	15	15
Fast Breaks	5	0
Bench	12	19
Period by Period Scoring		
1st	35	46
2nd	46	81
TOT		
SMU	35	46
Hokies	35	40
TOT		

GAME 22: VIRGINIA



Official Basketball Box Score - Final
Virginia Tech at Virginia
02/01/25 John Paul Jones Arena, Charlottesville
Virginia vs Virginia Tech Men's Basketball

Game Time: 4:00 PM
Game Duration: 2:08
Attendance: 14,637

Officials: Bill Covington, Jr., Sean Hull, Michael Kitz

Virginia Tech - 75

Record: 10-12 (5-6)

NO. Name	Min	FG	3P	FT	Rebounds	Fouls	TP	AS	TO	ST	Blocks	+/-
		M-A	M-A	M-A	OR DR TOT	PF FD					BS BA	
1 Tobi Lawal	F 23:00	6-12	1-3	4-6	1 4 5	4 6 17	0	1	0	0	2	-3
34 Myllyjael Poteat	F 22:26	2-4	0-0	3-6	0 2 2	1 3 7	3	1	0	2	0	3
2 Jaden Schutt	G 33:43	6-11	4-8	2-2	0 5 5	3 0 18	1	2	0	0	0	-1
10 Tyler Johnson	G 25:15	2-2	1-1	0-0	1 3 4	2 0 5	2	1	0	1	0	0
11 Ben Hammond	G 29:23	2-3	0-0	2-4	0 1 1	3 3 6	2	0	0	0	0	-5
13 Ben Burnham	27:17	3-10	2-4	0-0	2 4 6	1 0 8	0	1	1	1	2	3
5 Patrick Wessler	07:17	1-1	0-0	2-2	2 2 4	1 3 4	0	0	0	0	0	-1
7 Brandon Rechsteiner	11:08	1-1	1-1	0-0	0 0 0	3 0 3	3	1	1	0	0	6
3 Jaydon Young	16:27	2-4	2-4	1-3	0 3 3	0 0 2	7	0	0	0	0	4
4 Rodney Brown Jr.	04:04	0-0	0-0	0-0	0 0 0	0 0 0	1	0	0	0	0	-1
Team					0 1 1	0 0						
Totals	25:48	11:21	14:23	6	25 31	18 17	75	12	7	2	4	4

Technical Fouls:NONE

Virginia - 74

Record: 10-12 (3-8)

NO. Name	Min	FG	3P	FT	Rebounds	Fouls	TP	AS	TO	ST	Blocks	+/-
		M-A	M-A	M-A	OR DR TOT	PF FD					BS BA	
0 Blake Buchanan	F 15:18	2-2	0-0	0-1	0 4 4	3 1 4	0	1	0	1	0	-7
5 Jacob Colie	F 26:48	1-6	0-1	2-2	3 3 6	2 4 4	1	1	2	2	2	-4
7 Dai Dai Ames	F 27:33	5-8	0-2	1-1	0 2 2	1 4 11	1	1	0	0	0	-4
10 Taine Murray	G 29:19	4-8	2-3	0-0	0 6 6	1 1 10	2	0	0	0	1	5
11 Isaac McKneely	G 37:16	5-10	2-7	7-9	0 2 2	0 4 19	7	0	0	0	0	6
4 Andrew Rohde	31:48	4-11	2-5	2-2	0 2 2	2 4 12	7	0	1	0	1	-1
21 Anthony Robinson	14:38	2-3	0-0	2-3	0 4 4	4 3 6	0	0	0	0	0	8
23 TJ Power	03:53	0-1	0-1	0-0	0 2 2	1 0 0	1	0	0	0	0	-2
9 Ishan Sharma	13:27	3-5	2-4	0-0	0 0 0	0 0 8	0	0	0	0	0	-6
Team					1 1 2	0 0						
Totals	26:54	8:23	14:18	6	24 30	18 18	74	19	4	3	4	-1

Technical Fouls:Coach 1st 15:54

	VAT	UVA
Biggest lead	13 (2 nd 6:32)	3 (1 st 17:23)
Best Scoring Run	9 (2 nd 6:32)	7 (2 nd 4:07)
Lead Changes	5	
Times Tied	4	
Time with Lead	35:44	01:59
Points from	VAT	UVA
Turnovers	5	11
Paint	24	28
Second Chance	9	5
Fast Breaks	1	12
Bench	22	26
Period by Period Scoring		
1st	38	37
2nd	37	75
TOT		
VAT	38	37
UVA	31	43
TOT		

Game Notes:Tech on UVA Coach at 15:54 coming onto the court early for TO *

GAME 24: NOTRE DAME



Official Basketball Box Score - Final
Virginia Tech at Notre Dame
02/08/25 Purcell Pavilion at the Jones Center, Notre Dame
2024-25 Men's Basketball

Game Time: 1:00 PM
Game Duration: 2:08
Attendance: 6,995

Officials: Tony Henderson, A.J. Desai, Trey Styrons

Virginia Tech - 65

Record: 11-13 (6-7)

No.	Name		Min	FG	3P	FT	Rebounds		Fouls	PF	TP	AS	TO	ST	Blocks	BS	BA	+/-	Shooting By Period		
							OR	DR											TOT	1st FG%	2nd FG%
1	Tobi Lawal	F	28:21	6-10	0-2	3-6	3	7	10	4	3	15	1	2	0	2	1	11	1st FG%	11-29	37.9%
34	Myllyjael Poteat	F	23:13	2-3	0-0	2-2	4	4	4	4	3	6	0	2	2	0	0	3	FT%	2-15	13.3%
2	Jaden Schutt	G	34:45	2-8	1-6	2-2	3	1	4	1	4	7	2	1	1	0	0	2	FT%	2-2	100%
10	Tyler Johnson	G	31:13	3-6	2-4	1-2	0	2	2	2	1	9	0	4	1	0	0	2	2nd FG%	11-27	40.7%
11	Ben Hammond	G	14:36	2-3	0-0	0-0	0	2	2	4	0	4	4	1	1	0	0	4	3rd FG%	4-16	25.0%
3	Jaydon Young	F	14:02	1-8	0-5	0-0	1	0	1	1	1	0	2	2	1	0	1	2	FT%	13-18	72.2%
7	Brandon Reichsteiner	F	25:24	2-10	1-8	7-8	0	1	1	1	0	5	12	3	1	1	0	-2	GM FG%	22-56	39.3%
13	Ben Burnham	F	23:18	4-7	2-5	0-0	2	2	4	1	0	10	1	1	0	0	-5	3rd FT%	6-31	19.4%	
5	Patrick Wessler	F	03:03	0-0	0-0	0-0	0	0	0	1	0	0	0	0	0	0	-6	FT%	15-20	75.0%	
22	Connor Serven	F	02:05	0-1	0-1	0-0	1	0	1	0	0	0	0	0	0	0	1		Dead Ball Rebounds: 2.0		
Team							2	1	3			0	0								
Totals				22-56	6-31	15-20	12	2	3	17	13	65	13	13	7	2	2	2			



TOBIN LAVAL
JR. • F • 6-8 • 215
LONDON, ENGLAND
VCU



JADEN SCHUTT
R-SO. • G • 6-5 • 205
YORKVILLE, ILL.
DUKE



JAYDON YOUNG
SO. • G • 6-4 • 205
GOLDSBORO, N.C.
GREENSBORO DAY SCHOOL



RODNEY BROWN JR.
SO. • G • 6-6 • 185
PERRIS, CALIF.
CAL



PATRICK WESSLER
R-SO. • C • 7-0 • 250
MATTHEWS, N.C.
COMBINE ACADEMY



BRANDON RECHSTEINER
SO. • G • 6-1 • 190
ACWORTH, GA.
ETOWAH



PETER CARR
FR. • G • 6-5 • 205
WEST CHESTER, PA.
WEST CHESTER EAST



CONNER VENABLE
SO. • G • 6-3 • 195
WASHINGTON, D.C.
THE HEIGHTS SCHOOL



TYLER JOHNSON
FR. • G • 6-5 • 215
ORLANDO, FLA.
OAK RIDGE



BEN HAMMOND
FR. • G • 5-11 • 170
FAIRFAX, VA.
PAUL VI



BEN BURNHAM
SR. • F • 6-7 • 220
FORT MILL, S.C.
COLLEGE OF CHARLESTON



RYAN JONES JR.
FR. • F • 6-8 • 240
GAINESVILLE, FLA.
THE ROCK SCHOOL



CONNOR SERVEN
GR. • F • 6-8 • 225
PRAIRIE CITY, ILL.
EASTERN MICHIGAN



MYLYJAEEL POTEAT
GR. • F • 6-9 • 260
REIDSVILLE, N.C.
RICE



MIKE YOUNG
HEAD COACH
6TH SEASON



J.D. BYERS
ASSISTANT COACH
2ND SEASON



KEVIN GILTNER
ASSISTANT COACH
6TH SEASON



CHRISTIAN WEBSTER
ASSISTANT COACH
9TH SEASON