



2013-14 BASKETBALL GAME NOTES

Ole Miss Athletics Media Relations | PO Box 217 | University, MS 38677 | 662-915-7522
Web: OleMissSports.com, OleMissHoops.com | **Twitter:** @OleMissNow, @OleMissMBB
Facebook: Facebook.com/OleMissSports, Facebook.com/OleMissMBB | **Blog:** OleMissSports.com/Blog

2013-14 SCHEDULE

Date	Opponent [TV]	Time/Result
11/1	SOUTH CAROLINA-AIKEN (Ex.)	W, 75-70 (OT)
11/8	TROY	W, 69-54
11/16	at Coastal Carolina	W, 72-70
11/22	MISSISSIPPI VALLEY STATE	W, 111-82
11/26	NORTH CAROLINA A&T	W, 84-50
11/29	vs. Georgia Tech [NBCSN] ^	W, 77-67
11/30	vs. Penn State [NBCSN] ^	W, 79-76
12/5	at Kansas State % [ESPN2]	L, 61-58
12/8	#13/13 OREGON [ESPN]	L, 115-105 (OT)
12/14	MIDDLE TENNESSEE [CSS]	W, 72-63
12/18	LOUISIANA-MONROE [CSS]	W, 75-62
12/22	MERCER [CSS]	L, 79-76
12/30	at Western Kentucky [ESPN3]	W, 79-74
1/4	DAYTON [CSS]	L, 83-80 (OT)
1/9	AUBURN * [ESPN2]	W, 65-62
1/11	at Mississippi State * [ESPNU]	L, 76-72
1/15	LSU * [CSS]	W, 88-74 (OT)
1/18	at South Carolina * [FSN]	W, 75-74
1/22	at Vanderbilt * [CSS]	W, 63-52
1/25	MISSISSIPPI STATE * [SECN]	W, 82-63
1/29	at TENNESSEE * [SECN]	L, 86-70
2/1	SOUTH CAROLINA * [SECN]	W, 75-71
2/4	at #18/16 Kentucky * [ESPNU]	L, 80-64
2/8	MISSOURI * [FSN]	W, 91-88
2/11	at Alabama * [ESPNU]	L, 67-64
2/15	at Georgia * [FSN]	L, 61-60
2/18	#18/16 KENTUCKY * [ESPN]	L, 84-70
2/22	#2/2 FLORIDA * [CBS]	L, 75-71
2/26	ALABAMA * [ESPN3]	W, 79-67
3/1	at Texas A&M [FSN]	L, 71-60
3/5	at Arkansas * [ESPN3]	L, 110-80
3/8	VANDERBILT * [SECN]	12:30 p.m.

* SEC Game | Ranking: AP/USA TODAY | All Times CT
 ^ Barclays Center Classic (Brooklyn, N.Y.)
 % Big 12/SEC Challenge

SENIOR DAY



Ole Miss

REBELS

(17-13, 8-9 SEC)

Head Coach: Andy Kennedy

Career: 190-113/9th

At UM: 169-100/8th

Rankings: AP - NR
Coaches - NR

Date: Saturday, March 8, 2014

Time: 12:47 p.m. CT

Location: Oxford, Miss.

Arena: C.M. "Tad" Smith Coliseum (8,867)

Television: SEC TV

Dave Baker, play-by-play

Daymeon Fishback, analyst

Radio: Ole Miss Radio Network

David Kellum, play-by-play

Keith Carter, analyst

Satellite Radio: Sirius 157, XM 201

Live Audio: OleMissSports.com

Series: VU leads 74-42

In Oxford: OM leads 30-23

Last meeting: OM W, 63-52 (1/22/14)

Streak: OM, W3



Vanderbilt

COMMODORES

(15-14, 7-10 SEC)

Head Coach: Kevin Stallings

Career: 415-252/21st






At VU: 292-189/15th

Rankings: AP - NR
Coaches - NR

TIP OFF

- The Rebels will honor senior G **Marshall Henderson** prior to Saturday's game against Vanderbilt.
- Ole Miss is seeking its first regular-season series sweep of the Commodores since 1983.
- Ole Miss has blocked 169 shots this season, and ranks third in the SEC and 18th in the nation averaging 5.6 blocked shots per game.
- Junior G **Jarvis Summers** is one of the most improved players in the SEC, as he ranks eighth in the league in scoring at 17.0 points per game and has increased his scoring 7.9 ppg over his average last season. He also ranks sixth in the conference with a 48.4 field goal percentage and fourth in assists at 3.8/game. He is the only player in the league to rank among the top 10 in the SEC in scoring and field goal percentage and top five in assists.
- Senior G **Marshall Henderson** ranks second in the nation averaging 4.4 3-pointers made per game. Henderson has hit a 3-pointer in an SEC record 63-straight games, breaking Pat Bradley's conference record.
- Sophomore G **Martavious Newby** posted his first career double-double with a career-high 15 points and 10 rebounds against Alabama (2/26).
- Head coach **Andy Kennedy** recently moved into a tie with Billy Donovan and Wimp Sanderson for the third-most wins by a head coach in their first eight years in the SEC at one school with 169 wins.

PROJECTED OLE MISS STARTERS

	F 11 SEBASTIAN SAIZ 6-9 233 Fr. Madrid, Spain	PTS 5.0	REB 5.7	STL 0.6	BLK 0.8	FG% 46.4	FT% 64.7
	F 13 ANTHONY PEREZ 6-9 213 So. Cumana, Venezuela	PTS 7.4	REB 3.6	STL 0.7	FG% 41.6	3FG% 34.3	FT% 70.3
	G 1 MARTAVIOUS NEWBY 6-3 210 So. Memphis, Tenn.	PTS 3.0	REB 2.9	AST 1.0	STL 0.8	FG% 56.1	FT% 59.1
	G 22 MARSHALL HENDERSON 6-2 177 Sr. Hurst, Texas	PTS 19.0	REB 1.8	STL 1.5	FG% 36.4	3FG% 35.9	FT% 81.0
	G 32 JARVIS SUMMERS 6-3 186 Jr. Jackson, Miss.	PTS 17.0	REB 2.4	AST 3.8	FG% 48.4	3FG% 43.4	FT% 77.8

OLE MISS ATHLETICS MEDIA RELATIONS

MBB Contact: Daniel Snowden, Associate Director

Office: 662-915-7509

Cell: 662-816-7511

Email: desnowde@olemiss.edu

Press Row: 662-236-1931




OleMissHoops.com OleMissSports.com/Blog

Twitter.com/OleMissNow Facebook.com/OleMissSports

Twitter.com/OleMissMBB Facebook.com/OleMissMBB

GAME 31: VANDERBILT AT OLE MISS | PAGE 2

0 G		JERRON MARTIN 6-1 165 Fr. Prince George's County, Md.	<table border="1"> <thead> <tr> <th>PTS</th> <th>REB</th> <th>AST</th> <th>STL</th> <th>FG%</th> <th>FT%</th> </tr> </thead> <tbody> <tr> <td>1.5</td> <td>--</td> <td>0.5</td> <td>--</td> <td>50.0</td> <td>--</td> </tr> </tbody> </table>	PTS	REB	AST	STL	FG%	FT%	1.5	--	0.5	--	50.0	--	<p>LAST GAME: DNP</p> <p>NOTES: Scored 3 points and dished out an assist in 4 minutes vs. North Carolina A&T (11/26) ... Rated one of the top 50 players in D.C., Maryland and Virginia by DMVelite.com.</p>
PTS	REB	AST	STL	FG%	FT%											
1.5	--	0.5	--	50.0	--											
1 G		MARTAVIOUS NEWBY 6-3 210 So. Memphis, Tenn.	<table border="1"> <thead> <tr> <th>PTS</th> <th>REB</th> <th>AST</th> <th>STL</th> <th>FG%</th> <th>FT%</th> </tr> </thead> <tbody> <tr> <td>3.0</td> <td>2.9</td> <td>1.0</td> <td>0.8</td> <td>56.1</td> <td>59.1</td> </tr> </tbody> </table>	PTS	REB	AST	STL	FG%	FT%	3.0	2.9	1.0	0.8	56.1	59.1	<p>LAST GAME: Scored 8 points and grabbed 4 boards in a start.</p> <p>NOTES: Suffered a broken hand vs. MSU (1/25) and missed 6 games ... Recorded his 1st career double-double with 15 points and 10 boards vs. Alabma (2/26) ... Scored 5 points and pulled down a season-high 6 boards vs. Florida (2/22).</p>
PTS	REB	AST	STL	FG%	FT%											
3.0	2.9	1.0	0.8	56.1	59.1											
3 G		DERRICK MILLINGHAUS 5-10 172 So. Schenectady, N.Y.	<table border="1"> <thead> <tr> <th>PTS</th> <th>REB</th> <th>AST</th> <th>FG%</th> <th>3FG%</th> <th>FT%</th> </tr> </thead> <tbody> <tr> <td>7.2</td> <td>1.9</td> <td>2.4</td> <td>34.7</td> <td>26.0</td> <td>62.5</td> </tr> </tbody> </table>	PTS	REB	AST	FG%	3FG%	FT%	7.2	1.9	2.4	34.7	26.0	62.5	<p>LAST GAME: DNP</p> <p>NOTES: Suspended indefinitely on 2/26 ... Scored team-high 16 points with 3 assists and 3 steals vs. Auburn (1/9) ... Posted 15 points, 3 assists with 5 boards vs. No. 13 Oregon (12/8).</p>
PTS	REB	AST	FG%	3FG%	FT%											
7.2	1.9	2.4	34.7	26.0	62.5											
4 C		DEMARCO COX 6-8 276 Jr. Yazoo City, Miss.	<table border="1"> <thead> <tr> <th>PTS</th> <th>REB</th> <th>STL</th> <th>BLK</th> <th>FG%</th> <th>FT%</th> </tr> </thead> <tbody> <tr> <td>4.2</td> <td>4.0</td> <td>0.5</td> <td>0.8</td> <td>53.4</td> <td>53.2</td> </tr> </tbody> </table>	PTS	REB	STL	BLK	FG%	FT%	4.2	4.0	0.5	0.8	53.4	53.2	<p>LAST GAME: Scored 5 points and grabbed 4 boards.</p> <p>NOTES: Has 2 double-doubles this season and 3 in his career ... Posted 5 points and 6 boards vs. Alabama (2/26) ... Posted 2nd double-double of year with 15 points and career-high 13 boards vs. Georgia Tech (11/29).</p>
PTS	REB	STL	BLK	FG%	FT%											
4.2	4.0	0.5	0.8	53.4	53.2											
10 G		LADARIUS WHITE 6-6 211 Jr. McComb, Miss.	<table border="1"> <thead> <tr> <th>PTS</th> <th>REB</th> <th>AST</th> <th>FG%</th> <th>3FG%</th> <th>FT%</th> </tr> </thead> <tbody> <tr> <td>7.5</td> <td>3.2</td> <td>2.1</td> <td>37.4</td> <td>29.3</td> <td>68.6</td> </tr> </tbody> </table>	PTS	REB	AST	FG%	3FG%	FT%	7.5	3.2	2.1	37.4	29.3	68.6	<p>LAST GAME: Scored 8 points, pulled down 4 rebounds and posted 4 assists.</p> <p>NOTES: Scored 9 points and pulled down 3 rebounds at Texas A&M (3/1) ... Scored 11 points and posted 5 boards and 2 assists at Kentucky (2/4) ... Scored 16 points with 3 assists and 3 steals at MSU (1/11).</p>
PTS	REB	AST	FG%	3FG%	FT%											
7.5	3.2	2.1	37.4	29.3	68.6											
11 F		SEBASTIAN SAIZ 6-9 233 Fr. Madrid, Spain	<table border="1"> <thead> <tr> <th>PTS</th> <th>REB</th> <th>STL</th> <th>BLK</th> <th>FG%</th> <th>FT%</th> </tr> </thead> <tbody> <tr> <td>5.0</td> <td>5.7</td> <td>0.6</td> <td>0.8</td> <td>46.4</td> <td>64.7</td> </tr> </tbody> </table>	PTS	REB	STL	BLK	FG%	FT%	5.0	5.7	0.6	0.8	46.4	64.7	<p>LAST GAME: Scored 10 points and grabbed 5 rebounds.</p> <p>NOTES: Ranks 5th among freshmen in SEC in rebounding ... Tied career-high with 11 boards with 3 blocks vs. MSU (1/25) ... Scored career-high 20 points on 8-of-11 shooting and 9 board vs. LSU (1/15).</p>
PTS	REB	STL	BLK	FG%	FT%											
5.0	5.7	0.6	0.8	46.4	64.7											
13 F		ANTHONY PEREZ 6-9 213 So. Cumana, Venezuela	<table border="1"> <thead> <tr> <th>PTS</th> <th>REB</th> <th>STL</th> <th>FG%</th> <th>3FG%</th> <th>FT%</th> </tr> </thead> <tbody> <tr> <td>7.4</td> <td>3.6</td> <td>0.7</td> <td>41.6</td> <td>34.3</td> <td>70.3</td> </tr> </tbody> </table>	PTS	REB	STL	FG%	3FG%	FT%	7.4	3.6	0.7	41.6	34.3	70.3	<p>LAST GAME: Scored 10 points with 7 rebounds.</p> <p>NOTES: Averaging 10.5 ppg over last 13 games ... Scored 21 points on 7-of-12 shooting and grabbed 4 boards vs. UK (2/18) ... Scored a career-high 22 points and posted 4 boards and 3 steals at USC (1/18).</p>
PTS	REB	STL	FG%	3FG%	FT%											
7.4	3.6	0.7	41.6	34.3	70.3											
22 G		MARSHALL HENDERSON 6-2 177 Sr. Hurst, Texas	<table border="1"> <thead> <tr> <th>PTS</th> <th>REB</th> <th>STL</th> <th>FG%</th> <th>3FG%</th> <th>FT%</th> </tr> </thead> <tbody> <tr> <td>19.0</td> <td>1.8</td> <td>1.5</td> <td>36.4</td> <td>35.9</td> <td>81.0</td> </tr> </tbody> </table>	PTS	REB	STL	FG%	3FG%	FT%	19.0	1.8	1.5	36.4	35.9	81.0	<p>LAST GAME: Scored 15 points and knocked down three 3-pointers.</p> <p>NOTES: Has made a 3-pointer in an SEC record 63-straight games ... Ranks 2nd in NCAA with 4.4 3-pointer/game ... Set SEC record with 138 made 3-pointers and NCAA record with 394 3-pointers attempted a year ago.</p>
PTS	REB	STL	FG%	3FG%	FT%											
19.0	1.8	1.5	36.4	35.9	81.0											
23 C		DWIGHT COLEBY 6-9 236 Fr. Nassau, Bahamas	<table border="1"> <thead> <tr> <th>PTS</th> <th>REB</th> <th>AST</th> <th>BLK</th> <th>FG%</th> <th>FT%</th> </tr> </thead> <tbody> <tr> <td>2.0</td> <td>1.7</td> <td>0.3</td> <td>0.7</td> <td>44.2</td> <td>52.2</td> </tr> </tbody> </table>	PTS	REB	AST	BLK	FG%	FT%	2.0	1.7	0.3	0.7	44.2	52.2	<p>LAST GAME: Scored 5 points and grabbed 7 boards in 17 minutes.</p> <p>NOTES: Scored 6 points and dished out career-high 4 assists in start vs. Florida (2/22) ... Scored 2 points and pulled down 3 boards in second-start start vs. UK (2/18) ... Scored 4 and pulled down 6 boards in first career start at UGA (2/15).</p>
PTS	REB	AST	BLK	FG%	FT%											
2.0	1.7	0.3	0.7	44.2	52.2											
24 F		JANARI JOESAAR 6-6 208 Fr. Tartu, Estonia	<table border="1"> <thead> <tr> <th>PTS</th> <th>REB</th> <th>STL</th> <th>FG%</th> <th>3FG%</th> <th>FT%</th> </tr> </thead> <tbody> <tr> <td>2.3</td> <td>1.5</td> <td>0.3</td> <td>47.4</td> <td>25.0</td> <td>80.0</td> </tr> </tbody> </table>	PTS	REB	STL	FG%	3FG%	FT%	2.3	1.5	0.3	47.4	25.0	80.0	<p>LAST GAME: Scored 8 points and grabbed 7 boards in 11 minutes.</p> <p>NOTES: Scored 5 points and grabbed 3 boards in 9 minutes vs. Auburn (1/9) ... Scored 5 points and hit first career 3-pointer vs. North Carolina A&T (11/26).</p>
PTS	REB	STL	FG%	3FG%	FT%											
2.3	1.5	0.3	47.4	25.0	80.0											
32 G		JARVIS SUMMERS 6-3 186 Jr. Jackson, Miss.	<table border="1"> <thead> <tr> <th>PTS</th> <th>REB</th> <th>AST</th> <th>FG%</th> <th>3FG%</th> <th>FT%</th> </tr> </thead> <tbody> <tr> <td>17.0</td> <td>2.4</td> <td>3.8</td> <td>48.4</td> <td>43.4</td> <td>77.8</td> </tr> </tbody> </table>	PTS	REB	AST	FG%	3FG%	FT%	17.0	2.4	3.8	48.4	43.4	77.8	<p>LAST GAME: Scored 11 points and dished out 2 assists.</p> <p>NOTES: Has improved scoring , FG% and 3FG% over last season's numbers ... Has posted 10 20+ points games this season ... Scored career-high 29 points vs. Dayton (1/4).</p>
PTS	REB	AST	FG%	3FG%	FT%											
17.0	2.4	3.8	48.4	43.4	77.8											
34 F		AARON JONES 6-9 220 Jr. Gautier, Miss.	<table border="1"> <thead> <tr> <th>PTS</th> <th>REB</th> <th>STL</th> <th>BLK</th> <th>FG%</th> <th>FT%</th> </tr> </thead> <tbody> <tr> <td>6.1</td> <td>6.8</td> <td>0.9</td> <td>2.1</td> <td>42.2</td> <td>70.7</td> </tr> </tbody> </table>	PTS	REB	STL	BLK	FG%	FT%	6.1	6.8	0.9	2.1	42.2	70.7	<p>LAST GAME: Posted 4 rebounds and 2 blocked shots.</p> <p>NOTES: Ranks 3rd in the SEC and 56th in nation with 2.2 blocks/game ... Posted 12 points, 6 rebounds and 2 blocked shots vs. Alabama (2/26) ... Posted 2nd career double-double with 13 points, 13 points vs. LSU (1/15).</p>
PTS	REB	STL	BLK	FG%	FT%											
6.1	6.8	0.9	2.1	42.2	70.7											

CAREER RECORD AS A HEAD COACH:

190-113 (.627 winning pct. / 9 Seasons)

RECORD AS OLE MISS' HEAD COACH:

169-100 (.628 winning pct. / 8 Seasons)

COACHING HONORS

2013 SEC Coach of the Year (NBCSports.com)

2009 Clair Bee National Coach of the Year Finalist

2007 SEC Coach of the Year (Associated Press)

2006 BIG EAST Coach of the Year (CBS Sportsline, New York Post)

2004 One of nation's "Top 10 Assistant Coaches" (Athlon)

2004 One of nation's "Top 20 Recruiters" (Rivals.com)



COACHING CAREER

Season	School	Position	Record/Postseason
1994-95	So. Alabama	Assistant Coach	8-15
1996-97	UAB	Assistant Coach	18-14/NIT
1997-98	UAB	Assistant Coach	21-12/NIT
1998-99	UAB	Assistant Coach	20-12/NCAA
1999-00	UAB	Assistant Coach	14-14
2000-01	UAB	Assistant Coach	17-14
2001-02	Cincinnati	Asst. Coach/Recruiting Coordinator	31-4/NCAA
2002-03	Cincinnati	Asst. Coach/Recruiting Coordinator	17-12/NCAA
2003-04	Cincinnati	Asst. Coach/Recruiting Coordinator	25-7/NCAA
2004-05	Cincinnati	Assoc. Head Coach/Recruiting Coord.	25-8/NCAA
2005-06	Cincinnati	Interim Head Coach	21-13/NIT Quarters
2006-07	Ole Miss	Head Coach	21-13/NIT 2nd Rd
2007-08	Ole Miss	Head Coach	24-11/NIT Semi
2008-09	Ole Miss	Head Coach	16-15
2009-10	Ole Miss	Head Coach	24-11/NIT Semi
2010-11	Ole Miss	Head Coach	20-14/NIT 1st Rd
2011-12	Ole Miss	Head Coach	20-14/NIT 1st Rd
2012-13	Ole Miss	Head Coach	27-9/NCAA 3rd Rd
2013-14	Ole Miss	Head Coach	17-13

PLAYING CAREER

- 1982-84 Two-time All-State selection at Winston Academy (Louisville, Miss.)
1983 State Champions
- 1984-86 Two-time All-State selection at Louisville HS
1986 Parade All-American, Mississippi Player of the Year
- 1986-87 Freshman at North Carolina State, coached by Jim Valvano
1987 ACC Tournament Champions
- 1988-91 Three-year letterman at UAB, coached by Gene Bartow
1991 Honorable Mention All-America Selection (Basketball Times)
Two-time All-Sun Belt Conference (1990,1991)
School's 2nd all-time leading scorer (1,787 points)
Still holds more than 15 school records, including season average of 21.8 ppg
1990 Sun Belt Conference Champions, NCAA Tournament
1989 NIT Final Four
- 1991-94 Played professionally in the NBA (Charlotte) and in Greece, Spain, Holland and Puerto Rico

EDUCATION: Bachelor of Arts in History, UAB 1991

KENNEDY MAKING HIS MARK AT OLE MISS

- The all-time winningest coach in Ole Miss history
- Two-time SEC Coach of the Year (2007, 2013)
- 2013 SEC Tournament Title
- 2013 NCAA Third Round
- Two SEC Western Division Titles (2007, 2010)
- Two NIT Final Four appearances (2008, 2010)
- Six postseason berths (2007, 2008, 2010, 2011, 2012, 2013)
- Tied the school record with 27 wins in 2013.
- Six 20+ win seasons (2007 - 21, 2008 - 24, 2010 - 24, 2011 - 20, 2012 - 20, 2013-27)
- Ole Miss was the only team in the SEC recognized by the NCAA in 2011-12 season for being in the top-10 percent of teams in the men's basketball Academic Progress Rate.
- More postseason wins (8) than any coach in program history.
- Reached 100 wins faster than any coach in school history (158 games).
- First coach to lead Ole Miss to seven-straight winning seasons.
- Led Rebels to six 20-plus win season in first seven after and program recorded seven such seasons in first 95 years. Also, first coach to lead Ole Miss to four consecutive 20-win seasons.
- The Rebels have been nationally ranked a total of 18 weeks during Kennedy's tenure, rising as high as 14th.
- Has coached the school's all-time leading rebounder, shot blocker and 3-point FG shooter.
- Boasts the fourth-most wins in SEC history by a coach in his first seven years in the league with 152. The others: Rick Pitino, Kentucky (184), Wimp Sanderson, Alabama (155), Joe B. Hall, Kentucky (154).
- Fifth coach in SEC history to guide his teams to 20+ wins in six of his first seven seasons. The others: Joe. B. Hall (Kentucky), Don DeVoe (Tennessee), Rick Pitino (Kentucky) and Tubby Smith (Kentucky).
- Fourth coach in SEC history with 45 or more wins in his first two seasons at a league school. The others: Tubby Smith (63 at Kentucky, 45 at Georgia), Eddie Sutton (50 at Kentucky) and Bruce Pearl (46 at Tennessee).
- Ole Miss season and single-game attendance records have been shattered.
- Ole Miss led the SEC in scoring (77.2) for the first time in school history.
- Ole Miss team statistical records in nearly every offensive category and some defensive categories have been established, as well as many individual records.
- Ole Miss is third in the SEC behind Florida and Kentucky for the most All-SEC guards in the last six years (5).
- In 2007-08, Ole Miss set school records for longest winning streak and most wins to start a season.
- In 2006-07, Ole Miss won the most games (21) by a first-year Rebel head coach and received SEC Coach of the Year honors.



QUICK FACTS

NameOle Miss (The University of Mississippi)
NicknameRebels
LocationOxford, Mississippi
FoundedNovember 6, 1848
Enrollment 22,286
School Colors..... Cardinal Red and Navy Blue
Mascot.....Rebel
Chancellor Dr. Daniel W. Jones
Athletics Director..... Ross Bjork
ConferenceSoutheastern (SEC)
Head Basketball Coach.....Andy Kennedy
Home Arena..... C.M. "Tad" Smith Coliseum
Capacity.....8,867
2012-13 Record27-9
SEC Record/Finish 12-6/t-2nd SEC
Postseason..... NCAA Third Round
Lettermen Returning/Lost11/3
Starters Returning/Lost2/3
Newcomers 4

MEDIA SERVICES

CREDENTIALS

Please contact the Athletics Media Relations Office for game credentials. Requests for credentials should be emailed to desnowde@olemiss.edu and will be limited to working members of the media. Credentials will be held at the will-call table located at the media entrance on the East side of Tad Smith Coliseum.

Space problems on press row do occur because of lack of seating. As a result, priority will be given to media representatives that cover Ole Miss basketball on a regular basis. Credentials are non-transferable. Unauthorized use is strictly prohibited.

INTERVIEW POLICY

All interview requests — coaches and players — **MUST** be coordinated through the Athletics Media Relations office. During the week, head coach Andy Kennedy and Rebel players will generally be available for interview at the BPF before practice on Mondays, unless arranged otherwise. Please email or text your player requests to Daniel Snowden by 5 p.m. of the day prior to interviews. There will be no gameday player interviews until after the game.

PRACTICE POLICY

Ole Miss basketball practices and walk-throughs are closed to the public and the media.

WEEKLY TELECONFERENCE

The Southeastern Conference conducts a weekly Monday morning teleconference with all 14 men's basketball head coaches beginning in January and running through the end of the season. Coach Kennedy is on the teleconference at 11:10 a.m.

POSTGAME INTERVIEWS

Both team locker rooms are **CLOSED** to the media following the game, by facility policy. Coach Kennedy will address the media approximately 10 minutes after the game. Selected players will be brought into the interview room following the head coaches. Visiting coach and player interviews will be coordinated through the visiting team's media relations contact.

REBELS HOST VANDY ON SENIOR DAY

Ole Miss will host the Vanderbilt Commodores on Senior Day Saturday, as the Rebels will honor senior G **Marshall Henderson** prior to tip off. **The Rebels are looking for their first regular-season series sweep of the Commodores since 1983.**

OLE MISS HITS BOARDS VERSUS TIDE

Ole Miss posted its largest rebound margin of the season against Alabama, out rebounding the Tide by 18 in the Rebels' 7-9-67 win. Sophomore G **Martavious Newby** recorded his first career double-double with a career-high **15 points and 10 boards**. The **Rebels pulled down 17 offensive boards and limited the Tide to just 24 total rebounds**, including only seven offensive boards. Seven Rebels pulled down 4+ rebounds led by Newby's 10. **Ole Miss converted its 17 offensive rebounds into 21 second-chance points.**

HENDERSON SETS 3-POINT RECORDS

Senior G Marshall Henderson broke his own school record with 10 3-pointers vs. No. 13 Oregon en route to a career-high 39 points. Henderson attempted a school-record 23 3-pointers in the game, which is just one shy of the SEC record held by Pat Bradley of Arkansas. **Henderson ranks second in the nation averaging 4.37 3-pointers made per game and has hit a 3-pointer in every game of his Ole Miss career. His 63-straight games with a 3-pointer broke Pat Bradley's SEC record of 60 consecutive games.** He ranks fourth in the league in scoring at 19.2 ppg in conference games and 10th in 3-point FG percentage hitting 35.7% of his attempts in all games.

COMPARING THE TEAMS

Statistic	Ole Miss	Vanderbilt
Scoring Offense	75.5	65.0
Scoring Defense	73.2	65.3
Scoring Margin	+2.3	-0.2
Field Goal Pct.	.419	.437
Opp. Field Goal Pct.	.423	.405
3-Point Pct.	.349	.322
Opp. 3-Point Pct.	.347	.308
Free Throw Pct.	.701	.653
Rebounds Per Game	36.7	34.5
Opp. Rebounds Per Game	39.2	36.0
Rebound Margin	-2.5	-1.5
Assists Per Game	12.7	13.0
Turnovers Per Game	11.5	13.3
Opp. Turnovers Per Game	13.9	10.9
Turnover Margin	+2.4	-2.4
Steals Per Game	7.4	4.8
Blocks Per Game	5.6	4.6

OLE MISS REBEL ROSTER

No.	Name	Pos.	Ht.	Wt.	Yr.	Hometown (High School/Other School)
0	Jerron Martin	G	6-1	165	Fr.	Bowie, Md. (Princeton Day School)
1	Martavious Newby	G	6-3	210	So.	Memphis, Tenn. (Booker T. Washington HS)
3	Derrick Millinghaus	G	5-10	172	So.	Schenectady, N.Y. (Believe [N.C.] Prep)
4	Demarco Cox	C	6-8	276	Jr.	Yazoo City, Miss. (Yazoo City HS)
5	Cade Peeper	G	6-2	185	So.	Collierville, Tenn. (Collierville HS)
10	LaDarius White	G	6-6	211	Jr.	McComb, Miss. (McComb HS)
11	Sebastian Saiz	F	6-9	233	Fr.	Madrid, Spain (Sunrise Chirstian Academy)
13	Anthony Perez	F	6-9	213	So.	Cumana, Venezuela (Word of Life [Kan.]Traditional School)
21	Will Norman	G	6-5	213	Jr.	Lafayette, La. (St. Thomas More HS)
22	Marshall Henderson	G	6-2	177	Sr.	Hurst, Texas (L.D. Bell HS/Utah/Texas Tech/South Plains College)
23	Dwight Coleby	C	6-9	236	Fr.	Nassau, Bahamas (Piney Woods High School)
24	Janari Joesaar	F	6-6	208	Fr.	Tartu, Estonia (Sunrise Christian Academy)
25	Terry Brutus	F	6-6	237	So.	Spring Valley, N.Y. (Spring Valley HS/Massanutten Military Aca.[Va.]
32	Jarvis Summers	G	6-3	186	Jr.	Jackson, Miss. (Provine HS)
34	Aaron Jones	F	6-9	220	Jr.	Gautier, Miss. (Gautier HS)

Head Coach: Andy Kennedy (UAB '91 - Eighth Year at Ole Miss)
Assistant Coaches: Sergio Rouco, Al Pinkins, Bill Armstrong
Coordinator of Operations: Dayton Miller

PRONUNCIATIONS

JANARI JOESAAR	juh-NArr-ee JOE-sar
JERRON Martin	juh-RON
Derrick MILLINGHAUS	MILL-ing-house
MARTAVIOUS Newby	mar-TAY-vee-us
Sebastian SAIZ	cy-EES

SIZZLING SUMMERS

Junior G **Jarvis Summers** is one of the most improved players in the league this season **upping his scoring 7.9 points per game (17.0 from 9.1), field goal percentage 8.0 percent (48.4% from 40.4%) and his 3-point field goal percentage 9.4 percent (43.4% from 34.0%) over last year's totals.** Summers has led the Rebels in scoring 13 times including a career-best 29 points in Ole Miss' overtime loss to Dayton and **has posted a team-high 10 20+ points games this season.** Summers ranks eighth in the league in scoring (17.0 ppg), sixth in field goal percentage (.484) and fourth in assists (3.8/game). **He is the only player in the league to rank in the top 10 in the SEC in scoring and field goal percentage and top five in assists, and recently was named the C Spire Howell Trophy winner as the best college players in Mississippi.**

KENNEDY'S FIRST EIGHT YEARS RANK AMONG ALL-TIME SEC GREATS

Head coach **Andy Kennedy** recently moved into a tie with Billy Donovan and Wimp Sanderson for the third-most wins by a head coach in their first eight years in the league at one school. See the list below:

1. Rick Pitino (Kentucky) - 219
2. Joe B. Hall (Kentucky) - 183
3. **Andy Kennedy** (Ole Miss) - 169
 - Bill Donovan (Florida) - 169
 - Wimp Sanderson (Alabama) - 169

HENDERSON, SUMMERS JOIN 1,000 POINT-CLUB AT OLE MISS

Senior G **Marshall Henderson** recently became the 34th member of the 1,000-point club at Ole Miss vs. Vanderbilt and ranks 20th in school history with 1,235 career points. He is **just the fourth player in Rebel history to eclipse the 1,000-point mark in two seasons joining Denver Brackeen, Gerald Glass and Don Kessinger.** Junior G **Jarvis Summers** became the **35th member of the 1,000-point club at Ole Miss versus Mississippi State** and ranks 24th in school history with 1,174 career points.

PEREZ PICKING UP GAME

Sophomore F **Anthony Perez** has picked up his game in the last few weeks. The **6-9 forward is averaging 10.5 points per game over his last 13 games,** including a career-high 22 points at South Carolina (1/18) and 21 points vs. Kentucky (2/18). Perez shot 7-of-12 from the field against the Wildcats and has **scored in double figures in five of his last eight games.**

BLOCK PARTY

Ole Miss ranks third the SEC and 18th in the nation, averaging 5.6 blocked shots per game. **Junior F Aaron Jones is ranks third in the league, and 58th in the nation, averaging 2.2 blocked shots per game.**

REBELS HITTING FREEBIES

Ole Miss ranks fifth in the SEC hitting 72.5 percent of its free throw attempts in conference play. **The Rebels have hit 239-of-315 free throws (.759) over their last 16 games.**

REBELS AMONG SEC CAREER LEADERS

Three Rebels rank among the SEC's active career leaders as senior G **Marshall Henderson** ranks fifth among active players with 1,235 career points, while junior G **Jarvis Summers** is third among active players in assists (358) and seventh in points scored (1,174). Junior F **Aaron Jones** is fourth among active players with 115 career blocks.

SCOUTING THE COMMODORES

Vanderbilt is 15-14 on the season and 7-10 in the SEC after dropping a Thursday night game 57-51 to LSU. The Commodores are down to seven scholarship players and nine overall on the roster after Josh Henderson was lost for the season with a left knee injury on Dec. 5 against Marshall and Eric McClellan was dismissed from the team. Senior Rod Odom leads the team with 13.8 points, while Damian Jones is pulling down a team-high 5.8 rebounds per game. The `Dores rank last in the SEC in scoring offense in league games at 60.1 ppg, but are third in the conference in field goal percentage defense (.402).

BY THE NUMBERS

The Rebels' record is...

- Overall 17-13
- SEC Games 8-9
- Streak L2
- Overtime 1-2
- Home Overall (SEC) 11-5 (6-2)
- Road Overall (SEC) 4-8 (2-7)
- Neutral Games (SEC) 2-0 (0-0)
- Day Games 8-6
- Night Games (6 p.m. or later) 9-7
- November Games 6-0
- December Games 3-3
- January Games 5-3
- February Games 3-5
- March Games 0-2
- Monday Games 1-0
- Tuesday Games 1-3
- Wednesday Games 4-2
- Thursday Games 1-1
- Friday Games 3-0
- Saturday Games 7-5
- Sunday Games 0-2
- Overtime Games 1-2
- Television Games 11-12
- vs. Ranked Opponents 0-4

Rebels' Record When...

- Leading at the half 14-3
- Tied at the half 0-2
- Behind at the half 3-8
- Scores 90 points or more 2-1
- Scores 80-89 points 3-2
- Scores 70-79 points 9-5
- Scores less than 70 points 3-5
- Out-rebounds opponent 8-4
- Out-rebounded by opponent 9-9
- Ties opponents in rebounds 0-0
- Shoots 50 percent or better 3-0
- Shoots between 40-49 percent 12-5
- Shoots under 40 percent 2-8
- Shoots 30 percent or better from 3-pt. 14-6
- Shoots under 30 percent from 3-pt. 3-7
- Shoots 70 percent or better from FT line 8-7
- Shoots 60-69 percent from FT line 5-6
- Shoots under 60 percent from FT line 4-0
- Opp. shoots 50 percent or better 0-4
- Opp. shoots 40-49 percent 8-6
- Opp. shoots under 40 percent 9-3
- Opp. shoots 30 percent or better from 3-pt. 10-9
- Opp. shoots under 30 percent from 3-pt. 7-4
- Commits 15 turnovers or more 2-3
- Commits less than 15 turnovers 15-10
- Forces 15 turnovers or more 10-4
- Forces less than 15 turnovers 7-9
- Has less (or same) turnovers than opp. 16-10
- Has more turnovers than opponent 1-3

OLE MISS IN SEC/NCAA STATS

	SEC	NCAA	Category
		(Mar. 3)	
Ole Miss	4	67	Scoring Offense (75.5)
Ole Miss	8	--	Scoring Margin (+2.3)
Ole Miss	6	--	FT Pct. (.701)
Ole Miss	5	90	3FG Percentage (.349)
Ole Miss	1	37	3FG Made (8.0)
Ole Miss	6	--	Rebounding Offense (36.7)
Ole Miss	3	18	Blocked Shots (5.6)
Ole Miss	T6	--	Assists (12.7)
Ole Miss	4	45	Steals (7.4)
Ole Miss	4	81	Turnovers (11.5)
Ole Miss	3	27	Turnover Margin (+2.4)
Ole Miss	5	41	Off. Rebounds (13.1)
Ole Miss	10	--	Def. Rebounds (23.6)
M. Henderson	4	36	Scoring (19.0)
J. Summers	8	--	Scoring (17.0)
A. Jones	T8	--	Rebounding (6.9)
S. Saiz	18	--	Rebounding (5.7)
J. Summers	6	--	FG Pct. (.484)
J. Summers	4	--	Assists (3.8)
M. Henderson	8	--	FT Pct. (.810)
M. Henderson	7	--	Steals (1.5)
M. Henderson	10	67	3FG Percentage (.359)
M. Henderson	1	1	3FG Made (4.4)
A. Jones	3	56	Blocks (2.1)
A. Jones	4	--	Off. Rebounds (3.4)

SEC-ONLY STATS

	SEC	Category
Ole Miss	T4	Scoring Offense (72.3)
Ole Miss	8	Scoring Margin (-1.9)
Ole Miss	5	FT Pct. (.725)
Ole Miss	9	FG Pct. Defense (.432)
Ole Miss	9	3FG Pct. (.329)
Ole Miss	2	3FG Made (7.8)
Ole Miss	8	3FG Pct. Defense (.343)
Ole Miss	5	Rebounding Offense (35.8)
Ole Miss	8	Rebounding Margin (-2.2)
Ole Miss	7	Blocks (4.4)
Ole Miss	6	Assists (12.2)
Ole Miss	3	Steals (7.1)
Ole Miss	2	Turnovers (11.4)
Ole Miss	T4	Turnover Margin (+2.8)
Ole Miss	3	Off. Rebounds (13.5)
M. Henderson	4	Scoring (19.2)
J. Summers	9	Scoring (16.5)
A. Jones	8	Rebounding (6.8)
J. Summers	5	FG Pct. (.442)
J. Summers	3	Assists (4.2)
M. Henderson	2	FT Pct. (.867)
M. Henderson	5	Steals (1.7)
M. Henderson	1	3FG Made (4.3)
A. Jones	T4	Blocks (1.8)
A. Jones	T2	Off. Rebounds (3.6)

OLE MISS-VANDERBILT SERIES

Saturday's matchup will be the 117th meeting between Ole Miss and Vanderbilt on the hardwood. The Commodores hold a 74-41 lead in the series, which began in 1925, but **Ole Miss has won the last three meetings and is looking for its first regular-season series sweep since 1983.** The Rebels are 30-23 versus the 'Dores in Oxford, but have lost four of the last five against VU in Tad Smith. Ole Miss has won three-straight in the series, but the Commodores had prevailed in five-straight before that and have won 11 of the last 15 meetings overall. Rebel head coach **Andy Kennedy is 5-6 against Vandy in his career.** In addition to a 4-6 mark with Ole Miss, he picked up a 92-83 victory at Vanderbilt during the 2005-06 campaign, his lone season as Cincinnati mentor.

OLE MISS GETS HUGE WIN OVER MIZZOU

Senior G **Marshall Henderson scored 29 points, including eight 3-pointers,** and four Rebels scored in double figures, as the Rebels held off the Missouri Tigers 91-88. Henderson hit 8-of-15 from 3-point range and added five assists for Ole Miss, while Junior G **Jarvis Summers** and **LaDarius White** had 16 points apiece. **The Rebels hit 14 3-pointers in the game, one off the school record of 15 set earlier this season against Oregon.**

CAROLINA COMEBACK

Junior G **Jarvis Summers scored 8 of Ole Miss' last 11 points and the Rebels closed the game on a 29-10 run,** as Ole Miss came from behind to knock off South Carolina 75-71. Senior G **Marshall Henderson** added 21 points, as the Rebels **rallied from a 15-point deficit in the second half.**

SPLIT PERSONALITY

Like most college teams, Ole Miss fares better at home (6-2) than on the road (2-7) in conference play. **The Rebels shoot better from the field (.439 at home / .376 on road) and from 3-point (.371 at home / .296 on road) at home and rebound the ball better with a -4.2 rebound margin on the road and an even margin at home.** Ole Miss is scoring more points at home in league games (77.6) than on the road (67.6). Junior F **Aaron Jones** is posting 9.0 ppg and 8.3 rpg in conference home games and just 3.0 ppg and 5.4 rpg in league road games, while senior **Marshall Henderson** is averaging 21.0 ppg and shooting 34.9% from 3 at home compared to just 17.6 ppg and 33.3% from 3 on the road in conference play.

TURNOVERS THE KEY

Ole Miss is 10-4 this season forcing 15 or more turnovers and just 7-9 when forcing 14 or fewer turnovers. **The Rebels ranks third in the SEC, and are tied for 27th in the nation, in turnover margin at +2.7.**

SAIZ RANKS AMONG TOP FRESHMEN OFF THE GLASS

Freshman F **Sebastian Saiz pulled down 10 boards and scored 6 points in Ole Miss' win over Missouri. Saiz also scored a career-high 20 points, on 8-of-11 shooting, and pulled down 9 boards** in the Rebels' overtime victory against LSU. **The Spain native ranks fifth among freshmen in the SEC pulling down 5.7 rebounds per game.** He has five double-digit rebound games this season including a career-high 11 boards vs. Mississippi State (1/25).

REBELS ROUT RIVAL BULLDOGS

Junior G **Jarvis Summers** and senior G Marshall Henderson each scored 19 points and freshman F **Sebastian Saiz** chipped in 6 points, 11 boards and 3 blocks as Ole Miss routed rival Mississippi State 82-63. Junior G LaDarius White added 11 points and junior F Aaron Jones pulled down 10 boards as **the Rebels posted their largest margin of victory over MSU since a 23-point win in 1997.**

OLE MISS SURVIVES IN COLUMBIA

Sophomore F **Anthony Perez scored a career-high 22 points,** including a go-ahead 3-pointer with 2:02 remaining as Ole Miss erased a 12-point deficit and held on to defeat South Carolina 75-74. Senior G **Marshall Henderson had 16 of his 19 points in the second half for the Rebels, who won in Columbia for the first time since 2001.**

REBELS BLOW PAST LSU IN OVERTIME

Senior G **Marshall Henderson** scored 25 points, including 19 after halftime, and **dished out a career-high 7 assists** as Ole Miss blew past LSU 88-74 in overtime. Freshman F **Sebastian Saiz** added a **career-high 20 points on 8-of-11 shooting**, and pulled down 9 boards, while junior F **Aaron Jones** scored 13 points and **tied a career high with 13 rebounds**. Junior G **Jarvis Summers** posted his fifth 20-plus point scoring effort in six games with 20 points.

SEC OPENING WIN

Junior F **Aaron Jones** posted 12 points, 7 boards, **a career-high 5 blocked shots and a career-high 5 steals** as Ole Miss edged Auburn 65-62 in the SEC opener. Sophomore G **Derrick Millinghaus** scored 16 points, Junior G **Jarvis Summers** added 14 and Ole Miss won its second-straight SEC opener.

DEFENDING HOME COURT

Winning at home has been a trademark of **Andy Kennedy's** squads since he took the reins in 2006-07. **Ole Miss is 111-24 (.822 win pct.) in games played at Tad Smith Coliseum during Kennedy's tenure.** The Rebels had their 23 game non-conference home winning streak dating back to 2010 snapped earlier this season with the loss to No. 13 Oregon. Ole Miss has won 242 of its last 298 games (.812 win pct.) in Oxford dating back to the 1995-96 campaign. The Rebels have an all-time record of 475-203 (.701win pct.) at Tad Smith Coliseum, which opened in 1965-66.

REBELS POST BIG WIN OVER MTSU

Junior G **Jarvis Summers** scored 25 points and Senior G **Marshall Henderson** added 15, as Ole Miss edged Middle Tennessee 72-63 Saturday afternoon. **The Rebels snapped a four-game losing streak to the Blue Raiders and defeated their first NCAA Tournament team from a year ago.**

TOURNEY CHAMPS

Ole Miss claimed the Barclays Center Classic championship with a 79-76 victory over Penn State. **It marked the second exempted tournament title for the Rebels, joining the 2007 San Juan Shootout, under head coach Andy Kennedy, who improved to 19-6 in exempted tournament at Ole Miss.** The Rebels hit 11 3-pointers in the game, led by senior G **Marshall Henderson** (4) and junior G **Jarvis Summers** (3). The duo also lead the team in scoring with 19 points each, and Summers added 5 assists and no turnovers for Ole Miss, who improved to 8-8 all-time versus the Big Ten.

BIG SHOES TO FILL

Ole Miss must replace three full-time starters from last year's squad (Reginald Buckner – 36, Murphy Holloway – 35 and Nick Williams – 24) that started a combined 95 games last season and boasted 292 career starts. The Rebels must say goodbye to the school's all-time leading rebounder in Murphy Holloway (1,093 career boards) and all-time blocked shots leader in Reginald Buckner (326 career blocked shots).

REBELS WIN 20 ... AGAIN

The Rebels notched 20 wins for the sixth time in seven seasons under **Andy Kennedy** last year. Ole Miss had seven 20-win campaigns in the 96 seasons prior to Kennedy's arrival in Oxford. He is the fifth coach in SEC history to guide his teams to 20+ wins in six of his first seven seasons in the league. The others: Dan DeVoe (Tennessee), Joe. B. Hall (Kentucky), Rick Pitino (Kentucky), Tubby Smith (Georgia/Kentucky). Only Pitino and Smith won 20 games in seven of their first eight years. Kennedy is also the first coach in Ole Miss history to win 20 games in four straight seasons, and senior F **Reginald Buckner** became the first Rebel to win 20 games in each of his four seasons in Oxford.

NEW ARENA ON THE HORIZON

With \$95 million in pledges and cash, the Forward Together Capital Campaign entered its building phase in September as Ole Miss works its way towards a new basketball arena. The building phase will focus on the Rebels' new basketball arena and a five-story parking garage with 800 spaces serving the entire campus community. **Construction on the new arena will begin in the spring of 2014 with the goal to open the arena no later than January 2016, which would be in time for conference action.**

CAREER RECORDS WATCH

SCORING AVERAGE

1. 40.1 Johnny Neumann (23 games, 1971)
2. 26.1 Gerald Glass (60 games, 1989-90)
3. 24.8 Denver Brackeen (42 games, 1954-55)
4. 22.2 Don Kessinger (70 games, 1962-64)
5. 21.2 John Stroud (110 games, 1977-80)
6. **19.6 Marshall Henderson (63 games, 2012-)**

3-POINT FIELD GOALS MADE

1. 334 Chris Warren (115 games, 2008-11)
2. 278 Aaron Harper (123 games, 2001-04)
3. **256 Marshall Henderson (63 games, 2012-)**
4. 249 Keith Carter (117 games, 1996-99)
5. 214 Joe Harvell (114 games, 1990-93)

3-POINT FIELD GOALS ATTEMPTED

1. 900 Chris Warren (115 games, 2008-11)
2. **723 Marshall Henderson (63 games, 2012-)**
3. 720 Aaron Harper (123 games, 2001-04)
4. 686 Keith Carter (117 games, 1996-99)

CONSECUTIVE GAMES WITH 3-POINT FG

1. **63 Marshall Henderson (2012-)**
2. 46 Chris Warren (2010-11)
3. 41 Aaron Harper (2001-03)

FREE THROW PERCENTAGE (200 ATTEMPTS)

1. .877 David Rhodes, 179-204 (1971-73)
2. .860 Chris Warren, 419-487 (2008-11)
3. **.857 Marshall Henderson, 251-293 (2012-)**

ASSISTS

1. 830 Sean Tuohy (117 games, 1979-82)
2. 456 Rod Barnes (103 games, 1985-88)
3. 452 Chris Warren (115 games, 2008-11)
4. 431 Todd Abernethy (122 games, 2004-07)
5. 427 Jason Harrison (132 games, 1999-2002)
6. 378 Henry Jackson (105 games, 1976-79)
7. 370 Michael White (117 games, 1996-99)
8. 362 Bob Mahoney (74 games, 1973-75)
9. **358 Jarvis Summers (98 games, 2011-)**
10. 319 Eniel Polynice (102 games, 2007-10)

BLOCKED SHOTS

1. 326 Reginald Buckner (132 games, 2010-13)
2. 180 Sean Murphy (117 games, 1988-91)
3. 132 Rahim Lockhart (123 games, 1998-2001)
4. **115 Aaron Jones (78 games, 2011-)**
5. 114 Johnnie Rogers (54 games, 1996-1999)

GAME LEADERS

LED TEAM IN PTS:	Demarco Cox..... 3
Marshall Henderson ... 14	Sebastian Saiz 3
Jarvis Summers 13	Martavious Newby 1
Derrick Millinghaus 4	DOUBLE-FIGURE REBS:
Anthony Perez 1	Aaron Jones 6
LED TEAM IN REBS:	Sebastian Saiz 5
Aaron Jones 14	Demarco Cox..... 2
Sebastian Saiz 8	Martavious Newby 1
Demarco Cox..... 3	20-POINT GAMES:
LaDarius White..... 3	Jarvis Summers 10
Anthony Perez 3	Marshall Henderson 9
Dwight Coleby 2	Derrick Millinghaus 1
Martavious Newby 1	Anthony Perez 2
Janari Joesaar 1	Sebastian Saiz 1
LED TEAM IN ASSISTS:	30-POINT GAMES:
Jarvis Summers 19	Marshall Henderson 1
Derrick Millinghaus 6	DOUBLE-DOUBLES:
LaDarius White..... 6	Demarco Cox..... 2
Marshall Henderson 4	Aaron Jones 2
Martavious Newby 1	Martavious Newby 1
DOUBLE-FIGURE PTS:	
Jarvis Summers 27	
Marshall Henderson ... 26	
LaDarius White..... 12	
Derrick Millinghaus 9	
Aaron Jones 9	
Anthony Perez 9	

REBELS ADD FOUR IN FALL SIGNING PERIOD

Ole Miss added four players in the fall signing period as J.T. Escobar, Marcanvis Hymon, Stefan Moody and Rauno Nurger all signed national letters of intent to join the Rebels for the 2014-15 academic year. A native of Tallahassee, Fla., the 6-1 Escobar is a two-time Florida Coaches Athletic Association Class 3A All-State selection and averaged 18.4 points per game last season at The Maclay School. Hymon, a 6-7 forward out of Memphis, is rated the No. 132 overall prospect in the nation by Rivals.com and the No. 6 player in Tennessee by ESPN.com. An explosive guard originally from Kissimmee, Fla., Moody earned Sun Belt Conference Freshman of the Year honors at Florida Atlantic last season, posting averages of 15.7 points and 4.2 rebounds per game for the Owls before transferring to play for head coach Brian Hoberecht at Kilgore C.C. (Texas). A 6-10 center originally from Estonia, Nurger transferred to Sunrise Christian Academy in Bel Aire, Kan., for his senior season. Nurger averaged 10.2 points and 5.4 boards per game for the Estonian National Team at last summer's 2013 FIBA U-20 European Championships and finished third among all players with 1.8 blocks per game.

HONORS AND AWARDS

- Demarco Cox:**
Barclays Center Classic Tournament MVP
- Marshall Henderson:**
Naismith Award Watch List
Preseason All-SEC 1st Team (Coaches; Media)
SEC Player of the Week (Jan. 20)
- Jarvis Summers:**
C Spire Howell Trophy (Best Player in Mississippi)

GAME-BY-GAME STARTING LINEUPS

Opponent	Result	PG	G	G/F	F	F/C
Troy	W, 69-54	Millinghaus	Summers	Newby	Jones	Cox
at Coastal Carolina	W, 72-70	Millinghaus	Summers	Newby	Jones	Cox
Mississippi Valley State	W, 111-82	Millinghaus	Summers	Newby	Jones	Cox
North Carolina A&T	W, 84-50	Summers	White	Newby	Jones	Cox
Georgia Tech	W, 77-67	Millinghaus	Summers	Newby	Jones	Cox
Penn State	W, 79-76	Millinghaus	Summers	Newby	Jones	Cox
at Kansas State	L, 61-58	Millinghaus	Summers	Newby	Jones	Cox
Oregon	Lot, 115-105	Millinghaus	Summers	Newby	Jones	Cox
Middle Tennessee State	W, 72-63	Summers	Henderson	White	Jones	Cox
Louisiana-Monroe	W, 75-62	Summers	Henderson	White	Jones	Cox
Mercer	L, 79-76	Summers	Henderson	White	Perez	Cox
at Western Kentucky	W, 79-74	Summers	Henderson	White	Saiz	Cox
Dayton	Lot, 83-80	Summers	Henderson	White	Saiz	Cox
Auburn	W, 65-62	Millinghaus	Summers	White	Jones	Cox
at Mississippi State	L, 76-72	Millinghaus	Summers	White	Jones	Cox
LSU	Wot, 88-74	Summers	Henderson	White	Perez	Jones
at South Carolina	W, 75-74	Summers	Henderson	White	Saiz	Jones
at Vanderbilt	W, 63-52	Summers	Henderson	White	Saiz	Jones
Mississippi State	W, 82-63	Summers	Henderson	White	Saiz	Jones
at Tennessee	L, 86-70	Summers	Henderson	White	Saiz	Jones
South Carolina	W, 75-71	Summers	Henderson	Perez	Saiz	Jones
at Kentucky	L, 80-64	Summers	Henderson	Perez	Saiz	Jones
Missouri	W, 91-88	Summers	Henderson	Perez	Saiz	Jones
at Alabama	L, 67-64	Summers	Henderson	Perez	Saiz	Jones
at Georgia	L, 61-60	Summers	White	Perez	Saiz	Coleby
Kentucky	L, 84-70	Summers	Henderson	White	Jones	Coleby
Florida	L, 75-71	Summers	Henderson	Perez	Jones	Coleby
Alabama	W, 79-67	Summers	Henderson	White	Perez	Jones
at Texas A&M	L, 71-60	Summers	Henderson	Newby	Perez	Jones
at Arkansas	L, 110-80	Summers	Henderson	Newby	Perez	Saiz
Vanderbilt						
Totals		Summers (21)	Henderson (19)	White (14)	Jones (14)	Cox (15)
		Millinghaus (9)	Summers (9)	Newby (10)	Saiz (11)	Jones (11)
			White (2)	Perez (6)	Perez (5)	Coleby (3)
						Saiz (1)

THE LAST TIME ...

AN OLE MISS TEAM...

Scored 100+ points at home 105 vs. Oregon (Dec. 8, 2013)
 Scored 100+ points on the road 104 at Mississippi State (4ot) (Jan. 24, 1990)
 Scored 100+ points and lost 105 vs. Oregon (Dec. 8, 2013)
 Scored 110+ points 111 vs. Mississippi Valley State (Nov. 22, 2013)
 Scored 50 points or less 50 vs. SMU (Jan. 3, 2012)
 Scored 40 points or less 40 at Kentucky (Feb. 22, 2006)
 Scored 50 or less and won 50-48 vs. SMU (Jan. 3, 2012)
 Held opponent to 50 or less 50 vs. NC A&T (Nov. 26, 2013)

Won an overtime game 88-74 vs. LSU (Jan. 15, 2014)
 Lost an overtime game 83-80 vs. Dayton (Jan. 4, 2014)
 Won a double overtime game 90-87 vs. Texas Tech (Mar. 23, 2010)
 Lost a double overtime game 69-67 at Alabama (Feb. 4, 2012)
 Played a triple overtime game Never Happened
 Played a four-overtime game at Mississippi State (Jan. 24, 1990)

Made 10+ three-point field goals 14 vs. Missouri (Feb. 8, 2014)
 Allowed 10+ three-point field goals 17 at Arkansas (March 5, 2014)

Had 20+ rebound margin 22 vs. Arkansas (Jan. 11, 2012)
 Had 25+ rebound margin 25 vs. Florida A&M (Dec. 22, 2008)
 Had 50+ rebounds 52 vs. Kentucky (Jan. 29, 2013)
 Had 60+ rebounds 64 vs. Troy (Nov. 27, 2007)
 Had two players with 10+ rebounds vs. Missouri (Feb. 8, 2014)
 Aaron Jones (11) and Sebastian Saiz (10)

Attempted 30+ free throws 31 vs. Alabama (Feb. 26, 2014)
 Attempted 40+ free throws 40 at Coastal Carolina (Nov. 16, 2013)
 Attempted 50+ free throws 52 at Arkansas (Jan. 9, 1999)
 Made 25+ free throws 26 vs. Alabama (Feb. 26, 2014)
 Made 30+ free throws 30 vs. Mississippi Valley State (Nov. 22, 2013)
 Made 35+ free throws 38 at Tennessee (Jan. 9, 2013)
 Shot 90% or better from FT line 92.9%, 13-14, at Arkansas (Feb. 5, 2011)

Had 20+ assists 22 vs. LSU (Jan. 15, 2014)
 Had 25+ assists 32 vs. Centenary (Dec. 19, 2009)
 Had 30+ assists 32 vs. Centenary (Dec. 19, 2009)

Had 25+ turnovers 26 vs. Southern Utah (Nov. 18, 2005)
 Forced 25+ turnovers 26 vs. Lipscomb (Nov. 23, 2012)
 Forced 30+ turnovers 31 vs. Louisiana-Monroe (Nov. 24, 2007)

Had 15+ steals 20 vs. Lipscomb (Nov. 23, 2012)
 Had 20+ steals 20 vs. Lipscomb (Nov. 23, 2012)

Blocked 5+ shots 5 at Kentucky (Feb. 4, 2014)
 Blocked 10+ shots 10 at South Carolina (Jan. 18, 2014)

Beat a ranked team 57-46 vs. #17/18 Wisconsin (March 22, 2013)
 Beat a ranked team on the road 67-57 at #23 LSU (Jan. 18, 2003)
 Beat a ranked team on a neutral floor . . 57-46 vs. #17/18 Wisconsin (March 22, 2013)

Kept every opposing player out of double figures vs. UL-Monroe (Nov. 11, 2011)
 Had all five starters score in double figures vs. Auburn (Feb. 4, 2009)
 Had five players score in double figures vs. Oregon (Dec. 8, 2013)
 Had no players score in double figures at LSU (Jan. 7, 2012)

Overcame a 5-point+ halftime deficit to win 5 vs. South Carolina (Feb. 1, 2014)
 Overcame a 10-point+ halftime deficit to win 10 at South Carolina (Jan. 18, 2014)

AN OLE MISS PLAYER...

Scored 20+ points 20, Jarvis Summers vs. Alabama (Feb. 26, 2014)
 Scored 30+ points 39, Marshall Henderson vs. Oregon (Dec. 8, 2013)
 Scored 40+ points 53, Gerald Glass vs. LSU (Mar. 4, 1989)

Made 5+ 3-pointers 5, Marshall Henderson at Texas A&M (March 1, 2014)
 Made 10+ 3-pointers 10, Marshall Henderson vs. Oregon (Dec. 8, 2013)
 Attempted 10+ 3-pointers 11, Marshall Henderson at Arkansas (March 5, 2014)
 Attempted 15+ 3-pointers 16, Marshall Henderson at Texas A&M (March 1, 2014)

Had a double-double vs. Alabama (Feb. 26, 2014)
 Martavious Newby 15 points, 10 boards
 Had a double-double in 2 straight games Murphy Holloway (2/20/13, 2/23/13)
 Had a double-double in 3 straight games Murphy Holloway (12/19/12-12/23/12)
 Had a double-double in 4 straight games Dwayne Curtis (1/6/07-1/17/07)
 Had a double-double in 7 straight games Rahim Lockhart (11/19/99-12/4/99)
 Had 10+ double-doubles in a season 12, Murphy Holloway - 2012-13 season

Had 20+ points and 20+ rebounds Walter Actwood, 22 pts/22 rebs
 vs. ISU-Evansville (Dec. 1, 1975)

Had 15+ rebounds 19, Murphy Holloway at Mississippi State (March 2, 2013)
 Had 20+ rebounds 20, Murphy Holloway vs. Auburn (Feb. 24, 2010)
 Had 10+ offensive rebounds 10, Dwayne Curtis vs. Auburn (Feb. 25, 2006)
 Had 10+ defensive rebounds 11, Reginald Buckner at Tennessee (Jan. 9, 2013)

Had 10+ assists 12, Jarvis Summers vs. Illinois State (Mar. 14, 2012)
 Had 15+ assists 15, Sean Tuohy vs. Auburn (Jan. 26, 1980)

Had 5+ blocks 5, Aaron Jones at Vanderbilt (Jan. 22, 2014)
 Had 8+ blocks 8, Reginald Buckner at Arkansas (Feb. 5, 2011)

Had 5+ steals 5, Aaron Jones vs. Auburn (Jan. 9, 2014)
 Had 8+ steals 8, Gerald Glass vs. Christian Bros. (Nov. 25, 1988)

Made 10+ free throws 10, Anthony Perez at South Carolina (Jan. 18, 2014)
 Made 15+ free throws 16, Ansu Sesay vs. Auburn (Jan. 31, 1998)
 Attempted 10+ free throws 10, Jarvis Summers vs. Alabama (Feb. 26, 2014)
 Attempted 15+ free throws 15, Chris Warren vs. UTEP (Dec. 16, 2009)
 Attempted 20+ free throws 20, Ansu Sesay vs. Arkansas (Feb. 18, 1995)

Shot 100% from the floor (min. 5) Murphy Holloway, 7-7, and Reginald Buckner, 6-6,
 vs. McNeese State (Nov. 20, 2012)

Played 40+ minutes 41, Marshall Henderson at Vanderbilt (Jan. 15, 2012)

Fouled out Dwight Coleby at Kentucky (Feb. 4, 2014)

GAME-BY-GAME STATS

OPPONENT	1H-2H-F	FG-FGA	PCT	3P-3PA	PCT	FT-FTA	PCT	OF-DF-TotRb	A	TO	BLK	ST
Troy	26-28-54	17-49	.347	4-17	.235	16-25	.640	10-28-38	9	15	1	3
OLE MISS	39-30-69	25-72	.347	6-28	.214	13-23	.565	26-27-53	11	12	5	8
OLE MISS	27-45-72	20-50	.440	8-19	.421	24-40	.600	6-35-41	10	15	9	9
Coastal Carolina	30-40-70	26-70	.371	5-27	.185	13-24	.542	14-34-48	10	12	4	7
Mississippi Valley State	32-50-82	30-69	.435	12-24	.500	10-15	.667	13-24-37	14	16	3	4
OLE MISS	54-57-111	36-71	.507	9-19	.474	30-38	.789	18-28-46	17	11	8	10
North Carolina A&T	33-17-50	12-47	.255	4-17	.235	22-29	.759	13-24-37	8	21	3	3
OLE MISS	47-37-84	29-57	.509	10-22	.455	16-24	.667	8-25-33	19	9	9	9
Georgia Tech	21-46-67	23-63	.365	7-20	.350	14-22	.636	15-27-42	14	12	2	7
OLE MISS	35-42-77	27-62	.435	8-21	.381	15-21	.714	12-28-40	12	10	10	6
Penn State	39-37-76	28-59	.475	9-22	.409	11-18	.611	9-28-37	15	9	6	5
OLE MISS	44-35-79	30-65	.462	11-24	.458	8-18	.444	12-26-38	16	7	9	5
OLE MISS	29-29-58	22-58	.379	3-18	.167	11-18	.611	13-25-38	7	13	9	7
Kansas State	31-30-61	19-52	.365	4-16	.250	19-34	.559	16-27-43	12	15	5	4
Oregon	37-52-26-115	38-65	.585	11-18	.611	28-35	.800	6-28-34	25	15	1	11
OLE MISS	38-51-16-105	31-70	.443	15-35	.429	28-38	.737	15-21-36	17	18	5	4
MTSU	30-33-63	24-60	.400	4-18	.222	11-21	.524	21-27-48	15	14	3	3
OLE MISS	37-35-72	23-51	.451	7-18	.389	19-29	.655	7-20-27	13	8	5	10
ULM	33-29-62	25-66	.379	7-17	.412	5-10	.500	20-25-45	15	17	3	8
OLE MISS	37-38-75	22-54	.407	10-25	.400	21-27	.778	9-24-33	15	12	7	13
Mercer	41-38-79	26-60	.433	6-20	.300	21-26	.808	15-24-39	12	13	3	4
OLE MISS	29-47-76	27-61	.443	7-24	.292	15-23	.652	15-20-35	14	13	9	4
OLE MISS	39-40-79	27-60	.450	9-16	.563	16-25	.640	9-25-34	11	11	4	9
WKU	36-38-74	22-55	.400	12-28	.429	18-25	.720	12-29-41	16	18	3	2
Dayton	28-45-10-83	31-65	.477	11-28	.393	10-20	.500	19-22-41	20	15	3	4
OLE MISS	31-42-7-80	24-54	.444	4-14	.286	28-36	.778	14-23-37	13	13	5	7
Auburn	28-34-62	22-56	.393	8-22	.364	10-15	.667	19-21-40	13	18	5	7
OLE MISS	31-34-65	23-53	.434	7-14	.500	12-21	.571	13-17-30	14	9	7	10
OLE MISS	36-36-72	26-69	.377	10-29	.345	10-12	.833	16-31-47	11	16	4	6
MSU	43-33-76	22-58	.379	4-21	.190	28-42	.667	10-27-37	17	9	6	11
LSU	32-37-5-74	24-65	.369	8-26	.308	18-30	.600	15-26-41	15	15	9	10
OLE MISS	35-34-19-88	28-65	.431	10-22	.455	22-27	.815	15-34-49	22	14	5	7
OLE MISS	27-48-75	21-49	.429	5-21	.238	28-37	.757	8-23-31	9	20	10	12
South Carolina	37-37-74	22-60	.367	6-21	.286	24-36	.667	18-22-40	15	21	5	9

GAME-BY-GAME STATS

OPPONENT	1H-2H-F	FG-FGA	PCT	3P-3PA	PCT	FT-FTA	PCT	OF-DF-TotRb	A	TO	BLK	ST
OLE MISS	29-34-63	25-69	.362	6-18	.333	7-12	.583	20-24-44	9	9	6	14
Vanderbilt	20-32-52	20-53	.377	3-20	.150	9-17	.529	13-27-40	10	17	9	2
MSU	27-36-63	24-59	.407	9-20	.450	6-14	.429	9-23-32	18	11	2	6
OLE MISS	38-44-82	29-63	.460	7-21	.333	17-20	.850	12-31-43	12	9	8	6
OLE MISS	29-41-70	26-63	.413	10-28	.357	8-12	.667	9-18-27	11	9	2	7
Tennessee	41-45-86	30-61	.492	11-20	.550	15-17	.882	14-31-45	20	12	8	4
South Carolina	40-31-71	23-49	.469	7-15	.467	18-27	.667	12-26-38	13	18	6	3
OLE MISS	35-40-75	26-59	.441	6-19	.316	17-24	.708	11-17-28	13	9	5	6
OLE MISS	34-30-64	25-65	.385	6-21	.286	8-10	.800	14-12-26	9	8	5	2
Kentucky	35-45-80	26-51	.510	2-13	.154	26-36	.722	15-26-41	10	10	12	3
Missouri	35-53-88	28-59	.475	11-28	.393	21-26	.808	11-22-33	15	12	2	3
OLE MISS	50-41-91	29-58	.500	14-29	.483	19-28	.679	14-20-34	19	11	3	6
OLE MISS	26-38-64	21-56	.375	8-25	.320	14-19	.737	10-24-34	10	12	4	6
Alabama	33-34-67	24-58	.414	3-17	.176	16-24	.667	14-28-42	10	12	6	8
OLE MISS	28-32-60	19-59	.322	6-21	.286	16-26	.615	13-21-34	10	3	4	7
Georgia	23-38-61	17-52	.327	7-23	.304	20-28	.714	18-31-49	14	12	7	1
Kentucky	42-42-84	25-48	.521	7-19	.368	27-30	.900	10-29-39	16	19	4	5
OLE MISS	25-45-70	24-62	.387	9-27	.333	13-15	.867	10-13-23	11	13	0	8
Florida	42-33-75	24-54	.444	12-33	.364	15-19	.798	15-19-34	19	14	1	4
OLE MISS	42-29-71	27-60	.450	8-25	.320	9-11	.818	15-17-32	15	13	3	10
Alabama	28-39-67	20-48	.417	6-23	.261	21-28	.750	7-17-24	12	14	1	7
OLE MISS	43-36-79	24-58	.414	5-21	.238	26-31	.839	17-25-42	13	14	3	7
OLE MISS	33-27-60	22-61	.361	7-31	.226	9-15	.600	12-24-36	8	7	3	2
Texas A&M	33-38-71	27-53	.509	8-25	.320	9-17	.529	5-30-35	18	6	3	5
OLE MISS	34-46-80	28-75	.373	8-29	.276	16-26	.615	20-29-49	11	18	2	5
Texas A&M	56-54-110	37-77	.481	17-30	.567	19-20	.950	10-27-37	27	6	6	12

UPDATED CAREER HIGHS

#0
JERRON MARTIN

POINTS
1 vs. NC A&T (11/26/13)

REBOUNDS
None

FIELD GOALS
1 vs. NC A&T (11/26/13)

FREE THROWS
None

THREE-POINTERS
1 vs. NC A&T (11/26/13)

ASSISTS
1 vs. NC A&T (11/26/13)

STEALS
None

BLOCKS
None

#1
MARTAVIOUS NEWBY

POINTS
15 vs. Alabama (2/26/14)

REBOUNDS
10 vs. Alabama (2/26/14)

FIELD GOALS
4, 2x, last vs. Alabama (2/26/14)

FREE THROWS
7 vs. Lipscomb (11/23/12)

THREE-POINTERS
2, 2x, last at Arkansas (3/5/14)

ASSISTS
6 vs. ETSU (12/14/12)

STEALS
6 vs. Lipscomb (11/23/12)

BLOCKS
1, 7x, last at South Carolina (1/18/14)

#3
DERRICK MILLINGHAUS

POINTS
21 vs. Mississippi Valley State (11/22/13)

REBOUNDS
7 at MSU (1/11/14)

FIELD GOALS
8, vs. MVSU (11/22/13)

FREE THROWS
9 vs. Arkansas-Little Rock (11/16/12)

THREE-POINTERS
3, 4x, last vs. NC A&T (11/26/13)

ASSISTS
6 vs. Mercer (12/22/13)

STEALS
3, 5x, last vs. Auburn (1/9/14)

BLOCKS
1 at Kansas State (12/5/13)

#4
DEMARCO COX

POINTS
15, 2x, last vs. Georgia Tech (11/29/13)

REBOUNDS
13 vs. Georgia Tech (11/29/13)

FIELD GOALS
6, 2x, last vs. Georgia Tech (11/29/13)

FREE THROWS
3, 9x, last vs. Alabama (2/26/14)

THREE-POINTERS
None

ASSISTS
2 vs. Grambling (11/14/11)

STEALS
3 at South Carolina (1/18/14)

BLOCKS
3, 3x, last vs. ULM (12/18/13)

#10
LaDARIUS WHITE

POINTS
25 vs. Illinois State (3/14/12)

REBOUNDS
9 vs. Florida (3/17/13)

FIELD GOALS
10 vs. Illinois State (3/14/12)

FREE THROWS
6 vs. Alabama (3/5/13)

THREE-POINTERS
4, 3x, last vs. Missouri (2/8/14)

ASSISTS
7 vs. ULM (12/18/13)

STEALS
3, 4x, last at MSU (1/11/14)

BLOCKS
2 vs. Mississippi Valley State (12/10/11)

#11
SEBASTIAN SAIZ

POINTS
20 vs. LSU (1/15/14)

REBOUNDS
11, 3x, last vs. MSU (1/25/14)

FIELD GOALS
8 vs. LSU (1/15/14)

FREE THROWS
4, 3x, last at Arkansas (3/5/14)

THREE-POINTERS
None

ASSISTS
3 vs. MSU (1/25/14)

STEALS
4 vs. ULM (12/18/13)

BLOCKS
3 vs. MSU (1/25/14)

#13
ANTHONY PEREZ

POINTS
22 at South Carolina (1/18/14)

REBOUNDS
8 vs. Alabama (2/26/14)

FIELD GOALS
7 vs. Kentucky (2/19/14)

FREE THROWS
10 at South Carolina (1/18/14)

THREE-POINTERS
2, 8x, last vs. Kentucky (2/19/14)

ASSISTS
2, 6x, last vs. Alabama (2/26/14)

STEALS
3, 2x, last vs. Florida (2/22/14)

BLOCKS
3 at Coastal Carolina (11/16/13)

#22
MARSHALL HENDERSON

POINTS
39 vs. Oregon (12/8/13)

REBOUNDS
7 vs. Lipscomb (11/23/12)

FIELD GOALS
11 vs. Oregon (12/8/13)

FREE THROWS
14 vs. Georgia (2/16/13)

THREE-POINTERS
10 vs. Oregon (12/8/13)

ASSISTS
7 vs. LSU (1/15/14)

STEALS
5, 2x, last at LSU (3/9/13)

BLOCKS
1, 2x, last vs. Mercer (12/22/13)

#23
DWIGHT COLEBY

POINTS
6 vs. Florida (2/22/14)

REBOUNDS
7 at Arkansas (3/5/14)

FIELD GOALS
2, 6x, last at Arkansas (3/5/14)

FREE THROWS
3 vs. Dayton (1/4/14)

THREE-POINTERS
None

ASSISTS
4 vs. Florida (2/22/14)

STEALS
1 vs. NC A&T (11/26/13)

BLOCKS
2, 4x, last at Georgia (2/15/14)

#24
JANARI JOESAAR

POINTS
8 at Arkansas (3/5/14)

REBOUNDS
7 at Arkansas (3/5/14)

FIELD GOALS
2, 4x, last at Arkansas (3/5/14)

FREE THROWS
4 at Arkansas (3/5/14)

THREE-POINTERS
1, 2x, last vs. Auburn (1/9/14)

ASSISTS
1 at Texas A&M (3/1/14)

STEALS
1, 4x, last at Arkansas (3/5/14)

BLOCKS
None

#32
JARVIS SUMMERS

POINTS
29 vs. Dayton (1/4/14)

REBOUNDS
5, 6x, last vs. Troy (11/8/13)

FIELD GOALS
10, 2x, last vs. Troy (11/8/13)

FREE THROWS
10, 3x, last vs. LSU (1/15/14)

THREE-POINTERS
5 vs. Troy (11/8/13)

ASSISTS
12 vs. Illinois State (3/14/12)

STEALS
4, 2x, last at Vanderbilt (1/22/14)

BLOCKS
2, 2x, last vs. South Carolina (2/1/14)

#34
AARON JONES

POINTS
13 vs. LSU (1/15/14)

REBOUNDS
13, 2x, last vs. LSU (1/15/14)

FIELD GOALS
6, 2x, last vs. Alabama (2/26/14)

FREE THROWS
3, 4x, last vs. Missouri (2/8/14)

THREE-POINTERS
1, 2x, last vs. LSU (1/15/14)

ASSISTS
3 vs. McNeese State (11/20/12)

STEALS
5 vs. Auburn (1/9/14)

BLOCKS
5, 3x, last at Vanderbilt (1/22/14)

UPDATED SEASON HIGHS

#0
JERRON MARTIN

POINTS
1 vs. NC A&T (11/26/13)

REBOUNDS
None

FIELD GOALS
1 vs. NC A&T (11/26/13)

FREE THROWS
None

THREE-POINTERS
1 vs. NC A&T (11/26/13)

ASSISTS
1 vs. NC A&T (11/26/13)

STEALS
None

BLOCKS
None

#1
MARTAVIOUS NEWBY

POINTS
15 vs. Alabama (2/26/14)

REBOUNDS
10 vs. Alabama (2/26/14)

FIELD GOALS
4 vs. Alabama (2/26/14)

FREE THROWS
5 vs. Alabama (2/26/14)

THREE-POINTERS
2 vs. Alabama (2/26/14)

ASSISTS
4 vs. Mississippi Valley State (11/22/13)

STEALS
3 vs. Troy (11/8/13)

BLOCKS
1, 5x, last at South Carolina (1/18/14)

#3
DERRICK MILLINGHAUS

POINTS
21 vs. Mississippi Valley State (11/22/13)

REBOUNDS
7 at MSU (1/11/14)

FIELD GOALS
8 vs. Mississippi Valley State (11/22/13)

FREE THROWS
8 vs. Oregon (12/8/13)

THREE-POINTERS
3, 2x, last at MSU (1/11/14)

ASSISTS
6 vs. Mercer (12/22/13)

STEALS
3, 2x, last vs. Auburn (1/9/14)

BLOCKS
1 at Kansas State (12/5/13)

#4
DEMARCO COX

POINTS
15, 2x, last vs. Georgia Tech (11/29/13)

REBOUNDS
13 vs. Georgia Tech (11/29/13)

FIELD GOALS
6, 2x, last vs. Georgia Tech (11/29/13)

FREE THROWS
3, 5x, last vs. Alabama (2/26/14)

THREE-POINTERS
None

ASSISTS
1, 6x, last vs. Dayton (1/4/14)

STEALS
3 at South Carolina (1/18/14)

BLOCKS
3, 2x, vs. ULM (12/18/13)

#10
LADARIUS WHITE

POINTS
16 vs. Missouri (2/8/14)

REBOUNDS
8 at Alabama (2/11/14)

FIELD GOALS
5, 2x, last vs. Missouri (2/8/14)

FREE THROWS
5, 2x, last vs. South Carolina (2/1/14)

THREE-POINTERS
4 vs. Missouri (2/8/14)

ASSISTS
7 vs. ULM (12/18/13)

STEALS
3, 2x, last at MSU (1/11/14)

BLOCKS
1, 4x, last vs. Missouri (2/8/14)

#11
SEBASTIAN SAIZ

POINTS
20 vs. LSU (1/15/14)

REBOUNDS
11, 3x, last vs. MSU (1/25/14)

FIELD GOALS
8 vs. LSU (1/15/14)

FREE THROWS
4, 3x, last at Arkansas (3/5/14)

THREE-POINTERS
None

ASSISTS
3 vs. MSU (1/25/14)

STEALS
4 vs. ULM (12/18/13)

BLOCKS
3 vs. MSU (1/25/14)

#13
ANTHONY PEREZ

POINTS
22 at South Carolina (1/18/14)

REBOUNDS
7 vs. MSU (1/25/14)

FIELD GOALS
7 vs. Kentucky (2/19/14)

FREE THROWS
10 at South Carolina (1/18/14)

THREE-POINTERS
2, 7x, last vs. Kentucky (2/19/14)

ASSISTS
2, 4x, last vs. Alabama (2/26/14)

STEALS
3, 2x, last vs. Florida (2/22/14)

BLOCKS
3 at Coastal Carolina (11/16/13)

#22
MARSHALL HENDERSON

POINTS
39 vs. Oregon (12/8/13)

REBOUNDS
6 at Vanderbilt (1/22/14)

FIELD GOALS
11 vs. Oregon (12/8/13)

FREE THROWS
8 vs. ULM (12/18/13)

THREE-POINTERS
10 vs. Oregon (12/8/13)

ASSISTS
7 vs. LSU (1/15/14)

STEALS
4 at Coastal Carolina (11/16/13)

BLOCKS
1 vs. Mercer (12/22/13)

#23
DWIGHT COLEBY

POINTS
6 vs. Florida (2/22/14)

REBOUNDS
7 at Arkansas (3/5/14)

FIELD GOALS
2, 6x, last at Arkansas (3/5/14)

FREE THROWS
3 vs. Dayton (1/4/14)

THREE-POINTERS
None

ASSISTS
4 vs. Florida (2/22/14)

STEALS
1 vs. NC A&T (11/26/13)

BLOCKS
2, 4x, last at Georgia (2/15/14)

#24
JANARI JOESAAR

POINTS
8 at Arkansas (3/5/14)

REBOUNDS
7 at Arkansas (3/5/14)

FIELD GOALS
2, 4x, last at Arkansas (3/5/14)

FREE THROWS
4 at Arkansas (3/5/14)

THREE-POINTERS
1, 2x, last vs. Auburn (1/9/14)

ASSISTS
1 at Texas A&M (3/1/14)

STEALS
1, 4x, last at Arkansas (3/5/14)

BLOCKS
None

#32
JARVIS SUMMERS

POINTS
29 vs. Dayton (1/4/14)

REBOUNDS
5 vs. Troy (11/8/13)

FIELD GOALS
10 vs. Troy (11/8/13)

FREE THROWS
10, 2x, last vs. LSU (1/15/14)

THREE-POINTERS
5 vs. Troy (11/8/13)

ASSISTS
8, 2x, last vs. South Carolina (2/1/14)

STEALS
4 at Vanderbilt (1/22/14)

BLOCKS
2, 2x, last vs. South Carolina (2/1/14)

#34
AARON JONES

POINTS
13 vs. LSU (1/15/14)

REBOUNDS
13, 2x, last vs. LSU (1/15/14)

FIELD GOALS
6, 2x, last vs. Alabama (2/26/14)

FREE THROWS
3, 4x, last vs. Missouri (2/8/14)

THREE-POINTERS
1 vs. LSU (1/15/14)

ASSISTS
2 vs. Auburn (1/9/14)

STEALS
5 vs. Auburn (1/9/14)

BLOCKS
5, 2x, last at Vanderbilt (1/22/14)

LAST GAME

Game 30 | Mar. 5, 2014
Texas A&M 71, Ole Miss 60
Fayetteville, Ark. | Bud Walton Arena

FAYETTEVILLE, Ark. - Hot-shooting Arkansas downed Ole Miss 110-80 Wednesday night in Fayetteville. Senior Marshall Henderson led the Rebels with 15 points, while junior Jarvis Summers added 11 points.

Anthlon Bell scored a career-high 23 points for the Razorbacks.

Bell and Mardracus Wade, who finished with a season-high 18 points, combined to hit 12 of Arkansas' 17 3-pointers - matching the school's mark for most made in an SEC game.

The Razorbacks led by as many as 43 points in the second half.

The Razorbacks trailed 17-16 early in the game after a Summers' jumper, but Bell - who topped his previous career high of 19 points - followed with a 3-point barrage that left Arkansas up 56-34 at halftime.

Bell, who finished 7-of-10 shooting on 3-pointers, scored 14 of the Razorbacks' next 17 points after the Rebels went ahead. The sophomore did so by hitting 4-of-5 3-pointers during the stretch, and his 23 points overall came in just 12 minutes of action.

Wade was 5-of-7 on 3-pointers on his way to a season high in points. The Razorbacks finished 17-of-30 overall from behind the arc.

Official Basketball Box Score - Game Totals - Final Statistics
Ole Miss vs Arkansas
03/05/14 7:00 p.m. at Fayetteville, Ark. (Bud Walton Arena)

Ole Miss 80 - 17-13, 8-9 SEC

#	Player	Total		3-Ptr		Rebounds			PF	TP	A	TO	Blk	Stl	Min
		FG-FGA	FG-FSA	FT-FTA	Off	Def	Tot								
11	Saiz, Sebastian	f	3-5	0-0	4-7	2	3	5	1	10	1	2	0	0	20
13	Perez, Anthony	f	3-8	0-2	4-7	2	5	7	1	10	1	3	0	1	22
01	Newby, Martavious	g	3-7	2-3	0-0	0	4	4	1	8	2	1	0	0	23
22	Henderson, Marshall	g	6-15	3-11	0-0	0	4	4	1	15	1	5	0	1	28
32	Summers, Jarvis	g	4-14	1-5	2-2	0	0	0	1	11	2	4	0	0	31
04	Cox, Demarco	g	2-3	0-0	1-2	2	2	4	2	5	0	0	0	0	12
10	White, LaDarius	g	3-10	2-5	0-0	1	3	4	2	8	4	2	0	2	21
23	Coleby, Dwight	g	2-3	0-0	1-2	4	3	7	1	5	0	0	0	0	17
24	Jossuar, Jaroni	g	2-7	0-3	4-6	4	3	7	3	8	0	0	0	1	11
34	Jones, Aaron	g	0-3	0-0	0-0	2	2	4	2	0	0	1	2	0	14
Team						3	0	3							
Totals			28-75	8-29	16-26	20	29	49	15	80	11	18	2	5	200
FG % 1st Half:		14-36	40.0%	2nd half:	14-40	35.0%	Game:		28-75	37.3%	Deadball				
3FG % 1st Half:		4-14	28.6%	2nd half:	4-15	26.7%	Game:		8-29	27.6%	Rebounds				7
FT % 1st Half:		2-4	50.0%	2nd half:	14-22	63.6%	Game:		16-26	61.5%					

Arkansas 110 - 21-9, 10-7 SEC

#	Player	Total		3-Ptr		Rebounds			PF	TP	A	TO	Blk	Stl	Min
		FG-FGA	FG-FSA	FT-FTA	Off	Def	Tot								
04	CLARKE, Cory	f	5-7	2-2	1-1	0	2	2	2	13	2	0	1	3	18
10	PORTIS, Bobby	f	1-4	0-0	2-2	0	6	6	1	4	5	0	3	3	21
01	WADE, Mardracus	g	6-8	5-7	1-2	0	2	2	4	18	3	0	0	0	18
03	SCOTT, Ricky	g	0-2	0-1	2-2	0	1	1	2	2	2	2	0	0	16
12	GULLEY, Fred	g	1-3	0-1	0-0	1	1	2	1	2	2	0	0	0	19
00	MAIDEN, Rashad	g	5-8	1-4	3-3	1	2	3	0	14	7	1	0	3	19
02	HARRIS, Alondrae	g	4-6	1-1	4-4	0	0	0	4	13	2	1	0	0	13
05	BELL, Anthlon	g	8-11	7-10	0-0	0	1	1	0	23	0	0	0	1	12
20	HAYDAR, Kikka	g	1-2	1-2	0-0	1	1	2	1	3	2	0	0	0	11
21	WATKINS, Manuale	g	0-1	0-0	0-0	1	1	2	0	0	0	0	0	0	6
22	WILLIAMS, Jacorey	g	3-7	0-0	2-2	1	2	3	0	8	0	2	0	0	12
23	WAGNER, DeQuavious	g	0-3	0-0	0-0	0	0	0	1	0	1	0	0	0	5
24	QUALLS, Michael	g	3-12	0-2	2-2	1	1	2	1	8	1	0	0	1	16
34	KINGSLEY, Moses	g	0-3	0-0	2-2	3	5	8	4	2	0	0	2	1	14
Team						1	2	3							
Totals			37-77	17-30	19-20	10	27	37	21	110	27	6	6	12	200
FG % 1st Half:		10-30	33.3%	2nd half:	18-41	43.9%	Game:		37-77	48.1%	Deadball				
3FG % 1st Half:		0-10	0.0%	2nd half:	8-14	57.1%	Game:		17-30	56.7%	Rebounds				23
FT % 1st Half:		0-10	0.0%	2nd half:	10-10	100.0%	Game:		19-20	95.0%					

Officials: Ted Valentine (R), Mark Whitehead, Michael Roberts
Technical fouls: Ole Miss-None, Arkansas-None.
Attendance: 15882
Estimated Actual Attendance: 10,500

Score by periods	1st	2nd	Total
Ole Miss	34	46	80
Arkansas	56	54	110

LAST MEETING

Game 18 | Jan. 22, 2014
Ole Miss 63, Vanderbilt 52
Nashville, Tenn. | Memorial Gym

NASHVILLE, Tenn. - Jarvis Summers led the Rebels with 16 points and Anthony Perez added 13 as Ole Miss beat Vanderbilt 63-52 Wednesday night.

The Rebels now have won three straight overall and leave Memorial Gym with back-to-back wins in a place where they had won in only six of their first 55 visits.

Rod Odom scored a game-high 18 points for Vanderbilt. Damian Jones had 14.

The Rebels took a 29-20 lead into halftime and went up 33-20 in the opening minutes of the second half. But after a first half when Vanderbilt shot 29.2 percent, the Commodores hit nine of their first 17 in the second half. When James Siakam scored underneath with 6:10 left, that gave Vanderbilt its first lead since 3-0 at 46-45.

Aaron Jones hit a jumper putting the Rebels ahead to stay with 5:48 to go the first of 11 straight points. Marshall Henderson fed a pass to Perez for a layup. Then Odom lost the ball on the sideline leading to a scramble that ended with Henderson hitting a 3-pointer. Henderson then hit a second consecutive 3, pushing the lead to 55-46 with 3:57 left, and celebrated with a big fist pump in front of the Vanderbilt student section that had been booing him all night long when he touched the ball.

The Rebels easily finished off the win.

The Commodores scored eight straight to pull within 33-28 on a layup by Kyle Fuller. When Odom hit a 3-pointer with 12:31 left to pull Vandy within 37-33, that brought the fans to life for the first time all night. His jumper with 8:05 capped a 6-0 spurt and tied up the Rebels at 41 with 8:05 remaining in the first of three ties.

Official Basketball Box Score - Game Totals - Final Statistics
Ole Miss vs Vanderbilt
01/22/14 8 p.m. at Nashville, Tenn. (Memorial Gym)

Ole Miss 63 - 13-5, 4-1 SEC

#	Player	Total		3-Ptr		Rebounds			PF	TP	A	TO	Blk	Stl	Min
		FG-FGA	FG-FSA	FT-FTA	Off	Def	Tot								
11	Saiz, Sebastian	f	1-6	0-0	0-0	2	6	8	1	2	0	2	0	1	20
34	Jones, Aaron	f	3-9	0-1	2-4	8	2	10	3	8	0	1	5	3	35
10	White, LaDarius	g	4-11	2-4	1-3	0	4	4	1	11	0	1	0	0	26
22	Henderson, Marshall	g	4-15	3-10	0-0	1	5	6	1	11	3	1	0	2	30
32	Summers, Jarvis	g	7-14	0-0	2-3	0	1	1	1	16	4	2	0	4	36
01	Newby, Martavious	g	1-1	0-0	0-0	0	1	1	1	2	0	0	0	2	6
03	Millinghaus, Derrick	g	0-2	0-0	0-0	0	0	0	0	0	1	1	0	1	7
04	Cox, Demarco	g	0-1	0-0	0-0	1	2	3	4	0	0	1	0	0	10
13	Perez, Anthony	g	5-9	1-3	2-2	3	2	5	1	13	1	0	1	1	28
23	Coleby, Dwight	g	0-1	0-0	0-0	2	2	2	0	0	0	0	0	0	2
Team						3	1	4							
Totals			25-69	6-18	7-12	20	24	44	14	63	9	9	6	14	200
FG % 1st Half:		13-37	35.1%	2nd half:	12-22	37.9%	Game:		25-69	36.2%	Deadball				
3FG % 1st Half:		3-11	27.3%	2nd half:	3-7	42.9%	Game:		6-18	33.3%	Rebounds				2
FT % 1st Half:		0-0	0.0%	2nd half:	7-12	58.3%	Game:		7-12	58.3%					

Vanderbilt 52 - 9-8, 1-4 SEC

#	Player	Total		3-Ptr		Rebounds			PF	TP	A	TO	Blk	Stl	Min
		FG-FGA	FG-FSA	FT-FTA	Off	Def	Tot								
00	ODOM, Rod	f	7-14	3-9	1-3	2	1	3	2	18	1	1	1	0	40
35	SIKAM, James	f	3-5	0-0	1-2	5	5	10	4	7	0	1	3	0	30
30	JONES, Damian	c	4-14	0-0	6-10	3	7	10	4	14	0	4	1	0	33
11	FULLER, Kyle	g	2-10	0-6	1-2	1	8	9	0	5	5	4	1	1	40
24	PARKER, Dai-Jon	g	1-5	0-3	0-0	0	4	4	2	2	4	4	1	0	40
03	KORNET, Luke	g	2-4	0-2	0-0	0	1	1	1	4	0	2	2	0	13
34	MOATS, Shelby	g	1-1	0-0	0-0	0	1	1	0	2	0	1	0	1	4
Team						2	0	2							
Totals			20-53	3-20	9-17	13	27	40	13	52	10	17	9	2	200
FG % 1st Half:		7-24	29.2%	2nd half:	13-29	44.8%	Game:		20-53	37.7%	Deadball				
3FG % 1st Half:		2-9	22.2%	2nd half:	1-11	9.1%	Game:		3-20	15.0%	Rebounds				4
FT % 1st Half:		4-7	57.1%	2nd half:	5-10	50.0%	Game:		9-17	52.9%					

Officials: Ted Valentine, Jeffrey Anderson, Leslie Jones
Technical fouls: Ole Miss-Perez, Anthony, Vanderbilt-None.
Attendance: 8952

Score by periods	1st	2nd	Total
Ole Miss	29	34	63
Vanderbilt	20	32	52

Points	In	Off	2nd	Fast	Bench
UN	Paint	TPO	Chance	Break	
Ole Miss	30	16	15	9	13
Vanderbilt	24	9	8	2	6

Lost FG - UN 2nd-00:04, VU 2nd-00:24.
Largest lead - UN by 13 2nd-17:37, VU by 8 3rd-19:42.

Score tied - 3 times.
Lead changed - 3 times.

GAME-BY-GAME RECAPS

Game 1 | Nov. 8, 2013
Ole Miss 69, Troy 54
Oxford, Miss. | Tad Smith Coliseum

OXFORD, Miss. - Jarvis Summers scored a career-high 28 points as Ole Miss coasted past Troy 69-54 in the season opener Friday at Tad Smith Coliseum.

Summers was 9 of 11 in the first half, including three shots from three-point range as the Rebels built an insurmountable 39-26 halftime lead. Derrick Millinghaus added 13 points, 10 in the second half, as Ole Miss controlled the season opener for both schools.

The Rebels needed the first half outburst from Summers. Troy challenged early, pulling into an 11-11 tie as Thomas capped a 6-0 run with a layup with 13 minutes remaining. The Trojans managed only two other field goals for the remainder of the half, finishing 7 of 22 from the field.

Ole Miss answered with an 18-2 run to build what became an insurmountable 29-13 lead. Summers accounted for 15 of the points in the decisive surge as the Rebels built a 39-26 halftime lead.

The Rebels led by as many as 18 points in the opening five minutes in the second half, 51-33. Millinghaus, with 10 second half points, hit a twisting layup with 15:46 left to provide the game's largest margin.

Troy pulled within 59-49 with 7:47 left on a jumper by Thomas, but failed to convert two ensuing possessions to get within single digits. Summers responded with a rare four-point play, converting the free throw after a three-point shot, for a 63-49 lead with 6:39 left and Troy never closer than 12 points again.

The Rebels out-rebounded Troy 53-38 with Aaron Jones pulling down a game-high 13. The decisive margin on the boards allowed the Rebels to take 23 more shots than Troy, finishing 25 of 72 for 34.7 percent from the field.

Troy got 11 points apiece from Tevin Calhoun and Kevin Thomas. The Trojans were 17 of 49 for 34.7 percent from the field and 16 of 25 for 64 percent from the free throw line.

Official Basketball Box Score - Game Totals - Final Statistics

Troy vs Ole Miss
11/8/13 7:30 PM at Oxford, Miss./Tad Smith Coliseum

Troy 54 - 0-1

#	Player	Total			3-Ptr			Rebounds			PF	TP	A	TO	Blk	Stl	Min
		FG	FGA	FT	FTA	Off	Def	Total									
22	Calhoun, Tevin	f	4-12	1-5	2-4	1	3	4	4	11	1	0	1	0	0	31	
33	Hinton, Wes	f	2-6	1-4	0-0	0	5	5	3	5	0	3	0	1	1	25	
01	Myers, Antoine	g	4-8	0-0	0-2	1	6	7	4	8	3	5	0	2	29		
03	Mullahey, Jeff	g	1-2	1-2	4-4	2	3	5	3	7	2	1	0	0	29		
11	Williams, Hunter	g	1-7	1-5	1-2	0	2	2	1	4	2	3	0	0	38		
04	Ford, Kelton	g	0-1	0-0	6-7	0	0	0	1	6	1	0	0	0	8		
12	Honny, JC	g	1-3	0-1	0-0	0	1	1	1	2	0	0	0	0	9		
25	Thomas, Kevin	g	4-9	0-0	3-6	4	3	7	3	11	0	2	0	0	27		
32	Warren, Josh	g	0-1	0-0	0-0	0	0	0	1	0	0	0	0	0	4		
Team			2		5		7										
Totals			17-49	4-17	16-25	10	28	38	21	54	9	15	1	3	200		

FG % 1st Half: 7-22 31.8% 2nd half: 10-27 37.0% Game: 17-40 42.5%
 3FG % 1st Half: 2-8 25.0% 2nd half: 2-9 22.2% Game: 4-17 23.5%
 FT % 1st Half: 10-13 76.9% 2nd half: 6-12 50.0% Game: 16-25 64.0%

Ole Miss 69 - 1-0

#	Player	Total			3-Ptr			Rebounds			PF	TP	A	TO	Blk	Stl	Min
		FG	FGA	FT	FTA	Off	Def	Total									
34	Jones, Aaron	f	2-7	0-0	2-5	8	5	13	2	6	0	0	1	1	31		
04	Cox, Demarco	c	2-6	0-0	2-4	2	5	7	2	6	1	0	1	1	24		
01	Newby, Marvianus	g	1-4	0-2	3-4	2	3	5	2	5	1	1	0	3	20		
03	Millinghaus, Derrick	g	5-15	1-7	2-5	0	0	0	2	13	1	3	0	2	26		
32	Summers, Jarvis	g	10-19	5-10	3-3	2	3	5	2	28	1	3	1	0	35		
10	White, LaDarius	g	1-8	0-5	0-0	0	4	4	3	2	4	0	0	0	22		
11	Saiz, Sebastian	g	3-7	0-0	0-0	4	2	6	3	6	0	2	1	0	18		
13	Perez, Anthony	g	1-6	0-4	1-2	1	4	5	4	3	2	1	0	1	18		
23	Coleby, Dwight	g	0-0	0-0	0-0	2	0	2	3	0	1	2	1	0	6		
Team			5		1		6										
Totals			25-72	6-28	13-23	26	27	53	23	69	11	12	5	8	200		

FG % 1st Half: 16-43 37.2% 2nd half: 9-29 31.0% Game: 25-72 34.7%
 3FG % 1st Half: 5-16 31.3% 2nd half: 1-12 8.3% Game: 6-28 21.4%
 FT % 1st Half: 2-8 25.0% 2nd half: 11-17 64.7% Game: 13-23 56.5%

Officials: Pat Adams, Marc Elford, Matthew Drisk
 Technical fouls: Troy-None; Ole Miss-None.
 Attendance: 8800

Score by periods	1st	2nd	Total
Troy	26	28	54
Ole Miss	39	30	69

Lead FG - TROY 2nd-01:42, UM 2nd-02:55.
 Largest lead - TROY by 2 1st-03:34, UM by 19 2nd-14:10.

	In	Out	2nd	Fast	Break	Bench
TROY	26	7	30	2	0	0
UM	30	12	30	5	11	

Score tied - 2 times.
 Lead changed - 1 time.

Game 2 | Nov. 16, 2013
Ole Miss 72, Coastal Carolina 70
Conway, S.C. | The HTC Center

CONWAY, S.C. - Anthony Perez hit a pair of free throws with 4.4 seconds remaining to push Ole Miss past Coastal Carolina 72-70 Saturday night.

Marshall Henderson had 19 points, including 14 in the second half as the Rebels overcame a halftime deficit.

The Rebels (2-0) led just 60-58 with 4:03 to go when Henderson buried a 3-point-er. Then after the Rebels missed a shot on the next possession, he stole a pass in the backcourt and dunked it to put Ole Miss up 65-58 with just over three minutes to go.

But the game wasn't over yet. Henderson's teammates would miss five of their next eight free throws and Henderson got the ball stolen from him as he tried to dribble around several players with Ole Miss up 66-61 with 1:24 left.

Coastal Carolina (1-2) had a chance to tie with nine seconds left, but Josh Cameron's 3-point attempt rattled in and out. Perez then hit two free throws, making Cameron's 3 at the buzzer meaningless.

Henderson's 19 points led all scorers. He was 6-of-16 from the field and 4-of-8 on 3-pointers. He had four steals, three turnovers and no assists.

Cameron scored 16 for Coastal Carolina, making three of his seven 3-pointers. Warren Gillis also had 16 points before fouling out late.

Jarvis Summers scored 14 points and Derrick Millinghaus added 12 points for Ole Miss.

The Rebels shot just 60 percent (24-of-40) from the foul line, but shot 16 more free throws and made 11 more foul shots than the Chanticleers.

Henderson was rusty to start, missing his next six shots and going just 1-of-7 from the field in the first half. He made five of his nine shots in the second half, including three of five 3s.

Official Basketball Box Score - Game Totals - Final Statistics

Ole Miss vs Coastal Carolina Uni
11/16/13 7:00 p.m. at The HTC Center (Conway, S.C.)

Ole Miss 72 - 2-0

#	Player	Total			3-Ptr			Rebounds			PF	TP	A	TO	Blk	Stl	Min
		FG	FGA	FT	FTA	Off	Def	Total									
34	Jones, Aaron	f	4-5	0-0	3-4	1	3	4	1	11	0	0	4	1	34		
04	Cox, Demarco	c	0-1	0-0	1-2	2	2	4	4	1	0	2	1	1	19		
01	Newby, Marvianus	g	0-0	0-0	0-2	0	1	1	1	0	2	0	0	1	11		
03	Millinghaus, Derrick	g	4-10	2-5	2-5	0	5	5	2	12	2	2	0	0	30		
32	Summers, Jarvis	g	4-5	1-2	5-8	0	0	0	4	14	5	2	0	0	20		
10	White, LaDarius	g	0-4	0-2	2-2	0	5	5	0	2	0	2	0	0	13		
11	Saiz, Sebastian	g	0-3	0-0	2-2	0	6	6	2	2	1	1	1	1	19		
13	Perez, Anthony	g	2-6	1-2	5-9	0	5	5	2	10	0	1	3	1	21		
22	Henderson, Marshall	g	6-16	4-8	3-4	0	4	4	1	19	0	3	0	4	28		
23	Coleby, Dwight	g	0-0	0-0	1-2	0	1	1	2	1	0	1	0	0	4		
24	Joeseau, Jarvis	g	0-0	0-0	0-0	0	1	1	1	0	0	1	0	0	1		
Team			3		2		5										
Totals			20-50	8-19	24-40	6	35	41	20	72	10	15	9	9	200		

FG % 1st Half: 9-30 30.0% 2nd half: 11-20 55.0% Game: 20-50 40.0%
 3FG % 1st Half: 3-9 33.3% 2nd half: 5-10 50.0% Game: 8-19 42.1%
 FT % 1st Half: 6-12 50.0% 2nd half: 18-28 64.3% Game: 24-40 60.0%

Coastal Carolina Uni 70 - 1-2

#	Player	Total			3-Ptr			Rebounds			PF	TP	A	TO	Blk	Stl	Min
		FG	FGA	FT	FTA	Off	Def	Total									
00	GILLIS, Warren	f	5-14	0-4	6-8	0	4	4	5	16	1	2	0	2	30		
12	ENANGA, Michel	f	2-6	0-2	2-3	0	6	6	3	6	1	2	2	2	33		
11	NDIEGUENE, El Hadji	c	3-5	0-0	0-0	2	5	7	5	6	1	0	0	0	35		
05	SMITH, Eric	g	2-6	1-3	0-0	1	2	3	1	5	0	1	0	0	31		
22	WILSON, Elijah	g	5-14	1-7	3-8	2	5	7	3	14	1	1	0	0	37		
03	CAMERON, Josh	g	6-15	3-7	1-2	2	3	5	2	16	5	1	0	3	27		
13	LJESKOVIC, Uros	g	0-2	0-0	0-0	0	0	0	2	0	0	1	0	0	4		
21	CURTIS, Tristan	g	2-2	0-0	1-2	2	3	5	1	5	1	0	1	0	7		
25	DIACONE, Radou	g	0-1	0-1	0-0	0	1	1	1	0	0	2	0	0	4		
30	RAY-ST CYR, Colton	g	1-5	0-3	0-1	1	4	5	5	2	0	2	1	0	16		
Team			4		1		5										
Totals			26-70	5-27	13-24	14	34	48	28	70	10	12	4	7	200		

FG % 1st Half: 11-37 29.7% 2nd half: 15-33 45.5% Game: 26-70 37.1%
 3FG % 1st Half: 2-12 16.7% 2nd half: 3-15 20.0% Game: 5-27 18.5%
 FT % 1st Half: 6-11 54.5% 2nd half: 7-13 53.8% Game: 13-24 54.2%

Officials: Sean Casady, Tony Henderson, Anthony Jordan
 Technical fouls: Ole Miss-None; Coastal Carolina Uni-None.
 Attendance: 3241

Score by periods	1st	2nd	Total
Ole Miss	27	45	72
Coastal Carolina Uni	30	40	70

GAME-BY-GAME RECAPS

Game 5 | Nov. 29, 2013
Ole Miss 77, Georgia Tech 67
Brooklyn, N.Y. | Barclays Center

BROOKLYN, N.Y. - Derrick Millinghaus poured in 16 points and Demarco Cox posted his second double-double of the season with 15 points and 13 boards as Ole Miss routed Georgia Tech 73-53 Friday to advance to the championship game of the Barclays Center Classic.

Marshall Henderson added 15 points for the Rebels, which improved to 5-0 this season. Ole Miss took control with an 18-7 run spanning 6:08 in the first half. Henderson started the run with consecutive three pointers, and he later added a third made three.

Solomon Poole led Georgia Tech with 24 points. Robert Carter Jr. had 11 points and 13 rebounds. Trae Golden and Marcus Georges-Hunt chipped in with 10 points apiece.

Georgia Tech will play in the early season tournament's consolation game tomorrow. The Yellow Jackets fell to 5-2.

Henderson shot 5-of-15 from the field, including 4-for-14 from the 3-point line, in 27 minutes. At the half, the Rebels led 35-21 on 40.6 percent shooting from the field, including 46.2 percent from three.

By comparison, Georgia Tech only made 7 of 34 shots from the field in the first half, and were 1 for 10 from three point range. The Yellow Jackets shooting improved in the second half, as they made 16 of 29 from the field and 6 of 10 from three.

Ole Miss' lead grew to as much as 21 points in the second half. The Rebels finished the game shooting 43.5 percent from the field.

Official Basketball Box Score - Game Totals - Final Statistics
Georgia Tech vs Ole Miss
11/29/13 4:32 p.m. at Brooklyn, N.Y. (Barclays Center)

##	Player	Total			3-Ptr			Rebounds			PF	TP	A	TO	Blk	Stl	Min
		FG	FGA	FT	FTA	Off	Def	Total									
03	Georges-Hunt, Marcus	f	3-8	0-2	4-4	2	3	5	3	10	0	2	1	2	25		
04	Carter Jr., Robert	f	3-9	1-2	4-7	4	9	13	1	11	0	3	0	1	25		
06	Miller, Daniel	c	1-2	0-0	0-0	0	5	5	1	2	2	0	1	0	26		
11	Bolden, Chris	g	1-8	0-2	1-2	0	1	1	0	3	1	0	0	0	25		
23	Golden, Trae	g	4-12	1-4	1-3	1	5	6	2	10	5	1	0	0	33		
01	Poole Jr., Stacey	g	0-0	0-1	0-0	0	0	0	0	2	0	2	0	0	9		
02	Stephens, Quinton	g	9-16	5-9	1-3	0	0	0	2	24	2	0	0	1	23		
12	Stephens, Quinton	g	0-0	0-0	0-0	1	1	2	0	2	1	0	2	11			
24	Halsey, Kameron	g	1-4	0-0	3-3	1	3	4	2	5	0	3	0	0	16		
30	Heyward, Corey	g	0-0	0-0	0-0	0	0	0	3	0	2	0	0	1	7		
	Team					6	0	6									
	Totals		23-63	7-20	14-22	15	27	42	16	67	14	12	2	7	200		
	FG % 1st Half:	7-34	20.6%	2nd half:	16-29	55.2%	Game:	23-63	36.5%								
	3FG % 1st Half:	1-10	10.0%	2nd half:	6-10	60.0%	Game:	7-20	35.0%								
	FT % 1st Half:	6-8	75.0%	2nd half:	8-14	57.1%	Game:	14-22	63.6%								

Ole Miss 77 = 5-0

##	Player	Total			3-Ptr			Rebounds			PF	TP	A	TO	Blk	Stl	Min
		FG	FGA	FT	FTA	Off	Def	Total									
34	Jones, Aaron	f	0-4	0-0	0-0	1	5	6	4	0	1	2	4	1	24		
04	Cox, Demarco	c	6-9	0-0	3-5	5	8	13	4	15	0	0	1	0	33		
01	Newby, Martavious	g	1-1	0-0	0-0	1	1	2	3	2	2	0	0	0	13		
03	Millinghaus, Derrick	g	5-13	1-1	5-6	0	3	3	1	16	2	2	0	1	29		
32	Summers, Jarvis	g	1-3	1-2	3-4	0	4	4	4	6	1	2	0	1	18		
10	White, LaDarius	g	2-7	0-1	2-2	0	0	0	1	6	2	1	1	0	17		
11	Saiz, Sebastian	g	3-3	0-0	1-2	3	2	5	3	7	1	0	1	0	15		
13	Perez, Anthony	g	3-5	2-3	0-0	0	2	2	1	8	0	2	2	0	20		
22	Henderson, Marshall	g	5-16	4-14	1-2	1	1	2	0	15	3	1	0	3	27		
23	Coleby, Dwight	g	1-1	0-0	0-0	0	0	0	0	2	0	0	1	0	4		
	Team					1	2	3									
	Totals		27-62	8-21	15-21	12	28	40	21	77	12	10	6	200			
	FG % 1st Half:	13-32	40.6%	2nd half:	14-30	46.7%	Game:	27-62	43.5%								
	3FG % 1st Half:	6-13	46.2%	2nd half:	3-8	37.5%	Game:	9-21	42.9%								
	FT % 1st Half:	3-5	60.0%	2nd half:	12-16	75.0%	Game:	15-21	71.4%								

Officials: Ted Valentine, Gerry Pollard, Wally Kuznetz
 Technical fouls: Georgia Tech-None, Ole Miss-None.
 Attendance:
 Barclays Center Classic Presented by Continental Tire

Score by periods	1st	2nd	Total
Georgia Tech	21	46	67
Ole Miss	35	42	77

Lead FG - OT 2nd-08:09, MISS 2nd-09:29.
 Largest lead - OT by 8 1st-14:46, MISS by 21 2nd-07:30.

Points	In	Off	2nd	Fast	Bench
OT	Paint	T/O	Chance	Break	
MISS	26	12	14	10	31
					38

Score tied - 4 times.
 Lead changed - 2 times.

Game 6 | Nov. 30, 2013
Ole Miss 79, Penn State 76
Brooklyn, N.Y. | Barclays Center

BROOKLYN, N.Y. - Marshall Henderson and Jarvis Summers both scored 19 points, combining for 11 of Ole Miss' last 12 points, as the undefeated Rebels knocked off Penn State 79-76 Saturday in the championship game of the Barclays Center Classic.

Henderson gave the Rebels the lead for good at 69-68 on a drive with 5:36 to play. That was the start of the run by he and Summers.

D.J. Newbill got Penn State within 75-74 with a vicious dunk on the break after a Rebels' turnover, but Henderson made three free throws with 1:14 left to make it a four-point lead.

Newbill had 23 points to lead Penn State (6-2), which had a five-game winning streak snapped. Ross Travis had 17 points and 13 rebounds for the Nittany Lions, but Tim Frazier, who had 29 points in the 89-82 semifinal win over St. John's, was held to nine points on 3-for-13 shooting. Frazier had 10 assists.

Both teams had strong efforts from 3-point range. Ole Miss, which came in shooting 37.6 percent from beyond the arc, was 11 of 24 (45.8 percent), making 8 of 12 in the first half when it took a 44-39 lead. The Nittany Lions were 9 of 22 (40.9 percent) from 3-point range, over the 38.6 percent they were shooting entering the game. They made 5 of 10 3-point attempts in the first half.

Official Basketball Box Score - Game Totals - Final Statistics
Penn State vs Ole Miss
11/30/13 5:00 p.m. at Brooklyn, N.Y. (Barclays Center)

Penn State 76 = 6-2

##	Player	Total			3-Ptr			Rebounds			PF	TP	A	TO	Blk	Stl	Min
		FG	FGA	FT	FTA	Off	Def	Total									
06	Jack, Donovan	f	3-3	1-1	1-2	1	1	2	5	8	0	3	2	1	19		
10	Taylor, Brandon	f	3-8	2-5	0-0	1	4	5	1	8	1	0	3	0	32		
43	Travis, Ross	f	5-10	1-2	6-10	5	8	13	0	17	0	3	0	0	37		
02	Newbill, D.J.	g	10-14	3-5	0-0	1	3	4	5	23	1	1	1	1	34		
23	Frazier, Tim	g	3-13	1-3	2-4	0	5	5	2	9	10	1	0	2	37		
03	Woodward, Graham	g	1-3	1-3	0-0	0	2	2	0	3	2	0	0	1	16		
31	Roberts, Alkan	g	2-7	0-3	2-2	1	2	3	2	6	1	1	0	0	20		
13	Thorpe, Geno	g	1-1	0-0	0-0	0	1	1	0	2	0	0	0	0	5		
	Team					0	2	2									
	Totals		28-59	9-22	11-18	9	28	37	15	76	15	9	6	5	200		
	FG % 1st Half:	13-24	54.2%	2nd half:	15-35	42.9%	Game:	28-59	47.5%								
	3FG % 1st Half:	5-10	50.0%	2nd half:	4-12	33.3%	Game:	9-22	40.9%								
	FT % 1st Half:	8-11	72.7%	2nd half:	3-7	42.9%	Game:	11-18	61.1%								

Ole Miss 79 = 6-0

##	Player	Total			3-Ptr			Rebounds			PF	TP	A	TO	Blk	Stl	Min
		FG	FGA	FT	FTA	Off	Def	Total									
34	Jones, Aaron	f	3-6	0-0	0-0	1	2	3	3	6	0	0	4	0	27		
04	Cox, Demarco	c	3-5	0-0	1-5	4	4	8	2	7	0	0	3	1	24		
01	Newby, Martavious	g	2-2	1-1	0-0	0	3	3	2	5	1	0	0	0	18		
03	Millinghaus, Derrick	g	6-16	2-6	0-1	0	1	1	0	14	3	2	0	2	30		
32	Summers, Jarvis	g	7-10	3-4	2-5	0	4	4	4	19	5	0	0	1	27		
10	White, LaDarius	g	2-5	1-3	0-0	1	0	1	0	5	4	0	0	0	16		
11	Saiz, Sebastian	g	1-3	0-0	1-2	3	6	9	2	3	1	1	1	1	20		
13	Perez, Anthony	g	0-2	0-1	1-2	0	4	4	1	1	0	2	0	0	9		
22	Henderson, Marshall	g	6-14	4-9	3-3	0	0	1	19	2	2	0	0	0	22		
23	Coleby, Dwight	g	0-2	0-0	0-0	0	2	2	0	0	0	0	1	0	7		
	Team					1	2	3									
	Totals		30-65	11-24	8-18	12	26	38	17	79	16	7	9	5	200		
	FG % 1st Half:	17-34	50.0%	2nd half:	13-31	41.9%	Game:	30-65	46.2%								
	3FG % 1st Half:	8-12	66.7%	2nd half:	3-12	25.0%	Game:	11-24	45.8%								
	FT % 1st Half:	2-5	40.0%	2nd half:	6-13	46.2%	Game:	8-18	44.4%								

Officials: Ted Valentine, Gerry Pollard, Don Daily
 Technical fouls: Penn State-None, Ole Miss-None.
 Attendance: 3088
 Barclays Center Classic Presented by Continental Tire
 All-Tournament Team: Okafor (STJ), Frazier (PSU), Newbill (PSU), Millinghaus (MISS), Cox (MISS)
 Tournament MVP: Demarco Cox (MISS)

Score by periods	1st	2nd	Total
Penn State	39	37	76
Ole Miss	44	35	79

Points	In	Off	2nd	Fast	Bench
PSU	Paint	T/O	Chance	Break	
MISS	34	12	9	6	11
					28

Lead FG - PSU 2nd-00:01, MISS 2nd-03:07.
 Largest lead - PSU by 7 2nd-12:29, MISS by 13 1st-11:44.

Score tied - 4 times.
 Lead changed - 8 times.

GAME-BY-GAME RECAPS

Game 7 | Dec. 5, 2013
Kansas State 61, Ole Miss 58
Manhattan, Kan. | Bramlage Coliseum

MANHATTAN, Kan. - Junior Jarvis Summers scored 18 points and senior Marshall Henderson added 13 as the Rebels fell 61-58 to Kansas State in the Big 12/SEC Challenge on Thursday.

Marcus Foster and Thomas Gipson led Kansas State with 15 points each, and Marshall Henderson's go-ahead 3-point try with 2 seconds left missed, allowing the Wildcats to hang on for the victory.

Henderson's fade-away 3-pointer with 28.8 seconds left got the Rebels within 59-58, but Will Spradling made one of two free throws to give Kansas State a cushion.

Ole Miss raced the ball up court, and Derrick Millinghaus got the ball in the hands of Henderson, who let go with a tightly guarded 3-pointer from the wing that missed.

Henderson's only basket of the half came on a layup with 7:37 left to get Ole Miss within 19-18, but the Wildcats answered with a bucket and two free throws at the other end. When the Rebels pulled even at 25-all later in the half, Kansas State scored the next four points again.

Summers' basket just before the buzzer got the Rebels within 31-29 at the break.

The game remained tight throughout the second half, neither team able to create much separation. Henderson connected from deep with 5:37 left to knot the game 49-all. Sebastian Saiz's putback and Cox's basket in the paint gave the Rebels a four-point lead, their biggest to that point in the game.

The Wildcats slowly regained the lead from the foul line, despite making one of two on just about every trip, and Foster's 3-pointer with 1:22 remaining gave them a 57-3 lead.

Jones answered with a putback at the other end for Ole Miss, and Shane Southwell was there to pick up a loose ball and scoop in a basket for Kansas State to restore a 59-55 lead with 36 seconds left. Henderson let loose a 3-pointer that splashed through the net with 28.8 seconds remaining.

Official Basketball Box Score - Game Totals - Final Statistics
Ole Miss vs Kansas State
12/5/13 8 p.m. CT at Manhattan, Kan. - Bramlage Coliseum

Ole Miss 58 • 6-1

#	Player	Total			3-Ptr			Rebounds			PF	TP	A	TO	Blk	Stl	Min.
		FG	FGA	FT	FTA	FG	FGA	FT	FTA	Off							
34	Jones, Aaron	f	2-7	0-0	0-0	7	2	9	4	4	0	2	3	1	22		
42	Cox, Demarco	c	3-5	0-0	3-4	0	3	3	4	9	0	0	1	1	21		
01	Newby, Martavious	g	0-0	0-0	0-0	0	3	3	1	0	0	1	0	0	18		
03	Millinghaus, Derrick	g	3-10	0-2	0-2	2	0	2	1	6	3	1	1	2	25		
32	Summers, Jarvis	g	6-9	1-1	5-8	0	1	1	3	18	1	5	2	1	31		
10	White, LaDarius	g	2-4	0-1	0-0	0	3	3	2	4	1	1	0	0	19		
11	Saiz, Sebastian	g	1-2	0-0	0-0	3	5	8	3	2	0	0	1	2	24		
13	Perez, Anthony	g	1-2	0-1	0-0	0	2	2	4	2	1	1	0	0	12		
22	Henderson, Marshall	g	4-18	2-13	3-4	0	2	2	3	13	1	2	0	0	26		
23	Coleby, Dwight	g	0-1	0-0	0-0	0	1	1	1	0	0	0	1	0	2		
Team						1	3	4									
Totals			22-58	3-18	11-18	13	25	38	26	58	7	13	9	7	200		

FG % 1st Half:	12-28	42.9%	2nd half:	10-38	26.3%	Game:	22-58	37.9%	Deedball	
3FG % 1st Half:	1-7	14.3%	2nd half:	2-11	18.2%	Game:	3-18	16.7%	Rebounds	8
FT % 1st Half:	4-8	50.0%	2nd half:	7-10	70.0%	Game:	11-18	61.1%		

Kansas State 61 • 5-3

#	Player	Total			3-Ptr			Rebounds			PF	TP	A	TO	Blk	Stl	Min.
		FG	FGA	FT	FTA	FG	FGA	FT	FTA	Off							
28	Iwundu, Wesley	f	2-6	0-0	6-12	4	6	10	2	10	2	2	0	0	38		
42	Gipson, Thomas	f	6-7	0-0	3-4	1	5	6	3	15	0	3	2	0	32		
01	Southwell, Shane	g	2-10	0-5	4-6	2	5	7	2	8	4	2	1	2	38		
02	Foster, Marcus	g	5-16	2-6	3-6	1	4	5	4	15	2	5	2	1	37		
22	Spradling, Will	g	2-5	2-3	1-2	1	3	4	4	7	1	1	0	0	21		
11	Williams, Nino	g	0-1	0-0	0-0	0	0	0	0	0	0	0	0	0	2		
12	Lawrence, Omari	g	0-0	0-0	0-0	0	0	0	0	0	0	1	0	0	2		
23	Johnson, Nigel	g	2-6	0-2	2-4	2	3	5	2	6	3	0	0	1	22		
30	Johnson, D.J.	g	0-1	0-0	0-0	2	0	2	0	0	0	1	0	0	8		
Team						3	1	4									
Totals			19-52	4-16	19-34	16	27	43	17	61	12	15	5	4	200		

FG % 1st Half:	11-30	36.7%	2nd half:	8-22	36.4%	Game:	19-52	36.5%	Deedball	
3FG % 1st Half:	3-10	30.0%	2nd half:	1-6	16.7%	Game:	4-16	25.0%	Rebounds	7
FT % 1st Half:	6-7	85.7%	2nd half:	13-27	48.1%	Game:	19-34	55.9%		

Officials: Doug Simmons, Dan Dady, Keith Kimble
 Technical fouls: Ole Miss-None. Kansas State-None.
 Attendance: 11990

Score by periods	1st	2nd	Total
Ole Miss	29	29	58
Kansas State	31	30	61

	In	Off	2nd	Fast	Bench
Points	Paint	T/O	Chance	Break	
Ole Miss	34	12	12	8	21
Kansas State	22	11	11	11	6

Last FG - UM 2nd-00:29, KS 2nd-00:35.
 Largest lead - UM by 4 2nd-04:16, KS by 5 1st-14:39.

Score tied - 6 times.
 Lead changed - 6 times.

Game 8 | Dec. 8, 2013
No. 13 Oregon 115, Ole Miss 105 (OT)
Oxford, Miss. | Tad Smith Coliseum

OXFORD, Miss. - Senior Marshall Henderson hit a school-record 10 3-pointers and poured in a career-high 39 points, but it wasn't enough as Ole Miss fell to No. 13 Oregon 115-105 in overtime Sunday.

Mike Moser scored 24 points, Johnathan Loyd added 23 points and 15 assists and the Oregon Ducks made almost every shot they tossed toward the basket Sunday. No. 13 Oregon outlasted Ole Miss 115-105 in an entertaining overtime game that featured 15 lead changes, 14 ties and some ridiculous 3-point shooting from the Rebels.

Marshall Henderson had a career-high 39 points for Ole Miss (6-2). The 6-foot-2 guard made 11 of 27 shots from the field, including 10 of 23 from 3-point range.

The final minute of regulation was wild, with Ole Miss hitting three difficult 3-pointers in the last 40 seconds to climb out of an 86-80 hole. Henderson made two with a hand in his face and then Jarvis Summers nailed an off-balance 22-footer to tie it at 89 with 0.8 seconds left.

The Rebels even had a chance to win in regulation after Oregon threw its inbounds pass out of bounds, but Henderson's last gasp 3-pointer clanged off the rim.

Six Oregon players scored in double figures during an entertaining game that stayed close throughout. The Ducks shot 38 of 65 (58.5 percent) percent from the field, including 11 of 18 (61.1 percent) from 3-point range. They also made 17 of 18 free throws (94.4 percent) in overtime.

Moser scored 22 of his 24 points after halftime as Oregon shot a blistering 18 of 26 (69.2 percent) in the second half and 4 of 6 (66.7 percent) in overtime.

Official Basketball Box Score - Game Totals - Final Statistics
Oregon vs Ole Miss
12/8/13 4:00 p.m. at Oxford, Miss. (Tad Smith Coliseum)

Oregon 115 • 8-0

#	Player	Total			3-Ptr			Rebounds			PF	TP	A	TO	Blk	Stl	Min.
		FG	FGA	FT	FTA	FG	FGA	FT	FTA	Off							
00	Moser, Mike	f	8-13	3-5	5-6	1	9	10	2	24	3	5	0	1	41		
20	Austin, Waverly	c	0-0	0-0	0-0	0	0	0	4	0	0	0	0	0	6		
03	Young, Joseph	g	7-13	4-4	1-2	2	2	4	5	19	3	1	0	2	36		
10	Loyd, Johnathan	g	4-7	1-2	14-16	0	2	6	4	23	15	4	0	2	39		
21	Dotson, Darnyeen	g	6-13	1-4	0-0	1	5	2	1	13	2	0	1	0	26		
12	Calliste, Jason	g	3-6	2-3	5-6	0	3	3	3	13	2	0	0	1	31		
33	Arnard, Richard	g	4-5	0-0	1-2	0	3	3	4	9	0	0	0	2	21		
15	Abdul-Basit, Jalil	g	0-0	0-0	0-0	0	0	0	0	0	0	1	0	0	3		
23	Cook, Elgin	g	6-8	0-0	2-3	2	0	2	4	14	0	1	0	3	22		
Team						0	4	4									
Totals			38-65	11-18	28-35	6	28	34	27	115	25	15	1	11	225		

FG % 1st Half:	16-33	48.5%	2nd half:	18-26	69.2%	OT:	4-6	66.7%	Games:	38-65	58.5%	Deedball	
3FG % 1st Half:	3-9	33.3%	2nd half:	7-8	87.5%	OT:	1-1	100.0%	Games:	11-18	61.1%	Rebounds	7
FT % 1st Half:	2-4	50.0%	2nd half:	9-13	69.2%	OT:	17-18	94.4%	Games:	28-35	80.0%		

Ole Miss 105 • 6-2

#	Player	Total			3-Ptr			Rebounds			PF	TP	A	TO	Blk	Stl	Min.
		FG	FGA	FT	FTA	FG	FGA	FT	FTA	Off							
34	Jones, Aaron	f	3-5	0-1	0-0	7	2	9	3	6	1	0	2	1	39		
04	Cox, Demarco	c	4-6	0-0	2-4	3	4	7	3	10	4	2	1	33			
01	Newby, Martavious	g	0-0	0-0	0-1	0	2	2	0	0	1	0	0	15			
03	Millinghaus, Derrick	g	3-7	1-2	8-12	1	4	5	5	15	3	2	0	1	25		
32	Summers, Jarvis	g	4-12	2-3	2-2	0	1	1	4	12	4	1	0	0	27		
10	White, LaDarius	g	4-8	2-4	5-5	0	1	1	2	15	4	8	0	0	25		
11	Saiz, Sebastian	g	2-2	0-0	0-0	0	0	0	2	4	0	0	0	0	8		
13	Perez, Anthony	g	0-3	0-2	4-4	2	0	2	5	4	1	3	1	1	17		
22	Henderson, Marshall	g	11-27	10-23	7-10	0	2	2	4	39	2	0	0	0	36		
Team						2	5	7									
Totals			31-70	15-35	28-38	15	21	36	28	105	17	18	5	4	225		

FG % 1st Half:	14-31	45.2%	2nd half:	13-32	40.6%	OT:	4-7	57.1%	Games:	31-70	44.3%	Deedball	
3FG % 1st Half:	5-12	41.7%	2nd half:	6-17	35.3%	OT:	4-6	66.7%	Games:	15-35	42.9%	Rebounds	6
FT % 1st Half:	5-10	50.0%	2nd half:	19-20	95.0%	OT:	4-8	50.0%	Games:	28-38	73.7%		

Officials: Joe Lindsay, Doug Simmons, Mike Nance
 Technical fouls: Oregon-Arnard, Richard. Ole Miss-None.
 Attendance: 8212

Score by periods	1st	2nd	OT	Total
Oregon	37	52	26	115
Ole Miss	38	51	16	105

GAME-BY-GAME RECAPS

Game 9 | Dec. 14, 2013
Ole Miss 72, Middle Tennessee 63
Oxford, Miss. | Tad Smith Coliseum

OXFORD, Miss. - Jarvis Summers scored 25 points and Marshall Henderson added 15, as Ole Miss edged Middle Tennessee 72-63 Saturday afternoon.

The Rebels (7-2) took a 61-60 lead on Henderson's 3-pointer with 5:33 remaining and never trailed again. Henderson hit another big 3-pointer with 28.7 seconds remaining to give Ole Miss an insurmountable 69-63 lead.

Henderson was vital late, but Summers was the main offensive option early. The 6-foot-3 junior had an efficient night, making 7 of 11 shots from the field, including 3 of 5 from 3-point range. He was also 8 of 11 on free throws.

Middle Tennessee (7-3) was led by Shawn Jones, who scored 18 points and grabbed 15 rebounds. Neiko Hunter also scored 18 points.

Kennedy juggled the starting lineup after a two-game losing skid to Kansas State and Oregon. Henderson started his first game of the season after coming off the bench in the previous seven. LaDarius White also started for just the second time this year and added 11 points.

But the Rebels didn't trail for long and pushed ahead 30-19 on Henderson's 3-pointer with 4:01 remaining in the first half. Ole Miss took a 37-30 lead into halftime.

Henderson had eight points at halftime — a fairly slow start considering his 39-point outburst against Oregon last week. But he also had four assists, including several nice passes as the Rebels pushed ahead.

Ole Miss built its lead to 40-30 by early in the second half before Middle Tennessee began a methodical comeback. The Blue Raiders took a 50-48 lead on Tweety Knight's layup with 10:28 left.

But the Rebels didn't panic, and Henderson's 3-pointer for the 61-60 lead sparked the offense. Summers scored on a layup on the next possession and the Blue Raiders couldn't respond until it was too late.

Official Basketball Box Score - Game Totals - Final Statistics
Middle Tennessee vs Ole Miss
12/14/13 4 PM at Oxford, Miss./Tad Smith Coliseum

#	Player	Total			3-Ptr			Rebounds			PF	TP	A	T	Blk	Stl	Min
		FG	FGA	FT	FTA	Off	Def	Total									
01	HUNTER, Neiko	f	6-15	1-3	5-8	6	1	7	5	18	2	3	1	1	30		
12	JONES, Shawn	f	9-11	0-0	0-2	5	10	15	2	18	0	2	1	1	37		
30	UPSHAW, Reggie	f	1-5	0-2	0-0	0	1	1	3	2	0	0	0	13			
05	KNIGHT, Tweety	g	3-9	0-1	1-2	2	2	4	4	7	10	4	0	1	37		
04	HAMMONDS, Kerry	g	1-7	0-5	0-1	1	3	4	1	2	1	1	0	29			
23	PHILLIPS, Joshua	g	0-0	0-0	0-0	0	1	1	0	0	0	1	0	3			
10	KAYMOND, Jaquwan	g	2-4	2-3	2-2	0	4	4	2	6	1	3	1	15			
20	TARRANCE, Marcus	g	1-7	1-4	3-4	0	2	2	2	6	1	0	0	25			
42	ROZIER, Jacquez	g	1-2	0-0	0-2	2	1	3	2	2	0	0	0	11			
	Team					5	2	7									
Totals			24-60	4-18	11-21	21	27	48	21	63	15	14	3	3	200		
FG % 1st Half: 11-24		45.8%	2nd half: 13-30		43.3%	Game: 24-60		40.0%		Rebounds		5					
3FG % 1st Half: 3-11		27.3%	2nd half: 1-7		14.3%	Game: 4-18		22.2%		Rebounds		5					
FT % 1st Half: 5-11		45.5%	2nd half: 6-10		60.0%	Game: 11-21		52.4%		Rebounds		5					

Ole Miss 72 - 7-2

#	Player	Total			3-Ptr			Rebounds			PF	TP	A	T	Blk	Stl	Min
		FG	FGA	FT	FTA	Off	Def	Total									
34	Jones, Aaron	f	4-7	0-0	2-5	1	3	4	4	10	0	0	2	2	25		
04	Cox, Demarco	c	2-6	0-0	1-2	4	2	6	2	5	0	2	2	1	31		
10	White, LaDarius	g	4-9	0-2	3-3	0	4	4	2	11	1	0	0	31			
22	Henderson, Marshall	g	4-11	4-9	3-4	1	1	2	2	15	5	0	0	1	28		
32	Summers, Jarvis	g	7-11	3-5	8-11	0	3	3	4	25	3	5	0	2	33		
01	Newby, Martavious	g	0-1	0-0	0-0	0	0	0	2	0	1	0	0	10			
03	Millinghaus, Derrick	g	1-5	0-2	0-0	0	2	2	0	2	3	0	0	13			
11	Saiz, Sebastian	g	1-1	0-0	1-2	0	4	4	2	3	0	0	1	25			
13	Perez, Anthony	g	0-0	0-0	1-2	0	1	1	0	1	0	0	0	4			
	Team					1	0	1									
Totals			23-51	7-18	19-29	7	20	27	18	72	13	8	5	10	200		
FG % 1st Half: 13-28		46.4%	2nd half: 10-23		43.5%	Game: 23-51		45.1%		Rebounds		4					
3FG % 1st Half: 3-9		33.3%	2nd half: 7-18		38.9%	Game: 7-18		38.9%		Rebounds		4					
FT % 1st Half: 8-11		72.7%	2nd half: 11-18		61.1%	Game: 19-29		65.5%		Rebounds		4					

Officials: Ryan Gremore, Tim Goffin, Lee Carroll
 Technical fouls: Middle Tennessee-Monroe, Ole Miss-Monroe.
 Attendance: 6186

Score by periods	1st	2nd	Total
Middle Tennessee	30	33	63
Ole Miss	37	35	72

Last FG - MT 2nd-01:38, LM 2nd-00:05.
 Largest lead - MT by 6 2nd-09:05, LM by 11 1st-04:00.

Points	In	Off	2nd	Fast	Bench
MT	Point	TRC	Chance	Break	pts
UM	26	25	8	12	6

Score tied - 4 times.
 Lead changed - 8 times.

Game 10 | Dec. 18, 2013
Ole Miss 75, Louisiana-Monroe 62
Oxford, Miss. | Tad Smith Coliseum

OXFORD, Miss. - Senior Marshall Henderson scored 26 points and sparked a decisive 14-1 surge in the opening three minutes of the second half Wednesday as Ole Miss defeated Louisiana-Monroe 75-62.

Ole Miss (8-2) used three consecutive 3-point shots from Henderson in the decisive run to build an insurmountable 51-34 lead with 16:52 left. Henderson finished 6 of 13 from 3-point range and added three rebounds and two steals.

LaDarius White added 13 points, seven rebounds and seven assists for the Rebels, who shot 22 of 54, 40.7 percent, from the field. The Rebels led 37-33 at halftime and by as many as 20 points in the second half.

Louisiana-Monroe (3-3) was led by Amos Olatayo and Tylor Ongwae with 17 and 12 points, respectively. The Warhawks out rebounded Ole Miss 45-33, including a game-high 11 rebounds from Jayon James.

Ole Miss built an 11-6 lead in the opening six minutes, highlighted by the first of Henderson's 3-pointers. Louisiana-Monroe pulled into a tie on two occasions, the final time at 25-25 on a three-point play by RJ McCray with 6:12 left in the half.

The Rebels led 37-33 at halftime, finishing on the third of Henderson's 3-point shots. Henderson had 14 first half points and added three rebounds, a steal and an assist. Olatayo and Ongwae had 11 and 10 points, respectively, for the Warhawks in the half.

Louisiana-Monroe never closed within 13 points again. The game's biggest lead came on a 3-pointer from Anthony Perez for a 62-42 cushion with 10:56 left. Derrick Millinghaus, Jarvis Summers and Perez had eight points apiece to complement a balanced Ole Miss output.

The Warhawks pulled down 20 offensive rebounds but struggled from the field, finishing 25 of 66, 37.9 percent, and had 17 turnovers.

Ole Miss, on the strength of Henderson's six long-range bombs, finished 10 of 25, 40 percent, from long range and 21 of 27, 77.8 percent, from the free-throw line.

Official Basketball Box Score - Game Totals - Final Statistics
Louisiana Monroe vs Ole Miss
12/18/13 6 PM at Oxford, Miss./Tad Smith Coliseum

#	Player	Total			3-Ptr			Rebounds			PF	TP	A	T	Blk	Stl	Min
		FG	FGA	FT	FTA	Off	Def	Total									
01	James, Jayon	f	4-11	0-0	1-3	5	6	11	4	9	5	1	0	3	26		
12	Ongwae, Tylor	f	4-9	2-4	2-2	0	2	2	2	12	0	2	2	0	21		
05	Williams, Marvin	c	1-8	0-0	0-0	2	0	2	2	2	2	3	0	1	25		
10	Olatayo, Amos	g	7-16	2-5	1-4	4	2	6	0	17	1	2	0	1	26		
11	Coppola, Nick	g	3-6	0-1	0-0	2	3	5	3	6	5	3	0	0	31		
02	Hendry, DeMondre	g	1-3	0-0	0-0	3	5	8	3	2	0	1	0	14			
04	McCray, RJ	g	1-3	0-0	1-1	0	1	1	3	1	1	1	1	9			
13	Amajoyi, Chinedu	g	0-0	0-0	0-0	0	0	0	0	0	0	0	0	1			
15	Kozula, Kyle	g	2-6	2-5	0-0	0	2	2	1	6	0	0	0	13			
23	Brown, Millian	g	1-1	0-0	0-0	1	2	3	0	2	0	2	0	15			
33	Griener, Daniel	g	1-3	1-2	0-0	0	0	0	4	3	1	1	0	19			
	Team					3	2	5									
Totals			25-66	7-17	5-10	20	25	45	21	62	15	17	3	8	200		
FG % 1st Half: 13-30		33.3%	2nd half: 12-27		44.4%	Game: 25-66		37.9%		Rebounds		21					
3FG % 1st Half: 4-9		44.4%	2nd half: 3-8		37.5%	Game: 7-17		41.2%		Rebounds		21					
FT % 1st Half: 3-5		60.0%	2nd half: 2-5		40.0%	Game: 5-10		50.0%		Rebounds		21					

Ole Miss 75 - 8-2

#	Player	Total			3-Ptr			Rebounds			PF	TP	A	T	Blk	Stl	Min
		FG	FGA	FT	FTA	Off	Def	Total									
34	Jones, Aaron	f	2-3	0-0	2-2	0	2	2	3	6	0	1	3	1	26		
04	Cox, Demarco	c	1-2	0-0	1-2	1	1	2	1	3	1	0	3	1	29		
10	White, LaDarius	g	4-8	0-2	5-7	0	7	7	2	13	7	1	0	3	30		
22	Henderson, Marshall	g	6-16	6-13	8-9	0	3	3	0	26	1	3	0	2	27		
32	Summers, Jarvis	g	3-9	1-4	1-1	0	4	4	2	8	4	4	0	1	29		
01	Newby, Martavious	g	0-1	0-0	0-0	1	1	2	1	0	1	0	0	3			
03	Millinghaus, Derrick	g	3-5	1-1	1-2	0	1	1	0	8	1	1	0	14			
11	Saiz, Sebastian	g	1-3	0-0	1-2	1	3	4	1	3	0	0	1	4	27		
13	Perez, Anthony	g	2-7	2-5	2-2	0	1	1	1	8	0	1	0	0	15		
	Team					6	1	7									
Totals			22-54	10-25	21-27	9	24	33	11	75	15	12	7	13	200		
FG % 1st Half: 10-20		34.5%	2nd half: 12-25		48.0%	Game: 22-54		41.7%		Rebounds		11					
3FG % 1st Half: 4-13		30.8%	2nd half: 6-12		50.0%	Game: 10-25		40.0%		Rebounds		11					
FT % 1st Half: 13-10		81.3%	2nd half: 8-11		72.7%	Game: 21-27		77.8%		Rebounds		11					

Officials: Joe Lindsey, Doug Shines, James Braxton
 Technical fouls: Louisiana Monroe-TEAM, Ole Miss-Monroe.
 Attendance: 5754

Score by periods	1st	2nd	Total
Louisiana Monroe	33	29	62
Ole Miss	37	38	75

Points	In	Off	2nd	Fast	Bench
UM	Point	TRC	Chance	Break	pts
UM	26	17	13	10	16
UM	20	15	7	4	19

GAME-BY-GAME RECAPS

Game 11 | Dec. 22, 2013
Mercer 76, Ole Miss 73
Oxford, Miss. | Tad Smith Coliseum

OXFORD, Miss. - Jarvis Summers scored 21 points and Marshall Henderson added 18, including a 3-pointer to tie the game with 13 seconds left, but Mercer hit a 3-pointer at the buzzer for a 79-76 victory.

Mercer point guard Langston Hall hit a 3-point shot with 0.6 seconds remaining as the Bears erased a seven-point deficit in the final six minutes Sunday to defeat the Rebels.

Mercer (8-4) placed four players in double figures, led by Ike Nwamu with 24 points, and survived a furious Ole Miss rally that wiped out a 16-point second-half Mercer lead. Hall scored 17 points, added six assists and four rebounds.

Lawrence Brown and Jakob Gollon added 10 points apiece for Mercer, who led 41-29 at halftime. Ole Miss rallied to take a 67-60 lead with six minutes remaining, setting up the decisive surge by the Bears.

Ole Miss (8-3) was led by Jarvis Summers with 21 points, Marshall Henderson with 18 and Aaron Jones added 10. Henderson hit a three-point shot with 10 seconds left to set up the game-winner by Hall.

Official Basketball Box Score - Game Totals - Final Statistics

Mercer vs Ole Miss
12/22/13 3 PM at Oxford, Miss./Tad Smith Coliseum

Mercer 79 - 8-4

#	Player	Total			3-Pr			Rebounds			PF	TP	A	TO	Blk	Stl	Min
		FG-FGA	FG-FGA	FT-FTA	Off	Def	Total	Off	Def	Total							
05	THOMAS, Bud	f	2-5	1-3	0-0	0	5	5	3	5	2	1	0	1	18		
20	GOLLON, Jakob	f	3-9	0-3	4-5	3	4	7	1	10	1	4	0	2	36		
02	COURSEY, Daniel	f	1-3	0-0	2-2	1	2	3	4	4	0	1	2	0	21		
15	WHITE, Anthony Jr.	g	1-4	0-2	0-0	0	1	1	2	2	0	0	0	0	16		
21	HALL, Langston	g	4-10	4-8	5-6	2	2	4	3	17	6	4	0	0	37		
01	LEONARD, Phillip	g	2-6	0-1	3-4	0	1	1	1	7	0	0	0	0	13		
03	CANEVARI, Kevin	g	0-1	0-0	0-0	0	0	0	0	0	0	1	0	0	3		
10	NWAMU, Ike	g	9-16	1-2	5-7	0	2	2	5	24	1	2	0	1	31		
14	HALLICE, TJ	g	0-1	0-0	0-0	2	3	5	0	0	0	0	0	0	6		
34	BRYAN, Jibri	g	0-1	0-1	0-0	0	0	0	1	0	0	0	0	0	2		
45	BROWN, Mervy	g	4-4	0-0	2-2	2	1	3	0	10	0	0	1	0	17		
Team						5			8								
Totals			26-60	6-20	21-26	15	24	39	20	79	12	13	3	4	200		
FG % 1st Half:		13-20	44.8%	2nd half:	13-31	41.9%	Game:		26-60	43.3%	Rebounds						
3FG % 1st Half:		1-7	14.3%	2nd half:	5-13	38.5%	Game:		6-20	30.0%	Def						
FT % 1st Half:		14-17	82.4%	2nd half:	7-9	77.8%	Game:		21-26	80.8%	Off						

Ole Miss 76 - 8-3

#	Player	Total			3-Pr			Rebounds			PF	TP	A	TO	Blk	Stl	Min
		FG-FGA	FG-FGA	FT-FTA	Off	Def	Total	Off	Def	Total							
13	Perez, Anthony	f	1-2	1-2	0-2	0	2	2	2	3	0	3	0	1	18		
04	Cox, Demarco	c	3-7	0-0	3-4	4	2	6	3	9	1	1	2	1	22		
10	White, LaDarius	g	2-3	0-1	4-6	1	3	4	2	8	2	2	0	1	24		
22	Henderson, Marshall	g	5-16	4-14	4-7	0	1	1	4	18	3	4	1	0	31		
02	Summers, Jarvis	g	8-11	2-3	3-3	1	1	2	4	21	2	1	1	0	28		
03	Millinghaus, Derrick	g	1-9	0-4	1-1	0	3	3	1	3	6	0	0	1	23		
11	Saiz, Sebastian	g	2-4	0-0	0-0	7	4	11	2	4	0	1	2	0	20		
34	Jones, Aaron	g	5-9	0-0	0-0	2	4	6	1	10	0	1	3	0	34		
Team						0			0								
Totals			27-61	7-24	15-23	15	20	35	19	76	14	13	9	4	200		
FG % 1st Half:		11-27	40.7%	2nd half:	16-34	47.1%	Game:		27-61	44.3%	Rebounds						
3FG % 1st Half:		4-15	26.7%	2nd half:	3-9	33.3%	Game:		7-24	29.2%	Def						
FT % 1st Half:		3-4	75.0%	2nd half:	12-19	63.2%	Game:		15-23	65.2%	Off						

Officials: Antonio Petty, Mike Nance, Chuck Jones
 Technical Fouls: Mercer-None, Ole Miss-Henderson, Marshall
 Attendance: 7704

Score by periods	1st	2nd	Total
Mercer	41	38	79
Ole Miss	29	47	76

Lead FG - MER 2nd-05:02, UM 2nd-09:13
 Largest lead - MER by 16 2nd-19:02, UM by 7 2nd-06:44

Score tied - 4 times
 Lead changed - 4 times

Game 12 | Dec. 22, 2013
Ole Miss 79, Western Kentucky 74
Bowling Green, Ky. | Diddle Arena

BOWLING, GREEN, Ky. - Junior Jarvis Summers scored 24 points and senior Marshall Henderson added 23 points as Ole Miss erased a 14-point deficit to down Western Kentucky 79-74 on the road Monday.

Henderson hit seven 3-pointers for the Rebels (9-3), which has won three of its last four games. Sebastian Saiz recorded 11 points and seven rebounds for the Rebels, who shot 56.3 percent from beyond the arc.

T.J. Price poured in a game-high 26 points for Western Kentucky (8-5), which could not overcome 18 turnovers. George Fant recorded his first double-double of the campaign, notching 13 points and 14 boards while Trency Jackson netted 11 points for the Hilltoppers.

Western Kentucky made its first four 3-pointers of the game to go up by seven before pushing the lead to 26-13 after Price's triple midway through the first half. Henderson led all scorers with 12 points in the opening 20 minutes as Ole Miss closed out the first half on a 24-7 run to take a 39-36 edge into the break.

Summers scored eight straight points to give the Rebels a 65-62 advantage before Price snapped a field-goal drought of over five minutes for the Hilltoppers to even it. Henderson hit two clutch 3-pointers down the stretch to put the Rebels ahead 72-67 as the Rebels handed Western Kentucky its first home loss of the season.

Official Basketball Box Score - Game Totals - Final Statistics

Ole Miss vs WKU
12/30/13 7:00 PM at Bowling Green, Ky. (E.A. Diddle Arena)

Ole Miss 79 - 9-3

#	Player	Total			3-Pr			Rebounds			PF	TP	A	TO	Blk	Stl	Min
		FG-FGA	FG-FGA	FT-FTA	Off	Def	Total	Off	Def	Total							
11	Saiz, Sebastian	f	4-6	0-0	3-8	2	5	7	5	11	2	3	1	2	25		
04	Cox, Demarco	c	3-5	0-0	0-1	1	2	3	5	6	0	1	0	1	18		
10	White, LaDarius	g	3-11	0-1	1-2	0	5	5	1	7	3	1	0	1	26		
22	Henderson, Marshall	g	7-15	7-13	2-2	0	4	4	1	23	1	1	0	1	33		
02	Summers, Jarvis	g	7-11	2-2	8-10	1	2	3	1	24	3	0	0	2	34		
03	Millinghaus, Derrick	g	2-7	0-0	0-0	0	1	1	2	4	1	0	0	1	15		
13	Perez, Anthony	g	1-2	0-0	0-0	2	1	3	0	2	0	2	0	0	12		
23	Coleby, Dwight	g	0-1	0-0	0-0	0	0	0	1	0	0	2	2	0	9		
34	Jones, Aaron	g	0-2	0-0	2-2	2	5	7	3	2	1	1	2	1	28		
Team						1			2								
Totals			27-60	9-16	16-25	9	26	35	19	79	11	11	5	9	200		
FG % 1st Half:		14-27	51.9%	2nd half:	13-33	39.4%	Game:		27-60	45.0%	Rebounds						
3FG % 1st Half:		5-8	62.5%	2nd half:	4-8	50.0%	Game:		9-16	56.3%	Def						
FT % 1st Half:		6-10	60.0%	2nd half:	10-15	66.7%	Game:		16-25	64.0%	Off						

WKU 74 - 8-5

#	Player	Total			3-Pr			Rebounds			PF	TP	A	TO	Blk	Stl	Min
		FG-FGA	FG-FGA	FT-FTA	Off	Def	Total	Off	Def	Total							
11	Adeoye, Aaron	f	1-6	0-0	2-2	2	3	5	4	4	2	3	1	2	20		
04	Fant, George	f	3-5	0-0	7-10	2	12	14	3	13	2	0	0	0	28		
03	Jackson, Trency	g	4-14	3-7	0-1	2	1	3	4	11	2	3	1	0	33		
10	Dickerson, Caden	g	1-1	0-0	0-0	0	1	1	1	2	0	1	0	0	9		
02	Price, T.J.	g	7-14	6-10	6-8	1	4	5	2	26	3	3	0	0	38		
00	Hulsey, Payton	g	0-1	0-0	0-0	1	0	1	3	0	1	3	0	0	13		
12	Harris, Brandon	g	2-4	1-3	0-0	1	4	5	1	5	1	0	0	0	11		
14	Lawson, Ben	g	0-0	0-0	0-0	0	0	0	0	0	0	1	0	0	2		
20	Roslov, Aleksaj	g	2-3	0-1	1-2	1	2	3	1	5	0	0	1	0	19		
51	Harrison-Docks, C.	g	2-8	2-7	2-2	0	2	2	1	8	5	3	0	0	27		
Team						2			2								
Totals			22-56	12-28	18-25	12	29	41	20	74	16	17	3	2	200		
FG % 1st Half:		12-30	40.0%	2nd half:	10-28	35.7%	Game:		22-56	39.3%	Rebounds						
3FG % 1st Half:		7-13	53.8%	2nd half:	5-15	33.3%	Game:		12-28	42.9%	Def						
FT % 1st Half:		5-6	83.3%	2nd half:	13-19	68.4%	Game:		18-25	72.0%	Off						

Officials: Raymond Nall, Chuck Jones, John Hampton
 Technical Fouls: Ole Miss-None, WKU-None
 Attendance: 7523

Score by periods	1st	2nd	Total
Ole Miss	39	40	79
WKU	36	38	74

GAME-BY-GAME RECAPS

Game 13 | Jan. 4, 2014
Dayton 83, Ole Miss 80 (OT)
Oxford, Miss. | Tad Smith Coliseum

OXFORD, Miss. - Jarvis Summers scored a career-high 29 points, but Dayton banked in a 3-pointer at the buzzer to knock off Ole Miss 83-80 in overtime Saturday.

Devin Oliver, 11 of 14 from the field, including 3 of 4 from three-point range, took the decisive shot at the top of the key, far behind the 3-point line. Oliver, who added seven rebounds and five assists, scored the final seven points of regulation play for the Flyers to force overtime at 73-73.

Dayton (12-3) rallied from an 80-76 overtime deficit in the final minute of overtime to tie it at 80 on a jumper and layup from Dyshawn Pierre and Kyle Davis, respectively. Ole Miss (9-4) turned it over with five seconds remaining on an illegal screen from Sebastian Saiz.

The Flyers turned to Oliver, who had misfired on a pair of early-season opportunities. Oliver managed to shake free for the straight-away shot that banked through cleanly. Ole Miss had an unsuccessful desperation heave at the buzzer.

It was the second consecutive home defeat for the Rebels (9-4) in the final second within a week. Mercer's Langston Hall hit a 3-point shot with 0.6 remaining to give the Bears a 79-76 win over Ole Miss on Sunday.

Oliver's decisive shot came from the same spot on the court.

Soochie Smith and Pierre had 11 points each while Matt Kavanaugh and Vee Sanford added 10 points apiece for the Flyers. Dayton shot 31 of 65 (47.7 percent) from the field, including 11 of 28 (39.3 percent) from 3-point range.

Ole Miss was led by Summers with 29 points, hitting 9 of 15 from the field and 10 of 12 from the free throw line. Marshall Henderson had 15 points, all in the second half while Aaron Jones added 10 points.

The Rebels led 31-28 at halftime and finished 24 of 54 from the field and 28 of 36 (78 percent) from the free throw line.

Official Basketball Box Score - Game Totals - Final Statistics
Dayton vs Ole Miss
1/4/14 7 PM at Oxford, Miss./Tad Smith Coliseum

#	Player	Total			3-Pr			Rebounds			PF	TP	A	T	Blk	Stl	Min
		FG	FGA	FT	FTA	FG	FGA	FT	FTA	Off							
05	OLIVER, Devin	f	11-14	3-4	1-3	4	3	7	2	26	5	0	0	0	0	39	
11	PIERRE, Dyshawn	f	3-7	1-3	4-8	3	4	7	2	11	2	3	0	0	0	36	
40	SCOTT, Devon	f	0-0	0-0	0	0	1	1	4	0	1	2	0	0	0	12	
00	PRICE, Khari	g	1-2	1-2	0-0	0	1	1	3	3	2	1	0	0	0	19	
24	SIBERT, Jordan	g	2-10	2-8	2-2	0	1	1	4	8	3	2	0	0	0	20	
03	DAVIS, Kyle	g	1-1	0-0	0-0	1	0	1	0	2	0	0	0	0	0	1	
11	SMITH, Soochie	g	4-9	3-5	0-1	1	3	4	1	11	2	4	0	0	0	26	
12	ROBINSON, Jalen	g	0-0	0-0	2-2	0	2	2	0	2	0	0	1	0	0	7	
22	POLLARD, Kendall	g	0-1	0-0	0-0	0	0	0	2	0	0	0	0	0	0	2	
25	GAVRILOVIC, Alex	g	0-0	0-0	0-1	1	1	2	0	0	0	0	0	0	0	2	
35	KAVANAUGH, Matt	g	5-7	0-0	0-1	3	2	5	4	10	2	1	1	1	1	31	
43	SANFORD, Vee	g	4-14	1-6	1-2	1	2	3	3	10	3	2	1	3	30		
	Team		4	3	7												
Totals			31-65	11-28	10-20	19	22	41	25	83	20	15	3	4	225		
FG % 1st Half:		10-27	37.0%	2nd half:	18-31	58.1%	OT:	3-7	42.9%	Game:	31-65	47.7%	Deadball				
3FG % 1st Half:		5-14	35.7%	2nd half:	5-12	41.7%	OT:	1-2	50.0%	Game:	11-28	39.3%	Rebounds				
FT % 1st Half:		3-8	50.0%	2nd half:	4-10	40.0%	OT:	3-4	75.0%	Game:	10-20	50.0%	2				

Ole Miss 80 - 9-4

#	Player	Total			3-Pr			Rebounds			PF	TP	A	T	Blk	Stl	Min
		FG	FGA	FT	FTA	FG	FGA	FT	FTA	Off							
11	Saiz, Sebastian	f	2-5	0-0	2-3	3	8	11	3	6	0	4	2	1	28		
04	Cox, Demarco	c	2-3	0-0	2-4	4	2	6	2	6	1	1	2	1	23		
10	White, LaDarius	g	1-7	0-2	0-0	0	0	0	2	6	1	1	0	1	14		
22	Henderson, Marshall	g	3-9	2-6	7-9	0	1	1	2	15	2	1	0	1	32		
32	Summers, Jarvis	g	9-15	1-2	10-12	1	1	2	1	29	4	3	1	0	38		
01	Newby, Martavious	g	1-2	0-0	0-0	1	2	3	2	0	0	0	0	1	15		
03	Millinghaus, Derrick	g	2-6	1-2	2-2	0	1	1	1	7	4	0	0	0	24		
13	Perez, Anthony	g	0-1	0-0	0-0	0	0	0	2	0	1	0	0	1	12		
23	Coleby, Dwight	g	0-0	0-0	3-4	0	1	1	2	3	0	1	0	0	4		
34	Jones, Aaron	g	4-6	0-0	2-2	3	4	7	3	10	0	2	0	1	35		
	Team		2	3	5												
Totals			24-54	4-14	28-36	14	23	37	19	80	13	13	5	7	225		
FG % 1st Half:		8-24	33.3%	2nd half:	14-24	58.3%	OT:	2-6	33.3%	Game:	24-54	44.4%	Deadball				
3FG % 1st Half:		1-7	14.3%	2nd half:	3-8	37.5%	OT:	0-1	0.0%	Game:	4-14	28.6%	Rebounds				
FT % 1st Half:		14-18	77.8%	2nd half:	11-14	78.6%	OT:	3-4	75.0%	Game:	28-36	77.8%	2				

Officials: Pat Adams, Will Washington, John Healy
 Technical fouls: Dayton-None, Ole Miss-None.
 Attendance: 7035

Score by periods	1st	2nd	OT	Total
Dayton	28	45	10	83
Ole Miss	31	42	7	80

Last FG - UD OT 01:00, UM OT 01:11.
 Largest lead - UD by 6 2nd 13:01, UM by 5 2nd 01:16.

Score tied - 12 times.
 Lead changed - 12 times.

Game 14 | Jan. 9, 2014
Ole Miss 65, Auburn 62
Oxford, Miss. | Tad Smith Coliseum

OXFORD, Miss. - Junior Aaron Jones posted 12 points, 7 boards, 5 blocked shots and 5 steals as Ole Miss edged Auburn 65-62 in the SEC opener on Thursday night.

Derrick Millinghaus scored 16 points, Jarvis Summers added 14 and Ole Miss won its second-straight SEC opener.

Ole Miss has won five straight in the series against the Tigers. The Rebels won despite being outrebounded 40-30 and giving up 19 offensive rebounds.

Auburn (8-4) was led by Chris Denson's 28 points while KT Harrell added 11. Harrell missed a 3-pointer that could have tied the game on the final possession.

The loss snapped the Tigers' four-game winning streak.

It was quickly apparent that the Rebels would miss Marshall Henderson's scoring ability -- especially from the perimeter. Ole Miss did enough to take a 31-28 halftime lead, but lost it early in the second half after a stretch of just two points in seven minutes.

Auburn's backcourt of Harrell and Denson ranked one-two in the SEC in scoring coming into Thursday's game, but foul trouble kept Harrell off the floor for a big chunk of the second half, so the offensive load fell to Denson.

The 6-foot-2 guard responded brilliantly, pouring in points from all over the court, though he missed his final five shots in a 10-of-25 performance. The problem was he didn't have much help.

That allowed the Rebels to stay close. Ole Miss pushed ahead on back-to-back buckets by Jones -- one on a 15-foot jumper and the other on a dunk -- to give the Rebels a 62-57 lead with 1:42 remaining.

Jones also had a huge block with 25 seconds left, swatting away Malcolm Canada's layup attempt that would have made it a one-possession game.

Ole Miss' offensive performance without Henderson was a mixed bag. The Rebels were 7 of 14 (50 percent) from 3-point range, but just 12 of 21 (57.1 percent) on free throws.

Official Basketball Box Score - Game Totals - Final Statistics
Auburn vs Ole Miss
1/9/14 6 PM at Oxford, Miss./Tad Smith Coliseum

#	Player	Total			3-Pr			Rebounds			PF	TP	A	T	Blk	Stl	Min
		FG	FGA	FT	FTA	FG	FGA	FT	FTA	Off							
02	Payne, Allen	f	2-5	0-0	0-0	2	5	7	0	4	1	0	0	2	26		
00	Dixon-Tatum, Asaiah	c	4-6	0-0	0-0	5	1	6	5	8	1	1	2	0	23		
01	Harrell, KT	g	2-9	2-6	5-5	1	1	2	3	11	3	5	0	1	27		
03	Denson, Chris	g	10-25	3-9	5-10	1	4	5	3	28	0	5	0	1	35		
13	Shamsaid-Deen, Tahj	g	1-3	0-1	0-0	0	3	3	5	2	2	0	0	0	17		
11	Waide, Dion	g	2-3	2-3	0-0	0	1	1	0	6	4	0	1	2	13		
21	Canada, Malcolm	g	0-2	0-0	0-0	2	2	4	1	0	1	1	1	1	22		
31	Griciunas, Benas	g	0-0	0-0	0-0	0	0	0	0	0	0	0	0	0	1		
32	Griffin, Chris	g	1-3	1-3	0-0	4	3	7	2	3	1	3	1	0	20		
41	Alew, Matthew	g	0-0	0-0	0-0	2	0	2	1	0	0	3	0	0	16		
	Team		2	1	3												
Totals			22-56	8-22	10-15	19	21	40	20	62	13	18	5	7	200		
FG % 1st Half:		10-24	41.7%	2nd half:	12-32	37.5%	Game:	22-56	39.3%	Deadball							
3FG % 1st Half:		4-8	50.0%	2nd half:	4-14	28.6%	Game:	8-22	36.4%	Rebounds							
FT % 1st Half:		4-7	57.1%	2nd half:	6-8	75.0%	Game:	10-15	66.7%	3							

Ole Miss 65 - 18-4 (1-0)

#	Player	Total			3-Pr			Rebounds			PF	TP	A	T	Blk	Stl	Min
		FG	FGA	FT	FTA	FG	FGA	FT	FTA	Off							
32	Jones, Aaron	f	5-10	0-0	2-3	4	3	7	3	12	2	1	5	5	32		
04	Cox, Demarco	c	1-3	0-0	2-4	1	3	4	1	4	0	0	0	0	26		
03	Millinghaus, Derrick	g	5-11	2-5	4-5	0	1	1	2	16	3	1	0	3	35		
10	White, LaDarius	g	2-4	2-3	4-8	1	2	3	2	10	2	1	1	1	21		
32	Summers, Jarvis	g	6-17	2-5	0-1	1	1	2	1	14	4	3	0	0	37		
01	Newby, Martavious	g	1-3	0-0	0-0	2	0	2	2	2	2	0	0	1	18		
11	Saiz, Sebastian	g	0-2	0-0	0-0	0	2	2	1	0	1	0	0	0	13		
23	Coleby, Dwight	g	1-1	0-0	0-0	0	0	0	0	2	1	0	0	0	9		
24	Joesaur, Jenari	g	2-2	1-1	0-0	2	1	3	1	5	0	1	0	0	9		
	Team		2	4	6												
Totals			23-53	7-14	12-21	13	17	30	13	65	14	9	7	10	200		
FG % 1st Half:		12-31	38.7%	2nd half:	11-22	50.0%	Game:	23-53	43.4%	Deadball							
3FG % 1st Half:		4-10	40.0%	2nd half:	3-4	75.0%	Game:	7-14	50.0%	Rebounds							
FT % 1st Half:		3-4	75.0%	2nd half:	9-17	52.9%	Game:	12-21	57.1%	5							

Officials: Anthony Jordan, Joe Lindsay, Rick Hartzell
 Technical fouls: Auburn-None, Ole Miss-None.
 Attendance: 8355

Score by periods	1st	2nd	Total
Auburn	28	34	62
Ole Miss	31	34	65

Last FG - AU 2nd 01:26, UM 2nd 01:46.
 Largest lead - AU by 5 1st 08:29, UM by 7 1st 13:29.

Score tied - 10 times.
 Lead changed - 11 times.

GAME-BY-GAME RECAPS

Game 15 | Jan. 11, 2014
Mississippi State 76, Ole Miss 72
Starkville, Miss. | Humphrey Coliseum

STARKVILLE, Miss. - Jarvis Summers scored 23 points and LaDarius White added 16, but Ole Miss fell to Mississippi State 76-72 on the road.

Mississippi State's Roquez Johnson shot 7 of 11 from the field on a variety of impressive moves around the basket. Craig Sword was 0 of 7 from the field, but was 15 of 18 on free throws.

Mississippi State led 43-36 at halftime, but Ole Miss rallied to push ahead 58-54 by midway through the second half.

Summers shot a 3-pointer that tied the game at 72 with 1:19 remaining. But Mississippi State scored the final four points at the free-throw line to seal the win.

Mississippi State was helped by a huge 42-12 advantage on free-throw attempts. The Bulldogs made 28 of 42 (66.7 percent).

Mississippi State and Ole Miss both shot 13 of 32 (40.6 percent) from the field in the first half, but the Bulldogs built their lead thanks to a 21-5 advantage in free-throw attempts and the Rebels' 11 turnovers.

Derrick Millinghaus made three early 3s and Summers added two from long range to keep Ole Miss close in the first half. Then the Rebels went on a 12-0 run over a 4-minute span midway through the second half that turned a 54-46 deficit into a 58-54 lead.

The Ole Miss bench was crucial during that span. Anthony Perez made five straight points and also blocked a shot while Dwight Coleby grabbed an offensive rebound and slammed it home.

Official Basketball Box Score - Game Totals - Final Statistics
Ole Miss vs Mississippi State
01-11-14 3 p.m. at Starkville, Miss. (Humphrey Coliseum)

Ole Miss 72 - 10-5, 1-1

#	Player	Total		3-Pr		Rebounds			PF	TP	A	T	Blk	Stl	Min
		FG	FGA	FG	FGA	Off	Def	Tot							
34	Jones, Aaron	f	2-7	0-1	0-0	5	4	9	5	4	0	2	1	0	21
04	Cox, Demarco	c	0-0	0-0	1-2	0	2	2	1	1	0	0	0	1	10
03	Millinghaus, Derrick	g	5-17	3-10	2-2	0	7	7	3	15	4	3	0	1	37
10	White, LaDarius	g	6-11	3-6	1-2	0	4	4	2	16	3	1	0	3	31
32	Summers, Jarvis	g	7-15	3-7	6-6	0	4	4	3	23	2	4	0	0	31
01	Newby, Martavious	f	1-2	0-1	0-0	2	2	4	2	2	1	1	1	1	12
11	Saiz, Sebastian	f	2-4	0-0	0-0	3	4	7	3	4	0	3	0	0	17
13	Perez, Anthony	g	2-8	1-4	0-0	4	2	6	4	5	1	2	1	0	21
23	Coleby, Dwight	g	1-5	0-0	0-0	1	0	1	1	2	0	0	1	0	17
24	Joesaar, Janari	g	0-0	0-0	0-0	0	1	1	0	0	0	0	0	0	3
Team						1	1	2							
Totals			26-68	10-29	10-12	16	31	47	24	72	11	16	4	6	200
FG % 1st Half:		13-32	40.6%	2nd half:	13-37	35.1%	Game:		26-68	37.7%					Deadball
3FG % 1st Half:		6-13	46.2%	2nd half:	4-16	25.0%	Game:		10-29	34.5%					Rebounds
FT % 1st Half:		4-5	80.0%	2nd half:	6-7	85.7%	Game:		10-12	83.3%					2

Mississippi State 76 - 11-4, 1-1

#	Player	Total		3-Pr		Rebounds			PF	TP	A	T	Blk	Stl	Min
		FG	FGA	FG	FGA	Off	Def	Tot							
03	Colin Borchert	f	5-11	3-6	1-2	1	4	5	2	14	1	0	3	0	30
20	Gavin Ware	f	3-8	0-0	0-0	1	8	9	4	6	0	0	0	0	21
01	Fred Thomas	g	2-9	1-7	1-2	0	2	2	2	6	3	1	1	0	26
15	I.J. Ready	g	4-6	0-1	2-2	0	2	2	0	10	4	1	0	1	25
32	Craig Sword	g	0-7	0-3	15-18	1	4	5	2	15	4	3	2	7	34
04	Irvante Bloodman	g	1-3	0-2	3-6	0	2	2	1	5	3	2	0	2	21
11	Jacoby Davis	g	0-2	0-1	0-0	1	0	1	0	0	0	0	0	0	7
13	Tevin Moore	g	0-1	0-1	0-0	0	0	0	0	0	0	0	0	0	5
24	Tyson Cunningham	g	0-0	0-0	0-0	0	0	0	0	0	1	0	0	0	4
25	Roquez Johnson	g	7-11	0-0	6-12	3	4	7	2	20	1	2	0	1	27
Team						3	1	4							
Totals			22-58	4-21	28-42	10	27	37	13	76	17	9	6	11	200
FG % 1st Half:		13-32	40.6%	2nd half:	9-26	34.6%	Game:		22-58	37.9%					Deadball
3FG % 1st Half:		4-12	33.3%	2nd half:	0-0	0.0%	Game:		4-21	19.0%					Rebounds
FT % 1st Half:		13-21	61.9%	2nd half:	15-21	71.4%	Game:		28-42	66.7%					9

Officials: Doug Shows, Ed Fehr, Tony Henderson
 Technical fouls: Ole Miss-None; Mississippi State-None.
 Attendance: 8541

Score by periods	1st	2nd	Total
Ole Miss	36	36	72
Mississippi State	43	33	76

Game 16 | Jan. 15, 2014
Ole Miss 88, LSU 74 (OT)
Oxford, Miss. | Tad Smith Coliseum

OXFORD, Miss. - Marshall Henderson scored 25 points and Ole Miss outscored LSU 19-5 in overtime to run past the Tigers 88-74.

Henderson started slowly, but scored 19 points after halftime. He made a crucial 3-pointer midway through overtime that gave the Rebels.

Ole Miss went on an 11-0 run to start overtime for an insurmountable 80-69 lead. Freshman Sebastian Saiz added a career-high 20 points on 8-of-11 shooting from the field. Aaron Jones had 13 points, 13 rebounds and two blocks.

Jarvis Summers scored 20 for the Rebels, including a 15-foot jumper with 30 seconds remaining in regulation to tie the game at 69. LSU's Anthony Hickey missed a jumper with 4 seconds left in regulation that would have won the game.

Andre Stringer scored 23 points for LSU. He led a Tigers bench that combined for 40 points. Shavon Coleman added 15 points and Jarell Martin 14.

Ole Miss has won six of the last seven against LSU. LSU jumped out to an early 14-6 lead, and the Rebels' lethargic play combined with some unfriendly whistles from the officials drew the wrath of Kennedy.

He earned a rare technical foul after Demarco Cox was called for a foul, and the Rebels responded to Kennedy's scathing sideline commentary with a 25-11 run over the next 10 minutes. Ole Miss led 35-32 at halftime.

The 6-foot-9, 233-pound Saiz was dominant in the first half, playing his best basketball of the season. He was 6 of 7 for 12 points, finishing on an array of dunks and smooth moves by the rim.

LSU countered with Stringer, who scored 10 points in the first half. Then the 5-foot-10 guard -- a Jackson, Miss., native -- single-handedly helped the Tigers leap past the Rebels early in the second half by making three 3-pointers in less than 2 minutes.

Official Basketball Box Score - Game Totals - Final Statistics
LSU vs Ole Miss
1/15/14 8 PM at Oxford, Miss./Tad Smith Coliseum

LSU 74 - 10-5, 1-2 SEC

#	Player	Total		3-Pr		Rebounds			PF	TP	A	T	Blk	Stl	Min
		FG	FGA	FG	FGA	Off	Def	Tot							
02	OSBRYANT III, Johnny	f	1-5	0-0	4-5	3	2	5	5	6	1	2	1	1	30
06	COLEMAN, Shavon	f	5-13	2-8	3-6	1	6	7	4	15	2	3	1	1	36
25	HICKEY, Jordan	f	1-5	0-0	0-1	3	2	5	1	2	1	0	7	0	41
01	HICKEY, Anthony	g	4-16	1-7	2-4	0	5	5	3	11	7	1	0	3	31
04	MORGAN, Malik	g	0-2	0-1	0-0	0	1	1	3	0	1	0	0	1	4
10	STRINGER, Andre	g	7-10	5-8	4-4	0	2	2	4	23	3	4	0	2	34
11	HAMMINK, Shane	g	1-1	0-0	0-0	1	1	2	0	2	0	1	0	0	14
12	MARTIN, Jarell	g	5-12	0-2	4-6	3	4	7	2	14	0	2	0	2	28
31	ODO, John	g	0-0	0-0	0-0	0	0	0	0	0	0	0	0	0	1
55	QUARTERMAN, Tim	g	0-1	0-0	1-4	0	2	2	0	1	0	2	0	0	6
Team						4	1	5							
Totals			24-65	8-26	18-30	15	26	41	22	74	15	15	9	10	225
FG % 1st Half:		11-27	40.7%	2nd half:	11-28	39.3%	OT:		2-10	20.0%	Game:		24-65	36.9%	Deadball
3FG % 1st Half:		3-8	37.5%	2nd half:	4-11	36.4%	OT:		1-7	14.3%	Game:		8-26	30.8%	Rebounds
FT % 1st Half:		7-12	58.3%	2nd half:	11-18	61.1%	OT:		0-0	0.0%	Game:		18-30	60.0%	4

Ole Miss 88 - 11-5, 2-1 SEC

#	Player	Total		3-Pr		Rebounds			PF	TP	A	T	Blk	Stl	Min
		FG	FGA	FG	FGA	Off	Def	Tot							
13	Perez, Anthony	f	0-2	0-0	0-0	0	1	1	2	0	1	1	0	1	15
34	Jones, Aaron	f	6-12	1-3	0-0	6	7	13	2	13	1	0	2	0	35
10	White, LaDarius	g	2-6	1-3	2-4	0	7	7	4	7	1	2	0	1	34
22	Henderson, Marshall	g	7-16	6-12	5-5	1	0	1	4	25	7	4	0	1	38
32	Summers, Jarvis	g	4-11	2-2	10-10	0	4	4	2	20	8	6	0	3	38
01	Newby, Martavious	g	0-0	0-0	0-0	0	0	0	0	0	0	0	0	1	1
03	Millinghaus, Derrick	g	0-4	0-2	1-2	0	0	0	0	1	2	0	0	0	15
04	Cox, Demarco	g	1-3	0-0	0-1	1	2	3	1	2	0	0	0	0	9
11	Saiz, Sebastian	g	8-11	0-0	4-5	2	7	9	3	20	2	1	2	1	34
23	Coleby, Dwight	g	0-0	0-0	0-0	0	0	0	1	0	0	0	0	0	6
Team						5	6	11	1						
Totals			28-65	10-22	22-27	15	34	49	20	88	22	14	5	7	225
FG % 1st Half:		11-33	33.3%	2nd half:	12-28	42.9%	OT:		5-8	62.5%	Game:		28-65	43.1%	Deadball
3FG % 1st Half:		4-10	40.0%	2nd half:	5-11	45.5%	OT:		1-1	100.0%	Game:		10-22	45.5%	Rebounds
FT % 1st Half:		9-12	75.0%	2nd half:	9-9	100.0%	OT:		8-10	80.0%	Game:		22-27	81.5%	1

Officials: Pat Adams, John Hampton, Doug Simmons
 Technical fouls: LSU-None; Ole Miss-TEAM.
 Attendance: 7884

Score by periods	1st	2nd	OT	Total
LSU	32	37	5	74
Ole Miss	35	34	19	88

Points	In	Off	2nd	Fast
	Paint	TCO	Chance	Break
LSU	28	22	18	8
Ole Miss	30	13	20	3

Lead FG - LSU OT-00:02, UM OT-00:02
 Largest lead - LSU by 9, 1st-13:46, UM by 16 OT-00:02

Score tied - 9 times
 Lead changed - 17 times

GAME-BY-GAME RECAPS

Game 17 | Jan. 18, 2014
Ole Miss 75, South Carolina 74
Columbia, S.C. | Colonial Life Arena

COLUMBIA, S.C. - Anthony Perez scored a career-high 22 points, including a go-ahead 3-pointer with 2:02 remaining as Ole Miss erased a 12-point deficit and held on to defeat South Carolina 75-74 Saturday.

Marshall Henderson had 16 of his 19 points in the second half for the Rebels, who rallied after falling behind 39-27 early on the second half. Ole Miss still trailed 66-61 after Duane Notice's two jumpers with four minutes left.

That's when Henderson drove right of the lane for a basket and got fouled for a three-point play. Perez tied the game with two foul shots on Ole Miss' next possession. Perez followed a minute later with a three to put the Rebels ahead for good, 71-68.

South Carolina closed to 75-74 and had possession with 1.8 seconds left, but Sindarius Thornwell's 3-point heave was off the mark. Thornwell led the Gamecocks with 24 points.

Henderson was held to 1-of-8 shooting in the opening half, yet made his points count - and put on a show - in the second half. When he hit the last of his three 3-pointers to put Ole Miss ahead 48-47, Henderson dragged his finger across the floor like a match on his way to the bench.

Jarvis Summers added 19 points for the Rebels.

Henderson had a 3-pointer early as the Rebels led 12-4 in the first six minutes. They were still ahead 18-12 on Summers' basket when the Gamecocks found their game.

Michael Carrera had a three-point play and two foul shots as part of 12-1 run to move in front. The Gamecocks kept up the pace, especially on defense as Ole Miss missed five shots and committed seven of its 11 first-half turnovers during a six-minute stretch.

By then, South Carolina had built a double-digit lead and led 37-27 at halftime.

Henderson missed his final seven shots of the half and was 1 of 5 on 3-pointers the first 20 minutes.

Official Basketball Box Score - Game Totals - Final Statistics
Ole Miss vs South Carolina
1/18/14 4:30 p.m. at Columbia, S.C. (Colonial Life Arena)

Ole Miss 75 = 12-5, 3-1 SEC

#	Player	Total			3-Ptr			Rebounds			PF	TP	A	TO	Blk	Stl	Min
		FG	FGA	FT	FTA	Off	Def	Total									
11	Saiz, Sebastian	f	1-1	0-0	0-0	3	1	4	5	2	0	3	2	0	15		
34	Jones, Aaron	f	2-3	0-0	0-0	1	1	2	5	4	0	0	4	0	15		
10	White, LaDarius	g	1-7	0-4	1-2	0	2	2	0	3	1	1	1	0	13		
22	Henderson, Marshall	g	5-17	3-12	6-7	0	3	3	1	19	0	2	0	3	36		
32	Summers, Jarvis	g	5-9	0-0	9-13	0	3	3	19	6	4	0	1	32			
01	Newby, Martavious	g	2-2	0-0	0-0	0	3	3	1	4	0	1	1	2	14		
03	Millinghaus, Derrick	g	0-0	0-0	0-0	0	3	3	1	0	1	4	0	11			
04	Cox, Demarco	g	0-0	0-0	0-1	0	3	3	5	0	2	2	3	29			
13	Perez, Anthony	g	5-9	2-5	10-12	2	2	4	22	1	3	0	3	30			
23	Coleby, Dwight	g	0-1	0-0	2-2	0	1	1	2	2	0	0	0	5			
Team			2		1		3										
Totals			21-49	5-21	28-37	8	23	31	27	75	9	20	10	12	200		

FG % 1st Half: 9-26 34.6% 2nd half: 12-23 52.2% Game: 21-49 42.9% Deadball Rebounds 6,8
 3FG % 1st Half: 2-10 20.0% 2nd half: 3-11 27.3% Game: 5-21 23.8%
 FT % 1st Half: 7-11 63.6% 2nd half: 21-26 80.8% Game: 28-37 75.7%

South Carolina 74 = 7-10, 0-4 SEC

#	Player	Total			3-Ptr			Rebounds			PF	TP	A	TO	Blk	Stl	Min
		FG	FGA	FT	FTA	Off	Def	Total									
34	CHATKEVICIUS, L.	f	6-7	0-0	0-0	2	1	3	4	12	0	4	2	1	21		
32	RINGER, Desmond	f	0-3	0-0	2-2	0	1	1	3	2	1	0	0	0	12		
00	THORNWELL, Sindarius	g	7-16	4-7	6-10	5	6	11	3	24	4	5	2	1	37		
01	WILLIAMS, Brenton	g	0-10	0-6	9-9	0	2	2	2	9	1	2	0	1	33		
10	NOTICE, Duane	g	2-5	0-2	0-1	0	3	3	4	4	4	4	0	20			
05	SHAW, Jaylen	g	2-5	2-5	3-4	0	3	3	4	9	3	3	0	1	24		
20	MCKIE, Justin	g	0-0	0-0	0-0	0	0	0	0	0	0	0	0	1			
21	HENRY, Demetrius	g	1-2	0-0	0-3	1	0	1	3	2	1	0	0	2	16		
24	CARRERA, Michael	g	2-8	0-1	4-6	4	2	6	4	8	1	2	0	3	22		
25	KACINAS, Mindaugas	g	2-4	0-0	0-1	2	2	4	2	4	0	1	1	0	14		
Team			4		2		6										
Totals			22-60	6-21	24-36	18	22	40	29	74	15	21	5	9	200		

FG % 1st Half: 12-32 37.5% 2nd half: 10-28 35.7% Game: 22-60 36.7% Deadball Rebounds 6,1
 3FG % 1st Half: 3-9 33.3% 2nd half: 3-12 25.0% Game: 6-21 28.6%
 FT % 1st Half: 14-24 58.3% 2nd half: 14-24 58.3% Game: 24-36 66.7%

Officials: Antin Petty, Mark Whitehead, Jeff Smith
 Technical fouls: Ole Miss-None. South Carolina-NOTICE, Duane.
 Attendance: 14302

Score by periods	1st	2nd	Total
Ole Miss	27	48	75
South Carolina	37	37	74

Lost FG - OM 2nd-02:04, SC 2nd-04:26, Largest lead - OM by 8 1st-14:55, SC by 12 1st-01:27.

Score tied - 9 times. Lead changed - 12 times.

Game 18 | Jan. 22, 2014
Ole Miss 63, Vanderbilt 52
Nashville, Tenn. | Memorial Gym

NASHVILLE, Tenn. - Jarvis Summers led the Rebels with 16 points and Anthony Perez added 13 as Ole Miss beat Vanderbilt 63-52 Wednesday night.

The Rebels now have won three straight overall and leave Memorial Gym with back-to-back wins in a place where they had won in only six of their first 55 visits.

Rod Odom scored a game-high 18 points for Vanderbilt. Damian Jones had 14.

The Rebels took a 29-20 lead into halftime and went up 33-20 in the opening minutes of the second half. But after a first half when Vanderbilt shot 29.2 percent, the Commodores hit nine of their first 17 in the second half. When James Siakam scored underneath with 6:10 left, that gave Vanderbilt its first lead since 3-0 at 46-45.

Aaron Jones hit a jumper putting the Rebels ahead to stay with 5:48 to go the first of 11 straight points. Marshall Henderson fed a pass to Perez for a layup. Then Odom lost the ball on the sideline leading to a scramble that ended with Henderson hitting a 3-pointer. Henderson then hit a second consecutive 3, pushing the lead to 55-46 with 3:57 left, and celebrated with a big fist pump in front of the Vanderbilt student section that had been booing him all night long when he touched the ball.

The Rebels easily finished off the win.

The Commodores scored eight straight to pull within 33-28 on a layup by Kyle Fuller. When Odom hit a 3-pointer with 12:31 left to pull Vandy within 37-33, that brought the fans to life for the first time all night. His jumper with 8:05 capped a 6-0 spurt and tied up the Rebels at 41 with 8:05 remaining in the first of three ties.

Official Basketball Box Score - Game Totals - Final Statistics
Ole Miss vs Vanderbilt
01/22/14 8 p.m. at Nashville, Tenn. (Memorial Gym)

Ole Miss 63 = 13-5, 4-1 SEC

#	Player	Total			3-Ptr			Rebounds			PF	TP	A	TO	Blk	Stl	Min
		FG	FGA	FT	FTA	Off	Def	Total									
11	Saiz, Sebastian	f	1-6	0-0	0-0	2	6	8	1	2	0	2	0	1	20		
34	Jones, Aaron	f	3-9	0-1	2-4	8	2	10	3	8	0	1	5	3	35		
10	White, LaDarius	g	4-11	2-4	1-3	0	4	4	1	11	0	1	0	0	26		
22	Henderson, Marshall	g	4-15	3-10	0-0	1	5	6	1	11	3	1	0	2	30		
32	Summers, Jarvis	g	7-14	0-0	2-3	0	1	1	16	4	2	0	4	36			
01	Newby, Martavious	g	1-1	0-0	0-0	0	1	1	1	2	0	0	0	2	6		
03	Millinghaus, Derrick	g	0-2	0-0	0-0	0	0	0	0	1	0	1	0	1	7		
04	Cox, Demarco	g	0-1	0-0	0-0	1	2	3	4	0	0	1	0	10			
13	Perez, Anthony	g	5-9	1-3	2-2	3	2	5	1	13	1	0	1	1	28		
23	Coleby, Dwight	g	0-1	0-0	0-0	2	0	2	0	0	0	0	0	2			
Team			3		1		4										
Totals			25-69	6-18	7-12	20	24	44	14	63	9	9	6	14	200		

FG % 1st Half: 13-37 35.1% 2nd half: 12-32 37.5% Game: 25-69 36.2% Deadball Rebounds 2
 3FG % 1st Half: 3-11 27.3% 2nd half: 3-7 42.9% Game: 6-18 33.3%
 FT % 1st Half: 0-0 0.0% 2nd half: 7-12 58.3% Game: 7-12 58.3%

Vanderbilt 52 = 9-8, 1-4 SEC

#	Player	Total			3-Ptr			Rebounds			PF	TP	A	TO	Blk	Stl	Min
		FG	FGA	FT	FTA	Off	Def	Total									
00	ODOM, Rod	f	7-14	3-9	1-3	2	1	3	2	18	1	1	1	0	40		
35	SIKAM, James	f	3-5	0-0	1-2	5	10	10	4	7	0	1	3	0	30		
30	JONES, Damian	c	4-14	0-0	6-10	3	7	10	4	14	0	4	1	0	33		
11	FULLER, Kyle	g	2-10	0-6	1-2	1	8	9	0	5	5	4	1	1	40		
24	PARKER, Dai-Jon	g	1-5	0-3	0-0	0	4	4	2	2	4	4	1	0	40		
03	KORNET, Luke	g	2-4	0-2	0-0	0	1	1	1	4	0	2	2	13			
34	MOATS, Shelby	g	1-1	0-0	0-0	0	1	1	0	2	0	1	0	1	4		
Team			2		0		2										
Totals			20-53	3-20	9-17	13	27	40	13	52	10	17	9	2	200		

FG % 1st Half: 7-24 29.2% 2nd half: 13-29 44.8% Game: 20-53 37.7% Deadball Rebounds 4
 3FG % 1st Half: 2-9 22.2% 2nd half: 1-11 9.1% Game: 3-20 15.0%
 FT % 1st Half: 4-7 57.1% 2nd half: 5-10 50.0% Game: 9-17 52.9%

Officials: Ted Valentine, Jeffrey Anderson, Leslie Jones
 Technical fouls: Ole Miss-Perez,Anthony, Vanderbilt-None.
 Attendance: 8952

Score by periods	1st	2nd	Total
Ole Miss	29	34	63
Vanderbilt	20	32	52

Lost FG - UM 2nd-00:04, VU 2nd-00:24, Largest lead - UM by 33 2nd-17:37, VU by 3 1st-19:42.

Score tied - 9 times. Lead changed - 9 times.

GAME-BY-GAME RECAPS

Game 19 | Jan. 25, 2014
Ole Miss 82, Mississippi State 63
Oxford, Miss. | Tad Smith Coliseum

OXFORD, Miss. - Ole Miss cruised to a 82-63 victory over in-state rival Mississippi State Saturday afternoon led by 19 points each from Marshall Henderson and Jarvis Summers.

The Rebels received contributions from just about everyone on the roster. LaDarius White scored 11 points while Sebastian Saiz scored six points, grabbed 10 rebounds and blocked three shots.

Summers scored on the game's opening possession, driving to the basket for a layup, and Ole Miss never trailed. It was a much different result than two weeks ago, when Mississippi State beat Ole Miss 76-72 in Starkville.

Mississippi State was led by Roquez Johnson and I.J. Ready, who both had 13 points. The Bulldogs had a rough day at the free throw line, making just 6 of 14 (42.9 percent) attempts.

Ole Miss had a 42-32 rebounding advantage. Mississippi State's starters combined for just 30 points.

Ole Miss was the aggressor early, with White and Summers slashing into the lane for easy buckets. The Rebels jumped out to a 20-11 lead and stayed at arm's length for most of the first half despite battling foul trouble.

The Rebels led by as many as 13, but settled for a 38-27 halftime lead. Henderson had 10 first-half points despite making just 1 of 7 3-pointers.

Ole Miss jumped out quickly again in the second half. Mississippi State coach Rick Ray pulled his starters after a lethargic start, but the move backfired with Henderson and Perez hitting back-to-back 3s to push the Rebels ahead 51-32.

Official Basketball Box Score - Game Totals - Final Statistics
Mississippi State vs Ole Miss
1/25/14 3 PM at Oxford, Miss./Tad Smith Coliseum

Mississippi State 63 - 13-6, 3-3 SEC

#	Player	Total			3-Pr			Rebounds			PF	TP	A	TO	Blk	Stl	Min
		FG	FGA	FT	FTA	Off	Def	Total									
00	Colin Borchert	f	2-5	2-4	0-0	0	4	4	3	6	2	1	1	3	24		
20	Gavin Ware	f	3-5	0-0	3-6	2	1	3	3	9	0	2	0	0	18		
01	Fred Thomas	g	3-8	3-6	0-0	0	1	1	2	9	2	0	1	0	29		
04	Trivante Bloodman	g	1-4	0-1	0-1	0	2	2	0	2	4	1	0	0	29		
22	Craig Sward	g	2-7	0-1	0-0	0	2	2	4	3	3	0	2	2	22		
11	Jacoby Davis	g	0-2	0-1	0-0	0	0	0	0	1	0	0	0	0	5		
12	DeQuanya Wilson	g	0-2	0-1	0-0	1	3	4	0	0	1	0	0	0	8		
13	Tevin Moore	g	2-3	1-1	0-2	0	1	1	0	5	0	1	0	0	8		
15	IJ Ready	g	5-10	3-5	0-0	1	1	2	4	13	2	0	0	0	17		
24	Tyson Cunningham	g	1-2	0-0	0-0	0	1	1	0	2	1	0	0	0	10		
26	Roquez Johnson	g	5-11	0-0	3-5	3	5	8	2	13	2	2	0	1	30		
	Team					2	2	4			1						
	Totals		24-59	9-20	6-14	9	23	32	16	63	18	11	2	6	200		

FG % 1st Half:	11-28	39.3%	2nd half:	13-31	41.9%	Game:	24-59	40.7%	Rebounds
3FG % 1st Half:	3-8	37.5%	2nd half:	6-12	50.0%	Game:	9-20	45.0%	Defensive
FT % 1st Half:	2-6	40.0%	2nd half:	4-0	44.4%	Game:	6-14	42.9%	Rebounds

Ole Miss 82 - 14-5, 5-1 SEC

#	Player	Total			3-Pr			Rebounds			PF	TP	A	TO	Blk	Stl	Min
		FG	FGA	FT	FTA	Off	Def	Total									
11	Saiz, Sebastian	f	2-6	0-0	2-2	6	5	11	2	6	3	0	3	0	27		
34	Jones, Aaron	f	3-7	0-0	2-2	3	7	10	2	8	0	0	0	0	25		
10	White, LaDarius	g	4-9	1-2	2-2	0	4	4	2	11	1	1	0	2	24		
22	Henderson, Marshall	g	7-17	2-12	3-3	0	1	1	2	19	4	0	1	4	34		
32	Summers, Jarvis	g	6-11	2-2	5-5	0	1	1	4	19	2	3	0	0	27		
01	Newby, Martavious	g	0-0	0-0	0-0	0	0	0	0	0	0	0	0	0	2		
03	Millinghaus, Derrick	g	2-5	0-2	0-2	0	2	2	1	4	2	2	0	0	14		
04	Cox, Demarco	g	1-2	0-0	0-0	0	1	1	0	2	0	0	1	0	5		
05	Perez, DeAndre	g	0-0	0-0	0-0	0	0	0	0	0	0	0	0	0	0		
13	Perez, Anthony	g	3-4	2-3	1-2	0	7	7	1	9	0	1	1	0	30		
23	Coleby, Dwight	g	1-2	0-0	0-0	1	0	1	0	2	0	1	2	0	9		
24	Joessaar, Janari	g	0-0	0-0	2-2	0	0	0	1	2	0	1	0	0	3		
	Team					2	3	5									
	Totals		29-63	7-21	17-20	12	31	43	15	82	12	9	8	6	200		

FG % 1st Half:	14-31	45.2%	2nd half:	15-32	46.9%	Game:	29-63	46.0%	Rebounds
3FG % 1st Half:	2-11	18.2%	2nd half:	5-10	50.0%	Game:	7-21	33.3%	Defensive
FT % 1st Half:	8-10	80.0%	2nd half:	9-10	90.0%	Game:	17-20	85.0%	Rebounds

Officials: Pat Adams, Roger Ayers, Doug Simms
 Technical fouls: Mississippi State-None, Ole Miss-None.
 Attendance: 8943

Score by periods	1st	2nd	Total
Mississippi State	27	36	63
Ole Miss	38	44	82

Last FG - MS 2nd-00:43, UM 2nd-00:15.
 Largest lead - MS None, UM by 21 2nd-14:44.

Score tied - 1 time.
 Lead changed - 0 times.

Game 20 | Jan. 29, 2014
Tennessee 86, Ole Miss 70
Knoxville, Tenn. | Thompson-Boling Arena

KNOXVILLE, Tenn. - Marshall Henderson had a team-high 26 points and was 8-for-19 behind the arc, but the Rebels fell to Tennessee 86-70 Wednesday night.

Jarvis Summers added 16 points for the Rebels.

Jordan McRae scored 26 points and shot 6 of 7 from 3-point range for Tennessee. Jarnell Stokes had 13 points and 14 rebounds for Tennessee. Jeronne Maymon and Josh Richardson each added 16 points as the Volunteers went 11 of 20 on 3-pointers.

Tennessee's starting backcourt of McRae, Richardson and Barton had shot a combined 2 of 29 for seven points against Florida. The trio of McRae, Richardson and Thompson exceeded that point total in the first three minutes of Wednesday's game.

The Vols led by as many as 19 points in the first half.

Tennessee outrebounded Ole Miss 26-15 and outscored the Rebels 12-0 in second-chance points in the first half. Tennessee swatted away eight shots - all in the first half - to beat the Rebels at their own game.

After leaving the game during the first minute of play due to injury, Henderson wasn't effective immediately upon his return and didn't score his first points until sinking a 3-pointer with 6:24 left in the first half. But he caught fire shortly before halftime and helped the Rebels get back into the game.

The guard sank five 3-pointers during a stretch that lasted just over five minutes and began with 1:11 left in the first half. Henderson's flurry got Ole Miss within single digits after trailing by 16 early in the second half. A 3-pointer by LaDarius White cut Tennessee's lead to 50-45 with 14 minutes remaining.

That's as close as the Rebels would get. Maymon scored six points during a Tennessee 10-2 run that got the lead back to double digits.

Official Basketball Box Score - Game Totals - Final Statistics
Ole Miss vs Tennessee
01/29/14 8:00 p.m. at Knoxville, Tenn. (Thompson-Boling Arena)

Ole Miss 70 - 14-6, 5-2 SEC

#	Player	Total			3-Pr			Rebounds			PF	TP	A	TO	Blk	Stl	Min
		FG	FGA	FT	FTA	Off	Def	Total									
11	Saiz, Sebastian	f	2-3	0-0	0-0	1	1	2	0	4	0	0	0	0	24		
34	Jones, Aaron	f	1-4	0-1	0-0	1	4	5	1	2	0	1	1	2	18		
10	White, LaDarius	g	2-7	1-2	0-0	0	1	1	1	5	2	3	0	1	18		
22	Henderson, Marshall	g	9-22	8-19	0-0	0	2	2	2	26	2	2	0	2	31		
32	Summers, Jarvis	g	6-11	1-2	3-4	0	2	2	3	16	5	1	0	0	27		
03	Millinghaus, Derrick	g	1-4	0-1	0-0	0	0	0	1	2	1	1	0	1	14		
04	Cox, Demarco	g	0-3	0-0	0-0	3	1	4	2	0	0	1	0	0	7		
13	Perez, Anthony	g	1-5	0-3	5-7	0	1	1	1	7	1	0	0	1	32		
23	Coleby, Dwight	g	2-2	0-0	0-1	1	3	4	4	4	0	0	1	0	20		
24	Joessaar, Janari	g	2-2	0-0	0-0	1	0	1	2	4	0	0	0	0	9		
	Team					2	3	5									
	Totals		26-63	10-28	8-12	9	18	27	17	70	11	9	2	7	200		

FG % 1st Half:	12-35	34.3%	2nd half:	14-28	50.0%	Game:	26-63	41.3%	Rebounds
3FG % 1st Half:	4-12	33.3%	2nd half:	6-16	37.5%	Game:	10-28	35.7%	Defensive
FT % 1st Half:	1-3	33.3%	2nd half:	7-8	87.5%	Game:	8-12	66.7%	Rebounds

Tennessee 86 - 43-7, 4-3 SEC

#	Player	Total			3-Pr			Rebounds			PF	TP	A	TO	Blk	Stl	Min
		FG	FGA	FT	FTA	Off	Def	Total									
05	Stokes, Jarnell	f	4-8	0-0	5-7	4	10	14	2	13	2	2	0	1	31		
34	Maymon, Jeronne	f	7-9	0-0	2-2	4	5	9	2	16	0	0	0	0	30		
01	Richardson, Josh	g	6-11	4-7	0-0	1	4	5	2	16	2	2	3	1	33		
15	Thompson, Darius	g	2-5	1-3	2-2	0	2	2	4	7	7	2	0	2	23		
02	McRae, Jordan	g	9-20	6-7	2-2	0	4	4	1	26	4	2	1	0	31		
02	Barton, Antonio	g	1-5	0-3	2-2	0	2	2	1	4	2	1	1	0	17		
04	Moore, Armani	g	0-0	0-0	2-2	1	3	4	1	2	3	1	3	0	21		
10	Ndiaye, Rawane	g	0-1	0-0	0-0	0	0	0	0	0	0	1	0	0	2		
21	Davis, A.J.	g	0-1	0-0	0-0	1	0	1	1	0	0	0	0	0	4		
23	Reese, Derek	g	0-0	0-0	0-0	0	0	0	0	0	0	1	0	0	7		
23	Edwards, D'Montre	g	1-1	0-0	0-0	1	0	1	0	2	0	0	0	0	1		
	Team					2	1	3									
	Totals		30-61	11-20	15-17	14	31	45	15	86	20	12	8	4	200		

FG % 1st Half:	14-28	50.0%	2nd half:	18-33	54.5%	Game:	30-61	49.2%	Rebounds
3FG % 1st Half:	5-11	45.5%	2nd half:	8-9	88.9%	Game:	11-20	55.0%	Defensive
FT % 1st Half:	8-9	88.9%	2nd half:	7-8	87.5%	Game:	15-17	88.2%	Rebounds

Officials: Arlin Pelly, Jeffery Clark, Tim Claugherly
 Technical fouls: Ole Miss-None, Tennessee-None.
 Attendance: 14341

Score by periods	1st	2nd	Total
Ole Miss	29	41	70
Tennessee	41	45	86

GAME-BY-GAME RECAPS

Game 21 | Feb. 1, 2014
Ole Miss 75, South Carolina 71
Oxford, Miss. | Tad Smith Coliseum

OXFORD, Miss. - Jarvis Summers scored 8 of Ole Miss' last 11 points and the Rebels closed the game on a 29-10 run, as Ole Miss came from behind to knock off South Carolina 75-71 Saturday afternoon.

Marshall Henderson scored 21 points and Summers added 15 as Ole Miss rallied from a 15-point deficit in the second half to beat the Gamecocks.

Summers was the catalyst in the comeback, making several clutch plays in the final minutes. He hit a 3-pointer with just under 4 minutes remaining that gave the Rebels a 67-66 lead — their first of the second half.

Then the 6-foot-3 guard hit an 18-foot jumper and a layup to keep the Rebels ahead in the tense final minutes. He also tipped away in the loose ball as the clock wound down, allowing Ole Miss to keep possession and hang on for the victory. He finished 6 of 11 from the field and had eight assists.

White scored 12 and Aaron Jones added 11. The Rebels (15-6, 6-2 Southeastern Conference) shot 44.1 percent (26 of 59) from the field.

South Carolina pushed ahead 61-46 with 10:53 remaining, but that's when Ole Miss started its methodical comeback. South Carolina's Brenton Williams scored 23 points and Sindarius Thornwell added 18. The Gamecocks also lost to Ole Miss 75-74 on Feb. 1 in Columbia.

The Gamecocks started hot again on Saturday, shooting 56 percent in the first half to take 40-35 lead. Williams had 13 points in the first half.

And the good times continued in the second half — for a while. Williams made back-to-back 3-pointers to push the Gamecocks ahead 55-44 with 15:27 remaining and it looked like they might cruise.

It didn't happen. Ole Miss closed the game on a 29-10 run.

Official Basketball Box Score - Game Totals - Final Statistics
South Carolina vs Ole Miss
2/1/14 12:47 PM at Oxford, Miss./Tad Smith Coliseum

South Carolina 71 - 8-13, 1-7 SEC

#	Player	Total			3-Ptr			Rebounds			PF	TP	A	TO	Blk	Stl	Min
		FG	FGA	FT	FTA	Off	Def	Total									
21	HENRY, Demetrius	f	0-6	0-0	2-4	1	0	1	4	2	0	0	0	0	0	10	
24	CARRERA, Michael	f	2-4	0-1	2-6	5	6	11	3	6	0	1	3	1	33		
00	THORNWELL, Sindarius	g	7-12	2-4	4-4	0	5	5	3	20	6	6	2	0	39		
01	WILLIAMS, Brenton	g	6-12	5-8	6-6	2	1	3	1	23	1	0	0	0	34		
10	NOTICE, Duane	g	4-8	0-1	1-3	1	2	3	2	9	4	8	0	2	34		
05	SHAW, Jaylen	g	0-0	0-0	0-0	0	1	1	1	0	0	0	0	0	6		
14	CHAIKEVICIUS, L.	g	2-4	0-0	0-0	0	6	6	1	4	0	2	0	0	18		
20	MCKIE, Justin	g	0-1	0-1	0-0	0	1	1	2	0	2	0	0	0	7		
25	KACINAS, Mindaugas	g	2-2	0-0	3-4	1	2	3	4	7	0	1	1	0	19		
Team						2	2	4									
Totals			23-49	7-15	18-27	12	26	38	21	71	13	18	6	3	200		

FG % 1st Half:	14-25	56.0%	2nd half:	8-24	33.3%	Game:	23-49	46.9%	Double	
3FG % 1st Half:	4-7	57.1%	2nd half:	3-8	37.5%	Game:	7-15	46.7%	Rebounds	5
FT % 1st Half:	8-13	61.5%	2nd half:	10-14	71.4%	Game:	18-27	66.7%		

Ole Miss 75 - 15-6, 6-2 SEC

#	Player	Total			3-Ptr			Rebounds			PF	TP	A	TO	Blk	Stl	Min
		FG	FGA	FT	FTA	Off	Def	Total									
11	Saiz, Sebastian	f	3-7	0-0	0-0	2	4	6	3	6	1	1	0	0	27		
13	Perez, Anthony	f	2-3	2-3	1-4	0	5	5	5	7	0	0	2	0	17		
34	Jones, Aaron	f	4-7	0-0	3-3	2	2	4	3	11	0	0	0	0	28		
22	Henderson, Marshall	g	7-17	2-9	5-5	1	1	2	1	21	2	1	0	4	37		
00	Summers, Jarvis	g	6-11	1-2	2-5	0	1	1	3	15	8	4	2	0	37		
03	Millinghaus, Derrick	g	0-3	0-2	0-0	1	0	1	1	0	0	2	0	0	8		
04	Cox, Demarco	g	0-0	0-0	0-0	0	0	0	1	0	0	0	0	0	8		
10	White, LaDarius	g	3-8	1-3	5-6	3	1	4	2	12	2	1	0	2	28		
23	Coleby, Dwight	g	1-3	0-0	1-1	0	2	2	2	3	0	1	0	0	10		
Team						2	1	3									
Totals			26-59	6-19	17-24	11	17	28	21	75	13	9	5	6	200		

FG % 1st Half:	14-28	50.0%	2nd half:	12-31	38.7%	Game:	26-59	44.1%	Double	
3FG % 1st Half:	3-8	37.5%	2nd half:	3-11	27.3%	Game:	6-19	31.6%	Rebounds	31
FT % 1st Half:	4-8	50.0%	2nd half:	13-18	72.2%	Game:	17-24	70.8%		

Officials: Patrick Egan, Tony Greene, CJ Washington
 Technical fouls: South Carolina-None; Ole Miss-None.
 Attendance: 8977

Score by periods	1st	2nd	Total
South Carolina	40	31	71
Ole Miss	35	40	75

Last FG - SC 2nd-00:10, UM 2nd-00:26.
 Largest lead - SC by 15 2nd-10:53, UM by 9 1st-14:49.

	In	Out	2nd	Final	Bench
Points	28	12	12	2	11
Reb	24	23	12	6	15

Score tied - 5 times.
 Lead changed - 9 times.

Game 22 | Feb. 4, 2014
Kentucky 80, Ole Miss 64
Lexington, Ky. | Rupp Arena

LEXINGTON, Ky. - Ole Miss trailed by just one point at the half, but the Rebels fell at No. 18 Kentucky 80-64 on Tuesday night.

Marshall Henderson led the Rebels with 16 points. The Wildcats' Willie Cauley-Stein notched 18 points and 11 rebounds, and Kentucky shot 60 percent in the second half.

The Wildcats' 7-foot sophomore went 7 of 8 from the field to score more points than his previous six games combined (14) while reaching double digits in rebounds for the first time in nine games.

Cauley-Stein had four blocks and altered other attempts to help limit the Rebels to 36 percent shooting in the second half and 39 percent overall.

Jarvis Summers and LaDarius White added 11 points apiece, while Anthony Perez scored nine. Freshman Sebastian Saiz added seven points for the Rebels.

Kentucky made 15 of 25 from the field in the second half to turn a 35-34 halftime lead into their second consecutive victory.

Aaron Harrison added 16 points while Julius Randle scored 11 of his 12 points after halftime as the Wildcats finished shooting 51 percent from the field.

Official Basketball Box Score - Game Totals - Final Statistics
Ole Miss vs Kentucky
02/04/14 7:00 pm at Rupp Arena - Lexington, KY

Ole Miss 64 - 15-7, 6-3

#	Player	Total			3-Ptr			Rebounds			PF	TP	A	TO	Blk	Stl	Min
		FG	FGA	FT	FTA	Off	Def	Total									
11	Saiz, Sebastian	f	3-6	0-0	1-2	1	1	2	1	7	0	1	1	0	24		
13	Perez, Anthony	f	3-4	1-1	2-2	2	0	2	4	9	2	1	0	1	22		
34	Jones, Aaron	f	1-3	0-0	0-0	3	1	4	2	2	0	0	2	1	23		
22	Henderson, Marshall	g	6-18	4-12	0-0	0	1	1	1	16	0	3	0	0	34		
00	Summers, Jarvis	g	4-13	1-5	2-2	0	1	1	3	11	3	1	1	0	29		
03	Millinghaus, Derrick	g	1-3	0-1	0-0	0	3	3	2	2	1	0	0	0	14		
04	Cox, Demarco	g	1-2	0-0	0-0	1	0	1	3	2	0	0	0	0	12		
10	White, LaDarius	g	4-13	0-2	3-4	3	2	5	1	11	2	2	0	0	27		
23	Coleby, Dwight	g	2-3	0-0	0-0	1	1	2	5	4	1	0	1	0	13		
24	Joesaar, Janari	g	0-0	0-0	0-0	0	1	1	0	0	0	0	0	0	2		
Team						3	1	4									
Totals			25-65	6-21	8-10	14	12	26	22	64	9	8	5	2	200		

FG % 1st Half:	15-37	40.5%	2nd half:	10-28	35.7%	Game:	25-65	38.5%	Double	
3FG % 1st Half:	3-11	27.3%	2nd half:	3-10	30.0%	Game:	6-21	28.6%	Rebounds	21
FT % 1st Half:	1-2	50.0%	2nd half:	7-8	87.5%	Game:	8-10	80.0%		

Kentucky 80 - 17-5, 7-2

#	Player	Total			3-Ptr			Rebounds			PF	TP	A	TO	Blk	Stl	Min
		FG	FGA	FT	FTA	Off	Def	Total									
30	Randle, Julius	f	2-6	0-0	8-10	1	4	5	1	12	0	0	1	0	25		
44	Johnson, Dakari	c	2-4	0-0	1-2	1	1	2	1	5	0	1	4	0	9		
01	Young, James	g	2-8	0-5	6-10	2	1	3	2	10	1	1	0	1	34		
02	Harrison, Aaron	g	5-10	2-5	4-4	2	4	6	1	16	2	2	0	1	34		
05	Harrison, Andrew	g	3-4	0-1	3-4	0	2	2	2	9	5	3	0	0	34		
00	Lee, Marcus	g	0-0	0-0	0-0	0	0	0	0	0	0	0	0	0	1		
03	Polson, Jarrod	g	0-1	0-1	0-0	0	0	0	0	2	0	0	0	0	8		
04	Hood, Jon	g	0-0	0-0	0-0	0	0	0	0	0	0	0	0	0	1		
15	Cauley-Stein, Willie	g	7-8	0-0	4-5	5	6	11	2	18	2	2	6	1	29		
22	Poythress, Alex	g	5-9	0-0	0-1	3	4	7	2	10	0	0	1	0	20		
25	Hawkins, Dominique	g	0-0	0-0	0-0	0	0	0	0	0	0	0	0	0	4		
35	Willis, Derek	g	0-1	0-1	0-0	0	0	0	0	0	0	0	0	0	1		
Team						1	4	5									
Totals			26-51	2-13	26-36	15	26	41	13	80	10	10	12	3	200		

FG % 1st Half:	11-28	39.3%	2nd half:	15-25	60.0%	Game:	26-51	51.2%	Double	
3FG % 1st Half:	2-10	20.0%	2nd half:	0-3	0.0%	Game:	2-13	15.4%	Rebounds	7
FT % 1st Half:	11-18	61.1%	2nd half:	15-18	83.3%	Game:	26-36	72.2%		

Officials: Joe Lindsay, Antonio Petty, Jamie Lucie
 Technical fouls: Ole Miss-None; Kentucky-None.
 Attendance: 22100

Score by periods	1st	2nd	Total
Ole Miss	35	29	64
Kentucky	35	45	80

GAME-BY-GAME RECAPS

Game 23 | Feb. 8, 2014
Ole Miss 91, Missouri 88
Oxford, Miss. | Tad Smith Coliseum

OXFORD, Miss. - Senior Marshall Henderson scored 29 points, including eight 3-pointers, and four Rebels scored in double figures, as the Rebels held off the Missouri Tigers 91-88.

Henderson hit 8-of-15 from 3-point range and added five assists for Ole Miss, who remained in sole possession of third place. Jarvis Summers and LaDarius White had 16 points apiece, and Anthony Perez 11.

Missouri trailed 91-83 with 19 seconds left and had an opportunity to force overtime, but a 28-foot shot by Earnest Ross bounced off the front of the rim at the buzzer. Missouri trailed by as many as 17 and 50-35 at halftime before a belated rally.

Ross led the Tigers with 24 points, Jordan Clarkson scored 23, Jabari Brown 20 and Ryan Rossburg 11.

Ole Miss shot 50 percent from the field (29 of 58) and 48.3 percent (14 of 20) from 3-point range. Missouri shot 47.5 percent (28 of 59) from the field, and hit 11 3-pointers, led by Ross with five.

The Rebels out-rebounded Missouri 34-33, paced by Aaron Jones and Sebastian Saiz, with 11 and 10, respectively.

Ole Miss wiped out an early Missouri advantage with a 14-3 run that built a 22-14 lead with 12:24 in the first half. The Rebels hit four 3-pointers, including a pair from Henderson, who added a nifty assist to Perez for another 3-pointer to highlight the go-ahead outburst.

The Rebels led the rest of the way, although Missouri rallied in the second half to pull within two points on four occasions and at 79-78 on a 3-point shot by Brown with 3:18 left.

Ole Miss outscored Missouri 6-0 in the following minute, all by Summers, and built a seemingly insurmountable 91-83 lead with 19 seconds remaining. Missouri scrambled within 91-88 and forced a turnover with 0.9 remaining, setting up a final opportunity for Ross.

Official Basketball Box Score - Game Totals - Final Statistics
Missouri vs Ole Miss
2/8/14 4 PM at Oxford, Miss./Tad Smith Coliseum

#	Player	Total		3-Ptr		Rebounds			PF	TP	A	TO	Blk	Stl	Min
		FG-FGA	FG-FGA	FT-FTA	Off	Def	Tot								
01	WILLIAMS, Johnathan	1	0-2	0-0	0-0	3	3	6	3	0	1	4	1	0	22
44	ROSSBURG, Ryan	f	5-7	0-0	1-2	3	2	5	4	11	0	0	1	0	27
05	CLARKSON, Jordan	q	8-16	3-5	4-4	1	4	5	4	23	3	3	0	1	36
32	BROWN, Jabari	g	6-13	1-6	7-7	2	5	7	1	20	4	1	0	0	39
33	ROSS, Earnest	g	6-15	5-14	7-11	1	5	6	4	24	4	2	0	1	39
01	CLARK, Wes	2-5	2-3	0-0	0-0	2	2	2	6	3	1	0	1	0	19
02	CROSSWELL, Tony	0-0	0-0	0-0	0-0	0	0	0	4	0	0	1	0	0	6
11	RECTOR, Shane	0-0	0-0	0-0	0-0	0	0	0	1	0	0	0	0	0	1
24	JONES, Tomen	1-1	0-0	2-2	0-0	0	0	0	3	4	0	0	0	0	9
45	POST, Keanau	0-0	0-0	0-0	0-0	0	0	0	0	0	0	0	0	0	2
Team						1	1	2							
Totals			29-59	11-29	21-26	11	22	33	26	88	15	12	2	3	200
FG % 1st Half:		10-25	40.0%	2nd half:	18-34	52.9%	Game:		28-56	47.5%					Double
3FG % 1st Half:		4-10	40.0%	2nd half:	7-18	38.9%	Game:		11-28	39.3%					Rebounds
FT % 1st Half:		11-13	84.6%	2nd half:	10-13	76.9%	Game:		21-26	80.8%					2

Ole Miss 91 - 16-7, 7-3 SEC

#	Player	Total		3-Ptr		Rebounds			PF	TP	A	TO	Blk	Stl	Min
		FG-FGA	FG-FGA	FT-FTA	Off	Def	Tot								
11	Saiz, Sebastian	f	1-3	0-0	4-4	4	6	10	4	6	0	3	1	0	26
13	Perez, Anthony	f	3-6	1-2	4-6	3	2	5	2	11	1	2	0	1	24
34	Jones, Aaron	f	2-7	0-0	3-3	6	5	11	3	7	1	0	0	0	31
22	Henderson, Marshall	g	10-18	8-15	1-3	0	2	2	0	29	5	3	0	1	38
32	Summers, Jarvis	g	5-12	1-5	5-7	0	0	0	4	16	4	2	0	1	31
03	Millinghaus, Derrick	2-5	0-2	0-0	0	1	1	1	4	2	0	0	2	12	
04	Cox, Demarco	1-1	0-0	0-0	0	0	0	2	2	0	0	0	0	8	
10	White, LaDarius	5-6	4-5	2-5	0	3	3	2	16	6	0	1	1	25	
23	Coleby, Dwight	0-0	0-0	0-0	0	0	0	1	0	0	1	1	0	5	
Team						1	1	2							
Totals			29-58	14-29	19-26	14	20	34	19	91	19	11	3	6	200
FG % 1st Half:		17-32	53.1%	2nd half:	12-26	46.2%	Game:		29-56	51.8%					Double
3FG % 1st Half:		9-16	56.3%	2nd half:	5-13	38.5%	Game:		14-29	48.3%					Rebounds
FT % 1st Half:		7-9	77.8%	2nd half:	12-19	63.2%	Game:		19-26	72.7%					2.5

Officials: Anthony Jordan, Brian Shey, Leslie Jones
 Technical fouls: Missouri-CLARKSON, Jordan. Ole Miss-White, LaDarius.
 Attendance: 8088

Score by periods	1st	2nd	Total
Missouri	35	53	88
Ole Miss	50	41	91

Last FG - MU-M 2nd-00:23, UM 2nd-01:30
 Largest lead - MU-M by 3 1st-15:58, UM by 18 1st-02:46

Score tied - 2 times.
 Lead changed - 2 times.

Game 24 | Feb. 11, 2014
Alabama 67, Ole Miss 64
Tuscaloosa, Ala. | Coleman Coliseum

TUSCALOOSA, Ala. - Marshall Henderson led Ole Miss with 14 points and Anthony Perez added 13, but the Rebels fell to Alabama 67-64 on a last-second 3-pointer by the Crimson Tide's Trevor Releford Tuesday night.

Releford scored 21 of his 26 points in the second half and accounted for 14 of Alabama's 16 points over the final 5 minutes with an assist on the other basket. The Crimson Tide are now 10-14, 4-7 in the Southeastern Conference.

Jarvis Summers had tied the game on two free throws with 13 seconds left for the Rebels (16-8, 7-4). Then Releford brought the ball across midcourt, passed once and got it right back.

Nick Jacobs added 18 points and eight rebounds for Alabama while Shannon Hale scored 15. Releford made 8 of 9 free throws.

LaDarius White had 10 points and eight rebounds for the Rebels.

Releford's two free throws with 1:11 left put Alabama up 64-58. Then Aaron Jones made 1 of 2 free throws and Perez saved an offensive rebound out to Henderson, who drilled a 3-pointer over Retin Obasohan.

Then Hale missed a 3-pointer and Ole Miss, down by two points, called a timeout with 17 seconds remaining to set up a play.

Releford fouled Summers, who made both, but finished with nine points on 2-of-9 shooting.

Official Basketball Box Score - Game Totals - Final Statistics
Ole Miss vs Alabama
2/11/14 8 p.m. at Tuscaloosa, Ala. (Coleman Coliseum)

Ole Miss 64 - 16-8, 7-4

#	Player	Total		3-Ptr		Rebounds			PF	TP	A	TO	Blk	Stl	Min
		FG-FGA	FG-FGA	FT-FTA	Off	Def	Tot								
11	Saiz, Sebastian	f	2-4	0-0	0-0	2	0	2	3	4	0	1	1	0	16
13	Perez, Anthony	f	4-9	2-5	3-4	1	3	4	3	13	1	1	1	1	30
34	Jones, Aaron	f	1-5	0-0	1-2	0	4	4	1	3	1	1	1	1	27
22	Henderson, Marshall	g	4-15	4-14	2-3	0	1	1	0	14	0	2	0	1	31
32	Summers, Jarvis	g	2-9	0-1	5-6	1	3	4	4	9	4	1	1	1	32
03	Millinghaus, Derrick	3-7	0-2	3-4	0	2	2	1	9	4	1	0	2	18	
04	Cox, Demarco	0-0	0-0	0-0	1	1	2	2	0	1	0	0	0	8	
10	White, LaDarius	4-6	2-3	0-0	0	8	8	2	10	0	4	0	0	28	
23	Coleby, Dwight	1-1	0-0	0-0	1	2	3	2	2	0	0	0	0	10	
Team					4	0	4								
Totals			21-56	8-25	14-19	10	24	34	18	64	10	12	4	6	200
FG % 1st Half:		9-28	32.1%	2nd half:	12-28	42.9%	Game:		21-56	37.5%					Double
3FG % 1st Half:		4-12	33.3%	2nd half:	4-13	30.8%	Game:		8-25	32.0%					Rebounds
FT % 1st Half:		4-7	57.1%	2nd half:	10-12	83.3%	Game:		14-19	73.7%					2

Alabama 67 - 10-14, 4-7

#	Player	Total		3-Ptr		Rebounds			PF	TP	A	TO	Blk	Stl	Min
		FG-FGA	FG-FGA	FT-FTA	Off	Def	Tot								
11	Hale, Shannon	f	3-12	1-6	8-12	1	2	3	3	15	3	1	0	1	39
15	Jacobs, Nick	f	9-13	0-0	0-2	5	3	8	3	18	0	1	1	0	28
00	Key, Algie	g	0-3	0-0	0-0	1	2	3	0	2	3	0	2	2	22
12	Releford, Trevor	g	8-16	2-6	8-9	2	3	5	1	26	3	3	0	2	34
21	Cooper, Rodney	q	2-8	0-3	0-0	2	8	10	2	4	2	1	0	0	37
10	Taylor, Jimmie	1-2	0-0	0-1	1	2	3	1	4	0	1	2	0	12	
20	Randolph, Levi	0-3	0-2	0-0	1	2	3	0	0	2	0	0	0	9	
32	Obasohan, Retin	0-1	0-0	0-0	0	2	2	3	0	0	0	3	3	19	
Team					1	4	5								
Totals			24-58	3-17	16-24	14	28	42	13	67	10	12	6	8	200
FG % 1st Half:		13-29	44.8%	2nd half:	11-29	37.9%	Game:		24-58	41.4%					Double
3FG % 1st Half:		1-9	11.1%	2nd half:	2-8	25.0%	Game:		3-17	17.6%					Rebounds
FT % 1st Half:		6-13	46.2%	2nd half:	10-11	90.9%	Game:		16-24	66.7%					4

Officials: Ron Groover, Roger Ayers, Mark Whitehead
 Technical fouls: Ole Miss-None. Alabama-None.
 Attendance: 9703

Score by periods	1st	2nd	Total
Ole Miss	26	38	64
Alabama	33	34	67

Points	In	Off	2nd	Fast	Bench
UM	Paint	T/O	Chance	Break	
Ole Miss	18	12	13	2	21
UA	34	14	12	4	4

Last FG - UM 2nd-00:57, UA 2nd-00:52
 Largest lead - UM by 4 2nd-09:19, UA by 12 1st-11:47

Score tied - 5 times.
 Lead changed - 7 times.

GAME-BY-GAME RECAPS

Game 25 | Feb. 15, 2014
Georgia 61, Ole Miss 60
Athens, Ga. | Stegeman Coliseum

ATHENS, Ga. - Senior Marshall Henderson scored 24 points, but Ole Miss dropped an SEC road battle at Georgia 61-60 on Saturday.

Kenny Gaines scored 21 points for the Bulldogs and Charles Mann hit the go-ahead free throw with 1.5 seconds remaining to give Georgia the win.

After a three-point play by Jarvis Summers tied the game at 60-all, Mann dribbled most of the final 30 seconds down before driving and cutting, drawing a foul from Ole Miss freshman Dwight Coleby. Mann missed the first free throw but made the second for the one-point lead.

Gaines had nine points in a 13-0 run midway through the second half that gave Georgia its first lead since early in the game. Mann had 17 points for Georgia.

Marshall Henderson made five 3-pointers, including four in the first half, and led the Rebels with 24 points. Ole Miss led 26-15 in the first half.

Ole Miss led 40-37 before a four-point play by Gaines gave Georgia its first lead since 7-6 and started the run of 13 unanswered points. Gaines added another 3-pointer and two free throws as Georgia took a 50-40 lead.

Ole Miss began its comeback after Georgia took its big lead at 53-42. Henderson, fouled on a 3-point attempt, made three free throws to cut the lead to 54-52. A jam by Anthony Perez tied the game at 54-all, but Perez was called for a technical foul for hanging on the rim. Gaines made one of two free throws to give Georgia a 55-54 lead.

Following an offensive foul on Georgia's Marcus Thornton, Henderson made two free throws to give the Rebels the lead. Summers, who had 11 points, added one free throw before Georgia's Nemanja Djuricic scored on a baseline drive for a 57-57 tie.

Official Basketball Box Score - Game Totals - Final Statistics
Ole Miss vs Georgia
02/15/14 4:00 p.m. at Stegeman Coliseum - Athens, Ga.

Ole Miss 60 • 16-9 (7-5)

#	Player	Total			3-Ptr			Rebounds			PF	TP	A	TO	Blk	Stl	Min
		FG-FGA	FG-FGA	FT-FTA	Off	Def	Total	Off	Def	Total							
11	Saiz, Sebastian	f	1-4	0-0	1-2	1	1	2	3	3	0	0	0	1	1	14	
19	Perez, Anthony	f	1-4	0-1	1-2	0	4	4	1	3	1	0	0	1	7	26	
23	Coleby, Dwight	c	2-6	0-0	0-3	3	3	6	2	4	0	0	2	0	2	21	
10	White, LaDarius	g	1-7	0-4	0-0	0	3	3	4	2	2	0	0	2	25		
32	Summers, Jarvis	g	4-12	0-1	3-4	0	4	4	4	11	3	0	0	2	24		
03	Millinghaus, Derrick	g	1-5	1-3	2-4	0	2	2	1	5	2	0	0	1	20		
04	Cox, Demarco	g	2-3	0-0	0-2	1	0	1	2	4	0	0	0	1	11		
22	Henderson, Marshall	g	6-13	5-11	7-7	0	0	0	3	24	2	2	0	0	31		
24	Joesaar, Janari	g	0-0	0-0	2-2	0	0	0	2	0	2	0	0	0	1		
34	Jones, Aaron	g	1-5	0-1	0-0	4	2	6	2	2	0	1	2	0	27		
Team						4			2								
Totals			19-59	6-21	16-26	13	21	34	22	60	10	3	4	7	200		

FG % 1st Half: 10-31 32.3%	2nd half: 9-28 32.1%	Game: 19-59 32.2%	Deadball Rebounds 6
3FG % 1st Half: 5-11 45.5%	2nd half: 1-10 10.0%	Game: 6-21 28.6%	
FT % 1st Half: 3-7 42.9%	2nd half: 13-19 68.4%	Game: 16-26 61.5%	

Georgia 61 • 14-10 (8-4)

#	Player	Total			3-Ptr			Rebounds			PF	TP	A	TO	Blk	Stl	Min
		FG-FGA	FG-FGA	FT-FTA	Off	Def	Total	Off	Def	Total							
02	Thornton, Marcus	f	2-4	0-0	3-4	5	6	11	3	7	3	2	3	0	28		
16	Williams, Dontez	f	4-5	0-0	0-0	2	5	7	3	8	0	0	0	0	26		
31	Morris, Brandon	f	1-10	0-1	0-0	5	2	7	1	2	1	1	2	0	35		
04	Mann, Charles	g	2-8	1-5	12-16	1	7	8	4	17	4	2	0	1	37		
12	Gaines, Kenny	g	6-11	5-8	4-5	1	1	2	3	21	3	2	0	2	25		
09	Parker, Juwan	g	0-6	0-2	0-0	1	2	3	1	0	4	1	0	0	15		
06	Dixon, Tim	g	0-0	0-0	0-0	0	1	1	0	0	0	0	0	0	2		
11	Forté, Cameron	g	0-0	0-0	0-0	0	0	0	0	0	0	0	0	0	1		
26	Geno, Kenny Paul	g	0-0	0-0	0-0	0	0	0	1	0	1	1	0	0	3		
30	Frazier, J.J.	g	0-1	0-1	0-1	0	0	0	1	0	0	1	0	0	6		
42	Djuricic, Nemanja	g	2-7	1-6	1-2	0	5	5	2	6	0	1	0	0	22		
Team						3			2								
Totals			17-52	7-23	20-28	18	31	49	19	61	14	12	7	1	200		

FG % 1st Half: 7-23 30.4%	2nd half: 10-29 34.5%	Game: 17-52 32.7%	Deadball Rebounds 4,1
3FG % 1st Half: 2-10 20.0%	2nd half: 9-13 69.2%	Game: 7-22 31.8%	
FT % 1st Half: 7-11 63.6%	2nd half: 13-17 76.5%	Game: 20-28 71.4%	

Officials: Pat Adams, John Hampton, Jeff Smith
Technical fouls: Ole Miss-None. Georgia-None.
Attendance: 10522
Technical on UM 1.3 at 3:16 2nd half.
Flagrant 1 on UGA 02 at 1:55 2nd half.

Score by periods	1st	2nd	Total
Ole Miss	28	32	60
Georgia	23	38	61

Last FG - UM 2nd-00:33, UGA 2nd-00:47.
Largest lead - UM by 11 1st-04:18, UGA by 11 2nd-06:01.

Score tied - 9 times.
Lead changed - 7 times.

Game 26 | Feb. 18, 2014
Kentucky 84, Ole Miss 70
Oxford, Miss. | Tad Smith Coliseum

OXFORD, Miss. - Jarvis Summers scores 22 and Anthony Perez scores 21, but the Rebels' second-half comeback fell short as the Wildcats defeat Ole Miss 84-70.

Julius Randle had 25 points and 13 rebounds, Aaron Harrison added 17 points for the No. 18 Wildcats.

Kentucky dominated throughout most of the game, going on a 15-0 run midway through the first half to take a 25-11 lead that proved insurmountable.

It was Randle's 14th double-double of the season. Kentucky was active in the paint and had several alley-oop dunks, jumping over the Rebels' overmatched defense. The Wildcats had seven dunks in the first half alone.

Randle had a double-double before halftime, with 10 points and 10 rebounds as the Wildcats built a 42-25 lead. Kentucky shot 58.6 percent from the field in the first half, finishing on several high-percentage looks inside and shooting 6 of 13 from 3-point range.

Kentucky had a big lead for most of the second half until a late Ole Miss rally. The Rebels cut it to 76-70 with 1:48 remaining after Perez banked in a 3-pointer, but Randle drove the lane and made a short jumper to stop the surge.

The Rebels simply couldn't contain Kentucky's big men -- especially Randle. The 6-foot-9 freshman had an efficient night, going 6 of 7 from the field and 13 of 14 at the free throw line. It was his third straight double-double.

But the rest of the Wildcats were good, too. James Young scored 16 points and Andrew Harrison added 10.

Marshall Henderson scored 18 for Ole Miss, but shot just 5 of 17 from the field, including 5 for 14 from 3-point range. The Rebels made only 38.7 percent from the floor (24 of 62).

Official Basketball Box Score - Game Totals - Final Statistics
Kentucky vs Ole Miss
2/18/14 6 PM at Oxford, Miss./Tad Smith Coliseum

Kentucky 84 • 20-4, 10-3 SEC

#	Player	Total			3-Ptr			Rebounds			PF	TP	A	TO	Blk	Stl	Min
		FG-FGA	FG-FGA	FT-FTA	Off	Def	Total	Off	Def	Total							
30	Randle, Julius	f	6-7	0-0	13-14	4	9	13	2	25	0	4	1	1	29		
41	Johnson, Dakari	c	0-3	0-0	0-0	1	1	2	0	0	0	0	0	0	9		
01	Young, James	g	6-12	2-7	2-2	1	5	6	1	16	5	5	0	0	35		
02	Harrison, Aaron	g	6-13	1-4	4-4	0	4	4	3	17	4	2	0	2	36		
05	Harrison, Andrew	g	2-6	2-5	4-4	1	2	3	10	4	4	0	0	3	34		
03	Polson, Jarrod	g	1-2	1-2	0-0	0	1	1	0	3	2	1	0	0	11		
15	Caulley-Sloan, Willie	g	2-3	0-0	4-6	3	3	6	4	8	0	0	3	1	31		
22	Poythress, Alex	g	2-2	1-1	0-0	0	3	3	2	5	1	1	0	1	15		
Team						0			1								
Totals			25-48	7-19	27-30	10	29	39	17	84	16	19	4	5	200		

FG % 1st Half: 17-29 58.6%	2nd half: 8-19 42.1%	Game: 25-48 52.1%	Deadball Rebounds 3,1
3FG % 1st Half: 6-13 46.2%	2nd half: 1-8 12.5%	Game: 7-19 36.8%	
FT % 1st Half: 2-2 100.0%	2nd half: 25-28 89.3%	Game: 27-30 90.0%	

Ole Miss 70 • 16-10, 7-6 SEC

#	Player	Total			3-Ptr			Rebounds			PF	TP	A	TO	Blk	Stl	Min
		FG-FGA	FG-FGA	FT-FTA	Off	Def	Total	Off	Def	Total							
34	Jones, Aaron	f	1-5	1-1	0-0	4	2	6	1	3	0	2	0	1	29		
23	Coleby, Dwight	c	1-3	0-0	1-2	0	3	3	2	3	0	2	0	0	16		
10	White, LaDarius	g	1-4	0-2	0-0	0	0	0	1	2	0	0	0	24			
22	Henderson, Marshall	g	5-17	5-14	3-3	0	1	1	3	18	1	1	0	1	30		
32	Summers, Jarvis	g	9-17	1-6	3-3	1	2	3	4	22	4	2	0	2	34		
01	Newby, Martavious	g	0-1	0-0	0-0	1	0	1	2	0	0	0	0	1	9		
03	Millinghaus, Derrick	g	0-1	0-1	0-0	0	0	0	2	0	3	0	0	1	10		
04	Cox, Demarco	g	0-0	0-0	1-2	0	0	0	0	1	0	0	0	0	3		
11	Saiz, Sebastian	g	0-1	0-0	0-0	1	1	2	3	0	1	1	0	2	20		
13	Perez, Anthony	g	7-12	2-3	5-5	2	2	4	3	21	0	5	0	0	24		
24	Joesaar, Janari	g	0-1	0-0	0-0	0	0	0	0	0	0	0	0	0	1		
Team						1			2								
Totals			24-62	9-27	13-15	10	13	23	21	70	11	13	0	8	200		

FG % 1st Half: 8-28 28.6%	2nd half: 16-30 53.3%	Game: 24-62 38.7%	Deadball Rebounds 0
3FG % 1st Half: 3-10 30.0%	2nd half: 6-17 35.3%	Game: 9-27 33.3%	
FT % 1st Half: 8-7 114.3%	2nd half: 7-8 87.5%	Game: 13-15 86.7%	

Officials: Doug Shows, Rick Harrel, Mike Kils
Technical fouls: Kentucky-Harrison, Aaron. Ole Miss-White, LaDarius.
Attendance: 8478

Score by periods	1st	2nd	Total
Kentucky	42	42	84
Ole Miss	25	45	70

Last FG - UK 2nd-01:17, UM 2nd-01:48.
Largest lead - UK by 22 2nd-02:10, UM by 2 1st-19:20.

Score tied - 2 times.
Lead changed - 3 times.

GAME-BY-GAME RECAPS

Game 27 | Feb. 22, 2014
Florida 75, Ole Miss 71
Oxford, Miss. | Tad Smith Coliseum

OXFORD, Miss. - Jarvis Summers scored 20 points, including 14 in the second half, and Marshall Henderson added 22 first-half points, but it was not enough as the No. 2 Florida Gators knock off the Rebels 75-71.

Scottie Wilbekin scored 18 points and Michael Frazier II added 17 as the No. 2 Gators rallied to knock off the Rebels.

Florida survived a hot start from the Rebels' Henderson, who scored 22 points in the first half but was then held scoreless.

The game was tied at 59 with eight minutes left, but Florida scored the next six points to take control.

And it was quickly apparent on Saturday that the 6-foot-2 guard was feeling good again. He shot 7 of 14 from the field — including 5 of 11 from 3-point range — as the two teams fought to an entertaining 42-all tie by halftime.

The Gators' vaunted defense, which is easily the best statistically in the SEC, had few answers for Henderson early. He made several difficult shots with a hand in his face.

It didn't last.

Henderson cooled off in the second half — missing all six of his shot attempts — and Florida did enough offensively to win. Frazier and Wilbekin made back-to-back 3s to push the Gators ahead 54-51 with 13:58 remaining.

The Rebels stayed in the game thanks to a big second half from Anthony Perez and Summers. Perez made a layup to tie the game at 59 with 8:01 remaining.

But Florida wouldn't be denied. Wilbekin stole the ball on the next possession and passed down the court to Patric Young, who finished with a dunk. Casey Prather made a 10-foot jumper on the next possession and the Gators never trailed again.

Young added 12 points and five rebounds for the Gators.

Official Basketball Box Score - Game Totals - Final Statistics
Florida vs Ole Miss
2/22/14 11 AM at Oxford, Miss./Tad Smith Coliseum

Florida 75 - 25-2, 14-0 SEC

#	Player	Total		3-Pr		Rebounds			PF	TP	A	TO	Blk	Stl	Min			
		FG	FGA	FG	FGA	FT	FTA	Off								Def	Total	
15	Yeguete, Will	f	2-3	0-1	3-4	2	3	5	3	7	1	1	0	0	26			
24	Prather, Casey	f	3-10	0-1	1-2	2	3	5	2	7	2	3	0	0	27			
04	Young, Patric	c	4-5	0-0	4-4	1	4	5	2	12	1	1	0	0	29			
05	Wilbekin, Scottie	g	6-12	4-10	2-2	0	2	2	3	18	7	5	0	1	38			
20	Frazier, Michael	g	5-12	5-10	2-2	1	2	3	2	17	2	3	0	1	29			
10	Finney-Smith, Dorian	g	1-5	1-5	2-2	2	3	5	0	5	4	1	1	0	28			
23	Walker, Chris	g	1-1	0-0	0-1	1	0	1	0	2	0	0	0	0	6			
25	Walker, DeVon	g	2-6	2-6	1-2	1	0	1	0	7	1	0	0	2	15			
30	Kurtz, Jacob	g	0-0	0-0	0-0	0	0	0	0	1	0	0	0	0	2			
	Team					5	2	7										
Totals			24-54	12-33	15-19	34	12	75	19	14	1	4	200					
FG % 1st Half: 14-27		51.9%	2nd half: 10-27		37.0%	Game: 24-54		44.4%	3FG % 1st Half: 8-16		50.0%	2nd half: 4-17		23.5%	Game: 12-33		36.4%	Rebounds
FT % 1st Half: 8-9		88.9%	2nd half: 9-10		90.0%	Game: 15-19		78.9%										2

Ole Miss 71 - 16-11, 7-7 SEC

#	Player	Total		3-Pr		Rebounds			PF	TP	A	TO	Blk	Stl	Min			
		FG	FGA	FG	FGA	FT	FTA	Off								Def	Total	
13	Perez, Anthony	f	4-9	0-3	2-2	2	1	3	2	10	2	5	0	3	25			
34	Jones, Aaron	f	3-8	0-1	0-0	6	3	9	2	6	0	0	3	0	36			
23	Coleby, Dwight	c	2-3	0-0	2-2	0	1	1	1	6	4	0	0	0	22			
22	Henderson, Marshall	g	7-20	5-16	3-3	0	1	1	2	22	1	2	0	2	37			
32	Summers, Jarvis	g	8-12	2-3	2-4	1	2	3	2	20	4	4	0	2	31			
01	Newby, Martavious	g	2-3	1-1	0-0	2	4	6	4	5	0	0	0	0	17			
03	Millinghaus, Derrick	g	0-1	0-1	0-0	0	0	0	0	4	0	0	0	1	9			
04	Cox, Demarco	g	0-0	0-0	0-0	0	1	1	0	0	0	0	0	0	4			
10	White, LaDarius	g	0-0	0-0	0-0	0	1	1	0	0	0	1	0	0	8			
11	Saiz, Sebastian	g	1-4	0-0	0-0	3	0	3	2	2	0	0	0	2	11			
	Team					1	3	4										
Totals			27-60	8-25	9-11	15	17	32	16	71	15	13	3	10	200			
FG % 1st Half: 14-20		48.3%	2nd half: 13-31		41.9%	Game: 27-60		45.0%	3FG % 1st Half: 8-13		46.2%	2nd half: 2-12		16.7%	Game: 8-25		32.0%	Rebounds
FT % 1st Half: 8-9		88.9%	2nd half: 1-2		50.0%	Game: 9-11		81.8%										1

Officials: Lee Cassell, James Barber, Tim Gattis
 Technical fouls: Florida-None, Ole Miss-None.
 Attendance: 8140

Score by periods	1st	2nd	Total
Florida	42	33	75
Ole Miss	42	29	71

Last FG - UF 2nd-02:25, UM 2nd-08:04.
 Largest lead - UF by 10 1st-06:42, UM by 3 2nd-17:24.

In Points: UF 14, UM 34
 Off TCO: UF 15, UM 14
 2nd Chance: UF 21, UM 8
 Fast Break: UF 4, UM 7
 Score tied - 9 times.
 Lead changed - 14 times.

Game 28 | Feb. 26, 2014
Ole Miss 79, Alabama 67
Oxford, Miss. | Tad Smith Coliseum

OXFORD, Miss. - Sophomore Martavious Newby posted his first career double-double with 15 points and 10 rebounds, as Ole Miss rolled Alabama 79-67 Wednesday night.

Jarvis Summers scored 20 points and sparked a decisive first half surge to help lift the Rebels to the win. Ole Miss snapped a four-game losing streak by racing to a 26-13 lead and never allowing Alabama to get closer than six points again. The win snapped a four-game losing streak and kept the Rebels in a tie for fourth place in the Southeastern Conference.

Marshall Henderson and Aaron Jones added 13 and 12, respectively. Henderson set an SEC record at 61 consecutive games with a 3-point shot, breaking the mark on his first attempt from the field.

Shannon Hale led Alabama with 27 points and nine rebounds as the Crimson Tide fell to 0-13 on the road. Trevor Releford scored 16 points, 14 in the second half and Levi Randolph added 13.

Ole Miss used a 16-5 run midway through the first half to build a commanding 26-13 lead. Summers connected on five free throws, two assists and a short jumper to highlight what proved to be the game's decisive surge.

The Rebels led 43-28 at halftime and managed to preserve the lead on the strength of a 26-of-31 performance, 83.9 percent, from the free throw line and winning the rebounding battle 42-24.

Alabama closed within 64-58 on a Releford basket with 6:10 remaining, but the Rebels quickly answered with a 7-1 spurt that settled the issue. The Crimson Tide managed only three baskets the rest of the way.

Official Basketball Box Score - Game Totals - Final Statistics
Alabama vs Ole Miss
2/26/14 7 PM at Oxford, Miss./Tad Smith Coliseum

Alabama 67 - 11-17, 5-10 SEC

#	Player	Total		3-Pr		Rebounds			PF	TP	A	TO	Blk	Stl	Min			
		FG	FGA	FG	FGA	FT	FTA	Off								Def	Total	
10	Taylor, Jimmie	f	1-1	0-0	0-0	0	1	1	4	2	0	0	0	0	11			
11	Hale, Shannon	f	7-12	3-5	10-11	2	7	9	3	27	0	2	0	1	38			
12	Releford, Trevor	g	6-14	2-8	2-5	1	4	5	4	16	3	6	0	4	38			
21	Cooper, Rodney	g	1-5	1-3	3-4	3	0	3	2	6	2	0	0	0	36			
30	Obesohan, ReIn	g	1-5	0-3	1-3	0	2	2	4	3	3	5	0	0	29			
00	Key, Algie	g	0-1	0-0	0-0	0	0	0	2	0	0	0	0	0	4			
04	Engstrom, Carl	g	0-0	0-0	0-0	0	0	0	2	0	0	0	0	0	8			
20	Randolph, Levi	g	4-9	0-3	5-5	0	0	2	13	3	1	1	0	2	30			
35	Slaughter, Dakota	g	0-1	0-1	0-0	0	1	1	1	0	1	0	1	0	6			
	Team					1	2	3										
Totals			20-48	6-23	21-28	7	17	24	24	67	12	14	1	7	200			
FG % 1st Half: 7-22		31.8%	2nd half: 13-20		65.0%	Game: 20-48		41.7%	3FG % 1st Half: 2-10		20.0%	2nd half: 4-13		30.8%	Game: 6-23		26.1%	Rebounds
FT % 1st Half: 12-14		85.7%	2nd half: 9-14		64.3%	Game: 21-28		75.0%										21

Ole Miss 79 - 17-11, 8-7 SEC

#	Player	Total		3-Pr		Rebounds			PF	TP	A	TO	Blk	Stl	Min			
		FG	FGA	FG	FGA	FT	FTA	Off								Def	Total	
13	Perez, Anthony	f	3-7	0-3	3-3	2	6	8	3	9	2	2	1	0	23			
34	Jones, Aaron	f	6-10	0-1	0-0	4	2	6	3	12	1	2	2	1	30			
10	White, LaDarius	g	1-4	0-1	1-2	0	0	0	1	3	1	2	0	0	16			
22	Henderson, Marshall	g	4-13	2-8	3-3	1	0	1	3	13	2	4	0	4	35			
32	Summers, Jarvis	g	5-15	1-6	9-10	1	3	4	4	20	5	1	0	1	38			
01	Newby, Martavious	g	4-4	2-2	5-7	4	6	10	4	15	2	3	0	1	31			
04	Cox, Demarco	g	1-2	0-0	3-4	1	5	6	2	5	0	0	0	0	16			
11	Saiz, Sebastian	g	0-1	0-0	2-2	3	2	5	3	2	0	0	0	0	7			
23	Coleby, Dwight	g	0-2	0-0	0-0	0	0	0	0	0	0	0	0	0	4			
	Team					1	1	2										
Totals			24-58	5-21	26-31	17	25	42	23	79	13	14	3	7	200			
FG % 1st Half: 14-33		42.4%	2nd half: 10-25		40.0%	Game: 24-58		41.4%	3FG % 1st Half: 4-11		36.4%	2nd half: 1-10		10.0%	Game: 5-21		23.8%	Rebounds
FT % 1st Half: 11-14		78.6%	2nd half: 15-17		88.2%	Game: 26-31		83.9%										4.1

Officials: Anthony Jordan, Mike Nance, Jeffrey Anderson
 Technical fouls: Alabama-None, Ole Miss-None.
 Attendance: 7105

Score by periods	1st	2nd	Total
Alabama	28	39	67
Ole Miss	43	36	79

Last FG - UA 2nd-01:07, UM 2nd-01:22.
 Largest lead - UA None, UM by 17 2nd-19:47.

Score tied - 2 times.
 Lead changed - 8 times.

GAME-BY-GAME RECAPS

Game 29 | Mar. 1 2014
Texas A&M 71, Ole Miss 60
College Station, Texas | Reed Arena

COLLEGE STATION, Texas - Junior Jarvis Summers had a team-high 18 points and senior Marshall Henderson added 16 points, but the Rebels fell to Texas A&M 71-60 Saturday night.

Jamal Jones scored 21 points and grabbed five boards to lead Texas A&M, who outscored the Rebels by 11 in the second half to break a 33 all game open.

The Aggies outscored the Rebels 30-24 in the paint, and their 50.9 percent from the field (27 of 53) marked their best effort in seven contests. Jordan Green earned the start in the absence of Faybon Harris and Smith and turned in a career-high 16 points.

Official Basketball Box Score - Game Totals - Final Statistics
Ole Miss vs Texas A&M
03/01/14 5:00 PM at Reed Arena (College Station, TX)

Ole Miss 60 - 17-12, 8-8 SEC

#	Player	Total			3-Pr			Rebounds			PF	TP	A	TO	Blk	Stl	Min
		FG-FGA	FG-FGA	FT-FTA	Off	Def	Total	Off	Def	Total							
01	Newby,Marlavious	* 1-2	0-1	0-0	0	4	4	1	2	1	3	0	0	23			
13	Perez,Anthony	* 1-9	1-4	1-2	2	5	7	1	4	0	0	2	0	27			
22	Henderson,Marshall	* 5-18	5-16	1-3	1	0	1	2	16	1	2	0	0	30			
32	Summers,Jarvis	* 7-12	1-3	3-5	0	2	2	1	18	4	0	0	1	35			
34	Jones,Aaron	* 1-3	0-0	0-0	2	3	5	1	2	1	0	0	0	23			
04	Cox,Demarco	0-1	0-0	0-0	1	1	2	0	0	0	0	1	0	9			
10	White,LaDarius	3-8	0-5	3-3	1	2	3	1	9	0	1	0	0	17			
11	Saiz,Sebastian	4-6	0-0	1-2	4	2	6	2	9	0	0	0	0	19			
23	Coleby,Dwight	0-0	0-0	0-0	0	1	1	1	0	0	0	0	0	12			
24	Joesaar,Janari	0-2	0-2	0-0	1	1	2	0	1	0	0	0	1	5			
Team					0			3						1			
Totals		22-61	7-31	9-15	12	24	36	12	60	8	7	3	2	200			
FG % 1st Half: 13-20		44.0%	2nd half: 9-32	28.1%	Game: 22-61		38.1%	Rebounds									
3FG % 1st Half: 4-14		28.0%	2nd half: 3-17	17.0%	Game: 7-31		22.0%	3.1									
FT % 1st Half: 3-4		75.0%	2nd half: 6-11	54.5%	Game: 9-15		60.0%										

Texas A&M 71 - 17-12, 8-8 SEC

#	Player	Total			3-Pr			Rebounds			PF	TP	A	TO	Blk	Stl	Min
		FG-FGA	FG-FGA	FT-FTA	Off	Def	Total	Off	Def	Total							
05	Green,Jordan	* 6-12	2-6	2-4	1	3	4	2	16	2	1	0	0	36			
14	Roberson,Kourtney	* 6-6	0-0	1-2	1	4	5	2	13	1	1	1	1	33			
21	Canuso,Alex	* 2-9	0-3	3-4	0	7	7	2	7	9	2	1	1	33			
23	Jones,Jamal	* 7-18	4-13	3-5	2	3	5	2	21	2	0	0	2	35			
24	Space,Anwan	* 4-5	0-1	0-2	0	5	5	2	8	1	1	1	1	35			
04	Miller,Javano	0-0	0-0	0-0	0	3	3	1	0	1	0	0	0	13			
10	McDonald,Blake	2-3	2-2	0-0	0	1	1	1	6	2	0	0	0	13			
25	Dobbins,Kyle	0-0	0-0	0-0	0	0	0	1	0	0	1	0	0	2			
Team					1			4						5			
Totals		27-53	8-25	9-17	5	30	35	13	71	18	6	3	5	200			
FG % 1st Half: 14-31		45.2%	2nd half: 13-22	59.1%	Game: 27-53		50.9%	Rebounds									
3FG % 1st Half: 5-15		33.3%	2nd half: 3-10	30.0%	Game: 8-25		32.0%	4									
FT % 1st Half: 0-3		0.0%	2nd half: 9-14	64.3%	Game: 9-17		52.9%										

Officials: Tony Gossau, Jeff Smith, Byron Jarrett
 Technical fouls: Ole Miss-None. Texas A&M-Jones,Janari.
 Attendance: 6511

Score by periods	1st	2nd	Total
Ole Miss	33	27	60
Texas A&M	33	38	71

Game 30 | Mar. 5, 2014
Texas A&M 71, Ole Miss 60
Fayetteville, Ark. | Bud Walton Arena

FAYETTEVILLE, Ark. - Hot-shooting Arkansas downed Ole Miss 110-80 Wednesday night in Fayetteville. Senior Marshall Henderson led the Rebels with 15 points, while junior Jarvis Summers added 11 points.

Anthon Bell scored a career-high 23 points for the Razorbacks.

Bell and Mardracus Wade, who finished with a season-high 18 points, combined to hit 12 of Arkansas' 17 3-pointers - matching the school's mark for most made in an SEC game.

The Razorbacks led by as many as 43 points in the second half.

The Razorbacks trailed 17-16 early in the game after a Summers' jumper, but Bell - who topped his previous career high of 19 points - followed with a 3-point barrage that left Arkansas up 56-34 at halftime.

Bell, who finished 7-of-10 shooting on 3-pointers, scored 14 of the Razorbacks' next 17 points after the Rebels went ahead. The sophomore did so by hitting 4-of-5 3-pointers during the stretch, and his 23 points overall came in just 12 minutes of action.

Wade was 5-of-7 on 3-pointers on his way to a season high in points. The Razorbacks finished 17-of-30 overall from behind the arc.

Official Basketball Box Score - Game Totals - Final Statistics
Ole Miss vs Arkansas
03/05/14 7:00 p.m. at Fayetteville, Ark. (Bud Walton Arena)

Ole Miss 60 - 17-13, 8-9 SEC

#	Player	Total			3-Pr			Rebounds			PF	TP	A	TO	Blk	Stl	Min
		FG-FGA	FG-FGA	FT-FTA	Off	Def	Total	Off	Def	Total							
11	Saiz,Sebastian	f 3-5	0-0	4-7	2	3	5	1	10	1	2	0	0	20			
13	Perez,Anthony	f 3-8	0-2	4-7	2	5	7	1	10	1	3	0	1	22			
01	Newby,Marlavious	g 3-7	2-3	0-0	0	4	4	1	8	2	1	0	0	23			
22	Henderson,Marshall	g 6-15	3-11	0-0	0	4	4	1	15	1	5	0	1	29			
32	Summers,Jarvis	g 4-14	1-5	2-2	0	0	0	1	11	2	4	0	0	31			
04	Cox,Demarco	2-3	0-0	1-2	2	2	4	2	5	0	0	0	0	12			
10	White,LaDarius	3-10	2-5	0-0	1	3	4	2	8	4	2	0	2	21			
23	Coleby,Dwight	2-3	0-0	1-2	4	3	7	1	5	0	0	0	0	17			
24	Joesaar,Janari	2-7	0-3	4-6	4	3	7	3	8	0	0	0	1	11			
34	Jones,Aaron	0-3	0-0	0-0	2	2	4	2	0	0	1	2	0	14			
Team					3			0						3			
Totals		28-75	8-29	16-26	20	29	49	15	80	11	18	2	5	200			
FG % 1st Half: 14-26		40.0%	2nd half: 14-40	35.0%	Game: 28-75		37.3%	Rebounds									
3FG % 1st Half: 4-14		28.0%	2nd half: 4-15	26.7%	Game: 8-29		27.5%	7									
FT % 1st Half: 2-4		50.0%	2nd half: 14-22	63.6%	Game: 16-26		61.5%										

Arkansas 110 - 21-9, 10-7 SEC

#	Player	Total			3-Pr			Rebounds			PF	TP	A	TO	Blk	Stl	Min
		FG-FGA	FG-FGA	FT-FTA	Off	Def	Total	Off	Def	Total							
04	CLARKE, Coty	f 5-7	2-2	1-1	0	2	2	2	13	2	0	1	3	18			
10	PORTIS, Bobby	f 1-4	0-0	2-2	0	6	6	1	4	5	0	3	3	21			
01	WADE, Mardracus	g 6-8	5-7	1-2	0	2	2	4	18	3	0	0	0	18			
03	SCOTT, Rickey	g 0-2	0-1	2-2	0	1	1	2	2	2	2	0	0	16			
10	GULLEY, Fred	g 1-3	0-1	0-0	1	1	2	1	2	2	0	0	0	19			
02	MADDEEN, Rashad	5-8	1-4	3-3	1	2	3	0	14	7	1	0	3	19			
05	HARRIS, Alandisae	4-6	1-1	4-4	0	0	0	4	13	2	1	0	0	13			
05	BELL, Anthon	8-11	7-10	0-0	0	1	1	0	23	0	0	0	1	12			
20	HAYDAR, Kikka	1-2	1-2	0-0	1	1	2	1	3	2	0	0	0	11			
21	WATKINS, Manuale	0-1	0-0	0-0	1	1	2	0	0	0	0	0	0	6			
22	WILLIAMS, Jacorey	3-7	0-0	2-2	1	2	3	0	8	0	2	0	0	12			
23	WAGNER, DeQuavious	0-3	0-0	0-0	0	0	0	1	0	1	0	0	0	5			
24	QUALLS, Michael	3-12	0-2	2-2	1	1	2	1	8	1	0	0	1	16			
33	KINGSLEY, Moses	0-3	0-0	2-2	3	5	8	4	2	0	0	2	1	14			
Team					1			2						3			
Totals		37-77	17-30	19-20	10	27	37	21	110	27	6	6	12	200			
FG % 1st Half: 19-30		63.0%	2nd half: 18-41	43.0%	Game: 37-77		48.1%	Rebounds									
3FG % 1st Half: 9-16		56.3%	2nd half: 8-14	57.1%	Game: 17-30		56.7%	2.3									
FT % 1st Half: 0-0		0.0%	2nd half: 10-10	100.0%	Game: 19-20		95.0%										

Officials: Ted Valentine (R), Mark Whitehead, Michael Roberts
 Technical fouls: Ole Miss-None. Arkansas-None.
 Attendance: 15082
 Estimated Actual Attendance: 10,508

Score by periods	1st	2nd	Total
Ole Miss	34	46	80
Arkansas	56	54	110

2013-14 Ole Miss Rebel Basketball
Ole Miss Combined Team Statistics (as of Mar 05, 2014)
All games

RECORD:	OVERALL	HOME	AWAY	NEUTRAL
ALL GAMES	17-13	11-5	4-8	2-0
CONFERENCE	8-9	6-2	2-7	0-0
NON-CONFERENCE	9-4	5-3	2-1	2-0

#	Player	gp-gs	min	avg	Total		3-Point		F-Throw		Rebounds				pf	dq	a	to	blk	stl	pts	avg
					fg-fga	fg%	3fg-fga	3fg%	ft-fa	ft%	off	def	tot	avg								
22	Henderson,Marshall	27-19	826	30.6	155-426	.364	118-329	.359	85-105	.810	7	41	48	1.8	45	0	56	51	2	40	513	19.0
32	Summers,Jarvis	30-30	912	30.4	169-349	.484	43-99	.434	130-167	.778	11	61	72	2.4	84	0	114	71	10	28	511	17.0
10	White,LaDarius	30-16	664	22.1	77-206	.374	24-82	.293	48-70	.686	11	84	95	3.2	45	0	63	46	4	23	226	7.5
13	Perez,Anthony	29-11	589	20.3	64-154	.416	24-70	.343	64-91	.703	31	73	104	3.6	65	2	21	44	18	20	216	7.4
03	Millinghaus,Derrick	27-9	527	19.5	68-196	.347	19-73	.260	40-64	.625	4	46	50	1.9	35	1	66	30	1	29	195	7.2
34	Jones,Aaron	30-25	824	27.5	76-180	.422	2-11	.182	29-41	.707	101	102	203	6.8	76	2	11	23	63	26	183	6.1
11	Saiz,Sebastian	30-12	593	19.8	58-125	.464	0-0	.000	33-51	.647	74	96	170	5.7	70	2	14	31	24	19	149	5.0
04	Cox,Demarco	30-15	507	16.9	47-88	.534	0-0	.000	33-62	.532	47	72	119	4.0	64	2	6	19	24	14	127	4.2
01	Newby,Martavious	22-10	318	14.5	23-41	.561	6-11	.545	13-22	.591	17	46	63	2.9	36	0	22	14	5	18	65	3.0
24	Joesaar,Janari	12-0	51	4.3	9-19	.474	2-8	.250	8-10	.800	9	9	18	1.5	10	0	1	3	0	4	28	2.3
23	Coleby,Dwight	25-3	255	10.2	19-43	.442	0-0	.000	12-23	.522	18	24	42	1.7	39	1	7	12	18	1	50	2.0
00	Martin,Jerron	2-0	7	3.5	1-2	.500	1-1	1.000	0-0	.000	0	0	0	0.0	2	0	1	0	0	0	3	1.5
05	Peeper,Cade	3-0	2	0.7	0-0	.000	0-0	.000	0-0	.000	0	1	1	0.3	0	0	0	0	0	0	0	0.0
Team											63	53	116		1		2					
Total.....		30	6075		766-1829	.419	239-684	.349	495-706	.701	393	708	1101	36.7	572	10	382	346	169	222	2266	75.5
Opponents.....		30	6075		736-1742	.423	225-648	.347	500-730	.685	398	779	1177	39.2	586	-	447	417	132	165	2197	73.2

TEAM STATISTICS	UM	OPP	Date	Opponent	Score	Att.		
SCORING	2266	2197	11/8/13	TROY	w 69-54	6809		
Points per game	75.5	73.2	11/16/13	at Coastal Carolina Uni	w 72-70	3241		
Scoring margin	+2.3	-	11/22/13	MISSISSIPPI VALLEY	w 111-82	6267		
FIELD GOALS-ATT	766-1829	736-1742	11/26/13	NORTH CAROLINA A&T	w 84-50	6511		
Field goal pct	.419	.423	11/29/13	vs Georgia Tech	w 77-67	0		
3 POINT FG-ATT	239-684	225-648	11/30/13	vs Penn State	w 79-76	3088		
3-point FG pct	.349	.347	12/5/13	at Kansas State	L 58-61	11990		
3-pt FG made per game	8.0	7.5	12/8/13	OREGON	Lot 105-115	8212		
FREE THROWS-ATT	495-706	500-730	12/14/13	MIDDLE TENNESSEE	w 72-63	6186		
Free throw pct	.701	.685	12/18/13	LOUISIANA MONROE	w 75-62	5754		
F-Throws made per game	16.5	16.7	12/22/13	MERCER	L 76-79	7794		
REBOUNDS	1101	1177	12/30/13	at WKU	w 79-74	7523		
Rebounds per game	36.7	39.2	1/4/14	DAYTON	Lot 80-83	7035		
Rebounding margin	-2.5	-	* 1/9/14	AUBURN	w 65-62	6355		
ASSISTS	382	447	* 01-11-14	at Mississippi State	L 72-76	8841		
Assists per game	12.7	14.9	* 1/15/14	LSU	Wot 88-74	7884		
TURNOVERS	346	417	* 1/18/14	at South Carolina	w 75-74	14302		
Turnovers per game	11.5	13.9	* 01/22/14	at Vanderbilt	w 63-52	8952		
Turnover margin	+2.4	-	* 1/25/14	MISSISSIPPI STATE	w 82-63	8843		
Assist/turnover ratio	1.1	1.1	* 01/29/14	at Tennessee	L 70-86	14341		
STEALS	222	165	* 2/1/14	SOUTH CAROLINA	w 75-71	6977		
Steals per game	7.4	5.5	* 02/04/14	at Kentucky	L 64-80	22168		
BLOCKS	169	132	* 2/8/14	MISSOURI	w 91-88	8696		
Blocks per game	5.6	4.4	* 2/11/14	at Alabama	L 64-67	9703		
ATTENDANCE	117104	137445	* 02/15/14	at Georgia	L 60-61	10523		
Home games-Avg/Game	16-7319	12-11196	* 2/18/14	KENTUCKY	L 70-84	8476		
Neutral site-Avg/Game	-	2-1544	* 2/22/14	FLORIDA	L 71-75	8140		
Score by Periods	1st	2nd	OT	Totals				
Ole Miss	1061	1163	42	2266	* 03/01/14	at Texas A&M	L 60-71	6811
Opponents	1012	1144	41	2197	* 03/05/14	at Arkansas	L 80-110	15962

* = Conference game

2013-14 Ole Miss Rebel Basketball
Ole Miss Combined Team Statistics (as of Mar 05, 2014)
Conference games

RECORD:	OVERALL	HOME	AWAY	NEUTRAL
ALL GAMES	8-9	6-2	2-7	0-0
CONFERENCE	8-9	6-2	2-7	0-0
NON-CONFERENCE	0-0	0-0	0-0	0-0

##	Player	gp-gs	min	avg	Total		3-Point		F-Throw		Rebounds				pf	dq	a	to	blk	stl	pts	avg	
					fg-fga	fg%	3fg-fga	3fg%	ft-fta	ft%	off	def	tot	avg									
22	Henderson,Marshall	15-14	501	33.4	92-251	.367	65-191	.340	39-45	.867	5	22	27	1.8	26	0	31	34	1	26	288	19.2	
32	Summers,Jarvis	17-17	550	32.4	95-215	.442	19-55	.345	71-90	.789	5	34	39	2.3	47	0	72	42	4	18	280	16.5	
13	Perez,Anthony	16-10	396	24.8	47-108	.435	15-45	.333	44-60	.733	25	48	73	4.6	38	1	15	26	9	14	153	9.6	
10	White,LaDarius	17-10	386	22.7	46-121	.380	19-54	.352	25-41	.610	9	47	56	3.3	28	0	29	23	3	15	136	8.0	
34	Jones,Aaron	17-15	449	26.4	42-108	.389	2-10	.200	13-17	.765	61	54	115	6.8	41	2	7	12	30	14	99	5.8	
11	Saiz,Sebastian	17-10	334	19.6	34-74	.459	0-0	.000	19-26	.731	40	46	86	5.1	40	1	9	18	10	7	87	5.1	
03	Millinghaus,Derrick	14-2	224	16.0	20-68	.294	6-32	.188	12-19	.632	1	21	22	1.6	17	0	30	15	0	13	58	4.1	
01	Newby,Martavious	11-2	156	14.2	15-25	.600	5-8	.625	5-7	.714	11	24	35	3.2	18	0	7	11	3	8	40	3.6	
24	Joesaar,Janari	9-0	44	4.9	6-14	.429	1-6	.167	8-10	.800	8	7	15	1.7	9	0	1	2	0	2	21	2.3	
23	Coleby,Dwight	17-3	198	11.6	16-36	.444	0-0	.000	7-13	.538	14	20	34	2.0	25	1	6	4	10	0	39	2.3	
04	Cox,Demarco	17-2	187	11.0	10-24	.417	0-0	.000	8-18	.444	13	24	37	2.2	29	1	0	5	4	4	28	1.6	
05	Peeper,Cade	1-0	0	0.0	0-0	.000	0-0	.000	0-0	.000	0	0	0	0.0	0	0	0	0	0	0	0	0.0	
Team											37	33	70		1		2						
Total.....		17	3425		423-1044	.405	132-401	.329	251-346	.725	229	380	609	35.8	319	6	207	194	74	121	1229	72.3	
Opponents.....		17	3425		415-961	.432	129-376	.343	302-426	.709	215	432	647	38.1	307	-	262	226	92	100	1261	74.2	

TEAM STATISTICS	UM	OPP	Date	Opponent	Score	Att.
SCORING	1229	1261	*	1/9/14	AUBURN	w 65-62 6355
Points per game	72.3	74.2	*	01-11-14	at Mississippi State	L 72-76 8841
Scoring margin	-1.9	-	*	1/15/14	LSU	Wot 88-74 7884
FIELD GOALS-ATT	423-1044	415-961	*	1/18/14	at South Carolina	w 75-74 14302
Field goal pct	.405	.432	*	01/22/14	at Vanderbilt	w 63-52 8952
3 POINT FG-ATT	132-401	129-376	*	1/25/14	MISSISSIPPI STATE	w 82-63 8843
3-point FG pct	.329	.343	*	01/29/14	at Tennessee	L 70-86 14341
3-pt FG made per game	7.8	7.6	*	2/1/14	SOUTH CAROLINA	w 75-71 6977
FREE THROWS-ATT	251-346	302-426	*	02/04/14	at Kentucky	L 64-80 22168
Free throw pct	.725	.709	*	2/8/14	MISSOURI	w 91-88 8696
F-Throws made per game	14.8	17.8	*	2/11/14	at Alabama	L 64-67 9703
REBOUNDS	609	647	*	02/15/14	at Georgia	L 60-61 10523
Rebounds per game	35.8	38.1	*	2/18/14	KENTUCKY	L 70-84 8476
Rebounding margin	-2.2	-	*	2/22/14	FLORIDA	L 71-75 8140
ASSISTS	207	262	*	2/26/14	ALABAMA	w 79-67 7165
Assists per game	12.2	15.4	*	03/01/14	at Texas A&M	L 60-71 6811
TURNOVERS	194	226	*	03/05/14	at Arkansas	L 80-110 15962
Turnovers per game	11.4	13.3	* = Conference game			
Turnover margin	+1.9	-				
Assist/turnover ratio	1.1	1.2				
STEALS	121	100				
Steals per game	7.1	5.9				
BLOCKS	74	92				
Blocks per game	4.4	5.4				
ATTENDANCE	62536	111603				
Home games-Avg/Game	8-7817	9-12400				
Neutral site-Avg/Game	-	0-0				

Score by Periods	1st	2nd	OT	Totals
Ole Miss	575	635	19	1229
Opponents	595	661	5	1261

2013-14 Ole Miss Rebel Basketball
Ole Miss Team Game-by-Game (as of Mar 05, 2014)
All games

TEAM STATISTICS

Opponent	Date	Score		Total		3-Pointers		Free throws		Rebounds				pf	a	t/o	blk	stl	pts	avg
				fg-fga	pct	3fg-fga	pct	ft-fta	pct	off	def	tot	avg							
TROY	11/8/13	69-54	W	25-72	.347	6-28	.214	13-23	.565	26	27	53	53.0	23	11	12	5	8	69	69.0
at Coastal Carolina Uni	11/16/13	72-70	W	20-50	.400	8-19	.421	24-40	.600	6	35	41	47.0	20	10	15	9	9	72	70.5
MISSISSIPPI VALLEY	11/22/13	111-82	W	36-71	.507	9-19	.474	30-38	.789	18	28	46	46.7	13	17	11	8	10	111	84.0
NORTH CAROLINA A&T	11/26/13	84-50	W	29-57	.509	10-22	.455	16-24	.667	8	25	33	43.2	19	19	9	9	9	84	84.0
vs Georgia Tech	11/29/13	77-67	W	27-62	.435	8-21	.381	15-21	.714	12	28	40	42.6	21	12	10	10	6	77	82.6
vs Penn State	11/30/13	79-76	W	30-65	.462	11-24	.458	8-18	.444	12	26	38	41.8	17	16	7	9	5	79	82.0
at Kansas State	12/5/13	58-61	L	22-58	.379	3-18	.167	11-18	.611	13	25	38	41.3	26	7	13	9	7	58	78.6
OREGON	12/8/13	105-115	Lot	31-70	.443	15-35	.429	28-38	.737	15	21	36	40.6	28	17	18	5	4	105	81.9
MIDDLE TENNESSEE	12/14/13	72-63	W	23-51	.451	7-18	.389	19-29	.655	7	20	27	39.1	18	13	8	5	10	72	80.8
LOUISIANA MONROE	12/18/13	75-62	W	22-54	.407	10-25	.400	21-27	.778	9	24	33	38.5	11	15	12	7	13	75	80.2
MERCER	12/22/13	76-79	L	27-61	.443	7-24	.292	15-23	.652	15	20	35	38.2	19	14	13	9	4	76	79.8
at WKU	12/30/13	79-74	W	27-60	.450	9-16	.563	16-25	.640	9	26	35	37.9	19	11	11	5	9	79	79.8
DAYTON	1/4/14	80-83	Lot	24-54	.444	4-14	.286	28-36	.778	14	23	37	37.8	19	13	13	5	7	80	79.8
AUBURN	1/9/14	65-62	W	23-53	.434	7-14	.500	12-21	.571	13	17	30	37.3	13	14	9	7	10	65	78.7
at Mississippi State	01-11-14	72-76	L	26-69	.377	10-29	.345	10-12	.833	16	31	47	37.9	24	11	16	4	6	72	78.3
LSU	1/15/14	88-74	Wot	28-65	.431	10-22	.455	22-27	.815	15	34	49	38.6	20	22	14	5	7	88	78.9
at South Carolina	1/18/14	75-74	W	21-49	.429	5-21	.238	28-37	.757	8	23	31	38.2	27	9	20	10	12	75	78.6
at Vanderbilt	01/22/14	63-52	W	25-69	.362	6-18	.333	7-12	.583	20	24	44	38.5	14	9	9	6	14	63	77.8
MISSISSIPPI STATE	1/25/14	82-63	W	29-63	.460	7-21	.333	17-20	.850	12	31	43	38.7	15	12	9	8	6	82	78.0
at Tennessee	01/29/14	70-86	L	26-63	.413	10-28	.357	8-12	.667	9	18	27	38.2	17	11	9	2	7	70	77.6
SOUTH CAROLINA	2/1/14	75-71	W	26-59	.441	6-19	.316	17-24	.708	11	17	28	37.7	21	13	9	5	6	75	77.5
at Kentucky	02/04/14	64-80	L	25-65	.385	6-21	.286	8-10	.800	14	12	26	37.1	22	9	8	5	2	64	76.9
MISSOURI	2/8/14	91-88	W	29-58	.500	14-29	.483	19-28	.679	14	20	34	37.0	19	19	11	3	6	91	77.5
at Alabama	2/11/14	64-67	L	21-56	.375	8-25	.320	14-19	.737	10	24	34	36.9	18	10	12	4	6	64	76.9
at Georgia	02/15/14	60-61	L	19-59	.322	6-21	.286	16-26	.615	13	21	34	36.8	22	10	3	4	7	60	76.2
KENTUCKY	2/18/14	70-84	L	24-62	.387	9-27	.333	13-15	.867	10	13	23	36.2	21	11	13	0	8	70	76.0
FLORIDA	2/22/14	71-75	L	27-60	.450	8-25	.320	9-11	.818	15	17	32	36.1	16	15	13	3	10	71	75.8
ALABAMA	2/26/14	79-67	W	24-58	.414	5-21	.238	26-31	.839	17	25	42	36.3	23	13	14	3	7	79	75.9
at Texas A&M	03/01/14	60-71	L	22-61	.361	7-31	.226	9-15	.600	12	24	36	36.3	12	8	7	3	2	60	75.4
at Arkansas	03/05/14	80-110	L	28-75	.373	8-29	.276	16-26	.615	20	29	49	36.7	15	11	18	2	5	80	75.5
Ole Miss		2266		766-1829	.419	239-684	.349	495-706	.701	393	708	1101	36.7	572	382	346	169	222	2266	75.5
Opponents		2197		736-1742	.423	225-648	.347	500-730	.685	398	779	1177	39.2	586	447	417	132	165	2197	73.2

Games played: 30
Points/game: 75.5
FG Pct: 41.9
3FG Pct: 34.9
FT Pct: 70.1

Rebounds/game: 36.7
Assists/game: 12.7
Turnovers/game: 11.5
Assist/turnover ratio: 1.1
Steals/game: 7.4
Blocks/game: 5.6

2013-14 Ole Miss Rebel Basketball
Ole Miss Opponent Game-by-Game (as of Mar 05, 2014)
All games

OPPONENT STATISTICS

Opponent	Date	Score		Total		3-Pointers		Free throws		Rebounds				pf	a	t/o	blk	stl	pts	avg
				fg-fga	pct	3fg-fga	pct	ft-fta	pct	off	def	tot	avg							
TROY	11/8/13	69-54	W	17-49	.347	4-17	.235	16-25	.640	10	28	38	38.0	21	9	15	1	3	54	54.0
at Coastal Carolina Uni	11/16/13	72-70	W	26-70	.371	5-27	.185	13-24	.542	14	34	48	43.0	28	10	12	4	7	70	62.0
MISSISSIPPI VALLEY	11/22/13	111-82	W	30-69	.435	12-24	.500	10-15	.667	13	24	37	41.0	28	14	16	3	4	82	68.7
NORTH CAROLINA A&T	11/26/13	84-50	W	12-47	.255	4-17	.235	22-29	.759	13	24	37	40.0	20	8	21	3	3	50	64.0
vs Georgia Tech	11/29/13	77-67	W	23-63	.365	7-20	.350	14-22	.636	15	27	42	40.4	16	14	12	2	7	67	64.6
vs Penn State	11/30/13	79-76	W	28-59	.475	9-22	.409	11-18	.611	9	28	37	39.8	15	15	9	6	5	76	66.5
at Kansas State	12/5/13	58-61	L	19-52	.365	4-16	.250	19-34	.559	16	27	43	40.3	17	12	15	5	4	61	65.7
OREGON	12/8/13	105-115	Lot	38-65	.585	11-18	.611	28-35	.800	6	28	34	39.5	27	25	15	1	11	115	71.9
MIDDLE TENNESSEE	12/14/13	72-63	W	24-60	.400	4-18	.222	11-21	.524	21	27	48	40.4	21	15	14	3	3	63	70.9
LOUISIANA MONROE	12/18/13	75-62	W	25-66	.379	7-17	.412	5-10	.500	20	25	45	40.9	21	15	17	3	8	62	70.0
MERCER	12/22/13	76-79	L	26-60	.433	6-20	.300	21-26	.808	15	24	39	40.7	20	12	13	3	4	79	70.8
at WKU	12/30/13	79-74	W	22-56	.393	12-28	.429	18-25	.720	12	29	41	40.8	20	16	17	3	2	74	71.1
DAYTON	1/4/14	80-83	Lot	31-65	.477	11-28	.393	10-20	.500	19	22	41	40.8	25	20	15	3	4	83	72.0
AUBURN	1/9/14	65-62	W	22-56	.393	8-22	.364	10-15	.667	19	21	40	40.7	20	13	18	5	7	62	71.3
at Mississippi State	01-11-14	72-76	L	22-58	.379	4-21	.190	28-42	.667	10	27	37	40.5	13	17	9	6	11	76	71.6
LSU	1/15/14	88-74	Wot	24-65	.369	8-26	.308	18-30	.600	15	26	41	40.5	22	15	15	9	10	74	71.8
at South Carolina	1/18/14	75-74	W	22-60	.367	6-21	.286	24-36	.667	18	22	40	40.5	29	15	21	5	9	74	71.9
at Vanderbilt	01/22/14	63-52	W	20-53	.377	3-20	.150	9-17	.529	13	27	40	40.4	13	10	17	9	2	52	70.8
MISSISSIPPI STATE	1/25/14	82-63	W	24-59	.407	9-20	.450	6-14	.429	9	23	32	40.0	16	18	11	2	6	63	70.4
at Tennessee	01/29/14	70-86	L	30-61	.492	11-20	.550	15-17	.882	14	31	45	40.2	15	20	12	8	4	86	71.2
SOUTH CAROLINA	2/1/14	75-71	W	23-49	.469	7-15	.467	18-27	.667	12	26	38	40.1	21	13	18	6	3	71	71.1
at Kentucky	02/04/14	64-80	L	26-51	.510	2-13	.154	26-36	.722	15	26	41	40.2	13	10	10	12	3	80	71.5
MISSOURI	2/8/14	91-88	W	28-59	.475	11-28	.393	21-26	.808	11	22	33	39.9	26	15	12	2	3	88	72.3
at Alabama	2/11/14	64-67	L	24-58	.414	3-17	.176	16-24	.667	14	28	42	40.0	13	10	12	6	8	67	72.0
at Georgia	02/15/14	60-61	L	17-52	.327	7-23	.304	20-28	.714	18	31	49	40.3	19	14	12	7	1	61	71.6
KENTUCKY	2/18/14	70-84	L	25-48	.521	7-19	.368	27-30	.900	10	29	39	40.3	17	16	19	4	5	84	72.1
FLORIDA	2/22/14	71-75	L	24-54	.444	12-33	.364	15-19	.789	15	19	34	40.0	12	19	14	1	4	75	72.2
ALABAMA	2/26/14	79-67	W	20-48	.417	6-23	.261	21-28	.750	7	17	24	39.5	24	12	14	1	7	67	72.0
at Texas A&M	03/01/14	60-71	L	27-53	.509	8-25	.320	9-17	.529	5	30	35	39.3	13	18	6	3	5	71	72.0
at Arkansas	03/05/14	80-110	L	37-77	.481	17-30	.567	19-20	.950	10	27	37	39.2	21	27	6	6	12	110	73.2
Opponents		2197		736-1742	.423	225-648	.347	500-730	.685	398	779	1177	39.2	586	447	417	132	165	2197	73.2
Ole Miss		2266		766-1829	.419	239-684	.349	495-706	.701	393	708	1101	36.7	572	382	346	169	222	2266	75.5

Games played: 30
Points/game: 73.2
FG Pct: 42.3
3FG Pct: 34.7
FT Pct: 68.5

Rebounds/game: 39.2
Assists/game: 14.9
Turnovers/game: 13.9
Assist/turnover ratio: 1.1
Steals/game: 5.5
Blocks/game: 4.4

2013-14 Ole Miss Rebel Basketball
Ole Miss Individual Game-by-Game (as of Mar 05, 2014)
All games

#00 Martin,Jerron

Opponent	Date	gs	min	Total		3-Pointers		Free throws		Rebounds				pf	a	t/o	blk	stl	pts	avg
				fg-fga	pct	3fg-fga	pct	ft-fa	pct	off	def	tot	avg							
MISSISSIPPI VALLEY	11/22/13		3	0-1	.000	0-0	.000	0-0	.000	0	0	0	0.0	0	0	0	0	0	0	0.0
NORTH CAROLINA A&T	11/26/13		4	1-1	1.000	1-1	1.000	0-0	.000	0	0	0	0.0	2	1	0	0	0	3	1.5
Totals		0	7	1-2	.500	1-1	1.000	0-0	.000	0	0	0	0.0	2	1	0	0	0	3	1.5

Games played: 2
Minutes/game: 3.5
Points/game: 1.5
FG Pct: 50.0
3FG Pct: 100.0

Assists/game: 0.5
Assist/turnover ratio: 99.9

#01 Newby,Martavious

Opponent	Date	gs	min	Total		3-Pointers		Free throws		Rebounds				pf	a	t/o	blk	stl	pts	avg
				fg-fga	pct	3fg-fga	pct	ft-fa	pct	off	def	tot	avg							
TROY	11/8/13	*	20	1-4	.250	0-2	.000	3-4	.750	2	3	5	5.0	2	1	1	0	3	5	5.0
at Coastal Carolina Uni	11/16/13	*	11	0-0	.000	0-0	.000	0-2	.000	0	1	1	3.0	1	2	0	0	1	0	2.5
MISSISSIPPI VALLEY	11/22/13	*	21	2-3	.667	0-0	.000	4-6	.667	1	4	5	3.7	2	4	0	1	2	8	4.3
NORTH CAROLINA A&T	11/26/13	*	18	1-2	.500	0-0	.000	1-2	.500	0	2	2	3.3	1	2	0	1	2	3	4.0
vs Georgia Tech	11/29/13	*	13	1-1	1.000	0-0	.000	0-0	.000	1	1	2	3.0	3	2	0	0	0	2	3.6
vs Penn State	11/30/13	*	18	2-2	1.000	1-1	1.000	0-0	.000	0	3	3	3.0	2	1	0	0	0	5	3.8
at Kansas State	12/5/13	*	18	0-0	.000	0-0	.000	0-0	.000	0	3	3	3.0	1	0	1	0	0	0	3.3
OREGON	12/8/13	*	15	0-0	.000	0-0	.000	0-1	.000	0	2	2	2.9	0	1	0	0	0	0	2.9
MIDDLE TENNESSEE	12/14/13		10	0-1	.000	0-0	.000	0-0	.000	0	0	0	2.6	2	1	0	0	1	0	2.6
LOUISIANA MONROE	12/18/13		3	0-1	.000	0-0	.000	0-0	.000	1	1	2	2.5	1	1	1	0	0	0	2.3
DAYTON	1/4/14		15	1-2	.500	0-0	.000	0-0	.000	1	2	3	2.5	3	0	0	0	1	2	2.3
AUBURN	1/9/14		18	1-3	.333	0-0	.000	0-0	.000	2	0	2	2.5	2	1	2	0	1	2	2.3
at Mississippi State	01-11-14		12	1-2	.500	0-1	.000	0-0	.000	2	2	4	2.6	2	1	1	1	1	2	2.2
LSU	1/15/14		1	0-0	.000	0-0	.000	0-0	.000	0	0	0	2.4	0	0	0	1	0	0	2.1
at South Carolina	1/18/14		14	2-2	1.000	0-0	.000	0-0	.000	0	3	3	2.5	1	0	1	1	2	4	2.2
at Vanderbilt	01/22/14		6	1-1	1.000	0-0	.000	0-0	.000	0	1	1	2.4	1	0	0	0	2	2	2.2
MISSISSIPPI STATE	1/25/14		2	0-0	.000	0-0	.000	0-0	.000	0	0	0	2.2	0	0	0	0	0	0	2.1
KENTUCKY	2/18/14		9	0-1	.000	0-0	.000	0-0	.000	1	0	1	2.2	2	0	0	0	1	0	1.9
FLORIDA	2/22/14		17	2-3	.667	1-1	1.000	0-0	.000	2	4	6	2.4	4	0	0	0	0	5	2.1
ALABAMA	2/26/14		31	4-4	1.000	2-2	1.000	5-7	.714	4	6	10	2.8	4	2	3	0	1	15	2.8
at Texas A&M	03/01/14	*	23	1-2	.500	0-1	.000	0-0	.000	0	4	4	2.8	1	1	3	0	0	2	2.7
at Arkansas	03/05/14	*	23	3-7	.429	2-3	.667	0-0	.000	0	4	4	2.9	1	2	1	0	0	8	3.0
Totals		10	318	23-41	.561	6-11	.545	13-22	.591	17	46	63	2.9	36	22	14	5	18	65	3.0

Games played: 22
Minutes/game: 14.5
Points/game: 3.0
FG Pct: 56.1
3FG Pct: 54.5
FT Pct: 59.1

Rebounds/game: 2.9
Assists/game: 1.0
Turnovers/game: 0.6
Assist/turnover ratio: 1.6
Steals/game: 0.8
Blocks/game: 0.2

2013-14 Ole Miss Rebel Basketball
Ole Miss Individual Game-by-Game (as of Mar 05, 2014)
All games

#03 Millinghaus,Derrick

Opponent	Date	gs	min	Total		3-Pointers		Free throws		Rebounds				pf	a	t/o	blk	stl	pts	avg	
				fg-fga	pct	3fg-fga	pct	ft-fga	pct	off	def	tot	avg								
TROY	11/8/13	*	26	5-15	.333	1-7	.143	2-5	.400	0	0	0	0.0	2	1	3	0	2	13	13.0	
at Coastal Carolina Uni	11/16/13	*	30	4-10	.400	2-5	.400	2-5	.400	0	5	5	2.5	2	2	2	0	0	12	12.5	
MISSISSIPPI VALLEY	11/22/13	*	25	8-14	.571	1-3	.333	4-6	.667	0	2	2	2.3	2	3	2	0	3	21	15.3	
NORTH CAROLINA A&T	11/26/13		24	5-11	.455	3-6	.500	3-3	1.000	0	2	2	2.3	1	4	0	0	0	16	15.5	
vs Georgia Tech	11/29/13	*	29	5-13	.385	1-1	1.000	5-6	.833	0	3	3	2.4	1	2	2	0	1	16	15.6	
vs Penn State	11/30/13	*	30	6-16	.375	2-6	.333	0-1	.000	0	1	1	2.2	0	3	2	0	2	14	15.3	
at Kansas State	12/5/13	*	25	3-10	.300	0-2	.000	0-2	.000	2	0	2	2.1	1	3	1	1	2	6	14.0	
OREGON	12/8/13	*	25	3-7	.429	1-2	.500	8-12	.667	1	4	5	2.5	5	3	2	0	1	15	14.1	
MIDDLE TENNESSEE	12/14/13		13	1-5	.200	0-2	.000	0-0	.000	0	2	2	2.4	0	3	0	0	2	2	12.8	
LOUISIANA MONROE	12/18/13		14	3-5	.600	1-1	1.000	1-2	.500	0	1	1	2.3	0	1	1	0	1	8	12.3	
MERCER	12/22/13		23	1-9	.111	0-4	.000	1-1	1.000	0	3	3	2.4	1	6	0	0	1	3	11.5	
at WKU	12/30/13		15	2-7	.286	0-0	.000	0-0	.000	0	1	1	2.3	2	1	0	0	1	4	10.8	
DAYTON	1/4/14		24	2-6	.333	1-2	.500	2-2	1.000	0	1	1	2.2	1	4	0	0	0	7	10.5	
AUBURN	1/9/14	*	35	5-11	.455	2-5	.400	4-5	.800	0	1	1	2.1	2	3	1	0	3	16	10.9	
at Mississippi State	01-11-14	*	37	5-17	.294	3-10	.300	2-2	1.000	0	7	7	2.4	3	4	3	0	1	15	11.2	
LSU	1/15/14		15	0-4	.000	0-2	.000	1-2	.500	0	0	0	2.3	0	2	0	0	0	1	10.6	
at South Carolina	1/18/14		11	0-0	.000	0-0	.000	0-0	.000	0	3	3	2.3	1	1	4	0	0	0	9.9	
at Vanderbilt	01/22/14		7	0-2	.000	0-0	.000	0-0	.000	0	0	0	2.2	1	1	1	0	1	0	9.4	
MISSISSIPPI STATE	1/25/14		14	2-5	.400	0-2	.000	0-2	.000	0	2	2	2.2	1	2	2	0	0	4	9.1	
at Tennessee	01/29/14		14	1-4	.250	0-1	.000	0-0	.000	0	0	0	2.1	1	1	1	0	1	2	8.8	
SOUTH CAROLINA	2/1/14		8	0-3	.000	0-2	.000	0-0	.000	1	0	1	2.0	1	0	2	0	0	0	8.3	
at Kentucky	02/04/14		14	1-3	.333	0-1	.000	0-0	.000	0	3	3	2.0	2	1	0	0	0	2	8.0	
MISSOURI	2/8/14		12	2-5	.400	0-2	.000	0-0	.000	0	1	1	2.0	1	2	0	0	2	4	7.9	
at Alabama	2/11/14		18	3-7	.429	0-2	.000	3-4	.750	0	2	2	2.0	1	4	1	0	2	9	7.9	
at Georgia	02/15/14		20	1-5	.200	1-3	.333	2-4	.500	0	2	2	2.0	1	2	0	0	1	5	7.8	
KENTUCKY	2/18/14		10	0-1	.000	0-1	.000	0-0	.000	0	0	0	1.9	2	3	0	0	1	0	7.5	
FLORIDA	2/22/14		9	0-1	.000	0-1	.000	0-0	.000	0	0	0	1.9	0	4	0	0	1	0	7.2	
Totals			9	527	68-196	.347	19-73	.260	40-64	.625	4	46	50	1.9	35	66	30	1	29	195	7.2

Games played: 27
Minutes/game: 19.5
Points/game: 7.2
FG Pct: 34.7
3FG Pct: 26.0
FT Pct: 62.5

Rebounds/game: 1.9
Assists/game: 2.4
Turnovers/game: 1.1
Assist/turnover ratio: 2.2
Steals/game: 1.1
Blocks/game: 0.0

2013-14 Ole Miss Rebel Basketball
Ole Miss Individual Game-by-Game (as of Mar 05, 2014)
All games

#04 Cox, Demarco

Opponent	Date	gs	min	Total		3-Pointers		Free throws		Rebounds				pf	a	t/o	blk	stl	pts	avg	
				fg-fga	pct	3fg-fga	pct	ft-fa	pct	off	def	tot	avg								
TROY	11/8/13	*	24	2-6	.333	0-0	.000	2-4	.500	2	5	7	7.0	2	1	0	1	1	6	6.0	
at Coastal Carolina Uni	11/16/13	*	19	0-1	.000	0-0	.000	1-2	.500	2	2	4	5.5	4	0	2	1	1	1	3.5	
MISSISSIPPI VALLEY	11/22/13	*	28	6-7	.857	0-0	.000	3-4	.750	3	9	12	7.7	1	0	3	0	0	15	7.3	
NORTH CAROLINA A&T	11/26/13	*	15	2-2	1.000	0-0	.000	3-3	1.000	1	4	5	7.0	2	1	0	2	0	7	7.3	
vs Georgia Tech	11/29/13	*	33	6-9	.667	0-0	.000	3-5	.600	5	8	13	8.2	4	0	0	1	0	15	8.8	
vs Penn State	11/30/13	*	24	3-5	.600	0-0	.000	1-5	.200	4	4	8	8.2	2	0	0	3	1	7	8.5	
at Kansas State	12/5/13	*	21	3-5	.600	0-0	.000	3-4	.750	0	3	3	7.4	4	0	0	1	1	9	8.6	
OREGON	12/8/13	*	33	4-6	.667	0-0	.000	2-4	.500	3	4	7	7.4	3	1	4	2	1	10	8.8	
MIDDLE TENNESSEE	12/14/13	*	31	2-6	.333	0-0	.000	1-2	.500	4	2	6	7.2	2	0	2	2	1	5	8.3	
LOUISIANA MONROE	12/18/13	*	29	1-2	.500	0-0	.000	1-2	.500	1	1	2	6.7	1	1	0	3	1	3	7.8	
MERCER	12/22/13	*	22	3-7	.429	0-0	.000	3-4	.750	4	2	6	6.6	3	1	1	2	1	9	7.9	
at WKU	12/30/13	*	18	3-5	.600	0-0	.000	0-1	.000	1	2	3	6.3	5	0	1	0	1	6	7.8	
DAYTON	1/4/14	*	23	2-3	.667	0-0	.000	2-4	.500	4	2	6	6.3	2	1	1	2	1	6	7.6	
AUBURN	1/9/14	*	26	1-3	.333	0-0	.000	2-4	.500	1	3	4	6.1	1	0	0	0	0	4	7.4	
at Mississippi State	01-11-14	*	10	0-0	.000	0-0	.000	1-2	.500	0	2	2	5.9	1	0	0	0	1	1	6.9	
LSU	1/15/14		9	1-3	.333	0-0	.000	0-1	.000	1	2	3	5.7	1	0	0	0	0	2	6.6	
at South Carolina	1/18/14		29	0-0	.000	0-0	.000	0-1	.000	0	3	3	5.5	5	0	2	2	3	0	6.2	
at Vanderbilt	01/22/14		10	0-1	.000	0-0	.000	0-0	.000	1	2	3	5.4	4	0	1	0	0	0	5.9	
MISSISSIPPI STATE	1/25/14		5	1-2	.500	0-0	.000	0-0	.000	0	1	1	5.2	0	0	0	1	0	2	5.7	
at Tennessee	01/29/14		7	0-3	.000	0-0	.000	0-0	.000	3	1	4	5.1	2	0	1	0	0	0	5.4	
SOUTH CAROLINA	2/1/14		8	0-0	.000	0-0	.000	0-0	.000	0	0	0	4.9	1	0	0	0	0	0	5.1	
at Kentucky	02/04/14		12	1-2	.500	0-0	.000	0-0	.000	1	0	1	4.7	3	0	0	0	0	2	5.0	
MISSOURI	2/8/14		8	1-1	1.000	0-0	.000	0-0	.000	0	0	0	4.5	2	0	0	0	0	2	4.9	
at Alabama	2/11/14		8	0-0	.000	0-0	.000	0-0	.000	1	1	2	4.4	2	0	1	0	0	0	4.7	
at Georgia	02/15/14		11	2-3	.667	0-0	.000	0-2	.000	1	0	1	4.2	2	0	0	0	0	4	4.6	
KENTUCKY	2/18/14		3	0-0	.000	0-0	.000	1-2	.500	0	0	0	4.1	0	0	0	0	0	1	4.5	
FLORIDA	2/22/14		4	0-0	.000	0-0	.000	0-0	.000	0	1	1	4.0	1	0	0	0	0	0	4.3	
ALABAMA	2/26/14		16	1-2	.500	0-0	.000	3-4	.750	1	5	6	4.0	2	0	0	0	0	5	4.4	
at Texas A&M	03/01/14		9	0-1	.000	0-0	.000	0-0	.000	1	1	2	4.0	0	0	0	1	0	0	4.2	
at Arkansas	03/05/14		12	2-3	.667	0-0	.000	1-2	.500	2	2	4	4.0	2	0	0	0	0	5	4.2	
Totals			15	507	47-88	.534	0-0	.000	33-62	.532	47	72	119	4.0	64	6	19	24	14	127	4.2

Games played: 30
Minutes/game: 16.9
Points/game: 4.2
FG Pct: 53.4
FT Pct: 53.2

Rebounds/game: 4.0
Assists/game: 0.2
Turnovers/game: 0.6
Assist/turnover ratio: 0.3
Steals/game: 0.5
Blocks/game: 0.8

2013-14 Ole Miss Rebel Basketball
Ole Miss Individual Game-by-Game (as of Mar 05, 2014)
All games

#05 Peeper,Cade

Opponent	Date	gs	min	Total		3-Pointers		Free throws		Rebounds				pf	a	t/o	blk	stl	pts	avg	
				fg-fga	pct	3fg-fga	pct	ft-fa	pct	off	def	tot	avg								
MISSISSIPPI VALLEY	11/22/13		1	0-0	.000	0-0	.000	0-0	.000	0	0	0	0.0	0	0	0	0	0	0	0.0	
NORTH CAROLINA A&T	11/26/13		1	0-0	.000	0-0	.000	0-0	.000	0	1	1	0.5	0	0	0	0	0	0	0.0	
MISSISSIPPI STATE	1/25/14		0	0-0	.000	0-0	.000	0-0	.000	0	0	0	0.3	0	0	0	0	0	0	0.0	
Totals			0	2	0-0	.000	0-0	.000	0-0	.000	0	1	1	0.3	0	0	0	0	0	0	0.0

Games played: 3
Minutes/game: 0.7

Rebounds/game: 0.3

#10 White,LaDarius

Opponent	Date	gs	min	Total		3-Pointers		Free throws		Rebounds				pf	a	t/o	blk	stl	pts	avg	
				fg-fga	pct	3fg-fga	pct	ft-fa	pct	off	def	tot	avg								
TROY	11/8/13		22	1-8	.125	0-5	.000	0-0	.000	0	4	4	4.0	3	4	0	0	0	2	2.0	
at Coastal Carolina Uni	11/16/13		13	0-4	.000	0-2	.000	2-2	1.000	0	5	5	4.5	0	0	2	0	0	2	2.0	
MISSISSIPPI VALLEY	11/22/13		19	5-7	.714	2-2	1.000	1-1	1.000	0	0	0	3.0	0	2	1	0	1	13	5.7	
NORTH CAROLINA A&T	11/26/13	*	22	1-4	.250	0-2	.000	0-1	.000	0	5	5	3.5	2	3	4	0	1	2	4.8	
vs Georgia Tech	11/29/13		17	2-7	.286	0-1	.000	2-2	1.000	0	0	0	2.8	1	2	1	1	0	6	5.0	
vs Penn State	11/30/13		16	2-5	.400	1-3	.333	0-0	.000	1	0	1	2.5	0	4	0	0	0	5	5.0	
at Kansas State	12/5/13		19	2-4	.500	0-1	.000	0-0	.000	0	3	3	2.6	2	1	1	0	0	4	4.9	
OREGON	12/8/13		25	4-8	.500	2-4	.500	5-5	1.000	0	1	1	2.4	2	4	8	0	0	15	6.1	
MIDDLE TENNESSEE	12/14/13	*	31	4-9	.444	0-2	.000	3-3	1.000	0	4	4	2.6	2	1	1	0	0	11	6.7	
LOUISIANA MONROE	12/18/13	*	30	4-8	.500	0-2	.000	5-7	.714	0	7	7	3.0	2	7	1	0	3	13	7.3	
MERCER	12/22/13	*	24	2-3	.667	0-1	.000	4-6	.667	1	3	4	3.1	2	2	2	0	1	8	7.4	
at WKU	12/30/13	*	26	3-11	.273	0-1	.000	1-2	.500	0	5	5	3.3	1	3	1	0	1	7	7.3	
DAYTON	1/4/14	*	14	1-7	.143	0-2	.000	0-0	.000	0	0	0	3.0	0	1	1	0	1	2	6.9	
AUBURN	1/9/14	*	21	2-4	.500	2-3	.667	4-8	.500	1	2	3	3.0	2	2	1	1	1	10	7.1	
at Mississippi State	01-11-14	*	31	6-11	.545	3-6	.500	1-2	.500	0	4	4	3.1	2	3	1	0	3	16	7.7	
LSU	1/15/14	*	34	2-6	.333	1-3	.333	2-4	.500	0	7	7	3.3	4	1	2	0	1	7	7.7	
at South Carolina	1/18/14	*	13	1-7	.143	0-4	.000	1-2	.500	0	2	2	3.2	0	1	1	1	0	3	7.4	
at Vanderbilt	01/22/14	*	26	4-11	.364	2-4	.500	1-3	.333	0	4	4	3.3	1	0	1	0	0	11	7.6	
MISSISSIPPI STATE	1/25/14	*	24	4-9	.444	1-2	.500	2-2	1.000	0	4	4	3.3	2	1	1	0	2	11	7.8	
at Tennessee	01/29/14	*	18	2-7	.286	1-2	.500	0-0	.000	0	1	1	3.2	1	2	3	0	1	5	7.7	
SOUTH CAROLINA	2/1/14		28	3-8	.375	1-3	.333	5-6	.833	3	1	4	3.2	2	2	1	0	2	12	7.9	
at Kentucky	02/04/14		27	4-13	.308	0-2	.000	3-4	.750	3	2	5	3.3	1	2	2	0	0	11	8.0	
MISSOURI	2/8/14		25	5-6	.833	4-5	.800	2-5	.400	0	3	3	3.3	2	6	0	1	1	16	8.3	
at Alabama	2/11/14		28	4-6	.667	2-3	.667	0-0	.000	0	8	8	3.5	2	0	4	0	0	10	8.4	
at Georgia	02/15/14	*	25	1-7	.143	0-4	.000	0-0	.000	0	3	3	3.5	4	2	0	0	2	2	8.2	
KENTUCKY	2/18/14	*	24	1-4	.250	0-2	.000	0-0	.000	0	0	0	3.3	1	2	0	0	0	2	7.9	
FLORIDA	2/22/14		8	0-0	.000	0-0	.000	0-0	.000	0	1	1	3.3	0	0	1	0	0	0	7.6	
ALABAMA	2/26/14	*	16	1-4	.250	0-1	.000	1-2	.500	0	0	0	3.1	1	1	2	0	0	3	7.5	
at Texas A&M	03/01/14		17	3-8	.375	0-5	.000	3-3	1.000	1	2	3	3.1	1	0	1	0	0	9	7.5	
at Arkansas	03/05/14		21	3-10	.300	2-5	.400	0-0	.000	1	3	4	3.2	2	4	2	0	2	8	7.5	
Totals			16	664	77-206	.374	24-82	.293	48-70	.686	11	84	95	3.2	45	63	46	4	23	226	7.5

Games played: 30
Minutes/game: 22.1
Points/game: 7.5
FG Pct: 37.4
3FG Pct: 29.3
FT Pct: 68.6

Rebounds/game: 3.2
Assists/game: 2.1
Turnovers/game: 1.5
Assist/turnover ratio: 1.4
Steals/game: 0.8
Blocks/game: 0.1

2013-14 Ole Miss Rebel Basketball
Ole Miss Individual Game-by-Game (as of Mar 05, 2014)
All games

#11 Saiz,Sebastian

Opponent	Date	gs	min	Total		3-Pointers		Free throws		Rebounds				pf	a	t/o	blk	stl	pts	avg	
				fg-fga	pct	3fg-fga	pct	ft-fa	pct	off	def	tot	avg								
TROY	11/8/13		18	3-7	.429	0-0	.000	0-0	.000	4	2	6	6.0	3	0	2	1	0	6	6.0	
at Coastal Carolina Uni	11/16/13		19	0-3	.000	0-0	.000	2-2	1.000	0	6	6	6.0	2	1	1	1	1	2	4.0	
MISSISSIPPI VALLEY	11/22/13		15	2-6	.333	0-0	.000	3-4	.750	6	4	10	7.3	2	0	1	1	0	7	5.0	
NORTH CAROLINA A&T	11/26/13		15	2-6	.333	0-0	.000	0-0	.000	2	1	3	6.3	0	0	0	1	0	4	4.8	
vs Georgia Tech	11/29/13		15	3-3	1.000	0-0	.000	1-2	.500	3	2	5	6.0	3	1	0	1	0	7	5.2	
vs Penn State	11/30/13		20	1-3	.333	0-0	.000	1-2	.500	3	6	9	6.5	2	1	1	1	1	3	4.8	
at Kansas State	12/5/13		24	1-2	.500	0-0	.000	0-0	.000	3	5	8	6.7	3	0	0	1	2	2	4.4	
OREGON	12/8/13		8	2-2	1.000	0-0	.000	0-0	.000	0	0	0	5.9	2	0	0	0	0	4	4.4	
MIDDLE TENNESSEE	12/14/13		25	1-1	1.000	0-0	.000	1-2	.500	0	4	4	5.7	2	0	0	1	1	3	4.2	
LOUISIANA MONROE	12/18/13		27	1-3	.333	0-0	.000	1-2	.500	1	3	4	5.5	1	0	0	1	4	3	4.1	
MERCER	12/22/13		20	2-4	.500	0-0	.000	0-0	.000	7	4	11	6.0	2	0	1	2	0	4	4.1	
at WKU	12/30/13	*	25	4-6	.667	0-0	.000	3-8	.375	2	5	7	6.1	5	2	3	1	2	11	4.7	
DAYTON	1/4/14	*	28	2-5	.400	0-0	.000	2-3	.667	3	8	11	6.5	3	0	4	2	1	6	4.8	
AUBURN	1/9/14		13	0-2	.000	0-0	.000	0-0	.000	0	2	2	6.1	1	1	0	0	0	0	4.4	
at Mississippi State	01-11-14		17	2-4	.500	0-0	.000	0-0	.000	3	4	7	6.2	3	0	3	0	0	4	4.4	
LSU	1/15/14		34	8-11	.727	0-0	.000	4-5	.800	2	7	9	6.4	3	2	1	2	1	20	5.4	
at South Carolina	1/18/14	*	15	1-1	1.000	0-0	.000	0-0	.000	3	1	4	6.2	5	0	3	2	0	2	5.2	
at Vanderbilt	01/22/14	*	20	1-6	.167	0-0	.000	0-0	.000	2	6	8	6.3	1	0	2	0	1	2	5.0	
MISSISSIPPI STATE	1/25/14	*	27	2-6	.333	0-0	.000	2-2	1.000	6	5	11	6.6	2	3	0	3	0	6	5.1	
at Tennessee	01/29/14	*	24	2-3	.667	0-0	.000	0-0	.000	1	1	2	6.4	0	0	0	0	0	4	5.0	
SOUTH CAROLINA	2/1/14	*	27	3-7	.429	0-0	.000	0-0	.000	2	4	6	6.3	3	1	1	0	0	6	5.0	
at Kentucky	02/04/14	*	24	3-6	.500	0-0	.000	1-2	.500	1	1	2	6.1	1	0	1	1	0	7	5.1	
MISSOURI	2/8/14	*	26	1-3	.333	0-0	.000	4-4	1.000	4	6	10	6.3	4	0	3	1	0	6	5.2	
at Alabama	2/11/14	*	16	2-4	.500	0-0	.000	0-0	.000	2	0	2	6.1	3	0	1	1	0	4	5.1	
at Georgia	02/15/14	*	14	1-4	.250	0-0	.000	1-2	.500	1	1	2	6.0	3	0	0	0	1	3	5.0	
KENTUCKY	2/18/14		20	0-1	.000	0-0	.000	0-0	.000	1	1	2	5.8	3	1	1	0	2	0	4.8	
FLORIDA	2/22/14		11	1-4	.250	0-0	.000	0-0	.000	3	0	3	5.7	2	0	0	0	2	2	4.7	
ALABAMA	2/26/14		7	0-1	.000	0-0	.000	2-2	1.000	3	2	5	5.7	3	0	0	0	0	2	4.6	
at Texas A&M	03/01/14		19	4-6	.667	0-0	.000	1-2	.500	4	2	6	5.7	2	0	0	0	0	9	4.8	
at Arkansas	03/05/14	*	20	3-5	.600	0-0	.000	4-7	.571	2	3	5	5.7	1	1	2	0	0	10	5.0	
Totals			12	593	58-125	.464	0-0	.000	33-51	.647	74	96	170	5.7	70	14	31	24	19	149	5.0

Games played: 30
Minutes/game: 19.8
Points/game: 5.0
FG Pct: 46.4
FT Pct: 64.7

Rebounds/game: 5.7
Assists/game: 0.5
Turnovers/game: 1.0
Assist/turnover ratio: 0.5
Steals/game: 0.6
Blocks/game: 0.8

2013-14 Ole Miss Rebel Basketball
Ole Miss Individual Game-by-Game (as of Mar 05, 2014)
All games

#13 Perez,Anthony

Opponent	Date	gs	min	Total		3-Pointers		Free throws		Rebounds				pf	a	t/o	blk	stl	pts	avg	
				fg-fga	pct	3fg-fga	pct	ft-fta	pct	off	def	tot	avg								
TROY	11/8/13		18	1-6	.167	0-4	.000	1-2	.500	1	4	5	5.0	4	2	1	0	1	3	3.0	
at Coastal Carolina Uni	11/16/13		21	2-6	.333	1-2	.500	5-9	.556	0	5	5	5.0	2	0	1	3	1	10	6.5	
MISSISSIPPI VALLEY	11/22/13		18	4-6	.667	1-2	.500	5-6	.833	1	2	3	4.3	2	0	1	2	1	14	9.0	
NORTH CAROLINA A&T	11/26/13		17	2-4	.500	2-3	.667	1-2	.500	0	1	1	3.5	3	1	1	1	0	7	8.5	
vs Georgia Tech	11/29/13		20	3-5	.600	2-3	.667	0-0	.000	0	2	2	3.2	1	0	2	2	0	8	8.4	
vs Penn State	11/30/13		9	0-2	.000	0-1	.000	1-2	.500	0	4	4	3.3	1	0	2	0	0	1	7.2	
at Kansas State	12/5/13		12	1-2	.500	0-1	.000	0-0	.000	0	2	2	3.1	4	1	1	0	0	2	6.4	
OREGON	12/8/13		17	0-3	.000	0-2	.000	4-4	1.000	2	0	2	3.0	5	1	3	1	1	4	6.1	
MIDDLE TENNESSEE	12/14/13		4	0-0	.000	0-0	.000	1-2	.500	0	1	1	2.8	0	0	0	0	0	1	5.6	
LOUISIANA MONROE	12/18/13		15	2-7	.286	2-5	.400	2-2	1.000	0	1	1	2.6	1	0	1	0	0	8	5.8	
MERCER	12/22/13	*	18	1-2	.500	1-2	.500	0-2	.000	0	2	2	2.5	2	0	3	0	1	3	5.5	
at WKU	12/30/13		12	1-2	.500	0-0	.000	0-0	.000	2	1	3	2.6	0	0	2	0	0	2	5.3	
DAYTON	1/4/14		12	0-1	.000	0-0	.000	0-0	.000	0	0	0	2.4	2	1	0	0	1	0	4.8	
at Mississippi State	01-11-14		21	2-8	.250	1-4	.250	0-0	.000	4	2	6	2.6	4	1	2	1	0	5	4.9	
LSU	1/15/14	*	15	0-2	.000	0-0	.000	0-0	.000	0	1	1	2.5	2	1	1	0	1	0	4.5	
at South Carolina	1/18/14		30	5-9	.556	2-5	.400	10-12	.833	2	2	4	2.6	4	1	3	0	3	22	5.6	
at Vanderbilt	01/22/14		28	5-9	.556	1-3	.333	2-2	1.000	3	2	5	2.8	1	1	0	1	1	13	6.1	
MISSISSIPPI STATE	1/25/14		30	3-4	.750	2-3	.667	1-2	.500	0	7	7	3.0	1	0	1	1	0	9	6.2	
at Tennessee	01/29/14		32	1-5	.200	0-3	.000	5-7	.714	0	1	1	2.9	1	1	0	0	1	7	6.3	
SOUTH CAROLINA	2/1/14	*	17	2-3	.667	2-3	.667	1-4	.250	0	5	5	3.0	5	0	0	2	0	7	6.3	
at Kentucky	02/04/14	*	22	3-4	.750	1-1	1.000	2-2	1.000	2	0	2	3.0	4	2	1	0	1	9	6.4	
MISSOURI	2/8/14	*	24	3-6	.500	1-2	.500	4-6	.667	3	2	5	3.0	2	1	2	0	1	11	6.6	
at Alabama	2/11/14	*	30	4-9	.444	2-5	.400	3-4	.750	1	3	4	3.1	3	1	1	1	1	13	6.9	
at Georgia	02/15/14	*	26	1-4	.250	0-1	.000	1-2	.500	0	4	4	3.1	1	1	0	0	1	3	6.8	
KENTUCKY	2/18/14		24	7-12	.583	2-3	.667	5-5	1.000	2	2	4	3.2	3	0	5	0	0	21	7.3	
FLORIDA	2/22/14	*	25	4-9	.444	0-3	.000	2-2	1.000	2	1	3	3.2	2	2	5	0	3	10	7.4	
ALABAMA	2/26/14	*	23	3-7	.429	0-3	.000	3-3	1.000	2	6	8	3.3	3	2	2	1	0	9	7.5	
at Texas A&M	03/01/14	*	27	1-9	.111	1-4	.250	1-2	.500	2	5	7	3.5	1	0	0	2	0	4	7.4	
at Arkansas	03/05/14	*	22	3-8	.375	0-2	.000	4-7	.571	2	5	7	3.6	1	1	3	0	1	10	7.4	
Totals			11	589	64-154	.416	24-70	.343	64-91	.703	31	73	104	3.6	65	21	44	18	20	216	7.4

Games played: 29
Minutes/game: 20.3
Points/game: 7.4
FG Pct: 41.6
3FG Pct: 34.3
FT Pct: 70.3

Rebounds/game: 3.6
Assists/game: 0.7
Turnovers/game: 1.5
Assist/turnover ratio: 0.5
Steals/game: 0.7
Blocks/game: 0.6

2013-14 Ole Miss Rebel Basketball
Ole Miss Individual Game-by-Game (as of Mar 05, 2014)
All games

#22 Henderson, Marshall

Opponent	Date	gs	min	Total		3-Pointers		Free throws		Rebounds				pf	a	t/o	blk	stl	pts	avg	
				fg-fga	pct	3fg-fga	pct	ft-fga	pct	off	def	tot	avg								
at Coastal Carolina Uni	11/16/13		28	6-16	.375	4-8	.500	3-4	.750	0	4	4	4.0	1	0	3	0	4	19	19.0	
MISSISSIPPI VALLEY	11/22/13		22	4-11	.364	4-8	.500	3-3	1.000	0	0	0	2.0	0	4	0	0	1	15	17.0	
NORTH CAROLINA A&T	11/26/13		13	2-6	.333	2-6	.333	2-3	.667	0	0	0	1.3	1	1	0	0	1	8	14.0	
vs Georgia Tech	11/29/13		27	5-16	.313	4-14	.286	1-2	.500	1	1	2	1.5	0	3	1	0	3	15	14.3	
vs Penn State	11/30/13		22	6-14	.429	4-9	.444	3-3	1.000	0	0	0	1.2	1	2	2	0	0	19	15.2	
at Kansas State	12/5/13		26	4-18	.222	2-13	.154	3-4	.750	0	2	2	1.3	3	1	2	0	0	13	14.8	
OREGON	12/8/13		36	11-27	.407	10-23	.435	7-10	.700	0	2	2	1.4	4	2	0	0	0	39	18.3	
MIDDLE TENNESSEE	12/14/13	*	28	4-11	.364	4-9	.444	3-4	.750	1	1	2	1.5	2	5	0	0	1	15	17.9	
LOUISIANA MONROE	12/18/13	*	27	6-16	.375	6-13	.462	8-9	.889	0	3	3	1.7	0	1	3	0	2	26	18.8	
MERCER	12/22/13	*	31	5-16	.313	4-14	.286	4-7	.571	0	1	1	1.6	4	3	4	1	0	18	18.7	
at WKU	12/30/13	*	33	7-15	.467	7-13	.538	2-2	1.000	0	4	4	1.8	1	1	1	0	1	23	19.1	
DAYTON	1/4/14	*	32	3-9	.333	2-8	.250	7-9	.778	0	1	1	1.8	2	2	1	0	1	15	18.8	
LSU	1/15/14	*	38	7-16	.438	6-12	.500	5-5	1.000	1	0	1	1.7	4	7	4	0	1	25	19.2	
at South Carolina	1/18/14	*	36	5-17	.294	3-12	.250	6-7	.857	0	3	3	1.8	1	0	2	0	3	19	19.2	
at Vanderbilt	01/22/14	*	30	4-15	.267	3-10	.300	0-0	.000	1	5	6	2.1	1	3	1	0	2	11	18.7	
MISSISSIPPI STATE	1/25/14	*	34	7-17	.412	2-12	.167	3-3	1.000	0	1	1	2.0	2	4	0	1	4	19	18.7	
at Tennessee	01/29/14	*	31	9-22	.409	8-19	.421	0-0	.000	0	2	2	2.0	2	2	2	0	2	26	19.1	
SOUTH CAROLINA	2/1/14	*	37	7-17	.412	2-9	.222	5-5	1.000	1	1	2	2.0	1	2	1	0	4	21	19.2	
at Kentucky	02/04/14	*	34	6-18	.333	4-12	.333	0-0	.000	0	1	1	1.9	1	0	3	0	0	16	19.1	
MISSOURI	2/8/14	*	38	10-18	.556	8-15	.533	1-3	.333	0	2	2	2.0	0	5	3	0	1	29	19.6	
at Alabama	2/11/14	*	31	4-15	.267	4-14	.286	2-3	.667	0	1	1	1.9	0	0	2	0	1	14	19.3	
at Georgia	02/15/14		31	6-13	.462	5-11	.455	7-7	1.000	0	0	0	1.8	3	2	2	0	0	24	19.5	
KENTUCKY	2/18/14	*	30	5-17	.294	5-14	.357	3-3	1.000	0	1	1	1.8	3	1	1	0	1	18	19.4	
FLORIDA	2/22/14	*	37	7-20	.350	5-16	.313	3-3	1.000	0	1	1	1.8	2	1	2	0	2	22	19.5	
ALABAMA	2/26/14	*	35	4-13	.308	2-8	.250	3-3	1.000	1	0	1	1.7	3	2	4	0	4	13	19.3	
at Texas A&M	03/01/14	*	30	5-18	.278	5-16	.313	1-3	.333	1	0	1	1.7	2	1	2	0	0	16	19.2	
at Arkansas	03/05/14	*	29	6-15	.400	3-11	.273	0-0	.000	0	4	4	1.8	1	1	5	0	1	15	19.0	
Totals			19	826	155-426	.364	118-329	.359	85-105	.810	7	41	48	1.8	45	56	51	2	40	513	19.0

Games played: 27
Minutes/game: 30.6
Points/game: 19.0
FG Pct: 36.4
3FG Pct: 35.9
FT Pct: 81.0

Rebounds/game: 1.8
Assists/game: 2.1
Turnovers/game: 1.9
Assist/turnover ratio: 1.1
Steals/game: 1.5
Blocks/game: 0.1

2013-14 Ole Miss Rebel Basketball
Ole Miss Individual Game-by-Game (as of Mar 05, 2014)
All games

#23 Coleby,Dwight

Opponent	Date	gs	min	Total		3-Pointers		Free throws		Rebounds				pf	a	t/o	blk	stl	pts	avg	
				fg-fga	pct	3fg-fga	pct	ft-fa	pct	off	def	tot	avg								
TROY	11/8/13		6	0-0	.000	0-0	.000	0-0	.000	2	0	2	2.0	3	1	2	1	0	0	0.0	
at Coastal Carolina Uni	11/16/13		4	0-0	.000	0-0	.000	1-2	.500	0	1	1	1.5	2	0	1	0	0	1	0.5	
NORTH CAROLINA A&T	11/26/13		21	2-2	1.000	0-0	.000	1-4	.250	0	1	1	1.3	3	0	2	2	1	5	2.0	
vs Georgia Tech	11/29/13		4	1-1	1.000	0-0	.000	0-0	.000	0	0	0	1.0	0	0	0	1	0	2	2.0	
vs Penn State	11/30/13		7	0-2	.000	0-0	.000	0-0	.000	2	0	2	1.2	2	0	0	1	0	0	1.6	
at Kansas State	12/5/13		2	0-1	.000	0-0	.000	0-0	.000	0	1	1	1.2	1	0	0	1	0	0	1.3	
at WKU	12/30/13		9	0-1	.000	0-0	.000	0-0	.000	0	0	0	1.0	1	0	2	2	0	0	1.1	
DAYTON	1/4/14		4	0-0	.000	0-0	.000	3-4	.750	0	1	1	1.0	2	0	1	0	0	3	1.4	
AUBURN	1/9/14		9	1-1	1.000	0-0	.000	0-0	.000	0	0	0	0.9	0	1	0	1	0	2	1.4	
at Mississippi State	01-11-14		17	1-5	.200	0-0	.000	0-0	.000	1	0	1	0.9	1	0	0	1	0	2	1.5	
LSU	1/15/14		6	0-0	.000	0-0	.000	0-0	.000	0	0	0	0.8	1	0	0	0	0	0	1.4	
at South Carolina	1/18/14		5	0-1	.000	0-0	.000	2-2	1.000	0	1	1	0.8	2	0	0	0	0	2	1.4	
at Vanderbilt	01/22/14		2	0-1	.000	0-0	.000	0-0	.000	2	0	2	0.9	0	0	0	0	0	0	1.3	
MISSISSIPPI STATE	1/25/14		9	1-2	.500	0-0	.000	0-0	.000	1	0	1	0.9	0	0	1	2	0	2	1.4	
at Tennessee	01/29/14		20	2-2	1.000	0-0	.000	0-1	.000	1	3	4	1.1	4	0	0	1	0	4	1.5	
SOUTH CAROLINA	2/1/14		10	1-3	.333	0-0	.000	1-1	1.000	0	2	2	1.2	2	0	0	1	0	3	1.6	
at Kentucky	02/04/14		13	2-3	.667	0-0	.000	0-0	.000	1	1	2	1.2	5	1	0	1	0	4	1.8	
MISSOURI	2/8/14		5	0-0	.000	0-0	.000	0-0	.000	0	0	0	1.2	1	0	1	1	0	0	1.7	
at Alabama	2/11/14		10	1-1	1.000	0-0	.000	0-0	.000	1	2	3	1.3	2	0	0	0	0	2	1.7	
at Georgia	02/15/14	*	21	2-6	.333	0-0	.000	0-3	.000	3	3	6	1.5	2	0	0	2	0	4	1.8	
KENTUCKY	2/18/14	*	16	1-3	.333	0-0	.000	1-2	.500	0	3	3	1.6	2	0	2	0	0	3	1.9	
FLORIDA	2/22/14	*	22	2-3	.667	0-0	.000	2-2	1.000	0	1	1	1.5	1	4	0	0	0	6	2.0	
ALABAMA	2/26/14		4	0-2	.000	0-0	.000	0-0	.000	0	0	0	1.5	0	0	0	0	0	0	2.0	
at Texas A&M	03/01/14		12	0-0	.000	0-0	.000	0-0	.000	0	1	1	1.5	1	0	0	0	0	0	1.9	
at Arkansas	03/05/14		17	2-3	.667	0-0	.000	1-2	.500	4	3	7	1.7	1	0	0	0	0	5	2.0	
Totals			3	255	19-43	.442	0-0	.000	12-23	.522	18	24	42	1.7	39	7	12	18	1	50	2.0

Games played: 25
Minutes/game: 10.2
Points/game: 2.0
FG Pct: 44.2
FT Pct: 52.2

Rebounds/game: 1.7
Assists/game: 0.3
Turnovers/game: 0.5
Assist/turnover ratio: 0.6
Steals/game: 0.0
Blocks/game: 0.7

2013-14 Ole Miss Rebel Basketball
Ole Miss Individual Game-by-Game (as of Mar 05, 2014)
All games

#24 Joesaar, Janari

Opponent	Date	gs	min	Total		3-Pointers		Free throws		Rebounds				pf	a	t/o	blk	stl	pts	avg
				fg-fga	pct	3fg-fga	pct	ft-fa	pct	off	def	tot	avg							
at Coastal Carolina Uni	11/16/13	1		0-0	.000	0-0	.000	0-0	.000	0	1	1	1.0	1	0	1	0	0	0	0.0
MISSISSIPPI VALLEY	11/22/13	3		1-3	.333	0-1	.000	0-0	.000	1	1	2	1.5	0	0	0	0	1	2	1.0
NORTH CAROLINA A&T	11/26/13	3		2-2	1.000	1-1	1.000	0-0	.000	0	0	0	1.0	0	0	0	0	1	5	2.3
AUBURN	1/9/14	9		2-2	1.000	1-1	1.000	0-0	.000	2	1	3	1.5	1	0	1	0	0	5	3.0
at Mississippi State	01-11-14	3		0-0	.000	0-0	.000	0-0	.000	0	1	1	1.4	0	0	0	0	0	0	2.4
MISSISSIPPI STATE	1/25/14	3		0-0	.000	0-0	.000	2-2	1.000	0	0	0	1.2	1	0	1	0	0	2	2.3
at Tennessee	01/29/14	9		2-2	1.000	0-0	.000	0-0	.000	1	0	1	1.1	2	0	0	0	0	4	2.6
at Kentucky	02/04/14	2		0-0	.000	0-0	.000	0-0	.000	0	1	1	1.1	0	0	0	0	0	0	2.3
at Georgia	02/15/14	1		0-0	.000	0-0	.000	2-2	1.000	0	0	0	1.0	0	0	0	0	0	2	2.2
KENTUCKY	2/18/14	1		0-1	.000	0-0	.000	0-0	.000	0	0	0	0.9	0	0	0	0	0	0	2.0
at Texas A&M	03/01/14	5		0-2	.000	0-2	.000	0-0	.000	1	1	2	1.0	2	1	0	0	1	0	1.8
at Arkansas	03/05/14	11		2-7	.286	0-3	.000	4-6	.667	4	3	7	1.5	3	0	0	0	1	8	2.3
Totals		0	51	9-19	.474	2-8	.250	8-10	.800	9	9	18	1.5	10	1	3	0	4	28	2.3

Games played: 12
Minutes/game: 4.3
Points/game: 2.3
FG Pct: 47.4
3FG Pct: 25.0
FT Pct: 80.0

Rebounds/game: 1.5
Assists/game: 0.1
Turnovers/game: 0.3
Assist/turnover ratio: 0.3
Steals/game: 0.3

2013-14 Ole Miss Rebel Basketball
Ole Miss Individual Game-by-Game (as of Mar 05, 2014)
All games

#32 Summers, Jarvis

Opponent	Date	gs	min	Total		3-Pointers		Free throws		Rebounds				pf	a	t/o	blk	stl	pts	avg	
				fg-fga	pct	3fg-fga	pct	ft-fa	pct	off	def	tot	avg								
TROY	11/8/13	*	35	10-19	.526	5-10	.500	3-3	1.000	2	3	5	5.0	2	1	3	1	0	28	28.0	
at Coastal Carolina Uni	11/16/13	*	20	4-5	.800	1-2	.500	5-8	.625	0	0	0	2.5	4	5	2	0	0	14	21.0	
MISSISSIPPI VALLEY	11/22/13	*	22	3-9	.333	1-3	.333	7-8	.875	1	1	2	2.3	1	3	3	1	1	14	18.7	
NORTH CAROLINA A&T	11/26/13	*	20	5-10	.500	1-3	.333	2-2	1.000	0	2	2	2.3	3	6	0	0	1	13	17.3	
vs Georgia Tech	11/29/13	*	18	1-3	.333	1-2	.500	3-4	.750	0	4	4	2.6	4	1	2	0	1	6	15.0	
vs Penn State	11/30/13	*	27	7-10	.700	3-4	.750	2-5	.400	0	4	4	2.8	4	5	0	0	1	19	15.7	
at Kansas State	12/5/13	*	31	6-9	.667	1-1	1.000	5-8	.625	0	1	1	2.6	3	1	5	2	1	18	16.0	
OREGON	12/8/13	*	27	4-12	.333	2-3	.667	2-2	1.000	0	1	1	2.4	4	4	1	0	0	12	15.5	
MIDDLE TENNESSEE	12/14/13	*	33	7-11	.636	3-5	.600	8-11	.727	0	3	3	2.4	4	3	5	0	2	25	16.6	
LOUISIANA MONROE	12/18/13	*	29	3-9	.333	1-4	.250	1-1	1.000	0	4	4	2.6	2	4	4	0	1	8	15.7	
MERCER	12/22/13	*	28	8-11	.727	2-3	.667	3-3	1.000	1	1	2	2.5	4	2	1	1	0	21	16.2	
at WKU	12/30/13	*	34	7-11	.636	2-2	1.000	8-10	.800	1	2	3	2.6	1	3	0	0	2	24	16.8	
DAYTON	1/4/14	*	38	9-15	.600	1-2	.500	10-12	.833	1	1	2	2.5	1	4	3	1	0	29	17.8	
AUBURN	1/9/14	*	37	6-17	.353	2-5	.400	0-1	.000	1	1	2	2.5	1	4	3	0	0	14	17.5	
at Mississippi State	01-11-14	*	31	7-15	.467	3-7	.429	6-6	1.000	0	4	4	2.6	3	2	4	0	0	23	17.9	
LSU	1/15/14	*	38	4-11	.364	2-2	1.000	10-10	1.000	0	4	4	2.7	2	8	6	0	3	20	18.0	
at South Carolina	1/18/14	*	32	5-9	.556	0-0	.000	9-13	.692	0	3	3	2.7	3	6	4	0	1	19	18.1	
at Vanderbilt	01/22/14	*	36	7-14	.500	0-0	.000	2-3	.667	0	1	1	2.6	1	4	2	0	4	16	17.9	
MISSISSIPPI STATE	1/25/14	*	27	6-11	.545	2-2	1.000	5-5	1.000	0	1	1	2.5	4	2	3	0	0	19	18.0	
at Tennessee	01/29/14	*	27	6-11	.545	1-2	.500	3-4	.750	0	2	2	2.5	3	5	1	0	0	16	17.9	
SOUTH CAROLINA	2/1/14	*	37	6-11	.545	1-2	.500	2-5	.400	0	1	1	2.4	3	8	4	2	0	15	17.8	
at Kentucky	02/04/14	*	29	4-13	.308	1-5	.200	2-2	1.000	0	1	1	2.4	3	3	1	1	0	11	17.5	
MISSOURI	2/8/14	*	31	5-12	.417	1-5	.200	5-7	.714	0	0	0	2.3	4	4	2	0	1	16	17.4	
at Alabama	2/11/14	*	32	2-9	.222	0-1	.000	5-6	.833	1	3	4	2.3	4	4	1	1	1	9	17.0	
at Georgia	02/15/14	*	24	4-12	.333	0-1	.000	3-4	.750	0	4	4	2.4	4	3	0	0	2	11	16.8	
KENTUCKY	2/18/14	*	34	9-17	.529	1-6	.167	3-3	1.000	1	2	3	2.4	4	4	2	0	2	22	17.0	
FLORIDA	2/22/14	*	31	8-12	.667	2-3	.667	2-4	.500	1	2	3	2.4	2	4	4	0	2	20	17.1	
ALABAMA	2/26/14	*	38	5-15	.333	1-6	.167	9-10	.900	1	3	4	2.5	4	5	1	0	1	20	17.2	
at Texas A&M	03/01/14	*	35	7-12	.583	1-3	.333	3-5	.600	0	2	2	2.5	1	4	0	0	1	18	17.2	
at Arkansas	03/05/14	*	31	4-14	.286	1-5	.200	2-2	1.000	0	0	0	2.4	1	2	4	0	0	11	17.0	
Totals			30	912	169-349	.484	43-99	.434	130-167	.778	11	61	72	2.4	84	114	71	10	28	511	17.0

Games played: 30
Minutes/game: 30.4
Points/game: 17.0
FG Pct: 48.4
3FG Pct: 43.4
FT Pct: 77.8

Rebounds/game: 2.4
Assists/game: 3.8
Turnovers/game: 2.4
Assist/turnover ratio: 1.6
Steals/game: 0.9
Blocks/game: 0.3

2013-14 Ole Miss Rebel Basketball
Ole Miss Individual Game-by-Game (as of Mar 05, 2014)
All games

#34 Jones, Aaron

Opponent	Date	gs	min	Total		3-Pointers		Free throws		Rebounds				pf	a	t/o	blk	stl	pts	avg	
				fg-fga	pct	3fg-fga	pct	ft-fa	pct	off	def	tot	avg								
TROY	11/8/13	*	31	2-7	.286	0-0	.000	2-5	.400	8	5	13	13.0	2	0	0	1	1	6	6.0	
at Coastal Carolina Uni	11/16/13	*	34	4-5	.800	0-0	.000	3-4	.750	1	3	4	8.5	1	0	0	4	1	11	8.5	
MISSISSIPPI VALLEY	11/22/13	*	23	1-4	.250	0-0	.000	0-0	.000	3	5	8	8.3	3	1	0	3	0	2	6.3	
NORTH CAROLINA A&T	11/26/13	*	27	4-7	.571	0-0	.000	3-4	.750	4	6	10	8.8	1	0	2	2	2	11	7.5	
vs Georgia Tech	11/29/13	*	24	0-4	.000	0-0	.000	0-0	.000	1	5	6	8.2	4	1	2	4	1	0	6.0	
vs Penn State	11/30/13	*	27	3-6	.500	0-0	.000	0-0	.000	1	2	3	7.3	3	0	0	4	0	6	6.0	
at Kansas State	12/5/13	*	22	2-7	.286	0-0	.000	0-0	.000	7	2	9	7.6	4	0	2	3	1	4	5.7	
OREGON	12/8/13	*	39	3-5	.600	0-1	.000	0-0	.000	7	2	9	7.8	3	1	0	2	1	6	5.8	
MIDDLE TENNESSEE	12/14/13	*	25	4-7	.571	0-0	.000	2-5	.400	1	3	4	7.3	4	0	0	2	2	10	6.2	
LOUISIANA MONROE	12/18/13	*	26	2-3	.667	0-0	.000	2-2	1.000	0	2	2	6.8	3	0	1	3	1	6	6.2	
MERCER	12/22/13		34	5-9	.556	0-0	.000	0-0	.000	2	4	6	6.7	1	0	1	3	0	10	6.5	
at WKU	12/30/13		28	0-2	.000	0-0	.000	2-2	1.000	2	5	7	6.8	3	1	1	2	1	2	6.2	
DAYTON	1/4/14		35	4-6	.667	0-0	.000	2-2	1.000	3	4	7	6.8	3	0	2	0	1	10	6.5	
AUBURN	1/9/14	*	32	5-10	.500	0-0	.000	2-3	.667	4	3	7	6.8	3	2	1	5	5	12	6.9	
at Mississippi State	01-11-14	*	21	2-7	.286	0-1	.000	0-0	.000	5	4	9	6.9	5	0	2	1	0	4	6.7	
LSU	1/15/14	*	35	6-12	.500	1-3	.333	0-0	.000	6	7	13	7.3	2	1	0	2	0	13	7.1	
at South Carolina	1/18/14	*	15	2-3	.667	0-0	.000	0-0	.000	1	1	2	7.0	5	0	0	4	0	4	6.9	
at Vanderbilt	01/22/14	*	35	3-9	.333	0-1	.000	2-4	.500	8	2	10	7.2	3	0	1	5	3	8	6.9	
MISSISSIPPI STATE	1/25/14	*	25	3-7	.429	0-0	.000	2-2	1.000	3	7	10	7.3	2	0	0	0	0	8	7.0	
at Tennessee	01/29/14	*	18	1-4	.250	0-1	.000	0-0	.000	1	4	5	7.2	1	0	1	1	2	2	6.8	
SOUTH CAROLINA	2/1/14	*	28	4-7	.571	0-0	.000	3-3	1.000	2	2	4	7.0	3	0	0	0	0	11	7.0	
at Kentucky	02/04/14	*	23	1-3	.333	0-0	.000	0-0	.000	3	1	4	6.9	2	0	0	2	1	2	6.7	
MISSOURI	2/8/14	*	31	2-7	.286	0-0	.000	3-3	1.000	6	5	11	7.1	3	1	0	0	0	7	6.7	
at Alabama	2/11/14	*	27	1-5	.200	0-0	.000	1-2	.500	0	4	4	7.0	1	1	1	1	1	3	6.6	
at Georgia	02/15/14		27	1-5	.200	0-1	.000	0-0	.000	4	2	6	6.9	2	0	1	2	0	2	6.4	
KENTUCKY	2/18/14	*	29	1-5	.200	1-1	1.000	0-0	.000	4	2	6	6.9	1	0	2	0	1	3	6.3	
FLORIDA	2/22/14	*	36	3-8	.375	0-1	.000	0-0	.000	6	3	9	7.0	2	0	0	3	0	6	6.3	
ALABAMA	2/26/14	*	30	6-10	.600	0-1	.000	0-0	.000	4	2	6	6.9	3	1	2	2	1	12	6.5	
at Texas A&M	03/01/14	*	23	1-3	.333	0-0	.000	0-0	.000	2	3	5	6.9	1	1	0	0	0	2	6.3	
at Arkansas	03/05/14		14	0-3	.000	0-0	.000	0-0	.000	2	2	4	6.8	2	0	1	2	0	0	6.1	
Totals			25	824	76-180	.422	2-11	.182	29-41	.707	101	102	203	6.8	76	11	23	63	26	183	6.1

Games played: 30
Minutes/game: 27.5
Points/game: 6.1
FG Pct: 42.2
3FG Pct: 18.2
FT Pct: 70.7

Rebounds/game: 6.8
Assists/game: 0.4
Turnovers/game: 0.8
Assist/turnover ratio: 0.5
Steals/game: 0.9
Blocks/game: 2.1

2013-14 Ole Miss Rebel Basketball
Ole Miss Individual Game-by-Game (as of Mar 05, 2014)
All games

#TM TEAM

Opponent	Date	gs	min	Total		3-Pointers		Free throws		Rebounds				pf	a	t/o	blk	stl	pts	avg
				fg-fga	pct	3fg-fga	pct	ft-fa	pct	off	def	tot	avg							
TROY	11/8/13	0	0-0	.000	0-0	.000	0-0	.000	5	1	6	6.0	0	0	0	0	0	0	0.0	
at Coastal Carolina Uni	11/16/13	0	0-0	.000	0-0	.000	0-0	.000	3	2	5	5.5	0	0	0	0	0	0	0.0	
MISSISSIPPI VALLEY	11/22/13	0	0-0	.000	0-0	.000	0-0	.000	2	0	2	4.3	0	0	0	0	0	0	0.0	
NORTH CAROLINA A&T	11/26/13	0	0-0	.000	0-0	.000	0-0	.000	1	0	1	3.5	0	0	0	0	0	0	0.0	
vs Georgia Tech	11/29/13	0	0-0	.000	0-0	.000	0-0	.000	1	2	3	3.4	0	0	0	0	0	0	0.0	
vs Penn State	11/30/13	0	0-0	.000	0-0	.000	0-0	.000	1	2	3	3.3	0	0	0	0	0	0	0.0	
at Kansas State	12/5/13	0	0-0	.000	0-0	.000	0-0	.000	1	3	4	3.4	0	0	0	0	0	0	0.0	
OREGON	12/8/13	0	0-0	.000	0-0	.000	0-0	.000	2	5	7	3.9	0	0	0	0	0	0	0.0	
MIDDLE TENNESSEE	12/14/13	0	0-0	.000	0-0	.000	0-0	.000	1	0	1	3.6	0	0	0	0	0	0	0.0	
LOUISIANA MONROE	12/18/13	0	0-0	.000	0-0	.000	0-0	.000	6	1	7	3.9	0	0	0	0	0	0	0.0	
MERCER	12/22/13	0	0-0	.000	0-0	.000	0-0	.000	0	0	0	3.5	0	0	0	0	0	0	0.0	
at WKU	12/30/13	0	0-0	.000	0-0	.000	0-0	.000	1	1	2	3.4	0	0	0	0	0	0	0.0	
DAYTON	1/4/14	0	0-0	.000	0-0	.000	0-0	.000	2	3	5	3.5	0	0	0	0	0	0	0.0	
AUBURN	1/9/14	0	0-0	.000	0-0	.000	0-0	.000	2	4	6	3.7	0	0	0	0	0	0	0.0	
at Mississippi State	01-11-14	0	0-0	.000	0-0	.000	0-0	.000	1	1	2	3.6	0	0	0	0	0	0	0.0	
LSU	1/15/14	0	0-0	.000	0-0	.000	0-0	.000	5	6	11	4.1	1	0	0	0	0	0	0.0	
at South Carolina	1/18/14	0	0-0	.000	0-0	.000	0-0	.000	2	1	3	4.0	0	0	0	0	0	0	0.0	
at Vanderbilt	01/22/14	0	0-0	.000	0-0	.000	0-0	.000	3	1	4	4.0	0	0	0	0	0	0	0.0	
MISSISSIPPI STATE	1/25/14	0	0-0	.000	0-0	.000	0-0	.000	2	3	5	4.1	0	0	0	0	0	0	0.0	
at Tennessee	01/29/14	0	0-0	.000	0-0	.000	0-0	.000	2	3	5	4.1	0	0	0	0	0	0	0.0	
SOUTH CAROLINA	2/1/14	0	0-0	.000	0-0	.000	0-0	.000	2	1	3	4.0	0	0	0	0	0	0	0.0	
at Kentucky	02/04/14	0	0-0	.000	0-0	.000	0-0	.000	3	1	4	4.0	0	0	0	0	0	0	0.0	
MISSOURI	2/8/14	0	0-0	.000	0-0	.000	0-0	.000	1	1	2	4.0	0	0	0	0	0	0	0.0	
at Alabama	2/11/14	0	0-0	.000	0-0	.000	0-0	.000	4	0	4	4.0	0	0	0	0	0	0	0.0	
at Georgia	02/15/14	0	0-0	.000	0-0	.000	0-0	.000	4	2	6	4.0	0	0	0	0	0	0	0.0	
KENTUCKY	2/18/14	0	0-0	.000	0-0	.000	0-0	.000	1	2	3	4.0	0	0	0	0	0	0	0.0	
FLORIDA	2/22/14	0	0-0	.000	0-0	.000	0-0	.000	1	3	4	4.0	0	0	1	0	0	0	0.0	
ALABAMA	2/26/14	0	0-0	.000	0-0	.000	0-0	.000	1	1	2	3.9	0	0	0	0	0	0	0.0	
at Texas A&M	03/01/14	0	0-0	.000	0-0	.000	0-0	.000	0	3	3	3.9	0	0	1	0	0	0	0.0	
at Arkansas	03/05/14	0	0-0	.000	0-0	.000	0-0	.000	3	0	3	3.9	0	0	0	0	0	0	0.0	
Totals		0	0	0-0	.000	0-0	.000	0-0	.000	63	53	116	3.9	1	0	2	0	0	0.0	

Games played: 30

Rebounds/game: 3.9

Turnovers/game: 0.1