

# LSU 2012-13 BASKETBALL

NATIONAL TITLES  
1935

SEC CHAMPIONS  
1935 • 1953 • 1954 • 1979 • 1981  
1985 • 1991 • 2000 • 2006 • 2009

NCAA FINAL FOUR  
1953 • 1981 • 1986 • 2006

# 20

## Vanderbilt University

Wednesday, February 6, 2013 \* 7 p.m. CST (ESPN3, Watch ESPN App)  
Baton Rouge, La. \* Maravich Center (13,215)

### LSU (12-7, 3-5)

#### November

Fri. 9	UC SANTA BARBARA	W, 77-63
Tues. 13	MCNEESE (CST)	W, 73-48
Tues. 20	NORTHWESTERN STATE (CST)	W, 102-95
Sat. 24	MISS. VALLEY STATE (CST)	W, 75-50
SEC/BIG EAST CHALLENGE		
Thurs. 29	SETON HALL (ESPNU)	W, 72-67

#### December

Tues. 11	CHATTANOOGA (CST)	W, 80-67
Fri. 14	At Boise State	L, 70-89
Tues. 18	At UC-Irvine	W, 66-60
Sat. 22	At Marquette (ESPNU)	L, 80-84
Fri. 28	HOUSTON BAPTIST (CST)	W, 75-58

#### January

Sat. 5	BETHUNE-COOKMAN	W, 79-63
Wed. 9	*At Auburn (CSS/CST)	L, 63-68
Sat. 12	*FLORIDA (ESPNU)	L, 52-74
Wed. 16	*SOUTH CAROLINA (ESPN3)	L, 73-82 (ot.)
Sat. 19	*At Georgia (CSS/CST)	L, 58-67
Wed. 23	*TEXAS A&M (SEC Network)	W, 58-54
Sat. 26	*At Kentucky (SEC Network)	L, 70-75
Wed. 30	*MISSOURI (SEC Network)	W, 73-70

#### February

Sat. 2	*At Mississippi State (FSN)	W, 69-68
Wed. 6	*VANDERBILT (ESPN3)	7 p.m.
Sat. 9	*At Alabama (ESPN2)	7 p.m.
Thurs. 14	*At South Carolina (ESPN/2)	6 p.m.
Sat. 16	*MISSISSIPPI STATE (ESPNU)	4 p.m.
Wed. 19	*At Tennessee (ESPNU)	6 p.m.
Sat. 23	*ALABAMA (SEC Network)	12:30 p.m.
Wed. 27	*ARKANSAS (SEC Network)	7 p.m.

#### March

Sat. 2	*at Missouri (SEC Network)	3 p.m.
Wed. 6	*at Texas A&M (SEC Network)	7 p.m.
Sat. 9	*OLE MISS (SEC Network)	12:30 p.m.
March 13-17	SEC Tournament (SEC Net, ESPNU, ABC)	

\*Denotes SEC Games  
SEC Tournament in Nashville, Tenn.

### On the Air

#### Radio • LSU Sports Radio Network

Jim Hawthorne, play-by-play  
Ricky Blanton, analyst  
Kevin Ford, host

#### Television • ESPN3, Watch ESPN App

Mike Gleason, play-by-play  
xxxxx, analyst



### PROJECTED LSU STARTING LINEUP (Based on last game)

- G 10 Andre Stringer (Jr., 5-10, Jackson, Miss.) 11.1 ppg, 1.6 rpg, 1.9 apg (10.3 ppg, 1.6 rpg in SEC)**  
Stringer hit four treys vs. Missouri (1/30) as LSU knocks off No. 17 team ... Stringer finished with 18 after hitting three treys & scored 13 at UK (1/26) ... 2nd in 3-point FG pct. (41.4%, 41-99) ... 10th career LSU treys (142).
- G 0 Charles Carmouche (Sr., 6-4, New Orleans) 9.3 ppg, 3.4 rpg, 3.8 apg (8.6 ppg, 3.6 rpg, 4.0 apg in SEC) or 24 Malik Morgan (Fr., 6-4, River Ridge) 5.4 ppg, 3.3 rpg (6.3 ppg, 3.9 rpg in SEC)**  
Morgan got the start on Saturday at State with seven points, 4 boards ... Carmouche came off the bench to score 10 with 7 boards and 3 rebounds, 3 steals ... Sixth in assists, fourth in steals in the SEC ... 71 percent at the FT line.
- G 1 Anthony Hickey (So., Hopkinsville, Ky.) 12.4 pg, 3.6 rg, 3.6 ag, 3.5 sg (14.4 pg, 3.6 rg, 3.1 ag, 3.5 sg in SEC)**  
Upped his career best steal game to eight against A&M (1/23) and is the nation's leader in steal average ... Led Tigers in win over No. 17 Missouri with 20 points, 4 assists (1/3) ... For the second straight year, led LSU from 17 down against Miss. State (2/2) and hit the winning floater in the lane with 1.5 seconds left ... On pace for record LSU steals year.
- F 2 Johnny O'Bryant III (So., 6-9, Cleveland, Miss.) 11.9 ppg, 8.5 rpg (11.8 ppg, 9.6 rpg in SEC)**  
Made it five straight double doubles with 12 pts-12 reb., at Miss. State (2/2) ... Had 14 pts-11 rebs in the win over No. 17 Missouri (1/30) ... Has eight double ups total this season, 10 for career ... Third in the league in rebound average overall and tied for second in SEC games only ... Career high equaling 21 pts at UK (1/26); Career rebs (14) at UGA (1/19).
- F 5 Shavon Coleman (Jr. 6-5, Austin, Texas) 11.9 ppg, 7.2 rpg (8.9 ppg, 5.3 rpg in SEC)**  
Coleman made his fourth start of the season at Miss. State (2/2) and had 11 points and seven rebounds ... 20 blks, 29 steals ... Eight in the league in rebound average ... 12 double figure games ... Still averages 30 mpg with just 4 starts.

### STORYLINES

• The Jan. 30 win over No. 17 Missouri was LSU's first over a ranked team in SEC play since LSU defeated No. 3 Florida, 66-56 on Feb. 24, 2007 ... It was LSU's first win over a team ranked No. 17 in the AP poll in 11 games (1-10).

• After falling behind by at least 10 points in the first six SEC games, LSU scored the first points just 22 seconds in ... Missouri tied the game at 3-3 and 6-6 but never had the lead in the game.

• The win at Miss. State (2/2) proved very similar to the second meeting of teams in Feb. 2012 as LSU fell behind by the same number of points (17) and rallied to win (last year in final ticks of overtime) and

this year in the final ticks of regulation ... In both Anthony Hickey hit a floater at the edge of the paint (with 1.4 seconds last year, 1.5 at Starkville).

• LSU sophomore forward Johnny O'Bryant III became the first LSU player since Storn Warren in Dec. 2009 to have four consecutive double doubles when he posted 14 pts-11 reb. vs. No. 17 Missouri ... Now he's at five and counting after 12 and 12 in the win at State (2/2).

• LSU continues to move toward one of its best seasons making treys, now with 140 and is on pace to post a number around 220 treys made ... The school record for a season is 215 during the 2002-03 season

... Andre Stringer is now 10th on LSU's career three-point list.

• LSU has scored 70 points or more in 13 games this year ... Last year, LSU hit that mark just 9 times in the 2011-12 schedule.

• The Tigers lead the league and are fourth in the nation in steals at 10.5 a game ... LSU recorded 19 steals vs. A&M (1/23), the 4th most by an LSU team ... Sophomore Anthony Hickey continues to lead the nation in steals at 3.5 per game.

• Vandy leads the series, 60-47 with seven straight wins in the series ... LSU's last wins came in 2005 and 2006 when LSU won 3 straight ... LSU leads 28-19 in BR.

### BREAKDOWN

#### LSU

Record	12-7, 3-5
Ranking	N/A
Last Game	W, at Miss. State, 69-68, 2/2/13
Head Coach	Johnny Jones
Career Record	217-169 (13th season)
LSU Record	12-7 (1st season)
vs. VU:	First meeting

#### Vanderbilt University

Record:	8-12, 2-6
Ranking:	N/A
Last Game:	L, vs. Alabama, 54-58, 2/2/13
Head Coach:	Kevin Stallings
Career Record:	392-234 (20 years)
VU Record:	260-171 (14 years)
vs. LSU:	11-6

# Upcoming LSU Basketball Media Calendar

## 4

### MONDAY

10 a.m. -- SEC Teleconference (Coach J at 10:28 a.m.)  
2 p.m. -- Media Session;  
7 p.m. -- Johnny Jones Radio Show

## 5

### TUESDAY

Tipoff luncheon with Coach Johnny Jones at L'Auberge Resort presented by Hub International. 11:30 a.m. buffet -- 12:10 program. Guest speaker Bob Pettit.

## 6

### WEDNESDAY

Game 20 -- LSU vs. Vanderbilt, 7 p.m. (TV-ESPN3; Radio -- LSU Sports Radio Network)

## 7

### THURSDAY

MEDIA SESSION -- 2 p.m.

## 8

### FRIDAY

Depart for Tuscaloosa, Ala.

## 9

### SATURDAY

Game 21 -- LSU at Alabama, 7 p.m. CST (TV: ESPN2; Radio: LSU Sports Radio Network)

## 10

### SUNDAY

Inside LSU Basketball (LSU Sports Television Network, WBRZ-TV in BR, 10:35 p.m. locally.)

## LSU Media Services

### Media Availability

Coach Johnny Jones is available in his office for early morning appointments and phone interviews. Please contact Basketball SID Kent Lowe (225-578-1864, [clowe@lsu.edu](mailto:clowe@lsu.edu)) at least 24 hours in advance.

### SEC Teleconference

The 14 SEC coaches are featured on a teleconference each Monday, beginning with the start of conference play. The conference starts at 10 a.m. (CST). Coach Jones is on at 10:28 a.m. CST. To access the media only number contact Kent Lowe or the SEC Media Relations Office (205-458-3010).

### Media Sessions

Coach Jones meets, when travel schedules permit, usually one or two days prior to games in non-conference play and usually on Mondays and Thursdays during the SEC season. The sessions take place in the practice facility meeting room. Times are announced based on practice plans with requested players brought first, followed by Coach Jones. Some travel and scheduling issues may change the time and day so media should contact the Sports Information Office to confirm start time ... Player requests need to be in to Kent Lowe at [clowe@lsu.edu](mailto:clowe@lsu.edu) no later than 24 hours in advance.

### The Johnny Jones Show

Presented by Capital One Bank

The weekly call-in show takes place primarily on Mondays at 7 p.m. from T.J. Ribs on Acadian Thruway ... The show airs in Baton Rouge on local flagship Eagle 98.1 FM, on the Internet at [www.LSUsports.net](http://www.LSUsports.net) and on many LSU Sports Radio

Network affiliates.

Former LSU basketball player Ricky Blanton will host the show for the third straight year.

### Inside LSU Basketball

Presented by Academy Sports and Outdoors

Coach Jones' weekly TV show is on a state-wide and regional network ... WBRZ-TV, Channel 2, airs the show at 10:35 p.m. Sundays. Television affiliates for the show are listed online at [LSUsports.net/tvaffiliates](http://LSUsports.net/tvaffiliates).

The first TV show is set for Dec. 9 and will air weekly once conference play begins through the end of the regular season.

### Post Game

Coach Jones will be in the media room of the practice facility after the game and the NCAA cooling off period ... Requested players will be brought to the practice facility media room as well. ... THE LSU DRESSING ROOM IS CLOSED ... To reach the media room, take the Northwest Corridor portal (where the LSU team enters the floor) ... When reaching the multi-purpose room and the glass doors, turn right ... Before reaching the steps, turn left and then take a right down the first hallway to the double wood doors and enter the media room. LSU marshalls will help direct you to the area ... The visiting coach has an interview area (where the pre-game meal is served) that he can use for his post-game media obligations if he wishes.

### WHO TO CONTACT

#### Sports Information Office

(225) 578-8226

**Michael Bonnette** - [mbonnet@lsu.edu](mailto:mbonnet@lsu.edu)

Assoc. AD/Sports Information Director

**C. Kent Lowe** - [clowe@lsu.edu](mailto:clowe@lsu.edu)

Sr. Assoc. Sports Information Director (Basketball Contact)

**Matt Dunaway** - [mdunaway@lsu.edu](mailto:mdunaway@lsu.edu)

Assoc. Sports Information Director (Asst. Bkb Contact)

**Jake Terry** - [jterry9@lsu.edu](mailto:jterry9@lsu.edu)

Associate Sports Information Director (Social Media)

#### LSU Television

Kevin Wagner - [jwagne2@lsu.edu](mailto:jwagne2@lsu.edu)

#### LSU Radio

Jim Hawthorne - [lsuradio@lsu.edu](mailto:lsuradio@lsu.edu)

#### LSU Sports Information Mailing Address

Athletics Adm. Building, Baton Rouge, La. 70803

### ON THE INTERNET

#### [www.LSUsports.net/media](http://www.LSUsports.net/media)

The Official Website of LSU Athletics is home to all the basketball information you need. Schedules, results, rosters, bios, statistics and game notes can be found and are always up to date.

#### <http://media.lsusports.net>

Media can access images for all LSU athletic teams, including action shots, heads shots, logos, etc. To gain access to the high-resolution pictures, email Michael Bonnette. You will be assigned a login and password that will enable you to retrieve pictures. This service is for the media use only.

#### [LSUsports.net/media](http://LSUsports.net/media)

Request credentials online, go to the men's basketball link.



### LSU Basketball on Twitter & Facebook

[facebook.com/lsubasketball](https://www.facebook.com/lsubasketball)

[twitter.com/lsubasketball](https://twitter.com/lsubasketball)

[twitter.com/lsumediaalerts](https://twitter.com/lsumediaalerts)

[LSUsports.net/connect](http://LSUsports.net/connect)

# Johnny Jones

Head Coach • 1st year at LSU (13th year as head coach)

He dreamed of this position. He hoped for this chance.

Johnny Jones was doing exactly what he wanted to do -- he was a successful head coach in major Division I college basketball. But in the back of his mind there was one thing he wanted. He wanted the chance to be the head coach of his alma mater at LSU. This was one time a Friday the 13th was special to Coach Jones and long-time LSU basketball fans. Vice-Chancellor and Director of Athletics Joe Alleva on the afternoon of April 13 made the call to Jones to offer him the job that made a dream now a reality -- he would become the 21st men's head basketball coach at LSU.

Jones, 51, a player on an LSU NCAA Final Four team and an assistant coach on another LSU NCAA Final Four team, returns to Baton Rouge after serving the last 11 years as the head men's basketball coach at the University of North Texas.

He becomes just the fifth alum of LSU to become the head men's basketball coach and the third to have played and served as the head coach at the school.

Since his return to Baton Rouge and his opening media session when he called it "a dream come true" and saying that he was "home", Jones has hit the ground running. First came the hiring of a veteran staff with strengths in coaching and recruiting that are known throughout the college basketball landscape. Then, while beginning to initiate his new players about his style of play, Jones and the staff had to recruit for this coming season and also get on the road to look for the players that will establish the new foundation of LSU basketball in the future.

He has also embraced all aspects of the community, traveling throughout the state on the LSU Tiger Tour, speaking to civic groups and youth organizations while expressing how much he wants people to embrace LSU basketball. He has reintroduced himself to the high school coaches in the state and reorganized LSU's booster group into a new "Tipoff Club" to offer support to the program.

Jones played four years at LSU and was a member as a freshman of the 1981 NCAA Final Four team under Coach Brown. He served 13 years on Brown's coaching staff at LSU, and was on the staff when the Tigers became at that time the first 11-seed to advance to the NCAA Final Four in 1986.

This is Jones' third career head coaching position as he served as the interim head coach at the University of Memphis during the 1999-2000 season and began his run as the head coach at the University of North Texas prior to the 2001-02 season. The Mean Green advanced to four of the last six Sun Belt

Conference Tournament championship games, including each of the last three seasons.

North Texas averaged just five wins per season in the four years prior to his arrival. Under Jones, the Mean Green averaged 21 wins per year over the last six seasons, including a school record 24 wins in 2010 and a pair of Sun Belt Conference titles and NCAA Tournament trips.

Jones won more games than any other Sun Belt coach over the last six years and he has coached five of the nine 20-win seasons in North Texas history. Jones is responsible for the third best single-season attendance mark in school history in 2012, which marks a 121 percent attendance increase over his tenure.

In 11 seasons in Denton, Jones recorded a 190-146 record, making him the second winningest coach in school history. His overall career head coaching record is 205-162.

When Johnny Jones suited up for his first game as an LSU Tiger against Colgate in the Great Alaskan Shootout in Nov. 28, 1980, it would mark the first of 121 games that he would play for LSU. Then, the player would turn coach and be on the bench assisting Coach Dale Brown for another 407 contests.

Jones served as an assistant coach in 1986 and 1987 and administrative assistant in 1988 before returning to the assistant coach position beginning with the 1988-89 season. Prior to the 1994-95 season, Jones was promoted to Associate Coach of the Tigers. Jones is the only person in LSU history to both play and coach in an NCAA Final Four.

After Coach Brown's retirement following the 1996-97 season, Jones moved to another set of Tigers in Memphis, serving as Associate Head Coach for the program in 1998 and 1999. In his first year in Memphis, Jones also helped accumulate a JUCO recruiting class that was ranked No. 1 nationally and was the cornerstone of an overall class that was ranked seventh.

At Memphis in 1998, Jones helped coach the Tigers to the Conference USA National Division championship. Jones was named the interim head coach at Memphis just prior to the 1999-2000 season. The Tigers won six of their final seven games and finished just one game below .500 with a team that had just one starter back from the previous year.

Jones would then spend one season as an assistant coach in the SEC, as an assistant with the Alabama Crimson Tide (2000-01) before being named the head coach at North Texas on April 16, 2001.

Jones and his wife, Kelli, have two children, John, and Jillian.



## The Jones File

**NAME:** Johnny Jones

**BIRTH DATE:** March 30, 1961

**AGE:** 51

**BIRTHPLACE:** DeRidder, La.

**WIFE:** Kelli

**CHILDREN:** John, Jillian

**COLLEGE:** LSU, BA, 1985

## PLAYING EXPERIENCE

### LSU

Was a freshman on the 1981 NCAA Final Four team in 1981 ... Played in 121 games, starting 54 career games ... Led LSU in assists (124) as a junior and was ranked among top five in the SEC that year ... Remains ranked 11th in career assists with 271 and is just one of 28 players in the history of the program to have dished out 200 assists or more ... His 136 career steals ranked 14th all-time on a list of 21 LSU Tigers that have recorded 100 career stats

## COACHING EXPERIENCE

**1984-85** - Student Assistant, LSU

**1985-87** - Assistant Coach, LSU

**1987-88** - Admin. Assistant, LSU

**1988-94** - Assistant Coach, LSU

**1994-97** - Associate Coach, LSU

**1997-99** - Associate Coach, Memphis

**1999-2000** -- Interim HC, Memphis

**2000-01** -- Asst. Coach, Alabama

**2001-12** -- Head Coach, North Texas

**April 13, 2012** -- Named the 21st head coach at LSU

## The Johnny Jones Record

YEAR	SCHOOL	[---OVERALL---]		[---CONF.---]		FINISH
		W-L	PCT.	W-L	PCT.	
1999-00	Memphis	15-16	.434	7-9	.437	
2001-02	North Texas	15-14	.517	8-7	.533	
2002-03	North Texas	7-21	.250	2-13	.133	
2003-04	North Texas	13-15	.464	8-8	.500	
2004-05	North Texas	14-14	.500	6-9	.400	
2005-06	North Texas	14-14	.500	6-9	.400	
2006-07	North Texas	23-11	.676	10-8	.555	NCAA First Round
2007-08	North Texas	20-11	.645	10-8	.555	
2008-09	North Texas	20-12	.625	11-7	.611	
2009-10	North Texas	24-9	.727	13-5	.722	NCAA First Round
2010-11	North Texas	22-11	.667	8-8	.500	
2011-12	North Texas	18-14	.562	9-8	.529	
<b>2012-13</b>	<b>LSU</b>	<b>12-7</b>	<b>.631</b>	<b>3-5</b>	<b>.375</b>	
<b>Totals</b>	<b>13 Years</b>	<b>217-169</b>	<b>.562</b>	<b>101-104</b>	<b>.493</b>	
<b>Memphis</b>	<b>1 Years</b>	<b>15-16</b>	<b>.434</b>	<b>7-9</b>	<b>.437</b>	
<b>North Texas</b>	<b>11 Years</b>	<b>190-146</b>	<b>.565</b>	<b>91-90</b>	<b>.503</b>	
<b>LSU</b>	<b>1 Year</b>	<b>12-7</b>	<b>.631</b>	<b>3-5</b>	<b>.375</b>	

## CAREER SPECIALTY NUMBERS

### CAREER DOUBLE-FIGURE GAMES

Andre Stringer 44  
 Anthony Hickey 29  
 Johnny O'Bryant III 24  
 Shavon Coleman 12  
 Charles Carmouche 7  
 Eddie Ludwig 4  
 Shane Hammink 2  
 Corban Collins 2  
 Jalen Courtney 2  
 Malik Morgan 2  
 Andrew Del Piero 1

### CAREER DOUBLE-FIGURE REBOUNDS

Johnny O'Bryant III 13  
 Shavon Coleman 5

### CAREER DOUBLE-FIGURE ASSISTS

Charles Carmouche 1

### CAREER DOUBLE-DOUBLES

Johnny O'Bryant III 10  
 Shavon Coleman 5  
 Charles Carmouche 2

### CAREER THREE-POINTERS

Andre Stringer 142  
 Anthony Hickey 80  
 Charles Carmouche 22  
 Malik Morgan 15  
 Jalen Courtney 12  
 Corban Collins 10  
 Shavon Coleman 8  
 Eddie Ludwig 7  
 Shane Hammink 5  
 Johnny O'Bryant III 5

### CAREER ASSISTS

Andre Stringer 198  
 Anthony Hickey 186  
 Charles Carmouche 69  
 Eddie Ludwig 56  
 Johnny O'Bryant III 32  
 Malik Morgan 24  
 Shane Hammink 19  
 Shavon Coleman 18  
 Corban Collins 13  
 Jalen Courtney 6  
 Andrew Del Piero 3

### CAREER BLOCKS

Johnny O'Bryant III 33  
 Andrew Del Piero 24  
 Shavon Coleman 20  
 Eddie Ludwig 13  
 Malik Morgan 8  
 Anthony Hickey 8  
 Jalen Courtney 6  
 Andre Stringer 5  
 Charles Carmouche 3  
 Shane Hammink 2  
 Corban Collins 1

### CAREER STEALS

Anthony Hickey 129  
 Andrew Stringer 86  
 Eddie Ludwig 45  
 Charles Carmouche 41  
 Malik Morgan 31  
 Shavon Coleman 29  
 Johnny O'Bryant III 24  
 Corbin Collins 4  
 Shane Hammink 3  
 Jalen Courtney 2  
 Andrew Del Piero 2  
 Mychal Williams 1

# 2012-13 LSU Men's Basketball Roster

NO.	NAME	CL.	POS.	HT.	WT.	EXP.	HOMETOWN/LAST SCHOOL
0	Charles Carmouche	G	6-4	187	Sr.	TR	New Orleans, La. (Memphis)
1	Anthony Hickey	G	5-11	182	So.	1L	Hopkinsville, Ky. (Christian County HS)
2	Johnny O'Bryant III	F	6-9	262	So.	1L	Cleveland, Miss. (East Side HS)
3	Jalen Courtney	F	6-8	228	Jr.	2L	Jackson, Miss. (Provine HS)
4	Corban Collins	G	6-3	192	Fr.	HS	High Point, N.C. (Massanutten Academy)
5	Shavon Coleman	F	6-5	195	Jr.	JC	Thibodaux, La. (Howard College)
10	Andre Stringer	G	5-9	178	Jr.	2L	Jackson, Miss. (Forest Hill HS)
11	Shane Hammink	F	6-7	208	Fr.	HS	Netherlands (Oakley College)
13	Eddie Ludwig	F	6-9	210	Sr.	3L	Metairie, La. (Metairie Park Country Day)
24	Malik Morgan	G	6-4	188	Fr.	HS	River Ridge, La. (John Curtis HS)
45	Mychal Williams	G	6-3	207	Jr.	RS	Bossier City, La. (Airline HS)
51	Joshua Badeaux	G	6-1	195	So.	RS	Galliano, La. (BRCC)
55	Andrew Del Piero	C	7-3	254	Sr.	SQ	Austin, Texas (Westlake HS)

**Head Coach:** Johnny Jones (LSU '85), 1st year at LSU

**Assistant Coach:** Robert Kirby (Texas-Pan American, '83), 1st year at LSU

**Assistant Coach:** Charlie Leonard (Christian Brothers, '75), 1st year at LSU

**Assistant Coach:** David Patrick, 1st year at LSU

**Director of Operations:** Tom Kelsey (Lipscomb, '86), 1st year at LSU

**Video Coordinator:** Zach Kendrick (LSU, 11), 2nd year at LSU

### Transactions

On Oct. 31, LSU added three walk-ons to its roster -- Dave Jackson, Mychal Williams, Joshua Badeaux (Jackson would later leave to concentrate on academics) ... Johnny O'Bryant injured left lower leg in opener (11/9) ... Missed McNeese (11/13) ... Jalen Courtney missed Northwestern State (11/20), unspecified injury ... Point guard Anthony Hickey suspended indefinitely on Dec. 7 by Coach Jones for "violation of athletic department and university policies" ... Missed one game and practices until Dec. 13 ... Returned in second half at Boise (Dec. 14) ... Houston Baptist game (12/28) -- Anthony Hickey "disciplined" by Coach Jones, DNP; Johnny O'Bryant III does not play minor injury suffered during game at Marquette (12/22) ... Both return for Bethune Cookman game (1/5); Corban Collins, injured in practice Monday; DNP at Aub; played vs. UF (1/12) ... Charles Carmouche did not play at Georgia (1/19) because of knee issue ... Returned for A&M game (1/23) ... Corbin Collins returned at Miss. State (2/2) after falling and hitting his head late in the UGA game ... Suffered severe cut about eyebrows ... **Eddie Ludwig head injury at practice 1/11; remains out until further notice.**

### The Numbers Game

Here are some of the important numbers with the LSU basketball program:.

**105** -- This is the 105th season of basketball at LSU.

**42-5** -- LSU record since the start of the 2005-06 season when scoring at least 80 points.

**2005** -- Year LSU last scored 100 points before the 11/20 game against Northwestern State (102-95) ... Last 100 point game was Nicholls State, 11/21/05

**2008** -- Last year LSU shot below 50 percent at the free throw line, below four times this year.

**2008** -- Last time an LSU player (Garrett Temple) had double figure assists in a game (Charles Carmouche -- 10 assists at Marquette, 12/22)

**2009** -- Last time LSU player had 6 treys in a game prior to Andre Stringer -- 6 treys at Marquette, 12/22

**3** -- No. of games LSU has hit double figure three pointers this season (2 all of last year).

**13** -- No. of games LSU has scored 70 or more points (4 more than last season)

**4-0** -- When LSU makes 30 field goals this season.

**7-2** -- LSU record when it has three-point percentage of 36.8% or better

**4-0** -- LSU record when opponents record 20 or fewer field goals made.

**6-0** -- LSU record when Shavon Coleman has 14 points or more.

**5-2** -- LSU record when Anthony Hickey has four steals or more.

**6-2** -- LSU record when Johnny O'Bryant III has 10 rebounds or more.

**5-1** -- LSU record when making 15 or more free throws.

**19** -- Steals vs. Texas A&M (1/23), 11th best in NCAA games this season.

**4** -- Number of wins by 5 or fewer pts this season (since 2007, LSU has won 24 games of 5 or fewer pts)

**3** -- Number of wins for LSU this season when trailing by 13 or more points (Seton Hall -16; Texas A&M -13; at Miss. State -17).

### Last Time Out: LSU 69, Mississippi State 68 (Feb. 2, at Starkville, Miss.)

LSU for the third time this season made a double digit comeback to end up with a win as the Tigers rallied from 17 down to defeat Mississippi State, 69-68, at Humphrey Coliseum on Saturday.

It took an Anthony Hickey floater in the lane with 1.5 seconds remaining to be the difference in the win, but there was so much that led to that including a great start by Mississippi State and 27 percent field goal shooting by LSU that allowed State to build as much as a 17-point lead with 3:20 to go in the first half and still 16 with 59 seconds to go in the half.

But LSU finally began to get its game in gear, the press began to cause problems and the game began to slowly turn. LSU was making free throws, Mississippi State was missing free throws and after 17 misses, LSU was able to finally hit a couple of crucial ones.

The Tigers finally tied the game at 60 with 3:15 to go, but Mississippi State scored six straight to appear to take control of the game with 1:47 left. Charles Carmouche got two free throws with 1:17 to play and then Anthony Hickey would score LSU's final seven points – a three with 49 seconds left, a jumper that gave LSU 67-66 lead with 20 seconds to play – and then after State scored with 7.9 seconds to get a 68-67 lead, Hickey took the ball the length of the floor and delivered the game-winner for the win.

Hickey, who was scoreless for much of the game, finished with 12 points and four assists, while Johnny O'Bryant III had 12 points and 12 rebounds for his fifth straight double double. Shavon Coleman had 11 points and Charles Carmouche 10. LSU shot 16-of-30 in the second half (53.3 percent) and 15-of-18 at the line while State was just 13-of-27, 8-of-20 in the second half.

#### **Déjà Vu All Over Again For LSU Versus State**

Fox Sports Net played it enough during the game, the floater by Hickey with 1.4 seconds left that beat Mississippi State in overtime, 69-67, on Feb. 14, 2012 ... It would be a nearly identical floater that Hickey would make this time to defeat State in Starkville in the very next meeting of the two teams on Feb. 2, 2013 ... This time there would be 1.5 seconds to play.

Some of the similarities:

**Down 17 points** – In both games, LSU fell 17 points behind Mississippi State ... In 2012, State led LSU, 30-13, with 6:19 to go in the first half ... Saturday, LSU was behind 36-19, again 17 points, with 3:20 to go in the first half (It should be noted LSU was still down 16 with 59 seconds to go in the half.)

**Final points to Hickey** – In 2012, Hickey would score the final four points in overtime – a layup with 22 seconds left that gave LSU a 67-63 lead that State would erase with a three pointer and a free throw. Following the miss of the second free throw, Hickey got the ball and made the floater in the lane for the win ... In 2013, Hickey would score LSU's final seven points – a three with 49 seconds left to cut State's lead to 66-65; a jumper with 20 seconds left that gave LSU a brief 67-66 lead and then the final floater in the lane that would be the game winner at 69-68.

**Timing is everything** – When the clock stopped after the ball went through the net in 2012 after Hickey's floater, there was 1.4 seconds to play ... In 2013, when Hickey's floater went through the net, there was 1.5 showing on the clock in Starkville.

**Johnny O'Bryant III not on floor** – In 2012, it was a bench sub by then coach Trent Johnson for Storm Warren (who did have a double double for LSU) ... In 2013, it was because of five fouls at the 1:30 mark. O'Bryant, like Warren, posted a double double for LSU.

#### **LSU Gets Fourth "Close" Win Of Year**

The Mississippi State win is LSU's fourth "close" win (5 points or fewer) of the year at home and LSU is 4-3 overall in games of 5 points or less ... Since 2007, LSU has won 24 games of the "close" variety ... LSU also beat Seton Hall, 72-67; Texas A&M, 58-54; and, Missouri, 73-70; all at the PMAC.

#### **Comebacks Galore**

The 17-point comeback by LSU to win equals the biggest since last year's 17-point comeback to win, also against State ... The pair of games are the biggest comeback to win for LSU in the last five seasons ... It is the third double digit lead LSU has overcome to score victories this season ... The other two:

**Vs. Seton Hall (11/29), down 16, LSU wins 72-67** -- The comeback from 16 down, 48-32, with 16:39 to play actually started innocently enough 12 seconds later after Andre Stringer hit a jumper to make it 48-34. Coach Jones quickly called time out and diagrammed a press that would allow LSU to play helter skelter in the back court to get the ball away from Seton Hall ... It slowly began to pay dividends, especially in a run that followed a dunk that gave the Pirates a 52-39 lead with 12:49 to play. From there, LSU would score 13 straight points to tie the game at 52-52 with 8:55 left ... Seton Hall would take the lead twice more, 57-52 and 64-63 (3:43 to play), but a Shavon Coleman jumper and 5-of-6 at the FT line gave LSU a six-point lead in the final 19 seconds.

**Vs. Texas A&M (1/23), down 14, LSU wins 54-50** – LSU was down 19-5 and 21-7 (9:48) to go in the half before LSU rallied to within one, 28-27, on a 20-7 run at the half.

Here are some of the LSU comebacks for wins of recent years:

**2-2-13 – Miss. State up 17, 3:20 1st half, LSU wins 69-68**

**1-23-13 – Texas A&M up 14, 9:48 1st half, LSU wins 58-54**

**11-29-12 -- Seton Hall up 16, 16:39 2nd half, LSU wins 72-67**

**2-14-12 -- Miss. State up 17, 6:19 1st half, LSU wins 69-67 (OT)**

**12-11-10 -- C. Mich. up 11, 13:55 2nd half, LSU wins, 59-55**

**2-28-09 -- Kentucky up 10, 11:03 2nd half, LSU wins, 73-70**

**3-2-08 -- Georgia up 16, 10:27 1st half, LSU wins, 71-64**

As listed below, LSU overcame a bigger deficit at Marquette in December, coming from 21 down to take the lead.

#### **Other Games That Could Have Gone LSU's Way**

Here are five other games where LSU was in position to get a win:

**AT MARQUETTE, L, 80-84** – The Golden Eagles were able to shoot well early in the game and gradually built up a 21-point advantage, 43-22, with 5:12 to go in the first half ... But the Tigers gave a hint of sign of things to come, outscoring Marquette 11-2, to cut the halftime margin to 12, 45-33 ... Then the LSU press, its defense and long-range shooting locked in and LSU opened the half 16-4 to tie the game at 49-49 with 14:56 to play ... It looked like Marquette had withstood the charge, scoring the next eight

### **CAREER DOUBLE-DOUBLES**

#### **JOHNNY O'BRYANT III (10)**

Game	Date	Pts	Reb
<b>2011-12</b>			
at N. Texas	12-22-11	11	10
vs. Arkansas	3-8-12	18	11
<b>2012-13</b>			
vs. MVSU	11-24-12	11	10
vs. SHU	11-29-12	13	11
vs. UTC	12-11-12	18	10
at UGA	1-19-13	16	14
vs. A&M	1-23-13	14	10
at UK	1-26-13	21	12
vs. Missouri	1-30-13	14	11
at Miss. St.	2-2-13	12	12

#### **SHAVON COLEMAN (5)**

Game	Date	Pts	Reb
<b>2012-13</b>			
vs. McNeese	11-13-12	25	10
vs. MVSU	11-24-12	16	11
at UCI	12-18-12	13	11
vs. HBU	12-28-12	11	13
vs. BCU	1-5-13	14	12

#### **CHARLES CARMOUCHE (1)**

Game	Date	Pts	Ast.
<b>2012-13</b>			
at Marquette	12-22-12	15	10

#### **LSU Scoring Runs**

7-0	8
8-0	12
9-0	3
10-0	5 (UCSB, MV, UCI, MU, A&M)
11-0	5 (McN, UTC 2, BC, Mo.)
12-0	1 (UF)
13-0	3 (NW St., SHU, HB)
14-0	
15-0	

#### **Opp. Scoring Runs**

7-0	9
8-0	9
9-0	10
10-0	1 (UF)
11-0	2 (at BSU, at MU)
12-0	2 (BC, Mo)
13-0	
14-0	
15-0	1 (at Marquette)

## LSU STATISTICAL NUMBERS

Overall	LSU	VU
Scoring Average	71.8	59.3
Opp. Scoring Average	68.5	61.4
Scoring Margin	+3.3	-2.0
FG Percentage	42.7	41.3
Opp. FG Percentage	41.8	41.7
3 PT FG Pct.	33.2	35.7
Opp. 3 PT FG Pct.	31.1	31.5
3FGs per Game	7.4	7.6
FT Percentage	62.1	59.6
Opp. FT Percentage	68.5	72.1
FT Made Per Game	12.3	10.4
Rebound Avg	38.3	32.1
Opp. Rebound Avg.	37.8	33.8
Rebound Margin	+0.5	-1.7
Assists Average	14.4	11.4
Turnover Average	15.6	13.7
Blocks Average	4.0	3.2
Steals Average	10.5	5.7

SEC GAMES	LSU	VU
Scoring Average	64.5	58.9
Opp. Scoring Average	69.8	64.2
Scoring Margin	-5.2	-5.4
FG Percentage	39.4	40.2
Opp. FG Percentage	45.5	42.3
3 PT FG Pct.	28.9	36.0
Opp. 3 PT FG Pct.	28.9	31.7
3FGs per Game	6.5	7.8
FT Percentage	64.7	61.9
Opp. FT Percentage	66.1	74.8
FT Made Per Game	10.8	11.4
Rebound Avg	34.4	32.9
Opp. Rebound Avg.	38.6	33.6
Rebound Margin	-4.2	-0.7
Assists Average	11.9	12.0
Turnover Average	14.1	14.9
Blocks Average	2.5	2.8
Steals Average	9.8	4.6

points, before LSU came with a nine-point run of its own to amazingly take a 59-58 going to the final 9:35 ... LSU couldn't sustain it the rest of the game falling behind again by 12, but the amazing Tigers would keep playing hard and took the margin down to two late in the game before falling by four.

**AT AUBURN, L 63-68** – LSU jumped out to a six-point lead early in the second half only to have Auburn eventually tie the game at the 13:54 mark and go on to build as much as a 14-point lead, before a late LSU rally cut the margin to five points.

**SOUTH CAROLINA, L 73-82** – LSU held a 69-65 lead with 2:41 to play in regulation ... LSU would miss three field goal attempts the remainder of the game in their final three possessions, while USC used a layup and two free throws to tie the game and force overtime ... USC got the first four points of overtime while LSU had a turnover and two missed shots before LSU scored to cut the margin to two. From there, LSU was 0-for-5 before making a shot in the final seconds, while USC outscored LSU 9-2 the rest of the way.

**AT GEORGIA, L, 58-67** – The game was tied at 54 with 4:41 to play as LSU was able to force issues for the Bulldogs with its helter-skelter press that made its debut in the 16-point Seton Hall rally ... Georgia missed a layup, but LSU turned the ball over and Georgia got points off the LSU turnover (14-6 advantage in final 20 minutes) and Georgia led by three ... LSU turned the ball over again and UGA would eventually get a bucket to make the lead five with 2:49 left ... The teams would swap two free throws and then two more LSU turnovers would result in four UGA free throws to push the lead to nine. LSU would be outscored 13-4 over the final minutes of the game.

**AT KENTUCKY, L, 70-75** -- LSU made a dramatic attempt to upset the Wildcats at Rupp Arena, coming from 11 points down at halftime to within one with three seconds to play. LSU rallied after shooting 44.8 percent in the second half (13-29) and 4-of-8 from the three-point arc ... After shooting 57.6 percent in the first half (19-33), Kentucky had some issues with the LSU press in the second half and then LSU's offense began to find its stride and bring itself back in the contest. LSU got the lead down to five on a Johnny O'Bryant III dunk at 54-49 at the 12:45 mark. Kentucky took the lead back to 11 at 65-54, with 6:54 to play. The field goal for that lead was UK's final one of the game.

Kentucky would turn the ball over four times while LSU was cutting the lead to 66-63 with 3:17 left. The lead would go to two, 70-68, with 1:01 to play on a Hickey three and 71-70 on an O'Bryant III bucket with three seconds to play. Kentucky would make four free throws for the final margin.

### How Did This Happen?

Under the amazing but true -- here's how the first five team fouls of the second half were called against LSU at Georgia (1/19):

- First Foul -- on No. 1 of LSU (Hickey)**
- Second Foul -- on No. 2 of LSU (O'Bryant III)**
- Third Foul -- on No. 3 of LSU (Courtney)**
- Fourth Foul -- on No. 4 of LSU (Collins)**
- Fifth Foul -- on Nov. 5 of LSU (Coleman)**

The first five fouls were numerically called in order on LSU players.

### The Press, The Steals

The two seem to be going hand in hand as since that Seton Hall comeback, the press has become a part of LSU's defensive arsenal. Even league leader Florida found trouble with it in a short segment when LSU cut a 25-point deficit to 13 with a 12-0 run earlier in January.

LSU had 19 steals against A&M (1/23), one of 11 games this season LSU has been in double figures for steals ... LSU had 16 steals against both UC Santa Barbara (11/9) and Seton Hall (11/29) earlier in the year ... The 19 steals was the fourth best for LSU in a single game:

- 23 -vs. Tennessee, Feb. 23, 1991**
- 20 - vs. Southeastern Louisiana, Nov. 26, 1990**
- 20 - vs. Nicholls State, Dec. 29, 1990**
- 19 - vs. Texas A&M, Jan. 23, 2013**

LSU is averaging 10.5 steals a game, 0.8 more than second place Arkansas.

Four players combined for 17 of the 19 steals against A&M (1/23) and those were all important components of the LSU press against A&M – Anthony Hickey, Malik Morgan, Charles Carmouche and Shavon Coleman. While Hickey had his eight, Morgan, Carmouche and Coleman had three each.

Hickey continues to lead the league in steals average at 3.5 a game, 1.2 in front of two players overall and also 3.5 in SEC games, 1.2 in front ... Hickey, who had seven steals in the opener against UCSB (11/9), has had five games of five steals or more ... His eight steals versus A&M marked the first time an LSU player has had eight since Clarence Ceasar stole eight against Auburn on Jan. 8, 1994 ... The school record for steals is 10 by Shawn Griggs in the 23-team steal game versus Tennessee on Feb. 23, 1991.

Only four SEC players have averaged 3.0 steals per game or better for a season since 1984 (Gerald Glass, Ole Miss-3.0- in 1989; Chuck Evans, Mississippi State-3.0-in 1992; Clarence Ceasar of LSU 3.0 in 1994 and 1995; Devan Downey of South Carolina at 3.2 in 2008)

Charles Carmouche is fourth in steals at 2.3 a game in overall stats.

LSU has 200 steals for the year ... The Tigers are on pace to join the six LSU teams that have recorded 300 steals or more ... Hickey has 60 steals and is on pace to possibly have the LSU record season number

of steals (93) and season average (3.0 a game)(see box page 11 of notes) ... He is 14 steals shy of the single season top 10 at LSU.

#### About Vanderbilt

Vanderbilt comes to Baton Rouge after three straight losses – at Missouri (59-81), at Tennessee (57-58) and at home to Alabama last Saturday (54-58) – to fall to 2-6 in the league with an 8-12 overall record ... Vanderbilt's SEC wins are at South Carolina and versus Auburn ... In the Alabama game, the Commodores had a 31-23 halftime advantage before Alabama stormed back to win ... Vandy was 11-of-19 overall and 5-of-7 from the arc in the opening half and still finished at 48.7 percent (19-of-39) and 8-of-15 on the arc ... Vandy had 17 turnovers and Alabama 18 points off the turnovers.

Kevin Stallings is the longtime coach of the Commodores, in his 14th year at Vanderbilt.

#### Tigers Win 16th Straight When Shooting 50 Percent or Better

The Tigers shot 55.6 percent from the field (25-45) to win Wednesday against Missouri (1/30), the third time the Tigers have been over 50 percent this season ... Since the start of the 2008-09 season, LSU has won 16 consecutive games when shooting 50 percent for better from the field ... LSU's last loss shooting 50 percent or better came in the final game of the 2007-08 season when LSU shot 50 percent from the field and lost to South Carolina in an SEC Tournament game.

For the season, the Tigers are shooting at a 42.7 percent clip (496-1161, 10th in the SEC) ... LSU is shooting 39.4 percent in league play, 13th in the SEC.

#### Jones A Rare LSU Alum To Head The Program

Johnny Jones becomes just the fifth alum of LSU to take the basketball helm of the Tigers ... The other four LSU alums to become head coach:

**R. E. Edmonds – head coach 1918-19 (1 season, 1-0 record)**

**Dale Morey – head coach 1942-44 (2 seasons, 28-19 record)**

**Jessee Fatheree – head coach 1944-45 (1 season, 11-7 record)**

**A.L. Swanson – head coach 1944-45 (1 season, 4-2 record)**

**Johnny Jones – head coach 2012–(in first season)**

Only Morey, Fatheree and Jones played for LSU and were later named the head coach of the Tigers.

Jones played on the 1981 NCAA Final Four team as a freshman and then was an assistant coach under Dale Brown on the 1986 NCAA Final Four team. Jones played in 121 games at LSU and then was on the LSU bench for another 407 contests before leaving LSU when Coach Brown retired following the 1997 season.

#### Season 42 At The PMAC

It was the 1971-72 season that the first game was played in the then LSU Assembly Center, opening the building on Jan. 3, 1972 against Vanderbilt, an 80-73 loss. The Tigers got their first win in the building on Jan. 6, 1972 against Georgetown, 90-71.

LSU got back to a winning record in the building last season, winning 11-of-15 contests after taking just 8-of-18 during the 2010-11 season ... LSU in 42 years of play is 482-170 (73.8), including a 222-132 (62.5%) record in conference games.

Johnny Jones as a player was 47-10 in the building and in his 13 years on the LSU bench, the Tigers won 153 games at the PMAC.

LSU is 10-2 this year in the building with 5 SEC games remaining at home this year.

#### On The Road

Last year, LSU was able to win 4-of-13 games on the road, scoring wins at Houston, Rutgers, North Texas and South Carolina ... For the Tigers it was their first league win on the road since last year's South Carolina and second of the year in seven games ... LSU has an overall record of 409-612 (40.0 percent).

#### Versus Nationally Ranked Teams

LSU is 1-1 this year against nationally-ranked teams (L, vs. Florida; W, vs. Missouri) and 61-233 all-time against teams ranked in the AP poll ... LSU's last win prior to the Missouri win (1/30) against a ranked team was a year ago when LSU defeated No. 10 Marquette in the PMAC ... LSU's last SEC win against a ranked team was against No. 3 Florida at the PMAC in Feb. 2007.

#### A Bucket, An Assist Or An Assist, A Bucket

LSU enters the week fourth in the league averaging 14.4 assists a game, almost two assists better than the Tigers averaged a year ago ... LSU in its new high-paced offense continues to have point guards who have positive assist-to-turnover ratios even as the season nears its halfway point.

Individually the top guards have good assist-to-turnover numbers as Anthony Hickey has 61 assists to 27 turnovers and Charles Carmouche has a team-best 69 assists to 36 turnovers and Malik Morgan has 24 assists to 13 turnovers.

Carmouche is sixth in the league in assist average at 3.8 a game, while Hickey is seventh at 3.6 a contest. Carmouche is fifth in league games only at 4.0 assists a game. Hickey is fifth in assist-to-turnover ratio at 2.3 in overall games and Carmouche is fourth in league games only assist-to-turnover ratio at 2.8 a game.

#### Strong Numbers From The Arc

Three times this year LSU has hit double figures from the arc: 10 vs. UCSB (11/9); 10 at Boise State (12/14); 10 at Marquette (12.22) ... Four other times, LSU hit 9 treys.

LSU hit double figure treys twice last year and five times combined over the last two seasons ...

### TIGER TRENDS

LSU RECORD...	12-13	11-12
In November	5-0	4-3
In December	3-2	6-0
In January	3-5	2-6
In February	1-0	5-3
In March		1-3
In April		
<b>LSU vs. AP Ranked Opponents</b>		
At home	1-1	1-2
On the road		0-3
Neutral		0-1
<b>LSU's Record in Games...</b>		
Decided by 5 pts or less	4-3	3-4
Decided by 10 pts or less	6-5	12-8
Decided by 11 pts or more	6-2	6-7
At night	10-4	11-10
During the day	2-3	7-5
Decided in Overtime		2-2
Televised	9-6	17-14
<b>LSU's Record When Scoring...</b>		
Less than 60 points	1-2	3-6
60-69 points	2-1	10-5
70-79 points	7-3	3-3
80-89 points	1-1	1-1
90-99 points		1-0
100 or more points	1-0	
<b>LSU's Record When Allowing...</b>		
Less than 60 points	4-0	15-1
60-69 points	5-3	2-3
70-79 points	1-2	1-9
80-89 points	0-3	0-1
90-99 points	1-0	0-1
100 or more points		
<b>LSU's Record When...</b>		
Leading at the half	9-1	12-3
Losing at the half	2-7	4-10
Tied at the half		2-2
Lead 10 minutes left	9-0	13-3
Losing 10 minutes left	3-5	3-12
Tied 10 minutes left	0-2	2-0
Lead 5 minutes left	10-0	16-2
Losing 5 minutes left	2-7	1-13
Tied 5 minutes left		1-0
<b>LSU's Record When Shooting...</b>		
50% or higher	3-0	3-0
Less than 50%	9-7	15-15
Better than opponent	7-0	13-1
Worse than opponent	5-7	5-14
Even Shooting		
More 3PT FGs than opp.	7-6	8-6
<b>LSU's Record When...</b>		
Outrebounding opp.	8-3	15-4
Outrebounded by opp.	4-4	3-10
Equal rebounds		0-1
<b>LSU's Record When Committing...</b>		
Fewer TO than opp.	4-3	12-8
More TO than opp.	6-3	4-6
Equal TO	2-1	2-1
15 or fewer TO	6-4	12-10

## MISCELLANEOUS STATS

### Anthony Hickey -- Gms 5 or more Assists

#### 2011-12

11/12 -- Nicholls -- 5  
 11/23 -- South Alabama -- 6  
 12/3 -- At Rutgers -- 5  
 12/10 -- Bosie State -- 5  
 12/19 -- Marquette -- 6  
 12/29 -- Grambling -- 5  
 1/7 -- Ole Miss -- 7  
 1/17 -- Auburn -- 6  
 1/25 -- At Miss. State -- 6  
 1/28 -- Kentucky -- 5  
 2/11 -- Alabama -- 5  
 2/18 -- At South Carolina -- 7  
 3/8 -- Arkansas (SECT) -- 7

#### 2012-13

11/9 -- UCSB -- 6  
 11/13 -- McNeese -- 6  
 11/20 -- Northwestern State -- 6  
 11/24 -- MVSU -- 6  
 ---

### Andre Stringer -- Gms 5 or more Assists

#### 2010-11

11/12 -- Northwestern State -- 5  
 12/16 -- McNeese State -- 5  
 1/12 -- Arkansas -- 7  
 1/22 -- At Ole Miss -- 5

#### 2011-12

2/8 -- At Vanderbilt -- 5  
 2/14 -- Miss. State -- 5  
 3/13 -- At Oregon (NIT) -- 6  
 ---

### Charles Carmouche -- Gms 5 or more Assists

#### 2012-13

11/29 -- Vs. Seton Hall -- 7  
 12/14 -- At Boise State -- 5  
 12.22 -- At Marquette -- 10  
 1/5 -- Vs. Bethune Cookman -- 5  
 1/9 -- At Auburn -- 7  
 1/16 -- vs. S. Carolina -- 5  
 1/26 -- at Kentucky -- 7  
 ---

### Corban Collins -- Gms 5 or more Assists

#### 2012-13

12/28 -- Vs. Houston Baptist -- 5  
 ---

### Anthony Hickey -- Gms 5 or more Steals

#### 2011-12

3/9 -- vs. Kentucky (SEC) -- 5

#### 2012-13

11/9 -- UCSB -- 7  
 11/29 -- Seton Hall -- 6  
 1/19 -- Georgia -- 5  
 1/23 -- Texas A&M -- 8  
 ---

### Malik Morgan -- Gms 5 or more Steals

#### 2012-13

11/20 -- Northwestern State -- 5  
 ---

### Career Steals Leaders (100 or more)

1. Clarence Ceasar	1991-95	310
2. Ethan Martin	1977-81	279
---		
14. Vernel Singleton	1988-92	136
14. Johnny Jones	1980-84	136
<b>16. Anthony Hickey</b>	<b>active</b>	<b>129</b>
---		
23. Ronnie Henderson	1993-96	104
---		
<b>** Andre Stringer</b>	<b>active</b>	<b>86</b>
---		

### Career Assists Leaders (200 or more)

1. Kenny Higgs	1974-78	646
2. Ethan Martin	1977-81	638
---		
27. Jerry Reynolds	1982-85	211
28. Xavier Whipple	2001-05	209
---		
<b>*** Andre Stringer</b>	<b>active</b>	<b>198</b>
<b>*** Anthony Hickey</b>	<b>active</b>	<b>186</b>

This season, LSU has hit 140 treys, an average of 7.4 a game, which drops LSU to third in 3-pointers made after making just four at Mississippi State (2/2) ... LSU is 140-of-422 (33.2 percent), 10th in the league ... Last year, LSU hit 32.6 percent from the arc and made just 5.2 a game ... The team is on pace to be just the sixth team in LSU history to make 200 treys in a season ... The all-time record is 215 in the 2002-03 season and LSU is still on pace to top that number.

Andre Stringer leads the team with 41 treys, while Anthony Hickey has 36, Charles Carmouche 22, Malik Morgan 15 and Corban Collins 10 are the Tigers in double figure treys ... Stringer is 41-of-99 for the year, Hickey 36-of-114 and Carmouche 22-of-76 ... Eight players have made three pointers ... Stringer's 41.4 percent is second best in the league and Hickey is eighth at 31.6 percent.

Stringer's one trey gave him 142 career treys made, 10th all-time at LSU.

### Deep Rut At The Free Throw Line; But Tigers Finally Win With Good Night

It started the wrong direction from the beginning with LSU going 7-of-20 from the free throw line against UCSB (11-9) ... In LSU's first two SEC games, LSU was 4-of-10 in each game from the charity stripe and then 5-of-12 in the win over A&M (1/23).

Saturday at State (2/2), marked the first time LSU posted a good free throw percentage and actually won the game ... LSU was 15-of-18 at the line in Starkville for 83.3 percent and the Tigers won the game ... That hasn't been the case other times as LSU was 8-of-11 at Boise State (72.7%), 12-of-13 at Marquette (92.3%), 13-of-16 (81.3%) vs. South Carolina, 12-of-15 at Kentucky (80.0%), all LSU losses.

For the season, LSU is 233-of-375 (62.1 percent), 13th in the league ... Opponents have made 61 more free throws based on 54 more attempts.

### Not All The Free Throw Shooting Is Awful

Let's give some credit where credit is due ... Andre Stringer hit 6-of-6 at the line versus Missouri (1/30) and 4-of-4 in the Mississippi State (2/2) game and is has made 30-of-37 attempts for 81.1 percent ... Over three seasons, he is a 79 percent free throw shooter (188-237) ... Charles Carmouche has made 44-of-62 or 71.0 percent and LSU could use Corban Collins back who is 11-of-15 (73.3 percent) at the stripe ... Although Johnny O'Bryant III is a 58.3 percent shooter, he is 12-of-17 from the strike the last three games.

### Line-Ups

The Tigers have used 11 different lineups this season ... Here are the lineups so far (Listed as FF, GGG or FFF, GG or FC,GGG):

### UCSB -- O'Bryant III, Ludwig, Carmouche, Collins, Morgan

### McNeese -- Coleman, Ludwig, Carmouche, Hickey, Morgan

### Northwestern St. -- O'Bryant III, Ludwig, Carmouche, Hickey, Morgan

### Miss. Valley -- O'Bryant III, Ludwig, Hammink, Carmouche, Collins

### Seton Hall -- O'Bryant III, Del Piero, Hammink, Carmouche, Hickey

### UTC, Boise -- O'Bryant III, Del Piero, Carmouche, Stringer, Morgan (1-1)

### UCI, Marquette -- O'Bryant III, Del Piero, Carmouche, Stringer, Collins (1-1)

### Houston Baptist, Bethune Cookman -- Coleman, Del Piero, Carmouche, Stringer, Collins

### Auburn, Florida, SC, UK, MO -- O'Bryant III, Del Piero, Carmouche, Stringer, Hickey (1-4)

### Georgia, A&M -- O'Bryant III, Del Piero, Morgan, Stringer, Hickey (1-1)

### Miss. State -- O'Bryant III, Coleman, Morgan Stringer, Hickey (1-0)

### Shavon Coleman

#### SEC Player Of The Week, Dec. 3

Junior Shavon Coleman earned the vote of the conference office for his play in the Seton Hall game (11/29) and was named the Southeastern Conference Player of the Week as announced on Dec. 3 ... Coleman had 14-of-his-18 points in the second half as he hit 8-of-14 field goals, 1 assist, 2 blocks and 3 steals in 32 minutes to go with 6 rebounds.

Coleman has Louisiana roots, but went the junior college route before coming back to the state ... He has topped 20 points in two games, the McNeese game (11/13) as a starter, the Northwestern State game (11/20) off the bench ... Against McNeese, Coleman had 23 first half points and 25 for the game ... Against Northwestern State, Coleman hit 8-of-12 field goals in a 22-point effort ... Coleman came off the bench against Mississippi Valley (11/24) and had his second double double of 16 points ... He posted his third double us against UCI (12/18), again off the bench with 13 points, 11 rebounds and had his best rebounding night against Houston Baptist (12/28), pulling down 13 rebounds to go with 11 points for his fourth double double of the season.

He made it back-to-back doubles in the first game of 2013 against Bethune Cookman as he scored 14 points with 12 rebounds and most of his work that night came at the free throw line as he made 8-of-8, while going 3-of-6 from the field.

He had 17 points to lead LSU in the win versus Texas A&M (12/23) and has led the team in scoring for most of the season, before falling back to second after the Missouri game (1/30) at 11.9 points per game ... He had 11 in the Mississippi State win (2/2) and is averaging 11.9 points per game (tied for second on the team) and he is also averaging 7.2 rebounds a game (eighth in the league).

### Johnny O'Bryant III

December 2009 was the last time an LSU player (Storm Warren) had four consecutive games with double figure points and rebounds ... That is until Johnny O'Bryant III did it, reaching four in his last game vs. A&M ... Now with a fifth straight at Mississippi State (2/2), he aims for the eight consecutive that Glen "Big Baby" Davis had during the 2006 season ... O'Bryant III has eight for the season, second only to Murphy Holloway of Ole Miss, who has nine ... O'Bryant's 10 career double doubles ranks fourth among active SEC players.

O'Bryant III during these five games tied his career scoring mark of 21at UK (1/26) and had his career rebound high of 14 at Georgia (1/19).

The double doubles this season for O'Bryant III:

**Mississippi Valley (11/24) – 11 points, 10 rebounds**

**Seton Hall (11/29) – 13 points, 11 rebounds**

**UTC (12/11) – 18 points, 10 rebounds**

**Georgia (1/19) – 16 points, 14 rebounds**

**Texas A&M (1/23) – 14 points, 10 rebounds**

**Kentucky (1/26) – 21 points, 12 rebounds**

**Missouri (1/30) – 14 points, 11 rebounds**

**Miss. State (2/2) – 12 points, 12 rebounds**

As important as the double doubles, he has played good minutes in the last five games, four of those without foul trouble (34 at Georgia, 35 vs. Texas A&M, a career high 39 at Kentucky and 38 vs. Missouri, 32 at Miss. State) ... The State game was the one he fouled out.

He's the first player to have double digit rebounds in five consecutive games since Tasmin Mitchell did it in five straight games in Jan-Feb. 2010.

O'Bryant III is averaging 11.9 points (co-second on the team) and 8.5 rebounds per game ... He is third in the league in rebound average overall and tied for second in SEC games (9.6 average).

### Andre Stringer

#### LSWA POW (12/24)

Andre Stringer was named the Louisiana Sports Writers Association Player of the Week after two road games of outstanding play in December.

In the win at UCI (12/18), Stringer hit for 19 points with two assists and no turnovers. He was 7-of-14 from the field with three treys.

At Marquette (12/22), Stringer scored 20 points, equaling the second highest game of his career, with two assists, three steals ... He was 6-of-12 overall from the field and 6-10 from the three-point arc ... It marked the first time an LSU player has gone for six treys since Marcus Thornton went for six in a February game in 2009.

Stringer continued his good shooting at Auburn, hitting 3-of-6 from the arc with 13 points (1/9) ... He got his shooting touch back at Georgia (1/19), hitting 2-of-4 trey attempts after going 0-7 against Florida and South Carolina.

In the next four games, he was 10-of-17 ... before hitting just 1-of-5 at Mississippi State (2/2) ... Stringer's long-range ability has been his trademark since his arrival at LSU and this is turning into his best season ever from the arc, hitting 41-of-99 or 41.4 (second best in the SEC) ... He is averaging 11.1 points (fourth on the team) and 2.0 assists ... Stringer is in 10th place in career three-point makes at 142 and needs just two assists to become the 29th player at LSU to have 200 career assists.

### Anthony Hickey

#### LSWA POW (2/4)

Hickey earned the POW honors in the state for his last second herorics at Mississippi State and his 20-point effort in the upset of No. 17 Missouri.

Hickey has done what he has hoped to do in Coach Jones' new offense (and what he was being asked to do) -- score, initiate the offense and make steals to get the offense back to LSU ... That's why in SEC play, he leads the team in scoring at 14.4 points per game (10th in league game scoring) with a team best 19 treys along with 25 assists and 28 steals ... He has had double figure scoring in the last 11 games he has played and hit at least one three-pointer in every game he has dressed for. Overall, he is averaging 12.4 points (moving into the team lead), 3.6 rebounds and he has started 11-of-the-17 games he has played in.

His best scoring game this season was 21 vs. Northwestern State ... Against Missouri (1/30), he posted 20 points with 9-of-17 field goals, four assists and two steals.

See the team steal note for Hickey's national lead information on steals average.

### Charles Carmouche

Carmouche returned to play a good 23 minutes against A&M (1/23) after missing the UGA game (1/19) with tendonitis in one of his legs that caused him to miss practice the day before the game and the game-day practice.

The New Orleans senior had his first double double as a Tiger at Marquette (12/22) going the points-assists route with 15 points and 10 assists. It was the first 10 assist game since Garrett Temple had 10 in 2008 ... Carmouche was the only Tiger to start the first 14 games before missing the UGA game ... He posted 7 assists and just one turnover at Kentucky (1/26) ... He came off the bench at State (2/2) to score 10 points on 4-of-8 shooting with 7 rebounds and 3 assists ... The New Orleans native is averaging is averaging 9.3 points per game, 3.4 rebounds and 3.8 assists (6th in the league).

### Andrew Del Piero

He started as a band member, became a basketball walk-on, now a scholarship player for his senior season ... Andrew Del Piero has become more than a 7-3 novelty who comes in for a couple of minutes in games already decided ... This coaching staff has worked hard to turn him into a contributor and while there are still refinements to be made, Del Piero has now become someone that Coach Johnny Jones has no problem starting, as he had for 14 games.

## SCORING BREAKDOWN

CLASS	PTS	PCT.			
Freshmen	209	15.3			
Sophomores	411	30.1			
Juniors	470	34.4			
Seniors	275	20.4			
SCORING	PTS	PCT.			
Starters	890	65.2			
Bench	475	34.8			
POINTS IN PAINT	PTS	APG			
LSU	590	31.0			
Opponents	520	27.4			
POINTS OFF TO	PTS	APG			
LSU	338	17.8			
Opponents	309	16.3			
SECOND CHANCE POINTS	PTS	APG			
LSU	236	12.4			
Opponents	210	11.0			
BENCH SCORING	PTS	APG			
LSU	475	25.0			
Opponents	368	19.4			
FT% LAST 5 MINUTES		PCT			
LSU	67-97	67.0			
Opponents	81-115	70.4			
FG% LAST 5 MINUTES		PCT			
LSU	68-143	47.6			
Opponents	63-145	43.2			
3FG% LAST 5 MINUTES		PCT			
LSU	16-53	30.2			
Opponents	17-46	37.0			
<b>LSU RECORD OF STARTING LINEUPS (FF,GGG or FFF, GG)</b>					
1-0 -- O'Bryant III, Ludwig, Carmouche, Collins, Morgan					
1-0 -- Coleman, Ludwig, Carmouche, Hickey, Morgan					
1-0 -- O'Bryant III, Ludwig, Carmouche, Hickey, Morgan					
1-0 -- O'Bryant III, Ludwig, Hammink, Carmouche, Collins					
1-0 -- O'Bryant III, Del Piero, Hammink, Carmouche, Hickey					
2-0 -- Coleman, Del Piero, Carmouche, Stringer, Collins					
1-1 -- O'Bryant III, Del Piero, Carmouche, Stringer, Morgan					
1-1 -- O'Bryant III, Del Piero, Carmouche, Stringer, Collins					
1-4 -- O'Bryant III, Del Piero, Carmouche, Stringer, Hickey					
1-1 -- O'Bryant III, Del Piero, Morgan, Stringer, Hickey					
1-0 -- O'Bryant III, Coleman, Morgan Stringer, Hickey					
<b>LEADING SCORERS</b> -- Coleman 6, Stringer 4, Carmouche 3, O'Bryant III 5, Collins 1, Courtney 1, Hickey 4					
<b>LEADING REBOUNDERS</b> -- Coleman 8, O'Bryant III 10, Hickey 3, Ludwig 1, Carmouche 1					
<b>LEADING ASSISTS</b> -- Hickey 9, Carmouche 9, Stringer 1, Hammink 1, Collins 1, O'Bryant III 2.					
<b>TOTAL DUNKS</b> -- O'Bryant III 13, Coleman 2, Del Piero 6, Carmouche 4, Hammink 1, Morgan 2, Courtney 2					
<b>DOUBLE FIGURE SCORING GAMES</b> -- Coleman 13, O'Bryant III 12, Stringer 9, Hickey 13, Carmouche 7, Hammink 2, Collins 2, Morgan 2, Courtney 1, Del Piero 1					
<b>DOUBLE DOUBLE</b> -- O'Bryant III 8 (pts-reb), Coleman 5 (pts-reb), Carmouche 1 (pts-ast)					
<b>PLAYERS SCORING IN DOUBLE FIGURES BY GAME</b>					
0	1	2	3	4	5 or more
	1	2	9	6	1

## STREAKING...

### Consecutive Games in Double Figures...

Anthony Hickey 11  
Johnny O'Bryant III 5  
Shavon Coleman 1  
Charles Carmouche 1

### Consecutive Games Without Fouling Out...

Andre Stringer 65  
Eddie Ludwig 56  
Jalen Courtney 50  
Anthony Hickey 31  
Andrew Del Piero 23  
Charles Carmouche 18  
Shane Hammink 17  
Corban Collins 15  
Joshua Badeaux 4  
Malik Morgan 4  
Mychal Williams 3  
Johnny O'Bryant III 0  
Shavon Coleman 0

### Consecutive Gms. 3PT FG

Anthony Hickey 17  
Andre Stringer 5  
Malik Morgan 1

### Consecutive Games Scored in

Andre Stringer 79  
Anthony Hickey 38  
Johnny O'Bryant III 32  
Shavon Coleman 19  
Charles Carmouche 17  
Malik Morgan 8  
Corban Collins 6  
Eddie Ludwig 2  
Shane Hammink 1  
Jalen Courtney 1

The improvement has continued as Del Piero scored nine points against Houston Baptist (12/28) and then posted his first career double figure scoring game of 10 points against Bethune Cookman (1/5) on 5-of-10 shooting ... He showed his growing stamina and conditioning by playing a season long 33 minutes against Florida as he scored seven points with five rebounds ... For the season, he is 31-of-58 shooting or 53.4 percent. He has 23 blocks (including 4 vs. Houston Baptist) ... His scoring average for the season is 3.9 ppg and 2.8 rpg.

Del Piero's great story of hard work was recently featured in a New York Times story written by Brett Michael Dykes.

### **Like Father, Like Son**

Shane Hammink got his first start at LSU against Mississippi Valley (11/24) and responded with a 12 points, 3 assist, 4 rebound game in 25 minutes for the Tigers ... Hammink, a 6-7 forward from the Netherlands, is the son of 7-0 center Geert Hammink, who played four years for LSU during the five-year period from 1989-1993.

The Hamminks become the fifth father-son combination at LSU in the last 40-plus years - The Sanders (Al "Apple", 1945-47; Al "Little Apple", 1969-72); The Maravichs (Pete, 1967-70; Josh 2002-05); The Wolferts (Rick, 1972-75; Paul, 2002-05); and, The Temples (Collis, Jr., 1971-74; Collis III 1999-03; Garrett, 2005-09).

Through 17 games, Shane Hammink is averaging 2.6 points and 2.0 rebounds a game.

### **Geert Hammink To Represent LSU As Legend At Tournament**

All-Southeastern Conference center Geert Hammink will represent LSU as part of the 2013 Allstate SEC Basketball Legends that will be honored at the SEC Men's Basketball Tournament March 13-17 at Bridgestone Arena in Nashville, Tenn. ... The 2013 class includes Wimp Sanderson, Alabama; Jerry Carlton, Arkansas; Ronnie Battle, Auburn; Bill Koss, Florida; Tim Bassett, Georgia; Jamal Mashburn, Kentucky; Geert Hammink, LSU; Rahim Lockhart, Ole Miss; Horatio Webster, Mississippi State; Norm Stewart, Missouri; Eddie Fogler, South Carolina; Len Kosmalski, Tennessee; John Beasley, Texas A&M; Mike Rhoades, Vanderbilt.

Each SEC Basketball Legend will be recognized at halftime of his institution's first game at the tournament.

Hammink played the 1988-89 season at LSU; redshirted in 1990 and then played 1991-93. The 7-footer from the Netherlands took over the starting center position as a senior after Shaquille O'Neal left for the NBA. Hammink averaged a double double (15.2 ppg, 10.2 rpg) and earned consensus first-team All-SEC honors. Hammink also led the team in field goals made (190) and free throws made (108).

### **Malik Morgan**

Morgan, who led John Curtis to the 2A State Championship last year, has started seven games this year and took advantage of Carmouche's injury to start at Georgia (1/19) and score his second double figure game at LSU with 11 and his first since scoring 10 in the season opener ... He stayed in the starting lineup vs. A&M (1/23) and he had seven points, seven rebounds and for the second straight game, three steals ... Although he didn't start the Seton Hall game (11/29), he came off the bench to hit two crucial treys to help LSU rally from 16 down to the get the win. He had seven points and eight rebounds against UTC (12/11) and hit two threes with three assists at Boise (12/14) ... He was one of the players scoring nine points against Houston Baptist, hitting two treys.

He had some good moments in South Carolina game (1/16) with Hickey and JOB III both on the bench in foul trouble, playing 27 minutes, hitting 3-of-7 field goals including a trey with four assists and no turnovers in a 7-point night ... For the season, Morgan is averaging 5.4 points per game and 3.3 rebounds after scoring 7 points at Mississippi State (2/2).

### **Corban Collins**

Collins returned in the Mississippi State game (2/2) for the first time since taking a nasty fall late in the game at Georgia (1/19) that saw him leave the floor bleeding with a gash above and between his eyes.

Collins has shown his scoring ability for the Tigers as well as his ability to run the team at point guard ... In the home game against UTC (12/11) and at Boise (12/14), Collins tallied 30 combined points on 10-of-21 field goals, including 7-of-12 from three-point range ... Collins had 11 points against UTC, with two treys and three assists, while he was 6-of-11 with 5 treys against Boise in a 19-point effort ... That moved him into the starting lineup for the UIC game (12/18) where he tallied six points on two treys ... He is averaging 4.1 points per game and 1.6 rpg ... He is 10-of-20 from the arc.

### **Eddie Ludwig**

Ludwig started four games early in the season, but had one of his most productive games of the season against Houston Baptist (12/28) when he scored nine points and had four rebounds ... Ludwig, who has missed the last five games after a practice head injury suffered the day before the game against Florida (1/12), is averaging 12.4 minutes a game and averaging 3.3 points and 2.9 rebounds a game.

### **Jalen Courtney**

The junior made an impression on the coaches during a time when JOB III was limited and Ludwig was out and he responded with 11 points, seven rebounds against Houston Baptist (12/28), 5 and 3 vs. Bethune Cookman (1/5) and 3 and 2 at Auburn ... Courtney played 17 minutes against South Carolina again with the Tigers in foul trouble, pressing into a contributing role ... He is averaging 2.2 points and 2.3 rebounds a game.

## LSU With Seven NBA Players

**Brandon Bass, Boston Celtics – 2nd season with Boston, 8th in NBA**  
**Glen Davis, Orlando Magic – 2nd season with Orlando, 6th in NBA**  
**Chris Johnson, Minnesota Timberwolves – 3rd yr. league, 2nd 10-day contract signed Wed.**  
**Anthony Randolph, Denver – 1st season with Denver, 5th season in the NBA**  
**Garrett Temple, Washington – 1st season with Washington, 4th season to appear in NBA**  
**Tyrus Thomas, Charlotte – 3rd full season with Charlotte, 7th in NBA**  
**Marcus Thornton, Sacramento – 2nd full season with Sacramento, 4th in NBA**

### The Walk-Ons

Coach Johnny Jones has two walk-ons on the team:

### JOSHUA BADEAUX -- 6-1, Sophomore, Galliano, La. (South Lafourche HS/BRCC)

Badeaux, an honor student at South Lafourche, won three letters in basketball at the school as guard and strong forward, while earning one letter playing for the football team – QB, WR, Safety ... Badeaux earned first team All-District and first-team All-Region honors and honorable mention all-state ... He was an academic all-state selection ... He was a football team second team All-District ... Parents are Gee and Debra Garza and Norbert and Gilda Badeaux ... Seven siblings ... Business major ... Hobbies include playing guitar and hunting ... Favorite food is steak and favorite basketball player is Kobe Bryant ... Born on Oct. 11, 1991.

### MYCHAL WILLIAMS – 6-3, Junior, Bossier City, La. (Airline High School)

Originally from Torrance, Calif., Williams attended Airline High School, where he lettered for two years under Coach Chris White ... Also was on the track and field team ... Was named first-team All-District and All-City along with Honorable Mention Academic All-State ... Parents are Clarence and April Williams with one sister, Alexis ... Anticipated major at LSU is sports administration ... Likes to listen to music and read to relax ... Hobbies include traveling and music ... Favorite food is pasta ... Favorite pro basketball player is LeBron James.

### LSU Signed Four In The Fall For Men's Basketball

Three signed National Letters of Intent – **5-star forward Jarell Martin of Madison Prep in Baton Rouge; 4-star forward Jordan Mickey (Prime Prep) of Arlington, Texas; and, 4-star guard Tim Quarterman of Johnson High in Savannah, Ga.**

Signing a Southeastern Conference Aid Agreement was center **John Odo of Nigeria**, who finished in December Hill Junior College. Odo is now enrolled at LSU and practicing with the team.

The signing class is receiving national raves from the recruiting experts with 247sports pushing LSU to fifth on its national recruiting rankings, with Rivals.com having the Tigers coming in at No. 6 and ESPN.com putting LSU at No. 10.

MARTIN -- brings a Baton Rouge presence to the LSU team, is a consensus five-star selection and was ranked as the No. 12 overall prospect and the fifth-best power forward in the class of 2013. ESPN ranked him as the 15th top player in the nation and the seven and the seventh-ranked power forward, while Rivals.com has him ranked third in the country at his position. The 6-8, 218-pound Martin averaged 19.4 points, 12.9 rebounds and 3.0 blocks while leading Madison Prep to a 34-8 record a year ago.

Martin chose LSU over such schools as Alabama, Baylor, Memphis, Oklahoma State, Texas A&M, UCLA and St. John's.

MICKEY -- a 6-7, 190-pound forward, is a consensus four-star selection and is ranked the No. 9 power forward and the 20th ranked player in the Class of 2013 by Rivals.com. ESPN.com has him listed at No. 13 power forward and the 47th-ranked player, while Scout.com lists him as the No. 11 at his position. He attends Prime Prep presently after leading Grace Prep of Arlington, Texas, to the state championship a year ago. He is also the brother of LSU wide receiver James Wright. He chose to join Coach Jones at LSU over such schools as Ohio State, Oklahoma State and SMU.

QUARTERMAN -- Another four-star selection, he is a multi-purpose athlete who can play anywhere on the perimeter. He is listed as the No. 18 small forward by Scout.com, while Rivals.com put him as the No. 12 point guard. ESPN.com lists him as the 17th-ranked point guard and the 67th best player in the Class of 2013.

Quarterman, 6-5, 185-pounds, averaged 17.3 points, 3.8 rebounds and 2.4 assists. He chose LSU over Georgia, Georgia Tech, Wake Forest, Oklahoma and Texas, among others.

ODO -- a 6-10, 230-pounder, graduated from Hill College (Texas) in December, where he earned honorable mention junior college All-American honors after averaging 12.4 points and 14.2 rebounds a contest. He will have two years of eligibility remaining for LSU beginning with the 2013-14 season.

### The Weekly Routine: After a Wednesday Home Game, A Saturday Road Trip

The Tigers after the Wednesday home game will have another bus trip on the weekend to Tuscaloosa for a game with Alabama. Tip time is 7 p.m. at Coleman Coliseum and it will air on ESPN2.

## MORE LSU TOP 10 LISTS

### Career Three-Pointers Made

1. Darrel Mitchell	2002-06	258
2. Torris Bright	2000-03	237
3. Ronnie Henderson	1993-96	189
---		
9. Maurice Carter	1995-99	157
<b>10. Andre Stringer</b>	<b>active</b>	<b>142</b>

### Single Season Total Steals

1. Darryl Joe	1986-87	93
2. Clarence Ceasar	1991-92	90
3. Derrick Taylor	1985-86	86
---		
9. Jermaine Williams	2001-02	76
10. Clarence Ceasar	1992-93	74
---		

**\*\* Anthony Hickey active 60**

### Single Season Steals Average update


<b>1. Anthony Hickey active</b>	<b>active</b>	<b>3.7</b>
2. Clarence Ceasar	1994-95	3.0
3. Clarence Ceasar	1993-94	3.0
4. Clarence Ceasar	1991-92	2.9
5. Shawn Griggs	1990-91	2.8
5. Jerry Reynolds	1983-84	2.8

### LSU Team Season 3-Point FG Made

1. 215	2002-03
2. 213	2008-09
3. 205	2004-05
--	
7. 194	2000-01
7. 194	1995-96
--	
<b>** 140</b>	<b>2012-13</b>

### LSU Team Season Steals

1. 352	1986-87
2. 316	1990-91
2. 316	1992-93
--	
9. 280	2001-02
10. 275	1983-84
--	
<b>** 200</b>	<b>2012-13</b>



# Charles Carmouche

Guard \* 6-4 \* 187 \* Senior \* New Orleans, La. \* McMinn HS/UNO/Memphis

# O

### LSU's Top Performances

**Points**  
 Season: 19, vs. NW State, 11/20/12  
 Career: 19, vs. NW State, 11/20/12

**Rebounds**  
 Season: 7, twice  
 Career: 7, twice

**Field Goals Made**  
 Season: 6, twice  
 Career: 6, twice

**3 PT FG Made**  
 Season: 4, at Auburn, 01/09/13  
 Career: 4, at Auburn, 01/09/13

**Free Throws Made**  
 Season: 11, vs. NW State, 11/20/12  
 Career: 11, vs. NW State, 11/20/12

**Assists**  
 Season: 10, at Marquette, 12/22/12  
 Career: 10, at Marquette, 12/22/12

**Blocks**  
 Season: 1, twice  
 Career: 1, twice

**Steals**  
 Season: 4, twice  
 Career: 4, twice

**Minutes Played**  
 Season: 37, vs. South Carolina, 1/16/13  
 Career: 37, vs. South Carolina, 1/16/13

- Top Career Scoring Games**
- 19 vs. Northwestern State, 11/20/12
  - 17 vs. Bethune-Cookman, 1/5/13
  - 16 vs. UC Santa Barbara, 11/09/12
  - 15 at Auburn, 01/09/13
  - 15 at Marquette, 12/22/12
  - 13 vs. S. Carolina, 1/16/13
  - 10 at Miss. State, 2/2/13
  - 9 vs. Houston Baptist, 12/28/12
  - 9 vs. Chattanooga, 12/11/12
  - 8 vs. Seton Hall, 11/29/12

### Senior Season (2012-13)


Started the first 14 games for the Tigers and provided valuable experience as a fifth-year senior in the backcourt ... Ripped off 16 points, hitting 6-of-10 field goals over 23 minutes during season opening win over UCSB (11/09) ... Secured a career-high 19 points fueled by an 11-15 mark at the foul line versus Northwestern State (11/20) ... Picked up eight points to go along with career-bests seven assists, four rebounds and four steals during comeback win over Seton Hall (11/29) ... Added nine points on 3-of-4 shooting against Chattanooga (12/11) ... Notched seven points and three assists at UC Irvine (12/18) ... Had the first double figure assist game since 2002 for LSU with 10 to go with 15 points at Marquette (12/22) ... Most field goals (6) since opener, fourth double figure game scoring with 17 versus Bethune Cookman (1/05) ... Tacked on 15 points, seven assists and six rebounds at Auburn (01/09) ... Second double figure SEC game with 13 points vs. South Carolina (1/16) ... Unable to play at Georgia (1/19) with knee issue ... Returned to play against Texas A&M (1/23), playing 23 minutes ... Another big assist day with 7 and just one turnover at Kentucky, 1/26 ... 10 points, all in second half off bench, as LSU rallied to win at Miss. State (2/2/13).

### Carmouche's Game-by-Game Statistics

2012-13	MIN	FG	3FG	FT	REB	PF/D	A	TO	BLK	STL	PTS
UC Santa Barbara	23	6-10	2-5	2-2	4	2-0	1	1	1	2	16
McNeese State	19	1-6	1-3	0-0	2	1-0	1	1	0	2	3
Northwestern State	29	3-5	2-4	11-15	3	1-0	4	2	0	3	19
Miss. Valley State	14	0-0	0-0	2-4	1	4-0	0	3	0	1	2
Seton Hall	25	2-6	0-4	4-4	4	4-0	7	3	0	4	8
Chattanooga	14	3-4	1-1	2-3	3	2-0	3	3	0	2	9
At Boise State	20	1-6	0-4	1-2	2	1-0	5	1	1	3	3
At UC Irvine	29	2-11	1-7	2-4	3	3-0	3	2	0	0	7
At Marquette	32	3-8	1-3	8-9	4	2-0	10	4	0	3	15
Houston Baptist	14	4-6	1-2	0-0	4	2-0	2	1	1	2	9
Bethune-Cookman	25	6-10	3-7	2-2	7	4-0	5	4	0	4	17
At Auburn	32	5-16	4-11	1-3	6	3-0	7	3	0	1	15
Florida	28	1-6	1-5	0-0	6	4-0	2	1	0	0	3
South Carolina	37	3-6	3-5	4-4	1	4-0	5	2	0	2	13
At Georgia	DNP -- injury										
Texas A&M	23	2-8	1-6	0-4	1	2-0	5	3	1	0	5
At Kentucky	25	2-7	0-3	3-4	4	1-0	7	1	0	3	7
Missouri	23	3-5	1-2	0-0	0	2-0	1	1	0	3	7
At Miss. State	26	4-8	0-4	2-2	7	1-0	3	2	0	3	10
Vanderbilt											
At Alabama											
At S. Carolina											
Miss. State											
At Tennessee											
Alabama											
Arkansas											
At Missouri											
At Texas A&M											
Ole Miss											
SEC Tournament											

### Charles Carmouche's Career Stats

YEAR	GP-GS	MIN/AVG	FG-FGA	PCT.	3FG-FGA	PCT.	FT-FTA	PCT.	REB.-AVG	PF-FO	AST	TO	BLK	STL	PTS-AVG.
12-13	18-16	438-24.3	51-128	.398	22-76	.289	44-62	.710	62-3.4	43-0	69	36	3	41	168-9.3
<b>Totals</b>	<b>18-16</b>	<b>438-24.3</b>	<b>51-128</b>	<b>.398</b>	<b>22-76</b>	<b>.289</b>	<b>44-62</b>	<b>.710</b>	<b>62-3.4</b>	<b>43-0</b>	<b>69</b>	<b>36</b>	<b>3</b>	<b>41</b>	<b>168-9.3</b>



# Anthony Hickey

Guard \* 5-11 \* 178 \* Sophomore \* Hopkinsville, Ky. \* Christian County HS

# 1

### Top Performances

**Points**  
 Season: 21, vs. NW State, 11/20/12  
 Career: 21, vs. NW State, 11/20/12

**Rebounds**  
 Season: 7, three times  
 Career: 7, five times

**Field Goals Made**  
 Season 9, vs. Missouri, 1/30/13  
 Career: 9, vs. Missouri, 1/30/13

**3 PT FG Made**  
 Season 4, twice  
 Career: 4, six times

**Free Throws Made**  
 Season: 8, vs. NW State, 11/20/12  
 Career: 8, vs. NW State, 11/20/12

**Assists**  
 Season: 6, four times  
 Career: 7, three times

**Blocks**  
 Season: 1, vs. Miss. Valley, 11/24/12  
 Career: 2, vs. Marquette, 12/19/11

**Steals**  
 Season: 8, vs. Texas A&M, 1/23/13  
 Career: 8, vs. Texas A&M, 1/23/13

**Minutes Played**  
 Season 38, twice  
 Career: 40, vs. Kentucky (SECT), 3/9/12

- Top Career Scoring Games**
- 21 vs. Northwestern State, 11/20/12
  - 20 vs. Missouri, 1/30/13
  - 20 vs. Georgia Tech, 11/20/11
  - 18 vs. S. Carolina, 1/16/13
  - 18 at Marquette, 12/22/12
  - 18 vs. Auburn, 01/17/12
  - 17 vs. Western Kentucky, 11/18/11
  - 16 at Mississippi State, 01/25/12
  - 15 at Kentucky, 1/26/13
  - 15 vs. Florida, 1/12/13

### Sophomore Season (2012-13)


Handed out six assists during the first four games of the season (11/09-11/24) ... Collected a career-best seven steals off the bench in season opening win over UCSB (11/09) ... Poured in a career-high 21 points aided by an 8-for-10 effort at the foul line versus Northwestern State (11/20) ... Secured 10 points, six steals and five rebounds in come-back win over Seton Hall (11/29) ... Suspended indefinitely on Dec. 7 by the program for "violation of athletic department and univeristy policies" ... Returned to play at the 17 minute mark of the second half at Boise (12/14) where he logged three points, two assists and two steals over 13 minutes ... Registered double figures in his last four outings (12/18-01/09) ... Added 10 points on 4-of-7 shooting at UC Irvine (12/18) ... Second best scoring game of season with 18 at Marquette (12/22), career equaling 7 rebounds and 8 field goals ... Returned to play vs. Bethune Cookman (01/05) after sitting out Houston Baptist game, playing 28 minutes with 14 points and four steals ... Collected 13 points, five rebounds and four assists at Auburn (01/09) ... Vs. Florida (1/12) Hickey had good game against nationally-ranked team with 15 points 4 assts, no turnovers 4 steals ... 18 vs. S. Carolina (1/16) ... 19 FG, 8 treys in first 3 SEC games ... Had 12 points, 5 steals in the loss at Georgia (1/19) ... Eight steals (first time for an LSU player since 1994) in win over Texas A&M (1/23) ... Almost pulled LSU through in rally at Kentucky, playing before family and friends, 15 points, 4 treys, no turnovers, 3 steals (1/26) ... Equaled second best scoring game of 20 points in win over Missouri (1/30) ... Scored LSU's last seven points, including a floater with 1.5 to play that was the difference in LSU's 69-68 rallying win at Miss. State (2/2)

### Hickey's Game-by-Game Statistics

2012-13	MIN	FG	3FG	FT	REB	PF/D	A	TO	BLK	STL	PTS
UC Santa Barbara	28	2-7	2-5	0-0	1	1-0	6	0	0	7	6
McNeese State	23	3-7	3-7	0-0	4	1-0	6	1	0	1	9
Northwestern State	34	5-13	3-7	8-10	7	3-0	6	4	0	5	21
Miss. Valley State	28	2-4	1-3	0-0	3	0-0	6	4	1	3	5
Seton Hall	38	3-12	1-6	3-5	5	3-0	2	1	0	6	10
Chattanooga	DNP -- Suspended										
At Boise State	13	1-6	1-4	0-0	0	2-0	2	1	0	2	3
At UC Irvine	21	4-7	2-5	0-1	3	2-0	2	0	0	2	10
At Marquette	32	8-18	2-8	0-0	7	4-0	3	1	0	2	18
Houston Baptist	DNP -- Coach's Decision										
Bethune-Cookman	28	6-11	2-7	0-2	2	2-0	3	1	0	4	14
At Auburn	37	6-13	1-4	0-1	5	4-0	4	1	0	3	13
Florida	29	6-12	3-8	0-0	3	3-0	4	0	1	4	15
South Carolina	35	7-17	4-11	0-0	7	4-0	4	5	0	2	18
At Georgia	37	4-15	3-10	1-3	6	3-0	2	2	0	5	12
Texas A&M	37	4-16	1-6	1-1	3	4-0	2	0	1	8	10
At Kentucky	30	5-10	4-7	1-3	0	4-0	1	0	0	3	15
Missouri	38	9-17	1-7	1-2	2	3-0	4	3	0	2	20
At Miss. State	29	5-14	2-9	0-1	3	4-0	4	3	0	1	12
Vanderbilt											
At Alabama											
At S. Carolina											
Miss. State											
At Tennessee											
Alabama											
Arkansas											
At Missouri											
At Texas A&M											
Ole Miss											
SEC Tournament											

### Anthony Hickey's Career Stats

YEAR	GP-GS	MIN/AVG	FG-FGA	PCT.	3FG-FGA	PCT.	FT-FTA	PCT.	REB.-AVG	PF-FO	AST	TO	BLK	STL	PTS-AVG.
11-12	33-31	1030/31.2	112-292	.384	44-140	.314	26-47	.553	119-3.6	79-2	125	63	5	69	294-8.9
12-13	17-11	517/30.4	80-199	.402	36-114	.316	15-29	.517	61-3.6	47-0	61	27	3	60	211-12.4
<b>Totals</b>	<b>50-42</b>	<b>1547/30.9</b>	<b>192-491</b>	<b>.391</b>	<b>80-254</b>	<b>.315</b>	<b>41-76</b>	<b>.539</b>	<b>180-3.6</b>	<b>126-2</b>	<b>186</b>	<b>90</b>	<b>8</b>	<b>129</b>	<b>505-10.1</b>



# Johnny O'Bryant III

Forward \* 6-9 \* 256 \* Sophomore \* Cleveland, Miss. \* East Side HS

# 2

### Top Performances

**Points**  
 Season: 21, at Kentucky, 1/26/13,  
 Career: 21, twice

**Rebounds**  
 Season: 14, at Georgia, 1/19/13  
 Career: 14, at Georgia, 1/19/13

**Field Goals Made**  
 Season: 9, at Kentucky, 1/26/13  
 Career: 9, at Kentucky, 1/26/13

**3 PT FG Made**  
 Season: 1, three times  
 Career: 1, five times

**Free Throws Made**  
 Season: 6, twice  
 Career: 10, vs. Arkansas (SECT), 3/8/12

**Assists**  
 Season: 3, twice  
 Career: 3, three times

**Blocks**  
 Season: 3, vs. UTC, 12/11/12  
 Career: 3, vs. UTC, 12/11/12

**Steals**  
 Season: 2, at Miss. State, 2/2/13  
 Career: 2, twice

**Minutes Played**  
 Season: 39, at Kentucky, 1/26/13  
 Career: 39, at Kentucky, 1/26/13

### Top Career Scoring Games

- 21 at Kentucky, 1/26/13
- 21 vs. Northwestern, 11/17/11
- 18 vs. Chattanooga, 12/11/12
- 18 vs. Arkansas (SECT), 03/08/12
- 17 vs. Alabama, 02/11/12
- 16 at Georgia, 1/19/13
- 15 at Boise State, 12/14/12
- 14 vs. Missouri, 1/30/13
- 14 at Marquette, 12/22/12
- 14 vs. Georgia, 02/22/12

### Sophomore Season (2012-13)

Started 13 of 14 games with lone exceptions coming against McNeese State (11/13) and Houston Baptist (12/28) where he missed those games due to injury ... Came out strong in the opener against UCSB (11/9), hitting 6-of-10 field goals and grabbing eight rebounds with 13 points in 11 minutes ... JOB III returned for Northwestern State game (11/20) playing 19 minutes and scoring 13 points ... Secured his third career double-double, 11 points and 10 rebounds, over 24 minutes during the Mississippi Valley State (11/24) contest ... Made it three straight double-doubles after he collected 13 points and 11 rebounds against Seton Hall (11/29) followed by a season's best 18 points and 10 rebounds versus Chattanooga (12/11) ... First time an LSU player had three straight double digs since Storm Warren had 4 in Dec. 2009 ... Registered 15 points on 6-of-8 shooting at Boise State (12/14) ... Picked up a career-high 13 rebounds at UC Irvine (12/18) ... After injury at Marquette and missing Houston Baptist game (1/5), was inserted for five minutes in the first half against Bethune Cookman (01/05) ... Logged 25 minutes with six points and seven rebounds at Auburn (01/09) playing through foul trouble a majority of the game ... Career high 14 rebounds at Georgia as he recorded double double with 16 points (1/19) ... Second consecutive double double vs. Texas A&M (1/23), fifth of the second, seventh of career ... Equaled career high in points (21) set last year and had third straight double double for second time this season ... First player to have four straight double doubles since Storm Warren in December 2009.


### O'Bryant III's Game-by-Game Statistics

#### 2012-13

OPPONENT	MIN	FG	3FG	FT	REB	PF/D	A	TO	BLK	STL	PTS
UC Santa Barbara	11	6-10	1-3	0-1	8	1-0	0	1	0	1	13
McNeese State	DNP--injury										
Northwestern State	19	6-11	0-1	1-3	6	5-1	1	2	0	0	13
Miss. Valley State	24	4-6	0-0	3-7	10	3-0	1	4	0	1	11
Seton Hall	33	5-11	0-0	3-5	11	2-0	1	2	1	0	13
Chattanooga	28	7-14	1-1	3-6	10	2-0	1	4	3	1	18
At Boise State	22	6-8	0-0	3-4	5	5-1	0	6	1	0	15
At UC Irvine	34	4-12	0-1	1-2	13	2-0	2	4	1	0	9
At Marquette	32	7-17	0-0	0-0	5	5-1	3	1	0	0	14
Houston Baptist	DNP--injury										
Bethune-Cookman	5	1-3	0-0	0-0	0	1-0	0	1	0	0	2
At Auburn	25	3-8	0-1	0-0	7	4-0	0	4	1	0	6
Florida	14	1-8	0-1	0-0	5	2-0	1	1	0	0	2
South Carolina	23	4-9	0-1	1-2	6	5-1	0	4	1	1	9
At Georgia	34	5-8	0-0	6-8	14	2-0	2	5	1	0	16
Texas A&M	35	6-10	0-0	2-5	10	1-0	2	5	0	2	14
At Kentucky	39	9-22	1-1	2-2	12	3-0	2	4	0	0	21
Missouri	38	4-9	0-0	6-11	11	3-0	3	3	1	1	14
At Miss. State	32	4-9	0-0	4-4	12	5-1	2	3	2	2	12
Vanderbilt											
At Alabama											
At S. Carolina											
Miss. State											
At Tennessee											
Alabama											
Arkansas											
At Missouri											
At Texas A&M											
Ole Miss											
SEC Tournament											

### Johnny O'Bryant III's Career Stats

YEAR	GP-GS	MIN/AVG	FG-FGA	PCT.	3FG-FGA	PCT.	FT-FTA	PCT.	REB.-AVG	PF-FO	AST	TO	BLK	STL	PTS-AVG
11-12	28-17	600-21.4	91-228	.399	2-12	.167	55-88	.625	187-6.7	58-2	11	66	21	15	239-8.5
12-13	17-16	448-26.4	82-175	.469	3-10	.300	35-60	.583	149-8.5	51-5	21	54	12	9	202-11.9
<b>Totals</b>	<b>45-33</b>	<b>1048-23.3</b>	<b>173-403</b>	<b>.429</b>	<b>5-22</b>	<b>.227</b>	<b>90-148</b>	<b>.608</b>	<b>332-7.4</b>	<b>109-7</b>	<b>32</b>	<b>120</b>	<b>33</b>	<b>24</b>	<b>441-9.8</b>



# Jalen Courtney

Forward \* 6-8 \* 227 \* Junior \* Jackson, Miss. \* Provine HS

# 3

### Top Performances

<b>Points</b>	
Season:	11, vs. Houston Bapt., 12/28/12
Career:	14, vs. Grambling, 12/29/11

<b>Rebounds</b>	
Season:	7, two times
Career:	7, two times

<b>Field Goals Made</b>	
Season:	5, vs. Houston Bapt., 12/28/12
Career:	5, twice

<b>3 PT FG Made</b>	
Season:	
Career:	4, vs. Grambling, 12/29/11

<b>Free Throws Made</b>	
Season:	3, vs. McNeese State, 11/13/12
Career:	3, vs. McNeese State, 11/13/12

<b>Assists</b>	
Season:	1, twice
Career:	2, vs. UC Irvine, 12/15/11

<b>Blocks</b>	
Season:	2, vs. Houston Bapt., 12/28/12
Career:	2, vs. Houston Bapt. 12/28/12

<b>Steals</b>	
Season:	1, vs. B-Cookman, 1/15/13
Career:	2, vs. Nicholls State, 11/12/11

<b>Minutes Played</b>	
Season:	23, vs. Houston Bapt., 12/28/12
Career:	23, vs. Houston Bapt., 12/28/12

### Top Career Scoring Games

- 14 vs. Grambling, 12/29/11
- 11 vs. Houston Baptist, 12/28/12
- 5 vs. Bethune-Cookman, 1/5/13
- 5 vs. McNeese State, 11/13/12
- 5 vs. UC Irvine, 12/15/11
- 5 vs. Western Kentucky, 11/18/11
- 4 at Arkansas, 01/14/12
- 3 seven times

### Junior Season (2012-13)


Garnered nine appearances off the bench ... Logged double figure minutes during five of those nine appearances which includes his last three outings against Houston Baptist (12/28), Bethune-Cookman (01/05) and Auburn (01/09) ... Collected two points and five rebounds versus UCSB (11/09) ... Hauled down a career-high seven rebounds to go along with season's best five points against McNeese State (11/13) ... Season high of 11 points vs. Houston Baptist (12/28) and career equaling rebounds of 7 ... In his last three outings (12/28-01/09), has gone 8-for-14 from the floor to go along with 12 rebounds.

### Courtney's Game-by-Game Statistics

2012-13	MIN	FG	3FG	FT	REB	PF/D	A	TO	BLK	STL	PTS
UC Santa Barbara	12	1-4	0-1	0-0	5	3-0	0	1	0	0	2
McNeese State	17	1-1	0-0	3-3	7	2-0	1	3	0	0	5
Northwestern State	DNP-injury										
Miss. Valley State	3	0-0	0-0	0-0	0	0-0	0	1	0	0	0
Seton Hall	5	0-1	0-0	0-0	0	1-0	0	0	0	0	0
Chattanooga	6	0-1	0-0	0-0	1	1-0	0	0	0	0	0
At Boise State	2	0-1	0-0	0-0	0	1-0	0	0	0	0	0
At UC Irvine	DNP										
At Marquette	DNP										
Houston Baptist	23	5-9	0-0	1-2	7	4-0	0	0	2	0	11
Bethune-Cookman	14	2-3	0-0	1-3	3	0-0	1	0	1	1	5
At Auburn	11	1-2	0-0	1-2	2	1-0	0	1	0	0	3
Florida	11	0-1	0-0	1-2	2	1-0	0	1	0	0	1
South Carolina	17	1-2	0-0	0-0	4	2-0	0	3	0	0	2
At Georgia	6	0-1	0-0	0-0	1	3-0	0	0	0	0	0
Texas A&M	4	0-2	0-0	0-0	2	1-0	0	0	0	0	0
At Kentucky	4	0-1	0-0	0-0	0	1-0	0	0	0	0	0
Missouri	DNP										
At Miss. State	9	2-2	0-0	0-0	1	1-0	0	0	0	0	4
Vanderbilt											
At Alabama											
At S. Carolina											
Miss. State											
At Tennessee											
Alabama											
Arkansas											
At Missouri											
At Texas A&M											
Ole Miss											
SEC Tournament											

### Jalen Courtney's Career Stats

YEAR	GP-GS	MIN/AVG	FG-FGA	PCT.	3FG-FGA	PCT.	FT-FTA	PCT.	REB.-AVG	PF-FO	AST	TO	BLK	STL	PTS-AVG.
10-11	15-0	72-4.8	5-12	.417	2-4	.500	4-6	.667	8-0.5	7-0	0	2	1	0	16-1.1
11-12	20-0	139-7.0	17-48	.354	10-27	.370	2-2	1.000	24-1.2	15-0	4	2	2	1	46-2.3
12-13	15-0	144-9.6	13-31	.419	0-1	.000	7-12	.583	35-2.3	22-0	2	10	3	1	33-2.2
<b>Totals</b>	<b>50-0</b>	<b>355-7.1</b>	<b>35-91</b>	<b>.385</b>	<b>12-32</b>	<b>.375</b>	<b>13-20</b>	<b>.650</b>	<b>67-1.3</b>	<b>44-0</b>	<b>6</b>	<b>14</b>	<b>6</b>	<b>2</b>	<b>95-1.9</b>



# Corban Collins

Guard \* 6-3 \* 192 \* Freshman \* High Point, N.C. \* Massanutten Military Academy

# 4

### Top Performances

**Points**

Season:	19, at Boise State, 12/14/12
Career:	19, at Boise State, 12/14/12

**Rebounds**

Season:	5, vs. Houston Bapt., 12/28/12
Career:	5, vs. Houston Bapt., 12/28/12

**Field Goals Made**

Season:	6, at Boise State, 12/14/12
Career:	6, at Boise State, 12/14/12

**3 PT FG Made**

Season:	6, at Boise State, 12/14/12
Career:	6, at Boise State, 12/14/12

**Free Throws Made**

Season:	3, at Georgia, 1/19/13
Career:	3, at Georgia, 1/19/13

**Assists**

Season:	5, vs. Houston Bapt., 12/28/12
Career:	5, vs. Houston Bapt., 12/28/12

**Blocks**

Season:	
Career:	

**Steals**

Season:	1, three times
Career:	1, three times

**Minutes Played**

Season:	29, vs. Houston Bapt., 12/28/12
Career:	29, vs. Houston Bapt., 12/28/12

### Top Career Scoring Games

1.	19	at Boise State, 12/14/12
2.	11	vs. Chattanooga, 12/11/12
3.	6	at UC Irvine, 12/18/12
4.	5	vs. Houston Baptist, 12/28/12
5.	4	vs. Mississippi Valley State, 11/24/12
5.	4	vs. McNeese State, 11/13/12
7.	3	at Georgia, 1/19/13
7.	3	vs. Northwestern State, 11/20/12
9.	2	at Miss. State, 2/2/13
9.	2	vs. S. Carolina, 1/16/13

### Freshman Season (2012-13)


Totaled 11 appearances along with six starts at point guard ... Logged 11 minutes as starter during season opener against UCSB (11/09) ... Tacked on four points and three rebounds versus McNeese State (11/13) ... Reached double figures for first time of his career during Chattanooga game (12/11) where he provided a solid all-around effort with 11 points, three assists and three rebounds ... Canned five treys en route to a career-high 19 points at Boise State (12/14) ... Returned to the starting lineup and added six points at UC Irvine (12/18) ... Added five points to go along with a career-best five rebounds against Houston Baptist (12/28) ... Suffered gash above eyes late at Georgia (1/19) ... Returned against Mississippi State, 2/2/13

### Collins' Game-by-Game Statistics

2012-13	OPPONENT	MIN	FG	3FG	FT	REB	PF/D	A	TO	BLK	STL	PTS
	UC Santa Barbara	11	0-0	0-0	0-0	1	1-0	0	1	0	0	0
	McNeese State	17	2-7	0-1	0-0	3	1-0	1	4	0	1	4
	Northwestern State	6	1-1	0-0	1-2	0	2-0	1	0	0	0	3
	Miss. Valley State	12	2-2	0-0	0-0	2	1-0	1	1	0	0	4
	Seton Hall	3	0-1	0-0	0-0	0	0-0	0	1	0	0	0
	Chattanooga	24	4-10	2-4	1-2	3	0-0	3	1	0	0	11
	At Boise State	19	6-11	5-8	2-2	1	1-0	1	2	0	0	19
	At UC Irvine	18	2-5	2-2	0-0	1	0-0	0	0	0	0	6
	At Marquette	8	0-0	0-0	0-0	0	0-0	0	1	0	1	0
	Houston Baptist	29	1-6	1-4	2-2	5	2-0	5	3	1	1	5
	Bethune-Cookman	12	0-1	0-0	1-2	3	1-0	2	2	0	0	1
	At Auburn	DNP										
	Florida	4	0-0	0-0	1-2	1	0-0	0	0	0	0	1
	South Carolina	7	1-2	0-0	0-0	0	0-0	0	4	0	0	2
	At Georgia	15	0-1	0-0	3-3	2	2-0	0	4	0	0	3
	Texas A&M	DNP -- injury										
	At Kentucky	DNP -- injury										
	Missouri	DNP -- injury										
	At Miss. State	4	1-2	0-1	0-0	0	0-0	0	1	0	1	2
	Vanderbilt											
	At Alabama											
	At S. Carolina											
	Miss. State											
	At Tennessee											
	Alabama											
	Arkansas											
	At Missouri											
	At Texas A&M											
	Ole Miss											
	SEC Tournament											

### Corbin Collins' Career Stats

YEAR	GP-GS	MIN/AVG	FG-FGA	PCT.	3FG-FGA	PCT.	FT-FTA	PCT.	REB.-AVG	PF-FO	AST	TO	BLK	STL	PTS-AVG.
12-13	15-6	189-12.6	20-49	.408	10-20	.500	11-15	.733	22-1.5	11-0	14	25	1	4	61-4.1
<b>Totals</b>	<b>15-6</b>	<b>189-12.6</b>	<b>20-49</b>	<b>.408</b>	<b>10-20</b>	<b>.500</b>	<b>11-15</b>	<b>.733</b>	<b>22-1.5</b>	<b>11-0</b>	<b>14</b>	<b>25</b>	<b>1</b>	<b>4</b>	<b>61-4.1</b>



# Shavon Coleman

Forward \* 6-5 \* 185 \* Junior \* Thibodaux, La. \* Thibodaux HS/Howard College

# 5

### Top Performances

**Points**  
 Season: 25, vs. McNeese State, 11/13/12  
 Career: 25, vs. McNeese State, 11/13/12

**Rebounds**  
 Season: 13, vs. Houston Bapt., 12/28/12  
 Career: 13, vs. Houston Bapt., 12/28/12

**Field Goals Made**  
 Season: 10, vs. McNeese State, 11/13/12  
 Career: 10, vs. McNeese State, 11/13/12

**3 PT FG Made**  
 Season: 2, twice  
 Career: 2, twice

**Free Throws Made**  
 Season: 8, vs. B-Cookman, 01/05/13  
 Career: 8, vs. B-Cookman, 01/05/13

**Assists**  
 Season: 3, at Auburn, 01/09/13  
 Career: 3, at Auburn, 01/09/13

**Blocks**  
 Season: 4, vs. Houston Bapt., 12/28/12  
 Career: 4, vs. Houston Bapt., 12/28/12

**Steals**  
 Season: 4, at UC Irvine, 12/18/12  
 Career: 4, at UC Irvine, 12/18/12

**Minutes Played**  
 Season: 37, at Marquette, 12/22/12  
 Career: 37, at Marquette, 12/22/12

- Top Career Scoring Games**
- 25 vs. McNeese State, 11/13/12
  - 22 vs. NW State, 11/20/12
  - 18 vs. Seton Hall, 11/29/12
  - 17 vs. Texas A&M, 1/23/13
  - 16 vs. Miss. Valley, 11/24/12
  - 14 vs. Bethune Cookman, 1/5/13
  - 13 at UC Irvine, 12/18/12
  - 11 five times

### Junior Season (2012-13)


Been valuable sixth man for the Tigers and made nine of his 12 appearances from the bench ... Secured double figures in five of his last six games (12/14-01/09) ... Racked up 23 of his season-high 25 points during the first half of his first career start against McNeese State (11/13) ... First player to score 20-plus first half points since Tasmin Mitchell in 2010 ... Added 10 rebounds during McNeese game for his first career double-double ... Provided back-to-back 20-plus efforts and garnered 22 points on 8-of-12 shooting versus Northwestern State (11/20) ... Compiled his second double-double, 16 points and 11 rebounds, against Mississippi Valley State (11/24) ... Tallied 18 points, six rebounds and three steals during the Seton Hall comeback win (11/29) ... Recorded 13 points and pulled down 11 rebounds at UC Irvine (12/18) ... Season's best of 13 rebounds and four blocks coupled with 11 points in fourth double-double effort versus Houston Baptist (12/28) ... Five consecutive double figure games with 14 points, 12 rebounds against Bethune Cookman (01/05) ... Held to season-low four points at Auburn (01/09) ... Best scoring game since late November vs. Texas A&M with 17 points.

### Coleman's Game-by-Game Statistics

2012-13	OPPONENT	MIN	FG	3FG	FT	REB	PF/D	A	TO	BLK	STL	PTS
	UC Santa Barbara	28	3-8	0-0	0-4	4	1-0	2	1	2	3	6
	McNeese State	31	10-16	2-3	3-6	10	3-0	1	2	2	1	25
	Northwestern State	28	8-12	2-3	4-8	7	4-0	0	2	0	0	22
	Miss. Valley State	33	6-12	0-1	4-5	11	2-0	1	3	2	2	16
	Seton Hall	32	8-14	0-1	2-4	6	1-0	1	3	2	3	18
	Chattanooga	25	3-7	0-0	2-2	8	1-0	1	1	1	1	8
	At Boise State	30	5-9	1-3	0-0	7	3-0	0	2	0	0	11
	At UC Irvine	32	6-15	0-2	1-2	11	2-0	2	1	0	4	13
	At Marquette	37	4-8	1-3	2-2	6	4-0	0	3	2	1	11
	Houston Baptist	19	3-10	0-1	5-6	13	0-0	2	0	4	3	11
	Bethune-Cookman	36	3-6	0-0	8-8	12	3-0	1	2	0	1	14
	At Auburn	33	2-9	0-2	0-2	9	2-0	3	3	0	2	4
	Florida	23	5-13	1-4	0-0	5	0-0	1	1	2	0	11
	South Carolina	21	2-5	0-0	2-2	7	4-0	0	1	1	0	6
	At Georgia	25	2-6	0-1	1-2	4	5-1	1	3	0	3	5
	Texas A&M	36	8-16	1-3	0-0	4	3-0	0	2	0	3	17
	At Kentucky	33	2-9	0-3	4-4	2	4-0	1	2	1	1	8
	Missouri	37	4-4	0-0	1-4	4	2-0	0	2	0	0	9
	At Miss. State	32	3-9	0-1	5-7	7	5-1	1	2	1	1	11
	Vanderbilt											
	At Alabama											
	At S. Carolina											
	Miss. State											
	At Tennessee											
	Alabama											
	Arkansas											
	At Missouri											
	At Texas A&M											
	Ole Miss											
	SEC Tournament											

### Shavon Coleman's Career Stats

YEAR	GP-GS	MIN/AVG	FG-FGA	PCT.	3FG-FGA	PCT.	FT-FTA	PCT.	REB-AVG	PF-FD	AST	TO	BLK	STL	PTS-AVG.
12-13	19-4	571-30.1	87-188	.463	8-31	.258	44-68	.647	137-7.2	49-2	18	36	20	29	226-11.9
<b>Totals</b>	<b>19-4</b>	<b>571-30.1</b>	<b>87-188</b>	<b>.463</b>	<b>8-31</b>	<b>.258</b>	<b>44-68</b>	<b>.647</b>	<b>137-7.2</b>	<b>49-2</b>	<b>18</b>	<b>36</b>	<b>20</b>	<b>29</b>	<b>226-11.9</b>



# Andre Stringer

Guard \* 5-10 \* 178 \* Junior \* Jackson, Miss. \* Forest Hill HS

# 10

## Top Performances

### Points

Season: 20, at Marquette, 12/22/12  
 Career: 21, twice

### Rebounds

Season: 5, vs. Missouri, 1/30/13  
 Career: 6, twice

### Field Goals Made

Season: 7, twice  
 Career: 7, three times

### 3 PT FG Made

Season: 6, at Marquette, 12/22/12  
 Career: 6, at Marquette, 12/22/12

### Free Throws Made

Season: 6, vs. Missouri, 1/30/13  
 Career: 11, vs. Houston, 11/30/10

### Assists

Season: 4, twice  
 Career: 7, vs. Arkansas, 1/12/11

### Blocks

Season: 1, vs. McNeese State, 11/13/12  
 Career: 2, vs. McNeese State, 12/16/10

### Steals

Season: 3, twice  
 Career: 4, twice

### Minutes Played

Season: 39, vs. Missouri, 1/30/13  
 Career: 39, three times

## Top Career Scoring Games

1. 21 at South Alabama, 11/28/10
1. 21 vs. NW State, 11/12/10
3. 20 at Marquette, 12/22/12
3. 20 vs. South Alabama, 11/23/11
5. 19 at UC Irvine, 12/18/12
5. 19 vs. South Carolina, 2/2/11
5. 19 vs. Rice, 12/29/10
8. 18 vs. Missouri, 1/30/13
8. 18 vs. Chattanooga, 12/11/12
8. 18 vs. Georgia, 2/22/12
8. 18 vs. Wichita State, 12/18/10

## Junior Season (2012-13)


Had started LSU's last seven games (12/11-01/09) after making his first five appearances off the bench ... Reached double figures in four of his last five outings (12/18-01/09) and has 42 for his career ... Tallied 14 points on 4-of-6 shooting against Mississippi Valley State (11/24) ... Chipped in 10 points during second half comeback victory over Seton Hall (11/29) ... Returned to starting lineup and poured in 18 points, hitting 4 three-pointers against Chattanooga (12/11) ... Provided season's best 19 points and nailed 7-of-14 from the floor at UC Irvine (12/18) ... Scored 20 and was first player with 6 treys since 2009 at Marquette (12/22) ... Stringer hits 5-10 field goals for 11 points versus Houston Baptist (12/28) ... Collected 13 points on 5-of-11 shooting at Auburn (01/09) ... After hitting 3 treys at Kentucky (1/26), hits 4-of-5 treys and 6-6 at the free throw line to score 18 vs. Missouri (1/30).

## Stringer's Game-by-Game Statistics

2012-13	OPONENT	MIN	FG	3FG	FT	REB	PF/D	A	TO	BLK	STL	PTS
UC Santa Barbara	13	3-8	2-6	1-1	1	0-0	2	1	0	0	9	
McNeese State	18	2-6	2-5	0-0	0	4-0	1	1	1	0	6	
Northwestern State	20	3-7	2-4	1-4	3	1-0	1	2	0	1	9	
Miss. Valley State	29	4-6	3-5	3-4	1	1-0	2	1	0	1	14	
Seton Hall	34	2-10	1-6	5-6	2	1-0	2	2	0	2	10	
Chattanooga	33	7-14	4-8	0-0	2	3-0	4	3	0	3	18	
At Boise State	31	1-10	1-6	2-2	1	3-0	4	3	0	1	5	
At UC Irvine	32	7-14	3-8	2-3	0	0-0	2	0	0	0	19	
At Marquette	34	6-12	6-10	2-2	2	3-0	2	2	0	3	20	
Houston Baptist	31	5-10	1-3	0-0	2	2-0	2	3	0	1	11	
Bethune-Cookman	34	3-6	2-3	0-0	3	2-0	3	5	0	0	8	
At Auburn	33	5-11	3-6	0-0	1	2-0	0	0	0	1	13	
Florida	31	3-9	0-2	0-0	2	3-0	3	3	0	0	6	
South Carolina	29	4-13	0-5	1-1	2	4-0	1	1	0	1	9	
At Georgia	32	3-9	2-4	1-2	1	1-0	1	3	0	0	9	
Texas A&M	28	1-4	1-4	2-2	1	2-0	1	2	0	0	5	
At Kentucky	30	5-7	3-4	0-0	1	2-0	1	2	0	0	13	
Missouri	39	4-6	4-5	6-6	5	3-0	2	2	0	0	18	
At Miss. State	33	2-8	1-5	4-4	0	2-0	3	4	0	1	9	
Vanderbilt												
At Alabama												
At S. Carolina												
Miss. State												
At Tennessee												
Alabama												
Arkansas												
At Missouri												
At Texas A&M												
Ole Miss												
SEC Tournament												

## Andre Stringer's Career Stats

YEAR	GP-GS	MIN/AVG	FG-FGA	PCT.	3FG-FGA	PCT.	FT-FTA	PCT.	REB-AVG	PF-FD	AST	TO	BLK	STL	PTS-AVG.
10-11	32-30	981-30.7	101-302	.334	57-193	.295	98-127	.772	76-2.4	63-1	85	82	4	34	357-11.2
11-12	28-24	903-32.2	90-258	.349	44-139	.317	60-73	.822	57-2.0	56-0	76	49	0	37	284-10.1
12-13	19-14	564-29.7	70-170	.414	41-99	.414	30-37	.811	30-1.6	39-0	37	40	1	15	211-11.1
<b>Totals</b>	<b>79-68</b>	<b>2488-31.0</b>	<b>261-730</b>	<b>.358</b>	<b>142-431</b>	<b>.329</b>	<b>188-237</b>	<b>.793</b>	<b>163-2.1</b>	<b>158-1</b>	<b>198</b>	<b>171</b>	<b>5</b>	<b>86</b>	<b>852-10.8</b>



# Shane Hammink

Forward \* 6-7 \* 208 \* Freshman \* Millingen aan de Rijn, Netherlands \* Oakley College

# 11

### Top Performances

**Points**

Season:	12, vs. Miss. Valley, 11/24/12
Career:	12, vs. Miss. Valley, 11/24/12

**Rebounds**

Season:	4, three times
Career:	4, three times

**Field Goals Made**

Season:	4, twice
Career:	4, twice

**3 PT FG Made**

Season:	2, twice
Career:	2, twice

**Free Throws Made**

Season:	2, twice
Career:	2, twice

**Assists**

Season:	4, vs. Chattanooga, 12/11/12
Career:	4, vs. Chattanooga, 12/11/12

**Blocks**

Season:	1, twice
Career:	1, twice

**Steals**

Season:	1, three times
Career:	1, three times

**Minutes Played**

Season:	25, vs. Miss. Valley, 11/24/12
Career:	25, vs. Miss. Valley, 11/24/12

### Top Career Scoring Games

- 12 vs. Mississippi Valley State, 11/24/12
- 10 vs. UC Santa Barbara, 11/09/12
- 6 vs. McNeese State, 11/13/12
- 3 vs. Seton Hall, 11/29/12
- 2 at Miss. State, 2/2/13
- 2 at Kentucky, 1/26/13
- 2 at Auburn, 01/09/13
- 2 vs. Bethune Cookman, 1/5/13
- 2 at UC Irvine, 12/18/12
- 2 at Boise State, 12/14/12

### Freshman Season (2012-13)

Appeared in all 12 games and has notched two starts ... Logged double figure minutes in 11 of 12 appearances ... Ripped off 10 points over 20 minutes off the bench during season opener versus UC Santa Barbara (11/09) ... Added six points and four rebounds against McNeese State (11/24) ... First career start came against Mississippi Valley State (11/24) where he exploded for a career-high 12 points on 4-of-7 shooting to go along with four rebounds and three assists ... Distributed a career-best four assists and hauled a career-high four rebounds versus Chattanooga (12/11) ... Tacked on two points and three rebounds at Auburn (01/09)

### Hammink's Game-by-Game Statistics

2012-13	OPONENT	MIN	FG	3FG	FT	REB	PF/D	A	TO	BLK	STL	PTS
	UC Santa Barbara	20	4-8	2-3	0-1	1	2-0	1	1	0	0	10
	McNeese State	19	2-3	1-2	1-2	4	1-0	2	0	0	0	6
	Northwestern State	15	0-3	0-2	1-2	3	2-0	1	2	0	0	1
	Miss. Valley State	25	4-7	2-3	2-2	4	0-0	3	3	1	0	12
	Seton Hall	6	1-2	0-1	1-3	2	0-0	0	1	0	0	3
	Chattanooga	17	0-2	0-1	0-0	4	3-0	4	1	0	1	0
	At Boise State	19	1-2	0-1	0-0	3	3-0	1	3	0	1	2
	At UC Irvine	10	1-3	0-2	0-0	3	2-0	1	1	0	0	2
	At Marquette	11	0-2	0-1	0-0	1	0-0	0	1	0	1	0
	Houston Baptist	13	0-0	0-0	1-2	3	2-0	3	2	0	0	1
	Bethune-Cookman	16	1-3	0-1	0-0	1	1-0	2	1	1	0	2
	At Auburn	10	0-2	0-2	2-2	3	3-0	0	0	0	0	2
	Florida	2	0-1	0-0	0-0	0	0-0	0	0	0	0	0
	South Carolina	DNP										
	At Georgia	6	0-1	0-0	0-0	1	1-0	0	1	0	0	0
	Texas A&M	DNP										
	At Kentucky	10	1-1	0-0	0-0	1	1-0	1	1	0	0	2
	Missouri	6	0-1	0-1	0-0	0	1-0	0	0	0	0	0
	At Miss. State	8	1-2	0-1	0-0	0	0-0	0	1	0	0	2
	Vanderbilt											
	At Alabama											
	At S. Carolina											
	Miss. State											
	At Tennessee											
	Alabama											
	Arkansas											
	At Missouri											
	At Texas A&M											
	Ole Miss											
	SEC Tournament											

### Shane Hammink's Career Stats

YEAR	GP-GS	MIN/AVG	FG-FGA	PCT.	3FG-FGA	PCT.	FT-FTA	PCT.	REB.-AVG	PF-FD	AST	TO	BLK	STL	PTS-AVG.
12-13	17-2	213-12.5	16-43	.372	5-21	.238	8-14	.571	34-2.0	22-0	19	19	2	3	45-2.6
<b>Totals</b>	<b>17-2</b>	<b>213-12.5</b>	<b>16-43</b>	<b>.372</b>	<b>5-21</b>	<b>.238</b>	<b>8-14</b>	<b>.571</b>	<b>34-2.0</b>	<b>22-0</b>	<b>19</b>	<b>19</b>	<b>2</b>	<b>3</b>	<b>45-2.6</b>



# Eddie Ludwig

Forward \* 6-9 \* 209 \* Senior \* Metairie, La. \* Metairie Park Country Day

# 13

### Top Performances

#### Points

Season: 9, vs. Houston Bapt., 12/22/12  
 Career: 12, three times

#### Rebounds

Season: 7, twice  
 Career: 9, vs. Boise State, 12/10/11

#### Field Goals Made

Season: 3, twice  
 Career: 4, four times

#### 3 PT FG Made

Season:  
 Career: 2, vs. UC Irvine, 12/15/11

#### Free Throws Made

Season: 3, twice  
 Career: 5, twice

#### Assists

Season: 2, vs. McNeese State, 11/13/12  
 Career: 5, at Arkansas, 02/10/10

#### Blocks

Season:  
 Career: 1, 10 times

#### Steals

Season: 2, vs. McNeese, 11/13/12  
 Career: 4, vs. Georgia, 03/06/10

#### Minutes Played

Season: 26, vs. UCSB, 11/09/12  
 Career: 33, vs. Boise State, 12/10/11

### Top Career Scoring Games

1. 12 vs. Arkansas, 02/04/12
1. 12 vs. UC Irvine, 12/15/11
1. 12 at Tennessee, 01/26/11
4. 10 vs. Vanderbilt (SECT), 03/10/11
5. 9 vs. Houston Baptist, 12/28/12
5. 9 at Ole Miss, 03/04/10
5. 9 vs. Rice, 12/19/09
8. 8 vs. Memphis, 11/21/10
8. 8 vs. Tennessee (SECT), 03/11/10
10. 7 four times

### Senior Season (2012-13)

Garnered nine appearances and started LSU's first four games of the season (11/09-11/24) ... Registered season-highs with five points and seven rebounds versus UCSB (11/09) ... Tacked on four points, two assists and two steals against McNeese State (11/24) ... Came away with four points and equaled a season's best seven rebounds versus Northwestern State (11/20) ... Produced best scoring effort of the season with nine points over 22 minutes against Houston Baptist (12/28) ... Made all three of his field goal attempts en route to six points in four minutes during the Bethune-Cookman game (01/05) ... DNP during the SEC opener at Auburn (01/09).

### Ludwig's Game-by-Game Statistics

#### 2012-13

OPPONENT	MIN	FG	3FG	FT	REB	PF/D	A	TO	BLK	STL	PTS
UC Santa Barbara	26	1-5	0-0	3-9	7	3-0	1	3	0	0	5
McNeese State	19	1-2	0-0	2-4	3	3-0	2	2	0	2	4
Northwestern State	22	1-3	0-0	2-4	7	4-0	0	5	0	0	4
Miss. Valley State	6	0-5	0-0	0-0	2	1-0	0	0	0	0	0
Seton Hall	DNP										
Chattanooga	6	1-1	0-0	0-0	1	1-0	1	0	0	0	2
At Boise State	DNP										
At UC Irvine	5	0-0	0-0	0-0	1	1-0	0	0	0	0	0
At Marquette	2	0-0	0-0	0-0	0	2-0	0	1	0	0	0
Houston Baptist	22	3-7	0-0	3-5	4	2-0	1	3	0	1	9
Bethune-Cookman	4	3-3	0-0	0-0	1	0-0	0	0	0	0	6
At Auburn	DNP										
Florida	DNP-injury										
South Carolina	DNP-injury										
At Georgia	DNP-injury										
Texas A&M	DNP-injury										
At Kentucky	DNP-injury										
Missouri	DNP-injury										
At Miss. State	DNP-injury										
Vanderbilt											
At Alabama											
At S. Carolina											
Miss. State											
At Tennessee											
Alabama											
Arkansas											
At Missouri											
At Texas A&M											
Ole Miss											
SEC Tournament											

### Eddie Ludwig's Career Stats

YEAR	GP-GS	MIN/AVG	FG-FGA	PCT.	3FG-FGA	PCT.	FT-FTA	PCT.	REB.-AVG	PF-FO	AST	TO	BLK	STL	PTS-AVG.
09-10	30-1	383/12.8	22-64	.344	0-8	.000	26-30	.867	74-2.5	47-0	19	19	3	14	70-2.3
10-11	32-6	496/15.5	34-77	.442	2-7	.286	50-66	.758	100-3.1	59-2	21	31	2	22	120-3.8
11-12	29-8	291/10.0	19-53	.358	5-19	.263	15-18	.833	55-1.9	3-0	11	14	8	6	58-2.0
12-13	9-4	112/12.4	10-26	.385	0-0	.000	10-22	.455	26-2.9	17-0	5	14	0	3	30-3.3
<b>Totals</b>	<b>99-19</b>	<b>1273-12.9</b>	<b>84-218</b>	<b>.385</b>	<b>7-34</b>	<b>.206</b>	<b>101-136</b>	<b>.743</b>	<b>253-2.6</b>	<b>158-2</b>	<b>56</b>	<b>78</b>	<b>13</b>	<b>45</b>	<b>276-2.8</b>



# Malik Morgan

Guard \* 6-4 \* 188 \* Freshman \* River Ridge, La. \* John Curtis HS

# 24

## Top Performances

### Points

Season:	11, at Georgia, 1/19/13
Career:	11, at Georgia, 1/19/13

### Rebounds

Season:	8, vs. Chattanooga, 12/11/12
Career:	8, vs. Chattanooga, 12/11/12

### Field Goals Made

Season:	4, vs. UCSB, 11/19/12
Career:	4, vs. UCSB, 11/19/12

### 3 PT FG Made

Season:	2, three times
Career:	2, three times

### Free Throws Made

Season:	4, at Georgia, 1/19/13
Career:	4, at Georgia, 1/19/13

### Assists

Season:	4, vs. S. Carolina, 1/16/13
Career:	4, vs. S. Carolina, 1/16/13

### Blocks

Season:	2, vs. Florida, 1/12/13
Career:	2, vs. Florida, 1/12/13

### Steals

Season:	5, vs. NW State, 11/20/12
Career:	5, vs. NW State, 11/20/12

### Minutes Played

Season:	32, vs. Texas A&M, 1/19/13
Career:	32, vs. Texas A&M, 1/19/13

## Top Career Scoring Games

1.	11	at Georgia, 1/19/13
2.	10	vs. UCSB, 11/19/12
3.	9	vs. Houston Baptist, 12/28/12
4.	8	vs. Seton Hall, 11/29/12
5.	7	at Miss. State, 2/2/13
5.	7	vs. Texas A&M, 1/23/13
5.	7	vs. S. Carolina, 1/16/13
5.	7	vs. Chattanooga, 12/11/12
9.	6	three times

## Freshman Season (2012-13)

Made appearances in all 15 games and has garnered six overall starts ... Started first three games of the season (11/09-11/20) ... Registered eight points on 3-of-3 shooting against Seton Hall (11/29), hitting two late threes to help rally the Tigers from a 16-point second half deficit ... Made his fourth start against Chattanooga (12/11) where he chipped in seven points to go along with a career-best eight rebounds over 20 minutes ... Provided six points and three assists at Boise State (12/14) ... Season's best of nine points against Houston Baptist (12/28) ... 7 points with season high 4 assists vs. S. Carolina (1/16) ... Moved into the starting lineup in place of Carmouche at UGA (1/19) and recorded second double figure game of career with 11 points and 3 steals ... 7 points 7 rebounds in A&M win (1/23).

## Morgan's Game-by-Game Statistics

### 2012-13

OPPONENT	MIN	FG	3FG	FT	REB	PF/D	A	TO	BLK	STL	PTS
UC Santa Barbara	23	4-7	1-3	1-2	6	3-0	2	1	1	3	10
McNeese State	20	2-4	0-1	0-1	5	2-0	3	2	1	0	4
Northwestern State	21	3-9	0-4	0-3	4	2-0	2	1	0	5	6
Miss. Valley State	11	1-3	1-3	0-0	1	3-0	2	1	0	2	3
Seton Hall	16	3-4	2-2	0-0	2	2-0	0	1	0	1	8
Chattanooga	29	2-7	1-4	2-4	8	2-0	2	1	0	4	7
At Boise State	21	2-3	2-3	0-0	1	4-0	3	1	1	1	6
At UC Irvine	9	0-3	0-1	0-0	1	2-0	2	1	0	0	0
At Marquette	4	0-1	0-1	0-0	0	0-0	0	0	0	0	0
Houston Baptist	29	2-6	2-3	3-4	4	1-0	0	1	1	1	9
Bethune-Cookman	5	0-1	0-1	0-0	0	2-0	1	0	1	0	0
At Auburn	6	1-2	1-1	0-0	1	0-0	0	0	0	0	3
Florida	25	2-8	1-4	1-3	5	2-0	0	0	2	3	6
South Carolina	27	3-7	1-5	0-0	5	2-0	4	0	1	2	7
At Georgia	30	3-5	1-2	4-6	4	5-1	0	1	0	3	11
Texas A&M	32	3-7	1-4	0-0	7	2-0	2	1	0	3	7
At Kentucky	25	1-4	0-2	2-2	3	4-0	0	0	0	0	4
Missouri	15	1-3	0-2	3-3	2	3-0	0	1	0	1	5
At Miss. State	23	3-8	1-4	0-0	4	3-0	1	0	0	2	7
Vanderbilt											
At Alabama											
At S. Carolina											
Miss. State											
At Tennessee											
Alabama											
Arkansas											
At Missouri											
At Texas A&M											
Ole Miss											
SEC Tournament											

## Malik Morgan's Career Stats

YEAR	GP-GS	MIN/AVG	FG-FGA	PCT.	3FG-FGA	PCT.	FT-FTA	PCT.	REB.-AVG	PF-FO	AST	TO	BLK	STL	PTS-AVG.
12-13	19-8	371-19.5	36-92	.391	15-50	.300	16-28	.571	63-3.3	44-1	24	13	8	31	103-5.4
<b>Totals</b>	<b>19-8</b>	<b>371-19.5</b>	<b>36-92</b>	<b>.391</b>	<b>15-50</b>	<b>.300</b>	<b>16-28</b>	<b>.571</b>	<b>63-3.3</b>	<b>44-1</b>	<b>24</b>	<b>13</b>	<b>8</b>	<b>31</b>	<b>103-5.4</b>



# Mychal Williams

Guard \* 6-3 \* 207 \* Junior \* Bossier City, La. \* Bossier City, La.

# 45

### Top Performances

#### Points

Season:

Career:

#### Rebounds

Season: 1, vs. Houston Bapt., 12/28/12

Career: 1, vs. Houston Bapt., 12/28/12

#### Field Goals Made

Season:

Career:

#### 3 PT FG Made

Season:

Career:

#### Free Throws Made

Season:

Career:

#### Assists

Season:

Career:

#### Blocks

Season:

Career:

#### Steals

Season: 1, vs. McNeese State, 11/13/12

Career: 1, vs. McNeese State, 11/13/12

#### Minutes Played

Season: 3, vs. McNeese State, 11/13/12

Career: 3, vs. McNeese State, 11/13/12

### Top Career Scoring Games

1.

### Junior Season (2012-13)

One of three walk-ons added to the roster on 10/31 ... Has logged minutes in three games ... Recorded a steal against McNeese State (11/24) and a rebound versus Houston Baptist (12/28).


### Williams' Game-by-Game Statistics

#### 2012-13

OPPONENT	MIN	FG	3FG	FT	REB	PF/D	A	TO	BLK	STL	PTS
UC Santa Barbara	1	0-0	0-0	0-0	0	0-0	0	0	0	0	0
McNeese State	3	0-0	0-0	0-0	0	0-0	0	1	0	1	0
Northwestern State	DNP										
Miss. Valley State	DNP										
Seton Hall	DNP										
Chattanooga	DNP										
At Boise State	DNP										
At UC Irvine	DNP										
At Marquette	DNP										
Houston Baptist	2	0-1	0-0	0-0	1	1-0	0	0	0	0	0
Bethune-Cookman	DNP										
At Auburn	DNP										
Florida	DNP										
South Carolina	DNP										
At Georgia	DNP										
Texas A&M	DNP										
At Kentucky	DNP										
Missouri	DNP										
At Miss. State	DNP										
Vanderbilt											
At Alabama											
At S. Carolina											
Miss. State											
At Tennessee											
Alabama											
Arkansas											
At Missouri											
At Texas A&M											
Ole Miss											
SEC Tournament											

### Mychal Williams's Career Stats

YEAR	GP-GS	MIN/AVG	FG-FGA	PCT.	3FG-FGA	PCT.	FT-FTA	PCT.	REB.-AVG	PF-FO	AST	TO	BLK	STL	PTS-AVG.
12-13	3-0	6-2.0	0-1	.000	0-0	.000	0-0	.000	1-0.3	1-0	0	1	0	1	0-0.0
<b>Totals</b>	<b>3-0</b>	<b>6-2.0</b>	<b>0-1</b>	<b>.000</b>	<b>0-0</b>	<b>.000</b>	<b>0-0</b>	<b>.000</b>	<b>1-0.3</b>	<b>1-0</b>	<b>0</b>	<b>1</b>	<b>0</b>	<b>1</b>	<b>0-0.0</b>



# Joshua Badeaux

Guard \* 6-1 \* 195 \* Sophomore \* Galliano, La. (South Lafourche HS/BRCC)

# 51

### Top Performances

#### Points

Season:

Career:

#### Rebounds

Season: 1, vs. McNeese State, 11/13/12

Career: 1, vs. McNeese State, 11/13/12

#### Field Goals Made

Season:

Career:

#### 3 PT FG Made

Season:

Career:

#### Free Throws Made

Season:

Career:

#### Assists

Season:

Career:

#### Blocks

Season:

Career:

#### Steals

Season:

Career:

#### Minutes Played

Season: 3, vs. McNeese, 11/13/12

Career: 3, vs. McNeese, 11/13/12

### Top Career Scoring Games

1.

### Sophomore Season (2012-13)

One of three walk-ons added to the roster on 10/31 ... Has seen action in four games and recorded a rebound against McNeese State (11/13).

### Badeaux's Game-by-Game Statistics

#### 2012-13

OPPONENT	MIN	FG	3FG	FT	REB	PF/D	A	TO	BLK	STL	PTS
UC Santa Barbara	1	0-0	0-0	0-0	0	0-0	0	0	0	0	0
McNeese State	3	0-1	0-0	0-0	1	1-0	0	0	0	0	0
Northwestern State	DNP										
Miss. Valley State	DNP										
Seton Hall	DNP										
Chattanooga	1	0-0	0-0	0-0	0	0-0	0	0	0	0	0
At Boise State	DNP										
At UC Irvine	DNP										
At Marquette	DNP										
Houston Baptist	2	0-0	0-0	0-0	0	0-0	0	0	0	0	0
Bethune-Cookman	DNP										
At Auburn	DNP										
Florida	DNP										
South Carolina	DNP										
At Georgia	DNP										
Texas A&M	DNP										
At Kentucky	DNP										
Missouri	DNP										
At Miss. State	DNP										
Vanderbilt											
At Alabama											
At S. Carolina											
Miss. State											
At Tennessee											
Alabama											
Arkansas											
At Missouri											
At Texas A&M											
Ole Miss											
SEC Tournament											

### Joshua Badeaux's Career Stats

YEAR	GP-GS	MIN/AVG	FG-FGA	PCT.	3FG-FGA	PCT.	FT-FTA	PCT.	REB.-AVG	PF-FO	AST	TO	BLK	STL	PTS-AVG.
12-13	4-0	7-1.8	0-1	.000	0-0	.000	0-0	.000	1-0.3	1-0	0	0	0	0	0-0.0
<b>Totals</b>	<b>4-0</b>	<b>7-1.8</b>	<b>0-1</b>	<b>.000</b>	<b>0-0</b>	<b>.000</b>	<b>0-0</b>	<b>.000</b>	<b>1-0.3</b>	<b>1-0</b>	<b>0</b>	<b>0</b>	<b>0</b>	<b>0</b>	<b>0-0.0</b>



# Andrew Del Piero

Center \* 7-3 \* 254 \* Senior \* Austin, Texas \* Westlake HS

# 55

### Top Performances

**Points**

Season:	10, vs. B-Cookman, 1/5/13
Career:	10, vs. B-Cookman, 1/5/13

**Rebounds**

Season:	6, at Auburn, 01/09/13
Career:	6, at Auburn, 01/09/13

**Field Goals Made**

Season:	5, vs. B-Cookman, 1/5/13
Career:	5, vs. B-Cookman, 1/5/13

**3 PT FG Made**

Season:	
Career:	

**Free Throws Made**

Season:	5, vs. S. Carolina, 1/16/13
Career:	5, vs. S. Carolina, 1/16/13

**Assists**

Season:	1, three times
Career:	1, three times

**Blocks**

Season:	4, vs. Houston Bapt., 12/28/12
Career:	4, vs. Houston Bapt., 12/28/12

**Steals**

Season:	1, twice
Career:	1, twice

**Minutes Played**

Season:	33, vs. Florida, 1/12/13
Career:	33, vs. Florida, 1/12/13

### Top Career Scoring Games

- 10 vs. Bethune Cookman, 1/5/13
- 9 vs. Houston Baptist, 12/28/12
- 8 vs. Mississippi Valley State, 11/24/12
- 7 vs. S. Carolina, 1/16/13
- 7 vs. Florida, 1/12/13
- 7 vs. Chattanooga, 12/11/12
- 7 vs. McNeese State, 11/13/12
- 6 at Boise State, 12/14/12
- 4 at Auburn, 01/09/13
- 4 vs. Northwestern State, 11/20/12

### Senior Season (2012-13)

Totalled 12 appearances and started LSU's last 10 games (11/29-01/16) ... Scored seven points over eight minutes against McNeese State (11/13) ... Played his first minutes in the first half of a game against Northwestern State (11/20), scoring 4 first-half points with a block ... Came in six minutes into Mississippi Valley game (11/24) and turned in career-highs at the time of points (8), rebounds (5), blocks (3) and minutes (15) ... Made first career start versus Seton Hall (11/29) ... Made all three field goal attempts in second start and had three blocks for second time against Chattanooga (12/11) ... Second straight game to make all three field goal attempts at Boise State (12/14) ... Posted nine points and four blocks during the Houston Baptist game (12/28) ... First double figure game came against Bethune Cookman (01/05) with 10 points on a 5-of-10 shooting effort ... Hauled down a career-high six rebounds to go along with four points at Auburn (01/09) ... In his last three outings, combined for 10-of-19 from field to go along with 11 rebounds, eight blocks and 23 points ... Most minutes played (33) vs. Florida (1/12), scoring 7.

### Del Piero's Game-by-Game Statistics

2012-13	MIN	FG	3FG	FT	REB	PF/D	A	TO	BLK	STL	PTS
UC Santa Barbara	2	0-0	0-0	0-0	0	1-0	0	1	0	0	0
McNeese State	8	2-6	0-0	3-6	4	1-0	0	2	1	1	7
Northwestern State	6	2-2	0-0	0-0	2	4-0	0	1	1	0	4
Miss. Valley State	15	4-4	0-0	0-1	5	0-0	0	1	3	0	8
Seton Hall	8	1-2	0-0	0-0	2	0-0	0	1	1	0	2
Chattanooga	16	3-3	0-0	1-3	4	1-0	0	3	3	0	7
At Boise State	23	3-3	0-0	0-1	5	3-0	0	1	2	0	6
At UC Irvine	10	0-0	0-0	0-0	3	0-0	0	1	2	0	0
At Marquette	8	1-2	0-0	0-0	3	1-0	0	0	0	0	2
Houston Baptist	16	3-5	0-0	3-5	2	1-0	0	2	4	0	9
Bethune-Cookman	21	5-10	0-0	0-0	3	1-0	0	0	2	0	10
At Auburn	13	2-4	0-0	0-0	6	1-0	1	0	2	0	4
Florida	33	3-7	0-0	1-3	5	2-0	0	0	0	0	7
South Carolina	29	1-3	0-0	5-7	5	1-0	1	1	0	1	7
At Georgia	15	1-4	0-0	0-0	2	1-0	0	2	1	0	2
Texas A&M	5	0-0	0-0	0-0	1	0-0	0	0	0	0	0
At Kentucky	4	0-2	0-0	0-0	0	1-0	0	0	1	0	0
Missouri	4	0-0	0-0	0-2	0	1-0	0	0	0	0	0
At Miss. State	4	0-1	0-0	0-0	2	0-0	1	0	0	0	0
Vanderbilt											
At Alabama											
At S. Carolina											
Miss. State											
At Tennessee											
Alabama											
Arkansas											
At Missouri											
At Texas A&M											
Ole Miss											
SEC Tournament											

### Andrew Del Piero's Career Stats

YEAR	GP-GS	MIN/AVG	FG-FGA	PCT.	3FG-FGA	PCT.	FT-FTA	PCT.	REB.-AVG	PF-FO	AST	TO	BLK	STL	PTS-AVG.
11-12	4-0	12-3.0	1-6	.167	0-0	.000	1-4	.250	2-0.5	1-0	0	2	1	0	3-0.8
12-13	19-14	240-12.6	31-58	.534	0-0	.000	13-28	.464	54-2.8	20-0	3	16	23	2	75-3.9
<b>Totals</b>	<b>23-14</b>	<b>252-11.0</b>	<b>32-64</b>	<b>.500</b>	<b>0-0</b>	<b>.000</b>	<b>14-32</b>	<b>.438</b>	<b>56-2.4</b>	<b>21-0</b>	<b>3</b>	<b>18</b>	<b>24</b>	<b>2</b>	<b>78-3.4</b>

# The Last Time LSU ...

## ALL GAMES

### Scoring

Less Than 50 points	48 -- at Ole Miss (48-72), 2/25/12
70 or more points	73 -- vs. Missouri (73-70), 2/2/13
80 or more points	80 -- at Marquette (80-84), 12/22/12
90 or more points	102 -- vs. Northwestern St. (102-95), 11/20/12
100 or more points	102 -- vs. Northwestern St. (102-95), 11/20/12

### Opponents Scoring

Less than 50 points	48 -- by McNeese (48-73), 11/13/12
70 or more points	70 -- by Missouri (70-73), 1/30/13
80 or more points	82 -- by South Carolina (82-73), 1/16/13
90 or more points	95 -- by Northwestern St. (95-102), 11/20/12
100 or more points	101 -- by Ohio State (101-113), 1-15-05

### Field Goal Percentage

Shot 30 percent or less	29.4 -- vs. Kentucky (20-68), 3/9/12
Shot 40 percent or more	55.6 -- vs. Missouri (25-45), 1/30/13
Shot 50 percent or more	55.6 -- vs. Missouri (25-45), 1/30/13
Shot 60 percent or more	60.0 -- vs. NW State (24-40), 11/12/10
Shot 70 percent or more	70.3 -- vs. Centenary (45-64), 1-15-03

### Opponents Field Goal Percentage

Shot 30 percent or less	29.6 -- by McNeese (16-54), 11/13/12
Shot 40 percent or more	48.1 -- by Miss. State (26-54), 2/2/13
Shot 50 percent or more	51.9 -- by Kentucky (27-52), 1/26/12
Shot 60 percent or more	62.2 -- by Ole Miss (28-45), 1/22/11

### Three-Point FG Percentage

Shot less than 10 pct	9.1 -- at North Texas (1-11), 12/22/11
Shot 30 percent or more	35.3 -- by Missouri (6-17), 1/30/13
Shot 40 percent or more	40.0 -- at Kentucky (8-20), 1/26/13
Shot 50 percent or more	50.0 -- vs. Arkansas (6-12), 3/8/12
Shot 60 percent or more	63.6 -- vs. Marquette (7-11), 12/19/11

### Opponents Three-Point FG Percentage

Shot less than 10 pct	0.0 -- by Houston Baptist (0-8), 12/28/12
Shot 30 percent or more	38.5 -- by Texas A&M (5-13), 1/23/13
Shot 40 percent or more	42.1 -- by Boise State (8-19), 12/14/12
Shot 50 percent or more	52.9 -- by Oregon (9-17), 3/13/12
Shot 60 percent or more	60.0 -- by Virginia (6-10), 1/2/12

### Free Throw Percentage

Shot less than 50 pct	41.7 -- vs. Texas A&M (5-12), 1/23/13
Shot 60 percent or more	83.3 -- at Mississippi State (15-18), 2/2/13
Shot 70 percent or more	83.3 -- at Mississippi State (15-18), 2/2/13
Shot 80 percent or more	83.3 -- at Mississippi State (15-18), 2/2/13
Shot 90 percent or more	92.3 -- at Marquette (12-13), 12/22/12
Shot 100 percent	100.0 -- at Vanderbilt (10-10), 2/8/12

### Rebounds

Had less than 20 rebounds	19 -- vs. Ole Miss, 1/22/11
Had 30 or more rebounds	39 -- at Miss. State, 2/2/13
Had 40 or more rebounds	40 -- vs. South Carolina, 1/16/13
Had 50 or more rebounds	50 -- vs. McNeese, 11/13/12
Had 60 or more rebounds	60 -- vs. Troy State, 12-22-98

### Opponent Rebounds

Less than 20 rebounds	17 -- by Nicholls State, 12/17/08
Had 30 or more rebounds	37 -- at Miss. State, 2/2/13
Had 40 or more rebounds	53 -- by Florida, 1/12/13
Had 50 or more rebounds	53 -- by Florida, 1/12/13

### Assists

Less than 5 assists	4 -- vs. Alabama, 1-27-10
10 assists or more	15 -- at Miss. State, 2/2/13
15 assists or more	15 -- at Miss. State, 2/2/13
20 assists or more	20 -- vs. Grambling, 12/29/11
25 assists or more	26 -- vs. Troy, 11/30/08
30 or more assists	33 -- vs. Georgia State, 12-28-94

### Opponent Assists

Less than 5 assists	4 -- by Bethune-Cookman, 1/5/13
10 assists or more	13 -- by Miss. State, 2/2/13
15 assists or more	16 -- by Georgia, 1/19/13
20 assists or more	20 -- by Oregon, 3/13/12
25 assists or more	28 -- by Fresno State, 11/26/99
30 assists or more	33 -- by Kentucky, 1-16-96

### Blocks

0 blocks	0 -- at North Texas, 12/22/11
5 or more blocks	5 -- vs. Florida, 1/12/13
10 or more blocks	13 -- vs. Houston Baptist, 12/28/12
15 or more blocks	16 -- vs. Alcorn State, 11/20/08

### Opponent Blocks

0 blocks	0 -- by Marquette, 12/22/12
5 or more blocks	6 -- by Miss. State, 2/2/13
10 or more blocks	11 -- by UConn, 1/6/07

### Steals

0 steals	0 -- vs. Georgia Tech, 3-17-90
5 or more steals	11 -- at Miss. State, 2/2/13
10 or more steals	11 -- at Miss. State, 2/2/13
15 or more steals	19 -- vs. Texas A&M, 1/23/13

### Opponent Steals

0 steals	0 -- by Washington State, 12/27/08
5 or more steals	11 -- by Miss. State, 2/2/13
10 or more steals	11 -- by Miss. State, 2/2/13
15 or more steals	16 -- by Rutgers, 12/3/11

# The Last Time An LSU Player...

## ALL GAMES

Scored 20 or more points .....	20	Johnny O'Bryant III, vs. Missouri, 1/30/13
Scored 25 or more points.....	25	Shavon Coleman, vs. McNeese, 11/13/12
Scored 30 or more points .....	38	Tasmin Mitchell, vs. Auburn, 1/20/10
Scored 35 or more points.....	38	Tasmin Mitchell, vs. Auburn, 1/20/10
Scored 40 or more points .....	41	Tasmin Mitchell, at Miss State, 2/11/09
Scored 45 or more points .....	46	Chris Jackson, vs. Vanderbilt, 2-18-90
Scored 50 or more points .....	51	Chris Jackson, vs. Texas, 1-2-90
Scored 55 or more points .....	55	Chris Jackson, vs. Ole Miss, 3-4-89
Scored 60 or more .....	64	Pete Maravich, vs. Kentucky, 2-21-70
Scored double figures in 5 straight games.....	11	Anthony Hickey, 12/18/12 to 12/22/12; 1/5/13-2/2/13
.....	5	Johnny O'Bryant, 1/16/13 to 2/2/13
Scored double figures in 10 straight games .....	11	Anthony Hickey, 12/18/12 to 12/22/12; 1/5/13-2/2/13
Scored double figures in 15 straight games .....	15	Tasmin Mitchell, 11/27/09 to 1/23/10
Scored double figures in 20 straight games.....	48	Glen Davis, 3/5/05 to 12/17/06
Scored double figures in 25 straight games.....	48	Glen Davis, 3/5/05 to 12/17/06
Scored double figures in 30 straight games.....	48	Glen Davis, 3/5/05 to 12/17/06
Scored double figures in 35 straight games.....	48	Glen Davis, 3/5/05 to 12/17/06
Scored double figures in 40 straight games .....	48	Glen Davis, 3/5/05 to 12/17/06
Scored double figures in 45 or more straight game .....	48	Glen Davis, 3/5/05 to 12/17/06
Scored 20 points or more in 2 straight games .....	2	Shavon Coleman, 25 vs. McNeese (11/13/12); 22 vs. Northwestern St. (11/20/12)
.....	3	Bo Spencer, 22 vs. Rice (12/19/09); 23 vs. Washington State (12/22/09); 20 at Xavier (12/29/09)
Scored 20 points or more in 3 straight games .....	4	Tasmin Mitchell, 26 vs. Louisiana-Lafayette (12/1/09); 24 vs. Northwestern State (12/12/09); 24 vs. Southeastern Louisiana (12/14/09); 27 vs. Nicholls State (12/17/09)
.....	6	Marcus Thornton, 25 at Ole Miss (1/12/08); 27 vs. Auburn (1/16/08); 27 at Vandy (1/19/08); 20 vs. Arkansas (1/26/08); 38 at Auburn (1/30/08); 22 vs. Alabama (2/2/08)
Scored 20 points or more in 4 straight games .....		
.....		
Scored 20 points or more in 5 straight games .....		
.....		
.....		
Scored 30 points or more in consecutive games.....	2	Marcus Thornton, 31 vs. Miss. State (1/21/09); 30 vs. Xavier (1/24/09)
.....		
Made 10-14 field goals in a game .....	10	Shavon Coleman, vs. McNeese State, 11/13/12
Made 15 or more field goals in a game.....	15	Tasmin Mitchell, vs. Auburn, 1/20/10
Attempted 15-19 field goals in a game .....	17	Anthony Hickey, vs. Missouri, 1/30/13
Attempted 20-24 field goals in a game .....	22	Johnny O'Bryant III, at Kentucky, 1/26/13
Attempted 25-29 field goals in a game .....	27	Marcus Thornton, at Miss. State, 3/8/08
Attempted 30 or more field goals in a game .....	34	Ronnie Henderson, vs. Oklahoma State, 12-20-94
Made 5 three pointers in a game .....	6	Andre Stringer, at Marquette, 12/22/12
Made 6-9 three pointers in a game.....	6	Andre Stringer, at Marquette, 12/22/12
Made 10 or more three pointers in a game.....	10	Chris Jackson, vs. Tennessee, 2-10-90
Attempted 7 three pointers in a game.....	9	Anthony Hickey, at Miss. State, 2/2/13
Attempted 8-10 three pointers in a game .....	9	Anthony Hickey, at Miss. State, 2/2/13
Attempted 11 or more three pointers in a game .....	11	Anthony Hickey, vs. South Carolina, 1/16/13

# The Last Time An LSU Player...

## ALL GAMES

Had 10 or more rebounds .....	12	Johnny O'Bryant III, at Mississippi State, 2/2/13
Had 15 or more rebounds.....	16	Justin Hamilton, vs. Ole Miss, 1/7/12
Had 20 or more rebounds.....	21	Jaime Lloreda, vs. McNeese State, 11-24-03
Had 10 or more rebounds in 2 straight games .....	4	Johnny O'Bryant III, 14 at Georgia, 1/19/13; 10 vs. Texas A&M, 1/23/13; 12 at Kentucky, 1/26/13; 11 vs. Missouri, 1/30/13; 12 at Miss. State, 2/2/13
Had 10 or more rebounds in 3 straight games .....	4	Johnny O'Bryant III, 14 at Georgia, 1/19/13; 10 vs. Texas A&M, 1/23/13; 12 at Kentucky, 1/26/13; 11 vs. Missouri, 1/30/13; 12 at Miss. State, 2/2/13
Had 10 or more rebounds in 4 straight games .....	4	Johnny O'Bryant III, 14 at Georgia, 1/19/13; 10 vs. Texas A&M, 1/23/13; 12 at Kentucky, 1/26/13; 11 vs. Missouri, 1/30/13; 12 at Miss. State, 2/2/13
Had 10 or more rebounds in 5 straight games .....	5	Johnny O'Bryant III, 14 at Georgia, 1/19/13; 10 vs. Texas A&M, 1/23/13; 12 at Kentucky, 1/26/13; 11 vs. Missouri, 1/30/13; 12 at Miss. State, 2/2/13
Had 10 or more rebounds in 6 or more games.....	8	Glen Davis, 11 at Alabama, 2/4/06; 16 vs. Arkansas, 2/8/06; 15 at Florida, 2/11/06; 13 vs. Miss. State, 2/15/06; 11 at Auburn, 2/18/06; 11 at Vandy, 2/22/06; 15 vs. Kentucky, 2/25/06; 10 at S. Carolina, 2/28/06
Had 9 offensive rebounds in a game.....	9	Malcolm White, vs. UT-Martin, 11/18/10
Had 10 defensive rebounds in a game.....	10	Johnny O'Bryant III, vs. Missouri, 1/30/13
Had 5 or more assists.....	7	Charles Carmouche, at Kentucky, 1/26/13
Had 8 or more assists.....	10	Charles Carmouche, at Marquette, 12/22/12
Had 10 or more assists .....	10	Charles Carmouche, at Marquette, 12/22/12
Had 15 or more assists .....	18	Randy Livingston, vs. George Mason, 12-3-94
Had 3 or more blocks in a game .....	4	Andre Del Piero vs. Houston Baptist, 12/28/12
Had 5 or more blocks in a game .....	4	Shavon Coleman, vs. Houston Baptist, 12/28/12
Had 8 or more blocks in a game.....	6	Malcolm White, at Alabama, 1/29/11
Had 10 or more blocks in a game.....	9	Tyrus Thomas, vs. Tennessee, 1/14/06
Had 3 or more steals in a game.....	11	Stromile Swift, vs. Alabama, 2-10-99
Had 5 or more steals in a game.....	3	Malik Morgan, at Miss. State, 2/2/13
Had 8 or more steals in a game .....	8	Anthony Hickey, vs. Texas A&M, 1/23/13
Had 10 or more steals in a game .....	8	Anthony Hickey, vs. Texas A&M, 1/23/13
Had a double-double .....	10	Shawn Griggs, vs. Tennessee, 2-23-91
Had a double-double in 2 or more straight games.....		Johnny O'Bryant III, at Miss. State, 12 pts-12 reb., 2/2/13
Had a double-double in 4 or more straight games .....	5	Johnny O'Bryant III, at Georgia, 16 pts-14 reb., 1/19/13; vs. Texas A&M, 14 pts-10 reb., 1/23/13; at Kentucky, 21 pts-12 reb., 1/26/13; vs. Missouri, 14 pts-11 reb., 1/30/13; at Miss. State, 12 pts-12 reb., 2/2/13
Had a triple-double .....	5	Johnny O'Bryant III, at Georgia, 16 pts-14 reb., 1/19/13; vs. Texas A&M, 14 pts-10 reb., 1/23/13; at Kentucky, 21 pts-12 reb., 1/26/13; vs. Missouri, 14 pts-11 reb., 1/30/13; at Miss. State, 12 pts-12 reb., 2/2/13
Played 40 minutes in a game.....		Shaquille O'Neal, 26 pts-13 reb-11 blks, vs. BYU, 3-19-92
Played 41 or more in a game .....	40	Anthony Hickey, vs. Kentucky, 3/9/12
Played 50 or more minutes in a game .....	41	Justin Hamilton, vs. Auburn, 1/17/12
	41	Justin Hamilton, vs. Auburn, 1/17/12
	54	Maurice Carter, vs. Alabama, 2-10-99

**LSU MEN'S BASKETBALL**  
**LSU Combined Team Statistics (as of Feb 02, 2013)**  
**All games**

<b>RECORD:</b>	<b>OVERALL</b>	<b>HOME</b>	<b>AWAY</b>	<b>NEUTRAL</b>
ALL GAMES	12-7	10-2	2-5	0-0
CONFERENCE	3-5	2-2	1-3	0-0
NON-CONFERENCE	9-2	8-0	1-2	0-0

##	Player	gp-gs	min	avg	Total		3-Point		F-Throw		Rebounds			pf	dq	a	to	blk	stl	pts	avg	
					fg-fga	fg%	3fg-fga	3fg%	ft-fa	ft%	off	def	tot									avg
01	HICKEY, Anthony	17-11	517	30.4	80-199	.402	36-114	.316	15-29	.517	13	48	61	3.6	47	0	61	27	3	60	211	12.4
05	COLEMAN, Shavon	19-4	571	30.1	87-188	.463	8-31	.258	44-68	.647	58	79	137	7.2	49	2	18	36	20	29	226	11.9
02	O'BRYANT III, Johnny	17-16	448	26.4	82-175	.469	3-10	.300	35-60	.583	55	90	145	8.5	51	5	21	54	12	9	202	11.9
10	STRINGER, Andre	19-14	564	29.7	70-170	.412	41-99	.414	30-37	.811	7	23	30	1.6	39	0	37	40	1	15	211	11.1
00	CARMOUCHE, Charle	18-16	438	24.3	51-128	.398	22-76	.289	44-62	.710	17	45	62	3.4	43	0	69	36	3	41	168	9.3
24	MORGAN, Malik	19-8	371	19.5	36-92	.391	15-50	.300	16-28	.571	17	46	63	3.3	44	1	24	13	8	31	103	5.4
04	COLLINS, Corban	15-6	189	12.6	20-49	.408	10-20	.500	11-15	.733	3	19	22	1.5	11	0	14	25	1	4	61	4.1
55	DEL PIERO, Andrew	19-14	240	12.6	31-58	.534	0-0	.000	13-28	.464	22	32	54	2.8	20	0	3	16	23	2	75	3.9
13	LUDWIG, Eddie	9-4	112	12.4	10-26	.385	0-0	.000	10-22	.455	14	12	26	2.9	17	0	5	14	0	3	30	3.3
11	HAMMINK, Shane	17-2	213	12.5	16-43	.372	5-21	.238	8-14	.571	19	15	34	2.0	22	0	19	19	2	3	45	2.6
03	COURTNEY, Jalen	15-0	144	9.6	13-31	.419	0-1	.000	7-12	.583	13	22	35	2.3	22	0	2	10	3	1	33	2.2
45	WILLIAMS, Mychal	3-0	6	2.0	0-1	.000	0-0	.000	0-0	.000	0	1	1	0.3	1	0	0	1	0	1	0	0.0
51	BADEAUX, Joshua	4-0	7	1.8	0-1	.000	0-0	.000	0-0	.000	1	0	1	0.3	1	0	0	0	0	0	0	0.0
20	JACKSON, Dave	3-0	5	1.7	0-0	.000	0-0	.000	0-0	.000	0	0	0	0.0	2	0	0	1	0	1	0	0.0
Team											26	31	57				5					
Total.....		19	3825		496-1161	.427	140-422	.332	233-375	.621	265	463	728	38.3	369	8	273	297	76	200	1365	71.8
Opponents.....		19	3825		454-1087	.418	100-322	.311	294-429	.685	242	476	718	37.8	341	-	199	316	69	161	1302	68.5

<b>TEAM STATISTICS</b>	<b>LS</b>	<b>OPP</b>	<b>Date</b>	<b>Opponent</b>	<b>Score</b>	<b>Att.</b>
SCORING	1365	1302	11/09/12	UC SANTA BARBARA	w 77-63	6966
Points per game	71.8	68.5	11/13/12	MCNEESE ST.	w 73-48	6776
Scoring margin	+3.3	-	11/20/12	NORTHWESTERN STATE	w 102-95	7018
FIELD GOALS-ATT	496-1161	454-1087	11/24/12	MISSISSIPPI VALLEY STATE	w 75-50	6237
Field goal pct	.427	.418	11/29/12	SETON HALL	w 72-67	7295
3 POINT FG-ATT	140-422	100-322	12/11/12	CHATTANOOGA	w 80-67	6760
3-point FG pct	.332	.311	12/14/12	at Boise State	L 70-89	11210
3-pt FG made per game	7.4	5.3	12/18/12	at UC Irvine	w 66-60	1536
FREE THROWS-ATT	233-375	294-429	12/22/12	at Marquette	L 80-84	14309
Free throw pct	.621	.685	12/28/12	HOUSTON BAPTIST	w 75-58	7032
F-Throws made per game	12.3	15.5	01/05/13	BETHUNE-COOKMAN	w 79-63	6462
REBOUNDS	728	718	* 01-09-13	at Auburn	L 63-68	6355
Rebounds per game	38.3	37.8	* 01/12/13	FLORIDA	L 52-74	9964
Rebounding margin	+0.5	-	* 01/16/13	SOUTH CAROLINA	Lot 73-82	6654
ASSISTS	273	199	* 01/19/13	at Georgia	L 58-67	5779
Assists per game	14.4	10.5	* 01/23/13	TEXAS A&M	w 58-54	7064
TURNOVERS	297	316	* 1/26/13	at Kentucky	L 70-75	24248
Turnovers per game	15.6	16.6	* 01/30/13	MISSOURI	w 73-70	8804
Turnover margin	+1.0	-	* 02-02-13	at Mississippi State	w 69-68	7667
Assist/turnover ratio	0.9	0.6				
STEALS	200	161				
Steals per game	10.5	8.5				
BLOCKS	76	69				
Blocks per game	4.0	3.6				
ATTENDANCE	87032	71104				
Home games-Avg/Game	12-7253	7-10158				
Neutral site-Avg/Game	-	0-0				

<b>Score by Periods</b>	<b>1st</b>	<b>2nd</b>	<b>OT</b>	<b>Totals</b>
LSU	637	724	4	1365
Opponents	609	680	13	1302

**LSU MEN'S BASKETBALL**  
**LSU Combined Team Statistics (as of Feb 02, 2013)**  
**Conference games**

<b>RECORD:</b>	<b>OVERALL</b>	<b>HOME</b>	<b>AWAY</b>	<b>NEUTRAL</b>
ALL GAMES	3-5	2-2	1-3	0-0
CONFERENCE	3-5	2-2	1-3	0-0
NON-CONFERENCE	0-0	0-0	0-0	0-0

##	Player	gp-gs	min	avg	Total		3-Point		F-Throw		Rebounds			pf	dq	a	to	blk	stl	pts	avg			
					fg-fga	fg%	3fg-fga	3fg%	ft-fa	ft%	off	def	tot									avg		
01	HICKEY, Anthony	8-8	272	34.0	46-114	.404	19-62	.306	4-11	.364	6	23	29	3.6	29	0	25	14	2	28	115	14.4		
02	O'BRYANT III, Johnny	8-8	240	30.0	36-83	.434	1-4	.250	21-32	.656	28	49	77	9.6	25	2	12	29	6	6	94	11.8		
10	STRINGER, Andre	8-8	255	31.9	27-67	.403	14-35	.400	14-15	.933	3	10	13	1.6	19	0	12	17	0	3	82	10.3		
05	COLEMAN, Shavon	8-1	240	30.0	28-71	.394	2-14	.143	13-21	.619	20	22	42	5.3	25	2	7	16	5	10	71	8.9		
00	CARMOUCHE, Charle	7-5	194	27.7	20-56	.357	10-36	.278	10-17	.588	9	16	25	3.6	17	0	28	11	0	15	60	8.6		
24	MORGAN, Malik	8-3	183	22.9	17-44	.386	6-24	.250	10-14	.714	6	25	31	3.9	21	1	7	3	3	14	50	6.3		
55	DEL PIERO, Andrew	8-7	107	13.4	7-21	.333	0-0	.000	6-12	.500	8	13	21	2.6	7	0	3	3	4	1	20	2.5		
04	COLLINS, Corban	4-0	30	7.5	2-5	.400	0-1	.000	4-5	.800	1	2	3	0.8	2	0	0	9	0	1	8	2.0		
03	COURTNEY, Jalen	7-0	62	8.9	4-11	.364	0-0	.000	2-4	.500	4	8	12	1.7	10	0	0	5	0	0	10	1.4		
11	HAMMINK, Shane	6-0	42	7.0	2-8	.250	0-4	.000	2-2	1.000	3	2	5	0.8	6	0	1	3	0	0	6	1.0		
Team											10	7	17											
Total.....		8	1625		189-480	.394	52-180	.289	86-133	.647	98	177	275	34.4	161	5	95	113	20	78	516	64.5		
Opponents.....		8	1625		197-433	.455	37-128	.289	127-192	.661	92	217	309	38.6	128	-	93	119	26	58	558	69.8		

<b>TEAM STATISTICS</b>	<b>LS</b>	<b>OPP</b>	<b>Date</b>	<b>Opponent</b>	<b>Score</b>	<b>Att.</b>
SCORING	516	558	* 01-09-13	at Auburn	L 63-68	6355
Points per game	64.5	69.8	* 01/12/13	FLORIDA	L 52-74	9964
Scoring margin	-5.2	-	* 01/16/13	SOUTH CAROLINA	Lot 73-82	6654
FIELD GOALS-ATT	189-480	197-433	* 01/19/13	at Georgia	L 58-67	5779
Field goal pct	.394	.455	* 01/23/13	TEXAS A&M	w 58-54	7064
3 POINT FG-ATT	52-180	37-128	* 1/26/13	at Kentucky	L 70-75	24248
3-point FG pct	.289	.289	* 01/30/13	MISSOURI	w 73-70	8804
3-pt FG made per game	6.5	4.6	* 02-02-13	at Mississippi State	w 69-68	7667
FREE THROWS-ATT	86-133	127-192	* - Conference game			
Free throw pct	.647	.661				
F-Throws made per game	10.8	15.9				
REBOUNDS	275	309				
Rebounds per game	34.4	38.6				
Rebounding margin	-4.2	-				
ASSISTS	95	93				
Assists per game	11.9	11.6				
TURNOVERS	113	119				
Turnovers per game	14.1	14.9				
Turnover margin	+0.8	-				
Assist/turnover ratio	0.8	0.8				
STEALS	78	58				
Steals per game	9.8	7.3				
BLOCKS	20	26				
Blocks per game	2.5	3.3				
ATTENDANCE	32486	44049				
Home games-Avg/Game	4-8122	4-11012				
Neutral site-Avg/Game	-	0-0				

<b>Score by Periods</b>	<b>1st</b>	<b>2nd</b>	<b>OT</b>	<b>Totals</b>
LSU	233	279	4	516
Opponents	260	285	13	558

**LSU MEN'S BASKETBALL**  
**LSU Category Leaders (as of Feb 02, 2013)**  
**All games**

<b>Points</b>	<b>G</b>	<b>Pts</b>	<b>Pts/G</b>	<b>Scoring Average</b>	<b>G</b>	<b>Pts</b>	<b>Avg/G</b>
COLEMAN, Shavon	19	226	11.9	HICKEY, Anthony	17	211	12.4
STRINGER, Andre	19	211	11.1	COLEMAN, Shavon	19	226	11.9
HICKEY, Anthony	17	211	12.4	O'BRYANT III, Johnny	17	202	11.9
O'BRYANT III, Johnny	17	202	11.9	STRINGER, Andre	19	211	11.1
CARMOUCHE, Charles	18	168	9.3	CARMOUCHE, Charles	18	168	9.3
MORGAN, Malik	19	103	5.4	MORGAN, Malik	19	103	5.4
DEL PIERO, Andrew	19	75	3.9	COLLINS, Corban	15	61	4.1
COLLINS, Corban	15	61	4.1	DEL PIERO, Andrew	19	75	3.9
HAMMINK, Shane	17	45	2.6	LUDWIG, Eddie	9	30	3.3
COURTNEY, Jalen	15	33	2.2	HAMMINK, Shane	17	45	2.6
LUDWIG, Eddie	9	30	3.3	COURTNEY, Jalen	15	33	2.2
				JACKSON, Dave	3	0	0.0
				WILLIAMS, Mychal	3	0	0.0
				BADEAUX, Joshua	4	0	0.0

<b>FG Percentage</b>	<b>FG</b>	<b>Att</b>	<b>Pct</b>	<b>Field Goal Attempts</b>	<b>G</b>	<b>Att</b>	<b>Att/G</b>
DEL PIERO, Andrew	31	58	.534	HICKEY, Anthony	17	199	11.7
O'BRYANT III, Johnny	82	175	.469	COLEMAN, Shavon	19	188	9.9
COLEMAN, Shavon	87	188	.463	O'BRYANT III, Johnny	17	175	10.3
COURTNEY, Jalen	13	31	.419	STRINGER, Andre	19	170	8.9
STRINGER, Andre	70	170	.412	CARMOUCHE, Charles	18	128	7.1
COLLINS, Corban	20	49	.408				
HICKEY, Anthony	80	199	.402	<b>Field Goals Made</b>	<b>G</b>	<b>Made</b>	<b>Made/G</b>
CARMOUCHE, Charles	51	128	.398	COLEMAN, Shavon	19	87	4.6
MORGAN, Malik	36	92	.391	O'BRYANT III, Johnny	17	82	4.8
LUDWIG, Eddie	10	26	.385	HICKEY, Anthony	17	80	4.7
HAMMINK, Shane	16	43	.372	STRINGER, Andre	19	70	3.7
BADEAUX, Joshua	0	1	.000	CARMOUCHE, Charles	18	51	2.8
WILLIAMS, Mychal	0	1	.000				

<b>3-Point Percentage</b>	<b>3FG</b>	<b>Att</b>	<b>Pct</b>	<b>3-Point FG Attempts</b>	<b>G</b>	<b>Att</b>	<b>Att/G</b>
COLLINS, Corban	10	20	.500	HICKEY, Anthony	17	114	6.7
STRINGER, Andre	41	99	.414	STRINGER, Andre	19	99	5.2
HICKEY, Anthony	36	114	.316	CARMOUCHE, Charles	18	76	4.2
O'BRYANT III, Johnny	3	10	.300	MORGAN, Malik	19	50	2.6
MORGAN, Malik	15	50	.300	COLEMAN, Shavon	19	31	1.6
CARMOUCHE, Charles	22	76	.289				
COLEMAN, Shavon	8	31	.258	<b>3-Point FG Made</b>	<b>G</b>	<b>Made</b>	<b>Made/G</b>
HAMMINK, Shane	5	21	.238	STRINGER, Andre	19	41	2.2
COURTNEY, Jalen	0	1	.000	HICKEY, Anthony	17	36	2.1
				CARMOUCHE, Charles	18	22	1.2
				MORGAN, Malik	19	15	0.8
				COLLINS, Corban	15	10	0.7

<b>Free Throw Percent</b>	<b>FG</b>	<b>Att</b>	<b>Pct</b>	<b>Free Throw Attempts</b>	<b>G</b>	<b>Att</b>	<b>Att/G</b>
STRINGER, Andre	30	37	.811	COLEMAN, Shavon	19	68	3.6
COLLINS, Corban	11	15	.733	CARMOUCHE, Charles	18	62	3.4
CARMOUCHE, Charles	44	62	.710	O'BRYANT III, Johnny	17	60	3.5
COLEMAN, Shavon	44	68	.647	STRINGER, Andre	19	37	1.9
COURTNEY, Jalen	7	12	.583	HICKEY, Anthony	17	29	1.7
O'BRYANT III, Johnny	35	60	.583				
MORGAN, Malik	16	28	.571	<b>Free Throws Made</b>	<b>G</b>	<b>Made</b>	<b>Made/G</b>
HAMMINK, Shane	8	14	.571	COLEMAN, Shavon	19	44	2.3
HICKEY, Anthony	15	29	.517	CARMOUCHE, Charles	18	44	2.4
DEL PIERO, Andrew	13	28	.464	O'BRYANT III, Johnny	17	35	2.1
LUDWIG, Eddie	10	22	.455	STRINGER, Andre	19	30	1.6
				MORGAN, Malik	19	16	0.8

**LSU MEN'S BASKETBALL**  
**LSU Category Leaders (as of Feb 02, 2013)**  
**All games**

<b>Rebounds</b>	<b>G</b>	<b>Reb</b>	<b>Reb/G</b>	<b>Assists</b>	<b>G</b>	<b>No.</b>	<b>Ast/G</b>
O'BRYANT III, Johnny	17	145	8.5	CARMOUCHE, Charles	18	69	3.8
COLEMAN, Shavon	19	137	7.2	HICKEY, Anthony	17	61	3.6
MORGAN, Malik	19	63	3.3	STRINGER, Andre	19	37	1.9
CARMOUCHE, Charles	18	62	3.4	MORGAN, Malik	19	24	1.3
HICKEY, Anthony	17	61	3.6	O'BRYANT III, Johnny	17	21	1.2

<b>Rebound Average</b>	<b>G</b>	<b>Reb</b>	<b>Avg/G</b>	<b>Steals</b>	<b>G</b>	<b>No.</b>	<b>Stl/G</b>
O'BRYANT III, Johnny	17	145	8.5	HICKEY, Anthony	17	60	3.5
COLEMAN, Shavon	19	137	7.2	CARMOUCHE, Charles	18	41	2.3
HICKEY, Anthony	17	61	3.6	MORGAN, Malik	19	31	1.6
CARMOUCHE, Charles	18	62	3.4	COLEMAN, Shavon	19	29	1.5
MORGAN, Malik	19	63	3.3	STRINGER, Andre	19	15	0.8

<b>Offensive Rebounds</b>	<b>G</b>	<b>No.</b>	<b>Avg/G</b>	<b>Blocked Shots</b>	<b>G</b>	<b>No.</b>	<b>Blk/G</b>
COLEMAN, Shavon	19	58	3.1	DEL PIERO, Andrew	19	23	1.2
O'BRYANT III, Johnny	17	55	3.2	COLEMAN, Shavon	19	20	1.1
DEL PIERO, Andrew	19	22	1.2	O'BRYANT III, Johnny	17	12	0.7
HAMMINK, Shane	17	19	1.1	MORGAN, Malik	19	8	0.4
CARMOUCHE, Charles	18	17	0.9	HICKEY, Anthony	17	3	0.2
MORGAN, Malik	19	17	0.9	CARMOUCHE, Charles	18	3	0.2
				COURTNEY, Jalen	15	3	0.2

<b>Defensive Rebounds</b>	<b>G</b>	<b>No.</b>	<b>Avg/G</b>	<b>Minutes</b>	<b>G</b>	<b>No.</b>	<b>Min/G</b>
O'BRYANT III, Johnny	17	90	5.3	COLEMAN, Shavon	19	571	30.1
COLEMAN, Shavon	19	79	4.2	STRINGER, Andre	19	564	29.7
HICKEY, Anthony	17	48	2.8	HICKEY, Anthony	17	517	30.4
MORGAN, Malik	19	46	2.4	O'BRYANT III, Johnny	17	448	26.4
CARMOUCHE, Charles	18	45	2.5	CARMOUCHE, Charles	18	438	24.3

<b>Fouls</b>	<b>G</b>	<b>No.</b>	<b>Per/G</b>	<b>Turnovers</b>	<b>G</b>	<b>No.</b>	<b>TO/G</b>
O'BRYANT III, Johnny	17	51	3.0	O'BRYANT III, Johnny	17	54	3.2
COLEMAN, Shavon	19	49	2.6	STRINGER, Andre	19	40	2.1
HICKEY, Anthony	17	47	2.8	COLEMAN, Shavon	19	36	1.9
MORGAN, Malik	19	44	2.3	CARMOUCHE, Charles	18	36	2.0
CARMOUCHE, Charles	18	43	2.4	HICKEY, Anthony	17	27	1.6

<b>Foulsouts</b>	<b>G</b>	<b>No.</b>
O'BRYANT III, Johnny	17	5
COLEMAN, Shavon	19	2
MORGAN, Malik	19	1

**LSU MEN'S BASKETBALL**  
**LSU Team Game-by-Game (as of Feb 02, 2013)**  
**All games**

**TEAM STATISTICS**

Opponent	Date	Score		Total		3-Pointers		Free throws		Rebounds				pf	a	t/o	blk	stl	pts	avg
				fg-fga	pct	3fg-fga	pct	ft-fta	pct	off	def	tot	avg							
UC SANTA BARBARA	11/09/12	77-63	W	30-67	.448	10-26	.385	7-20	.350	18	22	40	40.0	20	15	13	4	16	77	77.0
MCNEESE ST.	11/13/12	73-48	W	26-59	.441	9-22	.409	12-22	.545	20	30	50	45.0	20	18	19	5	10	73	75.0
NORTHWESTERN STATE	11/20/12	102-95	W	32-66	.485	9-25	.360	29-51	.569	24	24	48	46.0	28	16	21	1	14	102	84.0
MISSISSIPPI VALLEY STA	11/24/12	75-50	W	27-49	.551	7-15	.467	14-23	.609	11	33	44	45.5	15	16	22	7	10	75	81.8
SETON HALL	11/29/12	72-67	W	25-63	.397	4-20	.200	18-27	.667	19	18	37	43.8	14	13	15	4	16	72	79.8
CHATTANOOGA	12/11/12	80-67	W	30-63	.476	9-19	.474	11-20	.550	15	31	46	44.2	16	19	18	7	12	80	79.8
at Boise State	12/14/12	70-89	L	26-59	.441	10-29	.345	8-11	.727	10	17	27	41.7	26	16	20	5	8	70	78.4
at UC Irvine	12/18/12	66-60	W	26-70	.371	8-28	.286	6-12	.500	14	29	43	41.9	14	14	11	3	6	66	76.9
at Marquette	12/22/12	80-84	L	29-68	.426	10-26	.385	12-13	.923	13	19	32	40.8	21	18	14	2	11	80	77.2
HOUSTON BAPTIST	12/28/12	75-58	W	26-60	.433	5-13	.385	18-26	.692	13	35	48	41.5	17	15	15	13	9	75	77.0
BETHUNE-COOKMAN	01/05/13	79-63	W	30-57	.526	7-19	.368	12-17	.706	10	28	38	41.2	17	18	16	5	10	79	77.2
at Auburn	01-09-13	63-68	L	25-67	.373	9-27	.333	4-10	.400	14	26	40	41.1	20	15	12	3	7	63	76.0
FLORIDA	01/12/13	52-74	L	21-65	.323	6-24	.250	4-10	.400	11	23	34	40.5	17	11	8	5	7	52	74.2
SOUTH CAROLINA	01/16/13	73-82	Lot	26-64	.406	8-27	.296	13-16	.813	15	25	40	40.5	26	15	22	3	9	73	74.1
at Georgia	01/19/13	58-67	L	18-50	.360	6-17	.353	16-24	.667	14	24	38	40.3	23	6	21	2	11	58	73.0
TEXAS A&M	01/23/13	58-54	W	24-63	.381	5-23	.217	5-12	.417	15	17	32	39.8	15	10	11	1	19	58	72.1
at Kentucky	1/26/13	70-75	L	25-63	.397	8-20	.400	12-15	.800	11	15	26	39.0	21	13	10	2	7	70	71.9
MISSOURI	01/30/13	73-70	W	25-45	.556	6-17	.353	17-28	.607	3	23	26	38.3	18	10	12	1	7	73	72.0
at Mississippi State	02-02-13	69-68	W	25-63	.397	4-25	.160	15-18	.833	15	24	39	38.3	21	15	17	3	11	69	71.8
LSU		1365		496-1161	.427	140-422	.332	233-375	.621	265	463	728	38.3	369	273	297	76	200	1365	71.8
Opponents		1302		454-1087	.418	100-322	.311	294-429	.685	242	476	718	37.8	341	199	316	69	161	1302	68.5

Games played: 19  
Points/game: 71.8  
FG Pct: 42.7  
3FG Pct: 33.2  
FT Pct: 62.1

Rebounds/game: 38.3  
Assists/game: 14.4  
Turnovers/game: 15.6  
Assist/turnover ratio: 0.9  
Steals/game: 10.5  
Blocks/game: 4.0

**LSU MEN'S BASKETBALL**  
**LSU Opponent Game-by-Game (as of Feb 02, 2013)**  
**All games**

**OPPONENT STATISTICS**

Opponent	Date	Score		Total		3-Pointers		Free throws		Rebounds				pf	a	t/o	blk	stl	pts	avg
				fg-fga	pct	3fg-fga	pct	ft-fta	pct	off	def	tot	avg							
UC SANTA BARBARA	11/09/12	77-63	W	19-51	.373	5-19	.263	20-29	.690	15	26	41	41.0	19	7	23	4	6	63	63.0
MCNEESE ST.	11/13/12	73-48	W	16-54	.296	0-12	.000	16-23	.696	13	18	31	36.0	19	1	18	8	14	48	55.5
NORTHWESTERN STATE	11/20/12	102-95	W	32-65	.492	6-16	.375	25-35	.714	16	19	35	35.7	34	11	21	3	12	95	68.7
MISSISSIPPI VALLEY STA	11/24/12	75-50	W	17-60	.283	10-25	.400	6-15	.400	14	15	29	34.0	18	7	17	1	10	50	64.0
SETON HALL	11/29/12	72-67	W	24-49	.490	10-21	.476	9-14	.643	10	25	35	34.2	21	11	26	3	10	67	64.6
CHATTANOOGA	12/11/12	80-67	W	25-67	.373	9-24	.375	8-13	.615	13	26	39	35.0	17	11	15	4	8	67	65.0
at Boise State	12/14/12	70-89	L	29-63	.460	8-19	.421	23-31	.742	20	24	44	36.3	15	13	17	2	13	89	68.4
at UC Irvine	12/18/12	66-60	W	25-67	.373	5-15	.333	5-9	.556	16	34	50	38.0	15	17	17	4	5	60	67.4
at Marquette	12/22/12	80-84	L	27-55	.491	6-22	.273	24-25	.960	8	25	33	37.4	16	15	16	0	9	84	69.2
HOUSTON BAPTIST	12/28/12	75-58	W	22-66	.333	0-8	.000	14-19	.737	12	27	39	37.6	21	9	12	7	4	58	68.1
BETHUNE-COOKMAN	01/05/13	79-63	W	21-57	.368	4-13	.308	17-24	.708	13	20	33	37.2	18	4	15	7	12	63	67.6
at Auburn	01-09-13	63-68	L	25-54	.463	6-18	.333	12-22	.545	7	31	38	37.2	15	15	12	4	6	68	67.7
FLORIDA	01/12/13	52-74	L	28-63	.444	8-23	.348	10-17	.588	17	36	53	38.5	15	13	11	1	4	74	68.2
SOUTH CAROLINA	01/16/13	73-82	Lot	26-58	.448	2-14	.143	28-37	.757	11	25	36	38.3	16	9	15	2	6	82	69.1
at Georgia	01/19/13	58-67	L	22-47	.468	4-12	.333	19-26	.731	7	22	29	37.7	15	16	16	1	12	67	69.0
TEXAS A&M	01/23/13	58-54	W	20-44	.455	5-13	.385	9-13	.692	9	29	38	37.7	16	13	24	4	7	54	68.1
at Kentucky	1/26/13	70-75	L	27-52	.519	2-11	.182	19-28	.679	13	26	39	37.8	15	7	16	6	4	75	68.5
MISSOURI	01/30/13	73-70	W	23-61	.377	7-25	.280	17-22	.773	16	23	39	37.8	19	7	8	2	8	70	68.6
at Mississippi State	02-02-13	69-68	W	26-54	.481	3-12	.250	13-27	.481	12	25	37	37.8	17	13	17	6	11	68	68.5
Opponents		1302		454-1087	.418	100-322	.311	294-429	.685	242	476	718	37.8	341	199	316	69	161	1302	68.5
LSU		1365		496-1161	.427	140-422	.332	233-375	.621	265	463	728	38.3	369	273	297	76	200	1365	71.8

Games played: 19  
Points/game: 68.5  
FG Pct: 41.8  
3FG Pct: 31.1  
FT Pct: 68.5

Rebounds/game: 37.8  
Assists/game: 10.5  
Turnovers/game: 16.6  
Assist/turnover ratio: 0.6  
Steals/game: 8.5  
Blocks/game: 3.6

**LSU MEN'S BASKETBALL**  
**LSU Points-Rebounds-Assists (as of Feb 02, 2013)**  
**All games**

Opponent	Date	Score		00	01	02	03	04	05	10
				CARMOUCHE,	HICKEY,ANT	O'BRYANT I	COURTNEY,J	COLLINS,CO	COLEMAN,SH	STRINGER,A
UC SANTA BARBARA	11/09/12	77-63	w	16-4-1	6-1-6	13-8-0	2-5-0	0-1-0	6-4-2	9-1-2
MCNEESE ST.	11/13/12	73-48	w	3-2-1	9-4-6	DNP	5-7-1	4-3-1	25-10-1	6-0-1
NORTHWESTERN STATE	11/20/12	102-95	w	19-3-4	21-7-6	13-6-1	DNP	3-0-1	22-7-0	9-3-1
MISSISSIPPI VALLEY STAT	11/24/12	75-50	w	2-1-0	5-3-6	11-10-1	0-0-0	4-2-1	16-11-1	14-1-2
SETON HALL	11/29/12	72-67	w	8-4-7	10-5-2	13-11-1	0-0-0	0-0-0	18-6-1	10-2-2
CHATTANOOGA	12/11/12	80-67	w	9-3-3	DNP	18-10-1	0-1-0	11-3-3	8-8-1	18-2-4
at Boise State	12/14/12	70-89	L	3-2-5	3-0-2	15-5-0	0-0-0	19-1-1	11-7-0	5-1-4
at UC Irvine	12/18/12	66-60	w	7-3-3	10-3-2	9-13-2	DNP	6-1-0	13-11-2	19-0-2
at Marquette	12/22/12	80-84	L	15-4-10	18-7-3	14-5-3	DNP	0-0-0	11-6-0	20-2-2
HOUSTON BAPTIST	12/28/12	75-58	w	9-4-2	DNP	DNP	11-7-0	5-5-5	11-13-2	11-2-2
BETHUNE-COOKMAN	01/05/13	79-63	w	17-7-5	14-2-3	2-0-0	5-3-1	1-3-2	14-12-1	8-3-3
at Auburn	01-09-13	63-68	L	15-6-7	13-5-4	6-7-0	3-2-0	DNP	4-9-3	13-1-0
FLORIDA	01/12/13	52-74	L	3-6-2	15-3-4	2-5-1	1-2-0	1-1-0	11-5-1	6-2-3
SOUTH CAROLINA	01/16/13	73-82	L	13-1-5	18-7-4	9-6-0	2-4-0	2-0-0	6-7-0	9-2-1
at Georgia	01/19/13	58-67	L	DNP	12-6-2	16-14-2	0-1-0	3-2-0	5-4-1	9-1-1
TEXAS A&M	01/23/13	58-54	w	5-1-3	10-3-2	14-10-2	0-2-0	DNP	17-4-0	5-1-1
at Kentucky	1/26/13	70-75	L	7-4-7	15-0-1	21-12-2	0-0-0	DNP	8-2-1	13-1-1
MISSOURI	01/30/13	73-70	w	7-0-1	20-2-4	14-11-3	DNP	DNP	9-4-0	18-5-2
at Mississippi State	02-02-13	69-68	w	10-7-3	12-3-4	12-12-2	4-1-0	2-0-0	11-7-1	9-0-3

Opponent	Date	Score		11	13	20	24	45	51	55
				HAMMINK,SH	LUDWIG,EDD	JACKSON,DA	MORGAN,MAL	WILLIAMS,M	BADEAUX,JO	DEL PIERO,
UC SANTA BARBARA	11/09/12	77-63	w	10-1-1	5-7-1	0-0-0	10-6-2	0-0-0	0-0-0	0-0-0
MCNEESE ST.	11/13/12	73-48	w	6-4-2	4-3-2	0-0-0	4-5-3	0-0-0	0-1-0	7-4-0
NORTHWESTERN STATE	11/20/12	102-95	w	1-3-1	4-7-0	DNP	6-4-2	DNP	DNP	4-2-0
MISSISSIPPI VALLEY STAT	11/24/12	75-50	w	12-4-3	0-2-0	DNP	3-1-2	DNP	DNP	8-5-0
SETON HALL	11/29/12	72-67	w	3-2-0	DNP	DNP	8-2-0	DNP	DNP	2-2-0
CHATTANOOGA	12/11/12	80-67	w	0-4-4	2-1-1	0-0-0	7-8-2	DNP	0-0-0	7-4-0
at Boise State	12/14/12	70-89	L	2-3-1	DNP	DNP	6-1-3	DNP	DNP	6-5-0
at UC Irvine	12/18/12	66-60	w	2-3-1	0-1-0	DNP	0-1-2	DNP	DNP	0-3-0
at Marquette	12/22/12	80-84	L	0-1-0	0-0-0	DNP	0-0-0	DNP	DNP	2-3-0
HOUSTON BAPTIST	12/28/12	75-58	w	1-3-3	9-4-1	DNP	9-4-0	0-1-0	0-0-0	9-2-0
BETHUNE-COOKMAN	01/05/13	79-63	w	2-1-2	6-1-0	DNP	0-0-1	DNP	DNP	10-3-0
at Auburn	01-09-13	63-68	L	2-3-0	DNP	DNP	3-1-0	DNP	DNP	4-6-1
FLORIDA	01/12/13	52-74	L	0-0-0	DNP	DNP	6-5-0	DNP	DNP	7-5-0
SOUTH CAROLINA	01/16/13	73-82	L	DNP	DNP	DNP	7-5-4	DNP	DNP	7-5-1
at Georgia	01/19/13	58-67	L	0-1-0	DNP	DNP	11-4-0	DNP	DNP	2-2-0
TEXAS A&M	01/23/13	58-54	w	DNP	DNP	DNP	7-7-2	DNP	DNP	0-1-0
at Kentucky	1/26/13	70-75	L	2-1-1	DNP	DNP	4-3-0	DNP	DNP	0-0-0
MISSOURI	01/30/13	73-70	w	0-0-0	DNP	DNP	5-2-0	DNP	DNP	0-0-0
at Mississippi State	02-02-13	69-68	w	2-0-0	DNP	DNP	7-4-1	DNP	DNP	0-2-1

**LSU MEN'S BASKETBALL**  
**LSU Team High/Low Analysis (as of Feb 02, 2013)**  
**All games**

**LSU - TEAM GAME HIGHS**

POINTS	102		NORTHWESTERN STATE (11/20/12)
	80		at Marquette (12/22/12)
	80		CHATTANOOGA (12/11/12)
	79		BETHUNE-COOKMAN (01/05/13)
	77		UC SANTA BARBARA (11/09/12)
FIELD GOALS MADE	32		NORTHWESTERN STATE (11/20/12)
	30		BETHUNE-COOKMAN (01/05/13)
	30		CHATTANOOGA (12/11/12)
	30		UC SANTA BARBARA (11/09/12)
FIELD GOAL ATTEMPTS	70		at UC Irvine (12/18/12)
	68		at Marquette (12/22/12)
	67		at Auburn (01-09-13)
	67		UC SANTA BARBARA (11/09/12)
FIELD GOAL PERCENTAGE	.556	(25-45)	MISSOURI (01/30/13)
	.551	(27-49)	MISSISSIPPI VALLEY STATE (11/24/12)
	.526	(30-57)	BETHUNE-COOKMAN (01/05/13)
	.485	(32-66)	NORTHWESTERN STATE (11/20/12)
3 PT FIELD GOALS MADE	10		at Marquette (12/22/12)
	10		at Boise State (12/14/12)
	10		UC SANTA BARBARA (11/09/12)
	9		at Auburn (01-09-13)
	9		CHATTANOOGA (12/11/12)
	9		NORTHWESTERN STATE (11/20/12)
	9		MCNEESE ST. (11/13/12)
3 PT FG ATTEMPTS	29		at Boise State (12/14/12)
	28		at UC Irvine (12/18/12)
	27		SOUTH CAROLINA (01/16/13)
	27		at Auburn (01-09-13)
3 PT FG PERCENTAGE	.474	(9-19)	CHATTANOOGA (12/11/12)
	.467	(7-15)	MISSISSIPPI VALLEY STATE (11/24/12)
	.409	(9-22)	MCNEESE ST. (11/13/12)
	.400	(8-20)	at Kentucky (1/26/13)
FREE THROWS MADE	29		NORTHWESTERN STATE (11/20/12)
	18		HOUSTON BAPTIST (12/28/12)
	18		SETON HALL (11/29/12)
	17		MISSOURI (01/30/13)
FREE THROW ATTEMPTS	51		NORTHWESTERN STATE (11/20/12)
	28		MISSOURI (01/30/13)
	27		SETON HALL (11/29/12)
FREE THROW PERCENTAGE	.923	(12-13)	at Marquette (12/22/12)
	.833	(15-18)	at Mississippi State (02-02-13)
	.813	(13-16)	SOUTH CAROLINA (01/16/13)
	.800	(12-15)	at Kentucky (1/26/13)
REBOUNDS	50		MCNEESE ST. (11/13/12)
	48		HOUSTON BAPTIST (12/28/12)
	48		NORTHWESTERN STATE (11/20/12)
	46		CHATTANOOGA (12/11/12)
ASSISTS	19		CHATTANOOGA (12/11/12)
	18		BETHUNE-COOKMAN (01/05/13)
	18		at Marquette (12/22/12)
	18		MCNEESE ST. (11/13/12)
STEALS	19		TEXAS A&M (01/23/13)
	16		SETON HALL (11/29/12)
	16		UC SANTA BARBARA (11/09/12)
	14		NORTHWESTERN STATE (11/20/12)
BLOCKED SHOTS	13		HOUSTON BAPTIST (12/28/12)
	7		CHATTANOOGA (12/11/12)

**LSU MEN'S BASKETBALL**  
**LSU High/Low Analysis (as of Feb 02, 2013)**  
**All games**

**Opponent - GAME HIGHS**

POINTS	95		NORTHWESTERN STATE (11/20/12)
	89		at Boise State (12/14/12)
	84		at Marquette (12/22/12)
	82		SOUTH CAROLINA (01/16/13)
	75		at Kentucky (1/26/13)
	32		NORTHWESTERN STATE (11/20/12)
FIELD GOALS MADE	29		at Boise State (12/14/12)
	28		FLORIDA (01/12/13)
	27		at Kentucky (1/26/13)
	27		at Marquette (12/22/12)
FIELD GOAL ATTEMPTS	67		at UC Irvine (12/18/12)
	67		CHATTANOOGA (12/11/12)
	66		HOUSTON BAPTIST (12/28/12)
	.519	(27-52)	at Kentucky (1/26/13)
FIELD GOAL PERCENTAGE	.492	(32-65)	NORTHWESTERN STATE (11/20/12)
	.491	(27-55)	at Marquette (12/22/12)
	.490	(24-49)	SETON HALL (11/29/12)
	10		SETON HALL (11/29/12)
3 PT FIELD GOALS MADE	10		MISSISSIPPI VALLEY STATE (11/24/12)
	9		CHATTANOOGA (12/11/12)
	8		FLORIDA (01/12/13)
	8		at Boise State (12/14/12)
3 PT FG ATTEMPTS	25		MISSOURI (01/30/13)
	25		MISSISSIPPI VALLEY STATE (11/24/12)
	24		CHATTANOOGA (12/11/12)
	.476	(10-21)	SETON HALL (11/29/12)
3 PT FG PERCENTAGE	.421	(8-19)	at Boise State (12/14/12)
	.400	(10-25)	MISSISSIPPI VALLEY STATE (11/24/12)
	.385	(5-13)	TEXAS A&M (01/23/13)
	28		SOUTH CAROLINA (01/16/13)
FREE THROWS MADE	25		NORTHWESTERN STATE (11/20/12)
	24		at Marquette (12/22/12)
	23		at Boise State (12/14/12)
	37		SOUTH CAROLINA (01/16/13)
FREE THROW ATTEMPTS	35		NORTHWESTERN STATE (11/20/12)
	31		at Boise State (12/14/12)
FREE THROW PERCENTAGE	.960	(24-25)	at Marquette (12/22/12)
	.773	(17-22)	MISSOURI (01/30/13)
	.757	(28-37)	SOUTH CAROLINA (01/16/13)
	.742	(23-31)	at Boise State (12/14/12)
REBOUNDS	53		FLORIDA (01/12/13)
	50		at UC Irvine (12/18/12)
	44		at Boise State (12/14/12)
	41		UC SANTA BARBARA (11/09/12)
ASSISTS	17		at UC Irvine (12/18/12)
	16		at Georgia (01/19/13)
	15		at Auburn (01-09-13)
	15		at Marquette (12/22/12)
STEALS	14		MCNEESE ST. (11/13/12)
	13		at Boise State (12/14/12)
	12		at Georgia (01/19/13)
	12		BETHUNE-COOKMAN (01/05/13)
	12		NORTHWESTERN STATE (11/20/12)
	8		MCNEESE ST. (11/13/12)
BLOCKED SHOTS	7		BETHUNE-COOKMAN (01/05/13)
	7		HOUSTON BAPTIST (12/28/12)

**LSU MEN'S BASKETBALL**  
**LSU High/Low Analysis (as of Feb 02, 2013)**  
**All games**

**LSU - GAME LOWS**

POINTS	52		FLORIDA (01/12/13)
	58		at Georgia (01/19/13)
	58		TEXAS A&M (01/23/13)
	63		at Auburn (01-09-13)
	66		at UC Irvine (12/18/12)
FIELD GOALS MADE	18		at Georgia (01/19/13)
	21		FLORIDA (01/12/13)
	24		TEXAS A&M (01/23/13)
	25		SETON HALL (11/29/12)
	25		at Auburn (01-09-13)
	25		at Kentucky (1/26/13)
FIELD GOAL ATTEMPTS	25		MISSOURI (01/30/13)
	25		at Mississippi State (02-02-13)
	45		MISSOURI (01/30/13)
	49		MISSISSIPPI VALLEY STATE (11/24/12)
	50		at Georgia (01/19/13)
FIELD GOAL PERCENTAGE	.323	(21-65)	FLORIDA (01/12/13)
	.360	(18-50)	at Georgia (01/19/13)
	.371	(26-70)	at UC Irvine (12/18/12)
	.373	(25-67)	at Auburn (01-09-13)
3 PT FIELD GOALS MADE	4		SETON HALL (11/29/12)
	4		at Mississippi State (02-02-13)
	5		HOUSTON BAPTIST (12/28/12)
	5		TEXAS A&M (01/23/13)
3 PT FG ATTEMPTS	13		HOUSTON BAPTIST (12/28/12)
	15		MISSISSIPPI VALLEY STATE (11/24/12)
	17		at Georgia (01/19/13)
	17		MISSOURI (01/30/13)
3 PT FG PERCENTAGE	.160	(4-25)	at Mississippi State (02-02-13)
	.200	(4-20)	SETON HALL (11/29/12)
	.217	(5-23)	TEXAS A&M (01/23/13)
	.250	(6-24)	FLORIDA (01/12/13)
FREE THROWS MADE	4		at Auburn (01-09-13)
	4		FLORIDA (01/12/13)
	5		TEXAS A&M (01/23/13)
	6		at UC Irvine (12/18/12)
FREE THROW ATTEMPTS	10		at Auburn (01-09-13)
	10		FLORIDA (01/12/13)
	11		at Boise State (12/14/12)
FREE THROW PERCENTAGE	.350	(7-20)	UC SANTA BARBARA (11/09/12)
	.400	(4-10)	at Auburn (01-09-13)
	.400	(4-10)	FLORIDA (01/12/13)
	.417	(5-12)	TEXAS A&M (01/23/13)
REBOUNDS	26		at Kentucky (1/26/13)
	26		MISSOURI (01/30/13)
	27		at Boise State (12/14/12)
	32		at Marquette (12/22/12)
	32		TEXAS A&M (01/23/13)
ASSISTS	6		at Georgia (01/19/13)
	10		TEXAS A&M (01/23/13)
	10		MISSOURI (01/30/13)
STEALS	11		FLORIDA (01/12/13)
	6		at UC Irvine (12/18/12)
	7		at Auburn (01-09-13)
	7		FLORIDA (01/12/13)
	7		at Kentucky (1/26/13)

**LSU MEN'S BASKETBALL**  
**LSU High/Low Analysis (as of Feb 02, 2013)**  
**All games**

**Opponent - GAME LOWS**

POINTS	48		MCNEESE ST. (11/13/12)
	50		MISSISSIPPI VALLEY STATE (11/24/12)
	54		TEXAS A&M (01/23/13)
	58		HOUSTON BAPTIST (12/28/12)
	60		at UC Irvine (12/18/12)
	16		MCNEESE ST. (11/13/12)
FIELD GOALS MADE	17		MISSISSIPPI VALLEY STATE (11/24/12)
	19		UC SANTA BARBARA (11/09/12)
	20		TEXAS A&M (01/23/13)
FIELD GOAL ATTEMPTS	44		TEXAS A&M (01/23/13)
	47		at Georgia (01/19/13)
	49		SETON HALL (11/29/12)
FIELD GOAL PERCENTAGE	.283	(17-60)	MISSISSIPPI VALLEY STATE (11/24/12)
	.296	(16-54)	MCNEESE ST. (11/13/12)
	.333	(22-66)	HOUSTON BAPTIST (12/28/12)
	.368	(21-57)	BETHUNE-COOKMAN (01/05/13)
3 PT FIELD GOALS MADE	0		MCNEESE ST. (11/13/12)
	0		HOUSTON BAPTIST (12/28/12)
	2		SOUTH CAROLINA (01/16/13)
	2		at Kentucky (1/26/13)
	8		HOUSTON BAPTIST (12/28/12)
3 PT FG ATTEMPTS	11		at Kentucky (1/26/13)
	12		MCNEESE ST. (11/13/12)
	12		at Georgia (01/19/13)
	12		at Mississippi State (02-02-13)
	.000	(0-12)	MCNEESE ST. (11/13/12)
3 PT FG PERCENTAGE	.000	(0-8)	HOUSTON BAPTIST (12/28/12)
	.143	(2-14)	SOUTH CAROLINA (01/16/13)
	.182	(2-11)	at Kentucky (1/26/13)
FREE THROWS MADE	5		at UC Irvine (12/18/12)
	6		MISSISSIPPI VALLEY STATE (11/24/12)
	8		CHATTANOOGA (12/11/12)
	9		SETON HALL (11/29/12)
	9		TEXAS A&M (01/23/13)
FREE THROW ATTEMPTS	9		at UC Irvine (12/18/12)
	13		CHATTANOOGA (12/11/12)
	13		TEXAS A&M (01/23/13)
FREE THROW PERCENTAGE	.400	(6-15)	MISSISSIPPI VALLEY STATE (11/24/12)
	.481	(13-27)	at Mississippi State (02-02-13)
	.545	(12-22)	at Auburn (01-09-13)
	.556	(5-9)	at UC Irvine (12/18/12)
REBOUNDS	29		MISSISSIPPI VALLEY STATE (11/24/12)
	29		at Georgia (01/19/13)
	31		MCNEESE ST. (11/13/12)
	33		at Marquette (12/22/12)
	33		BETHUNE-COOKMAN (01/05/13)
ASSISTS	1		MCNEESE ST. (11/13/12)
	4		BETHUNE-COOKMAN (01/05/13)
	7		UC SANTA BARBARA (11/09/12)
	7		MISSISSIPPI VALLEY STATE (11/24/12)
	7		at Kentucky (1/26/13)
	7		MISSOURI (01/30/13)
	4		HOUSTON BAPTIST (12/28/12)
STEALS	4		FLORIDA (01/12/13)
	4		at Kentucky (1/26/13)
	5		at UC Irvine (12/18/12)

**LSU MEN'S BASKETBALL**  
**LSU Player High/Low Analysis (as of Feb 02, 2013)**  
**All games**

**LSU - INDIVIDUAL GAME HIGHS**

Points	25		COLEMAN, Shavon vs McNeese St. (11/13/12)
	22		COLEMAN, Shavon vs Northwestern State (11/20/12)
	21		O'BRYANT III, Johnny at Kentucky (1/26/13)
	21		HICKEY, Anthony vs Northwestern State (11/20/12)
	20		HICKEY, Anthony vs Missouri (01/30/13)
	20		STRINGER, Andre at Marquette (12/22/12)
Field Goals Made	10		COLEMAN, Shavon vs McNeese St. (11/13/12)
	9		HICKEY, Anthony vs Missouri (01/30/13)
	9		O'BRYANT III, Johnny at Kentucky (1/26/13)
	8		COLEMAN, Shavon vs Texas A&M (01/23/13)
	8		HICKEY, Anthony at Marquette (12/22/12)
	8		COLEMAN, Shavon vs Seton Hall (11/29/12)
	8		COLEMAN, Shavon vs Northwestern State (11/20/12)
	8		COLEMAN, Shavon vs Northwestern State (11/20/12)
Field Goal Att.	22		O'BRYANT III, Johnny at Kentucky (1/26/13)
	18		HICKEY, Anthony at Marquette (12/22/12)
	17		HICKEY, Anthony vs Missouri (01/30/13)
	17		HICKEY, Anthony vs South Carolina (01/16/13)
	17		O'BRYANT III, Johnny at Marquette (12/22/12)
FG Pct (min 7 made)	.667	(8-12)	COLEMAN, Shavon vs Northwestern State (11/20/12)
	.625	(10-16)	COLEMAN, Shavon vs McNeese St. (11/13/12)
	.571	(8-14)	COLEMAN, Shavon vs Seton Hall (11/29/12)
	.529	(9-17)	HICKEY, Anthony vs Missouri (01/30/13)
3-Point FG Made	6		STRINGER, Andre at Marquette (12/22/12)
	5		COLLINS, Corban at Boise State (12/14/12)
	4		STRINGER, Andre vs Missouri (01/30/13)
	4		HICKEY, Anthony at Kentucky (1/26/13)
	4		HICKEY, Anthony vs South Carolina (01/16/13)
	4		CARMOUCHE, Charles at Auburn (01-09-13)
	4		STRINGER, Andre vs Chattanooga (12/11/12)
	4		STRINGER, Andre vs Chattanooga (12/11/12)
3-Point FG Att.	11		HICKEY, Anthony vs South Carolina (01/16/13)
	11		CARMOUCHE, Charles at Auburn (01-09-13)
	10		HICKEY, Anthony at Georgia (01/19/13)
	10		STRINGER, Andre at Marquette (12/22/12)
3-Pt FG Pct (min 3 made)	.800	(4-5)	STRINGER, Andre vs Missouri (01/30/13)
	.750	(3-4)	STRINGER, Andre at Kentucky (1/26/13)
	.625	(5-8)	COLLINS, Corban at Boise State (12/14/12)
	.600	(6-10)	STRINGER, Andre at Marquette (12/22/12)
	.600	(3-5)	CARMOUCHE, Charles vs South Carolina (01/16/13)
	.600	(3-5)	STRINGER, Andre vs Mississippi Valley State (11/24/12)
Free Throws Made	11		CARMOUCHE, Charles vs Northwestern State (11/20/12)
	8		COLEMAN, Shavon vs Bethune-Cookman (01/05/13)
	8		CARMOUCHE, Charles at Marquette (12/22/12)
	8		HICKEY, Anthony vs Northwestern State (11/20/12)
Free Throw Att.	15		CARMOUCHE, Charles vs Northwestern State (11/20/12)
	11		O'BRYANT III, Johnny vs Missouri (01/30/13)
	10		HICKEY, Anthony vs Northwestern State (11/20/12)
FT Pct (min 5 made)	1.000	(8-8)	COLEMAN, Shavon vs Bethune-Cookman (01/05/13)
	1.000	(6-6)	STRINGER, Andre vs Missouri (01/30/13)
	.889	(8-9)	CARMOUCHE, Charles at Marquette (12/22/12)
	.833	(5-6)	COLEMAN, Shavon vs Houston Baptist (12/28/12)
	.833	(5-6)	STRINGER, Andre vs Seton Hall (11/29/12)
Rebounds	14		O'BRYANT III, Johnny at Georgia (01/19/13)
	13		COLEMAN, Shavon vs Houston Baptist (12/28/12)

	13	O'BRYANT III, Johnny at UC Irvine (12/18/12)
	12	O'BRYANT III, Johnny at Mississippi State (02-02-13)
	12	O'BRYANT III, Johnny at Kentucky (1/26/13)
	12	COLEMAN, Shavon vs Bethune-Cookman (01/05/13)
Assists	10	CARMOUCHE, Charles at Marquette (12/22/12)
	7	CARMOUCHE, Charles at Kentucky (1/26/13)
	7	CARMOUCHE, Charles at Auburn (01-09-13)
	7	CARMOUCHE, Charles vs Seton Hall (11/29/12)
Steals	8	HICKEY, Anthony vs Texas A&M (01/23/13)
	7	HICKEY, Anthony vs UC Santa Barbara (11/09/12)
	6	HICKEY, Anthony vs Seton Hall (11/29/12)
	5	HICKEY, Anthony at Georgia (01/19/13)
	5	MORGAN, Malik vs Northwestern State (11/20/12)
	5	HICKEY, Anthony vs Northwestern State (11/20/12)
Blocked Shots	4	COLEMAN, Shavon vs Houston Baptist (12/28/12)
	4	DEL PIERO, Andrew vs Houston Baptist (12/28/12)
	3	DEL PIERO, Andrew vs Chattanooga (12/11/12)
	3	O'BRYANT III, Johnny vs Chattanooga (12/11/12)
	3	DEL PIERO, Andrew vs Mississippi Valley State (11/24/12)
Turnovers	6	O'BRYANT III, Johnny at Boise State (12/14/12)
	5	O'BRYANT III, Johnny vs Texas A&M (01/23/13)
	5	O'BRYANT III, Johnny at Georgia (01/19/13)
	5	HICKEY, Anthony vs South Carolina (01/16/13)
	5	STRINGER, Andre vs Bethune-Cookman (01/05/13)
	5	LUDWIG, Eddie vs Northwestern State (11/20/12)
Fouls	5	COLEMAN, Shavon at Mississippi State (02-02-13)
	5	O'BRYANT III, Johnny at Mississippi State (02-02-13)
	5	COLEMAN, Shavon at Georgia (01/19/13)
	5	MORGAN, Malik at Georgia (01/19/13)
	5	O'BRYANT III, Johnny vs South Carolina (01/16/13)
	5	O'BRYANT III, Johnny at Marquette (12/22/12)
	5	O'BRYANT III, Johnny at Boise State (12/14/12)
	5	O'BRYANT III, Johnny vs Northwestern State (11/20/12)

## 2012-13 LSU Men's Basketball Game Boxscores

### Game 1 -- LSU 77, UCSB 63

11/09/12 -- at Maravich Center (Baton Rouge, La.)

UCSB	FG-A	3FG-A	FT-A	REB	PF	PTS	A	TO	BLK	STL	MIN
WILLIAMS, Alan F	5-8	0-0	4-6	6	4	14	0	4	2	1	21
BROWN, Taran F	1-10	0-5	1-2	1	1	3	2	5	1	1	27
GARTH, Nate G	0-2	0-0	2-2	3	0	2	0	1	0	1	17
BOSWELL, Kyle G	6-9	3-6	2-4	1	2	17	0	1	0	0	27
THOMAS, Lewis G	1-3	0-1	0-0	6	3	2	1	6	0	0	19
DUNKLIN, Dalante	1-4	0-1	4-6	3	1	6	0	1	0	0	15
WALKER, Amahd	1-4	0-0	1-1	1	0	3	0	0	0	1	6
TAYLOR, T. J.	0-0	0-0	0-0	1	0	0	1	1	0	0	11
BREWE, Mitch	0-1	0-0	2-2	2	0	2	2	0	0	0	7
BRYSON, Michael	4-8	2-6	0-0	4	4	10	0	2	1	0	20
MOORE, Shawn	0-0	0-0	1-2	1	0	1	1	1	0	0	7
DaRe, Duke	0-0	0-0	2-2	4	3	2	0	1	0	0	12
BEELER, Sam	0-2	0-0	1-2	3	1	1	0	0	0	2	11
TEAM				5							
Totals	19-51	5-19	20-29	41	19	63	7	23	4	6	200

FG% 1st half	10-27	37.0%	2nd half:	9-24	37.5%	Game:	37.3%	DB
3FG% 1st half	4-13	30.8%	2nd half:	1-6	16.7%	Game:	26.3%	REB
FT% 1st half	8-12	66.7%	2nd half:	12-17	70.6%	Game:	69.0%	4

LSU	FG-A	3FG-A	FT-A	REB	PF	PTS	A	TO	BLK	STL	MIN
O'BRYANT III, J. F	6-10	1-3	0-1	8	1	13	0	1	0	1	11
LUDWIG, Eddie F	1-5	0-0	3-9	7	3	5	1	3	0	0	26
CARMOUCHE, C. G	6-10	2-5	2-2	4	2	16	1	1	1	2	23
COLLINS, Corban G	0-0	0-0	0-0	1	1	0	0	1	0	0	11
MORGAN, Malik G	4-7	1-3	1-2	6	3	10	2	1	1	3	23
HICKEY, Anthony	2-7	2-5	0-0	1	1	6	6	0	0	7	28
COURTNEY, Jalen	1-4	0-1	0-0	5	3	2	0	1	0	0	12
COLEMAN, Savon	3-8	0-0	0-4	4	1	6	2	1	2	3	28
STRINGER, Andre	3-8	2-6	1-1	1	0	9	2	1	0	0	13
HAMMINK, Shane	4-8	2-3	0-1	1	2	10	1	1	0	0	20
JACKSON, Dave	0-0	0-0	0-0	0	2	0	0	1	0	0	1
WILLIAMS, Mychal	0-0	0-0	0-0	0	0	0	0	0	0	0	1
BADEAUX, Joshua	0-0	0-0	0-0	0	0	0	0	0	0	0	1
DEL PIERO, Andrew	0-0	0-0	0-0	0	1	0	0	1	0	0	2
TEAM				2							
Totals	30-67	10-26	7-20	40	20	77	15	13	4	16	200

FG% 1st half	17-34	50.0%	2nd half:	13-33	39.4%	Game:	44.8%	DB
3FG% 1st half	5-12	41.7%	2nd half:	5-14	35.7%	Game:	38.5%	REB
FT% 1st half	2-11	18.2%	2nd half:	5-9	55.6%	Game:	35.0%	6

Officials: Tony Greene, Tony Henderson, Vladimir Voyard-Tadal  
Attendance: 6,966

UC Santa Barbara	32	31	63
LSU	41	36	77

### Game 2 -- LSU 73, McNeese State 48

11/13/12 -- at Maravich Center (Baton Rouge, La.)

MCNEESE	FG-A	3FG-A	FT-A	REB	PF	PTS	A	TO	BLK	STL	MIN
FIELDS, Adrian F	0-7	0-4	2-2	4	4	2	0	2	0	1	22
GUIDRY, Desharick F	2-9	0-1	3-3	6	3	7	0	4	1	3	21
MITCHELL, Jeremie G	0-6	0-3	4-6	1	2	4	0	2	0	2	29
CANNON, Dontae G	4-10	0-1	0-2	1	0	8	0	1	0	1	31
HARDY, Kevin G	7-13	0-1	4-5	4	3	18	1	3	4	3	35
JOHNSON, Shaun	0-1	0-1	0-0	1	1	0	0	0	0	1	10
WELLS, Jordan	1-4	0-1	3-3	1	3	5	0	2	1	0	18
REGIS, Brandon	0-0	0-0	0-0	2	0	0	0	1	0	2	6
LEWIS, Austin	2-4	0-0	0-0	3	2	4	0	1	2	1	16
KPAN, Pete	0-0	0-0	0-2	2	1	0	0	2	0	0	12
TEAM				6							
Totals	16-54	0-12	16-23	31	19	48	1	18	8	14	200

FG% 1st half	8-24	33.3%	2nd half:	8-30	26.7%	Game:	29.6%	DB
3FG% 1st half	0-4	0.0%	2nd half:	0-8	0.0%	Game:	0.0%	REB
FT% 1st half	6-9	66.7%	2nd half:	10-14	71.4%	Game:	69.6%	2

LSU	FG-A	3FG-A	FT-A	REB	PF	PTS	A	TO	BLK	STL	MIN
COLEMAN, Savon F	10-16	2-3	3-6	10	3	25	1	2	2	1	31
LUDWIG, Eddie F	1-2	0-0	2-4	3	3	4	2	2	0	2	19
CARMOUCHE, C. G	1-6	1-3	0-0	2	1	3	1	1	0	2	19
HICKEY, Anthony G	3-7	3-7	0-0	4	1	9	6	1	0	1	23
MORGAN, Malik G	2-4	0-1	0-1	5	2	4	3	2	1	0	20
COURTNEY, Jalen	1-1	0-0	3-3	7	2	5	1	3	0	0	17
COLLINS, Corban	2-7	0-1	0-0	3	1	4	1	4	0	1	17
STRINGER, Andre	2-6	2-5	0-0	0	4	6	1	1	1	0	18
HAMMINK, Shane	2-3	1-2	1-2	4	1	6	2	0	0	0	19
JACKSON, Dave	0-0	0-0	0-0	0	0	0	0	0	0	1	3
WILLIAMS, Mychal	0-0	0-0	0-0	0	0	0	0	0	0	1	3
BADEAUX, Joshua	0-1	0-0	0-0	1	1	0	0	0	0	0	3
DEL PIERO, Andrew	2-6	0-0	3-6	4	1	7	0	2	1	1	8
TEAM				7							
Totals	26-59	9-22	12-22	50	20	73	18	19	5	10	200

Officials: Anthony Jordan, Ron Groover, Keith Kimble  
Attendance: 6776

McNeese	22	26	48
LSU	38	35	73

### Game 3 -- LSU 102, Northwestern State 95

11/20/12 -- at Maravich Center (Baton Rouge, La.)

NORTHWESTERN ST.	FG-A	3FG-A	FT-A	REB	PF	PTS	A	TO	BLK	STL	MIN
HULBIN, James F	9-12	3-4	8-12	6	4	29	1	2	0	1	27
FRAZIER, Marvin C	0-4	0-1	0-0	3	4	0	0	0	0	2	0
DAVIS, Shamir G	2-7	0-2	3-4	2	5	7	1	4	0	3	28
WEST, Jalen G	3-9	2-4	6-6	6	5	14	2	4	0	3	26
ROBERSON, Gary G	2-3	0-1	0-0	1	2	4	1	2	0	0	17
ROBINSON, Patrick	0-1	0-0	0-0	1	5	0	0	1	0	1	14
KILLIAN, Matt	0-0	0-0	0-0	0	1	0	0	0	0	0	0+
WHITE, Brison	3-7	1-2	1-2	1	2	8	4	0	1	2	22
HICKS, DeQuan	12-18	0-0	4-5	7	4	28	1	4	0	2	27
EVANS, O. J.	1-2	0-0	1-2	4	0	3	0	3	0	0	12
STEWART, Gary	0-2	0-2	2-4	2	2	2	1	1	0	0	15
TEAM				2							
Totals	32-65	6-16	25-35	35	34	95	11	21	3	12	200

FG% 1st half	11-27	40.7%	2nd half:	21-38	55.3%	Game:	49.2%	DB
3FG% 1st half	1-4	25.0%	2nd half:	5-12	41.7%	Game:	37.5%	REB
FT% 1st half	15-21	71.4%	2nd half:	10-14	71.4%	Game:	25.35%	3

LSU	FG-A	3FG-A	FT-A	REB	PF	PTS	A	TO	BLK	STL	MIN
O'BRYANT III, J. F	6-11	0-1	1-3	6	5	13	1	2	0	0	19
LUDWIG, Eddie F	1-3	0-0	2-4	7	4	4	0	5	0	0	22
CARMOUCHE, C. G	3-5	2-4	11-15	3	1	19	4	2	0	3	29
HICKEY, Anthony G	5-13	3-7	8-10	7	3	21	6	4	0	5	34
MORGAN, Malik G	3-9	0-4	0-3	4	2	6	2	1	0	5	21
COLLINS, Corban	1-1	0-0	1-2	0	2	3	1	0	0	0	6
COLEMAN, Savon	8-12	2-3	4-8	7	4	22	0	2	0	0	28
STRINGER, Andre	3-7	2-4	1-4	3	1	9	1	2	0	1	20
HAMMINK, Shane	0-3	0-2	1-2	3	2	1	1	2	0	0	15
DEL PIERO, Andrew	2-2	0-0	0-0	2	4	4	0	1	1	0	6
TEAM				6							
Totals	32-66	9-25	29-51	48	28	102	16	21	1	14	200

FG% 1st half	19-38	50.0%	2nd half:	13-28	46.4%	Game:	48.5%	DB
3FG% 1st half	7-16	43.8%	2nd half:	2-9	22.2%	Game:	36.0%	REB
FT% 1st half	7-13	53.8%	2nd half:	22-38	57.9%	Game:	56.9%	1,3

Officials: Antinio Petty, Lee Cassell, Earnie Pheal  
Attendance: 7018

### Game 4 -- LSU 75, Mississippi Valley State 50

11/24/12 -- at Maravich Center (Baton Rouge, La.)

MISSISSIPPI VALLEY	FG-A	3FG-A	FT-A	REB	PF	PTS	A	TO	BLK	STL	MIN
RALLING, Blake F	5-12	5-9	0-0	5	3	15	1	2	0	2	36
FRANCIS, Julius C	4-10	1-1	0-0	3	3	9	1	3	0	0	25
USHER, Davon G	6-17	3-7	1-5	6	0	16	0	3	0	2	36
SMITH, Matt G	0-2	0-0	2-4	6	3	2	1	1	1	1	21
MARSHALL, Darryl G	0-9	0-4	0-0	1	2	0	1	4	0	1	26
DOBBS, Cameron	1-4	1-3	1-2	0	3	4	0	0	0	0	18
SAMPLES, Cordarius	0-0	0-0	0-0	0	0	0	0	0	0	0	2
BRANDT, Nate	1-2	0-0	0-0	1	1	2	0	0	0	0	3
FRAMERY, Arthur	0-0	0-0	0-0	0	0	0	0	0	0	0	0
TOMLIN, Darius	0-4	0-1	2-4	2	1	2	3	4	0	2	23
HOLLEY, Montreal	0-0	0-0	0-0	1	2	0	0	0	0	2	9
TEAM				4							
Totals	17-60	10-25	6-15	29	18	50	7	17	1	10	200

FG% 1st half	9-30	30.0%	2nd half:	8-30	26.7%	Game:	28.3%	DB
3FG% 1st half	3-9	33.3%	2nd half:	7-16	43.8%	Game:	40.0%	REB
FT% 1st half	2-7	28.6%	2nd half:	4-8	50.0%	Game:	40.0%	4

LSU	FG-A	3FG-A	FT-A	REB	PF	PTS	A	TO	BLK	STL	MIN
O'BRYANT III, J. F	4-6	0-0	3-7	10	3	11	1	4	0	1	24
LUDWIG, Eddie F	0-5	0-0	0-0	2	1	0	0				

### Game 5 -- LSU 72, Seton Hall 67

11/29/12 -- at Maravich Center (Baton Rouge, La.)

SETON HALL	FG-A	3FG-A	FT-A	REB	PF	PTS	A	TO	BLK	STL	MIN
TEAGUE, Eugene C	5-10	0-0	4-6	6	2	14	0	5	1	0	36
MAAYAN, Tom G	0-0	0-0	0-1	4	2	0	4	5	0	2	26
COSBY, Aaron G	5-10	2-6	1-1	4	4	13	4	6	0	2	30
OLIVER, Brian G	4-8	3-6	2-2	7	3	13	0	5	0	0	22
EDWIN, Fuquan G	3-5	1-1	0-0	6	5	7	3	3	0	2	28
MOBLEY, Brandon	6-13	3-5	2-2	5	3	17	0	2	1	1	23
SMYTH, Kyle	1-2	1-2	0-0	1	1	3	0	0	1	2	23
KARLIS, Harals	0-1	0-1	0-0	0	0	0	0	0	0	0	8
GERAMIPOOR, Aaron	0-0	0-0	0-2	0	1	0	0	0	0	1	4
TEAM				2							
Totals	24-49	10-21	9-14	35	21	67	11	26	3	10	200

FG% 1st half	13-28	46.4%	2nd half:	11-21	52.4%	Game:	49.0%	DB
3FG% 1st half	4-10	40.0%	2nd half:	6-11	54.5%	Game:	47.6%	REB
FT% 1st half	5-5	100.0%	2nd half:	4-9	44.4%	Game:	64.3%	2

LSU	FG-A	3FG-A	FT-A	REB	PF	PTS	A	TO	BLK	STL	MIN
O'BRYANT III, J. F	5-11	0-0	3-5	11	2	13	1	2	1	0	33
HAMMINK, Shane F	1-2	0-1	1-3	2	0	3	0	1	0	0	6
DEL PIERO, Andre C	1-2	0-0	0-0	2	0	2	0	1	1	0	8
CARMOUCHE, C. G	2-6	0-4	4-4	4	4	8	7	3	0	4	25
HICKEY, Anthony G	3-12	1-6	3-5	5	3	10	2	1	0	6	38
COURTNEY, Jalen	0-1	0-0	0-0	0	1	0	0	0	0	0	5
COLLINS, Corban	0-1	0-0	0-0	0	0	0	0	1	0	0	3
COLEMAN, Shavon	8-14	0-1	2-4	6	1	18	1	3	2	3	32
STRINGER, Andre	2-10	1-6	5-6	2	1	10	2	2	0	2	34
MORGAN, Malik	3-4	2-2	0-0	2	2	8	0	1	0	1	16
TEAM				3							
Totals	25-63	4-20	18-27	37	14	72	13	15	4	16	200

FG% 1st half	11-34	32.4%	2nd half:	14-29	48.3%	Game:	39.7%	DB
3FG% 1st half	1-11	9.1%	2nd half:	3-9	33.3%	Game:	20.0%	REB
FT% 1st half	4-8	50.0%	2nd half:	14-19	73.7%	Game:	66.7%	3

Officials: Doug Shows, Joe Lindsay, Michael Stephens

Attendance: 7295

Seton Hall	35	32	67
LSU	27	45	72

### Game 6 -- LSU 80, Chattanooga 67

12/11/12 -- at Maravich Center (Baton Rouge, La.)

CHATTANOOGA	FG-A	3FG-A	FT-A	REB	PF	PTS	A	TO	BLK	STL	MIN
ZLOVARIC, Drazen F	1-7	0-0	0-0	3	4	2	1	0	0	0	21
MASON, Z.	8-14	3-6	3-4	6	1	22	2	0	1	1	29
WHITE, Ronrico G	6-12	3-5	2-2	2	1	17	1	2	0	1	28
MCGHEE, Gee G	3-9	3-5	1-4	3	0	10	5	4	0	1	28
JONES, Casey G	1-4	0-0	0-0	5	1	2	0	3	1	2	23
WATSON, Sam	0-0	0-0	0-0	4	3	0	0	1	1	0	14
BAREIKA, Martynas	2-4	0-0	0-1	1	1	4	0	1	0	1	11
BRAN, Alex	0-0	0-0	0-0	0	0	0	0	0	0	0	1
ROBERTSON, Eric	1-4	0-2	0-0	2	4	2	0	1	1	1	11
COBB, Farad	2-9	0-6	0-0	6	1	4	2	2	0	1	23
BRYANT, Jared	1-4	0-0	2-2	1	1	4	0	1	0	0	11
TEAM				6							
Totals	25-67	9-24	8-13	39	17	67	11	15	4	8	200

FG% 1st half	11-34	32.4%	2nd half:	14-33	42.4%	Game:	37.3%	DB
3FG% 1st half	5-13	38.5%	2nd half:	4-11	36.4%	Game:	37.5%	REB
FT% 1st half	3-4	75.0%	2nd half:	5-9	55.6%	Game:	61.5%	2

LSU	FG-A	3FG-A	FT-A	REB	PF	PTS	A	TO	BLK	STL	MIN
O'BRYANT III, J. F	7-14	1-1	3-6	10	2	18	1	4	3	1	28
DEL PIERO, Andre C	3-3	0-0	1-3	4	1	7	0	3	3	0	16
CARMOUCHE, C. G	3-4	1-1	2-3	3	2	9	3	3	0	2	14
STRINGER, Andre G	7-14	4-8	0-0	2	3	18	4	3	0	3	33
MORGAN, Malik G	2-7	1-4	2-4	8	2	7	2	1	0	4	29
COURTNEY, Jalen	0-1	0-0	0-0	1	1	0	0	0	0	0	6
COLLINS, Corban	4-10	2-4	1-2	3	0	11	3	1	0	0	24
COLEMAN, Shavon	3-7	0-0	2-2	8	1	8	1	1	1	1	25
HAMMINK, Shane	0-2	0-1	0-0	4	3	0	4	1	0	1	17
LUDWIG, Eddie	1-1	0-0	0-0	1	1	2	1	0	0	0	6
JACKSON, Dave	0-0	0-0	0-0	0	0	0	0	0	0	0	1
BADEAUX, Joshua	0-0	0-0	0-0	0	0	0	0	0	0	0	1
TEAM				2							
Totals	30-63	9-19	11-20	46	16	80	19	18	7	12	200

FG% 1st half	16-32	50.0%	2nd half:	14-21	45.2%	Game:	47.6%	DB
3FG% 1st half	5-11	45.5%	2nd half:	4-8	50.0%	Game:	47.4%	REB
FT% 1st half	5-9	55.6%	2nd half:	6-11	54.5%	Game:	55.0%	1,1

Officials: Doug Shows, Ted Valentine, Doug Sirmons

Attendance: 6760

Chattanooga	30	37	67
LSU	42	38	80

### Game 7 -- Boise State 89, LSU 70

12/14/12 -- at Boise, Idaho (Taco Bell Arena)

LSU	FG-A	3FG-A	FT-A	REB	PF	PTS	A	TO	BLK	STL	MIN
O'BRYANT III, J. F	6-8	0-0	3-4	5	5	15	0	6	1	0	22
DEL PIERO, Andre C	3-3	0-0	0-1	5	3	6	0	1	2	0	23
CARMOUCHE, C. G	1-6	0-4	1-2	2	1	3	5	1	1	3	20
STRINGER, Andre G	1-10	1-6	2-2	1	3	5	4	3	0	1	31
MORGAN, Malik G	2-3	2-3	0-0	1	4	6	3	1	1	1	21
HICKEY, Anthony	1-6	1-4	0-0	0	2	3	2	1	0	2	13
COURTNEY, Jalen	0-1	0-0	0-0	0	1	0	0	0	0	0	2
COLLINS, Corban	6-11	5-8	2-2	1	1	19	1	2	0	0	19
COLEMAN, Shavon	5-9	1-3	0-0	7	3	11	0	2	0	0	30
HAMMINK, Shane	1-2	0-1	0-0	3	3	2	1	3	0	1	19
TEAM				2							
Totals	26-59	10-29	8-11	27	26	70	16	20	5	8	200

FG% 1st half	12-28	42.9%	2nd half:	14-31	45.2%	Game:	44.1%	DB
3FG% 1st half	5-15	33.3%	2nd half:	5-14	35.7%	Game:	34.5%	REB
FT% 1st half	1-2	50.0%	2nd half:	7-9	77.8%	Game:	72.7%	2

BOISE STATE	FG-A	3FG-A	FT-A	REB	PF	PTS	A	TO	BLK	STL	MIN
WATKINS, Ryan F	5-11	0-0	2-2	17	3	12	0	1	0	2	29
MARKS, Derrick G	5-13	1-1	12-12	6	2	23	6	4	0	4	36
DRMIC, Anthony G	12-18	6-10	4-8	3	3	34	0	2	1	1	34
ELORRIAGA, Jeff G	2-6	1-5	1-2	4	2	6	2	1	0	4	36
HADZIOMEROVIC, I. G	2-4	0-1	1-4	6	3	5	5	4	0	1	34
THOMPSON, Mikey	0-2	0-0	0-0	2	0	0	0	2	0	0	9
HANSTAD, Joe	0-0	0-0	0-0	0	0	0	0	0	0	0	1
BROPLEH, Thomas	1-4	0-2	1-1	0	0	3	0	0	1	0	10
HAMILTON, Darrious	0-1	0-0	0-0	3	0	0	0	1	0	0	1
BUCKNER, Kenny	2-4	0-0	2-2	1	2	6	0	2	0	1	10
TEAM				2							
Totals	29-63	8-19	23-31	44	15	89	13	17	2	13	200

FG% 1st half	15-34	44.1%	2nd half:	14-29	48.3%	Game:	46.0%	DB
3FG% 1st half	4-10	40.0%	2nd half:	4-9	44.4%	Game:	42.1%	REB
FT% 1st half	9-11	81.8%	2nd half:	14-20	70.0%	Game:	74.2%	5

Officials: Scott Thornley, David Hall, Kelly Self

Attendance: 11,210

LSU	30	40	70
Boise State	43	46	89

### Game 8 -- LSU 66, UCI 60

12/18/12 -- at Irvine, Calif. (Bren Events Center)

LSU	FG-A	3FG-A	FT-A	REB	PF	PTS	A	TO	BLK	STL	MIN
O'BRYANT III, J. F	4-12	0-1	1-2	13	2	9	2	4	1	0	34
DEL PIERO, Andre C	0-0	0-0	0-0	3	0	0	0	1	2	0	10
CARMOUCHE, C. G	2-11	1-7	2-4	3	3	7	3	2	0	0	29
STRINGER, Andre G	7-14	3-8	2-3	0	0	19	2	0	0	0	32
COLLINS, Corban G	2-5	2-2	0-0	1	0	6	0	0	0	0	18
HICKEY, Anthony	4-7	2-5	0-1	3	2	10	2	0	0	2	21
COLEMAN, Shavon	6-15	0-2	1-2	11	2	13	2	1	0	4	32
HAMMINK, Shane	1-3	0-2	0-0	3	2						

## Game 9 -- Marquette 84, LSU 80

12/22/12 -- at Milwaukee, Wisc. (BMO Harris Bradley Center)

LSU	FG-A	3FG-A	FT-A	REB	PF	PTS	A	TO	BLK	STL	MIN
O'BRYANT III, J. F	7-17	0-0	0-0	5	5	14	3	1	0	0	32
DEL PIERO, Andre C	1-2	0-0	0-0	3	1	2	0	0	0	0	8
CARMOUCHE, C. G	3-8	1-3	8-9	4	2	15	10	4	0	3	32
STRINGER, Andre G	6-12	6-10	2-2	2	3	20	2	2	0	3	34
COLLINS, Corban G	0-0	0-0	0-0	0	0	0	0	1	0	1	8
HICKEY, Anthony	8-18	2-8	0-0	7	4	18	3	1	0	2	32
COLEMAN, Shavon	4-8	1-3	2-2	6	4	11	0	3	2	1	37
HAMMINK, Shane	0-2	0-1	0-0	1	0	0	0	1	0	1	11
LUDWIG, Eddie	0-0	0-0	0-0	0	2	0	0	1	0	0	2
MOGAN, Malik	0-1	0-1	0-0	0	0	0	0	0	0	0	4
TEAM				4							
Totals	29-68	10-26	12-13	32	21	80	18	14	2	11	200

FG% 1st half	12-36	33.3%	2nd half:	17-32	53.1%	Game:	42.6%	DB
3FG% 1st half	5-16	31.3%	2nd half:	5-10	50.0%	Game:	38.5%	REB
FT% 1st half	4-4	100.0%	2nd half:	8-9	88.9%	Game:	92.3%	2

MARQUETTE	FG-A	3FG-A	FT-A	REB	PF	PTS	A	TO	BLK	STL	MIN
ANDERSON, Juan F	0-2	0-1	0-0	3	0	0	1	0	0	0	12
OTULE, Chris C	1-2	0-0	2-2	7	2	4	0	0	0	0	19
CADDOGAN, Junior G	5-10	1-4	4-4	4	2	17	6	4	0	0	32
BLUE, Vander G	6-11	1-4	4-5	2	2	17	2	4	0	0	32
LOCKETT, Trent G	2-4	1-4	4-5	2	2	17	2	4	0	0	32
WILSON, Jamil	4-10	2-4	1-1	5	3	11	1	2	0	0	27
MAYO, Todd	0-4	0-4	2-2	0	1	2	1	1	0	2	12
WILSON, Derrick	2-2	0-0	0-0	0	0	4	0	0	0	0	8
THOMAS, Jake	1-4	1-4	0-0	1	0	3	3	1	0	1	10
TAYLOR, JR., Steve	0-0	0-0	0-0	0	0	0	0	0	0	0	2
GARDNER, Davante	5-6	0-0	9-9	3	3	19	0	1	0	5	21
TEAM				2							
Totals	27-55	6-22	24-25	33	16	84	15	16	0	9	200

FG% 1st half	17-33	51.5%	2nd half:	10-22	45.5%	Game:	49.1%	DB
3FG% 1st half	2-12	16.7%	2nd half:	4-10	40.0%	Game:	27.3%	REB
FT% 1st half	9-9	100.0%	2nd half:	15-16	93.8%	Game:	96.0%	2

Officials: John Cahill, Michael Stephens, Tim Clougherty

Attendance: 14,309

LSU	33	47	80
Marquette	45	39	84
---			

## Game 10 -- LSU 75, Houston Baptist 58

12/28/12 -- at Maravich Center (Baton Rouge, La.)

HOUSTON BAPTIST	FG-A	3FG-A	FT-A	REB	PF	PTS	A	TO	BLK	STL	MIN
BERNARDI, ART F	2-14	0-2	0-0	1	2	4	0	0	2	0	14
SMITH, Marcel G	1-5	0-1	0-0	1	1	2	0	0	1	2	22
RUSSELL, Tyler G	5-13	0-1	5-6	1	1	15	4	2	1	1	34
WOMACK, Dauson G	2-6	0-0	1-2	8	4	5	1	1	1	0	25
CRAYTON, Caleb G	5-8	0-0	1-2	8	2	11	0	2	0	1	28
HARPER, James	2-5	0-2	0-0	1	3	4	0	1	1	0	8
THOMAS, Lamar	2-3	0-0	0-0	0	2	4	0	1	0	0	10
HILL, Anthony	0-3	0-1	0-0	0	1	0	1	1	0	0	12
LEWIS, Rob	0-2	0-0	4-4	2	2	4	0	2	0	1	13
TURNER, Mike	0-1	0-1	0-0	0	0	0	0	0	0	0	2
BOWDEN Dewayne	0-0	0-0	0-0	0	0	0	0	0	0	0	1
GALES, Spenser	0-2	0-0	1-2	4	1	1	1	2	1	0	14
JOYCE, Cody	3-4	0-0	2-3	7	2	8	0	0	1	0	17
TEAM				6							
Totals	22-66	0-8	14-19	39	21	58	9	12	7	4	200

FG% 1st half	9-34	26.5%	2nd half:	13-32	40.6%	Game:	33.3%	DB
3FG% 1st half	0-3	0.0%	2nd half:	0-5	0.0%	Game:	0.0%	REB
FT% 1st half	7-12	58.3%	2nd half:	7-7	100.0%	Game:	73.7%	2

LSU	FG-A	3FG-A	FT-A	REB	PF	PTS	A	TO	BLK	STL	MIN
COLEMAN, Shavon F	3-10	0-1	5-6	13	0	11	2	0	4	3	19
DEL PIERO, Andrew C	3-5	0-0	3-5	2	1	9	0	2	4	0	16
CARMOUCHE, C. G	4-6	1-2	0-0	4	2	9	2	1	1	2	14
COLLINS, Corban G	1-6	1-4	2-2	5	2	5	5	3	1	1	29
STRINGER, Andre G	5-10	1-3	0-0	2	2	11	2	3	0	1	31
COURTNEY, Jalen	5-9	0-0	1-2	7	4	11	0	0	2	0	23
HAMMINK, Shane	0-0	0-0	1-2	3	2	1	3	2	0	0	13
LUDWIG, Eddie	3-7	0-0	3-5	4	2	9	1	3	0	1	22
MORGAN, Malik	2-6	2-3	3-4	4	1	9	0	1	1	1	29
WILLIAMS, Mychal	0-1	0-0	0-0	1	1	0	0	0	0	0	2
BADEAUX, Joshua	0-0	0-0	0-0	0	0	0	0	0	0	0	2
TEAM				3							
Totals	26-60	5-13	18-26	48	17	75	15	15	13	9	200

FG% 1st half	12-29	41.4%	2nd half:	14-31	45.2%	Game:	43.3%	DB
3FG% 1st half	4-8	50.0%	2nd half:	1-5	20.0%	Game:	38.5%	REB
FT% 1st half	8-13	61.5%	2nd half:	10-13	76.9%	Game:	69.2%	2

Officials: Michael Roberts, Ron Groover, Glenn Tuitt

Attendance: 7032

Houston Baptist	25	33	58
LSU	36	39	75

## Game 11 -- LSU 79 Bethune Cookman 63

1/5/13 -- at Maravich Center (Baton Rouge, La.)

BETHUNE COOKMAN	FG-A	3FG-A	FT-A	REB	PF	PTS	A	TO	BLK	STL	MIN
COLEMAN, Adrien F	9-16	0-0	6-11	7	4	24	1	4	0	0	37
SMITH, Alex F	4-7	0-0	2-4	10	3	10	0	1	7	6	30
SCOTLAND, Paul G	3-7	1-2	2-2	6	1	9	1	1	0	1	30
JOHNSON, Ricky G	1-5	1-2	2-2	3	4	5	1	5	0	1	30
STEWART, Brandon G	0-3	0-1	0-0	1	1	0	0	1	0	0	11
JACKSON, Malik	0-0	0-0	0-0	0	0	0	0	0	0	0	1
BRYANT, Javoris	1-6	0-0	5-5	3	2	7	1	0	0	2	23
MACK, Marc	1-3	0-0	0-0	1	1	2	0	1	0	0	9
DUKES, Kevin	2-10	2-8	0-0	1	1	6	0	1	0	2	29
TEAM				1							
Totals	21-57	4-13	17-24	33	18	63	4	15	7	12	200

FG% 1st half	6-25	24.0%	2nd half:	15-32	46.9%	Game:	36.8%	DB
3FG% 1st half	1-3	33.3%	2nd half:	3-10	30.0%	Game:	30.8%	REB
FT% 1st half	17-19	89.5%	2nd half:	0-5	0.0%	Game:	70.8%	2

LSU	FG-A	3FG-A	FT-A	REB	PF	PTS	A	TO	BLK	STL	MIN
COLEMAN, Shavon F	3-6	0-0	8-8	12	3	14	1	2	0	1	36
DEL PIERO, Andrew C	5-10	0-0	0-0	3	1	10	0	0	2	0	21
CARMOUCHE, C. G	6-10	3-7	2-2	7	4	17	5	4	0	4	25
COLLINS, Corban G	0-1	0-0	1-2	3	1	1	2	2	0	0	12
STRINGER, Andre G	3-6	2-3	0-0	3	2	8	3	5	0	0	34
HICKEY, Anthony	6-11	2-7	0-2	2	2	14	3	1	0	4	28
O'BRYANT III, Johnny	1-3	0-0	0-0	0	1	2	0	1	0	0	5
COURTNEY, Jalen	2-3	0-0	1-3	3	0	5	1	0	1	1	14
HAMMINK, Shane	1-3	0-1	0-0	1	1	2	2	1	1	0	16
LUDWIG, Eddie	3-3	0-0	0-0	1	0	6	0	0	0	0	4
MORGAN, Malik	0-1	0-1	0-0	0	2	0	1	0	1	0	5
TEAM				3							
Totals	30-57	7-19	12-17	38	17	79	18	16	5	10	200

FG% 1st half	16-27	59.3%	2nd half:	14-30	46.7%	Game:	52.6%	DB
3FG% 1st half	3-8	37.5%	2nd half:	4-11	36.4%	Game:	36.8%	REB
FT% 1st half	3-5	60.0%	2nd half:	9-12	75.0%	Game:	70.6%	2

Officials: Mike Nance, Ron Groover, Lee Cassell

Technical Fouls: BC -- Johnson, Stewart; TEAM. LSU -- Carmouche

Attendance: 6462

Bethune Cookman	30	33	63
LSU	38	41	79
---			

## Game 12 -- Auburn 68, LSU 63

1/9/13 -- at Auburn Arena, Auburn, Ala.

LSU	FG-A	3FG-A	FT-A	REB	PF	PTS	A	TO	BLK	STL	MIN
O'BRYANT III, J. F	3-8	0-1	0-0	7	4	6	0	4	1	0	25
DEL PIERO, Andrew C	2-4	0-0	0-0	6	1	4	1	0	2	0	13
CARMOUCHE, C. G	5-16	4-11	1-3	6	3	15	7	3	0	1	32
STRINGER, Andre G	5-11	3-6	0-0	1	2	13					

### Game 13 -- Florida 74, LSU 52

1/12/13 -- at Maravich Center (Baton Rouge, La.)

FLORIDA	FG-A	3FG-A	FT-A	REB	PF	PTS	A	TO	BLK	STL	MIN
PRATHER, Casey F	3-5	0-0	0-0	2	0	6	1	0	0	0	13
MURPHY, Erik F	5-13	2-7	0-0	7	5	12	3	2	1	1	24
YOUNG, Patric C	5-9	0-0	4-8	7	2	14	1	3	0	0	30
BOYNTON, Kenny G	7-13	4-8	2-4	7	3	20	2	1	0	1	35
WILBEKIN, Scottie G	3-10	1-3	0-0	5	1	7	3	2	0	2	36
GRAHAM, Dillon	0-2	0-1	0-0	1	0	0	0	0	0	0	6
YEGUETE, Will	4-6	0-1	2-3	13	1	10	0	2	0	0	25
FRAZIER II, Michael	1-5	1-3	2-2	7	3	5	3	1	0	0	31
TEAM				4							
Totals	28-63	8-23	10-17	53	15	74	13	11	1	4	200

FG% 1st half	12-33	36.4%	2nd half:	16-30	53.3%	Game:	44.4%	DB
3FG% 1st half	3-12	25.0%	2nd half:	5-11	45.5%	Game:	34.8%	REB
FT% 1st half	2-7	28.6%	2nd half:	8-10	80.0%	Game:	58.8%	2

LSU	FG-A	3FG-A	FT-A	REB	PF	PTS	A	TO	BLK	STL	MIN
O'BRYANT III, J. F	1-8	0-1	0-0	5	2	2	1	1	0	0	14
DEL PIERO, Andrew C	3-7	0-0	1-3	5	2	7	0	0	0	0	33
CARMOUCHE, C. G	1-6	1-5	0-0	6	4	3	2	1	0	0	28
HICKEY, Anthony G	6-12	3-8	0-0	3	3	15	4	0	1	4	29
STRINGER, Andre G	3-9	0-2	0-0	2	3	6	3	3	0	0	31
COURTNEY, Jalen	0-1	0-0	1-2	2	1	1	0	1	0	0	11
COLLINS, Corban	0-0	0-0	1-2	1	0	1	0	0	0	0	4
COLEMAN, Shavon	5-13	1-4	0-0	5	0	11	1	1	2	0	23
HAMMINK, Shane	0-1	0-0	0-0	0	0	0	0	0	0	0	2
MORGAN, Malik	2-8	1-4	1-3	5	2	6	0	0	2	3	25
TEAM				0							
Totals	21-65	6-24	4-10	34	17	52	11	8	5	7	200

FG% 1st half	8-27	29.6%	2nd half:	13-38	34.2%	Game:	32.3%	DB
3FG% 1st half	2-9	22.2%	2nd half:	4-15	26.7%	Game:	25.0%	REB
FT% 1st half	2-6	33.3%	2nd half:	2-4	50.0%	Game:	40.0%	3

Officials: Mike Kitts, John Hampton, Steven Anderson  
Attendance: 9964

Florida	29	45	74
LSU	20	32	52
---			

### Game 14 -- South Carolina 82, LSU 73 (OT)

1/16/13 -- at Maravich Center (Baton Rouge, La.)

SOUTH CAROLINA	FG-A	3FG-A	FT-A	REB	PF	PTS	A	TO	BLK	STL	MIN
CHATKEVICIUS, L. F	3-4	0-0	0-0	2	2	6	1	1	1	0	12
RICHARDSON, B. G	0-0	0-0	0-0	0	0	0	0	0	0	0	2
SMITH, Eric G	1-5	0-1	3-4	0	0	5	1	2	0	1	36
ELLINGTON, Bruce G	3-12	0-2	1-4	2	1	7	1	3	1	3	38
JACKSON, Lakeem G	5-6	0-0	1-2	11	0	11	4	1	0	1	38
WILLIAMS, Brenton	3-13	1-7	9-10	1	3	16	2	4	0	1	36
CARRERA, Michael	7-10	0-1	9-10	10	4	23	0	1	0	0	24
KACINAS, Mindaugas	1-3	0-2	1-2	2	2	3	0	1	0	0	16
LEONARD, Damien	0-1	0-0	0-0	0	0	0	0	0	0	0	2
SLAWSON, R. J.	3-4	1-1	4-5	5	4	11	0	1	0	0	21
TEAM				3							
Totals	26-58	2-14	28-37	36	16	82	9	15	2	6	225

FG% 1st half	12-28	42.9%	2nd half:	12-26	46.2%	OT: 2-4	50.0%	Gm: 44.4%	DB
3FG% 1st half	2-9	22.2%	2nd half:	0-4	0.0%	OT: 0-1	0.0%	Gm: 34.8%	REB
FT% 1st half	9-12	75.0%	2nd half:	10-15	66.7%	OT: 9-10	90.0%	Gm: 58.8%	2

LSU	FG-A	3FG-A	FT-A	REB	PF	PTS	A	TO	BLK	STL	MIN
O'BRYANT III, J. F	4-9	0-1	1-2	6	5	9	0	4	1	1	23
DEL PIERO, Andrew C	1-3	0-0	5-7	5	1	7	1	1	0	1	29
CARMOUCHE, C. G	3-6	3-5	4-4	1	4	13	5	2	0	2	37
HICKEY, Anthony G	7-17	4-11	0-0	7	4	18	4	5	0	2	35
STRINGER, Andre G	4-13	0-5	1-1	2	4	9	1	1	0	1	29
COURTNEY, Jalen	1-2	0-0	0-0	4	2	2	0	3	0	0	17
COLLINS, Corban	1-2	0-0	0-0	0	0	2	0	4	0	0	7
COLEMAN, Shavon	2-5	0-0	2-2	7	4	6	0	1	1	0	21
MORGAN, Malik	3-7	1-5	0-0	5	2	7	4	0	1	2	27
TEAM				3							
Totals	26-64	8-27	13-16	40	26	73	15	22	3	9	225

FG% 1st half	11-25	44.0%	2nd half:	13-30	43.3%	OT: 2-9	22.2%	Gm: 40.6%	DB
3FG% 1st half	2-7	28.6%	2nd half:	6-14	42.9%	OT: 0-6	0.0%	Gm: 29.6%	REB
FT% 1st half	9-12	75.0%	2nd half:	4-4	100.0%	OT: 0-0	0.0%	Gm: 81.3%	1

Officials: Anthony Jordan, Pat Adams, Patrick Evans  
Attendance: 6654

South Carolina	35	34	13	82
LSU	33	36	4	73
---				

### Game 15 -- Georgia 67, LSU 58

1/19/13 -- at Stegeman Coliseum (Athens, Ga.)

LSU	FG-A	3FG-A	FT-A	REB	PF	PTS	A	TO	BLK	STL	MIN
O'BRYANT III, J. F	5-8	0-0	6-8	14	2	16	2	5	1	0	34
DEL PIERO, Andrew C	1-4	0-0	0-0	2	1	2	0	2	1	0	15
MORGAN, Malik G	3-5	1-2	4-6	4	5	11	0	1	0	3	30
STRINGER, Andre G	3-9	2-4	1-2	1	1	9	1	3	0	0	32
HICKEY, Anthony G	4-15	3-10	1-3	6	3	12	2	2	0	5	37
COURTNEY, Jalen	0-1	0-0	0-0	1	3	0	0	0	0	0	6
COLLINS, Corban	0-1	0-0	3-3	2	2	3	0	4	0	0	15
COLEMAN, Shavon	2-6	0-1	1-2	4	5	5	1	3	0	3	25
HAMMINK, Shane	0-1	0-0	0-0	1	1	0	0	1	0	0	6
TEAM				3							
Totals	18-50	6-17	16-24	38	23	58	6	21	2	11	200

FG% 1st half	10-25	40.0%	2nd half:	8-25	32.0%	Game:	36.0%	DB
3FG% 1st half	3-10	30.0%	2nd half:	3-7	42.9%	Game:	35.3%	REB
FT% 1st half	6-7	85.7%	2nd half:	10-17	58.8%	Game:	66.7%	4

GEORGIA	FG-A	3FG-A	FT-A	REB	PF	PTS	A	TO	BLK	STL	MIN
CALDWELL-POPE, K	*7-14	2-6	6-6	3	2	22	5	4	0	6	35
MANN, Charles *	1-6	0-1	3-5	4	1	5	5	4	0	1	22
WILLIAMS, Donte *	6-8	0-0	2-2	5	3	14	0	1	1	1	34
MORRIS, Brandon *	2-5	0-0	1-1	3	3	5	1	0	0	1	22
FLORVEUS, John *	3-3	0-0	0-1	4	3	6	0	1	0	0	15
DIXON, Tim	0-0	0-0	0-0	0	0	0	0	0	0	0	3
WILLIAMS, Vincent	1-2	1-2	2-3	0	0	5	1	0	0	1	19
GAINES, Kenny	0-1	0-0	0-0	0	1	0	0	0	0	0	5
BRANTLEY, Sherrard	1-2	0-1	1-2	1	0	3	1	1	0	0	19
DJURISIC, Nemanja	1-6	1-2	4-6	8	2	7	3	3	0	2	26
TEAM				1							
Totals	22-47	4-12	19-26	29	15	67	16	16	1	12	200

FG% 1st half	12-27	44.4%	2nd half:	10-20	50.0%	Game:	46.8%	DB
3FG% 1st half	2-6	33.3%	2nd half:	2-6	33.3%	Game:	33.3%	REB
FT% 1st half	7-10	70.0%	2nd half:	12-16	75.0%	Game:	73.1%	1

Officials: Doug Shows, James Barker Tim Gattis  
Attendance: 5,779

LSU	29	29	58
Georgia	33	34	67
---			

### Game 16 -- LSU 58, Texas A&M 54

1/23/13 -- at Maravich Center (Baton Rouge, La.)

TEXAS A&M	FG-A	3FG-A	FT-A	REB	PF	PTS	A	TO	BLK	STL	MIN
ROBERSON, K. f	3-5	0-0	1-2	5	2	7	1	2	0	1	25
TURNER, Ray f	4-6	0-0	1-3	2	2	9	1	2	1	1	24
REESE, J'Mychal g	1-5	0-0	0-1	7	1	2	1	6	0	0	29
HARRIS, Fabyon g	7-12	2-3	3-3	4	2	19	2	2	0	3	33
TURNER, Elston g	1-7	1-6	2-2	3	3	5	2	1	0	1	25
YOUNG, Andrew	1-2	0-0	0-0	7	1	2	1	2	1	1	16
GREEN, Jordan	0-2	0-1	0-0	2	0	0	1	5	0	0	10
CARUSO, Alex	2-4	2-3	2-2	2	4	8	3	4	0	0	24
JAHSN, Jarod	1-1	0-0	0-0	2	1	2	1	0	2	0	14
TEAM				4							
Totals	20-44	5-13	9-13	38	16	54	13	24	4	7	200

FG% 1st half	12-25	48.0%	2nd half:	8-19	42.1%	Game:	45.5%	DB
3FG% 1st half	3-7	42.9%	2nd half:</					

## Game 17 -- Kentucky 75, LSU 70

1/26/13 -- at Rupp Arena (Lexington, Ky.)

LSU	FG-A	3FG-A	FT-A	REB	PF	PTS	A	TO	BLK	STL	MIN
O'BRYANT III, J. F	9-22	1-1	2-2	12	3	21	2	4	0	0	39
DEL PIERO, Andrew C	0-2	0-0	0-0	0	1	0	0	0	1	0	4
CARMOUCHE, C. G	2-7	0-3	3-4	4	1	7	7	1	0	3	25
STRINGER, Andre G	5-7	3-4	0-0	1	2	13	1	2	0	0	30
HICKEY, Anthony G	5-10	4-7	1-3	0	4	15	1	0	0	3	30
COURTNEY, Jalen	0-1	0-0	0-0	0	1	0	0	0	0	0	4
COLEMAN, Shavon	2-9	0-4	4-4	2	4	8	1	2	1	1	33
HAMMINK, Shane	1-1	0-0	0-0	1	1	2	1	1	0	0	10
MORGAN, Malik	1-4	0-2	2-2	3	4	4	0	0	0	0	25
TEAM				3							
Totals	25-63	8-20	12-15	26	21	70	13	10	2	7	200

FG% 1st half	12-34	35.3%	2nd half:	13-29	44.8%	Game:	39.7%	DB
3FG% 1st half	4-12	33.3%	2nd half:	4-8	50.0%	Game:	40.0%	REB
FT% 1st half	3-4	75.0%	2nd half:	9-11	81.8%	Game:	80.0%	3,1

KENTUCKY	FG-A	3FG-A	FT-A	REB	PF	PTS	A	TO	BLK	STL	MIN
NOEL, Nerlens F	4-5	0-0	2-3	8	1	10	2	4	6	1	38
POYTHRESS, Alex F	6-9	0-0	8-10	12	3	20	0	1	0	1	30
GOODWIN, Archie G	5-12	0-1	5-9	5	3	15	2	4	0	1	37
HARROW, Ryan G	5-11	0-3	1-2	1	0	11	1	2	0	0	24
MAYS, Julius G	3-6	2-4	1-2	4	4	9	1	2	0	0	33
HOOD, Jon	0-0	0-0	0-0	0	0	0	0	0	0	1	1
POLSON, Jarrod	1-1	0-0	0-0	1	3	2	0	1	0	0	14
WILTJER, Kyle	3-8	0-3	2-2	3	1	8	1	2	0	0	23
TEAM				5							
Totals	27-52	2-11	19-28	39	15	75	7	16	6	4	200

FG% 1st half	19-33	57.6%	2nd half:	8-19	42.1%	Game:	51.9%	DB
3FG% 1st half	1-7	14.3%	2nd half:	1-4	25.0%	Game:	18.2%	REB
FT% 1st half	3-7	42.9%	2nd half:	16-21	76.2%	Game:	67.9%	5,1

Officials: Antinio Petty, Lee Cassell, Forrest Sigler  
Attendance: 24,248

LSU	31	39	70
Kentucky	42	33	75
---			

## Game 18 -- LSU 73, Missouri 70

1/30/13 -- at Maravich Center (Baton Rouge, La.)

MISSOURI	FG-A	3FG-A	FT-A	REB	PF	PTS	A	TO	BLK	STL	MIN
BOWERS, Laurence F	4-9	0-1	2-2	6	2	10	0	1	1	0	32
ORIAKHI, Alex F	0-2	0-0	1-2	3	4	1	0	0	0	1	16
PRESSEY, Phil G	9-21	1-9	6-6	4	2	25	5	3	0	4	39
WEBSTER-CHAN, G	1-4	1-2	0-0	3	1	3	1	1	0	1	23
BROWN, Jabari G	5-13	4-10	5-8	7	4	19	1	1	0	1	39
CRISWELL, Tony	2-6	0-0	1-2	9	3	5	0	1	0	0	22
ROSS, Earnest	2-6	1-3	2-2	5	2	7	0	1	1	1	19
JANKOVIC, Stefan	0-0	0-0	0-0	0	1	0	0	0	0	0	1
ROSBURG, Ryan	0-0	0-0	0-0	1	0	0	0	0	0	0	9
TEAM				1							
Totals	23-61	7-25	17-22	39	19	70	7	8	2	8	200

FG% 1st half	7-26	26.9%	2nd half:	16-35	45.7%	Game:	37.7%	DB
3FG% 1st half	3-11	27.3%	2nd half:	4-14	28.6%	Game:	28.0%	REB
FT% 1st half	9-14	64.3%	2nd half:	8-8	100.0%	Game:	77.3%	4,1

LSU	FG-A	3FG-A	FT-A	REB	PF	PTS	A	TO	BLK	STL	MIN
O'BRYANT III, J. F	4-9	0-0	6-11	11	3	14	3	3	1	1	38
DEL PIERO, Andrew C	0-0	0-0	0-2	0	1	0	0	0	0	0	4
CARMOUCHE, C. G	3-5	1-2	0-0	0	2	7	1	1	0	3	23
HICKEY, Anthony G	9-17	1-7	1-2	2	3	20	4	3	0	2	38
STRINGER, Andre G	4-6	4-5	6-6	5	3	18	2	2	0	0	39
COLEMAN, Shavon	4-4	0-0	1-4	4	2	9	0	2	0	0	37
HAMMINK, Shane	0-1	0-1	0-0	0	1	0	0	0	0	0	6
MORGAN, Malik	1-3	0-2	3-3	2	3	5	0	1	0	1	15
TEAM				2							
Totals	25-45	6-17	17-28	26	18	73	10	12	1	7	200

FG% 1st half	14-25	56.0%	2nd half:	11-20	55.0%	Game:	55.6%	DB
3FG% 1st half	4-11	36.4%	2nd half:	2-6	33.3%	Game:	35.3%	REB
FT% 1st half	7-10	70.0%	2nd half:	10-18	55.6%	Game:	60.7%	4

Officials: Joe Lindsay, Pat Adams, Lee Cassell  
Attendance: 8804

Missouri	26	44	70
LSU	39	34	73
--			

## Game 19 -- LSU 69, Mississippi State 68

2/2/13 -- at Humphrey Coliseum (Starkville, Miss.)

LSU	FG-A	3FG-A	FT-A	REB	PF	PTS	A	TO	BLK	STL	MIN
O'BRYANT III, J. F	4-9	0-0	4-4	12	5	12	2	3	2	2	32
COLEMAN, Shavon F	3-9	0-1	5-7	7	5	11	1	2	1	1	32
MORGAN, Malik G	3-8	1-4	0-0	4	3	7	1	0	0	2	23
STRINGER, Andre G	2-8	1-5	4-4	0	2	9	3	4	0	1	33
HICKEY, Anthony G	5-14	2-9	0-1	3	4	12	4	3	0	1	29
CARMOUCHE, Charles	4-8	0-4	2-2	7	1	10	3	2	0	3	26
COURTNEY, Jalen	2-2	0-0	0-0	1	1	4	0	0	0	0	9
COLLINS, Corban	1-2	0-1	0-0	0	0	2	0	1	0	1	4
HAMMINK, Shane	1-2	0-1	0-0	0	0	2	0	1	0	0	8
DEL PIERO, Andrew	0-1	0-0	0-0	2	0	0	1	0	0	0	4
TEAM				3							
Totals	25-63	4-25	15-18	39	21	69	15	17	3	11	200

FG% 1st half	9-33	27.3%	2nd half:	16-30	53.3%	Game:	39.7%	DB
3FG% 1st half	2-14	14.3%	2nd half:	2-11	18.2%	Game:	16.0%	REB
FT% 1st half	6-8	75.0%	2nd half:	9-10	90.0%	Game:	83.3%	1

MISS. STATE	FG-A	3FG-A	FT-A	REB	PF	PTS	A	TO	BLK	STL	MIN
BORCHERT, Colin F	4-9	2-3	0-3	6	2	10	2	5	2	2	29
WARE, Gavin F	6-8	0-0	2-3	7	2	14	1	2	0	0	29
STEELE, Jalen G	1-8	1-4	0-0	2	1	3	2	1	0	0	32
BLOODMAN, T. G	3-6	0-1	6-6	6	2	12	3	3	0	2	26
SWORD, Craig G	5-9	0-1	1-6	2	1	11	1	1	0	2	26
THOMAS, Fred	3-9	0-3	2-3	4	5	8	1	2	2	3	24
CUNNINGHAM, Tyson	0-1	0-0	0-0	2	0	0	2	0	1	2	12
JOHNSON, Roquez	4-4	0-0	2-6	6	4	10	1	3	1	0	22
TEAM				2							
Totals	26-54	3-12	13-27	37	17	68	13	17	6	11	200

FG% 1st half	16-28	57.1%	2nd half:	10-26	38.5%	Game:	48.1%	DB
3FG% 1st half	3-7	42.9%	2nd half:	0-5	0.0%	Game:	25.0%	REB
FT% 1st half	5-7	71.4%	2nd half:	8-20	40.0%	Game:	48.1%	6

Officials: Mike Thibodeaux, Bruce Benedict, Chuck Jones  
Attendance: 7667

LSU	26	43	69
Miss. State	40	28	68
---			