2016-17 BASKETBALL GAME NOTES

Ole Miss Athletics Communications | 908 All-American Dr. | University, MS 38677 | 662-915-7509
MBB Contact: Daniel Snowden | desnowde@olemiss.edu | 662-816-7511 (c)
Web: OleMissSports.com, OleMissHoops.com | **Twitter:** @OleMissSports, @OleMissMBB
Facebook: Facebook.com/OleMissSports, Facebook.com/OleMissMBB | **Blog:** OleMissSports.com/Blog

2016-17 SCHEDULE

Date	Opponent [TV]	Time/Result
11/3	MOREHOUSE (Ex.) [SECN+]	W, 90-66
11/11	TENNESSEE-MARTIN [SECN+]	W, 86-83
11/14	UMASS [SECN]	W, 90-88
11/18	vs. Oral Roberts^ [CBSSPORTS]	W, 95-88 (OT)
11/20	vs. Saint Joseph's^ [CBSSPORTS]	W, 81-68
11/21	vs. #12/18 Creighton^ [CBSS]	L, 86-77
11/24	MONTANA [SECN+]	W, 86-81
11/30	MIDDLE TENNESSEE [SECN+]	L, 77-62
12/3	MEMPHIS [SECN+]	W, 85-77
12/11	at Virginia Tech [ESPNU]	L, 80-75
12/15	MURRAY STATE [SECN+]	W, 78-73
12/19	BRADLEY [SECN]	W, 66-49
12/22	SOUTH ALABAMA [SECN]	W, 92-58
12/29	#8/8 KENTUCKY* [ESPN2]	L, 99-76
1/3	at No. 24/24 Florida* [ESPNU]	L, 70-63
1/7	at Auburn* [SECN]	W, 88-85
1/11	GEORGIA* [ESPNU]	L, 69-47
1/14	at RV/RV South Carolina* [ESPNU]	L, 67-56
1/17	TENNESSEE* [SECN]	W, 80-69
1/21	at Missouri* [SECN]	W, 75-71
1/25	TEXAS A&M* [ESPN2]	L, 80-76
1/28	No. 5/5 BAYLOR% [ESPN2]	L, 78-75
1/31	MISSISSIPPI STATE* [SECN]	W, 88-61
2/4	at Vanderbilt* [ESPNU]	2:00 p.m.
2/8	at Tennessee* [SECN]	5:30 p.m.
2/11	AUBURN* [SECN]	5:00 p.m.
2/14	LSU* [SECN]	8:00 p.m.
2/20	at Arkansas* [SECN]	5:00 p.m.
2/21	at Mississippi State* [ESPN2]	8:00 p.m.
2/25	MISSOURI* [SECN]	2:30 p.m.
3/1	at Alabama* [SECN]	7:30 p.m.
3/4	SOUTH CAROLINA* [SECN]	7:30 p.m.

* SEC Game | Ranking: AP/USA TODAY | All Times CT
^ Paradise Jam (St. Thomas, Virgin Islands)
% Big 12/SEC Challenge
$ SEC Tournament (Nashville, Tenn.)

Vanderbilt
COMMODORES
(11-11, 4-5 SEC)

Head Coach: Bryce Drew
Career: 134-60/6th
At Vandy: 10-11/1st

GAME 23
Date: Saturday, Feb. 4, 2017
Time: 2:00 p.m. CT
Location: Nashville, Tenn.
Arena: Memorial Gymnasium (14,326)
Television: ESPNU
Kevin Fitzgerald, play-by-play
Chris Spatola, analyst
Radio: Ole Miss Radio Network
David Kellum, play-by-play
Live Audio: OleMissSports.com
Live Video: WatchESPN.com
Series: Vanderbilt leads 75-44
In Nashville: VU leads 47-7
Streak: OM, W1
Last Meeting: OM, W 85-78 (2/6/16)

Ole Miss
REBELS
(13-9, 4-5 SEC)

Head Coach: Andy Kennedy
Career: 246-148/12th
At OM: 225-135/11th

TIP OFF

- Ole Miss heads to Nashville Saturday to face the Vanderbilt Commodores. The Rebels have won five of their last six games against the 'Dores.
- Head coach Andy Kennedy recently moved past former Kentucky coach Rick Pitino into 19th on the SEC career coaching victories list and now has 225 wins at Ole Miss.
- The Rebels have hit 44 of 48 (.917) attempts from the free thow line over the last two games and rank third in the SEC making 74.6 percent of their attempts this year.
- Senior F Sebastian Saiz recorded his 24th career double-double with 17 points and 11 boards in the win over MSU and now has 15 double-doubles this season, which leads the SEC and ranks fourth nationally. Saiz leads the SEC and ranks sixth in the nation pulling down 11.2 rebounds a game and is the only player in the SEC this season averaging a double-double. The league's active career rebounding leader, he recently moved past Elston Turner into fourth in Ole Miss history with 846 rebounds. Saiz has topped both 1,000 points and 800 boards in his career and is just the sixth player in Ole Miss history accomplish that feat.
- Senior F Sebastian Saiz needs just 54 rebounds to join Rebel great Murphy Holloway as the only two players in Ole Miss history with 1,000 points and 900 rebounds.
- Sophomore G Terence Davis earned SEC Player of the Week honors last week after his second straight double-double in the win at Mizzou with 18 points and 11 rebounds. He is averaging 16.8 points and 6.6 rebounds a game over his last five games and has increased his scoring this season 11.1 ppg over last year, which is the largest increase for any player in the SEC.
- Two Ole Miss signees - Devontae Shuler and Jamarko Pickett - were recently ranked four-star prospects in the latest release of the Rivals.com 150. Shuler was rated the No. 106 prospect in the nation, while Pickett checked in at No. 113. Pickett was also ranked the No. 93 player in the nation by ESPN.com
- Ole Miss boasts the 26th toughest strength of schedule this season according to the NCAA and the Rebels have played 12 teams ranked inside the RPI top 100, including nine inside the top 52.

OLE MISS STYLE GUIDE

NAME
Ole Miss (preferred)
University of Mississippi
~~Mississippi~~

NICKNAME
Rebels

COLORS
Cardinal Red (PMS 186)
Navy Blue (PMS 2767)

MASCOT

Rebel

PROJECTED OLE MISS STARTERS

F | 11 | SEBASTIAN SAIZ
6-9 | 240 | Sr. | Madrid, Spain

PTS	REB	BLK	STL	FG%	FT%
15.8	11.2	1.2	1.0	49.8	74.2

F | 5 | MARCANVIS HYMON
6-7 | 220 | Jr. | Memphis, Tenn.

PTS	REB	BLK	STL	FG%	FT%
3.5	4.3	1.3	0.8	50.9	40.0

G | 1 | DEANDRE BURNETT
6-2 | 192 | Jr. | Miami Gardens, Fla.

PTS	REB	AST	STL	FG%	FT%
16.9	2.1	3.3	1.1	35.0	88.7

G | 4 | BREEIN TYREE
6-2 | 192 | Fr. | Somerset, N.J.

PTS	REB	AST	STL	FG%	FT%
5.1	1.4	2.0	37.5	31.4	68.6

G | 3 | TERENCE DAVIS
6-4 | 201 | So. | Southaven, Miss.

PTS	REB	AST	STL	FG%	FT%
12.9	5.4	1.5	1.3	46.3	69.7

0 G

DONTE FITZPATRICK-DORSEY
6-4 | 191 | So. | Memphis, Tenn.

PTS	REB	AST	STL	FG%	FT%
1.5	1.2	0.5	0.3	38.1	91.7

LAST GAME: Scored 2 points in 2 minutes off the bench.
NOTES: Played in 21 games with one start as a freshman ... Shot 48.1 percent from the field (25-of-52) ... Collected season highs with 16 points and four assists in first career start at MSU (1/23).

1 G

DEANDRE BURNETT
6-2 | 192 | Jr. | Miami Gardens, Fla.

PTS	REB	AST	STL	FG%	FT%
16.9	2.1	3.3	1.1	35.0	88.7

LAST GAME: Scored 16 points and added 5 assists and 4 steals in a start.
NOTES: Scored 41 points and hit 9 3-pointers vs. ORU (11/18) ... 5th most points in a game this year ... Ranks 4th in SEC in FT% and scoring and 7th in 3s ... Made 25 consecutive free throws to start the season, the best in the NCAA.

2 G

CULLEN NEAL
6-4 | 191 | Jr. | Albuquerque, N.M.

PTS	REB	AST	STL	FG%	FT%
9.7	1.7	2.6	0.5	40.9	83.6

LAST GAME: Posted 2 rebounds and an assist in 12 minutes off the bench.
NOTES: Ranks 10th in SEC in 3s/g ... Scored a team-high 12 points and hit 3 of 3 from 3 vs. UT (1/17) ... Posted 11 points, 9 assists and no TOs vs. BU (12/22) ... Scored 21 in win over UMass (11/14) ... Graduated from UNM in three years.

3 G

TERENCE DAVIS
6-4 | 201 | So. | Southaven, Miss.

PTS	REB	AST	STL	FG%	FT%
12.9	5.4	1.5	1.3	46.3	69.7

LAST GAME: Posted 18 points, 5 rebounds and 4 assists in a start.
NOTES: Has 4 double-doubles this season ... SEC POW honors (1/23) ... Averaging 16.8 ppg and 6.6 rpg over last four game ... Posted back-to-back double vs. UT (1/17) and at Mizzou (1/21) ... Career-high 20 points vs. UT (1/17).

4 G

BREEIN TYREE
6-2 | 192 | Fr. | Somerset, N.J.

PTS	REB	AST	STL	FG%	FT%
5.1	1.4	2.0	37.5	31.4	68.6

LAST GAME: Scored a career-high 20 points, including 18 in 2H, in a start.
NOTES: Averaging 10.2 ppg over last five games ... Scored a career-high 20 points, including 18 in 2H, vs. BU (1/29) ... Posted 15 points and 6 assists vs. UT (1/17) ... Tore ACL in April and was cleared to play late in fall camp.

5 F



MARCANVIS HYMON
6-7 | 220 | Jr. | Memphis, Tenn.

PTS	REB	BLK	STL	FG%	FT%
3.5	4.3	1.3	0.8	50.9	40.0

LAST GAME: Posted 6 points and 5 boards in a start.
NOTES: Posted 8 points, 11 rebounds, 4 steals and 2 blocked shots vs. ORU (11/18) ... Posted 8 rebounds, 6 points and 4 blocked shots vs. UTM (11/11) ... A 52.1% career shooter from the field.

11 F

SEBASTIAN SAIZ
6-9 | 240 | Sr. | Madrid, Spain

PTS	REB	BLK	STL	FG%	FT%
15.8	11.2	1.2	1.0	49.8	74.2

LAST GAME: Recorded 15th double-double with 17 points, 11 rebounds.
NOTES: Career-high 26 points,12 boards vs. SJU (11/20) ... Had 22 points, career-high 19 rebounds vs. UMass (11/14) ... The SEC active career leader with 846 rebounds ... Leads SEC in rebouding and 8th in scoring ... 23 career double-doubles.

12 F

KARLIS SILINS
6-11 | 245 | Fr. | Riga, Latvia

PTS	REB	BLK	AST	FG%	FT%
0.5	0.6	0.1	0.0	33.3	50.0

LAST GAME: DNP
NOTES: Tore his left ACL in practice in December and will miss the remainder of the season ... A member of Lithuanian U-18 team ... Extensive international experience ... Averaged 14.8 points, 7.5 boards and 2.0 blocked shot a game for VEF Skola.

14 G

RASHEED BROOKS
6-5 | 201 | Sr. | Kalamazoo, Mich.

PTS	REB	AST	STL	FG%	FT%
8.0	2.7	1.8	0.9	38.0	94.1

LAST GAME: Scored 15 points and hit 3 3s in 23 minutes off the bench.
NOTES: Posted 15 points, 3 assists and 3 steals vs. UK (12/29) ... Scored a career-high 22 points and knocked down 4 3s vs. Creighton (11/21) ... Scored 11 points and grabbed season-high 7 rebounds vs. UMass (11/14).

24 G



LANE BELOW
6-1 | 190 | Jr. | Advance, Mo.

PTS	REB	AST	STL	FG%	FT%
1.0	-	-	-	50.0	-

LAST GAME: Saw action.
NOTES: Scored 2 points in first career action as a Rebel vs. BU (12/22) ... Played in 30 games with seven starts for Three Rivers C.C. last year ... Was a teammate of current Rebels Jake Coddington and Justas Furmanavicus at Three Rivers.

30 F

JAKE CODDINGTON
6-6 | 212 | Sr. | Edwardsville, Ill.

PTS	REB	AST	STL	FG%	3FG%
-	-	-	-	-	-

LAST GAME: DNP
NOTES: Played in 13 games in his first season in Oxford ... A teammate of current Rebels Jake Coddington and Justas Furmanavicus at Three Rivers C.C.

50 F

JUSTAS FURMANAVICIUS
6-7 | 210 | Jr. | Kaunas, Lithuania

PTS	REB	BLK	STL	FG%	FT%
6.6	5.3	1.4	0.7	50.5	61.9

LAST GAME: Posted 6 points, 10 rebounds and 2 steals in 27 minutes.
NOTES: Leads team with 30 blocked shots ... Made 17 of last 19 from line ... Scored career-high 15 pionts and grabbed 9 rebounds vs. UT (1/17) ... Averaging 8.9 ppg over last 10 games.

THE KENNEDY FILE

CAREER RECORD AS A HEAD COACH:
246-148 (.624 winning pct. / 12 Seasons)

RECORD AS OLE MISS' HEAD COACH:
225-135 (.625 winning pct. / 11 Seasons)

COACHING HONORS
2013 SEC Coach of the Year (NBCSports.com)
2009 Clair Bee National Coach of the Year Finalist
2007 SEC Coach of the Year (Associated Press)
2006 BIG EAST Coach of the Year (CBS Sportsline, New York Post)
2004 One of nation's "Top 10 Assistant Coaches" (Athlon)
2004 One of nation's "Top 20 Recruiters" (Rivals.com)

COACHING CAREER

Season	School	Position	Record/Postseason
1994-95	So. Alabama	Assistant Coach	8-15
1996-97	UAB	Assistant Coach	18-14/NIT
1997-98	UAB	Assistant Coach	21-12/NIT
1998-99	UAB	Assistant Coach	20-12/NCAA
1999-00	UAB	Assistant Coach	14-14
2000-01	UAB	Assistant Coach	17-14
2001-02	Cincinnati	Asst. Coach/Recruiting Coordinator	31-4/NCAA
2002-03	Cincinnati	Asst. Coach/Recruiting Coordinator	17-12/NCAA
2003-04	Cincinnati	Asst. Coach/Recruiting Coordinator	25-7/NCAA
2004-05	Cincinnati	Assoc. Head Coach/Recruiting Coord.	25-8/NCAA
2005-06	**Cincinnati**	**Interim Head Coach**	**21-13/NIT Quarters**
2006-07	**Ole Miss**	**Head Coach**	**21-13/NIT**
2007-08	**Ole Miss**	**Head Coach**	**24-11/NIT Semi**
2008-09	**Ole Miss**	**Head Coach**	**16-15**
2009-10	**Ole Miss**	**Head Coach**	**24-11/NIT Semi**
2010-11	**Ole Miss**	**Head Coach**	**20-14/NIT**
2011-12	**Ole Miss**	**Head Coach**	**20-14/NIT**
2012-13	**Ole Miss**	**Head Coach**	**27-9/NCAA 3rd Rd**
2013-14	**Ole Miss**	**Head Coach**	**19-14**
2014-15	**Ole Miss**	**Head Coach**	**21-13/NCAA 2nd Rd**
2015-16	**Ole Miss**	**Head Coach**	**20-12**
2016-17	**Ole Miss**	**Head Coach**	**13-9**

PLAYING CAREER

1982-84 Two-time All-State selection at Winston Academy (Louisville, Miss.)
1983 State Champions
1984-86 Two-time All-State selection at Louisville HS
1986 Parade All-American, Mississippi Player of the Year
1986-87 Freshman at North Carolina State, coached by Jim Valvano
1987 ACC Tournament Champions
1988-91 Three-year letterman at UAB, coached by Gene Bartow
1991 Honorable Mention All-America Selection (Basketball Times)
Two-time All-Sun Belt Conference (1990,1991)
School's 2nd all-time leading scorer (1,787 points)
Still holds more than 15 school records, including season average of 21.8 ppg
1990 Sun Belt Conference Champions, NCAA Tournament
1989 NIT Final Four
1991-94 Played professionally in the NBA (Charlotte) and in Greece, Spain, Holland and Puerto Rico

EDUCATION: Bachelor of Arts in History, UAB 1991

KENNEDY MAKING HIS MARK AT OLE MISS

- The all-time winningest coach in Ole Miss history
- Two-time SEC Coach of the Year (2007, '13)
- 2013 SEC Tournament Title
- 2013 NCAA Third Round
- 2015 NCAA Second Round
- Two SEC Western Division Titles (2007, '10)
- Two NIT Final Four appearances (2008, '10)
- Seven postseason berths (2007, '08, '10, '11, '12, '13, '15)
- Tied the school record with 27 wins in 2013.
- Eight 20+ win seasons (2007 - 21, '08 - 24, '10 - 24, '11 - 20, 12 -20, '13-27, '15-21, '16-20)
- Ole Miss was the only team in the SEC recognized by the NCAA in 2011-12 season for being in the top-10 percent of teams in the men's basketball Academic Progress Rate.
- More postseason wins (9) than any coach in program history.
- Reached 100 wins faster than any coach in school history (158 games).
- First coach to lead Ole Miss to 10-straight winning seasons.
- Led Rebels to eight 20-plus win season in first 10 years after and program recorded seven such seasons in first 96 years. Also, first coach to lead Ole Miss to four consecutive 20-win seasons.
- The Rebels have been nationally ranked a total of 18 weeks during Kennedy's tenure, rising as high as 14th.
- Has coached the school's all-time leading rebounder, shot blocker and 3-point FG shooter.
- Boasts the fourth-most wins in SEC history by a coach in his first 10 years in the league with 212 trailing just Joe B. Hall, Kentucky (227), Billy Donovan, Florida (226) and Wimp Sanderson, Alabama (216).
- Ole Miss has led the SEC in scoring at just under 75.0 ppg in the 10 seasons under Kennedy.
- Ole Miss, Florida and Kentucky are the only three teams in the SEC to advance to the NCAA Tournament two of the last four seasons.
- One of nine active head coaches who have coached at least 11 years without a losing season.
- Ole Miss and Kentucky are the only two programs in the SEC to have finished .500 or better in the conference each of the last five seasons.
- Ole Miss has had six seasons with a .500 or better record in SEC in each Kennedy's 10 years, while the Rebels had 17 such seasons in the 96 years before his arrival.
- Fifth coach in SEC history to guide his teams to 20+ wins in seven of his first nine seasons. The others: Joe. B. Hall (Kentucky), Don DeVoe (Tennessee), Rick Pitino (Kentucky) and Tubby Smith (UGA/Kentucky).
- Fourth coach in SEC history with 45 or more wins in his first two seasons at a league school. The others: Tubby Smith (63 at Kentucky, 45 at Georgia), Eddie Sutton (50 at Kentucky) and Bruce Pearl (46 at Tennessee).
- Ole Miss season and single-game attendance records have been shattered.
- Ole Miss led the SEC in scoring (77.2) for the first time in school history in 2012-13.
- Ole Miss team statistical records in nearly every offensive category and some defensive categories have been established, as well as many individual records.
- Ole Miss is third in the SEC behind Florida and Kentucky for the most All-SEC selections in the last 10 years (16).
- In 2007-08, Ole Miss set school records for longest winning streak and most wins to start a season.
- In 2006-07, Ole Miss won the most games (21) by a first-year Rebel head coach and received SEC Coach of the Year honors.

UNPARALLELED SUCCESS UNDER AK

212 ALL-TIME WINNINGEST COACH IN OLE MISS HISTORY

DEAN OF THE SEC COACHES

2X COACH OF THE YEAR SEC

2013 SEC TOURNAMENT CHAMPION

8 20-WIN SEASONS

14 ALL-SEC PLAYERS

Ole Miss is one of only 18 (of 65) Power 5 programs to win 20+ games in 8 of the last 10 seasons.

10 STRAIGHT WINNING SEASONS

for first time in school history

FIVE STRAIGHT SEASONS

with a .500 record or better in the SEC for the first time in school history

Ole Miss has posted 10 consecutive winning seasons, all under head coach Andy Kennedy, and is one of just two teams in the SEC and 16 programs in the nation to have 10- straight winning seasons.

S	46
KU	33
A	32
UK	26
M	23
D	21
	20
X	20
W	18
PITT	16
	15
	14
OHIO STATE	12
	11
Ole Miss	10

Has averaged more than 21 wins per season after program posted only 21 or more wins three times in 96 years before his arrival.

Ole Miss, Florida and Kentucky are the only teams in the SEC to win 20-plus games in eight of the last 10 seasons.

Ole Miss and Kentucky are the only teams to finish .500 or better in the SEC each of the last five seasons.

CONSECUTIVE WINNING SEASONS TO START CAREER

Jim Boeheim	40
Roy Williams	28
Tom Izzo	21
Thad Matta	17
Mark Few	17
Jamie Dixon	13
Sean Miller	12
Andy Kennedy	11
Dave Rose	11

Kennedy boasts the fourth-most wins in SEC history by a coach in his first 10 years in the league:

1. Joe B. Hall (Kentucky)	**227**
2. Billy Donovan (Florida)	**226**
3. Wimp Sanderson (Alabama)	**216**
4. Andy Kennedy (Ole Miss)	**212**

OLE MISS QUICK FACTS

Name ...Ole Miss (The University of Mississippi)
Nickname.....Rebels
Location.....Oxford, Mississippi
Founded.....November 6, 1848
Enrollment.....24,250
School Colors.....Cardinal Red and Navy Blue
Mascot.....Rebel
Chancellor.....Dr. Jeffrey S. Vitter
Faculty Representative.....Dr. Ron Rychlak
Athletics Director.....Ross Bjork
Conference.....Southeastern (SEC)
2015-16 Record.....20-12
SEC Record/Finish.....10-8/t-6th SEC
Postseason.....none
Lettermen Returning/Lost.....6/7
Starters Returning/Lost.....2/3
Newcomers.....7

MEDIA SERVICES

CREDENTIALS

Please contact the Athletics Media and Public Relations Office for game credentials. Requests for credentials should be emailed to desnowde@olemiss.edu and will be limited to working members of the media. Credentials will be held at the will-call table located at the media entrance on the southwest corner of The Pavilion at Ole Miss.

Priority will be given to media representatives that cover Ole Miss basketball on a regular basis. Credentials are non-transferable. Unauthorized use is strictly prohibited.

INTERVIEW POLICY

All interview requests — coaches and players — **MUST** be coordinated through the Athletics Media Relations office. During the week, head coach Andy Kennedy and Rebel players will generally be available for interview at the Tuohy Center before practice on Mondays, unless arranged otherwise. Please email or text your player requests to Daniel Snowden by 5 p.m. of the day prior to interviews. There will be no gameday player interviews until after the game.

PRACTICE POLICY

Ole Miss basketball practices and walk-throughs are closed to the public and the media.

WEEKLY TELECONFERENCE

The Southeastern Conference conducts a bi-weekly Monday morning teleconference with all 14 men's basketball head coaches beginning in January and running through the end of the season. Coach Kennedy is on the teleconference at 11:10 a.m.

PARKING

Media parking is located in the garage or at the Ole Miss Track Complex (see map next page). Media members should request parking in advance. Media members that attend practices, press conferences and other on-campus events during the week should make arrangements with campus parking by visiting olemiss.edu/parking/media.html.

POSTGAME INTERVIEWS

Both team locker rooms are CLOSED to the media following the game, by facility policy. Visiting coach and player interviews will address the media in the media workroom following a cooling off period approximately 10 minutes after the game. Ole Miss head coach Andy Kennedy and selected Ole Miss players will address the media following the visiting team.

REBELS TRAVEL TO VANDERBILT

Ole Miss begins a two-game road swing Saturday when the Rebels travel to Nashville to face Vanderbilt. **The Rebels have won five of the last six meeting with the Commodores**, including two in a row at Memorial Gym. **This game marks Ole Miss' first trip to Nashville since the 2014 season.** Head coach **Andy Kennedy** is 3-3 all time at Memorial Gym.

MOST IMPROVED PLAYER IN THE SEC

Sophomore **Terence Davis earned SEC Player of the Week honors last week** after posting two double-doubles in Ole Miss' wins over Tennessee and Missouri. Davis averaged 19.0 points, 11.0 rebounds and 4.0 assists in the two victories. **He had a career-high 20 points in the win over the Vols**, including 13 in the second half as the Rebels overcame a 13-point deficit, and added 19 points and 11 boards in the road win at Mizzou. **Davis has increased his scoring 11.1 ppg this year over last season's average (1.8 ppg to 12.6 ppg), which is the largest jump in scoring for any player in the SEC.** He is averaging 16.8 points and 6.6 rebounds a game over his last five games.

COMPARING THE TEAMS

Statistic	Ole Miss	Vandy
Scoring Offense	77.1	72.6
Scoring Defense	75.3	70.4
Scoring Margin	+1.8	+2.2
Field Goal Pct.	.428	.440
Opp. Field Goal Pct.	.419	.440
3-Point Pct.	.344	.388
Opp. 3-Point Pct.	.370	.354
Free Throw Pct.	.746	.780
Rebounds Per Game	38.9	34.7
Opp. Rebounds Per Game	36.5	33.0
Rebound Margin	+2.4	+1.7
Assists Per Game	13.2	14.0
Turnovers Per Game	14.8	12.7
Opp. Turnovers Per Game	13.9	10.5
Turnover Margin	-0.9	-2.1
Steals Per Game	6.7	3.9
Blocks Per Game	5.2	3.3

KENNEDY ADMINISTRATION BEGINS 11TH YEAR

In 11 seasons under Mississippi native **Andy Kennedy**, Ole Miss has a 225-135 record, one SEC Tournament championship, two SEC West championships, eight 20-win campaigns and seven postseason berths, which includes two NCAA Tournament appearances and pair of trips to the NIT Final Four. **The all-time winningest coach in school history, Kennedy has averaged more than 21 wins per season in his 10 years in Oxford after the Rebels posted just three 21-win seasons in the 96 years before his arrival.**

DEAN OF SEC COACHES

Entering his 11th season in the league, Ole Miss head coach **Andy Kennedy is the Dean of SEC basketball coaches**. This season, Kennedy will have faced **38 different head coaches in the SEC during his time in Oxford**. He is also the **longest tenured head coach in the league in both basketball and football** having entered the league prior to Alabama football coach Nick Saban.

OLE MISS REBEL ROSTER

No.	Name	Pos.	Ht.	Wt.	Yr.	Hometown (High School/Other School)
0	Donte Fitzpatrick-Dorsey	G	6-4	191	So.	Memphis, Tenn. (Southwind)
1	Deandre Burnett	G	6-2	192	Jr.	Miami Gardens, Fla. (Miami (Fla.))
2	Cullen Neal	G	6-4	191	Jr.	Albuquerque, N.M. (New Mexico)
3	Terence Davis	G	6-4	201	So.	Southaven, Miss. (Southaven)
4	Breein Tyree	G	6-2	192	Fr.	Somerset, N.J. (St. Joseph)
5	Marcanvis Hymon	F	6-7	220	Jr.	Memphis, Tenn. (Whitehaven)
11	Sebastian Saiz	F	6-9	240	Sr.	Madrid, Spain (Sunrise Christian Academy)
12	Karlis Silins	F	6-11	245	Fr.	Riga, Latvia (WEF Skola)
14	Rasheed Brooks	G	6-5	203	Sr.	Kalamazoo, Mich. (Southwest Tennessee College)
24	Lane Below	G	6-1	190	Jr.	Advance, Mo. (Three Rivers C.C)
30	Jake Coddington	F	6-6	212	Sr.	Edwardsville, Ill. (Three Rivers C.C.)
44	Dominik Olejniczak	C	7-0	255	Fr.	Torun, Poland (Drake)
50	Justas Furmanavicius	F	6-7	210	Jr.	Kaunas, Lithuania (Three Rivers C.C.)

Head Coach:
Andy Kennedy (UAB, 1991), 11th Year
Assistant Coaches:
Bill Armstrong (UAB, 2001), 11th Year; Tony Madlock (Memphis, 1991), Third Year; Todd Abernethy (Ole Miss, 2007), Third Year
Coordinator of Basketball Operations: James Hark
Coordinator of Video Services: Nathan Dye
Athletic Trainer: Andrew Beyke
Strength & Conditioning Coach: Matt Turner

PRONUNCIATIONS

Lane **BELOW**	buh-LOO
JUSTAS FURMANAVICIUS	YOO-stuss fur-mah-NAH-vih-chuss
MARCANVIS Hymon	Mar-CAN-vis
DOMINIK OLEJINICZAK	DAH-mih-nick oh-la-NEE-chak
Sebastian **SAIZ**	cy-EES
KARLIS SILINS	KAR-lis SHILL-insh

OLE MISS WINS 20 ... AGAIN

Ole Miss posted 20 wins last year for the eighth time in 10 seasons under Andy Kennedy. Ole Miss had seven 20-win campaigns in the 96 seasons prior to Kennedy's arrival in Oxford. **Kennedy is just the fifth coach in SEC history to guide his teams to 20+ wins in at least eight of his first 10 years in the league**. The others: Billy Donovan (Florida), Joe. B. Hall (Kentucky), Nolan Richardson (Arkansas), Tubby Smith (Georgia/Kentucky). Kennedy is also the first coach in Ole Miss history to win 20 games in five-straight seasons. **Ole Miss and Kentucky are also the only two schools to finish .500 or better in the SEC each of the last five seasons.**

REBELS CONSISTENTLY UNDERRATED

The Rebels were predicted to finish ninth in the SEC this year by the media. Ole Miss finished tied for sixth in the league standings after being projected ninth in the preseason last year. **The Rebels have not finished worse than sixth in the league and have finished above their preseason projected finish each of the last five seasons since the league moved away from a divisional format.**

KENNEDY MOVING UP SEC COACHING WINS LIST

Ole Miss head coach **Andy Kennedy moved past former Kentucky coach Rick Pitino for 19th in SEC history with 225 career victories**. See complete list below:

1. Adolph Rupp (Kentucky) - 875
2. Billy Donovan (Florida) - 467
3. Dale Brown (LSU) - 448
4. C.M. Newtown (UA/VU) - 340
   Harry Rabenhorst (LSU) - 340
6. Kevin Stallings (Vanderbilt) - 332
7. Tubby Smith (UGA/UK) - 308
8. Joe B. Hall (Kentucky) - 297
   Hugh Durhman (Georgia) - 297
10. Rick Stansbury (MSU) - 293
11. Ray Mears (Tennessee) - 278
    Roy Skinner (Vanderbilt) - 278
13. Wimp Sanderson (Alabama) - 265
    John Mauer (UK/UT/UF) - 265
15. Hank Crisp (Alabama) - 264
16. Nolan Richardson (Arkansas) - 249
17. Norm Sloan (Florida) - 232
18. John Calipari (Kentucky) - 234
19. **Andy Kennedy (Ole Miss) - 225**
20. Rick Pitino (Kentucky) - 219
21. Joel Eaves (Auburn) - 214

SAIZ JOINS 1,000/800 CLUB

With 17 points and 10 rebounds against Tennessee, senior F **Sebastian Saiz became just the sixth player in Ole Miss history to eclipse 1,000 points and 800 rebounds in his career**. Saiz is the 38th player in Ole Miss history to break 1,000 career points and the **10th under head coach Andy Kennedy**. He is also the seventh player in school history to post 800 career rebounds.

SAIZ SAYS DOUBLE-DOUBLE

Senior F **Sebastian Saiz is the SEC active career leader in rebounding with 846 boards.** He leads the league, and ranks sixth nationally, in rebounding this year pulling down 11.2 boards a game and **is the only player in the SEC averaging a double-double this season**. **Saiz leads the SEC, and ranks fifth nationally, with 15 double-doubles this year and leads all active players in the conference with 24 career double-doubles.**

NCAA Rebounding Leaders

1. Angel Delgado, Seton Hall	12.9 PRG
2. Caleb Swanigan, Purdue	12.7 PRG
3. Steve Taylor Jr., Toledo	12.5 RPG
4. Rokas Gustys, Hofstra	12.0 PRG
5. Bryce Washington, ULL	11.5 RPG
6. Sebastian Saiz, Ole Miss	**11.2 PRG**
7. Alec Peters, Valparaiso	11.0 RPG
8. James Thompson IV, E. Michigan	11.0 RPG
9. Jimmy Hall, Kent St.	10.8 RPG
10. Marquise Moore, George Mason	10.8 RPG

OLE MISS NEARING .500 MARK AS A PROGRAM

With a 1272-1277 all time record, Ole Miss is nearing a .500 winning percentage as a program. The Rebels were 95 games under .500 when **Andy Kennedy** took over in Oxford and **have not been .500 or better as a program since Ole Miss was 440-440 on Jan. 17, 1958.**

BY THE NUMBERS

The Rebels' record is ...

- Overall. 13-9
- SEC Games 4-5
- Streak W1
- Overtime 1-0
- Home Overall (SEC). 9-5 (2-3)
- Road Overall (SEC) 2-3 (2-2)
- Neutral Games (SEC). 2-1 (0-0)

- Day Games 4-2
- Night Games (6 p.m. or later) 9-7
- November Games 5-2
- December Games 4-2
- January Games 4-5
- February Games 0-0
- March Games 0-0

- Monday Games 2-1
- Tuesday Games 2-1
- Wednesday Games. 0-2
- Thursday Games 3-1
- Friday Games. 2-0
- Saturday Games 3-1
- Sunday Games. 1-2

- Red Jerseys. 1-2
- Navy Jerseys 1-3
- White Jerseys. 9-3
- Grey Jerseys 2-1

- Overtime Games 1-0
- vs. Ranked Opponents. 0-4

Rebels' record when ...

- Leading at the half 9-2
- Tied at the half 1-0
- Behind at the half 3-7

- Scores 90 points or more 3-0
- Scores 80-89 points 7-0
- Scores 70-79 points 2-5
- Scores less than 70 points 1-4

- Out-rebounds opponent 10-5
- Out-rebounded by opponent 2-4
- Ties opponents in rebounds 1-0

- Shoots 50 percent or better 0-1
- Shoots between 40-49 percent. 12-5
- Shoots under 40 percent 1-3
- Shoots 30 percent or better from 3-pt. . . . 11-5
- Shoots under 30 percent from 3-pt. 2-4
- Shoots 70 percent or better from FT line . 10-7
- Shoots 60-69 percent from FT line 3-1
- Shoots under 60 percent from FT line. 0-1
- Opp. shoots 50 percent or better 0-3
- Opp. shoots 40-49 percent. 6-5
- Opp. shoots under 40 percent. 7-1
- Opp. shoots 30 percent or better from 3-pt. . . 8-7
- Opp. shoots under 30 percent from 3-pt. . . 5-2
- Commits 15 turnovers or more 7-5
- Commits less than 15 turnovers 6-4
- Forces 15 turnovers or more 7-3
- Forces less than 15 turnovers. 6-6
- Has less (or same) turnovers than opp. . . . 7-4

OLE MISS IN SEC/NCAA STATS

	SEC	NCAA	Category *(as of 1/31)*
Ole Miss	3	33	Blocks/Game (5.2)
Ole Miss	4	96	Def. Reb./Game (26.59)
Ole Miss	6	99	FG% Defense (42.0)
Ole Miss	3	17	FT Attempts (571)
Ole Miss	1	9	FT Made (426)
Ole Miss	3	46	FT% (74.6)
Ole Miss	6	59	Off. Reb./Game (12.32)
Ole Miss	6	92	Scoring Offense (77.1)
Ole Miss	3	31	Total Blocks (114)
Ole Miss	3	46	Total Reb./Game (38.91)
S. Saiz	1	7	Def. Reb./Game (8.27)
S. Saiz	1	4	Double Doubles (15)
D. Burnett	3	38	FT Attempts (142)
S. Saiz	4	63	FT Attempts (132)
D. Burnett	1	12	FT Made (126)
S. Saiz	4	66	FT Made (98)
D. Burnett	4	30	FT% (88.7)
S. Saiz	3	60	Off. Reb./Game (2.95)
S. Saiz	1	6	Rebounds/Game (11.2)
S. Saiz	1	8	Total Rebounds (247)

SEC-ONLY STATS

	SEC	Category *(as of 1/31)*
Ole Miss	5	FT% (71.3)
Ole Miss	5	FG% Defense (.430)
Ole Miss	4	Defensive Rebounds (25.6)
S. Saiz	T5	Scoring (16.1)
D. Burnett	15	Scoring (14.7)
S. Saiz	1	Rebounding (10.1)
S. Saiz	8	FG% (.467)
D. Burnett	T4	Assists (4.5)
T. Davis	T10	Steals (1.4)
S. Saiz	1	Def. Rebounds (7.8)
T. Davis	T10	Def. Rebounds (4.8)
S. Saiz	1	Minutes (36.1)
D. Burnett	16	Minutes (31.0)

REBELS RATE HIGHLY IN LATEST RPI RELEASE

Ole Miss checks in at No. 64 in the latest Ratings Percentage Index released by the NCAA, while Saturday's opponent Vanderbilt checks in at No. 47. **Ole Miss is 5-9 against the RPI top 125 with wins over Tennessee (No. 37), Auburn (No. 74), Memphis (No. 83), Saint Joe's (No. 114) and MSU (No. 121).** The Rebels' nine losses this season have come against No. 1 Baylor, No. 7 Kentucky, No. 8 Florida, No. 12 Creighton, No. 20 South Carolina, No. 38 Middle Tennessee, No. 41 Virginia Tech, No. 52 Georgia and No. 90 Texas A&M. **Ole Miss boasts the 26th toughest strength of schedule this season and the Rebels have played the 24th toughest non-conference schedule according to ESPN.com.**

CONSISTENT WINNER

Andy Kennedy is one of nine active head coaches with 10 or more consecutive winning seasons to start a career. The list includes: Jim Boehiem (40), Roy Williams (28), Tom Izzo (21), Thad Matta (17), Mark Few (17), Jamie Dixon (13), Sean Miller (12) and Dave Rose (11).

KENNEDY'S FIRST 10 YEARS RANK AMONG ALL-TIME SEC GREATS ...

Last season, head coach Andy Kennedy moved past MSU's Rick Stansbury for the **fourth-most wins by a head coach in their first 10 years who took over an SEC program.** See the list below:

1. Joe B. Hall (Kentucky) – 227
2. Bill Donovan (Florida) – 226
3. Wimp Sanderson (Alabama) – 216
4. **Andy Kennedy (Ole Miss) - 212**
5. Rick Stansbury (Mississippi State) – 208
6. Mark Gottfried (Alabama) – 198
7. Kevin Stallings (Vanderbilt) - 189
8. Cliff Ellis (Auburn) – 186
   Ray Mears (Tennessee) – 186
10. Don Devoe (Tennessee) – 185
11. John Brady (LSU) – 184
    Hugh Durham (Georgia) – 184
13. Dale Brown (LSU) – 175
14. Roy Skinner (Vanderbilt) – 173
16. Babe McCarthy (Mississippi State) – 169

... AND HE IS CLIMBING UP THE 11-YEAR LIST

Kennedy is also fifth on the list for most wins by a coach in their first 11 years in the league after taking over an SEC program. See the list below:

1. Bill Donovan (Florida) – 261
2. Joe B. Hall (Kentucky) – 250
3. Wimp Sanderson (Alabama) – 239
4. Rick Stansbury (Mississippi State) – 231
5. **Andy Kennedy (Ole Miss) - 225**
6. Kevin Stallings (Vanderbilt) - 213
7. Mark Gottfried (Alabama) – 210
8. Don Devoe (Tennessee) – 204
9. Ray Mears (Tennessee) – 201
10. Hugh Durham (Georgia) – 199
11. Dale Brown (LSU) – 194
12. John Brady (LSU) – 192
13. C.M. Newtown (Alabama) – 193
14. Roy Skinner (Vanderbilt) – 188
15. Adolph Rupp (Kentucky) – 185

REBELS ROUT BULLDOGS

Ole Miss routed Mississippi State 88-61 as four Rebels scored in double figures led by sophomore G **Terence Davis** with 18 points and senior F **Sebastian Saiz** with 17. **It marked the largest margin of victory over MSU for the Rebels since 1951.** Saiz posted his 15th double-double of the season with 17 points and 11 rebounds, while junior G **Deandre Burnett** added 16 points, five assists and a career-high four steals. Junior F **Justas Furmanavicius chipped in six points and pulled down 10 boards as the Rebels posted a +13 rebounding margin and outscored the Bulldogs 44-28 in the paint.**

REBELS SECURE WINNING SEASON

Ole Miss secured its 10th consecutive winning season last year, all under head coach **Andy Kennedy,** and is **one of just two teams in the SEC and 16 programs in the nation to have 10 straight winning seasons**. That list includes Syracuse (46), Kansas (33), Arizona (32), Kentucky (26), Maryland (23), Duke (21), Michigan State (20), Xavier (20), Wisconsin (18), Pittsburgh (16), Louisville (15), North Carolina (14), Ohio State (12), Georgetown (11) and Florida State (10).

REBELS DROP NAIL BITER TO NO. 5 BAYLOR

Ole Miss dropped a nail biter 78-75 to No. 5 Baylor in the SEC/Big 12 Challenge. Senior F **Sebastian Saiz posted his 14th double-double** of the year with 20 points and 10 rebounds and freshman **Breein Tyree added a career-high 20 points, including 18 in the second half**. **Ole Miss made 22 of 23 attempts (.957) at the line, which is the second-best free throw percentage as a team in a game with 20 or more attempts in school history.** The Bears were the highest ranked non-conference opponent to visit Oxford since the Rebels hosted No. 5 Memphis in 1984.

OLE MISS SECURES COMEBACK OVER VOLS

Senior F **Sebastian Saiz** and sophomore G **Terence Davis each posted double-doubles to help erase a 13-point deficit in the second half** as Ole Miss outlasted Tennessee 80-69. **Davis scored a career-high 20 points** and pulled down 11 boards, while Saiz added **17 points and 10 rebounds.** Freshman G **Breein Tyree** and junior F **Justas Furmanavicius** both added a career-best 15 points. **The Rebels held Tennessee without a field goal in the final 4:13** for their sixth win over the Vols in the last seven meetings.

DAVIS, SAIZ LEAD REBELS TO ROAD WIN AT MIZZOU

Senior F **Sebastian Saiz picked up his 13th double-double of the year** with 19 points and 10 rebounds and sophomore G **Terence Davis recorded his second straight double-double** 18 points and 11 rebounds as Ole Miss knocked off Missouri 75-71 on the road. Junior G **Deandre Burnett** added 14 points and hit three 3-pointers in his first action since the Georgia game.

REBELS RALLY FOR NINTH STRAIGHT OVER THE TIGERS

Ole Miss overcame an eight-point halftime deficit to knock off Auburn 88-85 on the road Saturday. **It was the Rebels' ninth-straight win over Auburn**, which is the most consecutive wins over an SEC opponent in school history besting a pair of eight game streak against LSU and Mississippi State. Senior F **Sebastian Saiz posted his sixth straight double-double with 14 points and 10 rebounds** and junior G **Deandre Burnett** added a team-high 18 points and a **career-best eight assists**. Ole Miss forced 16 Auburn turnovers, recorded eight steals and **six Rebels scored in double figures.**

BURNETT MAKING FREEBIES

Junior G **Deandre Burnett made 25 consecutive free throws to start the season and finished just 12 shy of Dave Rhodes' school record.** Burnett is 126 of 142 (.887) from the charity stripe this season, which ranks fourth in the SEC, and **no player in the nation made more consecutive free throws to start the season.** As a team, **the Rebels rank third in the SEC making 74.6 percent of its attempts this year** and are 44 of 48 (.917) from the line over the last two games.

SCOUTING THE 'DORES

Vanderbilt is 11-11 overall and 4-5 in the SEC after a 68-54 road victory over Texas A&M Tuesday. The Commodores have won three of their last four league games after dropping four straight. Junior G/F Matthew Fisher-Davis is one of four Commodores scoring in double figure this season and leads the team averaging 15.7 ppg. He also ranks second in the league averaging 2.7 3-pointers a game as Vanderbilt leads the SEC knocking down 9.9 3s per game. Junior F Jeff Roberson leads the team pulling down 7.9 rebounds a game and is third in scoring at 10.7 ppg. Vandy leads the league in free throw percentage hitting 78.0 percent of its attempts.

SERIES HISTORY VS. VANDERBILT

Saturday's matchup will be the 120th meeting between Ole Miss and Vanderbilt on the hardwood. The Commodores hold a 75-44 lead in the series, which began in 1925, but Ole Miss has **won five of the last six meetings**. The Rebels are just 7-47 against the 'Dores in Nashville, but have **won three straight in Memorial Gym**. This is Ole Miss' first trip to Nashville since 2014. Rebel head coach **Andy Kennedy** is 7-7 against Vandy in his career. In addition to a 6-7 mark with Ole Miss, he picked up a 92-83 victory at Vanderbilt during the 2005-06 campaign, his lone season as Cincinnati mentor. He is 3-3 all time in Memorial Gym.

DEFENDING HOME COURT

Winning at home has been a trademark of Andy Kennedy's squads since he took the reins in 2006-07. Ole Miss is 142-38 (.789 win pct.) in home games during Kennedy's tenure. **The Rebels are 16-7 all time in The Pavilion and just snapped an eight-game home winning streak earlier this year.** Ole Miss has won 267 of its last 337 games (.792 win pct.) in Oxford dating back to the 1996-97 campaign.

REBELS CLEANING UP ON THE GLASS

The Rebels rank third in the SEC pulling down 38.9 rebounds a game this year and rank sixth the league with a +2.4 rebounding margin. **Ole Miss has only been outrebounded by six opponents this year** and are cleaning up on the offensive glass **pulling down 12.3 offensive rebounds a game**, **which ranks sixth in the league.**

REBELS COME UP SHORT AGAINST NO. 8 WILDCATS

Senior F **Sebastian Saiz posted his fourth straight double-double with 23 points and 13 boards**, but Ole Miss dropped its SEC opener 99-76 to No. 8 Kentucky. Junior G **Deandre Burnett** scored

CAREER RECORDS WATCH

POINTS

30.	1,130	Joe Ayers (112 games, 1984-87)
31.	1,105	Fred Cox (76 games, 1972-74)
32.	1,095	Terrance Henry (132 games, 2009-12)
33.	**1,078**	**Sebastian Saiz (115 games, 2014-17)**
34.	1,072	Coolidge Ball (76 games, 1972-74)
35.	1,066	Jason Harrison (132 games, 1999-2002)
36.	1,046	Ron Coleman (71 games, 1968-70)
37.	1,040	Denver Brackeen (42 games, 1954-55)
38.	1,036	Todd Abernethy (122 games, 2004-07)

REBOUNDS

1.	1,093	Murphy Holloway (132 games, 2009-13)
2.	945	Walter Actwood (103 games, 1974-77)
3.	880	Reginald Buckner (132 games, 2010-13)
4.	**846**	**Sebastian Saiz (115 games, 2014-17)**
5.	828	Elston Turner (113 games, 1978-81)
6.	827	Joe Gibbon (86 games, 1954-57)
7.	826	John Stroud (110 games, 1977-80)
8.	780	Rahim Lockhart (123 games, 1998-2001)
9.	774	Dwayne Curtis (90 games, 2006-08)
10.	766	Justin Reed (122 games, 2001-04)

FIELD GOAL PERCENTAGE

1.	.584	Dwayne Curtis (506-866, 2006-08)
2.	573	Reginald Buckner (353-616, 2010-13)
3.	.561	Rahim Lockhart (474-845, 1998-2001)
4.	.560	Roger Stieg (350-624, 1980-83)
5.	.554	Marcus Hicks (342-617, 1999-2000)
6.	.5474	Carlos Clark (710-1297, 1980-83)
7.	.5470	Fred Cox (448-819, 1972-74)
8.	.544	Murphy Holloway (615-1130, 2009-13)
9.	.527	John Stroud (894-1695, 1977-80)
10.	**.510**	**Sebastian Saiz (401-787, 2014-17)**

BLOCKED SHOTS

1.	326	Reginald Buckner (132 games, 2010-13)
2.	180	Sean Murphy (117 games, 1988-91)
3.	139	Aaron Jones (105 games, 2012-15)
4.	132	Rahim Lockhart (123 games, 1998-2001)
5.	**115**	**Sebastian Saiz (115 games, 2014-16)**
6.	114	Johnnie Rogers (54 games, 1996-1999)
7.	113	Terrance Henry (132 games, 2008-12)
8.	108	David Dean (50 games, 1992-94)
9.	99	Ansu Sesay (110 games, 1995-98)
10.	89	Justin Reed (123 games, 2001-04)

DOUBLE-DOUBLES

1.	45	Joe Gibbon (86 games, 1954-57)
2.	39	Murphy Holloway (96 games, 2009-13)
3.	37	Coolidge Ball (76 games, 1972-74)
4.	34	Dwayne Curtis (90 games, 2006-08)
5.	32	Denver Brackeen (42 games, 1954-55)
6.	31	John Stroud (110 games, 1977-80)
7.	28	Ivan Richmann (67 games, 1958-60)
8.	27	Fred Cox (76 games, 1972-74)
9.	**24**	**Sebastian Saiz (115 games, 2013-17)**
10.	22	Rahim Lockhart (123 games, 1998-2001)

GAME LEADERS

LED TEAM IN PTS:
Saiz 9
Burnett 8
Davis..... 5
Brooks 1
Neal..... 1

LED TEAM IN REBS:
Saiz 16
Davis..... 4
Hymon 2
Furmanavicius 1

LED TEAM IN ASSISTS:
Burnett 11
Neal..... 8
Tyree 4
Brooks 4
Davis..... 3
Saiz 1
Hymon 1
Furmanavicius 1

DOUBLE-FIGURE REBS:
Saiz 16
Davis..... 4
Furmanavicius 2
Hymon 1

DOUBLE-DOUBLES:
Saiz 15
Davis..... 4

DOUBLE-FIGURE PTS:
Saiz 19
Burnett 16
Neal..... 13
Davis..... 14
Brooks 8
Furmanavicius 3
Tyree 3

20-POINT GAMES:
Burnett 7
Saiz 7
Tyree 1
Davis..... 1
Brooks 1
Neal..... 1

30-POINT GAMES:
Burnett 1

40-POINT GAMES:
Burnett 1

19 points and senior G **Rasheed Brooks** added 15 for the Rebels, who **finished the game 16 of 17 from the free throw line (.941), which is the third-best single game percentage in school history** under 20 attempts.

OLE MISS TAMES TIGERS

Senior F **Sebastian Saiz posted a double-double with 20 points and 16 rebounds as Ole Miss knocked off Memphis 85-77**. Junior G **Deandre Burnett** added 19 points and five assists **as the Rebels racked up 17 assists against a season-low 11 turnovers**. The win was **head coach Andy Kennedy's third straight victory over the Tigers** and he is the first coach in school history to post three-straight wins over Memphis since R.L. Sullivan in 1923-25.

REBELS INK STAR-PACKED CLASS

The Rebels signed three high school standouts during the fall signing period, **including two players - Jamarko Pickett and Devontae Shuler - ranked as four-star prospects in the latest release of the Rivals.com 150**. The trio has the highest average player rating in school history according to 247 Sports. Pickett, a 6-9, 190-pound forward, comes to Oxford from Massanutten Military Academy in Virginia. Originally from Washington D.C., He averaged 17.0 points, 10.5 rebounds and 4.5 blocked shots a game last year as a senior at Eastern High School for coach Emmanual Kakula en route to first team All-DCIAA honors. The No. 113 player in the nation according to Rvials.com, Pick ett also played for DC Premier AAU squad and averaged 14 points per game, while shooting 46 percent from the field and 39 percent from 3-point range on the summer circuit. A composite four-star guard, Shuler is rated the No. 100 player in the nation by 247 Sports and Scout.com and No. 106 by Rivals.com. A native of Irmo, South Carolina, the same hometown as Rebel legend Murphy Holloway, Shuler attended Irmo High School before transferring to perennial powerhouse Oak Hill Academy in Mouth of Wilson, Virginia last season. As a junior, Shuler averaged 10.1 points per game and helped lead Oak Hill and legendary coach Steve Smith to a 45-1 record, including the Dick's Sporting Goods National Championship. A 6-5 combo guard, Parker Stewart is one of the nation's top shooters. He averaged 19 points, six boards and two steals a game while shooting 51 percent from the field and 39 percent from behind the arc last season for coach Shane Sisco at Union City High School. Parker is the son of UT Martin head coach Anthony Stewart.

HONORS

Deandre Burnett:
Paradise Jam All-Tournament Team

Terence Davis:
SEC Player of the Week (Jan. 23)

Sebastian Saiz:
Preseason All-SEC 2nd Team (Coaches)
SEC Player of the Week (Nov. 21)

GAME-BY-GAME STARTING LINEUPS

Opponent	Result	PG	G	G/F	F	F
UT Martin	W, 86-83	Neal	Burnett	Brooks	Furmanavicius	Saiz
UMass	W, 90-88	Neal	Burnett	Brooks	Furmanavicius	Saiz
Oral Roberts	W, 95-88 (OT)	Neal	Burnett	Brooks	Furmanavicius	Saiz
St. Joseph's	W, 81-68	Neal	Burnett	Brooks	Hymon	Saiz
No. 12/18 Creighton	L, 86-77	Neal	Burnett	Brooks	Hymon	Saiz
Montana	W, 86-81	Neal	Burnett	Brooks	Furmanavicius	Saiz
Middle Tennessee	L, 77-62	Neal	Burnett	Brooks	Furmanavicius	Saiz
Memphis	W, 85-77	Tyree	Burnett	Davis	Hymon	Saiz
at Virginia Tech	L, 80-75	Tyree	Burnett	Davis	Hymon	Saiz
Murray State	W, 78-73	Tyree	Burnett	Davis	Hymon	Saiz
Bradley	W, 66-49	Neal	Fitzpatrick-Dorsey	Davis	Hymon	Saiz
South Alabama	W, 92-58	Neal	Fitzpatrick-Dorsey	Davis	Hymon	Saiz
No. 8/8 Kentucky	L, 99-76	Neal	Burnett	Davis	Hymon	Saiz
at No. 24/24 Florida	L, 70-63	Neal	Burnett	Furmanavicius	Hymon	Saiz
at Auburn	W, 88-85	Burnett	Davis	Furmanavicius	Hymon	Saiz
Georgia	L, 69-47	Burnett	Davis	Furmanavicius	Hymon	Saiz
at South Carolina	L, 67-56	Tyree	Davis	Furmanavicius	Hymon	Saiz
Tennessee	W, 80-69	Tyree	Davis	Brooks	Furmanavicius	Saiz
at Missouri	W, 75-71	Tyree	Davis	Furmanavicius	Hymon	Saiz
Texas A&M	L, 80-76	Burnett	Tyree	Davis	Furmanavicius	Saiz
No. 5/5 Baylor	L, 78-75	Tyree	Neal	Davis	Hymon	Saiz
Mississippi State	W, 88-61	Tyree	Burnett	Davis	Hymon	Saiz

THE PAVILION RECORD BOOK

INDIVIDUAL (OLE MISS)

Points:	43	Stefan Moody vs. Mississippi St. (3-3-16)
FG att:	25	Stefan Moody vs. Vanderbilt (2-6-16)
FG made:	11	Stefan Moody vs. Mississippi St. (3-3-16)
3-pt att:	15	Stefan Moody vs. Vanderbilt (2-6-16)
3-pt made:	6	2x, MR: Stefan Moody vs. Mississippi St. (3-3-16)
FT att:	18	2x, MR: Stefan Moody vs. Mississippi St. (3-3-16)
FT made:	15	2x, MR: Stefan Moody vs. Mississippi St. (3-3-16)
Rebounds:	19	Sebastian Saiz vs. UMass (11-14-16)
Assists:	9	Cullen Neal vs. South Alabama (12-22-16)
Blocks:	6	Sebastian Saiz vs. Bradley (12-19-16)
Steals:	4	6x, MR: Deandre Burnete vs. Mississippi St. (1-31-17)

INDIVIDUAL (OPPONENT)

Points:	34	Malik Monk, No. 8 Kentucky (12-29-16)
FG att:	19	2x, MR: Malik Monk, No. 8 Kentucky (12-29-16)
FG made:	12	Malik Monk, No. 8 Kentucky (12-29-16)
3-pt att:	14	Matthew Butler, UT Martin (11-11-16)
3-pt made:	7	2x, MR: No. 8 Kentucky (12-29-16)
FT att:	15	Tyler Harris, Auburn (1-27-16)
FT made:	9	2x, MR: DeJon Jarreau, UMass (11-14-16)
Rebounds:	13	Moses Kingsley, Arkansas (2-13-16)
Assists:	11	Isaiah Briscoe, No. 8 Kentucky (12-29-16)
Blocks:	4	Donta Hall, Alabama (1-7-16)
Steals:	5	J.J. Frazier, Georgia (1-9-16)

TEAM (OLE MISS)

Points:	92	vs. South Alabama (12-22-16)
Few points:	47	vs. Georgia (1-11-17)
FG att:	68	vs. Mississippi St. (1-31-17)
FG made:	30	vs. Mississippi St. (1-31-17)
FG pct:	49.2	vs. South Alabama (12-22-16)
3-pt att:	33	2x, MR: Montana (11-24-16)
3-pt made:	13	vs. Montana (11-24-16)
3-pt pct:	41.2	vs. Memphis (12-3-16)
FT att:	46	vs. UMass (11-14-16)
FT made:	33	vs. UMass (11-14-16)
FT pct:	95.7	vs. No. 5 Baylor (1-28-17)
Rebounds:	50	2x, MR: Tennessee (1-17-17)
Assists:	23	vs. South Alabama (12-22-16)
Blocks:	13	vs. Bradley (12-19-16)
Steals:	13	2x, MR: vs. Bradley (12-19-16)

TEAM (OPPONENT)

Points:	99	No. 8 Kentucky (12-29-16)
Few points:	49	Bradley (12-19-16)
FG att:	74	No. 8 Kentucky (12-29-16)
FG made:	37	No. 8 Kentucky (12-29-16)
FG pct:	50.0	No. 8 Kentucky (12-29-16)
3-pt att:	33	3x, MR: Montana (11-24-16)
3-pt made:	13	UMass (11-14-16)
3-pt pct:	56.3	Middle Tenn. (11-30-16)
FT att:	36	UMass (11-14-16)
FT made:	23	UMass (11-14-16)
FT pct:	88.0	Georgia (1-11-17)
Rebounds:	49	South Carolina (1-19-16)
Assists:	24	No. 8 Kentucky (12-29-16)
Blocks:	7	3x, MR: vs. Georgia (1-11-17)
Steals:	12	Mississippi State (3-3-16)

THE PAVILION AT OLE MISS FAQS

What is the official name of The Pavilion?
The official name is The Pavilion at Ole Miss.

Does The Pavilion have a nickname like the Tad Pad?
No, the name of the facility is The Pavilion at Ole Miss, or simply The Pavilion.

When did The Pavilion at Ole Miss open?
January 7, 2016

What was the total cost?
$96.5 million

Where is media parking?
Media parking for games in The Pavilion will be located in the garage or at the Ole Miss Track Complex. Media members should request parking in advance.

Where is the media entrance?
The media will-call table is located in the southwest corner of The Pavilion. From outside, it is the lower entrance off Hill Drive that is closest to the parking garage. For those parking inside the garage, media will-call is located on Level 1 of the parking garage (P1 on elevators). The media entrance will open two hours prior to tip off.

Where is the media workroom?
In The Pavilion, the workroom is located in the southwest corner of the floor level through the visiting team tunnel.

Where is the media seating?
Media seating is located in the at the top of section 101 in the southwest corner of The Pavilion.

How do I obtain media credentials for games at the Pavilion?
Media credentials may be requested through the Athletics Communications Office for game credentials. Requests for credentials should be emailed to desnowde@olemiss.edu and will be limited to working members of the media.

Where are the scouting seats located?
Scouting seats are available in the media seating area at the top of section 101. Additional seating may be purchased by contact Daniel Snowden in the Athletics Communications office.

What is the postgame interview policy?
Both team locker rooms are CLOSED to the media following the game. Ole Miss head coach Andy Kennedy will address the media approximately 10 minutes after the game. Selected players will be brought into the media room following the head coaches. Visiting coach and player interviews will be coordinated through the visiting team's media relations contact.

THE PAVILION QUICK FACTS

Arena Name ..... The Pavilion at Ole Miss
Ground Breaking ..... July 31, 2014
Opening Date ..... Jan. 7, 2016
Capacity 9,051
Record Crowd 9,500
All-Time Record 16-7
Current Winning Streak W1
Longest Winning Streak W8

THE PAVILION FIRSTS

First Game ..... vs. Alabama (1/7/15)
First Win ..... vs. Alabama (1/7/15)
First Overtime Game ..... vs. USC (1/19/16)
First Point ..... Tomasz Gielo (3FG, 19:11/1H)
First FG ..... Tomasz Gielo (3FG, 19:11/1H)
First 3-Pointer ..... Tomasz Gielo (19:11/1H)
First Dunk ..... Jimmie Taylor, Alabama (11:0/1H)
First Dunk (OM) ..... Sebastian Saiz (17:09/2H)

GAME-BY-GAME STATS

OPPONENT	1H-2H-F	FG-FGA	PCT	3P-3PA	PCT	FT-FTA	PCT	OF-DF-TotRb	A	TO	BLK	STL
UT Martin	42-41-83	27-73	37.0	12-33	36.4	17-24	70.8	21-19-40	13	17	1	8
OLE MISS	39-47-86	27-56	48.2	7-19	36.8	25-37	67.6	16-28-44	14	24	10	9
UMass	48-40-88	26-64	40.6	13-33	39.4	23-36	63.9	14-25-39	17	18	5	10
OLE MISS	40-50-90	26-64	40.6	5-15	33.3	33-46	71.7	18-28-46	6	17	4	5
Oral Roberts	34-45-9-88	31-65	47.7	11-19	57.9	15-16	93.8	9-24-33	19	17	1	7
OLE MISS	37-42-16-95	32-69	46.4	12-26	46.2	19-27	70.4	15-25-40	18	16	3	10
St. Joseph's	37-31-68	22-55	45.5	8-22	36.4	10-22	45.5	7-26-33	14	13	0	8
OLE MISS	41-40-81	27-64	42.2	12-28	42.9	15-19	78.9	13-29-42	14	14	4	6
OLE MISS	46-31-77	28-63	44.4	9-27	33.3	12-17	70.6	17-20-37	10	13	5	9
No. 12 Creighton	40-46-86	31-59	52.5	16-26	61.5	8-10	80.0	7-20-27	18	14	4	4
Montana	29-52-81	28-73	38.4	12-33	36.4	13-17	76.5	16-24-40	19	10	3	3
OLE MISS	41-45-86	28-62	45.2	11-26	42.3	19-28	67.9	14-29-43	15	14	8	5
Middle Tennessee	48-29-77	29-60	48.3	9-16	56.3	10-12	83.3	6-23-29	22	7	1	7
OLE MISS	19-43-62	18-45	40.0	7-20	35.0	19-27	70.4	8-27-35	9	16	7	4
Memphis	37-40-77	26-61	42.6	6-19	31.6	19-29	65.5	17-21-38	17	11	5	4
OLE MISS	47-38-85	25-58	43.1	7-17	41.2	28-33	84.8	15-22-37	17	11	7	6
OLE MISS	32-43-75	29-67	43.3	8-27	29.6	9-11	81.8	14-26-40	11	16	4	0
Virginia Tech	33-47-80	26-56	46.4	10-26	38.5	18-30	60.0	10 23 33	18	13	1	5
Murray State	31-42-73	22-61	36.1	7-31	22.6	22-31	71.0	11-31-42	13	12	2	4
OLE MISS	43-35-78	22-62	35.5	7-23	30.4	27-38	71.1	17-32-49	14	11	5	6
Bradley	19-30-49	18-58	31.0	7-17	41.2	6-11	54.5	9-27-36	11	17	2	10
OLE MISS	38-28-66	23-55	41.8	9-28	32.1	11-14	78.6	8-33-41	19	16	10	13
South Alabama	26-32-58	19-66	28.8	5-23	21.7	15-22	68.2	14-21-35	11	12	1	7
OLE MISS	46-46-92	29-59	49.1	8-22	36.4	26-31	83.9	13-37-50	23	13	8	8
No. 8 Kentucky	60-39-99	37-74	50.0	8-18	44.4	17-24	70.8	11-31-42	24	8	7	9
OLE MISS	39-37-76	27-72	37.5	6-22	27.3	16-17	94.1	14-31-45	13	15	6	3
OLE MISS	21-42-63	24-47	51.1	5-19	26.3	10-13	76.9	7-27-34	8	21	3	10
No. 24 Florida	35-35-70	25-60	41.7	9-25	36.0	11-21	52.4	12-16-28	10	10	1	11
OLE MISS	33-55-88	26-53	49.1	12-27	44.4	24-28	85.7	7-19-26	15	17	1	8
Auburn	41-44-85	25-26	44.6	8-23	34.8	27-37	73.0	15-21-36	9	16	1	6
Georgia	30-39-69	21-52	40.4	5-18	27.8	22-25	88.0	9-35-44	12	14	7	7
OLE MISS	18-29-47	14-51	27.5	2-19	10.5	17-32	53.1	9-25-34	4	13	3	4
OLE MISS	20-36-56	17-55	30.9	5-17	29.4	17-23	73.9	11-21-32	8	21	3	9
South Carolina	34-33-67	20-55	36.4	5-20	25.0	22-31	71.0	13-29-42	12	20	3	10
Tennessee	38-31-69	25-71	35.2	6-25	24.0	13-24	54.2	17-25-42	15	12	6	4
OLE MISS	38-42-80	26-54	48.1	1-14	7.1	27-42	64.3	13-37-50	14	17	6	3

GAME-BY-GAME STATS

OPPONENT	1H-2H-F	FG-FGA	PCT	3P-3PA	PCT	FT-FTA	PCT	OF-DF-TotRb	A	TO	BLK	STL
OLE MISS	39-36-75	24-56	42.9	10-24	41.7	17-23	73.9	9-29-38	11	12	2	4
Missouri	33-38-71	27-61	44.3	11-25	44.0	6-17	35.3	12-26-38	15	14	0	2
Texas A&M	47-33-80	29-57	50.9	7-18	38.9	15-22	68.2	16-23-39	19	15	4	10
OLE MISS	39-37-76	27-55	49.1	11-25	44.0	11-17	64.7	7-16-23	17	13	2	5
No. 5 Baylor	35-43-78	24-49	40.4	11-26	42.3	19-26	73.1	13-24-37	15	17	2	3
OLE MISS	42-33-75	23-57	40.4	7-17	41.1	22-23	95.7	11-16-27	14	8	6	9
Mississippi State	33-28-61	21-53	39.6	7-25	28.0	12-16	75.0	5-25-30	12	19	3	5
OLE MISS	51-37-88	30-68	44.1	6-23	26.1	22-25	88.0	15-28-43	15	8	4	11

UPDATED CAREER HIGHS

#0 DONTE FITZPATRICK-DORSEY

POINTS
16 at Mississippi State (1/23/16)
REBOUNDS
4 vs. St. Joseph's (11/20/16)
FIELD GOALS
5 at Mississippi State (1/23/16
FREE THROWS
6, 2x last vs. UMass (11/14/16)
THREE-POINTERS
1, 2X last vs. Arkansas (2/13/16)
ASSISTS
4 at Mississippi State (1/23/16)
STEALS
2, 2x last vs. South Carolina (1/19/16)
BLOCKS
1 vs. Montana (11/24/16)

#1 DEANDRE BURNETT

POINTS
41 vs. Oral Roberts (11/18/16)
REBOUNDS
4 3x, last vs. Memphis (12/03/16)
FIELD GOALS
12 vs. Oral Roberts (11/18/16)
FREE THROWS
14 vs. Murray State (12/15/16)
THREE-POINTERS
9 vs. Oral Roberts (11/18/16)
ASSISTS
8 at Auburn (1/7/17)
STEALS
4 vs. Mississippi State (1/31/17)
BLOCKS
2 vs. UT Martin (11/11/16)

#2 CULLEN NEAL

POINTS
21 vs. UMass (11/14/16)
REBOUNDS
4, 3x last vs. Georgia (1/11/17)
FIELD GOALS
7 vs. UMass (11/14/16)
FREE THROWS
7 vs. No. 7 Baylor (1/28/17)
THREE-POINTERS
5 vs. Montana (11/24/16)
ASSISTS
9 vs. South Alabma (12/22/16)
STEALS
2 vs. UMass (11/14/16)
BLOCKS
None

#3 TERENCE DAVIS

POINTS
20 vs. Tennessee (1/17/17)
REBOUNDS
12 at Virginia Tech (12/11/16)
FIELD GOALS
9 vs. UT Martin (11/11/16)
FREE THROWS
7 vs. Memphis (12/3/16)
THREE-POINTERS
3, 4x last at Auburn (1/7/17)
ASSISTS
4, 3x last at Missouri (1/21/17)
STEALS
3, 2x last at Auburn (1/7/17)
BLOCKS
2, 2x last vs. No. 12 Creighton (11/21/16)

#4 BREEIN TYREE

POINTS
20 vs. No. 5 Baylor (1/28/17)
REBOUNDS
4, 2x last vs. No. 5 Baylor (1/28/17)
FIELD GOALS
6 vs. No. 5 Baylor (1/28/17)
FREE THROWS
7 vs. Tennessee (1/17/17)
THREE-POINTERS
2, 4x last vs. Baylor (1/28/17)
ASSISTS
6 vs. Tennessee (1/17/17)
STEALS
1, 8x last vs. Mississippi State (1/31/17)
BLOCKS
None

#5 MARCANVIS HYMON

POINTS
20 vs. Towson (11/20/15)
REBOUNDS
14 at. Southeast Missouri (12/12/15)
FIELD GOALS
10 vs. Towson (11/20/15)
FREE THROWS
4, 3x last South Alabama (12/22/16)
THREE-POINTERS
None
ASSISTS
2, 3x last vs. Auburn (1/27/16)
STEALS
4 vs. Oral Roberts (11/18/16)
BLOCKS
4, 2x last vs. Memphis (12/3/16)

#11 SEBASTIAN SAIZ

POINTS
26 vs. St. Joseph's (11/20/16)
REBOUNDS
19 vs. UMass (11/14/16)
FIELD GOALS
9, 2x last at Virginia Tech (12/11/16)
FREE THROWS
14 vs. UMass (11/14/16)
THREE-POINTERS
3 vs. Kentucky (12/29/16)
ASSISTS
3, 2x, last vs. Creighton (11/21/16)
STEALS
4, 3x, last vs. Bradley (12/19/16)
BLOCKS
6 vs. Bradley (12/19/16)

#12 KARLIS SILINS

POINTS
2, 2x last vs. Montana (11/24/16)
REBOUNDS
2 vs. No. 12 Creighton (11/21/16)
FIELD GOALS
None
FREE THROWS
2 vs. UT Martin (11/11/16)
THREE-POINTERS
None
ASSISTS
None
STEALS
1 vs. No. 12 Creighton (11/21/16)
BLOCKS
1 vs. Montana (11/24/16)

#14 RASHEED BROOKS

POINTS
22 vs. No. 12 Creighton (11/21/16)
REBOUNDS
10 vs. Georgia (1/09/16)
FIELD GOALS
9 vs. No. 12 Creighton (11/21/16)
FREE THROWS
5 vs. No. 8 Kentucky (12/29/16)
THREE-POINTERS
4, 4x last vs. No. 12 Creighton (11/21/16)
ASSISTS
5 vs. UMass (12/05/15)
STEALS
4 vs. South Carolina (1/19/16)
BLOCKS
1, 14x last vs. South Alabama (12/22/16)

#30 JAKE CODDINGTON

POINTS
3 at Kansas State (1/30/16)
REBOUNDS
2 at Missouri (2/03/16)
FIELD GOALS
1, 2x, last at Missouri (2/03/16)
FREE THROWS
None
THREE-POINTERS
1 at Kansas State (1/30/16)
ASSISTS
None
STEALS
1 at Tennessee (3/05/16)
BLOCKS
None

#50 JUSTAS FURMANAVICIUS

POINTS
15 vs. Tennessee (1/17/17)
REBOUNDS
13 vs. UT Martin (11/11/16)
FIELD GOALS
6 vs. South Alabama (12/22/16)
FREE THROWS
7 vs. Tennessee (1/17/17)
THREE-POINTERS
1, 4x last vs. Georgia (1/11/17)
ASSISTS
3 vs. UT Martin (11/11/16)
STEALS
4 vs. UT Martin (11/11/16)
BLOCKS
4 vs. Montana (11/24/16)

UPDATED SEASON HIGHS

#0 DONTE FITZPATRICK-DORSEY
POINTS
6 vs. UMass (11/14/16)
REBOUNDS
4 vs. St. Joseph's (11/20/16)
FIELD GOALS
1, 8x last vs. Mississippi State (1/31/17)
FREE THROWS
4 vs. UMass (11/14/16)
THREE-POINTERS
None
ASSISTS
2, 2x last vs. Montana (11/24/16)
STEALS
1, 5x last vs. South Alabama (12/22/16)
BLOCKS
1 vs. Montana (11/24/16)

#1 DEANDRE BURNETT
POINTS
41 vs. Oral Roberts (11/18/16)
REBOUNDS
4 3x, last vs. Memphis (12/03/16)
FIELD GOALS
12 vs. Oral Roberts (11/18/16)
FREE THROWS
14 vs. Murray State (12/15/16)
THREE-POINTERS
9 vs. Oral Roberts (11/18/16)
ASSISTS
8 at Auburn (1/7/17)
STEALS
4 vs. Mississippi State (1/31/17)
BLOCKS
2 vs. UT Martin (11/11/16)

#2 CULLEN NEAL
POINTS
21 vs. UMass (11/14/16)
REBOUNDS
4, 3x last vs. Georgia (1/11/17)
FIELD GOALS
7 vs. UMass (11/14/16)
FREE THROWS
7 vs. No. 7 Baylor (1/28/17)
THREE-POINTERS
5 vs. Montana (11/24/16)
ASSISTS
9 vs. South Alabma (12/22/16)
STEALS
2 vs. UMass (11/14/16)
BLOCKS
None

#3 TERENCE DAVIS
POINTS
20 vs. Tennessee (1/17/17)
REBOUNDS
12 at Virginia Tech (12/11/16)
FIELD GOALS
9 vs. UT Martin (11/11/16)
FREE THROWS
7 vs. Memphis (12/3/16)
THREE-POINTERS
5 vs. Texas A&M (1/25/17)
ASSISTS
4, 4x last vs. Mississippi State (1/31/17)
STEALS
3, 2x last at Auburn (1/7/17)
BLOCKS
3, 2x last vs. No. 5 Baylor (1/28/17)

#4 BREEIN TYREE
POINTS
20 vs. No. 5 Baylor (1/28/17)
REBOUNDS
4, 2x last vs. No. 5 Baylor (1/28/17)
FIELD GOALS
6 vs. No. 5 Baylor (1/28/17)
FREE THROWS
7 vs. Tennessee (1/17/17)
THREE-POINTERS
2, 4x last vs. Baylor (1/28/17)
ASSISTS
6 vs. Tennessee (1/17/17)
STEALS
1, 8x last vs. Mississippi State (1/31/17)
BLOCKS
None

#5 MARCANVIS HYMON
POINTS
8 vs. Oral Roberts (11/18/16)
REBOUNDS
11 vs. Oral Roberts (11/18/16)
FIELD GOALS
3, 2x last vs. Oral Roberts (11/18/16)
FREE THROWS
4 vs. South Alabama (12/22/16)
THREE-POINTERS
None
ASSISTS
2, 2x last vs. Memphis (12/03/16)
STEALS
4 vs. Oral Roberts (11/18/16)
BLOCKS
4, 2x last vs. Memphis (12/03/16)

#11 SEBASTIAN SAIZ
POINTS
26 vs. St. Joseph's (11/20/16)
REBOUNDS
19 vs. UMass (11/14/16)
FIELD GOALS
9, 2x last at Virginia Tech (12/11/16)
FREE THROWS
14 vs. UMass (11/14/16)
THREE-POINTERS
3 vs. No. 8 Kentucky (12/29/16)
ASSISTS
3 vs. No. 12 Creighton (11/21/16)
STEALS
4 vs. Bradley (12/19/16)
BLOCKS
6 vs. Bradley (12/19/16)

#12 KARLIS SILINS
POINTS
2, 2x last vs. Montana (11/24/16)
REBOUNDS
2, 2x last vs. No. 12 Creighton (11/21/16)
FIELD GOALS
1 vs. Memphis (12/3/16)
FREE THROWS
2 vs. UT Martin (11/11/16)
THREE-POINTERS
None
ASSISTS
None
STEALS
1 vs. No. 12 Creighton (11/21/16)
BLOCKS
1 vs. Montana (11/24/16)

#14 RASHEED BROOKS
POINTS
22 vs. No. 12 Creighton (11/21/16)
REBOUNDS
7, 2x, last vs. South Alabama (12/22/16)
FIELD GOALS
9 vs. No. 12 Creighton (11/21/16)
FREE THROWS
5 vs. No. 8 Kentucky (12/29/16)
THREE-POINTERS
4 vs. No. 12 Creighton (11/21/16)
ASSISTS
4, 2x last vs. Montana (11/24/16)
STEALS
3, 2x last vs. No. 8 Kentucky (12/29/16)
BLOCKS
1, 4x last vs. South Alabama (12/22/16)

#30 JAKE CODDINGTON
POINTS
None
REBOUNDS
None
FIELD GOALS
None
FREE THROWS
None
THREE-POINTERS
None
ASSISTS
None
STEALS
None
BLOCKS
None

#50 JUSTAS FURMANAVICIUS
POINTS
15 vs. Tennessee (1/17/17)
REBOUNDS
13 vs. UT Martin (11/11/16)
FIELD GOALS
6 vs. South Alabama (12/22/16)
FREE THROWS
7 vs. Tennessee (1/17/17)
THREE-POINTERS
1, 4x last vs. Georgia (1/11/17)
ASSISTS
3 vs. UT Martin (11/11/16)
STEALS
4 vs. UT Martin (11/11/16)
BLOCKS
4 vs. Montana (11/24/16)

THE LAST TIME ...

AN OLE MISS TEAM...

Scored 100+ points at home . . . . . 105 vs. Oregon (Dec. 8, 2013)
Scored 100+ points on the road. . . . . 104 at Mississippi State (4ot) (Jan. 24, 1990)
Scored 100+ points and lost . . . . . 105 vs. Oregon (Dec. 8, 2013)
Scored 110+ points . . . . . .111 vs. Mississippi Valley State (Nov. 22, 2013)
Scored 50 points or less . . . . . .47 vs. Georgia (Jan. 11, 2017)
Scored 40 points or less . . . . . 40 at Kentucky (Feb. 22, 2006)
Scored 50 or less and won . . . . . .50-48 vs. SMU (Jan. 3, 2012)
Held opponent to 50 or less . . . . . 49 vs. Bradley (Dec. 19, 2016)
Won an overtime game . . . . . .95-88 vs. Oral Roberts (Nov. 18, 2016)
Lost an overtime game . . . . . 74-77 vs No. 18 South Carolina (Jan. 19, 2016)
Won a double overtime game. . . . . 90-87 vs. Texas Tech (Mar. 23, 2010)
Lost a double overtime game . . . . . .69-67 at Alabama (Feb. 4, 2012)
Played a triple overtime game . . . . . Never Happened
Played a four-overtime game. . . . . .102-104 at Mississippi State (Jan. 24, 1990)

Made 10+ three-point field goals . . . . . 11 vs. Texas A&M (Jan. 25, 2017)
Made 12+ three-point field goals . . . . . .12 at Auburn (Jan. 7, 2017)
Made 15+ three-point field goals . . . . . 15 vs. Oregon (Dec. 8, 2013)
Allowed 10+ three-point field goals. . . . . 11 vs. No. 5 Baylor (Jan. 28, 2017)
Had 15+ rebound margin . . . . . .15 vs. South Alabama (Dec. 22, 2016)
Had 20+ rebound margin . . . . . .22 vs. Arkansas (Jan. 11, 2012)
Had 25+ rebound margin . . . . . 25 vs. Florida A&M (Dec. 22, 2008)
Had 50+ rebounds . . . . . .50 vs. Tennessee (Jan. 17, 2017)
Had 60+ rebounds . . . . . 64 vs. Troy (Nov. 27, 2007)
Had two players with 10+ rebounds . . . . . .at Missouri (Jan. 21, 2017)
. . . . . .Sebastian Saiz (10), Terence Davis (11)
Had three players with 10+ rebounds. . . . . vs. Georgia (Jan. 9, 2016)
. . . . . Sebastian Saiz (10), Martavious Newby (10), and Rasheed Brooks (10)
Had two players with 20+ points. . . . . .vs. No. 5 Baylor (Jan. 28, 2016)
. . . . . .Sebastian Saiz (20), Breein Tyree (20)

Attempted 30+ free throws. . . . . .42 vs. Tennessee (Jan. 17, 2017)
Attempted 40+ free throws. . . . . .42 vs. Tennessee (Jan. 17, 2017)
Attempted 50+ free throws. . . . . .53 vs. Georgia Southern (Nov. 17, 2015)
Made 25+ free throws . . . . . .27 vs. Tennessee (Jan. 17, 2017)
Made 30+ free throws . . . . . 33 vs. UMass (Nov. 14, 2016)
Made 35+ free throws . . . . . .40 vs. Georgia Southern (Nov. 17, 2015)
Made 40+ free throws . . . . . .40 vs. Georgia Southern (Nov. 17, 2015)
Shot 90% or better from FT line . . . . . 95.7% vs. No. 5 Baylor (Jan. 28, 2017)

Had 20+ assists . . . . . .23 vs. South Alabama (Dec. 22, 2016)
Had 25+ assists . . . . . 32 vs. Centenary (Dec. 19, 2009)
Had 30+ assists . . . . . 32 vs. Centenary (Dec. 19, 2009)

Had 20+ turnovers. . . . . 21 at South Carolina (Jan. 14, 2017)
Had 25+ turnovers. . . . . 26 vs. Southern Utah (Nov. 18, 2005)
Forced 20+ turnovers. . . . . 20 at South Carolina (Jan. 14, 2017)
Forced 25+ turnovers. . . . . .25 vs Bradley (Nov. 28, 2015)
Forced 30+ turnovers. . . . . .31 vs. Louisiana-Monroe (Nov. 24, 2007)

Had 10+ steals. . . . . .10 vs. No. 25 Florida (Jan. 3, 2017)
Had 15+ steals. . . . . 20 vs. Lipscomb (Nov. 23, 2012)
Had 20+ steals. . . . . 20 vs. Lipscomb (Nov. 23, 2012)

Blocked 5+ shots . . . . . 6 vs. No. 5 Baylor (Jan. 28, 2017)
Blocked 10+ shots . . . . . 13 vs. Bradley (Dec. 19, 2016)
Blocked 12+ shots . . . . . 13 vs. Bradley (Dec. 19, 2016)

Beat a ranked team. . . . . .96-82 at No. 19 Arkansas (Jan. 17, 2015)
Beat a ranked team on the road . . . . . .96-82 at No. 19 Arkansas (Jan. 17, 2015)
Beat a ranked team on a neutral floor. . . . 75-68 vs. No. 23 Creighton (Nov. 28, 2014)

Kept every opposing player out of double figures . . . . . vs. UL-Monroe (Nov. 11, 2011)
Had all five starters score in double figures. . . . . at Memphis (Dec. 18, 2015)
Had five players score in double figures . . . . . at Auburn (Jan. 7, 2017)
Had six players score in double figures . . . . . at Auburn (Jan. 7, 2017)
Had no players score in double figures . . . . . at LSU (Jan. 7, 2012)

Overcame a 5-point+ halftime deficit to win. . . . . .8 at Auburn (Jan. 7, 2017)
Overcame a 5-point+ halftime deficit on the road to win . . . .8 at Auburn (Jan. 7, 2017)
Overcame a 10-point+ halftime deficit to win . . . . . .17 vs. BYU (March 17, 2015)
Overcame a 15-point+ second half deficit to win . . . . . .15 vs. Georgia (Jan. 9, 2016)

AN OLE MISS PLAYER...

Scored 20+ points . . . . . .20, Sebastian Saiz and Breein Tyree
. . . . . vs. No. 5 Baylor (Jan. 28, 2017)
Scored 30+ points . . . . . 41, Deandre Burnett vs. Oral Roberts (Nov. 18, 2016)
Scored 35+ points . . . . . 41, Deandre Burnett vs. Oral Roberts (Nov. 18, 2016)
Scored 40+ points . . . . . 41, Deandre Burnett vs. Oral Roberts (Nov. 18, 2016)
Scored 50+ points . . . . . 53, Gerald Glass vs. LSU (Mar. 4, 1989)

Scored 20+ points in 5 straight games. . . . . .Stefan Moody (11/25/15-1/28/16)
Scored 20+ points in 10 straight games. . . . . .Stefan Moody (11/25/15-1/28/16)
Scored 20+ points in 14 straight games. . . . . .Stefan Moody (11/25/15-1/28/16)
Scored 20+ points in 18 straight games. . . . . .Joe Gibbon (12/10/56-2/28/57)
Scored 20+ points in 22 straight games. . . . . Johnny Neumann (12/01/70-2/22/71)

Made 5+ 3-pointers . . . . . .5, Terence Davis vs. Texas A&M (Jan. 25, 2016)
Made 7+ 3-pointers . . . . . .9, Deandre Burnett vs. Oral Roberts (Nov. 18, 2016)
Made 8+ 3-pointers . . . . . .9, Deandre Burnett vs. Oral Roberts (Nov. 18, 2016)
Made 9+ 3-pointers . . . . . .9, Deandre Burnett vs. Oral Roberts (Nov. 18, 2016)
Made 10+ 3-pointers . . . . . 10, Marshall Henderson vs. Oregon (Dec. 8, 2013)
Attempted 10+ 3-pointers . . . . . 12, Deandre Burnett vs. Oral Roberts (Nov. 18, 2016
Attempted 15+ 3-pointers . . . . . .17, Stefan Moody vs. Alabama (March 10, 2016)

Had a double-double . . . . . Sebastian Saiz, 19 points, 11 rebounds
. . . . . .vs. Mississippi State (Jan. 31, 2017)
Had a double-double in 2 straight games . . . . . .Sebastian Saiz
. . . . . (1/28/17-1/31/17)
Had a double-double in 3 straight games . . . . . .Sebastian Saiz (1/14/17-1/21/17)
Had a double-double in 4 straight games . . . . . .Sebastian Saiz (12/15/16-12/29/16)
Had a double-double in 5 straight games . . . . . .Sebastian Saiz (12/15/16-1/3/17)
Had a double-double in 6 straight games . . . . . .Sebastian Saiz (12/15/16-1/7/17)
Had a double-double in 7 straight games . . . . . .Rahim Lockhart (11/19/99-12/4/99)
Had 5+ double-doubles in a season . . . . . .15, Sebastian Saiz - 2016-17 season
Had 10+ double-doubles in a season . . . . . .15, Sebastian Saiz - 2016-17 season
Had 15+ double-doubles in a season . . . . . .15, Sebastian Saiz - 2016-17 season
Had 18+ double-doubles in a season . . . . . 18, Dewayne Curtis - 2007-08 season

Had 20+ points and 15+ rebounds . . . . . .Sebastian Saiz, 23 pts/16 rebs
. . . . . vs. South Alabama (Dec. 22, 2016)
Had 20+ points and 20+ rebounds . . . . . Walter Actwood, 22 pts/22 rebs
. . . . . vs. ISU-Evansville (Dec. 1, 1975)

Had 15+ rebounds . . . . . 15, Sebastian Saiz at South Carolina (Jan. 14, 2017)
Had 20+ rebounds . . . . . .20, Murphy Holloway vs. Auburn (Feb. 24, 2010)
Had 10+ offensive rebounds. . . . . 10, Dwayne Curtis vs. Auburn (Feb. 25, 2006)
Had 10+ defensive rebounds . . . . 11, Sebastian Saiz at South Carolina (Jan. 14, 2017)

Had 10+ assists . . . . . .10, Jarvis Summers vs. BYU (March 17, 2015)
Had 15+ assists . . . . . 15, Sean Tuohy vs. Auburn (Jan. 26, 1980)
Has 9+ assists and 0 turnovers . . . . 9, Cullen Neal vs. South Alabama (Dec. 22, 2016)

Had 5+ blocks . . . . . 6, Sebastian Saiz vs. Bradley (Dec. 19, 2016)
Had 8+ blocks . . . . . 8, Reginald Buckner at Arkansas (Feb. 5, 2011)

Had 5+ steals. . . . . 6, Stefan Moody vs. Troy (Dec. 22, 2015)
Had 8+ steals. . . . . .8, Gerald Glass vs. Christian Bros. (Nov. 25, 1988)

Made 10+ free throws . . . . . 14, Sebastian Saiz vs. UMass (Nov. 14, 2016)
Made 15+ free throws . . . . . .15, Stefan Moody vs. Mississippi State (March 3, 2016)
Attempted 10+ free throws. . . 10, Deandre Burnett vs. South Alabama (Dec. 22, 2016)
Attempted 15+ free throws. . . . . 18, Sebastian Saiz vs. UMass (Nov. 14, 2016)
Attempted 20+ free throws. . . . . 20, Ansu Sesay vs. Arkansas (Feb. 18, 1995)

Shot 100% from the floor (min. 5) . . . . . Marcanvis Humon, 6-6
. . . . . vs. La. Tech (Dec. 15, 2015)
Shot 90% from the floor (min. 10) . . . . . Marcanvis Hymon, 10-11,
. . . . . vs. Towson (Nov. 20, 2015)

Played 40+ minutes . . . . . 41, Deandre Burnett vs. Oral Roberts (Nov. 18, 2016)

Fouled out . . . . . Terence Davis vs. No. 5 Baylor (Jan. 28, 2017)

GAME BOX SCORES

Official Basketball Box Score -- Game Totals -- Final Statistics
UT Martin vs Ole Miss
11/11/16 6 PM at Oxford, Miss./The Pavilion at Ole Miss

UT Martin 83 • 0-1

##	Player		Total FG-FGA	3-Ptr FG-FGA	FT-FTA	Rebounds Off	Def	Tot	PF	TP	A	TO	Blk	Stl	Min
04	EDWARDS, Kedar	f	6-15	1-5	0-0	5	2	7	5	13	5	5	0	1	32
10	ROWE, Chandler	f	2-4	1-1	4-5	2	3	5	4	9	2	0	0	3	20
25	MARTINEZ, Javier	f	3-7	0-0	3-6	5	2	7	3	9	0	3	0	0	32
01	BUTLER, Matthew	g	8-18	7-14	2-2	0	2	2	3	25	3	5	0	0	38
02	MOBLEY, Jacolby	g	4-19	3-12	6-7	1	1	2	4	17	1	1	0	1	37
03	BAILEY, Dante		0-3	0-1	2-2	0	0	0	2	2	0	0	0	0	10
05	FOFANA, Mike		0-0	0-0	0-0	0	0	0	1	0	0	0	0	0	0+
12	LEWIS, Fatodd		4-6	0-0	0-2	2	3	5	4	8	2	2	1	3	24
13	PUGH, Malik		0-0	0-0	0-0	0	1	1	0	0	0	1	0	0	2
21	LONDON, Malik		0-0	0-0	0-0	0	0	0	2	0	0	0	0	0	2
22	BEAUFORT, Kahari		0-1	0-0	0-0	0	0	0	1	0	0	0	0	0	3
	Team					6	5	11							
	Totals		27-73	12-33	17-24	21	19	40	29	83	13	17	1	8	200

FG % 1st Half: 15-30 50.0% 2nd half: 12-43 27.9% Game: 27-73 37.0%
3FG % 1st Half: 5-13 38.5% 2nd half: 7-20 35.0% Game: 12-33 36.4%
FT % 1st Half: 7-10 70.0% 2nd half: 10-14 71.4% Game: 17-24 70.8%

Deadball Rebounds 3

Ole Miss 86 • 1-0

##	Player		Total FG-FGA	3-Ptr FG-FGA	FT-FTA	Rebounds Off	Def	Tot	PF	TP	A	TO	Blk	Stl	Min
11	Saiz,Sebastian	f	2-3	1-1	0-0	1	2	3	5	5	0	2	0	1	17
01	Burnett,Deandre	g	5-11	3-6	10-10	0	2	2	3	23	1	4	2	1	32
02	Neal,Cullen	g	2-8	1-5	5-6	0	2	2	3	10	4	2	0	0	29
14	Brooks,Rasheed	g	4-9	2-4	2-2	0	2	2	0	12	3	6	1	2	30
50	Furmanavicius,Justas	g	2-8	0-1	3-9	7	6	13	2	7	3	1	2	4	31
00	Fitzpatrick-Dorsey,D		0-0	0-0	2-2	2	0	2	2	2	0	2	0	0	4
03	Davis,Terence		9-13	0-2	1-1	2	4	6	4	19	2	3	1	1	25
05	Hymon,Marcanvis		3-4	0-0	0-5	3	5	8	4	6	1	4	4	0	29
12	Silins,Karlis		0-0	0-0	2-2	0	0	0	1	2	0	0	0	0	3
	Team					1	5	6							
	Totals		27-56	7-19	25-37	16	28	44	24	86	14	24	10	9	200

FG % 1st Half: 11-24 45.8% 2nd half: 16-32 50.0% Game: 27-56 48.2%
3FG % 1st Half: 3-10 30.0% 2nd half: 4-9 44.4% Game: 7-19 36.8%
FT % 1st Half: 14-20 70.0% 2nd half: 11-17 64.7% Game: 25-37 67.6%

Deadball Rebounds 6,1

Officials: Tony Henderson, Jason Baker, Ken Washington
Technical fouls: UT Martin-EDWARDS, Kedar. Ole Miss-None.
Attendance: 6123

Score by periods	1st	2nd	Total
UT Martin	42	41	**83**
Ole Miss	39	47	**86**

Official Basketball Box Score -- Game Totals -- Final Statistics
UMass vs Ole Miss
11/14/16 6 PM at Oxford, Miss./The Pavilion at Ole Miss

UMass 88 • 1-1

##	Player		Total FG-FGA	3-Ptr FG-FGA	FT-FTA	Rebounds Off	Def	Tot	PF	TP	A	TO	Blk	Stl	Min
14	COLEMAN, Zach	f	0-1	0-1	0-0	1	2	3	4	0	1	0	1	1	22
45	HOLLOWAY, Rashaan	c	2-7	0-0	0-2	2	4	6	4	4	0	1	0	0	14
00	CLARK, Donte	g	5-9	2-4	1-2	0	3	3	5	13	3	2	0	2	26
02	PIPKINS, Luwane	g	5-14	3-7	5-5	0	1	1	2	18	1	4	0	4	28
03	JARREAU, DeJon	g	6-13	4-9	9-14	0	8	8	2	25	6	3	1	0	26
01	LEWIS, Zach		6-14	4-10	4-6	1	0	1	2	20	1	1	2	1	32
05	BALDWIN, Chris		1-3	0-0	0-0	2	2	4	2	2	1	0	1	0	15
10	HINES, Malik		0-0	0-0	1-2	0	1	1	4	1	0	2	0	1	7
23	ANDERSON, C.J.		1-1	0-0	3-5	3	2	5	3	5	4	3	0	1	25
24	FLOWERS, Tyrn		0-2	0-2	0-0	1	2	3	1	0	0	2	0	0	5
	Team					4	0	4							
	Totals		26-64	13-33	23-36	14	25	39	29	88	17	18	5	10	200

FG % 1st Half: 12-28 42.9% 2nd half: 14-36 38.9% Game: 26-64 40.6%
3FG % 1st Half: 9-18 50.0% 2nd half: 4-15 26.7% Game: 13-33 39.4%
FT % 1st Half: 15-23 65.2% 2nd half: 8-13 61.5% Game: 23-36 63.9%

Deadball Rebounds 7

Ole Miss 90 • 2-0

##	Player		Total FG-FGA	3-Ptr FG-FGA	FT-FTA	Rebounds Off	Def	Tot	PF	TP	A	TO	Blk	Stl	Min
11	Saiz,Sebastian	f	4-9	0-1	14-18	8	11	19	3	22	1	2	2	1	37
50	Furmanavicius,Justas	f	1-5	0-0	1-2	2	3	5	3	3	0	1	2	0	27
01	Burnett,Deandre	g	3-15	0-1	6-6	0	2	2	3	12	1	4	0	1	24
02	Neal,Cullen	g	7-15	4-7	3-6	1	0	1	4	21	2	2	0	2	34
14	Brooks,Rasheed	g	5-10	0-3	1-2	2	5	7	3	11	1	4	0	0	30
00	Fitzpatrick-Dorsey,D		1-1	0-0	4-4	1	1	2	1	6	1	1	0	1	14
03	Davis,Terence		4-8	1-3	4-6	0	2	2	5	13	0	1	0	0	12
04	Tyree,Breein		0-0	0-0	0-0	0	2	2	1	0	0	0	0	0	5
05	Hymon,Marcanvis		1-1	0-0	0-0	1	1	2	4	2	0	2	0	0	9
12	Silins,Karlis		0-0	0-0	0-2	1	0	1	1	0	0	0	0	0	8
	Team					2	1	3							
	Totals		26-64	5-15	33-46	18	28	46	28	90	6	17	4	5	200

FG % 1st Half: 11-37 29.7% 2nd half: 15-27 55.6% Game: 26-64 40.6%
3FG % 1st Half: 3-11 27.3% 2nd half: 2-4 50.0% Game: 5-15 33.3%
FT % 1st Half: 15-24 62.5% 2nd half: 18-22 81.8% Game: 33-46 71.7%

Deadball Rebounds 8,2

Officials: Karl Hess, Mike Nance, Ron Groover
Technical fouls: UMass-COLEMAN, Zach. Ole Miss-Davis,Terence.
Attendance: 5291

Score by periods	1st	2nd	Total
UMass	48	40	**88**
Ole Miss	40	50	**90**

Points	In Paint	Off T/O	2nd Chance	Fast Break	Bench
UMASS	20	10	8	17	28
OM	38	25	17	7	21

Last FG - UMASS 2nd-03:49, OM 2nd-00:04.
Largest lead - UMASS by 9 2nd-04:33, OM by 10 1st-07:39.
UMASS led for 19:57. OM led for 15:14. Game was tied for 04:49.

Score tied - 5 times.
Lead changed - 8 times.

Official Basketball Box Score -- Game Totals -- Final Statistics
Oral Roberts vs Ole Miss
11/18/16 4:00 p.m.AST at St. Thomas, U.S. Virgin Islands

Oral Roberts 88 • 1-2

##	Player		Total FG-FGA	3-Ptr FG-FGA	FT-FTA	Rebounds Off	Def	Tot	PF	TP	A	TO	Blk	Stl	Min
23	NZEKWESI, Emmanuel	f	8-13	2-2	2-2	3	11	14	4	20	0	2	0	0	44
44	OWENS, Albert	c	7-12	0-0	8-8	1	2	3	1	22	3	1	0	2	36
01	MARTIN, Kris	g	4-10	4-6	3-4	0	1	1	3	15	3	5	1	1	36
10	BRADLEY, Jalen	g	6-16	0-3	0-0	1	3	4	0	12	6	2	0	3	44
13	ANDERSON, Aaron	g	1-1	1-1	0-0	1	2	3	2	3	3	1	0	1	22
00	YOUNG, Aaron		2-7	2-5	2-2	0	1	1	5	8	2	3	0	0	21
03	HARRIS, Jontray		2-2	2-2	0-0	0	0	0	2	6	1	1	0	0	7
30	McDANIEL, Dezmond		0-0	0-0	0-0	0	0	0	0	0	0	0	0	0	8
52	MILLER, Chris		1-4	0-0	0-0	2	2	4	2	2	1	1	0	0	7
	Team					1	2	3				1			
	Totals		31-65	11-19	15-16	9	24	33	19	88	19	17	1	7	225

FG % 1st Half: 13-31 41.9% 2nd half: 16-28 57.1% OT: 2-6 33.3% Game: 31-65 47.7%
3FG % 1st Half: 6-9 66.7% 2nd half: 4-7 57.1% OT: 1-3 33.3% Game: 11-19 57.9%
FT % 1st Half: 2-2 100.0 2nd half: 9-10 90.0% OT: 4-4 100.0 Game: 15-16 93.8%

Deadball Rebounds 1,1

Ole Miss 95 • 3-0

##	Player		Total FG-FGA	3-Ptr FG-FGA	FT-FTA	Rebounds Off	Def	Tot	PF	TP	A	TO	Blk	Stl	Min
11	Saiz,Sebastian	f	5-9	0-1	1-2	2	4	6	4	11	0	2	0	0	39
50	Furmanavicius,Justas	f	0-1	0-0	1-2	2	0	2	3	1	0	1	0	0	12
01	Burnett,Deandre	g	12-19	9-12	8-8	1	3	4	1	41	4	2	0	0	41
02	Neal,Cullen	g	2-6	2-3	2-2	0	4	4	1	8	3	3	0	0	31
14	Brooks,Rasheed	g	4-13	1-6	2-2	0	1	1	1	11	4	2	0	2	26
00	Fitzpatrick-Dorsey,D		1-1	0-0	0-0	0	3	3	0	2	2	1	0	1	15
03	Davis,Terence		5-15	0-4	3-7	2	3	5	1	13	4	2	1	3	22
05	Hymon,Marcanvis		3-5	0-0	2-4	6	5	11	3	8	1	3	2	4	33
12	Silins,Karlis		0-0	0-0	0-0	1	1	2	1	0	0	0	0	0	6
	Team					1	1	2							
	Totals		32-69	12-26	19-27	15	25	40	15	95	18	16	3	10	225

FG % 1st Half: 14-28 50.0% 2nd half: 14-33 42.4% OT: 4-8 50.0% Game: 32-69 46.4%
3FG % 1st Half: 6-14 42.9% 2nd half: 4-10 40.0% OT: 2-2 100.0 Game: 12-26 46.2%
FT % 1st Half: 3-4 75.0% 2nd half: 10-15 66.7% OT: 6-8 75.0% Game: 19-27 70.4%

Deadball Rebounds 5

Officials: Tim Comer, Tony Crisp, Dennis Allocco
Technical fouls: Oral Roberts-None. Ole Miss-None.
Attendance: 512
2016 U.S. Virgin Islands Paradise Jam Basketball Tournament.
Presented by Basketball Travelers.

Score by periods	1st	2nd	OT	Total
Oral Roberts	34	45	9	**88**
Ole Miss	37	42	16	**95**

Official Basketball Box Score -- Game Totals -- Final Statistics
Saint Joseph's vs Ole Miss
11/20/16 7:00 p.m.AST at St. Thomas, U.S. Virgin Islands

Saint Joseph's 68 • 3-1

##	Player		Total FG-FGA	3-Ptr FG-FGA	FT-FTA	Rebounds Off	Def	Tot	PF	TP	A	TO	Blk	Stl	Min
02	BROWN, Charlie	f	5-10	3-5	0-0	1	3	4	3	13	0	1	0	1	33
05	ROBINSON, Nick	f	1-5	1-3	1-2	0	5	5	1	4	3	4	0	1	22
23	LODGE, Markell	f	4-4	0-0	0-3	0	2	2	2	8	0	0	0	0	19
00	KIMBLE, Lamarr	g	3-13	1-6	3-6	3	4	7	2	10	4	0	0	0	37
01	NEWKIRK, Shavar	g	7-11	1-3	6-10	1	2	3	3	21	6	2	0	3	35
15	CLOVER, Chris		3-7	2-4	0-1	0	0	0	0	8	0	3	0	2	15
20	CASPER, Brendan		0-3	0-1	0-0	0	2	2	3	0	1	2	0	1	18
32	WILLIAMS, Jai		0-0	0-0	0-0	0	1	1	2	0	0	0	0	0	10
34	BAUMANN, Javon		2-2	0-0	0-0	2	3	5	3	4	0	1	0	0	11
	Team					0	4	4							
	Totals		25-55	8-22	10-22	7	26	33	19	68	14	13	0	8	200

FG % 1st Half: 14-27 51.9% 2nd half: 11-28 39.3% Game: 25-55 45.5%
3FG % 1st Half: 6-11 54.5% 2nd half: 2-11 18.2% Game: 8-22 36.4%
FT % 1st Half: 3-9 33.3% 2nd half: 7-13 53.8% Game: 10-22 45.5%

Deadball Rebounds 6,1

Ole Miss 81 • 4-0

##	Player		Total FG-FGA	3-Ptr FG-FGA	FT-FTA	Rebounds Off	Def	Tot	PF	TP	A	TO	Blk	Stl	Min
05	Hymon,Marcanvis	f	1-1	0-0	0-1	0	2	2	3	2	0	0	1	1	20
11	Saiz,Sebastian	f	9-13	2-2	6-8	3	9	12	4	26	0	4	0	1	33
01	Burnett,Deandre	g	5-19	3-8	7-8	0	4	4	0	20	4	2	0	1	36
02	Neal,Cullen	g	3-8	3-7	2-2	0	2	2	0	11	2	0	0	1	34
14	Brooks,Rasheed	g	4-9	3-5	0-0	2	3	5	4	11	3	3	0	0	21
00	Fitzpatrick-Dorsey,D		1-2	0-1	0-0	1	3	4	1	2	0	2	0	0	7
03	Davis,Terence		1-6	1-3	0-0	0	1	1	4	3	2	1	2	2	19
04	Tyree,Breein		0-1	0-1	0-0	0	0	0	1	0	1	0	0	0	3
12	Silins,Karlis		0-0	0-0	0-0	0	0	0	0	0	0	0	0	0	2
50	Furmanavicius,Justas		3-5	0-1	0-0	5	5	10	3	6	2	1	1	0	25
	Team					2	0	2				1			
	Totals		27-64	12-28	15-19	13	29	42	20	81	14	14	4	6	200

FG % 1st Half: 14-35 40.0% 2nd half: 13-29 44.8% Game: 27-64 42.2%
3FG % 1st Half: 8-18 44.4% 2nd half: 4-10 40.0% Game: 12-28 42.9%
FT % 1st Half: 5-6 83.3% 2nd half: 10-13 76.9% Game: 15-19 78.9%

Deadball Rebounds 1

Officials: Joe LIndsay, Justin Porterfield, Duke Edsall
Technical fouls: Saint Joseph's-None. Ole Miss-None.
Attendance:
2016 U.S. VIrgin Islands Paradise Jam Men's Basketball Tournament.
PRESENTED BY BASKETBALL TRAVELERS.

Score by periods	1st	2nd	Total
Saint Joseph's	37	31	**68**
Ole Miss	41	40	**81**

GAME BOX SCORES

Official Basketball Box Score -- Game Totals -- Final Statistics
Ole Miss vs Creighton
11/21/16 9:30 p.m.AST at St. Thomas, U.S. Virigin Islands

Ole Miss 77 • 4-1

##	Player		Total FG-FGA	3-Ptr FG-FGA	FT-FTA	Rebounds Off	Def	Tot	PF	TP	A	TO	Blk	Stl	Min
05	Hymon,Marcanvis	f	2-3	0-0	1-3	0	0	0	2	5	0	1	0	1	12
11	Saiz,Sebastian	f	1-4	0-0	2-2	4	10	14	3	4	3	1	2	1	35
01	Burnett,Deandre	g	7-17	3-8	5-6	1	0	1	1	22	3	7	0	1	33
02	Neal,Cullen	g	4-10	2-6	0-0	0	0	0	4	10	0	2	0	0	28
14	Brooks,Rasheed	g	9-14	4-9	0-0	0	2	2	2	22	1	0	0	2	35
00	Fitzpatrick-Dorsey,D		0-1	0-1	0-0	0	1	1	0	0	0	1	0	0	2
03	Davis,Terence		2-7	0-1	3-3	2	2	4	1	7	1	1	2	2	18
04	Tyree,Breein		0-2	0-1	0-0	0	0	0	1	0	1	0	0	0	4
12	Silins,Karlis		0-1	0-0	0-0	1	1	2	1	0	0	0	0	1	5
50	Furmanavicius,Justas		3-4	0-1	1-3	3	3	6	1	7	1	0	1	1	28
	Team					6	1	7							
	Totals		28-63	9-27	12-17	17	20	37	16	77	10	13	5	9	200

FG % 1st Half: 17-36 47.2% 2nd half: 11-27 40.7% Game: 28-63 44.4%
3FG % 1st Half: 7-17 41.2% 2nd half: 2-10 20.0% Game: 9-27 33.3%
FT % 1st Half: 5-5 100.0 2nd half: 7-12 58.3% Game: 12-17 70.6%

Deadball Rebounds
2

Creighton 86 • 5-0

##	Player		Total FG-FGA	3-Ptr FG-FGA	FT-FTA	Rebounds Off	Def	Tot	PF	TP	A	TO	Blk	Stl	Min
10	WATSON, Jr, Maurice	f	4-10	1-2	0-1	1	4	5	2	9	7	4	0	2	38
13	HUFF, Cole	f	2-6	2-4	2-2	0	1	1	2	8	2	1	0	0	21
23	PATTON, Justin	c	5-7	0-0	1-2	2	3	5	4	11	2	3	2	0	28
00	FOSTER, Marcus	g	9-15	5-8	2-2	1	5	6	0	25	3	1	0	0	37
02	THOMAS, Khyri	g	5-6	3-4	3-3	0	4	4	3	16	3	2	1	0	27
11	CLEMENT, Tyler		0-0	0-0	0-0	0	1	1	0	0	1	1	0	0	2
15	KRAMPELJ, Martin		0-0	0-0	0-0	0	0	0	0	0	0	1	0	0	0+
21	ZIERDEN, Isaiah		1-2	1-2	0-0	0	0	0	0	3	0	0	0	0	16
32	HEGNER, Toby		4-6	4-6	0-0	0	1	1	3	12	0	0	1	1	21
40	HANSON, Zach		1-7	0-0	0-0	2	1	3	1	2	0	1	0	1	10
	Team					1	0	1							
	Totals		31-59	16-26	8-10	7	20	27	15	86	18	14	4	4	200

FG % 1st Half: 14-34 41.2% 2nd half: 17-25 68.0% Game: 31-59 52.5%
3FG % 1st Half: 7-11 63.6% 2nd half: 9-15 60.0% Game: 16-26 61.5%
FT % 1st Half: 5-6 83.3% 2nd half: 3-4 75.0% Game: 8-10 80.0%

Deadball Rebounds
3,1

Officials: Joe Lindsay, Matt Potter, Jerry Heater
Technical fouls: Ole Miss-None. Creighton-None.
Attendance: 2699
2016 U.S. Virgin Islands Paradise Jam Basketball Tournament.
Presented by Basketball Travelers
CHAMPIONSHIP GAME

Score by periods	1st	2nd	Total
Ole Miss	46	31	**77**
Creighton	40	46	**86**

Points	In Paint	Off T/O	2nd Chance	Fast Break	Bench
OM	28	7	20	2	14
CU	28	11	4	10	17

Last FG - OM 2nd-05:46, CU 2nd-00:59.
Largest lead - OM by 11 1st-03:52, CU by 9 2nd-00:39.
OM led for 26:13. CU led for 10:12. Game was tied for 03:33.

Score tied - 6 times.
Lead changed - 9 times.

Official Basketball Box Score -- Game Totals -- Final Statistics
Montana vs Ole Miss
11/24/16 3 PM at Oxford, Miss./The Pavilion at Ole Miss

Montana 81 • 1-5

##	Player		Total FG-FGA	3-Ptr FG-FGA	FT-FTA	Rebounds Off	Def	Tot	PF	TP	A	TO	Blk	Stl	Min
20	Fabijan Krslovic	f	3-5	0-0	1-3	4	7	11	3	7	0	2	1	0	32
31	Jack Lopez	f	6-12	5-8	0-0	1	2	3	4	17	2	1	0	0	31
05	Walter Wright	g	3-11	2-6	0-0	0	3	3	1	8	4	1	1	0	23
14	Ahmaad Rorie	g	5-12	3-8	5-6	1	3	4	3	18	4	0	0	1	27
24	Bobby Moorehead	g	2-7	2-6	2-2	1	2	3	2	8	1	1	1	1	24
01	Mario Dunn		0-7	0-2	0-0	2	2	4	3	0	5	1	0	1	22
04	Sayeed Pridgett		7-14	0-1	5-6	3	2	5	4	19	2	2	0	0	25
33	Jared Samuelson		2-3	0-0	0-0	2	1	3	2	4	0	2	0	0	8
34	Brandon Gfeller		0-2	0-2	0-0	0	1	1	1	0	1	0	0	0	8
	Team					2	1	3							
	Totals		28-73	12-33	13-17	16	24	40	23	81	19	10	3	3	200

FG % 1st Half: 11-30 36.7% 2nd half: 17-43 39.5% Game: 28-73 38.4%
3FG % 1st Half: 4-13 30.8% 2nd half: 8-20 40.0% Game: 12-33 36.4%
FT % 1st Half: 3-5 60.0% 2nd half: 10-12 83.3% Game: 13-17 76.5%

Deadball Rebounds
4

Ole Miss 86 • 5-1

##	Player		Total FG-FGA	3-Ptr FG-FGA	FT-FTA	Rebounds Off	Def	Tot	PF	TP	A	TO	Blk	Stl	Min
11	Saiz,Sebastian	f	6-10	1-3	4-7	2	11	13	2	17	0	1	1	1	33
50	Furmanavicius,Justas	f	1-3	0-1	0-1	3	5	8	1	2	0	1	4	0	17
01	Burnett,Deandre	g	5-14	2-7	9-11	1	2	3	1	21	1	3	0	0	29
02	Neal,Cullen	g	6-12	5-8	2-2	0	2	2	3	19	4	3	0	1	32
14	Brooks,Rasheed	g	0-6	0-2	0-0	0	0	0	0	0	4	0	1	0	19
00	Fitzpatrick-Dorsey,D		1-1	0-0	0-0	1	1	2	2	2	2	0	1	1	9
03	Davis,Terence		6-9	3-4	3-4	2	3	5	3	18	1	2	0	1	24
04	Tyree,Breein		0-1	0-1	0-0	0	0	0	1	0	3	1	0	0	8
05	Hymon,Marcanvis		2-4	0-0	1-3	1	3	4	1	5	0	2	0	1	22
12	Silins,Karlis		1-2	0-0	0-0	0	0	0	3	2	0	1	1	0	7
	Team					4	2	6							
	Totals		28-62	11-26	19-28	14	29	43	17	86	15	14	8	5	200

FG % 1st Half: 17-38 44.7% 2nd half: 11-24 45.8% Game: 28-62 45.2%
3FG % 1st Half: 7-16 43.8% 2nd half: 4-10 40.0% Game: 11-26 42.3%
FT % 1st Half: 0-1 0.0% 2nd half: 19-27 70.4% Game: 19-28 67.9%

Deadball Rebounds
5

Officials: Byron Jarrett, Wil Howard, Kipp Kissigner
Technical fouls: Montana-Sayeed Pridgett. Ole Miss-Fitzpatrick-Dorsey,D.
Attendance: 7358

Score by periods	1st	2nd	Total
Montana	29	52	**81**
Ole Miss	41	45	**86**

Points	In Paint	Off T/O	2nd Chance	Fast Break	Bench
UM	26	16	21	4	23
OM	30	8	10	2	27

Last FG - UM 2nd-00:02, OM 2nd-03:26.
Largest lead - UM None, OM by 18 2nd-12:03.
UM led for 00:00. OM led for 38:50. Game was tied for 01:10.

Score tied - 1 time.
Lead changed - 0 times.

Official Basketball Box Score -- Game Totals -- Final Statistics
Middle Tennessee vs Ole Miss
11/30/16 3 PM at Oxford, Miss./The Pavilion at Ole Miss

Middle Tennessee 77 • 7-1

##	Player		Total FG-FGA	3-Ptr FG-FGA	FT-FTA	Rebounds Off	Def	Tot	PF	TP	A	TO	Blk	Stl	Min
22	WILLIAMS, JaCorey	f	4-9	0-0	2-3	0	4	4	2	10	2	0	0	1	28
30	UPSHAW, Reggie	f	6-10	2-3	1-2	3	7	10	3	15	8	2	0	2	36
00	DIXON, Tyrik	g	1-6	0-1	3-3	0	1	1	1	5	0	0	0	0	8
11	SIMPSON, Edward	g	3-7	1-4	0-0	0	1	1	2	7	5	0	0	1	39
20	POTTS, Giddy	g	7-9	4-6	2-2	0	2	2	3	20	4	1	1	0	35
02	JOHNSON, Antwain		1-3	0-0	0-0	0	0	0	2	2	1	1	0	0	8
04	HABERSHAM, Xavier		3-4	2-2	0-0	0	3	3	4	8	1	2	0	1	23
25	GAMBLE, Karl		1-4	0-0	0-0	0	2	2	2	2	0	0	0	0	9
45	FOOTE, Aldonis		3-8	0-0	2-2	1	2	3	2	8	1	1	0	2	14
	Team					2	1	3							
	Totals		29-60	9-16	10-12	6	23	29	21	77	22	7	1	7	200

FG % 1st Half: 19-33 57.6% 2nd half: 10-27 37.0% Game: 29-60 48.3%
3FG % 1st Half: 9-11 81.8% 2nd half: 0-5 0.0% Game: 9-16 56.3%
FT % 1st Half: 1-2 50.0% 2nd half: 9-10 90.0% Game: 10-12 83.3%

Deadball Rebounds
0

Ole Miss 62 • 5-2

##	Player		Total FG-FGA	3-Ptr FG-FGA	FT-FTA	Rebounds Off	Def	Tot	PF	TP	A	TO	Blk	Stl	Min
11	Saiz,Sebastian	f	3-5	1-2	1-4	2	7	9	2	8	1	1	1	0	34
50	Furmanavicius,Justas	f	0-3	0-0	1-2	3	1	4	3	1	0	0	3	0	23
01	Burnett,Deandre	g	2-10	1-5	10-10	0	2	2	1	15	2	5	0	0	33
02	Neal,Cullen	g	4-9	2-5	3-4	0	3	3	3	13	1	3	0	1	25
14	Brooks,Rasheed	g	1-2	1-1	0-0	1	0	1	0	3	1	2	0	0	11
00	Fitzpatrick-Dorsey,D		0-2	0-0	0-0	0	0	0	0	0	1	0	0	0	10
03	Davis,Terence		3-7	0-4	2-3	0	6	6	3	8	1	3	1	2	25
04	Tyree,Breein		4-6	2-3	1-2	0	2	2	2	11	0	2	0	1	16
05	Hymon,Marcanvis		1-1	0-0	1-2	2	4	6	1	3	2	0	2	0	19
12	Silins,Karlis		0-0	0-0	0-0	0	0	0	0	0	0	0	0	0	4
	Team					0	2	2							
	Totals		18-45	7-20	19-27	8	27	35	15	62	9	16	7	4	200

FG % 1st Half: 6-20 30.0% 2nd half: 12-25 48.0% Game: 18-45 40.0%
3FG % 1st Half: 2-9 22.2% 2nd half: 5-11 45.5% Game: 7-20 35.0%
FT % 1st Half: 5-8 62.5% 2nd half: 14-19 73.7% Game: 19-27 70.4%

Deadball Rebounds
4

Officials: Doug Sirmons, Ray Natili, Keith Kimble
Technical fouls: Middle Tennessee-None. Ole Miss-None.
Attendance:

Score by periods	1st	2nd	Total
Middle Tennessee	48	29	**77**
Ole Miss	19	43	**62**

Points	In Paint	Off T/O	2nd Chance	Fast Break	Bench
MT	26	15	8	2	20
OM	18	7	6	2	22

Last FG - MT 2nd-03:22, OM 2nd-02:04.
Largest lead - MT by 29 1st-01:43, OM None.
MT led for 39:40. OM led for 00:00. Game was tied for 00:20.

Score tied - 0 times.
Lead changed - 0 times.

Official Basketball Box Score -- Game Totals -- Final Statistics
Memphis vs Ole Miss
12/03/16 12 PM at Oxford, Miss./The Pavilion at Ole Miss

Memphis 77 • 6-2

##	Player		Total FG-FGA	3-Ptr FG-FGA	FT-FTA	Rebounds Off	Def	Tot	PF	TP	A	TO	Blk	Stl	Min
00	LAWSON, KJ	f	8-18	1-3	0-0	3	0	3	2	17	2	2	0	0	34
01	LAWSON, Dedric	f	2-6	1-2	3-6	3	3	6	4	8	3	1	3	0	22
15	RYKHOEK, Chad	f	3-7	0-0	3-6	2	1	3	4	9	1	2	1	1	22
03	MARTIN, Jeremiah	g	3-8	1-3	7-8	0	2	2	4	14	5	1	0	1	37
05	CRAWFORD, Markel	g	6-10	1-3	3-5	2	4	6	4	16	3	1	0	1	38
02	RIVERS, Jimario		2-2	0-0	0-0	1	3	4	3	4	1	3	1	0	16
10	KESSEE, Christian		1-3	1-3	3-4	0	3	3	2	6	2	0	0	0	9
12	RANDALL, Craig		1-6	1-5	0-0	1	0	1	2	3	0	1	0	0	14
42	McDOWELL, Jake		0-1	0-0	0-0	0	1	1	1	0	0	0	0	1	8
	Team					5	4	9							
	Totals		26-61	6-19	19-29	17	21	38	26	77	17	11	5	4	200

FG % 1st Half: 14-31 45.2% 2nd half: 12-30 40.0% Game: 26-61 42.6%
3FG % 1st Half: 3-9 33.3% 2nd half: 3-10 30.0% Game: 6-19 31.6%
FT % 1st Half: 6-9 66.7% 2nd half: 13-20 65.0% Game: 19-29 65.5%

Deadball Rebounds
5

Ole Miss 85 • 6-2

##	Player		Total FG-FGA	3-Ptr FG-FGA	FT-FTA	Rebounds Off	Def	Tot	PF	TP	A	TO	Blk	Stl	Min
05	Hymon,Marcanvis	f	2-2	0-0	2-2	1	3	4	5	6	2	1	4	0	22
11	Saiz,Sebastian	f	7-15	0-2	6-8	5	11	16	4	20	0	1	3	2	38
01	Burnett,Deandre	g	5-15	1-4	8-8	2	2	4	3	19	5	1	0	2	32
03	Davis,Terence	g	1-4	0-1	7-7	0	3	3	2	9	0	4	0	0	21
04	Tyree,Breein	g	2-4	2-2	0-0	0	0	0	3	6	2	2	0	0	16
00	Fitzpatrick-Dorsey,D		0-0	0-0	0-0	1	0	1	0	0	0	0	0	0	4
02	Neal,Cullen		4-7	2-4	2-2	0	0	0	1	12	3	0	0	1	24
12	Silins,Karlis		0-0	0-0	0-0	0	0	0	1	0	0	1	0	0	4
14	Brooks,Rasheed		3-8	2-4	0-0	2	2	4	1	8	3	1	0	1	23
50	Furmanavicius,Justas		1-3	0-0	3-6	1	1	2	3	5	2	0	0	0	16
	Team					3	0	3							
	Totals		25-58	7-17	28-33	15	22	37	23	85	17	11	7	6	200

FG % 1st Half: 17-32 53.1% 2nd half: 8-26 30.8% Game: 25-58 43.1%
3FG % 1st Half: 5-10 50.0% 2nd half: 2-7 28.6% Game: 7-17 41.2%
FT % 1st Half: 8-12 66.7% 2nd half: 20-21 95.2% Game: 28-33 84.8%

Deadball Rebounds
2,1

Officials: Tony Greene, Patrick Evans, Wil Howard
Technical fouls: Memphis-None. Ole Miss-Hymon,Marcanvis.
Attendance: 7411

Score by periods	1st	2nd	Total
Memphis	37	40	**77**
Ole Miss	47	38	**85**

Points	In Paint	Off T/O	2nd Chance	Fast Break	Bench
MEM	38	15	20	6	13
OM	32	21	15	6	25

Last FG - MEM 2nd-00:22, OM 2nd-03:07.
Largest lead - MEM by 5 2nd-10:01, OM by 14 2nd-16:59.
MEM led for 04:14. OM led for 34:53. Game was tied for 00:53.

Score tied - 2 times.
Lead changed - 2 times.

GAME BOX SCORES

Official Basketball Box Score -- Game Totals -- Final Statistics

Ole Miss vs Virginia Tech

12/11/16 12:00 PM at Cassell Coliseum, Blacksburg, Va.

Ole Miss 75 • 6-3

##	Player		Total FG-FGA	3-Ptr FG-FGA	FT-FTA	Rebounds Off	Def	Tot	PF	TP	A	TO	Blk	Stl	Min
01	Burnett,Deandre	*	2-9	0-5	3-4	0	1	1	2	7	2	4	0	0	25
03	Davis,Terence	*	6-13	3-6	3-3	3	9	12	3	18	0	3	1	0	27
04	Tyree,Breein	*	0-4	0-2	0-0	0	0	0	2	0	3	0	0	0	17
05	Hymon,Marcanvis	*	1-3	0-0	0-0	2	3	5	4	2	1	1	1	0	22
11	Saiz,Sebastian	*	9-13	0-0	3-4	3	6	9	3	21	0	1	2	0	38
00	Fitzpatrick-Dorsey,D		0-0	0-0	0-0	0	0	0	0	0	0	0	0	0	3
02	Neal,Cullen		5-10	2-6	0-0	2	2	4	3	12	3	3	0	0	23
14	Brooks,Rasheed		3-10	3-7	0-0	0	4	4	2	9	2	1	0	0	25
32	Morris,Nate		0-0	0-0	0-0	0	0	0	0	0	0	1	0	0	2
50	Furmanavicius,Justas		3-5	0-1	0-0	2	1	3	3	6	0	2	0	0	18
	Team					2	0	2							
	Totals		29-67	8-27	9-11	14	26	40	22	75	11	16	4	0	200

FG % 1st Half: 14-36 38.9% 2nd half: 15-31 48.4% Game: 29-67 43.3%
3FG % 1st Half: 3-16 18.8% 2nd half: 5-11 45.5% Game: 8-27 29.6%
FT % 1st Half: 1-2 50.0% 2nd half: 8-9 88.9% Game: 9-11 81.8%

Deadball Rebounds 2

Virginia Tech 80 • 8-1

##	Player		Total FG-FGA	3-Ptr FG-FGA	FT-FTA	Rebounds Off	Def	Tot	PF	TP	A	TO	Blk	Stl	Min
02	Khadim Sy	*	3-3	0-0	0-0	1	0	1	2	6	0	2	1	0	10
05	Justin Robinson	*	1-6	1-4	3-4	1	1	2	3	6	6	2	0	0	35
10	Justin Bibbs	*	3-8	3-7	0-0	0	2	2	4	9	1	1	0	0	26
13	Ahmed Hill	*	5-10	3-6	7-10	3	6	9	0	20	3	1	0	1	34
15	Chris Clarke	*	4-6	1-1	3-6	1	4	5	2	12	5	2	0	3	33
04	Seth Allen		4-8	0-2	1-2	0	2	2	1	9	3	3	0	1	30
32	Zach LeDay		5-13	1-4	4-8	3	4	7	3	15	0	2	0	0	30
42	Ty Outlaw		1-2	1-2	0-0	0	1	1	0	3	0	0	0	0	2
	Team					1	3	4							
	Totals		26-56	10-26	18-30	10	23	33	15	80	18	13	1	5	200

FG % 1st Half: 12-30 40.0% 2nd half: 14-26 53.8% Game: 26-56 46.4%
3FG % 1st Half: 5-16 31.3% 2nd half: 5-10 50.0% Game: 10-26 38.5%
FT % 1st Half: 4-11 36.4% 2nd half: 14-19 73.7% Game: 18-30 60.0%

Deadball Rebounds 6,1

Officials: Roger Ayers, Ron Groover, Chuck Jones
Technical fouls: Ole Miss-None. Virginia Tech-None.
Attendance: 7522

Score by periods	1st	2nd	Total
Ole Miss	32	43	**75**
Virginia Tech	33	47	**80**

Points	In Paint	Off T/O	2nd Chance	Fast Break	Bench
OM	34	14	16	3	27
VT	30	23	11	13	27

Last FG - OM 2nd-00:09, VT 2nd-00:42.
Largest lead - OM by 6 1st-16:52, VT by 14 2nd-05:04.
OM led for 04:53. VT led for 33:08. Game was tied for 01:59.

Score tied - 2 times.
Lead changed - 3 times.

Official Basketball Box Score -- Game Totals -- Final Statistics

Murray State vs Ole Miss

12/15/16 7 PM at Oxford, Miss./The Pavilion at Ole Miss

Murray State 73 • 5-6

##	Player		Total FG-FGA	3-Ptr FG-FGA	FT-FTA	Rebounds Off	Def	Tot	PF	TP	A	TO	Blk	Stl	Min
04	SANCHIOUS, Brion	f	0-1	0-0	2-2	0	2	2	4	2	0	0	0	0	21
02	STARK, Jonathan	g	4-14	2-9	2-2	0	0	0	4	12	3	1	0	1	33
11	CROAKER, Damarcus	g	5-14	0-4	3-4	1	7	8	2	13	4	1	1	1	33
12	MCGHEE, Gee	g	1-5	0-3	2-2	1	2	3	2	4	0	2	0	1	28
32	JONES, Bryce	g	1-6	0-4	4-6	0	7	7	2	6	3	1	0	1	33
00	MILLER, Terrell		8-12	4-6	7-9	3	7	10	4	27	2	3	0	0	25
01	GRACE, Jerami		1-3	1-3	0-0	1	2	3	2	3	1	0	0	0	7
22	THOMAS, Gilbert		0-2	0-1	0-2	1	1	2	2	0	0	2	0	0	3
23	TAYLOR, Jachai		0-1	0-1	0-0	0	0	0	1	0	0	1	0	0	2
40	DUPREE, Jalen		2-3	0-0	2-4	1	2	3	5	6	0	1	1	0	15
	Team					3	1	4							
	Totals		22-61	7-31	22-31	11	31	42	28	73	13	12	2	4	200

FG % 1st Half: 10-28 35.7% 2nd half: 12-33 36.4% Game: 22-61 36.1%
3FG % 1st Half: 2-15 13.3% 2nd half: 5-16 31.3% Game: 7-31 22.6%
FT % 1st Half: 9-14 64.3% 2nd half: 13-17 76.5% Game: 22-31 71.0%

Deadball Rebounds 3

Ole Miss 78 • 7-3

##	Player		Total FG-FGA	3-Ptr FG-FGA	FT-FTA	Rebounds Off	Def	Tot	PF	TP	A	TO	Blk	Stl	Min
05	Hymon,Marcanvis	f	0-2	0-0	2-6	1	1	2	3	2	0	0	1	0	17
11	Saiz,Sebastian	f	4-12	0-2	7-9	4	11	15	3	15	2	1	0	1	34
01	Burnett,Deandre	g	4-10	2-5	14-16	0	3	3	2	24	3	5	0	2	31
03	Davis,Terence	g	6-14	2-6	2-5	2	8	10	4	16	0	1	1	2	32
04	Tyree,Breein	g	1-2	0-0	0-0	0	0	0	2	2	0	0	0	1	12
02	Neal,Cullen		3-10	2-5	0-0	0	1	1	4	8	6	0	0	0	28
14	Brooks,Rasheed		1-5	0-3	0-0	0	4	4	1	2	1	1	0	0	18
32	Morris,Nate		0-1	0-0	0-0	0	1	1	3	0	0	1	1	0	5
50	Furmanavicius,Justas		3-6	1-2	2-2	4	1	5	5	9	2	2	2	0	23
	Team					6	2	8							
	Totals		22-62	7-23	27-38	17	32	49	27	78	14	11	5	6	200

FG % 1st Half: 12-34 35.3% 2nd half: 10-28 35.7% Game: 22-62 35.5%
3FG % 1st Half: 5-15 33.3% 2nd half: 2-8 25.0% Game: 7-23 30.4%
FT % 1st Half: 14-20 70.0% 2nd half: 13-18 72.2% Game: 27-38 71.1%

Deadball Rebounds 3,2

Officials: Karl Hess, James Breeding, Glenn Tuitt
Technical fouls: Murray State-None. Ole Miss-None.
Attendance: 6650

Score by periods	1st	2nd	Total
Murray State	31	42	**73**
Ole Miss	43	35	**78**

Points	In Paint	Off T/O	2nd Chance	Fast Break	Bench
MUR	26	14	10	2	36
OM	28	14	22	6	19

Last FG - MUR 2nd-00:19, OM 2nd-03:15.
Largest lead - MUR by 2 1st-15:30, OM by 20 2nd-10:55.
MUR led for 00:30. OM led for 38:24. Game was tied for 01:06.

Score tied - 3 times.
Lead changed - 4 times.

Official Basketball Box Score -- Game Totals -- Final Statistics

Bradley vs Ole Miss

12/19/16 8 PM at Oxford, Miss./The Pavilion at Ole Miss

Bradley 49 • 5-7

##	Player		Total FG-FGA	3-Ptr FG-FGA	FT-FTA	Rebounds Off	Def	Tot	PF	TP	A	TO	Blk	Stl	Min
01	Thomas, Donte	f	2-7	0-0	0-0	2	5	7	0	4	3	1	0	0	26
30	Barker, Callum	c	0-4	0-0	0-0	0	1	1	0	0	0	0	0	0	13
03	Pittman, Antoine	g	1-5	0-1	1-2	1	1	2	2	3	0	3	0	1	13
05	Brown, Darrell	g	5-12	3-4	1-3	0	3	3	4	14	2	4	0	1	28
23	Lautier-Ogunleye, D.	g	3-6	0-0	0-0	0	0	0	2	6	1	1	0	2	18
12	Bar, Koch		1-5	0-0	0-0	1	4	5	0	2	1	1	1	1	21
13	van Bree, Luuk		1-4	1-3	0-0	1	2	3	2	3	0	3	0	1	14
24	McGlaston, JoJo		3-7	3-4	0-0	1	4	5	3	9	1	0	1	2	26
25	Kennell, Nate		1-4	0-3	2-2	0	3	3	0	4	2	0	0	2	12
34	Foster, Alex		1-2	0-0	0-2	0	0	0	1	2	0	0	0	0	6
35	Hodgson, Jayden		0-2	0-2	2-2	0	1	1	0	2	1	3	0	0	23
	Team					3	3	6				1			
	Totals		18-58	7-17	6-11	9	27	36	14	49	11	17	2	10	200

FG % 1st Half: 7-28 25.0% 2nd half: 11-30 36.7% Game: 18-58 31.0%
3FG % 1st Half: 3-8 37.5% 2nd half: 4-9 44.4% Game: 7-17 41.2%
FT % 1st Half: 2-2 100.0 2nd half: 4-9 44.4% Game: 6-11 54.5%

Deadball Rebounds 2

Ole Miss 66 • 8-3

##	Player		Total FG-FGA	3-Ptr FG-FGA	FT-FTA	Rebounds Off	Def	Tot	PF	TP	A	TO	Blk	Stl	Min
05	Hymon,Marcanvis	f	1-3	0-0	0-0	2	3	5	1	2	1	1	3	2	24
11	Saiz,Sebastian	f	4-8	0-1	2-2	1	12	13	1	10	0	1	6	4	26
00	Fitzpatrick-Dorsey,D	g	1-3	0-1	1-2	0	1	1	2	3	1	0	0	1	17
02	Neal,Cullen	g	3-8	2-6	4-5	0	2	2	0	12	5	1	0	1	27
03	Davis,Terence	g	8-13	3-6	0-0	1	5	6	4	19	1	3	1	1	21
01	Burnett,Deandre		1-7	1-5	2-2	2	0	2	0	5	5	1	0	1	21
04	Tyree,Breein		0-2	0-2	2-2	0	1	1	2	2	3	5	0	0	13
14	Brooks,Rasheed		3-7	3-7	0-0	0	5	5	1	9	1	3	1	2	21
32	Morris,Nate		0-2	0-0	0-0	1	1	2	0	0	0	0	1	0	8
50	Furmanavicius,Justas		2-2	0-0	0-1	1	1	2	2	4	2	1	1	1	22
	Team					0	2	2							
	Totals		23-55	9-28	11-14	8	33	41	13	66	19	16	13	13	200

FG % 1st Half: 15-30 50.0% 2nd half: 8-25 32.0% Game: 23-55 41.8%
3FG % 1st Half: 6-18 33.3% 2nd half: 3-10 30.0% Game: 9-28 32.1%
FT % 1st Half: 2-3 66.7% 2nd half: 9-11 81.8% Game: 11-14 78.6%

Deadball Rebounds 0,1

Officials: Doug Shows, Lee Cassell, Tim Gattis
Technical fouls: Bradley-None. Ole Miss-None.
Attendance: 7792

Score by periods	1st	2nd	Total
Bradley	19	30	**49**
Ole Miss	38	28	**66**

Points	In Paint	Off T/O	2nd Chance	Fast Break	Bench
BRAD	18	21	9	4	22
OM	26	18	4	15	20

Last FG - BRAD 2nd-00:01, OM 2nd-00:19.
Largest lead - BRAD by 2 1st-19:37, OM by 27 2nd-06:36.
BRAD led for 01:35. OM led for 37:26. Game was tied for 00:59.

Score tied - 1 time.
Lead changed - 5 times.

Official Basketball Box Score -- Game Totals -- Final Statistics

South Alabama vs Ole Miss

12/22/16 8 PM at Oxford, Miss./The Pavilion at Ole Miss

South Alabama 58 • 7-6

##	Player		Total FG-FGA	3-Ptr FG-FGA	FT-FTA	Rebounds Off	Def	Tot	PF	TP	A	TO	Blk	Stl	Min
10	Boyanov, Georgi	f	4-11	0-3	2-2	2	0	2	1	10	2	3	0	2	26
25	MuepoKelly, Don	f	2-8	0-0	3-3	5	5	10	3	7	0	1	1	1	22
00	Calhoun, Shaq	g	2-9	1-4	0-0	0	2	2	3	5	1	4	0	1	25
01	Williams, Ken	g	0-8	0-4	1-2	0	0	0	2	1	1	0	0	1	16
05	Lee, Dederick	g	1-2	0-1	1-2	0	1	1	2	3	3	1	0	1	21
02	McGee, Herb		1-3	1-3	2-3	0	2	2	2	5	2	1	0	0	21
03	Haslam, Ethan		0-0	0-0	0-0	0	0	0	0	0	0	0	0	0	2
04	Mitchell, Trhae		0-0	0-0	0-0	0	2	2	1	0	2	0	0	0	9
11	Marijan, Nikola		0-0	0-0	0-0	0	0	0	2	0	0	0	0	0	3
20	Morris, Kevin		1-3	0-0	2-5	1	0	1	2	4	0	0	0	0	8
21	Davis, Nick		0-1	0-0	2-2	0	2	2	0	2	0	0	0	1	4
24	Stover, Nick		6-13	3-6	2-3	2	4	6	1	17	0	2	0	0	27
33	Ajayi, Josh		2-8	0-2	0-0	2	3	5	4	4	0	0	0	0	16
	Team					2	0	2							
	Totals		19-66	5-23	15-22	14	21	35	23	58	11	12	1	7	200

FG % 1st Half: 9-34 26.5% 2nd half: 10-32 31.3% Game: 19-66 28.8%
3FG % 1st Half: 2-12 16.7% 2nd half: 3-11 27.3% Game: 5-23 21.7%
FT % 1st Half: 6-11 54.5% 2nd half: 9-11 81.8% Game: 15-22 68.2%

Deadball Rebounds 3

Ole Miss 92 • 9-3

##	Player		Total FG-FGA	3-Ptr FG-FGA	FT-FTA	Rebounds Off	Def	Tot	PF	TP	A	TO	Blk	Stl	Min
05	Hymon,Marcanvis	f	1-2	0-0	4-4	1	1	2	0	6	0	0	2	0	23
11	Saiz,Sebastian	f	8-14	1-3	6-8	3	13	16	4	23	2	4	1	1	26
00	Fitzpatrick-Dorsey,D	g	0-2	0-1	0-0	1	1	2	2	0	0	2	0	1	13
02	Neal,Cullen	g	3-5	1-3	4-4	0	3	3	1	11	9	0	0	0	26
03	Davis,Terence	g	4-8	1-3	1-2	2	4	6	2	10	2	3	1	1	18
01	Burnett,Deandre		4-11	4-9	9-10	0	0	0	2	21	2	2	0	1	22
04	Tyree,Breein		0-0	0-0	0-0	0	2	2	1	0	4	1	0	1	14
14	Brooks,Rasheed		2-6	0-2	2-2	1	6	7	0	6	3	0	1	3	24
24	Below,Lane		1-2	0-0	0-0	0	0	0	1	2	0	0	0	0	3
32	Morris,Nate		0-2	0-0	0-0	0	2	2	4	0	0	1	0	0	10
50	Furmanavicius,Justas		6-7	1-1	0-1	3	2	5	4	13	1	0	3	0	21
	Team					2	3	5							
	Totals		29-59	8-22	26-31	13	37	50	21	92	23	13	8	8	200

FG % 1st Half: 13-29 44.8% 2nd half: 16-30 53.3% Game: 29-59 49.2%
3FG % 1st Half: 4-13 30.8% 2nd half: 4-9 44.4% Game: 8-22 36.4%
FT % 1st Half: 16-21 76.2% 2nd half: 10-10 100.0 Game: 26-31 83.9%

Deadball Rebounds 1

Officials: Mike Nance, Wil Howard, John Hampton
Technical fouls: South Alabama-None. Ole Miss-None.
Attendance: 7260

Score by periods	1st	2nd	Total
South Alabama	26	32	**58**
Ole Miss	46	46	**92**

Points	In Paint	Off T/O	2nd Chance	Fast Break	Bench
USA	28	15	10	4	32
OM	38	21	14	9	42

Last FG - USA 2nd-01:34, OM 2nd-00:15.
Largest lead - USA by 2 1st-18:16, OM by 38 2nd-03:54.
USA led for 01:07. OM led for 38:01. Game was tied for 00:51.

Score tied - 1 time.
Lead changed - 2 times.

GAME BOX SCORES

Official Basketball Box Score -- Game Totals -- Final Statistics
Kentucky vs Ole Miss
12/29/16 7 PM at Oxford, Miss./The Pavilion at Ole Miss

Kentucky 99 • 11-2 1-0 SEC

##	Player		Total FG-FGA	3-Ptr FG-FGA	FT-FTA	Rebounds Off	Def	Tot	PF	TP	A	TO	Blk	Stl	Min
03	Adebayo, Edrice	f	12-19	0-0	1-4	1	3	4	1	25	1	1	3	0	34
32	Gabriel, Wenyen	f	1-2	0-0	0-0	1	2	3	3	2	2	0	1	1	14
00	Fox, De'Aaron	g	3-10	0-2	1-3	0	5	5	2	7	7	1	0	3	23
05	Monk, Malik	g	11-16	5-7	7-8	2	4	6	2	34	1	1	0	3	35
13	Briscoe, Isaiah	g	6-14	1-1	6-6	3	7	10	2	19	11	2	0	1	36
01	Killeya-Jones, Sacha		0-0	0-0	0-0	0	0	0	0	0	0	0	0	0	0+
11	Mulder, Mychal		1-3	1-3	0-0	0	0	0	1	3	0	0	0	1	13
14	Wynyard, Tai		0-0	0-0	0-0	0	0	0	1	0	0	0	0	0	2
15	Humphries, Isaac		0-0	0-0	2-2	0	3	3	0	2	0	1	1	0	4
20	Calipari, Brad		0-0	0-0	0-0	0	0	0	0	0	0	0	0	0	1
25	Hawkins, Dominique		0-3	0-1	0-0	0	0	0	3	0	1	0	0	0	14
35	Willis, Derek		3-7	1-4	0-1	2	7	9	2	7	1	1	2	0	24
	Team					2	0	2				1			
	Totals		37-74	8-18	17-24	11	31	42	17	99	24	8	7	9	200

FG % 1st Half: 24-39 61.5% 2nd half: 13-35 37.1% Game: 37-74 50.0%
3FG % 1st Half: 5-8 62.5% 2nd half: 3-10 30.0% Game: 8-18 44.4%
FT % 1st Half: 7-10 70.0% 2nd half: 10-14 71.4% Game: 17-24 70.8%

Deadball Rebounds 2,1

Ole Miss 76 • 9-4 0-1 SEC

##	Player		Total FG-FGA	3-Ptr FG-FGA	FT-FTA	Rebounds Off	Def	Tot	PF	TP	A	TO	Blk	Stl	Min
05	Hymon,Marcanvis	f	0-1	0-0	0-0	1	3	4	4	0	0	1	2	0	12
11	Saiz,Sebastian	f	7-17	3-7	6-6	3	10	13	4	23	2	6	0	0	36
01	Burnett,Deandre	g	7-15	0-3	5-6	0	2	2	2	19	6	3	0	0	31
02	Neal,Cullen	g	0-1	0-1	0-0	0	3	3	3	0	1	4	0	0	17
03	Davis,Terence	g	3-13	1-4	0-0	3	2	5	4	7	1	0	1	0	20
00	Fitzpatrick-Dorsey,D		0-1	0-0	0-0	0	0	0	0	0	0	0	0	0	5
04	Tyree,Breein		2-3	0-1	0-0	0	4	4	3	4	3	1	0	0	20
14	Brooks,Rasheed		4-16	2-6	5-5	2	1	3	0	15	0	0	0	3	27
32	Morris,Nate		0-0	0-0	0-0	0	0	0	0	0	0	0	0	0	4
50	Furmanavicius,Justas		4-5	0-0	0-0	3	3	6	3	8	0	0	3	0	28
	Team					2	3	5							
	Totals		27-72	6-22	16-17	14	31	45	23	76	13	15	6	3	200

FG % 1st Half: 14-41 34.1% 2nd half: 13-31 41.9% Game: 27-72 37.5%
3FG % 1st Half: 2-10 20.0% 2nd half: 4-12 33.3% Game: 6-22 27.3%
FT % 1st Half: 9-9 100.0 2nd half: 7-8 87.5% Game: 16-17 94.1%

Deadball Rebounds 0

Officials: Joe Lindsay, Tony Henderson, Ted Valentine
Technical fouls: Kentucky-None. Ole Miss-None.
Attendance: 9086

Score by periods	1st	2nd	Total
Kentucky	60	39	**99**
Ole Miss	39	37	**76**

Points	In Paint	Off T/O	2nd Chance	Fast Break	Bench
UK	58	21	14	20	12
OM	38	8	13	10	27

Last FG - UK 2nd-02:05, OM 2nd-00:47.
Largest lead - UK by 28 2nd-02:25, OM by 2 1st-19:26.
UK led for 38:23. OM led for 00:23. Game was tied for 01:14.

Score tied - 1 time.
Lead changed - 1 time.

Official Basketball Box Score -- Game Totals -- Final Statistics
Ole Miss vs Florida
1/3/17 7 p.m. at Exactech Arena - Gainesville, Fla.

Ole Miss 63 • 9-5, 0-2 SEC

##	Player		Total FG-FGA	3-Ptr FG-FGA	FT-FTA	Rebounds Off	Def	Tot	PF	TP	A	TO	Blk	Stl	Min
05	Hymon,Marcanvis	f	2-2	0-0	0-0	1	4	5	5	4	1	4	1	1	19
11	Saiz,Sebastian	f	7-12	1-3	0-0	2	11	13	2	15	1	1	2	1	39
50	Furmanavicius,Justas	f	2-4	0-1	3-3	2	3	5	5	7	1	1	0	3	27
01	Burnett,Deandre	g	6-12	2-5	4-4	0	1	1	2	18	3	5	0	1	32
02	Neal,Cullen	g	2-7	0-4	0-0	0	2	2	0	4	2	4	0	1	23
00	Fitzpatrick-Dorsey,D		0-0	0-0	0-0	1	0	1	3	0	0	0	0	0	3
03	Davis,Terence		2-5	0-2	1-2	0	2	2	2	5	0	1	0	1	22
04	Tyree,Breein		2-3	1-2	2-4	0	0	0	0	7	0	2	0	1	11
14	Brooks,Rasheed		1-2	1-2	0-0	0	0	0	1	3	0	3	0	1	23
32	Morris,Nate		0-0	0-0	0-0	0	0	0	0	0	0	0	0	0	1
	Team					1	4	5							
	Totals		24-47	5-19	10-13	7	27	34	20	63	8	21	3	10	200

FG % 1st Half: 8-20 40.0% 2nd half: 16-27 59.3% Game: 24-47 51.1%
3FG % 1st Half: 0-6 0.0% 2nd half: 5-13 38.5% Game: 5-19 26.3%
FT % 1st Half: 5-6 83.3% 2nd half: 5-7 71.4% Game: 10-13 76.9%

Deadball Rebounds 3

Florida 70 • 11-3, 2-0 SEC

##	Player		Total FG-FGA	3-Ptr FG-FGA	FT-FTA	Rebounds Off	Def	Tot	PF	TP	A	TO	Blk	Stl	Min
01	Robinson, Devin	f	3-8	1-3	4-4	0	0	0	4	11	0	0	0	1	30
23	Leon, Justin	f	2-8	1-5	0-0	0	1	1	2	5	0	0	0	0	18
13	Hayes, Kevarrius	c	1-2	0-0	2-4	3	2	5	0	4	0	0	1	1	17
00	Hill, Kasey	g	4-9	0-1	0-4	1	4	5	2	8	5	5	0	6	31
05	Allen, KeVaughn	g	4-9	4-7	2-2	2	3	5	1	14	1	1	0	2	31
11	Chiozza, Chris		0-3	0-2	1-3	0	2	2	2	1	3	1	0	0	21
15	Egbunu, John		3-6	0-0	1-2	3	2	5	0	7	0	2	0	0	23
24	Barry, Canyon		8-14	3-6	1-2	2	0	2	3	20	0	1	0	1	22
25	Stone, Keith		0-1	0-1	0-0	1	0	1	1	0	1	0	0	0	7
	Team					0	2	2							
	Totals		25-60	9-25	11-21	12	16	28	15	70	10	10	1	11	200

FG % 1st Half: 13-34 38.2% 2nd half: 12-26 46.2% Game: 25-60 41.7%
3FG % 1st Half: 6-16 37.5% 2nd half: 3-9 33.3% Game: 9-25 36.0%
FT % 1st Half: 3-4 75.0% 2nd half: 8-17 47.1% Game: 11-21 52.4%

Deadball Rebounds 6

Officials: Doug Shows, James Breeding, Brent Hampton
Technical fouls: Ole Miss-None. Florida-None.
Attendance: 10423
Ole Miss #05 Hymon at3:21 Second Half
Ole Miss #50 Furmanavicius at.36

Score by periods	1st	2nd	Total
Ole Miss	21	42	**63**
Florida	35	35	**70**

Points	In Paint	Off T/O	2nd Chance	Fast Break	Bench
OM	32	17	6	6	15
UF	24	18	16	13	28

Last FG - OM 2nd-00:20, UF 2nd-02:48.
Largest lead - OM by 1 1st-11:40, UF by 20 2nd-11:03.
OM led for 00:16. UF led for 36:23. Game was tied for 03:21.

Score tied - 1 time.
Lead changed - 2 times.

Official Basketball Box Score -- Game Totals -- Final Statistics
Ole Miss vs Auburn
01/07/17 5:00 p.m. at Auburn Arena -- Auburn, Ala.

Ole Miss 88 • 10-5,1-2

##	Player		Total FG-FGA	3-Ptr FG-FGA	FT-FTA	Rebounds Off	Def	Tot	PF	TP	A	TO	Blk	Stl	Min
05	Hymon,Marcanvis	f	2-3	0-0	0-0	0	3	3	4	4	0	1	0	0	17
11	Saiz,Sebastian	f	3-6	1-2	7-7	4	6	10	5	14	1	3	0	0	38
50	Furmanavicius,Justas	f	3-7	1-3	4-5	1	4	5	4	11	2	2	1	1	36
01	Burnett,Deandre	g	3-10	2-6	10-12	1	1	2	4	18	8	6	0	3	38
03	Davis,Terence	g	6-10	3-6	1-2	0	2	2	4	16	2	3	0	3	19
02	Neal,Cullen		4-7	3-6	2-2	0	1	1	1	13	1	2	0	1	22
04	Tyree,Breein		1-4	0-1	0-0	0	0	0	0	2	0	0	0	0	5
14	Brooks,Rasheed		4-6	2-3	0-0	0	1	1	4	10	1	0	0	0	25
	Team					1	1	2							
	Totals		26-53	12-27	24-28	7	19	26	26	88	15	17	1	8	200

FG % 1st Half: 12-28 42.9% 2nd half: 14-25 56.0% Game: 26-53 49.1%
3FG % 1st Half: 4-12 33.3% 2nd half: 8-15 53.3% Game: 12-27 44.4%
FT % 1st Half: 5-5 100.0 2nd half: 19-23 82.6% Game: 24-28 85.7%

Deadball Rebounds 3

Auburn 85 • 10-5,0-3

##	Player		Total FG-FGA	3-Ptr FG-FGA	FT-FTA	Rebounds Off	Def	Tot	PF	TP	A	TO	Blk	Stl	Min
03	Purifoy, Danjel	f	2-5	2-4	0-0	0	3	3	0	6	0	1	0	2	10
50	Wiley, Austin	c	3-4	0-0	1-4	3	6	9	2	7	0	2	0	0	16
01	Harper, Jared	g	4-9	2-6	14-17	0	1	1	5	24	2	3	0	1	21
05	Heron, Mustapha	g	6-12	3-5	5-5	2	2	4	2	20	1	1	0	2	33
23	Lang, TJ	g	0-5	0-4	3-4	1	1	2	1	3	0	0	0	0	28
00	Spencer, Horace		0-1	0-0	1-2	0	0	0	4	1	0	0	0	0	6
02	Brown, Bryce		1-4	1-3	0-0	0	0	0	1	3	1	1	0	0	17
04	Dunans, T.J.		2-3	0-0	1-2	1	0	1	0	5	0	1	1	0	9
12	Smith, LaRon		0-2	0-0	0-0	3	0	3	1	0	0	2	0	0	5
24	McLemore, Anfernee		2-2	0-0	0-0	2	3	5	4	4	0	1	0	0	18
31	Waddell, Devin		0-1	0-1	0-1	1	0	1	1	0	2	2	0	0	18
35	Johnson, Ronnie		5-8	0-0	2-2	1	2	3	1	12	3	2	0	1	19
	Team					1	3	4	1						
	Totals		25-56	8-23	27-37	15	21	36	23	85	9	16	1	6	200

FG % 1st Half: 15-30 50.0% 2nd half: 10-26 38.5% Game: 25-56 44.6%
3FG % 1st Half: 5-11 45.5% 2nd half: 3-12 25.0% Game: 8-23 34.8%
FT % 1st Half: 6-8 75.0% 2nd half: 21-29 72.4% Game: 27-37 73.0%

Deadball Rebounds 7

Officials: Pat Adams, Tim Gattis, Marc Ellard
Technical fouls: Ole Miss-None. Auburn-TEAM.
Attendance: 9121

Score by periods	1st	2nd	Total
Ole Miss	33	55	**88**
Auburn	41	44	**85**

Points	In Paint	Off T/O	2nd Chance	Fast Break	Bench
OM	22	18	7	8	25
AU	28	20	11	5	25

Last FG - OM 2nd-00:39, AU 2nd-00:20.
Largest lead - OM by 12 2nd-05:29, AU by 8 1st-06:04.
OM led for 20:10. AU led for 18:05. Game was tied for 01:45.

Score tied - 2 times.
Lead changed - 6 times.

Official Basketball Box Score -- Game Totals -- Final Statistics
Georgia vs Ole Miss
1/11/17 6 PM at Oxford, Miss./The Pavilion at Ole Miss

Georgia 69 • 11-5, 3-1 SEC

##	Player		Total FG-FGA	3-Ptr FG-FGA	FT-FTA	Rebounds Off	Def	Tot	PF	TP	A	TO	Blk	Stl	Min
01	Maten,Yante	f	5-10	1-1	4-6	5	6	11	3	15	1	2	2	0	31
34	Ogbeide,Derek	f	2-3	0-0	2-2	0	5	5	4	6	1	1	0	1	21
02	Harris,Jordan	g	2-5	1-4	2-2	2	2	4	1	7	1	4	2	3	18
03	Parker,Juwan	g	4-10	0-1	4-4	2	7	9	2	12	3	3	0	1	26
30	Frazier,J.J.	g	5-12	3-7	4-4	0	3	3	3	17	2	2	1	2	32
00	Jackson,William II		0-6	0-5	2-2	0	0	0	1	2	1	1	1	0	20
04	Crump,Tyree		0-1	0-0	0-0	0	0	0	0	0	0	0	0	0	1
05	Diatta,Pape		1-1	0-0	2-2	0	3	3	2	4	2	1	0	0	16
13	Wilridge,E'Torrion		0-0	0-0	0-0	0	1	1	0	0	0	0	0	0	1
24	Kessler,Houston		1-1	0-0	0-0	0	0	0	3	2	0	0	0	0	11
25	Geno,Kenny Paul		0-0	0-0	0-1	0	1	1	1	0	1	0	0	0	7
32	Edwards,Mike		1-3	0-0	2-2	0	3	3	4	4	0	0	1	0	16
	Team					0	4	4							
	Totals		21-52	5-18	22-25	9	35	44	24	69	12	14	7	7	200

FG % 1st Half: 10-23 43.5% 2nd half: 11-29 37.9% Game: 21-52 40.4%
3FG % 1st Half: 2-8 25.0% 2nd half: 3-10 30.0% Game: 5-18 27.8%
FT % 1st Half: 8-9 88.9% 2nd half: 14-16 87.5% Game: 22-25 88.0%

Deadball Rebounds 0

Ole Miss 47 • 10-6, 1-3 SEC

##	Player		Total FG-FGA	3-Ptr FG-FGA	FT-FTA	Rebounds Off	Def	Tot	PF	TP	A	TO	Blk	Stl	Min
05	Hymon,Marcanvis	f	0-2	0-0	2-5	1	4	5	3	2	0	1	0	1	23
11	Saiz,Sebastian	f	3-9	0-1	5-8	1	2	3	4	11	0	2	1	1	34
50	Furmanavicius,Justas	f	2-5	1-1	1-5	0	3	3	3	6	1	0	1	0	30
01	Burnett,Deandre	g	1-6	0-2	1-1	1	1	2	0	3	0	1	0	0	13
03	Davis,Terence	g	4-9	0-2	4-5	0	5	5	4	12	1	3	0	2	24
00	Fitzpatrick-Dorsey,D		0-0	0-0	2-2	0	2	2	1	2	0	1	0	0	9
02	Neal,Cullen		0-6	0-5	0-0	1	3	4	2	0	0	2	0	0	20
04	Tyree,Breein		3-8	1-5	2-6	1	2	3	2	9	1	2	0	0	16
14	Brooks,Rasheed		1-6	0-3	0-0	1	1	2	0	2	1	1	0	0	23
24	Below,Lane		0-0	0-0	0-0	0	0	0	0	0	0	0	0	0	2
32	Morris,Nate		0-0	0-0	0-0	1	1	2	1	0	0	0	1	0	6
	Team					2	1	3							
	Totals		14-51	2-19	17-32	9	25	34	20	47	4	13	3	4	200

FG % 1st Half: 5-30 16.7% 2nd half: 9-21 42.9% Game: 14-51 27.5%
3FG % 1st Half: 2-13 15.4% 2nd half: 0-6 0.0% Game: 2-19 10.5%
FT % 1st Half: 6-11 54.5% 2nd half: 11-21 52.4% Game: 17-32 53.1%

Deadball Rebounds 8

Officials: Tony Greene, Brian Shey, Lee Cassell
Technical fouls: Georgia-None. Ole Miss-None.
Attendance: 7029

Score by periods	1st	2nd	Total
Georgia	30	39	**69**
Ole Miss	18	29	**47**

Points	In Paint	Off T/O	2nd Chance	Fast Break	Bench
UGA	26	15	7	2	12
OM	14	6	5	6	13

Last FG - UGA 2nd-01:04, OM 2nd-03:27.
Largest lead - UGA by 23 2nd-01:04, OM by 4 1st-16:29.
UGA led for 31:19. OM led for 06:34. Game was tied for 01:54.

Score tied - 1 time.
Lead changed - 3 times.

GAME BOX SCORES

Official Basketball Box Score -- Game Totals -- Final Statistics

Ole Miss vs South Carolina

1/14/17 6:30 p.m. ET at Columbia, S.C. (Colonial Life Arena)

Ole Miss 56 • 10-7, 1-4 SEC

##	Player		Total FG-FGA	3-Ptr FG-FGA	FT-FTA	Rebounds Off	Def	Tot	PF	TP	A	TO	Blk	Stl	Min
05	Hymon,Marcanvis	f	0-4	0-0	0-0	2	0	2	4	0	0	2	0	1	17
11	Saiz,Sebastian	f	3-10	0-3	5-9	4	11	15	4	11	0	2	2	2	34
50	Furmanavicius,Justas	f	2-5	0-1	4-5	1	4	5	4	8	2	3	0	2	30
03	Davis,Terence	g	3-12	0-2	0-0	1	5	6	4	6	0	6	1	2	28
04	Tyree,Breein	g	2-9	0-2	3-4	2	0	2	2	7	3	1	0	1	23
00	Fitzpatrick-Dorsey,D		1-3	0-0	2-2	0	0	0	0	4	0	1	0	0	10
02	Neal,Cullen		3-4	3-3	3-3	0	0	0	1	12	1	4	0	0	28
14	Brooks,Rasheed		3-8	2-6	0-0	0	0	0	4	8	2	2	0	1	30
	Team					1	1	2							
	Totals		17-55	5-17	17-23	11	21	32	23	56	8	21	3	9	200

FG % 1st Half: 6-23 26.1% 2nd half: 11-32 34.4% Game: 17-55 30.9%
3FG % 1st Half: 1-5 20.0% 2nd half: 4-12 33.3% Game: 5-17 29.4%
FT % 1st Half: 7-9 77.8% 2nd half: 10-14 71.4% Game: 17-23 73.9%

Deadball Rebounds 3,1

South Carolina 67 • 14-3, 4-0 SEC

##	Player		Total FG-FGA	3-Ptr FG-FGA	FT-FTA	Rebounds Off	Def	Tot	PF	TP	A	TO	Blk	Stl	Min
21	KOTSAR, Maik	f	3-6	0-0	0-0	5	1	6	5	6	0	2	2	1	16
30	SILVA, Chris	f	5-11	0-0	6-7	2	9	11	3	16	1	1	1	1	28
00	THORNWELL, Sindarius	g	3-10	0-2	4-6	4	4	8	2	10	3	3	0	2	32
10	NOTICE, Duane	g	2-8	2-7	1-2	0	1	1	2	7	3	1	0	2	28
15	DOZIER, PJ	g	4-9	1-5	7-10	2	3	5	0	16	3	2	0	0	27
02	GRAVETT, Hassani		0-2	0-1	0-0	0	0	0	1	0	2	2	0	0	18
04	FELDER, Rakym		3-7	2-5	4-4	0	3	3	0	12	0	3	0	1	17
05	BLANTON, TeMarcus		0-1	0-0	0-0	0	3	3	0	0	0	1	0	1	7
12	GUEYE, Khadim		0-0	0-0	0-0	0	2	2	1	0	0	1	0	1	7
13	CORCHIANI, Tommy		0-0	0-0	0-0	0	0	0	0	0	0	0	0	0	2
14	TUT, Ran		0-0	0-0	0-0	0	0	0	1	0	0	1	0	0	5
20	MCKIE, Justin		0-0	0-0	0-0	0	0	0	0	0	0	1	0	0	2
23	HINSON, Evan		0-0	0-0	0-0	0	0	0	1	0	0	0	0	0	3
24	KEITA, Sedee		0-1	0-0	0-2	0	1	1	3	0	0	2	0	1	8
	Team					0	2	2							
	Totals		20-55	5-20	22-31	13	29	42	19	67	12	20	3	10	200

FG % 1st Half: 10-34 29.4% 2nd half: 10-21 47.6% Game: 20-55 36.4%
3FG % 1st Half: 1-12 8.3% 2nd half: 4-8 50.0% Game: 5-20 25.0%
FT % 1st Half: 13-17 76.5% 2nd half: 9-14 64.3% Game: 22-31 71.0%

Deadball Rebounds 9,1

Officials: Olandis Poole, Doug Sirmons, K.B. Burdett Jr.
Technical fouls: Ole Miss-Brooks,Rasheed. South Carolina-None.
Attendance: 15202

Score by periods	1st	2nd	Total
Ole Miss	20	36	**56**
South Carolina	34	33	**67**

Points	In Paint	Off T/O	2nd Chance	Fast Break	Bench
OM	20	22	6	8	24
SC	24	20	9	7	12

Last FG - OM 2nd-01:06, SC 2nd-03:43.
Largest lead - OM None, SC by 25 2nd-08:02.
OM led for 00:00. SC led for 39:33. Game was tied for 00:27.

Score tied - 0 times.
Lead changed - 0 times.

Official Basketball Box Score -- Game Totals -- Final Statistics

Tennessee vs Ole Miss

01/17/17 8 PM at Oxford, Miss./The Pavilion at Ole Miss

Tennessee 69 • 9-9 2-4 SEC

##	Player		Total FG-FGA	3-Ptr FG-FGA	FT-FTA	Rebounds Off	Def	Tot	PF	TP	A	TO	Blk	Stl	Min
02	Williams, Grant	f	2-4	0-0	1-3	1	3	4	5	5	1	1	1	0	17
11	Alexander, Kyle	f	3-3	0-0	0-3	2	4	6	3	6	0	0	1	0	20
00	Bone, Jordan	g	1-9	0-3	0-0	0	1	1	3	2	4	2	0	2	14
03	Hubbs III, Robert	g	7-15	0-1	1-2	2	5	7	1	15	3	2	1	0	35
23	Bowden, Jordan	g	4-16	3-9	3-4	0	3	3	3	14	0	2	0	2	27
01	Turner, Lamonte		5-15	3-10	2-4	1	1	2	2	15	5	3	1	0	29
05	Schofield, Admiral		2-5	0-1	0-0	0	3	3	3	4	0	1	2	0	20
12	Parker, Kwe		0-0	0-0	0-0	0	0	0	2	0	0	1	0	0	6
21	Evans, Lew		0-1	0-0	3-4	3	2	5	4	3	2	0	0	0	13
25	Phillips, Shembari		1-3	0-1	3-4	2	1	3	5	5	0	0	0	0	19
	Team					6	2	8							
	Totals		25-71	6-25	13-24	17	25	42	31	69	15	12	6	4	200

FG % 1st Half: 14-33 42.4% 2nd half: 11-38 28.9% Game: 25-71 35.2%
3FG % 1st Half: 4-10 40.0% 2nd half: 2-15 13.3% Game: 6-25 24.0%
FT % 1st Half: 6-10 60.0% 2nd half: 7-14 50.0% Game: 13-24 54.2%

Deadball Rebounds 3

Ole Miss 80 • 11-7, 2-4 SEC

##	Player		Total FG-FGA	3-Ptr FG-FGA	FT-FTA	Rebounds Off	Def	Tot	PF	TP	A	TO	Blk	Stl	Min
11	Saiz,Sebastian	f	6-11	0-3	5-8	1	9	10	5	17	0	4	1	0	33
50	Furmanavicius,Justas	f	4-6	0-0	7-7	2	7	9	3	15	0	3	2	0	33
03	Davis,Terence	g	8-15	0-4	4-7	0	11	11	3	20	4	4	0	1	34
04	Tyree,Breein	g	4-11	0-1	7-8	0	1	1	3	15	6	3	0	1	30
14	Brooks,Rasheed	g	0-3	0-2	0-0	2	1	3	2	0	1	2	0	0	15
00	Fitzpatrick-Dorsey,D		0-0	0-0	0-0	0	0	0	1	0	0	0	0	0	3
02	Neal,Cullen		2-6	1-4	4-6	0	1	1	3	9	2	1	0	1	26
05	Hymon,Marcanvis		2-2	0-0	0-6	3	5	8	4	4	1	0	3	0	26
	Team					5	2	7							
	Totals		26-54	1-14	27-42	13	37	50	24	80	14	17	6	3	200

FG % 1st Half: 12-26 46.2% 2nd half: 14-28 50.0% Game: 26-54 48.1%
3FG % 1st Half: 1-7 14.3% 2nd half: 0-7 0.0% Game: 1-14 7.1%
FT % 1st Half: 13-20 65.0% 2nd half: 14-22 63.6% Game: 27-42 64.3%

Deadball Rebounds 5

Officials: Mike Nance, Don Daily, Jamie Luckie
Technical fouls: Tennessee-None. Ole Miss-None.
Attendance: 6085

Score by periods	1st	2nd	Total
Tennessee	38	31	**69**
Ole Miss	38	42	**80**

Points	In Paint	Off T/O	2nd Chance	Fast Break	Bench
UT	32	19	13	4	27
OM	42	19	14	16	13

Last FG - UT 2nd-04:13, OM 2nd-00:10.
Largest lead - UT by 13 2nd-15:00, OM by 12 2nd-00:10.
UT led for 14:21. OM led for 23:13. Game was tied for 02:26.

Score tied - 6 times.
Lead changed - 7 times.

Official Basketball Box Score -- Game Totals -- Final Statistics

Ole Miss vs Mizzou

1-21-17 2:31 PM at Columbia, Mo. (Mizzou Arena)

Ole Miss 75 • 12-7, 3-4

##	Player		Total FG-FGA	3-Ptr FG-FGA	FT-FTA	Rebounds Off	Def	Tot	PF	TP	A	TO	Blk	Stl	Min
03	Davis,Terence	*	7-16	2-7	2-4	2	9	11	3	18	4	1	0	1	39
04	Tyree,Breein	*	2-6	2-2	0-0	1	1	2	1	6	1	1	0	0	23
05	Hymon,Marcanvis	*	1-2	0-0	1-2	0	6	6	3	3	0	1	0	1	23
11	Saiz,Sebastian	*	6-12	1-3	6-7	2	8	10	4	19	2	4	0	1	36
50	Furmanavicius,Justas	*	2-4	0-2	3-3	1	1	2	2	7	1	1	2	0	25
01	Burnett,Deandre		4-11	3-6	3-5	1	1	2	1	14	3	3	0	1	36
02	Neal,Cullen		2-5	2-4	2-2	0	1	1	2	8	0	1	0	0	18
	Team					2	2	4							
	Totals		24-56	10-24	17-23	9	29	38	16	75	11	12	2	4	200

FG % 1st Half: 14-31 45.2% 2nd half: 10-25 40.0% Game: 24-56 42.9%
3FG % 1st Half: 6-14 42.9% 2nd half: 4-10 40.0% Game: 10-24 41.7%
FT % 1st Half: 5-7 71.4% 2nd half: 12-16 75.0% Game: 17-23 73.9%

Deadball Rebounds 3

Mizzou 71 • 5-13, 0-6

##	Player		Total FG-FGA	3-Ptr FG-FGA	FT-FTA	Rebounds Off	Def	Tot	PF	TP	A	TO	Blk	Stl	Min
11	WALTON	*	0-4	0-0	0-0	0	0	0	0	0	2	0	0	0	16
15	GEIST	*	1-3	0-1	0-0	0	4	4	1	2	1	0	0	0	17
21	BARNETT	*	4-10	2-5	1-2	1	4	5	1	11	0	2	0	0	34
24	PURYEAR	*	11-14	4-4	0-0	3	5	8	4	26	0	3	0	0	33
25	WOODS	*	5-10	0-0	3-9	6	5	11	4	13	0	2	0	0	34
01	PHILLIPS		3-12	2-7	2-3	0	5	5	5	10	10	5	0	2	33
03	HUGHES		0-2	0-2	0-0	1	0	1	2	0	2	1	0	0	4
14	NIKKO		0-0	0-0	0-2	0	0	0	1	0	0	0	0	0	6
33	VANLEER		3-6	3-6	0-1	0	3	3	2	9	0	0	0	0	23
	Team					1	0	1				1			
	Totals		27-61	11-25	6-17	12	26	38	20	71	15	14	0	2	200

FG % 1st Half: 14-33 42.4% 2nd half: 13-28 46.4% Game: 27-61 44.3%
3FG % 1st Half: 2-8 25.0% 2nd half: 9-17 52.9% Game: 11-25 44.0%
FT % 1st Half: 3-7 42.9% 2nd half: 3-10 30.0% Game: 6-17 35.3%

Deadball Rebounds 4

Officials: Tony Henderson, Terry Moore, Rusty Phillips
Technical fouls: Ole Miss-None. Mizzou-None.
Attendance: 10378
Estimated Actual: 7,235

Score by periods	1st	2nd	Total
Ole Miss	39	36	**75**
Mizzou	33	38	**71**

Points	In Paint	Off T/O	2nd Chance	Fast Break	Bench
OM	18	18	6	4	22
MU	28	13	10	2	19

Last FG - OM 2nd-03:22, MU 2nd-00:06.
Largest lead - OM by 12 1st-14:10, MU by 4 1st-18:53.
OM led for 36:15. MU led for 03:32. Game was tied for 00:13.

Score tied - 0 times.
Lead changed - 3 times.

Official Basketball Box Score -- Game Totals -- Final Statistics

Texas A&M vs Ole Miss

1/25/17 6:30 PM at Oxford, Miss./The Pavilion at Ole Miss

Texas A&M 80 • 11-8, 3-5 SEC

##	Player		Total FG-FGA	3-Ptr FG-FGA	FT-FTA	Rebounds Off	Def	Tot	PF	TP	A	TO	Blk	Stl	Min
10	Tonny Trocha-Morelos	f	3-11	1-5	2-2	3	2	5	1	9	2	2	1	4	36
44	Robert Williams	f	6-8	0-0	3-8	4	10	14	4	15	2	3	2	0	31
34	Tyler Davis	c	9-11	0-0	2-2	3	2	5	4	20	1	2	0	2	24
03	Admon Gilder	g	6-11	4-6	6-6	3	4	7	0	22	7	3	0	4	40
12	Chris Collins	g	1-5	1-4	0-0	1	1	2	2	3	3	1	0	0	24
02	Eric Vila		0-3	0-1	0-0	0	0	0	0	0	0	3	0	0	6
05	JC Hampton		2-3	1-2	1-2	0	0	0	2	6	4	1	0	0	21
42	Tavario Miller		2-5	0-0	1-2	1	2	3	2	5	0	0	1	0	18
	Team					1	2	3							
	Totals		29-57	7-18	15-22	16	23	39	15	80	19	15	4	10	200

FG % 1st Half: 18-29 62.1% 2nd half: 11-28 39.3% Game: 29-57 50.9%
3FG % 1st Half: 5-10 50.0% 2nd half: 2-8 25.0% Game: 7-18 38.9%
FT % 1st Half: 6-8 75.0% 2nd half: 9-14 64.3% Game: 15-22 68.2%

Deadball Rebounds 3

Ole Miss 76 • 12-8, 3-5 SEC

##	Player		Total FG-FGA	3-Ptr FG-FGA	FT-FTA	Rebounds Off	Def	Tot	PF	TP	A	TO	Blk	Stl	Min
11	Saiz,Sebastian	f	7-13	0-1	5-8	2	5	7	2	19	1	2	1	1	39
50	Furmanavicius,Justas	f	2-5	1-2	2-2	2	1	3	3	7	1	3	1	1	32
01	Burnett,Deandre	g	5-14	2-8	4-7	0	2	2	3	16	7	3	0	1	36
03	Davis,Terence	g	7-11	5-8	0-0	0	2	2	4	19	1	2	0	1	27
04	Tyree,Breein	g	1-4	1-3	0-0	0	2	2	2	3	3	1	0	0	18
00	Fitzpatrick-Dorsey,D		1-2	0-0	0-0	1	0	1	1	2	2	0	0	0	8
02	Neal,Cullen		2-3	2-3	0-0	0	0	0	1	6	2	0	0	0	21
05	Hymon,Marcanvis		2-3	0-0	0-0	1	2	3	2	4	0	2	0	1	19
	Team					1	2	3							
	Totals		27-55	11-25	11-17	7	16	23	18	76	17	13	2	5	200

FG % 1st Half: 14-27 51.9% 2nd half: 13-28 46.4% Game: 27-55 49.1%
3FG % 1st Half: 6-14 42.9% 2nd half: 5-11 45.5% Game: 11-25 44.0%
FT % 1st Half: 5-6 83.3% 2nd half: 6-11 54.5% Game: 11-17 64.7%

Deadball Rebounds 4

Officials: Doug Shows, Ron Groover, Joe Lindsay
Technical fouls: Texas A&M-Tyler Davis. Ole Miss-None.
Attendance: 7055

Score by periods	1st	2nd	Total
Texas A&M	47	33	**80**
Ole Miss	39	37	**76**

Points	In Paint	Off T/O	2nd Chance	Fast Break	Bench
TAMU	44	13	18	6	11
OM	28	15	12	4	12

Last FG - TAMU 2nd-01:28, OM 2nd-00:08.
Largest lead - TAMU by 11 2nd-16:46, OM by 3 1st-18:38.
TAMU led for 33:12. OM led for 03:51. Game was tied for 02:57.

Score tied - 6 times.
Lead changed - 9 times.

GAME BOX SCORES

Official Basketball Box Score -- Game Totals -- Final Statistics
Baylor vs Ole Miss
1/28/17 5 PM at Oxford, Miss./The Pavilion at Ole Miss

Baylor 78 • 20-1, 7-1 Big 12

##	Player		Total FG-FGA	3-Ptr FG-FGA	FT-FTA	Rebounds Off	Def	Tot	PF	TP	A	TO	Blk	Stl	Min
00	Lual-Acuil Jr., Jo	f	5-7	0-0	6-9	4	5	9	3	16	0	2	2	0	29
05	Motley, Johnathan	f	5-9	0-1	6-9	3	6	9	3	16	1	1	0	0	28
20	Lecomte, Manu	g	6-9	5-6	0-0	1	3	4	2	17	4	4	0	0	39
24	Wainright, Ishmail	g	1-3	1-2	3-4	1	2	3	2	6	5	5	0	1	27
25	Freeman, Al	g	0-4	0-3	0-0	0	1	1	0	0	0	2	0	0	12
01	Mitchell, Wendell		0-0	0-0	0-0	0	0	0	1	0	0	0	0	0	1
03	Lindsey, Jake		3-7	1-4	2-2	1	2	3	3	9	3	1	0	0	28
21	Omot, Nuni		3-7	3-6	0-0	1	2	3	1	9	0	1	0	1	18
22	McClure, King		1-4	1-4	2-2	0	2	2	3	5	2	0	0	0	13
31	Maston, Terry		0-0	0-0	0-0	0	0	0	1	0	0	0	0	1	5
	Team					2	1	3				1			
	Totals		24-50	11-26	19-26	13	24	37	19	78	15	17	2	3	200

FG % 1st Half: 10-23 43.5% 2nd half: 14-27 51.9% Game: 24-50 48.0%
3FG % 1st Half: 6-14 42.9% 2nd half: 5-12 41.7% Game: 11-26 42.3%
FT % 1st Half: 9-13 69.2% 2nd half: 10-13 76.9% Game: 19-26 73.1%

Deadball Rebounds 3

Ole Miss 75 • 12-9, 3-5 SEC

##	Player		Total FG-FGA	3-Ptr FG-FGA	FT-FTA	Rebounds Off	Def	Tot	PF	TP	A	TO	Blk	Stl	Min
05	Hymon,Marcanvis	f	0-2	0-0	0-0	0	2	2	4	0	1	1	2	2	31
11	Saiz,Sebastian	f	7-17	1-3	5-5	4	6	10	4	20	2	1	0	1	32
02	Neal,Cullen	g	2-5	2-4	7-7	0	0	0	2	13	3	3	0	1	25
03	Davis,Terence	g	3-6	1-3	2-2	1	2	3	5	9	2	0	2	1	17
04	Tyree,Breein	g	6-9	2-3	6-6	1	3	4	1	20	2	1	0	1	29
01	Burnett,Deandre		1-10	1-2	1-1	1	0	1	3	4	1	1	1	2	29
14	Brooks,Rasheed		1-3	0-2	0-0	0	0	0	0	2	3	1	0	0	14
50	Furmanavicius,Justas		3-4	0-0	1-2	1	3	4	1	7	0	0	1	1	23
	Team					3	0	3							
	Totals		23-56	7-17	22-23	11	16	27	20	75	14	8	6	9	200

FG % 1st Half: 15-33 45.5% 2nd half: 8-23 34.8% Game: 23-56 41.1%
3FG % 1st Half: 5-10 50.0% 2nd half: 2-7 28.6% Game: 7-17 41.2%
FT % 1st Half: 7-8 87.5% 2nd half: 15-15 100.0 Game: 22-23 95.7%

Deadball Rebounds 0

Officials: Tony Greene, Lee Cassell, Darron George
Technical fouls: Baylor-None. Ole Miss-None.
Attendance: 9411
SEC/Big 12 Challenge

Score by periods	1st	2nd	Total
Baylor	35	43	**78**
Ole Miss	42	33	**75**

Points	In Paint	Off T/O	2nd Chance	Fast Break	Bench
BU	26	13	16	3	23
OM	20	19	11	4	13

Last FG - BU 2nd-00:23, OM 2nd-02:16.
Largest lead - BU by 6 2nd-00:23, OM by 15 1st-06:33.
BU led for 07:28. OM led for 30:32. Game was tied for 01:59.

Score tied - 5 times.
Lead changed - 7 times.

Official Basketball Box Score -- Game Totals -- Final Statistics
Mississippi State vs Ole Miss
1/31/17 6 PM at Oxford, Miss./The Pavilion at Ole Miss

Mississippi State 61 • 13-8, 4-5 SEC

##	Player		Total FG-FGA	3-Ptr FG-FGA	FT-FTA	Rebounds Off	Def	Tot	PF	TP	A	TO	Blk	Stl	Min
34	Herard, Schnider	f	1-1	0-0	2-4	0	5	5	3	4	0	3	0	1	23
35	Holman, Aric	f	4-6	1-2	0-0	1	5	6	3	9	1	1	2	0	25
01	Peters, Lamar	g	5-10	2-5	4-4	0	2	2	1	16	4	4	0	1	24
04	Kegler, Mario	g	2-6	2-5	2-3	0	6	6	3	8	3	4	0	1	32
11	Weatherspoon, Q	g	7-17	2-5	0-0	0	2	2	1	16	1	2	0	1	34
02	Wright, Eli		0-1	0-1	2-2	2	1	3	1	2	1	4	0	0	20
03	Stapleton, Xavian		2-5	0-3	2-3	0	1	1	1	6	1	0	0	1	18
23	Carter, Tyson		0-7	0-4	0-0	0	1	1	3	0	1	1	1	0	20
45	Datcher, E.J.		0-0	0-0	0-0	0	0	0	2	0	0	0	0	0	4
	Team					2	2	4							
	Totals		21-53	7-25	12-16	5	25	30	18	61	12	19	3	5	200

FG % 1st Half: 12-25 48.0% 2nd half: 9-28 32.1% Game: 21-53 39.6%
3FG % 1st Half: 4-10 40.0% 2nd half: 3-15 20.0% Game: 7-25 28.0%
FT % 1st Half: 5-6 83.3% 2nd half: 7-10 70.0% Game: 12-16 75.0%

Deadball Rebounds 3

Ole Miss 88 • 13-9, 4-5 SEC

##	Player		Total FG-FGA	3-Ptr FG-FGA	FT-FTA	Rebounds Off	Def	Tot	PF	TP	A	TO	Blk	Stl	Min
05	Hymon,Marcanvis	f	2-5	0-0	2-2	3	2	5	2	6	0	0	1	1	24
11	Saiz,Sebastian	f	7-15	1-4	2-2	4	7	11	3	17	0	2	1	2	29
01	Burnett,Deandre	g	4-11	1-2	7-7	1	0	1	0	16	5	3	1	4	30
03	Davis,Terence	g	7-13	1-6	3-3	1	4	5	3	18	4	0	1	1	28
04	Tyree,Breein	g	3-9	0-3	1-3	1	2	3	1	7	4	1	0	1	24
00	Fitzpatrick-Dorsey,D		1-2	0-0	0-0	0	0	0	0	2	0	1	0	0	2
02	Neal,Cullen		0-2	0-2	1-2	0	2	2	0	1	1	0	0	0	12
14	Brooks,Rasheed		4-7	3-5	4-4	0	2	2	1	15	0	0	0	0	23
24	Below,Lane		0-0	0-0	0-0	0	0	0	0	0	0	0	0	0	1
50	Furmanavicius,Justas		2-4	0-1	2-2	4	6	10	3	6	1	1	0	2	27
	Team					1	3	4							
	Totals		30-68	6-23	22-25	15	28	43	13	88	15	8	4	11	200

FG % 1st Half: 20-38 52.6% 2nd half: 10-30 33.3% Game: 30-68 44.1%
3FG % 1st Half: 5-14 35.7% 2nd half: 1-9 11.1% Game: 6-23 26.1%
FT % 1st Half: 6-7 85.7% 2nd half: 16-18 88.9% Game: 22-25 88.0%

Deadball Rebounds 1

Officials: Olandis Poole, Roger Ayers, Terry Wymer
Technical fouls: Mississippi State-None. Ole Miss-None.
Attendance: 8205

Score by periods	1st	2nd	Total
Mississippi State	33	28	**61**
Ole Miss	51	37	**88**

Points	In Paint	Off T/O	2nd Chance	Fast Break	Bench
MS	28	5	5	8	8
OM	44	23	22	14	24

Last FG - MS 2nd-05:29, OM 2nd-00:12.
Largest lead - MS None, OM by 27 2nd-00:12.
MS led for 00:00. OM led for 39:06. Game was tied for 00:54.

Score tied - 2 times.
Lead changed - 0 times.

2016-17 Ole Miss Basketball
Ole Miss Combined Team Statistics (as of Jan 31, 2017)
All games

RECORD:	OVERALL	HOME	AWAY	NEUTRAL
ALL GAMES	13-9	9-5	2-3	2-1
CONFERENCE	4-5	2-3	2-2	0-0
NON-CONFERENCE	9-4	7-2	0-1	2-1

					Total		3-Point		F-Throw		Rebounds											
##	Player	gp-gs	min	avg	fg-fga	fg%	3fg-fga	3fg%	ft-fta	ft%	off	def	tot	avg	pf	dq	a	to	blk	stl	pts	avg
01	Burnett,Deandre	20-16	604	30.2	86-246	.350	40-109	.367	126-142	.887	12	29	41	2.1	34	0	66	65	4	22	338	16.9
11	Saiz,Sebastian	22-22	740	33.6	118-237	.498	14-48	.292	98-132	.742	65	182	247	11.2	75	3	18	48	26	22	348	15.8
03	Davis,Terence	22-14	522	23.7	105-227	.463	27-87	.310	46-66	.697	24	94	118	5.4	72	2	33	47	16	28	283	12.9
02	Neal,Cullen	22-12	553	25.1	63-154	.409	41-101	.406	46-55	.836	4	34	38	1.7	42	0	57	40	0	12	213	9.7
14	Brooks,Rasheed	20-8	463	23.2	57-150	.380	29-82	.354	16-17	.941	13	40	53	2.7	27	0	35	32	4	17	159	8.0
50	Furmanavicius,Justas	22-12	554	25.2	51-101	.505	5-19	.263	39-63	.619	53	64	117	5.3	64	2	22	24	30	16	146	6.6
04	Tyree,Breein	20-9	307	15.4	33-88	.375	11-35	.314	24-35	.686	6	22	28	1.4	31	0	40	24	0	8	101	5.1
05	Hymon,Marcanvis	22-15	463	21.0	29-57	.509	0-0	.000	18-45	.400	32	62	94	4.3	66	2	11	28	29	17	76	3.5
00	Fitzpatrick-Dorsey,D	18-2	138	7.7	8-21	.381	0-4	.000	11-12	.917	9	13	22	1.2	16	0	9	12	1	5	27	1.5
24	Below,Lane	3-0	6	2.0	1-2	.500	0-0	.000	0-0	.000	0	0	0	0.0	1	0	0	0	0	0	2	0.7
12	Silins,Karlis	8-0	39	4.9	1-3	.333	0-0	.000	2-4	.500	3	2	5	0.6	8	0	0	2	1	1	4	0.5
32	Morris,Nate	7-0	36	5.1	0-5	.000	0-0	.000	0-0	.000	2	5	7	1.0	8	0	0	3	3	0	0	0.0
	Team										48	38	86					1				
	Total.....	22	4425		552-1291	.428	167-485	.344	426-571	.746	271	585	856	38.9	444	9	291	326	114	148	1697	77.1
	Opponents.....	22	4425		562-1340	.419	193-521	.370	340-503	.676	264	539	803	36.5	462	-	335	306	61	144	1657	75.3

TEAM STATISTICS	OM	OPP
SCORING	1697	1657
Points per game	77.1	75.3
Scoring margin	+1.8	-
FIELD GOALS-ATT	552-1291	562-1340
Field goal pct	.428	.419
3 POINT FG-ATT	167-485	193-521
3-point FG pct	.344	.370
3-pt FG made per game	7.6	8.8
FREE THROWS-ATT	426-571	340-503
Free throw pct	.746	.676
F-Throws made per game	19.4	15.5
REBOUNDS	856	803
Rebounds per game	38.9	36.5
Rebounding margin	+2.4	-
ASSISTS	291	335
Assists per game	13.2	15.2
TURNOVERS	326	306
Turnovers per game	14.8	13.9
Turnover margin	-0.9	-
Assist/turnover ratio	0.9	1.1
STEALS	148	144
Steals per game	6.7	6.5
BLOCKS	114	61
Blocks per game	5.2	2.8
ATTENDANCE	101168	55857
Home games-Avg/Game	14-7226	5-10529
Neutral site-Avg/Game	-	3-1070

Score by Periods	1st	2nd	OT	Totals
Ole Miss	809	872	16	1697
Opponents	810	838	9	1657

	Date	Opponent		Score	Att.
	11/11/16	UT MARTIN	W	86-83	6123
	11/14/16	UMASS	W	90-88	5291
	11/18/16	vs Oral Roberts	Wot	95-88	512
	11/20/16	vs Saint Joseph's	W	81-68	0
	11/21/16	vs Creighton	L	77-86	2699
	11/24/16	MONTANA	W	86-81	7358
	11/30/16	MIDDLE TENNESSEE	L	62-77	6412
	12/03/16	MEMPHIS	W	85-77	7411
	12/11/16	at Virginia Tech	L	75-80	7522
	12/15/16	MURRAY STATE	W	78-73	6650
	12/19/16	BRADLEY	W	66-49	7792
	12/22/16	SOUTH ALABAMA	W	92-58	7260
*	12/29/16	KENTUCKY	L	76-99	9086
*	1/3/17	at Florida	L	63-70	10423
*	01/07/17	at Auburn	W	88-85	9121
*	1/11/17	GEORGIA	L	47-69	7029
*	1/14/17	at South Carolina	L	56-67	15202
*	01/17/17	TENNESSEE	W	80-69	6085
*	1-21-17	at Mizzou	W	75-71	10378
*	1/25/17	TEXAS A&M	L	76-80	7055
	1/28/17	BAYLOR	L	75-78	9411
*	1/31/17	MISSISSIPPI STATE	W	88-61	8205

* = Conference game

2016-17 Ole Miss Basketball
Ole Miss Combined Team Statistics (as of Jan 31, 2017)
Conference games

RECORD:	OVERALL	HOME	AWAY	NEUTRAL
ALL GAMES	4-5	2-3	2-2	0-0
CONFERENCE	4-5	2-3	2-2	0-0
NON-CONFERENCE	0-0	0-0	0-0	0-0

					Total		3-Point		F-Throw		Rebounds											
##	Player	gp-gs	min	avg	fg-fga	fg%	3fg-fga	3fg%	ft-fta	ft%	off	def	tot	avg	pf	dq	a	to	blk	stl	pts	avg
11	Saiz,Sebastian	9-9	318	35.3	49-105	.467	7-27	.259	41-55	.745	23	69	92	10.2	33	2	7	26	8	8	146	16.2
01	Burnett,Deandre	7-6	216	30.9	30-79	.380	10-32	.313	34-42	.810	4	8	12	1.7	12	0	32	24	1	10	104	14.9
03	Davis,Terence	9-8	241	26.8	47-104	.452	12-41	.293	15-23	.652	7	42	49	5.4	31	0	17	20	3	12	121	13.4
50	Furmanavicius,Justas	9-7	268	29.8	23-45	.511	3-11	.273	26-32	.813	16	32	48	5.3	30	1	9	14	10	9	75	8.3
14	Brooks,Rasheed	7-1	166	23.7	17-48	.354	10-27	.370	9-9	1.000	5	6	11	1.6	12	0	5	8	0	5	53	7.6
04	Tyree,Breein	9-5	170	18.9	20-57	.351	5-20	.250	15-25	.600	5	12	17	1.9	14	0	21	12	0	4	60	6.7
02	Neal,Cullen	9-2	187	20.8	15-41	.366	11-32	.344	12-15	.800	1	13	14	1.6	13	0	10	18	0	3	53	5.9
05	Hymon,Marcanvis	9-7	180	20.0	11-24	.458	0-0	.000	5-15	.333	12	29	41	4.6	31	1	2	12	7	6	27	3.0
00	Fitzpatrick-Dorsey,D	7-0	40	5.7	3-8	.375	0-0	.000	4-4	1.000	2	2	4	0.6	6	0	2	3	0	0	10	1.4
24	Below,Lane	2-0	3	1.5	0-0	.000	0-0	.000	0-0	.000	0	0	0	0.0	0	0	0	0	0	0	0	0.0
32	Morris,Nate	3-0	11	3.7	0-0	.000	0-0	.000	0-0	.000	1	1	2	0.7	1	0	0	0	1	0	0	0.0
	Team										16	19	35									
	Total.....	9	1800		215-511	.421	58-190	.305	161-220	.732	92	233	325	36.1	183	4	105	137	30	57	649	72.1
	Opponents.....	9	1800		230-539	.427	66-197	.335	145-217	.668	110	231	341	37.9	182	-	128	128	33	64	671	74.6

TEAM STATISTICS	OM	OPP
SCORING	649	671
Points per game	72.1	74.6
Scoring margin	-2.4	-
FIELD GOALS-ATT	215-511	230-539
Field goal pct	.421	.427
3 POINT FG-ATT	58-190	66-197
3-point FG pct	.305	.335
3-pt FG made per game	6.4	7.3
FREE THROWS-ATT	161-220	145-217
Free throw pct	.732	.668
F-Throws made per game	17.9	16.1
REBOUNDS	325	341
Rebounds per game	36.1	37.9
Rebounding margin	-1.8	-
ASSISTS	105	128
Assists per game	11.7	14.2
TURNOVERS	137	128
Turnovers per game	15.2	14.2
Turnover margin	-1.0	-
Assist/turnover ratio	0.8	1.0
STEALS	57	64
Steals per game	6.3	7.1
BLOCKS	30	33
Blocks per game	3.3	3.7
ATTENDANCE	37460	45124
Home games-Avg/Game	5-7492	4-11281
Neutral site-Avg/Game	-	0-0

Score by Periods	1st	2nd	Totals
Ole Miss	298	351	649
Opponents	351	320	671

	Date	Opponent		Score	Att.
*	12/29/16	KENTUCKY	L	76-99	9086
*	1/3/17	at Florida	L	63-70	10423
*	01/07/17	at Auburn	W	88-85	9121
*	1/11/17	GEORGIA	L	47-69	7029
*	1/14/17	at South Carolina	L	56-67	15202
*	01/17/17	TENNESSEE	W	80-69	6085
*	1-21-17	at Mizzou	W	75-71	10378
*	1/25/17	TEXAS A&M	L	76-80	7055
*	1/31/17	MISSISSIPPI STATE	W	88-61	8205

* = Conference game

2016-17 Ole Miss Basketball
Ole Miss Team Game-by-Game (as of Jan 31, 2017)
All games

TEAM STATISTICS

				Total		3-Pointers		Free throws		Rebounds										
Opponent	Date	Score		fg-fga	pct	3fg-fga	pct	ft-fta	pct	off	def	tot	avg	pf	a	t/o	blk	stl	pts	avg
UT MARTIN	11/11/16	86-83	W	27-56	.482	7-19	.368	25-37	.676	16	28	44	44.0	24	14	24	10	9	86	86.0
UMASS	11/14/16	90-88	W	26-64	.406	5-15	.333	33-46	.717	18	28	46	45.0	28	6	17	4	5	90	88.0
vs Oral Roberts	11/18/16	95-88	Wot	32-69	.464	12-26	.462	19-27	.704	15	25	40	43.3	15	18	16	3	10	95	90.3
vs Saint Joseph's	11/20/16	81-68	W	27-64	.422	12-28	.429	15-19	.789	13	29	42	43.0	20	16	14	4	6	81	88.0
vs Creighton	11/21/16	77-86	L	28-63	.444	9-27	.333	12-17	.706	17	20	37	41.8	16	10	13	5	9	77	85.8
MONTANA	11/24/16	86-81	W	28-62	.452	11-26	.423	19-28	.679	14	29	43	42.0	17	15	14	8	5	86	85.8
MIDDLE TENNESSEE	11/30/16	62-77	L	18-45	.400	7-20	.350	19-27	.704	8	27	35	41.0	15	9	16	7	4	62	82.4
MEMPHIS	12/03/16	85-77	W	25-58	.431	7-17	.412	28-33	.848	15	22	37	40.5	23	17	11	7	6	85	82.8
at Virginia Tech	12/11/16	75-80	L	29-67	.433	8-27	.296	9-11	.818	14	26	40	40.4	22	11	16	4	1	75	81.9
MURRAY STATE	12/15/16	78-73	W	22-62	.355	7-23	.304	27-38	.711	17	32	49	41.3	27	14	11	5	6	78	81.5
BRADLEY	12/19/16	66-49	W	23-55	.418	9-28	.321	11-14	.786	8	33	41	41.3	13	19	16	13	13	66	80.1
SOUTH ALABAMA	12/22/16	92-58	W	29-59	.492	8-22	.364	26-31	.839	13	37	50	42.0	21	23	13	8	8	92	81.1
KENTUCKY	12/29/16	76-99	L	27-72	.375	6-22	.273	16-17	.941	14	31	45	42.2	23	13	15	6	3	76	80.7
at Florida	1/3/17	63-70	L	24-47	.511	5-19	.263	10-13	.769	7	27	34	41.6	20	8	21	3	10	63	79.4
at Auburn	01/07/17	88-85	W	26-53	.491	12-27	.444	24-28	.857	7	19	26	40.6	26	15	17	1	8	88	80.0
GEORGIA	1/11/17	47-69	L	14-51	.275	2-19	.105	17-32	.531	9	25	34	40.2	20	4	13	3	4	47	77.9
at South Carolina	1/14/17	56-67	L	17-55	.309	5-17	.294	17-23	.739	11	21	32	39.7	23	8	21	3	9	56	76.6
TENNESSEE	01/17/17	80-69	W	26-54	.481	1-14	.071	27-42	.643	13	37	50	40.3	24	14	17	6	3	80	76.8
at Mizzou	1-21-17	75-71	W	24-56	.429	10-24	.417	17-23	.739	9	29	38	40.2	16	11	12	2	4	75	76.7
TEXAS A&M	1/25/17	76-80	L	27-55	.491	11-25	.440	11-17	.647	7	16	23	39.3	18	17	13	2	5	76	76.7
BAYLOR	1/28/17	75-78	L	23-56	.411	7-17	.412	22-23	.957	11	16	27	38.7	20	14	8	6	9	75	76.6
MISSISSIPPI STATE	1/31/17	88-61	W	30-68	.441	6-23	.261	22-25	.880	15	28	43	38.9	13	15	8	4	11	88	77.1
Ole Miss		1697		552-1291	.428	167-485	.344	426-571	.746	271	585	856	38.9	444	291	326	114	148	1697	77.1
Opponents		1657		562-1340	.419	193-521	.370	340-503	.676	264	539	803	36.5	462	335	306	61	144	1657	75.3

Games played: 22
Points/game: 77.1
FG Pct: 42.8
3FG Pct: 34.4
FT Pct: 74.6

Rebounds/game: 38.9
Assists/game: 13.2
Turnovers/game: 14.8
Assist/turnover ratio: 0.9
Steals/game: 6.7
Blocks/game: 5.2

2016-17 Ole Miss Basketball
Ole Miss Opponent Game-by-Game (as of Jan 31, 2017)
All games

OPPONENT STATISTICS

				Total		3-Pointers		Free throws		Rebounds										
Opponent	Date	Score		fg-fga	pct	3fg-fga	pct	ft-fta	pct	off	def	tot	avg	pf	a	t/o	blk	stl	pts	avg
UT MARTIN	11/11/16	86-83	W	27-73	.370	12-33	.364	17-24	.708	21	19	40	40.0	29	13	17	1	8	83	83.0
UMASS	11/14/16	90-88	W	26-64	.406	13-33	.394	23-36	.639	14	25	39	39.5	29	17	18	5	10	88	85.5
vs Oral Roberts	11/18/16	95-88	Wot	31-65	.477	11-19	.579	15-16	.938	9	24	33	37.3	19	19	17	1	7	88	86.3
vs Saint Joseph's	11/20/16	81-68	W	25-55	.455	8-22	.364	10-22	.455	7	26	33	36.2	19	14	13	0	8	68	81.8
vs Creighton	11/21/16	77-86	L	31-59	.525	16-26	.615	8-10	.800	7	20	27	34.4	15	18	14	4	4	86	82.6
MONTANA	11/24/16	86-81	W	28-73	.384	12-33	.364	13-17	.765	16	24	40	35.3	23	19	10	3	3	81	82.3
MIDDLE TENNESSEE	11/30/16	62-77	L	29-60	.483	9-16	.563	10-12	.833	6	23	29	34.4	21	22	7	1	7	77	81.6
MEMPHIS	12/03/16	85-77	W	26-61	.426	6-19	.316	19-29	.655	17	21	38	34.9	26	17	11	5	4	77	81.0
at Virginia Tech	12/11/16	75-80	L	26-56	.464	10-26	.385	18-30	.600	10	23	33	34.7	15	18	13	1	5	80	80.9
MURRAY STATE	12/15/16	78-73	W	22-61	.361	7-31	.226	22-31	.710	11	31	42	35.4	28	13	12	2	4	73	80.1
BRADLEY	12/19/16	66-49	W	18-58	.310	7-17	.412	6-11	.545	9	27	36	35.5	14	11	17	2	10	49	77.3
SOUTH ALABAMA	12/22/16	92-58	W	19-66	.288	5-23	.217	15-22	.682	14	21	35	35.4	23	11	12	1	7	58	75.7
KENTUCKY	12/29/16	76-99	L	37-74	.500	8-18	.444	17-24	.708	11	31	42	35.9	17	24	8	8	9	99	77.5
at Florida	1/3/17	63-70	L	25-60	.417	9-25	.360	11-21	.524	12	16	28	35.4	15	10	10	1	11	70	76.9
at Auburn	01/07/17	88-85	W	25-56	.446	8-23	.348	27-37	.730	15	21	36	35.4	23	9	16	1	6	85	77.5
GEORGIA	1/11/17	47-69	L	21-52	.404	5-18	.278	22-25	.880	9	35	44	35.9	24	12	14	7	7	69	76.9
at South Carolina	1/14/17	56-67	L	20-55	.364	5-20	.250	22-31	.710	13	29	42	36.3	19	12	20	3	10	67	76.4
TENNESSEE	01/17/17	80-69	W	25-71	.352	6-25	.240	13-24	.542	17	25	42	36.6	31	15	12	6	4	69	75.9
at Mizzou	1-21-17	75-71	W	27-61	.443	11-25	.440	6-17	.353	12	26	38	36.7	20	15	14	0	2	71	75.7
TEXAS A&M	1/25/17	76-80	L	29-57	.509	7-18	.389	15-22	.682	16	23	39	36.8	15	19	15	4	10	80	75.9
BAYLOR	1/28/17	75-78	L	24-50	.480	11-26	.423	19-26	.731	13	24	37	36.8	19	15	17	2	3	78	76.0
MISSISSIPPI STATE	1/31/17	88-61	W	21-53	.396	7-25	.280	12-16	.750	5	25	30	36.5	18	12	19	3	5	61	75.3
Opponents		1657		562-1340	.419	193-521	.370	340-503	.676	264	539	803	36.5	462	335	306	61	144	1657	75.3
Ole Miss		1697		552-1291	.428	167-485	.344	426-571	.746	271	585	856	38.9	444	291	326	114	148	1697	77.1

Games played: 22
Points/game: 75.3
FG Pct: 41.9
3FG Pct: 37.0
FT Pct: 67.6

Rebounds/game: 36.5
Assists/game: 15.2
Turnovers/game: 13.9
Assist/turnover ratio: 1.1
Steals/game: 6.5
Blocks/game: 2.8

2016-17 Ole Miss Basketball
Ole Miss Individual Game-by-Game (as of Jan 31, 2017)
All games

#00 Fitzpatrick-Dorsey,D

				Total		3-Pointers		Free throws		Rebounds										
Opponent	Date	gs	min	fg-fga	pct	3fg-fga	pct	ft-fta	pct	off	def	tot	avg	pf	a	t/o	blk	stl	pts	avg
UT MARTIN	11/11/16		4	0-0	.000	0-0	.000	2-2	1.000	2	0	2	2.0	2	0	2	0	0	2	2.0
UMASS	11/14/16		14	1-1	1.000	0-0	.000	4-4	1.000	1	1	2	2.0	1	1	1	0	1	6	4.0
vs Oral Roberts	11/18/16		15	1-1	1.000	0-0	.000	0-0	.000	0	3	3	2.3	0	2	1	0	1	2	3.3
vs Saint Joseph's	11/20/16		7	1-2	.500	0-1	.000	0-0	.000	1	3	4	2.8	1	0	2	0	0	2	3.0
vs Creighton	11/21/16		2	0-1	.000	0-1	.000	0-0	.000	0	1	1	2.4	0	0	1	0	0	0	2.4
MONTANA	11/24/16		9	1-1	1.000	0-0	.000	0-0	.000	1	1	2	2.3	2	2	0	1	1	2	2.3
MIDDLE TENNESSEE	11/30/16		10	0-2	.000	0-0	.000	0-0	.000	0	0	0	2.0	0	1	0	0	0	0	2.0
MEMPHIS	12/03/16		4	0-0	.000	0-0	.000	0-0	.000	1	0	1	1.9	0	0	0	0	0	0	1.8
at Virginia Tech	12/11/16		3	0-0	.000	0-0	.000	0-0	.000	0	0	0	1.7	0	0	0	0	0	0	1.6
BRADLEY	12/19/16	*	17	1-3	.333	0-1	.000	1-2	.500	0	1	1	1.6	2	1	0	0	1	3	1.7
SOUTH ALABAMA	12/22/16	*	13	0-2	.000	0-1	.000	0-0	.000	1	1	2	1.6	2	0	2	0	1	0	1.5
KENTUCKY	12/29/16		5	0-1	.000	0-0	.000	0-0	.000	0	0	0	1.5	0	0	0	0	0	0	1.4
at Florida	1/3/17		3	0-0	.000	0-0	.000	0-0	.000	1	0	1	1.5	3	0	0	0	0	0	1.3
GEORGIA	1/11/17		9	0-0	.000	0-0	.000	2-2	1.000	0	2	2	1.5	1	0	1	0	0	2	1.4
at South Carolina	1/14/17		10	1-3	.333	0-0	.000	2-2	1.000	0	0	0	1.4	0	0	1	0	0	4	1.5
TENNESSEE	01/17/17		3	0-0	.000	0-0	.000	0-0	.000	0	0	0	1.3	1	0	0	0	0	0	1.4
TEXAS A&M	1/25/17		8	1-2	.500	0-0	.000	0-0	.000	1	0	1	1.3	1	2	0	0	0	2	1.5
MISSISSIPPI STATE	1/31/17		2	1-2	.500	0-0	.000	0-0	.000	0	0	0	1.2	0	0	1	0	0	2	1.5
Totals		2	138	8-21	.381	0-4	.000	11-12	.917	9	13	22	1.2	16	9	12	1	5	27	1.5

Games played: 18
Minutes/game: 7.7
Points/game: 1.5
FG Pct: 38.1
3FG Pct: 0.0
FT Pct: 91.7

Rebounds/game: 1.2
Assists/game: 0.5
Turnovers/game: 0.7
Assist/turnover ratio: 0.8
Steals/game: 0.3
Blocks/game: 0.1

#01 Burnett,Deandre

				Total		3-Pointers		Free throws		Rebounds										
Opponent	Date	gs	min	fg-fga	pct	3fg-fga	pct	ft-fta	pct	off	def	tot	avg	pf	a	t/o	blk	stl	pts	avg
UT MARTIN	11/11/16	*	32	5-11	.455	3-6	.500	10-10	1.000	0	2	2	2.0	3	1	4	2	1	23	23.0
UMASS	11/14/16	*	24	3-15	.200	0-1	.000	6-6	1.000	0	2	2	2.0	3	1	4	0	1	12	17.5
vs Oral Roberts	11/18/16	*	41	12-19	.632	9-12	.750	8-8	1.000	1	3	4	2.7	1	4	2	0	0	41	25.3
vs Saint Joseph's	11/20/16	*	36	5-19	.263	3-8	.375	7-8	.875	0	4	4	3.0	0	4	2	0	1	20	24.0
vs Creighton	11/21/16	*	33	7-17	.412	3-8	.375	5-6	.833	1	0	1	2.6	1	3	7	0	1	22	23.6
MONTANA	11/24/16	*	29	5-14	.357	2-7	.286	9-11	.818	1	2	3	2.7	1	1	3	0	0	21	23.2
MIDDLE TENNESSEE	11/30/16	*	33	2-10	.200	1-5	.200	10-10	1.000	0	2	2	2.6	1	2	5	0	0	15	22.0
MEMPHIS	12/03/16	*	32	5-15	.333	1-4	.250	8-8	1.000	2	2	4	2.8	3	5	1	0	2	19	21.6
at Virginia Tech	12/11/16	*	25	2-9	.222	0-5	.000	3-4	.750	0	1	1	2.6	2	2	4	0	0	7	20.0
MURRAY STATE	12/15/16	*	31	4-10	.400	2-5	.400	14-16	.875	0	3	3	2.6	2	3	5	0	2	24	20.4
BRADLEY	12/19/16		21	1-7	.143	1-5	.200	2-2	1.000	2	0	2	2.5	0	5	1	0	1	5	19.0
SOUTH ALABAMA	12/22/16		22	4-11	.364	4-9	.444	9-10	.900	0	0	0	2.3	2	2	2	0	1	21	19.2
KENTUCKY	12/29/16	*	31	7-15	.467	0-3	.000	5-6	.833	0	2	2	2.3	2	6	3	0	0	19	19.2
at Florida	1/3/17	*	32	6-12	.500	2-5	.400	4-4	1.000	0	1	1	2.2	2	3	5	0	1	18	19.1
at Auburn	01/07/17	*	38	3-10	.300	2-6	.333	10-12	.833	1	1	2	2.2	4	8	6	0	3	18	19.0
GEORGIA	1/11/17	*	13	1-6	.167	0-2	.000	1-1	1.000	1	1	2	2.2	0	0	1	0	0	3	18.0
at Mizzou	1-21-17		36	4-11	.364	3-6	.500	3-5	.600	1	1	2	2.2	1	3	3	0	1	14	17.8
TEXAS A&M	1/25/17	*	36	5-14	.357	2-8	.250	4-7	.571	0	2	2	2.2	3	7	3	0	1	16	17.7
BAYLOR	1/28/17		29	1-10	.100	1-2	.500	1-1	1.000	1	0	1	2.1	3	1	1	1	2	4	16.9
MISSISSIPPI STATE	1/31/17	*	30	4-11	.364	1-2	.500	7-7	1.000	1	0	1	2.1	0	5	3	1	4	16	16.9
Totals		16	604	86-246	.350	40-109	.367	126-142	.887	12	29	41	2.1	34	66	65	4	22	338	16.9

Games played: 20
Minutes/game: 30.2
Points/game: 16.9
FG Pct: 35.0
3FG Pct: 36.7
FT Pct: 88.7

Rebounds/game: 2.1
Assists/game: 3.3
Turnovers/game: 3.3
Assist/turnover ratio: 1.0
Steals/game: 1.1
Blocks/game: 0.2

2016-17 Ole Miss Basketball
Ole Miss Individual Game-by-Game (as of Jan 31, 2017)
All games

#02 Neal,Cullen

				Total		3-Pointers		Free throws		Rebounds										
Opponent	Date	gs	min	fg-fga	pct	3fg-fga	pct	ft-fta	pct	off	def	tot	avg	pf	a	t/o	blk	stl	pts	avg
UT MARTIN	11/11/16	*	29	2-8	.250	1-5	.200	5-6	.833	0	2	2	2.0	3	4	2	0	0	10	10.0
UMASS	11/14/16	*	34	7-15	.467	4-7	.571	3-6	.500	1	0	1	1.5	4	2	2	0	2	21	15.5
vs Oral Roberts	11/18/16	*	31	2-6	.333	2-3	.667	2-2	1.000	0	4	4	2.3	1	3	3	0	0	8	13.0
vs Saint Joseph's	11/20/16	*	34	3-8	.375	3-7	.429	2-2	1.000	0	2	2	2.3	0	4	0	0	1	11	12.5
vs Creighton	11/21/16	*	28	4-10	.400	2-6	.333	0-0	.000	0	0	0	1.8	4	0	2	0	0	10	12.0
MONTANA	11/24/16	*	32	6-12	.500	5-8	.625	2-2	1.000	0	2	2	1.8	3	4	3	0	1	19	13.2
MIDDLE TENNESSEE	11/30/16	*	25	4-9	.444	2-5	.400	3-4	.750	0	3	3	2.0	3	1	3	0	1	13	13.1
MEMPHIS	12/03/16		24	4-7	.571	2-4	.500	2-2	1.000	0	0	0	1.8	1	3	0	0	1	12	13.0
at Virginia Tech	12/11/16		23	5-10	.500	2-6	.333	0-0	.000	2	2	4	2.0	3	3	3	0	1	12	12.9
MURRAY STATE	12/15/16		28	3-10	.300	2-5	.400	0-0	.000	0	1	1	1.9	4	6	0	0	0	8	12.4
BRADLEY	12/19/16	*	27	3-8	.375	2-6	.333	4-5	.800	0	2	2	1.9	0	5	1	0	1	12	12.4
SOUTH ALABAMA	12/22/16	*	26	3-5	.600	1-3	.333	4-4	1.000	0	3	3	2.0	1	9	0	0	0	11	12.3
KENTUCKY	12/29/16	*	17	0-1	.000	0-1	.000	0-0	.000	0	3	3	2.1	3	1	4	0	0	0	11.3
at Florida	1/3/17	*	23	2-7	.286	0-4	.000	0-0	.000	0	2	2	2.1	0	2	4	0	1	4	10.8
at Auburn	01/07/17		22	4-7	.571	3-6	.500	2-2	1.000	0	1	1	2.0	1	1	2	0	1	13	10.9
GEORGIA	1/11/17		20	0-6	.000	0-5	.000	0-0	.000	1	3	4	2.1	2	0	2	0	0	0	10.3
at South Carolina	1/14/17		28	3-4	.750	3-3	1.000	3-3	1.000	0	0	0	2.0	1	1	4	0	0	12	10.4
TENNESSEE	01/17/17		26	2-6	.333	1-4	.250	4-6	.667	0	1	1	1.9	3	2	1	0	1	9	10.3
at Mizzou	1-21-17		18	2-5	.400	2-4	.500	2-2	1.000	0	1	1	1.9	2	0	1	0	0	8	10.2
TEXAS A&M	1/25/17		21	2-3	.667	2-3	.667	0-0	.000	0	0	0	1.8	1	2	0	0	0	6	10.0
BAYLOR	1/28/17	*	25	2-5	.400	2-4	.500	7-7	1.000	0	0	0	1.7	2	3	3	0	1	13	10.1
MISSISSIPPI STATE	1/31/17		12	0-2	.000	0-2	.000	1-2	.500	0	2	2	1.7	0	1	0	0	0	1	9.7
Totals		12	553	63-154	.409	41-101	.406	46-55	.836	4	34	38	1.7	42	57	40	0	12	213	9.7

Games played: 22
Minutes/game: 25.1
Points/game: 9.7
FG Pct: 40.9
3FG Pct: 40.6
FT Pct: 83.6

Rebounds/game: 1.7
Assists/game: 2.6
Turnovers/game: 1.8
Assist/turnover ratio: 1.4
Steals/game: 0.5

2016-17 Ole Miss Basketball
Ole Miss Individual Game-by-Game (as of Jan 31, 2017)
All games

#03 Davis,Terence

				Total		3-Pointers		Free throws		Rebounds										
Opponent	Date	gs	min	fg-fga	pct	3fg-fga	pct	ft-fta	pct	off	def	tot	avg	pf	a	t/o	blk	stl	pts	avg
UT MARTIN	11/11/16		25	9-13	.692	0-2	.000	1-1	1.000	2	4	6	6.0	4	2	3	1	1	19	19.0
UMASS	11/14/16		12	4-8	.500	1-3	.333	4-6	.667	0	2	2	4.0	5	0	1	0	0	13	16.0
vs Oral Roberts	11/18/16		22	5-15	.333	0-4	.000	3-7	.429	2	3	5	4.3	1	4	2	1	3	13	15.0
vs Saint Joseph's	11/20/16		19	1-6	.167	1-3	.333	0-0	.000	0	1	1	3.5	4	2	1	2	2	3	12.0
vs Creighton	11/21/16		18	2-7	.286	0-1	.000	3-3	1.000	2	2	4	3.6	1	1	1	2	2	7	11.0
MONTANA	11/24/16		24	6-9	.667	3-4	.750	3-4	.750	2	3	5	3.8	3	1	2	0	1	18	12.2
MIDDLE TENNESSEE	11/30/16		25	3-7	.429	0-4	.000	2-3	.667	0	6	6	4.1	3	1	3	1	2	8	11.6
MEMPHIS	12/03/16	*	21	1-4	.250	0-1	.000	7-7	1.000	0	3	3	4.0	2	0	4	0	0	9	11.3
at Virginia Tech	12/11/16	*	27	6-13	.462	3-6	.500	3-3	1.000	3	9	12	4.9	3	0	3	1	0	18	12.0
MURRAY STATE	12/15/16	*	32	6-14	.429	2-6	.333	2-5	.400	2	8	10	5.4	4	0	1	1	2	16	12.4
BRADLEY	12/19/16	*	21	8-13	.615	3-6	.500	0-0	.000	1	5	6	5.5	4	1	3	1	1	19	13.0
SOUTH ALABAMA	12/22/16	*	18	4-8	.500	1-3	.333	1-2	.500	2	4	6	5.5	2	2	3	1	1	10	12.8
KENTUCKY	12/29/16	*	20	3-13	.231	1-4	.250	0-0	.000	3	2	5	5.5	4	1	0	1	0	7	12.3
at Florida	1/3/17		22	2-5	.400	0-2	.000	1-2	.500	0	2	2	5.2	2	0	1	0	1	5	11.8
at Auburn	01/07/17	*	19	6-10	.600	3-6	.500	1-2	.500	0	2	2	5.0	4	2	3	0	3	16	12.1
GEORGIA	1/11/17	*	24	4-9	.444	0-2	.000	4-5	.800	0	5	5	5.0	4	1	3	0	2	12	12.1
at South Carolina	1/14/17	*	28	3-12	.250	0-2	.000	0-0	.000	1	5	6	5.1	4	0	6	1	2	6	11.7
TENNESSEE	01/17/17	*	34	8-15	.533	0-4	.000	4-7	.571	0	11	11	5.4	3	4	4	0	1	20	12.2
at Mizzou	1-21-17	*	39	7-16	.438	2-7	.286	2-4	.500	2	9	11	5.7	3	4	1	0	1	18	12.5
TEXAS A&M	1/25/17	*	27	7-11	.636	5-8	.625	0-0	.000	0	2	2	5.5	4	1	2	0	1	19	12.8
BAYLOR	1/28/17	*	17	3-6	.500	1-3	.333	2-2	1.000	1	2	3	5.4	5	2	0	2	1	9	12.6
MISSISSIPPI STATE	1/31/17	*	28	7-13	.538	1-6	.167	3-3	1.000	1	4	5	5.4	3	4	0	1	1	18	12.9
Totals		14	522	105-227	.463	27-87	.310	46-66	.697	24	94	118	5.4	72	33	47	16	28	283	12.9

Games played: 22
Minutes/game: 23.7
Points/game: 12.9
FG Pct: 46.3
3FG Pct: 31.0
FT Pct: 69.7

Rebounds/game: 5.4
Assists/game: 1.5
Turnovers/game: 2.1
Assist/turnover ratio: 0.7
Steals/game: 1.3
Blocks/game: 0.7

2016-17 Ole Miss Basketball
Ole Miss Individual Game-by-Game (as of Jan 31, 2017)
All games

#04 Tyree,Breein

				Total		3-Pointers		Free throws		Rebounds										
Opponent	Date	gs	min	fg-fga	pct	3fg-fga	pct	ft-fta	pct	off	def	tot	avg	pf	a	t/o	blk	stl	pts	avg
UMASS	11/14/16		5	0-0	.000	0-0	.000	0-0	.000	0	2	2	2.0	1	0	0	0	0	0	0.0
vs Saint Joseph's	11/20/16		3	0-1	.000	0-1	.000	0-0	.000	0	0	0	1.0	1	1	0	0	0	0	0.0
vs Creighton	11/21/16		4	0-2	.000	0-1	.000	0-0	.000	0	0	0	0.7	1	1	0	0	0	0	0.0
MONTANA	11/24/16		8	0-1	.000	0-1	.000	0-0	.000	0	0	0	0.5	1	3	1	0	0	0	0.0
MIDDLE TENNESSEE	11/30/16		16	4-6	.667	2-3	.667	1-2	.500	0	2	2	0.8	2	0	2	0	1	11	2.2
MEMPHIS	12/03/16	*	16	2-4	.500	2-2	1.000	0-0	.000	0	0	0	0.7	3	2	2	0	0	6	2.8
at Virginia Tech	12/11/16	*	17	0-4	.000	0-2	.000	0-0	.000	0	0	0	0.6	2	3	0	0	0	0	2.4
MURRAY STATE	12/15/16	*	12	1-2	.500	0-0	.000	0-0	.000	0	0	0	0.5	2	0	0	0	1	2	2.4
BRADLEY	12/19/16		13	0-2	.000	0-2	.000	2-2	1.000	0	1	1	0.6	2	3	5	0	0	2	2.3
SOUTH ALABAMA	12/22/16		14	0-0	.000	0-0	.000	0-0	.000	0	2	2	0.7	1	4	1	0	1	0	2.1
KENTUCKY	12/29/16		20	2-3	.667	0-1	.000	0-0	.000	0	4	4	1.0	3	3	1	0	0	4	2.3
at Florida	1/3/17		11	2-3	.667	1-2	.500	2-4	.500	0	0	0	0.9	0	0	2	0	1	7	2.7
at Auburn	01/07/17		5	1-4	.250	0-1	.000	0-0	.000	0	0	0	0.8	0	0	0	0	0	2	2.6
GEORGIA	1/11/17		16	3-8	.375	1-5	.200	2-6	.333	1	2	3	1.0	2	1	2	0	0	9	3.1
at South Carolina	1/14/17	*	23	2-9	.222	0-2	.000	3-4	.750	2	0	2	1.1	2	3	1	0	1	7	3.3
TENNESSEE	01/17/17	*	30	4-11	.364	0-1	.000	7-8	.875	0	1	1	1.1	3	6	3	0	1	15	4.1
at Mizzou	1-21-17	*	23	2-6	.333	2-2	1.000	0-0	.000	1	1	2	1.1	1	1	1	0	0	6	4.2
TEXAS A&M	1/25/17	*	18	1-4	.250	1-3	.333	0-0	.000	0	2	2	1.2	2	3	1	0	0	3	4.1
BAYLOR	1/28/17	*	29	6-9	.667	2-3	.667	6-6	1.000	1	3	4	1.3	1	2	1	0	1	20	4.9
MISSISSIPPI STATE	1/31/17	*	24	3-9	.333	0-3	.000	1-3	.333	1	2	3	1.4	1	4	1	0	1	7	5.1
Totals		9	307	33-88	.375	11-35	.314	24-35	.686	6	22	28	1.4	31	40	24	0	8	101	5.1

Games played: 20
Minutes/game: 15.4
Points/game: 5.1
FG Pct: 37.5
3FG Pct: 31.4
FT Pct: 68.6

Rebounds/game: 1.4
Assists/game: 2.0
Turnovers/game: 1.2
Assist/turnover ratio: 1.7
Steals/game: 0.4

2016-17 Ole Miss Basketball
Ole Miss Individual Game-by-Game (as of Jan 31, 2017)
All games

#05 Hymon,Marcanvis

				Total		3-Pointers		Free throws		Rebounds										
Opponent	Date	gs	min	fg-fga	pct	3fg-fga	pct	ft-fta	pct	off	def	tot	avg	pf	a	t/o	blk	stl	pts	avg
UT MARTIN	11/11/16		29	3-4	.750	0-0	.000	0-5	.000	3	5	8	8.0	4	1	4	4	0	6	6.0
UMASS	11/14/16		9	1-1	1.000	0-0	.000	0-0	.000	1	1	2	5.0	4	0	2	0	0	2	4.0
vs Oral Roberts	11/18/16		33	3-5	.600	0-0	.000	2-4	.500	6	5	11	7.0	3	1	3	2	4	8	5.3
vs Saint Joseph's	11/20/16	*	20	1-1	1.000	0-0	.000	0-1	.000	0	2	2	5.8	3	0	0	1	1	2	4.5
vs Creighton	11/21/16	*	12	2-3	.667	0-0	.000	1-3	.333	0	0	0	4.6	2	0	1	0	1	5	4.6
MONTANA	11/24/16		22	2-4	.500	0-0	.000	1-3	.333	1	3	4	4.5	1	0	2	0	1	5	4.7
MIDDLE TENNESSEE	11/30/16		19	1-1	1.000	0-0	.000	1-2	.500	2	4	6	4.7	1	2	0	2	0	3	4.4
MEMPHIS	12/03/16	*	22	2-2	1.000	0-0	.000	2-2	1.000	1	3	4	4.6	5	2	1	4	0	6	4.6
at Virginia Tech	12/11/16	*	22	1-3	.333	0-0	.000	0-0	.000	2	3	5	4.7	4	1	1	1	0	2	4.3
MURRAY STATE	12/15/16	*	17	0-2	.000	0-0	.000	2-6	.333	1	1	2	4.4	3	0	0	1	0	2	4.1
BRADLEY	12/19/16	*	24	1-3	.333	0-0	.000	0-0	.000	2	3	5	4.5	1	1	1	3	2	2	3.9
SOUTH ALABAMA	12/22/16	*	23	1-2	.500	0-0	.000	4-4	1.000	1	1	2	4.3	0	0	0	2	0	6	4.1
KENTUCKY	12/29/16	*	12	0-1	.000	0-0	.000	0-0	.000	1	3	4	4.2	4	0	1	2	0	0	3.8
at Florida	1/3/17	*	19	2-2	1.000	0-0	.000	0-0	.000	1	4	5	4.3	5	1	4	1	1	4	3.8
at Auburn	01/07/17	*	17	2-3	.667	0-0	.000	0-0	.000	0	3	3	4.2	4	0	1	0	0	4	3.8
GEORGIA	1/11/17	*	23	0-2	.000	0-0	.000	2-5	.400	1	4	5	4.3	3	0	1	0	1	2	3.7
at South Carolina	1/14/17	*	17	0-4	.000	0-0	.000	0-0	.000	2	0	2	4.1	4	0	2	0	1	0	3.5
TENNESSEE	01/17/17		26	2-2	1.000	0-0	.000	0-6	.000	3	5	8	4.3	4	1	0	3	0	4	3.5
at Mizzou	1-21-17	*	23	1-2	.500	0-0	.000	1-2	.500	0	6	6	4.4	3	0	1	0	1	3	3.5
TEXAS A&M	1/25/17		19	2-3	.667	0-0	.000	0-0	.000	1	2	3	4.4	2	0	2	0	1	4	3.5
BAYLOR	1/28/17	*	31	0-2	.000	0-0	.000	0-0	.000	0	2	2	4.2	4	1	1	2	2	0	3.3
MISSISSIPPI STATE	1/31/17	*	24	2-5	.400	0-0	.000	2-2	1.000	3	2	5	4.3	2	0	0	1	1	6	3.5
Totals		15	463	29-57	.509	0-0	.000	18-45	.400	32	62	94	4.3	66	11	28	29	17	76	3.5

Games played: 22
Minutes/game: 21.0
Points/game: 3.5
FG Pct: 50.9
FT Pct: 40.0

Rebounds/game: 4.3
Assists/game: 0.5
Turnovers/game: 1.3
Assist/turnover ratio: 0.4
Steals/game: 0.8
Blocks/game: 1.3

2016-17 Ole Miss Basketball
Ole Miss Individual Game-by-Game (as of Jan 31, 2017)
All games

#11 Saiz,Sebastian

				Total		3-Pointers		Free throws		Rebounds										
Opponent	Date	gs	min	fg-fga	pct	3fg-fga	pct	ft-fta	pct	off	def	tot	avg	pf	a	t/o	blk	stl	pts	avg
UT MARTIN	11/11/16	*	17	2-3	.667	1-1	1.000	0-0	.000	1	2	3	3.0	5	0	2	0	1	5	5.0
UMASS	11/14/16	*	37	4-9	.444	0-1	.000	14-18	.778	8	11	19	11.0	3	1	2	2	1	22	13.5
vs Oral Roberts	11/18/16	*	39	5-9	.556	0-1	.000	1-2	.500	2	4	6	9.3	4	0	2	0	0	11	12.7
vs Saint Joseph's	11/20/16	*	33	9-13	.692	2-2	1.000	6-8	.750	3	9	12	10.0	4	0	4	0	1	26	16.0
vs Creighton	11/21/16	*	35	1-4	.250	0-0	.000	2-2	1.000	4	10	14	10.8	3	3	1	2	1	4	13.6
MONTANA	11/24/16	*	33	6-10	.600	1-3	.333	4-7	.571	2	11	13	11.2	2	0	1	1	1	17	14.2
MIDDLE TENNESSEE	11/30/16	*	34	3-5	.600	1-2	.500	1-4	.250	2	7	9	10.9	2	1	1	1	0	8	13.3
MEMPHIS	12/03/16	*	38	7-15	.467	0-2	.000	6-8	.750	5	11	16	11.5	4	0	1	3	2	20	14.1
at Virginia Tech	12/11/16	*	38	9-13	.692	0-0	.000	3-4	.750	3	6	9	11.2	3	0	1	2	0	21	14.9
MURRAY STATE	12/15/16	*	34	4-12	.333	0-2	.000	7-9	.778	4	11	15	11.6	3	2	1	0	1	15	14.9
BRADLEY	12/19/16	*	26	4-8	.500	0-1	.000	2-2	1.000	1	12	13	11.7	1	0	1	6	4	10	14.5
SOUTH ALABAMA	12/22/16	*	26	8-14	.571	1-3	.333	6-8	.750	3	13	16	12.1	4	2	4	1	1	23	15.2
KENTUCKY	12/29/16	*	36	7-17	.412	3-7	.429	6-6	1.000	3	10	13	12.2	4	2	6	0	0	23	15.8
at Florida	1/3/17	*	39	7-12	.583	1-3	.333	0-0	.000	2	11	13	12.2	2	1	1	2	1	15	15.7
at Auburn	01/07/17	*	38	3-6	.500	1-2	.500	7-7	1.000	4	6	10	12.1	5	1	3	0	0	14	15.6
GEORGIA	1/11/17	*	34	3-9	.333	0-1	.000	5-8	.625	1	2	3	11.5	4	0	2	1	1	11	15.3
at South Carolina	1/14/17	*	34	3-10	.300	0-3	.000	5-9	.556	4	11	15	11.7	4	0	2	2	2	11	15.1
TENNESSEE	01/17/17	*	33	6-11	.545	0-3	.000	5-8	.625	1	9	10	11.6	5	0	4	1	0	17	15.2
at Mizzou	1-21-17	*	36	6-12	.500	1-3	.333	6-7	.857	2	8	10	11.5	4	2	4	0	1	19	15.4
TEXAS A&M	1/25/17	*	39	7-13	.538	0-1	.000	5-8	.625	2	5	7	11.3	2	1	2	1	1	19	15.6
BAYLOR	1/28/17	*	32	7-17	.412	1-3	.333	5-5	1.000	4	6	10	11.2	4	2	1	0	1	20	15.8
MISSISSIPPI STATE	1/31/17	*	29	7-15	.467	1-4	.250	2-2	1.000	4	7	11	11.2	3	0	2	1	2	17	15.8
Totals		22	740	118-237	.498	14-48	.292	98-132	.742	65	182	247	11.2	75	18	48	26	22	348	15.8

Games played: 22
Minutes/game: 33.6
Points/game: 15.8
FG Pct: 49.8
3FG Pct: 29.2
FT Pct: 74.2

Rebounds/game: 11.2
Assists/game: 0.8
Turnovers/game: 2.2
Assist/turnover ratio: 0.4
Steals/game: 1.0
Blocks/game: 1.2

2016-17 Ole Miss Basketball
Ole Miss Individual Game-by-Game (as of Jan 31, 2017)
All games

#12 Silins,Karlis

				Total		3-Pointers		Free throws		Rebounds										
Opponent	Date	gs	min	fg-fga	pct	3fg-fga	pct	ft-fta	pct	off	def	tot	avg	pf	a	t/o	blk	stl	pts	avg
UT MARTIN	11/11/16		3	0-0	.000	0-0	.000	2-2	1.000	0	0	0	0.0	1	0	0	0	0	2	2.0
UMASS	11/14/16		8	0-0	.000	0-0	.000	0-2	.000	1	0	1	0.5	1	0	0	0	0	0	1.0
vs Oral Roberts	11/18/16		6	0-0	.000	0-0	.000	0-0	.000	1	1	2	1.0	1	0	0	0	0	0	0.7
vs Saint Joseph's	11/20/16		2	0-0	.000	0-0	.000	0-0	.000	0	0	0	0.8	0	0	0	0	0	0	0.5
vs Creighton	11/21/16		5	0-1	.000	0-0	.000	0-0	.000	1	1	2	1.0	1	0	0	0	1	0	0.4
MONTANA	11/24/16		7	1-2	.500	0-0	.000	0-0	.000	0	0	0	0.8	3	0	1	1	0	2	0.7
MIDDLE TENNESSEE	11/30/16		4	0-0	.000	0-0	.000	0-0	.000	0	0	0	0.7	0	0	0	0	0	0	0.6
MEMPHIS	12/03/16		4	0-0	.000	0-0	.000	0-0	.000	0	0	0	0.6	1	0	1	0	0	0	0.5
Totals		0	39	1-3	.333	0-0	.000	2-4	.500	3	2	5	0.6	8	0	2	1	1	4	0.5

Games played: 8
Minutes/game: 4.9
Points/game: 0.5
FG Pct: 33.3
FT Pct: 50.0

Rebounds/game: 0.6
Turnovers/game: 0.3
Steals/game: 0.1
Blocks/game: 0.1

#14 Brooks,Rasheed

				Total		3-Pointers		Free throws		Rebounds										
Opponent	Date	gs	min	fg-fga	pct	3fg-fga	pct	ft-fta	pct	off	def	tot	avg	pf	a	t/o	blk	stl	pts	avg
UT MARTIN	11/11/16	*	30	4-9	.444	2-4	.500	2-2	1.000	0	2	2	2.0	0	3	6	1	2	12	12.0
UMASS	11/14/16	*	30	5-10	.500	0-3	.000	1-2	.500	2	5	7	4.5	3	1	4	0	0	11	11.5
vs Oral Roberts	11/18/16	*	26	4-13	.308	1-6	.167	2-2	1.000	0	1	1	3.3	1	4	2	0	2	11	11.3
vs Saint Joseph's	11/20/16	*	21	4-9	.444	3-5	.600	0-0	.000	2	3	5	3.8	4	3	3	0	0	11	11.3
vs Creighton	11/21/16	*	35	9-14	.643	4-9	.444	0-0	.000	0	2	2	3.4	2	1	0	0	2	22	13.4
MONTANA	11/24/16	*	19	0-6	.000	0-2	.000	0-0	.000	0	0	0	2.8	0	4	0	1	0	0	11.2
MIDDLE TENNESSEE	11/30/16	*	11	1-2	.500	1-1	1.000	0-0	.000	1	0	1	2.6	0	1	2	0	0	3	10.0
MEMPHIS	12/03/16		23	3-8	.375	2-4	.500	0-0	.000	2	2	4	2.8	1	3	1	0	1	8	9.8
at Virginia Tech	12/11/16		25	3-10	.300	3-7	.429	0-0	.000	0	4	4	2.9	2	2	1	0	0	9	9.7
MURRAY STATE	12/15/16		18	1-5	.200	0-3	.000	0-0	.000	0	4	4	3.0	1	1	1	0	0	2	8.9
BRADLEY	12/19/16		21	3-7	.429	3-7	.429	0-0	.000	0	5	5	3.2	1	1	3	1	2	9	8.9
SOUTH ALABAMA	12/22/16		24	2-6	.333	0-2	.000	2-2	1.000	1	6	7	3.5	0	3	0	1	3	6	8.7
KENTUCKY	12/29/16		27	4-16	.250	2-6	.333	5-5	1.000	2	1	3	3.5	0	0	0	0	3	15	9.2
at Florida	1/3/17		23	1-2	.500	1-2	.500	0-0	.000	0	0	0	3.2	1	0	3	0	1	3	8.7
at Auburn	01/07/17		25	4-6	.667	2-3	.667	0-0	.000	0	1	1	3.1	4	1	0	0	0	10	8.8
GEORGIA	1/11/17		23	1-6	.167	0-3	.000	0-0	.000	1	1	2	3.0	0	1	1	0	0	2	8.4
at South Carolina	1/14/17		30	3-8	.375	2-6	.333	0-0	.000	0	0	0	2.8	4	2	2	0	1	8	8.4
TENNESSEE	01/17/17	*	15	0-3	.000	0-2	.000	0-0	.000	2	1	3	2.8	2	1	2	0	0	0	7.9
BAYLOR	1/28/17		14	1-3	.333	0-2	.000	0-0	.000	0	0	0	2.7	0	3	1	0	0	2	7.6
MISSISSIPPI STATE	1/31/17		23	4-7	.571	3-5	.600	4-4	1.000	0	2	2	2.7	1	0	0	0	0	15	8.0
Totals		8	463	57-150	.380	29-82	.354	16-17	.941	13	40	53	2.7	27	35	32	4	17	159	8.0

Games played: 20
Minutes/game: 23.2
Points/game: 8.0
FG Pct: 38.0
3FG Pct: 35.4
FT Pct: 94.1

Rebounds/game: 2.7
Assists/game: 1.8
Turnovers/game: 1.6
Assist/turnover ratio: 1.1
Steals/game: 0.9
Blocks/game: 0.2

2016-17 Ole Miss Basketball
Ole Miss Individual Game-by-Game (as of Jan 31, 2017)
All games

#24 Below,Lane

				Total		3-Pointers		Free throws		Rebounds										
Opponent	Date	gs	min	fg-fga	pct	3fg-fga	pct	ft-fta	pct	off	def	tot	avg	pf	a	t/o	blk	stl	pts	avg
SOUTH ALABAMA	12/22/16		3	1-2	.500	0-0	.000	0-0	.000	0	0	0	0.0	1	0	0	0	0	2	2.0
GEORGIA	1/11/17		2	0-0	.000	0-0	.000	0-0	.000	0	0	0	0.0	0	0	0	0	0	0	1.0
MISSISSIPPI STATE	1/31/17		1	0-0	.000	0-0	.000	0-0	.000	0	0	0	0.0	0	0	0	0	0	0	0.7
Totals		0	6	1-2	.500	0-0	.000	0-0	.000	0	0	0	0.0	1	0	0	0	0	2	0.7

Games played: 3
Minutes/game: 2.0
Points/game: 0.7
FG Pct: 50.0

#32 Morris,Nate

				Total		3-Pointers		Free throws		Rebounds										
Opponent	Date	gs	min	fg-fga	pct	3fg-fga	pct	ft-fta	pct	off	def	tot	avg	pf	a	t/o	blk	stl	pts	avg
at Virginia Tech	12/11/16		2	0-0	.000	0-0	.000	0-0	.000	0	0	0	0.0	0	0	1	0	0	0	0.0
MURRAY STATE	12/15/16		5	0-1	.000	0-0	.000	0-0	.000	0	1	1	0.5	3	0	1	1	0	0	0.0
BRADLEY	12/19/16		8	0-2	.000	0-0	.000	0-0	.000	1	1	2	1.0	0	0	0	1	0	0	0.0
SOUTH ALABAMA	12/22/16		10	0-2	.000	0-0	.000	0-0	.000	0	2	2	1.3	4	0	1	0	0	0	0.0
KENTUCKY	12/29/16		4	0-0	.000	0-0	.000	0-0	.000	0	0	0	1.0	0	0	0	0	0	0	0.0
at Florida	1/3/17		1	0-0	.000	0-0	.000	0-0	.000	0	0	0	0.8	0	0	0	0	0	0	0.0
GEORGIA	1/11/17		6	0-0	.000	0-0	.000	0-0	.000	1	1	2	1.0	1	0	0	1	0	0	0.0
Totals		0	36	0-5	.000	0-0	.000	0-0	.000	2	5	7	1.0	8	0	3	3	0	0	0.0

Games played: 7
Minutes/game: 5.1
FG Pct: 0.0

Rebounds/game: 1.0
Turnovers/game: 0.4
Blocks/game: 0.4

2016-17 Ole Miss Basketball
Ole Miss Individual Game-by-Game (as of Jan 31, 2017)
All games

#50 Furmanavicius,Justas

				Total		3-Pointers		Free throws		Rebounds										
Opponent	Date	gs	min	fg-fga	pct	3fg-fga	pct	ft-fta	pct	off	def	tot	avg	pf	a	t/o	blk	stl	pts	avg
UT MARTIN	11/11/16	*	31	2-8	.250	0-1	.000	3-9	.333	7	6	13	13.0	2	3	1	2	4	7	7.0
UMASS	11/14/16	*	27	1-5	.200	0-0	.000	1-2	.500	2	3	5	9.0	3	0	1	2	0	3	5.0
vs Oral Roberts	11/18/16	*	12	0-1	.000	0-0	.000	1-2	.500	2	0	2	6.7	3	0	1	0	0	1	3.7
vs Saint Joseph's	11/20/16		25	3-5	.600	0-1	.000	0-0	.000	5	5	10	7.5	3	2	1	1	0	6	4.3
vs Creighton	11/21/16		28	3-4	.750	0-1	.000	1-3	.333	3	3	6	7.2	1	1	0	1	1	7	4.8
MONTANA	11/24/16	*	17	1-3	.333	0-1	.000	0-1	.000	3	5	8	7.3	1	0	1	4	0	2	4.3
MIDDLE TENNESSEE	11/30/16	*	23	0-3	.000	0-0	.000	1-2	.500	3	1	4	6.9	3	0	0	3	0	1	3.9
MEMPHIS	12/03/16		16	1-3	.333	0-0	.000	3-6	.500	1	1	2	6.3	3	2	0	0	0	5	4.0
at Virginia Tech	12/11/16		18	3-5	.600	0-1	.000	0-0	.000	2	1	3	5.9	3	0	2	0	0	6	4.2
MURRAY STATE	12/15/16		23	3-6	.500	1-2	.500	2-2	1.000	4	1	5	5.8	5	2	2	2	0	9	4.7
BRADLEY	12/19/16		22	2-2	1.000	0-0	.000	0-1	.000	1	1	2	5.5	2	2	1	1	1	4	4.6
SOUTH ALABAMA	12/22/16		21	6-7	.857	1-1	1.000	0-1	.000	3	2	5	5.4	4	1	0	3	0	13	5.3
KENTUCKY	12/29/16		28	4-5	.800	0-0	.000	0-0	.000	3	3	6	5.5	3	0	0	3	0	8	5.5
at Florida	1/3/17	*	27	2-4	.500	0-1	.000	3-3	1.000	2	3	5	5.4	5	1	1	0	3	7	5.6
at Auburn	01/07/17	*	36	3-7	.429	1-3	.333	4-5	.800	1	4	5	5.4	4	2	2	1	1	11	6.0
GEORGIA	1/11/17	*	30	2-5	.400	1-1	1.000	1-5	.200	0	3	3	5.3	3	1	0	1	0	6	6.0
at South Carolina	1/14/17	*	30	2-5	.400	0-1	.000	4-5	.800	1	4	5	5.2	4	2	3	0	2	8	6.1
TENNESSEE	01/17/17	*	33	4-6	.667	0-0	.000	7-7	1.000	2	7	9	5.4	3	0	3	2	0	15	6.6
at Mizzou	1-21-17	*	25	2-4	.500	0-2	.000	3-3	1.000	1	1	2	5.3	2	1	1	2	0	7	6.6
TEXAS A&M	1/25/17	*	32	2-5	.400	1-2	.500	2-2	1.000	2	1	3	5.2	3	1	3	1	1	7	6.7
BAYLOR	1/28/17		23	3-4	.750	0-0	.000	1-2	.500	1	3	4	5.1	1	0	0	1	1	7	6.7
MISSISSIPPI STATE	1/31/17		27	2-4	.500	0-1	.000	2-2	1.000	4	6	10	5.3	3	1	1	0	2	6	6.6
Totals		12	554	51-101	.505	5-19	.263	39-63	.619	53	64	117	5.3	64	22	24	30	16	146	6.6

Games played: 22
Minutes/game: 25.2
Points/game: 6.6
FG Pct: 50.5
3FG Pct: 26.3
FT Pct: 61.9

Rebounds/game: 5.3
Assists/game: 1.0
Turnovers/game: 1.1
Assist/turnover ratio: 0.9
Steals/game: 0.7
Blocks/game: 1.4

RADIO/TV ROSTER

DONTE FITZPATRICK-DORSEY
6-4• 191 • G • So.
Memphis, Tenn.

DEANDRE BURNETT
6-2 • 192 • G • Jr.
Miami Gardens, Fla.

CULLEN NEAL
6-4 • 191 • G • Jr.
Alburquerque, N.M.

TERENCE DAVIS
6-4 • 201 • G • So.
Southaven, Miss.

BREEIN TYREE
6-2 • 192 • G • Fr.
Somerset, N.J.



MARCANVIS HYMON
6-7 • 220 • F • Jr.
Memphis, Tenn.

SEBASTIAN SAIZ
6-9 • 240 • F • Sr.
Madrid, Spain

KARLIS SILINS
6-11 • 245 • F • Fr.
Riga, Latvia

RASHEED BROOKS
6-5 • 203 • G • Sr.
Kalamazoo, Mich.



LANE BELOW
6-1 • 190 • G• Jr.
Advance, Mo.

JAKE CODDINGTON
6-6 • 212 • F • Sr.
Edwardsville, Ill.

DOMINIK OLEJNICZAK
7-0 • 255 • C • Fr.
Torun, Poland

JUSTAS FURMANAVICIUS
6-7 • 210 • F • Jr.
Kaunas, Lithuania

BILL ARMSTRONG
11th year at Ole Miss

TONY MADLOCK
Third year at Ole Miss



TODD ABERNETHY
Third year at Ole Miss

ANDY KENNEDY
11th year at Ole Miss