



# TEXAS A&M MEN'S BASKETBALL

## GAME #25 • TEXAS A&M AT VANDERBILT

### FEB. 15, 2014 • MEMORIAL GYMNASIUM (NASHVILLE)

Texas A&M Media Relations • [www.AggieAthletics.com](http://www.AggieAthletics.com)

Men's Basketball Contact: Adam Quisenberry / E-Mail: [aquisenberry@athletics.tamu.edu](mailto:aquisenberry@athletics.tamu.edu) / O: (979) 862-5453 / C: (713) 582-5135

## Media Coverage

**TELEVISION**.....SEC TV  
Dave Baker .....Play-by-Play  
Daymeon Fishback .....Commentary

**RADIO**.....Texas A&M Sports Network  
Dave South .....Play-by-Play  
Mike Caruso .....Commentary  
Local .....WTAW-AM 1620  
Satellite (Vandy Broadcast).....Sirius (Ch. 93) / XM (Ch. 199)

**LIVE AUDIO/STATS**.....[AggieAthletics.com](http://AggieAthletics.com)

## 2013-14 Schedule

|         |                                      |   |            |
|---------|--------------------------------------|---|------------|
| O 30    | UTPB (EHX)                           | W | 80-70      |
| N 8     | BUFFALO                              | W | 82-58      |
| N 11    | MISSISSIPPI VALLEY STATE (FSN)       | W | 91-67      |
| N 15    | RICE (FSN)                           | W | 68-65      |
| N 19    | PRAIRIE VIEW A&M (FSN)               | W | 75-65      |
| N 24    | + SAM HOUSTON STATE (FSN)            | W | 79-62      |
| N 26    | + ARKANSAS PINE BLUFF (FSN)          | W | 88-55      |
| N 29    | + vs. Missouri State (CBS Sport NIK) | L | 67-73      |
| N 30    | + vs. SMU (CBS Sport NIK)            | L | 52-55      |
| D 4     | HOUSTON (FSN)                        | W | 74-57      |
| D 14    | MCNEESE STATE (FSN)                  | W | 73-60      |
| D 21    | vs. Oklahoma (ESPN2)                 | L | 52-64      |
| D 31    | NORTH TEXAS (FSN)                    | L | 41-61      |
| J 4     | UTPA (FSN)                           | W | 63-46      |
| J 8     | * ARKANSAS (FSN)                     | W | 69-53      |
| J 11    | * at Tennessee (FSN)                 | W | 57-56      |
| J 15    | * SOUTH CAROLINA (SEC TV)            | W | 75-67      |
| J 18    | * at Mississippi State (SEC TV)      | L | 72-81 (OT) |
| J 21    | * at Kentucky (ESPN)                 | L | 51-68      |
| J 25    | * VANDERBILT (ESPN2)                 | L | 55-66      |
| J 29    | * at South Carolina (ESPN3)          | L | 52-80      |
| F 1     | * at Florida (SEC TV)                | L | 36-69      |
| F 5     | * MISSISSIPPI STATE (CSS)            | W | 72-52      |
| F 8     | * at Georgia (CSS)                   | L | 50-62      |
| F 12    | * LSU (CSS)                          | W | 83-73      |
| F 15    | * at Vanderbilt (SEC TV)             |   | 12:30 PM   |
| F 20    | * ALABAMA (ESPN2)                    |   | 6:00 PM    |
| F 22    | * TENNESSEE (ESPN2)                  |   | 2:00 PM    |
| F 26    | * at LSU (SEC TV)                    |   | 7:00 PM    |
| M 1     | * OLE MISS (FSN)                     |   | 6:00 PM    |
| M 5     | * at Missouri (ESPN3)                |   | 7:00 PM    |
| M 8     | * AUBURN (SEC TV)                    |   | 3:00 PM    |
| M 12-16 | SEC Tournament (Atlanta, Ga.)        |   |            |
| M 18-19 | NCAA First Round (Dayton, Ohio)      |   |            |
| M 20-23 | NCAA Second/Third Rounds             |   |            |
| M 27-30 | NCAA Regionals                       |   |            |
| A 5-7   | NCAA Final Four (Arlington, Texas)   |   |            |

\* SEC Game

+ Corpus Christi Classic - Reed Arena / American Bank Center (Corpus Christi)  
All Times Central



Record .....14-10, 5-6 SEC  
 Ranking .....NR  
 Streak .....Won 1  
 Last 5 / Last 10 .....2-3 / 4-6  
 On the Road .....1-5  
 Last Game .....Feb. 12 - at A&M 83, LSU 72

Head Coach .....Billy Kennedy (SE Louisiana '86)  
 Record .....257-222 (16<sup>th</sup> year)  
 at Texas A&M .....46-43 (3<sup>rd</sup> year)  
 vs. Vanderbilt .....1-3



Record .....13-10, 5-6 SEC  
 Ranking .....NR  
 Streak .....Lost 2  
 Last 5 / Last 10 .....3-2 / 5-5  
 At Home .....9-4  
 Last Game .....Feb. 13 - at South Carolina 65, Vandy 59

Head Coach .....Kevin Stallings (Purdue '82)  
 Record .....413-249 (21<sup>st</sup> year)  
 at Vanderbilt .....290-186 (15<sup>th</sup> year)  
 vs. Texas A&M .....2-0

## A&M PROBABLE STARTERS (based on previous game)

### 21 Alex Caruso

College Station, Texas  
(A&M Consolidated HS)

| points | rebounds | assists | minutes |
|--------|----------|---------|---------|
| 8.0    | 3.3      | 4.6     | 28.3    |

G • 6-5 • 183 • So-11 • 24 gp / 24 gs

**Quick Notes:** Dished out 11 assists against Arkansas (1/8), becoming the first Aggie to reach double-digit assists in a game since Acie Law IV in '07 ... Enters the weekend leading the SEC in assists (110) & assists per game (4.6) ... Scored a personal-best 15 points against Prairie View A&M (11/19) and has reached double-digits 10 games this season.

### 2 Shawn Smith

Jacksonville, Fla.  
(Faith Baptist Christian School)

| points | rebounds | assists | minutes |
|--------|----------|---------|---------|
| 6.0    | 3.2      | 1.3     | 21.8    |

G • 6-4 • 192 • Fr-RS • 23 gp / 14 gs

**Quick Notes:** Made his Aggie debut against Buffalo, scoring 13 points with three rebounds ... Scored 12 points with a career-high eight rebounds against Prairie View A&M (11/19) ... Tallied a personal-best 14 points during the win over South Carolina (1/15) ... Has started each of the previous seven contests, averaging 7.9 points.

### 23 Jamal Jones

Wynne, Ark.  
(Searcy HS / Lee College)

| points | rebounds | assists | minutes |
|--------|----------|---------|---------|
| 12.3   | 3.9      | 1.2     | 25.8    |

F • 6-8 • 197 • Jr-TR • 24 gp / 15 gs

**Quick Notes:** Exploded for 20 second-half points during a 23-point performance in a win at Tennessee (1/11) ... Fell just one 3-pointer shy of the A&M single game record, making seven in a 21-point performance against Houston (12/4) ... Averaging 15.5 points per game in SEC play and has five games of 20 or more points this season.

### 24 Antwan Space

DeSoto, Texas  
(DeSoto HS / Florida State)

| points | rebounds | assists | minutes |
|--------|----------|---------|---------|
| 5.6    | 4.2      | 0.6     | 20.4    |

F • 6-8 • 224 • So-RS • 24 gp / 12 gs

**Quick Notes:** Athletic big-man who is expected to stretch defenses ... Approached a double-double in the season-opener vs Buffalo, finishing with 11 points and eight boards ... Led the Aggies in both points (12) and rebounds (9) during the win over Sam Houston State (11/24) ... Hit game-winning 3-pointer with 4.4 seconds remaining in a win at Tennessee (1/11).

### 14 Kourtney Roberson

Arcadia, La.  
(Arcadia HS)

| points | rebounds | assists | minutes |
|--------|----------|---------|---------|
| 9.8    | 7.0      | 0.7     | 24.0    |

F • 6-9 • 244 • Jr-2L • 24 gp / 24 gs

**Quick Notes:** Veteran Aggie post player who enters his fourth year in Aggieland ... Has tallied four double-doubles this season (six career), including a career-best 24 points on Nov. 11 vs. Mississippi Valley State ... Leads A&M and ranks among the SEC leaders with 169 rebounds this season ... Became the 24<sup>th</sup> member of A&M's 500-Rebound club during the win over Arkansas (1/8).

## VANDERBILT PROBABLE STARTERS (based on previous game)

| No. | Name           | Pos. | Ht.  | Wt. | Cl. | PPG  | RPG | APG | GP / Min  |
|-----|----------------|------|------|-----|-----|------|-----|-----|-----------|
| 11  | Kyle Fuller    | G    | 6-1  | 188 | Sr. | 12.1 | 3.7 | 4.8 | 23 / 32.4 |
| 24  | Dai-Jon Parker | G    | 6-3  | 190 | Jr. | 7.0  | 4.3 | 3.4 | 23 / 33.5 |
| 00  | Rod Odom       | F    | 6-9  | 212 | Sr. | 15.0 | 5.7 | 1.2 | 23 / 36.0 |
| 35  | James Siakam   | F    | 6-7  | 215 | Jr. | 7.5  | 5.0 | 1.2 | 23 / 24.3 |
| 30  | Damian Jones   | C    | 6-10 | 235 | Fr. | 11.2 | 5.5 | 0.3 | 23 / 25.0 |

## Head Coach Billy Kennedy



Billy Kennedy is in his third season as the head coach of the Aggie basketball program. His teams have won six conference titles and made four trips to the postseason.

### The Kennedy File

**BORN**.....February 2, 1964  
**HOMETOWN**.....Metairie, Louisiana  
**WIFE**.....the former Mary Ethredge  
**CHILDREN**.....Will, Lexie, Brooks, Anna Cate  
**HIGH SCHOOL**.....Holy Cross High School, 1982  
**COLLEGE**.....Southeastern Louisiana University  
 (B.A. in Social Studies Education, 1986)

### Head Coaching Record

|  |         |                        |
|--|---------|------------------------|
| <b>CENTENARY (2 years)</b>                 | 24-34   |                        |
| 1997-98                                    | 10-20   |                        |
| 1998-99                                    | 14-14   |                        |
| <b>SOUTHEASTERN LOUISIANA (6 years)</b>    | 80-92   |                        |
| 1999-00                                    | 10-17   |                        |
| 2000-01                                    | 8-21    |                        |
| 2001-02                                    | 7-20    |                        |
| 2002-03                                    | 11-16   |                        |
| 2003-04                                    | 20-9    | SLC Champs             |
| 2004-05                                    | 24-9    | SLC Champs/NCAA 1st Rd |
| <b>MURRAY STATE (5 years)</b>              | 107-53  |                        |
| 2006-07                                    | 16-14   |                        |
| 2007-08                                    | 18-13   |                        |
| 2008-09                                    | 19-12   |                        |
| 2009-10                                    | 31-5    | OVC Champs/NCAA 2nd Rd |
| 2010-11                                    | 23-9    | OVC Champs/NIT         |
| <b>TEXAS A&amp;M (3<sup>rd</sup> year)</b> | 46-42   |                        |
| 2011-12                                    | 14-18   |                        |
| 2012-13                                    | 18-15   |                        |
| 2013-14                                    | 14-10   |                        |
| <b>TOTAL (16<sup>th</sup> year)</b>        | 257-222 |                        |

### Kennedy Notables

- 2010 & 2011 Ohio Valley Conference Coach of the Year
- Led team to 54 wins, two league titles and two trips to postseason in final seasons at Murray State
- His teams have averaged 20 wins over the last eight seasons, earned four league titles and made three trips to the postseason (2 NCAA, 1 NIT)
- His 13th-seeded Racers knocked off No. 4-seed Vanderbilt in the 2010 NCAA Tournament, and came within two points of taking down eventual national finalist Butler
- Named NABC District 19 Coach of the Year and a finalist for the Skip Prosser and Hugh Durham awards following the season
- 10-time Coach of the Year honoree
- Was an assistant on the 1990-91 Texas A&M team under Kermit Davis
- FCA's John Lotz "Barnabas" Award winner at the 2011 NCAA Final Four

## TEXAS A&M BENCH

### 4 Tavario Miller

Long Island, Bahamas  
(Wheatley HS (Houston))

F • 6-7 • 224 • Fr-HS • 22 gp / 0 gs

**Quick Notes:** High-energy player and solid rebounder with shot-blocking ability ... Set season highs in points (9), rebounds (7) and minutes played (20) vs. LSU (2/12) ... Notched a six points and four rebounds in the win over Arkansas-Pine Bluff (11/26) ... Hails from Long Island, Bahamas, but attended Wheatley High School in Houston.

|        |          |
|--------|----------|
| points | rebounds |
| 2.1    | 2.4      |
| blocks | minutes  |
| 0.4    | 9.6      |

### 5 Jordan Green

Flower Mound, Texas  
(Flower Mound HS)

G • 6-5 • 188 • Jr-2L • 24 gp / 22 gs

**Quick Notes:** Third-year Aggie who has progressed during his time in the program ... Exploded for a career-best 15 points on 6-of-7 shooting during the season-opening win over Buffalo ... Notched the game-winning 3-pointer with under seven seconds to play vs Rice (11/15) ... Has stepped into a leadership role as an upperclassman.

|         |          |
|---------|----------|
| points  | rebounds |
| 6.8     | 2.3      |
| assists | minutes  |
| 1.5     | 23.7     |

### 10 Blake McDonald

Spring, Texas  
(Klein HS)

G • 5-11 • 175 • Sr-3L • 13 gp / 0 gs

**Quick Notes:** The lone four-year senior on the squad, who earned a spot on the team during a walk-on tryout prior to the 2010-11 season ... Hard worker and a solid ball-handler, McDonald saw action in 10 games last year and has surpassed that number this season.

|         |          |
|---------|----------|
| points  | rebounds |
| 0.2     | 0.2      |
| assists | minutes  |
| 0.6     | 5.4      |

### 12 Fabyon Harris

Chicago, Ill.  
(Hyde Park Academy/So. Idaho)

G • 5-11 • 178 • Sr-1L • 22 gp / 5 gs

**Quick Notes:** Contributed 15 points in the SEC-opening win over Arkansas (1/8) ... Enjoyed a 12-point outing against Arkansas-Pine Bluff (11/26) ... Missed the Rice (11/15) contest with injury ... Last season, Harris led A&M and ranked among the SEC leaders with a .441 shooting % from 3-point range.

|         |          |
|---------|----------|
| points  | rebounds |
| 6.2     | 2.2      |
| assists | minutes  |
| 1.8     | 23.2     |

### 20 Don Thomas

Spring, Texas  
(Spring HS / Lee College)

G • 6-0 • 185 • Jr-TR • 4 gp / 0 gs

**Quick Notes:** Joins the program after playing two seasons at Lee College in Baytown, Texas, the second of which he shared time on the court with Aggie teammate Jamal Jones ... Made his A&M debut vs. Prairie View A&M (11/19) ... Will add depth and experience at the guard spot.

|         |          |
|---------|----------|
| points  | rebounds |
| 0.0     | 0.0      |
| assists | minutes  |
| 0.0     | 0.7      |

### 25 Kyle Dobbins

Houston, Texas  
(Memorial HS)

G • 6-0 • 172 • Fr-RS • 7 gp / 0 gs

**Quick Notes:** Second-year guard who brings energy to the court and the locker room ... Scored a career-best five points vs SHSU (11/24) ... A year ago, played in three games before missing the rest of the season due to an ankle injury he suffered in a late November practice.

|         |          |
|---------|----------|
| points  | rebounds |
| 0.9     | 0.1      |
| assists | minutes  |
| 0.1     | 1.1      |

### 45 Dylan Johns

Ipswich, England  
(Copleston HS)

C • 6-11 • 227 • Fr-HS • 18 gp / 0 gs

**Quick Notes:** Tall and athletic big man who has seen action in 16 games this season, scoring his first points of the season vs Arkansas-Pine Bluff (11/26) ... Reached season-highs in minutes played (12) and rebounds (5) vs. Mississippi State (2/5) ... Possesses offensive upside to go along with his shot-blocking ability.

|        |          |
|--------|----------|
| points | rebounds |
| 0.6    | 0.7      |
| blocks | minutes  |
| 0.4    | 6.6      |

## INJURED RESERVE

### 15 Davonte Fitzgerald

Atlanta, Ga.  
(Tucker HS)

F • 6-7 • 201 • Fr-HS • 24 gp / 4 gs

**Quick Notes:** Led all scorers with 17 points vs. Arkansas (1/8) ... Set a personal best with 20 points at Mississippi State (1/18) ... Named SEC Freshman of the Week on Jan. 20 ... Averaged 8.6 points during SEC play ... Scored 11 points in only nine minutes vs. LSU (2/12) before leaving late in the first half with a knee injury ... Will miss the remainder of the 2013-14 campaign.

|        |          |
|--------|----------|
| points | rebounds |
| 7.3    | 2.3      |
| blocks | minutes  |
| 0.7    | 15.7     |

## LIMITED GAME ACTION

### 13 Juan Aparicio

Bogotá, Colombia  
Second Baptist HS (Houston)

G • 6-4 • 201 • So-HS • 0 gp/0 gs

**Quick Notes:** Sharp shooter who will add depth to the Aggie line-up this season ... missed the fall semester due to NCAA eligibility requirements.

### 22 Ramon White

Fort Worth, Texas  
North Side HS

G • 6-2 • 120 • So-SQ • 0 gp/0 gs

**Quick Notes:** Former practice play, who joined the team during January

### 34 Payton Carrell

Dallas, Texas  
Georgetown HS

G • 6-6 • 210 • Sr-HS • 1 gp/0 gs

**Quick Notes:** Former practice play, who joined the team during January ... brother of former Aggie player Marshall Carrell (2008-11) ... Made his A&M debut at Florida (2/1).

## Quick Hits

- The Aggies are back on the road Saturday, paying a visit to historic Memorial Gym to face Vanderbilt in an afternoon tilt ... The two teams enter the game sharing 5-6 records in the SEC standings.
- Saturday's contest will be just the fourth all-time between the Commodores and Aggies as the hardwood ... Vandy has won each of the first three meetings in the series.
- Following the trip to Nashville, the Aggies will play four of their final six regular season games inside Reed Arena.
- Earlier this season, the Commodores visited Aggieland and earned a 66-55 win over the Aggies on Jan. 25 ... **Kourtney Roberson** finished with a double-double to lead the Aggies, compiling 14 points and 10 rebounds ... Vandy's James Siakam paced all scorers with a game-best 22 points.
- Saturday will mark **Kourtney Roberson's** 100<sup>th</sup> career game in an Aggie uniform.
- Freshman **Shawn Smith** has started each of the last seven games for the Aggies, averaging 7.9 points per contest
- Sophomore **Alex Caruso** continues to be the SEC's leader in both assists (110) and assists per game (4.6) ... The College Station, Texas, native surpassed the 100-assist plateau for the season during last Wednesday's victory over Mississippi State and enters the Vandy contest with 222 career assists.
- Junior **Jamal Jones** notched a game-high 19 points vs. LSU to lead the Aggies in scoring for the 12<sup>th</sup> time this season ... The Wynne, Ark., native averages 15.5 points per game during SEC games to rank 14<sup>th</sup> in the league.

## Fitzgerald to Miss Remainder of 2013-14 Season

Head coach Billy Kennedy confirmed on Jan. 13<sup>th</sup> that freshman forward Davonte Fitzgerald will miss the remainder of the season due to injury.

The Atlanta, Ga., native suffered a knee injury late in first half of Jan. 12<sup>th</sup>'s 83-73 win over LSU after scoring 11 points in just nine minutes of action.

Fitzgerald's solid rookie campaign in Aggieland saw him play in 24 games, drawing four starts, and average 7.3 points and 2.3 rebounds per contest while compiling 17 blocked shots. During SEC play, Fitzgerald saw his scoring average rise to 8.6 points per contest while shooting 40.9 percent from the field with a 32.1 percent clip from 3-point range.

The 6-foot-7 forward was named SEC Freshman of the Week on Jan. 20 after averaging 16.5 points on nearly 60 percent shooting from the field and 3.5 rebounds against South Carolina and Mississippi State. During the contest against the Bulldogs, Fitzgerald notched a season-high 20 points.

## Smith Getting More Comfortable on the Court

After being forced to redshirt last season, the 2012-13 season opener vs. Buffalo on Nov. 8 was the first game action for Aggie freshman Shawn Smith in over a year. Like almost every rookie who first faces competition at the NCAA Division-I level, Smith has undergone a learning curve and adjustment period, but recently the Jacksonville, Fla., native has shown signs of becoming more comfortable on the court for A&M.

Smith collected a career-best 14 points during the Jan. 15<sup>th</sup> win over South Carolina, doing much of his damage from the free throw line where he was 6-of-8 before returning to the starting line-up on Jan. 21<sup>st</sup> at Kentucky.

Smith has started each of the last seven games for the Aggies. Here's a look at his improvement during that span...

| SHAWN SMITH'S ON-COURT IMPROVEMENT |                |              |
|------------------------------------|----------------|--------------|
| Category                           | First 16 Games | Last 7 Games |
| Minutes per game                   | 19.1           | 27.9         |
| Games w/ 8 or More Points          | 5              | 6            |
| Shooting %                         | 33.3%          | 35.2%        |
| Assists per game                   | 1.1            | 1.6          |
| Turnovers per game                 | 0.9            | 0.6          |
| Assist-to-Turnover Ratio           | 1.2            | 2.8          |
| Steals                             | 5              | 6            |

## Caruso Reaches Milestones for Career Assists & Steals

In less than two seasons wearing a Texas A&M uniform, sophomore Alex Caruso has developed into one of the most dynamic players in the Southeastern Conference and recently achieved impressive career milestones in a pair of statistical categories.

The College Station, Texas, native collected his 200<sup>th</sup> assist at Mississippi State on Jan. 18<sup>th</sup> and stands out as one of the fastest Aggies to reach the milestone, marking the accomplishment in only his 50<sup>th</sup> career game.

Additionally, Caruso reached the 100-steal mark just three days later during the Kentucky game on Jan. 21 to become the 18<sup>th</sup> member of Texas A&M's 100-Club and just the fifth Aggie to do so in just two seasons. He enters the Vanderbilt game with 108 career steals to trail former A&M guard B.J. Holmes (109 steals from 2007-2011) by just one steal for 17<sup>th</sup> place on the all-time list.

## Up Next

For the first time this season, Texas A&M will host back-to-back SEC games at Reed Arena when they welcome Alabama and Tennessee to Aggieland ... The Aggies and Crimson Tide will face off at 6 p.m. on Thursday before the Volunteers come to town for a 2 p.m. tilt on Saturday.



## Series History: Vanderbilt

**Vanderbilt leads 3-0**  
**A&M streak: Lost 3**

- Saturday will be just the fourth meeting between the Aggies and Commodores on the hardwood.
- Earlier this season on Jan. 25, the Commodores, led by a game-high 22 points from James Siakam, defeated the Aggies 66-55 in College Station ... Kourtney Roberson recorded a double-double for the Aggies with 14 points and 11 boards in the losing effort.
- Last year, Vanderbilt earned a 63-56 win on Feb. 16 over the Aggies inside Memorial Gym in Nashville.
- The only meeting between the schools prior to last year came on Dec. 3, 1955, in Nashville ... The Commodores prevailed with a 79-69 victory.
- A&M's Billy Kennedy is 1-3 against Vanderbilt during his career as a head coach.

## Series Records

|                                    |                |
|------------------------------------|----------------|
| In College Station:.....           | Vandy, 1-0     |
| At Reed Arena:.....                | Vandy, 1-0     |
| In Nashville:.....                 | Vandy, 2-0     |
| At Memorial Gym:.....              | Vandy, 2-0     |
| Current Win Streak:.....           | Vandy, 3 games |
| Longest Texas A&M Win Streak:..... | n/a            |
| Largest A&M Win:.....              | n/a            |
| Billy Kennedy vs Vanderbilt:.....  | 1-3            |
| Kevin Stallings vs Texas A&M:..... | 2-0            |

## All-Time Meetings (Vandy Leads 3-0)

| Date      | AM/Op Rk Site   | Score   |
|-----------|-----------------|---------|
| 1955 D 3  | Nashville       | L 69-79 |
| 2013 F 16 | Nashville       | L 56-63 |
| 2014 J 25 | College Station | L 55-66 |

## Tale of the Tape

| A&M         | VANDY                      |
|-------------|----------------------------|
| 65.7.....   | points/game..... 67.0      |
| 63.1.....   | opp. points/game..... 65.9 |
| +2.6.....   | scoring margin..... +1.1   |
| 431.....    | field goal %..... 452      |
| 403.....    | opp. field goal %..... 403 |
| 309.....    | 3-point %..... 329         |
| .643.....   | free throw %..... 654      |
| 34.3.....   | rebounds..... 34.7         |
| (-1.7)..... | rebound margin..... (-1.5) |
| 12.5.....   | assists..... 13.3          |
| 11.7.....   | turnovers..... 13.4        |
| 6.3.....    | steals..... 4.7            |
| 4.1.....    | blocks..... 5.1            |



### A&M in NCAA Rankings (Through 2/8 games)

| TEAM                               | All Games |                  |
|------------------------------------|-----------|------------------|
| Scoring Defense.....               | 62.7      | 27 <sup>th</sup> |
| Field Goal Percentage Defense..... | 401       | 45 <sup>th</sup> |
| Fewest Fouls Per Game.....         | 17.8      | 72 <sup>nd</sup> |

#### Alex Caruso

|                       |      |                  |
|-----------------------|------|------------------|
| Assists Per Game..... | 4.7  | 80 <sup>th</sup> |
| Total Assists.....    | 107  | 84 <sup>th</sup> |
| Steals Per Game.....  | 1.96 | 50 <sup>th</sup> |
| Total Steals.....     | 45   | 51 <sup>st</sup> |



### A&M in SEC Rankings (Through 2/8 games)

| TEAM                        | All Games | SEC Only                |
|-----------------------------|-----------|-------------------------|
| Scoring Offense.....        | 65.0      | 14 <sup>th</sup> 59.9   |
| Scoring Defense.....        | 62.7      | 2 <sup>nd</sup> 65.8    |
| Free Throw %.....           | .643      | 14 <sup>th</sup> .582   |
| Field Goal %.....           | .429      | 14 <sup>th</sup> .401   |
| Field Goal % Defense.....   | 401       | 5 <sup>th</sup> 436     |
| 3-Pt. FG %.....             | 302       | 14 <sup>th</sup> 338    |
| Rebounding Margin.....      | (-2.1)    | 12 <sup>th</sup> (-8.7) |
| Blocked Shots Per Game..... | 4.2       | 10 <sup>th</sup> 2.6    |
| Assists Per Game.....       | 12.3      | 9 <sup>th</sup> 12.3    |
| Steals Per Game.....        | 6.3       | 8 <sup>th</sup> 6.4     |
| Assists/Turnover Ratio..... | -1.1      | 5 <sup>th</sup> 1.2     |

#### INDIVIDUAL

##### Alex Caruso

|                            |     |                     |
|----------------------------|-----|---------------------|
| Total Assists.....         | 107 | 1 <sup>st</sup> 49  |
| Assists Per Game.....      | 4.7 | 1 <sup>st</sup> 4.9 |
| Steals Per Game.....       | 2.0 | 5 <sup>th</sup> 1.7 |
| Assist/Turnover Ratio..... | 1.9 | 5 <sup>th</sup> 1.8 |

##### Kourtney Roberson

|                 |     |                      |
|-----------------|-----|----------------------|
| Rebounding..... | 6.9 | 10 <sup>th</sup> 5.5 |
|-----------------|-----|----------------------|

##### Jamal Jones

|              |   |      |
|--------------|---|------|
| Scoring..... | - | 15.1 |
|--------------|---|------|

### Career Double-Doubles

#### KOURTNEY ROBERSON .... Season (3) / Career (5)

- 11/8/13 vs Buffalo (15 points / 11 rebounds)
- 11/11/13 vs Miss Valley St. (24 points / 10 rebounds)
- 1/9/13 vs Arkansas (13 points / 12 rebounds)
- 2/27/13 at Ole Miss (12 points / 10 rebounds)
- 1/15/14 vs Vanderbilt (14 points / 10 rebounds)

## After Road-Heavy Stretch, Aggies Host Five of Final Eight Games at Home

The Aggies have been a traveling bunch during the first month of SEC play. After opening league play against Arkansas in College Station on Jan. 8, Texas A&M played six of its next nine contests away from home, including a stretch of four of five games on the road. Additionally, the Aggies' travels to South Carolina (924 miles), Kentucky (848 miles), Florida (839 miles), Tennessee (806 miles) and Georgia (792 miles) constituted the SEC's five farthest destinations from College Station.

During a 29-day span from Jan. 10<sup>th</sup> to Feb. 8<sup>th</sup>, the Texas A&M men's basketball team traveled an astounding 9,392 miles.

Needless to say, the Aggie players and coaches are excited at the prospect of spending a little more time inside the friendly confines of Reed Arena where the Aggies will play five of their final eight regular season games. Back-to-back home games against Alabama (Feb. 20) and Tennessee (Feb. 22) will be A&M's first consecutive home games since early January. Ole Miss and Texas A&M are the lone SEC schools to host back-to-back home SEC games only once this season.

The Aggies are 13-2 on their home court this season.

## Fitzgerald Honored as SEC Freshman of the Week (Jan. 20)

Texas A&M's Davonte Fitzgerald was named SEC Freshman of the Week by the league office on Jan. 20.

Fitzgerald, a 6-foot-7, 201-pound freshman forward from Atlanta, Ga., earned the weekly honor after averaging 16.5 points on nearly 60 percent shooting from the field and 3.5 rebounds against South Carolina and Mississippi State.

The Aggie rookie went 6-for-7 from the floor to contribute 13 points with three rebounds in a Texas A&M win over South Carolina last Wednesday. Returning to the court on Saturday at Mississippi State, Fitzgerald produced his biggest offensive output of the season by finishing with a career-high 20 points with four rebounds while logging a personal best 32 minutes against the Bulldogs.

## Caruso Joins Elite Company

In just two seasons in Aggieland, dynamic sophomore guard Alex Caruso has developed into one of the most well-rounded players in the Southeastern Conference and during the Aggies' win over Arkansas on Jan. 8 he joined elite company in A&M basketball history.

During the 69-53 victory over the Razorbacks, Caruso set a personal best by dishing out 11 assists and became the first Aggie to reach double-digit assists totals in a game since All-American Acie Law IV tied a school record with 15 helpers vs Texas on Feb. 5, 2007. The College Station native collect double digit assists with 10 during a win over Mississippi State on Feb. 5.

Caruso enters the weekend leading the SEC in both assists (110) and assists per game (4.6) while ranking fourth in the league in total steals (47).

## Roberson Joins 500 Rebound Club

With a six-rebound performance on Jan. 8 against Arkansas, junior forward Kourtney Roberson joined a prestigious group in Aggie basketball history - the 500 Rebound Club.

The three-year letterwinner, who has seen his rebounding totals improve each season in Aggieland, became just the 24<sup>th</sup> player to accumulate more than 500 rebounds during his playing days at A&M.

Roberson enters the Vanderbilt game with 559 career rebounds to sit in 19<sup>th</sup> place all-time. Up next on the list is Billy Bob Barnett, who pulled down 570 boards from 1966-1969.

## Jones Finding his Groove Offensively

Going into this season, Texas A&M coaches knew they would have a major hole to fill on the offensive end with the departure of graduated senior Elston Turner, who garnered first-team All-SEC honors last year. Junior college transfer Jamal Jones figured to be a big part of replacing Turner's offensive production and the Wynne, Ark., native has not disappointed.

After coming off the bench during the season's first eight contests, Jones' name was called when A&M's staff wanted to inject more offense into the starting lineup beginning with Dec. 4<sup>th</sup>'s contest against Houston. The decision paid immediate dividends as Jones responded with 21 points against the Cougars., including seven 3-point baskets to leave him just one shy of the school record for a single game.

During Jan. 11<sup>th</sup>'s contest at Tennessee, Jones was the Aggies' offensive catalyst as he scored 20 of his career-best 23 points during the second half to help A&M erase a 14-point deficit and claim a big road victory. Jones added 22 points vs. South Carolina on Jan. 15 and 24 at Mississippi State on Jan. 18 to give him three consecutive 20-point outings.

Jones enters Wednesday's tilt contest vs. LSU averaging 15.1 points per contest during SEC play, ranking him among in the league leaders.

A year ago, Jones stood out as a one of the top junior college players in the country, averaging 18 points and 5.3 rebounds per contest while helping lead Lee College to the NJCAA Region 14 Championship.

## Green Coming into his Own as a Junior

For his first two seasons on the Aggie roster Jordan Green was regarded as an outstanding teammate and a player who showed flashes of being a contributor on the court but could not maintain that solid level of play on a consistent basis. Green seems to have turned a corner this season and has been one of the leaders both on and off the court during the Aggies' strong start to the season.

The Flower Mound, Texas, native has started 22 games this season and has shown marked improvement in virtually every offensive category. Green maintains a 6.8 point-per-game clip, while shooting a solid .508 from the field.

Perhaps Green's biggest moment of the year thus far came during Nov. 15<sup>th</sup>'s victory over Rice as he broke a 65-65 tie with a game-winning 3-pointer that came with only 6.7 seconds left in the contest.

### JORDAN GREEN'S IMPROVEMENT BY THE NUMBERS

| Category                  | 2010-11 (31 gms) | 2012-13 (31 gms) | 2013-14 (24 gms) |
|---------------------------|------------------|------------------|------------------|
| Points per game           | 3.4              | 2.8              | 6.8              |
| Games w/ 8 or More Points | 4                | 2                | 10               |
| Shooting %                | 40.4%            | 35.4%            | 50.8%            |
| 3-Point shooting %        | 22.9%            | 16.0%            | 32.4%            |
| Free Throw %              | 58.1%            | 77.1%            | 64.7%            |
| Rebounds per game         | 1.7              | 1.5              | 2.3              |
| Assists per game          | 1.2              | 1.1              | 1.5              |
| Blocked Shots             | 0                | 2                | 3                |
| Minutes per game          | 16.3             | 12.4             | 23.7             |

## Aggies Add Former SMU Standout Jalen Jones

Texas A&M men's basketball head coach Billy Kennedy announced Jan. 14 the addition of Jalen Jones to the Aggie roster.

Jones, a 6-foot-7 seven guard/forward, played two seasons at SMU before deciding to transfer. He will sit out the remainder of the 2013-14 campaign in anticipation of joining the Aggies on the court next season.

As a sophomore last season, the Dallas native and product of Kimball High School led the Mustangs in scoring by averaging 14.0 points per game while contributing 7.7 rebounds per contest. During the 2012-13 campaign he produced nine double-doubles and 10 games with at least 15 points and 7 boards.

Jones was selected Conference USA Player of the Week, NetScouts.com C-USA POTW & MarchMadness.com National High-Major Player of the Week on Dec. 3 of last season after averaging 17 points, 14 rebounds, two blocks, 1.5 assists and a steal in wins over Utah & Hofstra.

As a freshman at SMU in 2011-12, Jones played in 32 games and drew 18 starting assignments. He averaged 8.0 points and 3.3 rebounds per contest while compiling 22 steals, 19 assists and 12 blocks.

## A&M Signs Metroplex Standout Alex Robinson

Head coach Billy Kennedy announced on Nov. 13 the signing of point guard Alex Robinson who will join the Aggie basketball program next fall in advance of the 2014-15 season.

Robinson is rated a four-star prospect by ESPN, Rivals.com and Scout.com which also lists him as the 10th best point guard and the 47th overall prospect nationally. Additionally, ESPN regards him as the eighth-best prospect in the state of Texas and the 13th highest-ranked point guard recruit in the country. Robinson, who is listed as 6-foot-1 and over 170 pounds, is currently in his senior season at Timberview High School in Arlington, Texas, where he is a four-year starter for the Wolves.

A season ago, Robinson earned all-region honors from the Texas Association of Basketball Coaches as well as all-district accolades after averaging 17 points, six assists and three steals per contest as a junior.

The lefty point guard is described by many as being a tough and confident player with impressive passing skills and the ability to beat opponents off the drive.

Robinson was also recruited by Baylor, Florida State, Georgia, Houston, Marquette, Memphis, Miami, Minnesota, Pittsburgh, SMU, Texas Tech, Vanderbilt and Virginia, among others.

## A&M Basketball Adds Athletic Guard

Texas A&M men's basketball head coach Billy Kennedy announced Nov. 14 the addition of Sidy Ndir, a 6-foot-3 guard and native of Senegal, to the Aggies' signing class.

Ndir is described as an athletic lefty guard with solid ball handling skills who has the ability to create offensive chances for both himself and his teammates.

Ndir drew national attention following his showing at the 2012 and 2013 ADIDAS Nations events in Orange County, Calif., where he ran point guard for Team Africa. Following the conclusion of the 2013 event he was named Most Outstanding International Player.

### 2013-14 TEXAS A&M INCOMING PLAYERS (AS OF 1/14)

| Name          | Pos. | Ht. | Wt. | Hometown (Previous School)        |
|---------------|------|-----|-----|-----------------------------------|
| Jalen Jones   | G/F  | 6-7 | 220 | Dallas, Texas (Kimball HS/SMU)    |
| Sidy Ndir     | G    | 6-6 | 175 | Orlando, Fla. (West Oaks Academy) |
| Alex Robinson | PG   | 6-1 | 170 | Arlington, Texas (Timberview HS)  |

## A&M Quick Facts

|                          |   |
|--------------------------|---|
| Location                 | College Station, Texas 77842                                      |
| Founded                  | 1872 (opened 1876)  |
| Enrollment               | 58,809 (fall 2013)  |
| Nickname                 | Aggies  |
| Colors                   | Maroon (Pantone 505) and White                                    |
| Conference               | Southeastern  |
| National Affiliation     | NCAA Division I   |
| Home Court               | Reed Arena (12,989)   |
| Home Court Record        | 190-71 (16 <sup>th</sup> season)                                  |
| All-Time Record          | 1,319-1,202 (102 <sup>nd</sup> season)                            |
| Interim President        | Dr. Mark A. Hussey (Illinois '77)                                 |
| Director of Athletics    | Eric Hyman (North Carolina '73)                                   |
| Compliance Officer       | David Batson  |
| Faculty Representative   | Dr. Thomas Adair  |
| Head Coach               | Billy Kennedy (SE Louisiana '86)                                  |
| Record at A&M            | 46-43 (3 <sup>rd</sup> season)                                    |
| Overall Record           | 257-222 (16 <sup>th</sup> season)                                 |
| Associate Head Coach     | Glynn Cyprien (UTSA '04)  |
| Assistant Coaches        | Kyle Keller (Oklahoma State '90)<br>John Reese (Angelo State '90) |
| Dir./Student-Athlete Dev | Barry Davis (A&M '76)   |
| Internal Operations      | Peter Warden (Texas A&M '05)                                      |
| Video Coordinator        | Mitch Vanya (Texas A&M '09)                                       |
| Athletic Assistants      | Mitch Cole (MSU-Billings '92)                                     |
| Athletic Trainer         | Matt Doles (New Mexico '99)                                       |
| Strength Coach           | Darby Rich (Alabama '92)  |
| Academic Advisor         | Paul Stoltzfus (Appalachian St. '07)                              |
| 2012-13 Record           | 18-15, 7-11 SEC (11 <sup>th</sup> )                               |
| Lettermen Returning/Lost | 6 / 5   |
| Starters Returning/Lost  | 3 / 2   |
| 2013 Postseason          | n/a   |

## Postseason History

|                              |  |
|------------------------------|--|
| NCAA Appearances             | 12<br>(1951, 64, 69, 75, 80, 87, 2006, 07, 08, 09, 10, 11)                 |
| All-Time NCAA Tourney Record | 9-13   |
| Sweet 16 Appearances         | 1951*, 1969*, 1980, 2007<br><small>* 16-team field † 25-team field</small> |
| NIT Appearances              | 6 (1979, 82, 85, 86, 94, 2005)   |
| All-Time NIT Record          | 6-6  |

## Media Policies

**MID-WEEK INTERVIEWS:** Players generally are available for short interviews before practice on the day before games. All player interviews must be arranged with 24 hours advance notice through the SID Office (979-862-5451). Coach Kennedy is available on a weekly basis contact SID office for schedule.

**POSTGAME INTERVIEWS:** For home games, players will be brought to the interview room. Coach Kennedy will enter the room after the player interviews are completed. Additional players may be available outside the locker room. For road games, A&M will use whatever interview room is available. If one is unavailable, interviews will be conducted outside the locker room. **THE LOCKER ROOM IS CLOSED AT ALL TIMES.**

**CREDENTIALS:** Please request credentials for A&M home games at least one week prior to the game via

[www.sportssystem.com/clients/seccredentials/](http://www.sportssystem.com/clients/seccredentials/)

If time permits, credentials will be mailed. Otherwise, credentials will be delivered to local hotels or will be available at the SID Office or the Will Call desk at the loading dock entrance of Reed Arena.

**PREGAME MEALS:** Pregame meals are available for weekday games only in the media hospitality room near the loading dock. Water and coffee are available through-

## Statistical Trends

### 2013-14 Record When...

|   | Total | Home | A/N |
|---|-------|------|-----|
| Leading at Halftime                         | 11-3  | 11-0 | 0-3 |
| Trailing at Halftime                        | 2-7   | 1-1  | 1-6 |
| Tied at Halftime                            | 1-0   | 1-0  | 0-0 |
| Lead w/5:00 Left                            | 12-2  | 12-0 | 0-2 |
| Trail w/5:00 Left                           | 2-8   | 1-1  | 1-7 |
| Bench Outscores Opp.                        | 11-3  | 10-0 | 1-3 |
| Bench Outscored/Tied                        | 3-7   | 3-1  | 0-6 |
| 10+ Bench Pt Margin                         | 4-2   | 4-0  | 0-2 |
| Same Bench Points                           | 0-0   | 0-0  | 0-0 |
| Shooting 50%+ FG                            | 7-0   | 7-0  | 0-0 |
| Shooting Under 50%                          | 7-10  | 6-1  | 1-9 |
| Shooting 45%+ FG                            | 10-1  | 10-0 | 0-1 |
| Shooting Under 45%                          | 4-9   | 3-1  | 1-8 |
| Shooting 40%+ FG                            | 14-2  | 13-0 | 1-2 |
| Shooting Under 40% FG                       | 0-8   | 0-1  | 0-7 |
| Opp. Shoots 50%+ FG                         | 0-3   | 0-1  | 0-2 |
| Opp. Under 50% FG                           | 14-7  | 12-0 | 1-7 |
| Opp. Shoots 45%+ FG                         | 2-3   | 2-1  | 0-2 |
| Opp. Under 45% FG                           | 12-7  | 11-0 | 1-7 |
| Opp. Shooting 40%+ FG                       | 6-7   | 4-1  | 2-6 |
| Opp. Under 40% FG                           | 9-2   | 9-0  | 0-2 |
| Att. 20+ 3-Pt. FG                           | 4-3   | 4-0  | 0-3 |
| Att. Under 20 3-Pt. FG                      | 10-7  | 9-1  | 1-6 |
| More FTA than Opp.                          | 8-3   | 8-1  | 0-2 |
| Fewer/Same FTA than Opp.                    | 6-7   | 5-0  | 1-7 |
| Outrebounding/Same Opp.                     | 9-2   | 9-0  | 0-2 |
| Outrebounded by Opp.                        | 5-8   | 4-1  | 1-7 |
| 15+ Offensive Rebounds                      | 0-1   | 0-0  | 0-1 |
| 15+ Second Chance Pts.                      | 1-0   | 1-0  | 0-0 |
| 10+ Assists                                 | 12-2  | 11-0 | 1-2 |
| More/Same TO than Opp.                      | 3-6   | 3-1  | 0-5 |
| Fewer TO than Opp.                          | 11-4  | 10-0 | 1-4 |
| 15+ Fewer Turnovers                         | 11-8  | 10-0 | 1-8 |
| Opp. 12+ Turnovers                          | 10-6  | 9-1  | 1-5 |
| More Pt. off TO than Opp.                   | 11-2  | 10-0 | 1-2 |
| 18+ Points in Paint                         | 14-7  | 13-1 | 1-6 |
| 8+ Fast Break Points                        | 11-2  | 10-0 | 1-2 |
| Scoring 80+ Points                          | 4-0   | 4-0  | 0-0 |
| Scoring 70-79 Points                        | 6-1   | 6-0  | 0-1 |
| Scoring 60-69 Points                        | 3-1   | 3-0  | 0-1 |
| Scoring 50-59 Points                        | 1-6   | 0-0  | 1-6 |
| Scoring 49 or Less                          | 0-2   | 0-1  | 0-1 |
| Opp. Scores 80+ Points                      | 0-2   | 0-0  | 0-2 |
| Opp. Scores 70-79 Points                    | 1-1   | 1-0  | 0-1 |
| Opp. Scores 60-69 Points                    | 6-6   | 6-1  | 0-5 |
| Opp. Scores 59 or Less                      | 7-1   | 6-0  | 1-1 |
| Overtime Games                              | 0-1   | 0-0  | 0-1 |
| vs. Ranked Teams                            | 0-2   | 0-0  | 0-2 |
| vs. RPI Top 100* ( <i>RealTimeRPI.com</i> ) | 3-5   | 2-0  | 1-5 |
| Day Games                                   | 3-4   | 2-1  | 1-3 |
| Night Games                                 | 11-6  | 11-0 | 0-6 |
| Sunday Games                                | 1-0   | 1-0  | 0-0 |
| Monday Games                                | 1-0   | 1-0  | 0-0 |
| Tuesday Games                               | 2-2   | 2-1  | 0-1 |
| Wednesday Games                             | 5-1   | 5-0  | 0-1 |
| Thursday Games                              | 0-0   | 0-0  | 0-0 |
| Friday Games                                | 2-1   | 2-0  | 0-1 |
| Saturday Games                              | 3-6   | 2-0  | 1-6 |
| TV Games                                    | 13-10 | 12-2 | 1-8 |
| After a Loss                                | 4-5   | 4-1  | 0-4 |

### Games Decided by...

|                  |     |     |     |
|------------------|-----|-----|-----|
| 0-5 Points or OT | 2-2 | 1-0 | 1-2 |
| 6-10 Points      | 3-1 | 3-0 | 0-1 |
| 11-15 Points     | 0-3 | 0-0 | 0-3 |
| 16-19 Points     | 5-1 | 5-0 | 0-1 |
| 20+ Points       | 4-3 | 4-1 | 0-2 |

## Aggies in Match-Ups with High-Power Offenses

Early in the season, Aggie head coach Billy Kennedy spoke about wanting his young team to get back to its roots of playing outstanding defense and the effort on the court has reflected that focus as Texas A&M stands out as one of the top defensive teams in the Southeastern Conference.

Coming into this weekend, Texas A&M ranks second in the SEC in scoring defense (63.1).

Below is a look at how the Aggies have performed in match-ups against high-scoring teams this season.

### AGGIE DEFENSE VS. HIGH-SCORING TEAMS

| Opponent                  | Season Avgs. (at time of game) |      | vs. Texas A&M |      |
|---------------------------|--------------------------------|------|---------------|------|
|                           | PPG                            | FG % | PPG           | FG % |
| Sam Houston St. (Nov. 24) | 99.8                           | 54.3 | 62.0          | 37.7 |
| Oklahoma (Dec. 21)        | 88.4                           | 48.0 | 64.0          | 39.6 |
| Arkansas (Jan. 8)         | 87.2                           | 49.4 | 53.0          | 36.2 |
| Tennessee (Jan. 11)       | 76.1                           | 45.6 | 56.0          | 40.9 |
| Kentucky (Jan. 21)        | 80.4                           | 47.4 | 68.0          | 44.0 |

## Head Coach Billy Kennedy

- Billy Kennedy was named the 21<sup>st</sup> coach in Texas A&M men's basketball history on May 16, 2011 ... he is a native of New Orleans and has spent 16 seasons as a head coach ... over the last five seasons, his teams have a combined record of 100-57.
- During Dec. 4th's win over Houston, Kennedy claimed his 250th career ... His overall record as a collegiate head coach stands at 257-222.
- Over his last nine years as a head coach, Kennedy's teams have averaged 20 wins a season, earned four conference titles and made three trips to the postseason—two to the NCAA Tournament and one in the NIT ... in addition, the Murray State squad, which he built before heading to College Station finished the 2012 season 31-2, won the Ohio Valley title at 15-1 and advanced to the second round of the NCAA Tournament.
- Kennedy's veteran staff in Aggieland has a combined 99 years of collegiate coaching experience and over the last 12 years has been a part of 18 conference titles and 22 postseasons (15 NCAA, 7 NIT).

## Championship-Caliber Staff

- Billy Kennedy has put together a veteran staff which is entering its third season in Aggieland ... the group has a combined 99 years of collegiate coaching experience.
- Over the last decade, the group has been a part of 18 conference titles and 22 postseasons (15 NCAA, 7 NIT) ... in 2010-11, each staff member won a championship at his respective school and as a group averaged 25 wins on the year.

## Aggies Puerto Rico-Bound in 2014

The teams for the 2014 Puerto Rico Tip-Off were announced Nov. 20 and the Texas A&M men's basketball team will highlight an impressive field at the event which will take place Thursday, Friday and Sunday, Nov. 20, 21 and 23, in San Juan, Puerto Rico.

Joining the Aggies at the tournament will be Boston College, College of Charleston, Connecticut, Dayton, George Mason, New Mexico and West Virginia.

The 2014 Puerto Rico Tip-Off will showcase 12 games over the three days. Each team will compete in one game per day, advancing through a bracketed-tournament format. The undefeated teams after the first two days of competition will face off in the championship game on Sunday, Nov. 23.

## Last Time Out: at A&M 83, LSU 73 (Feb. 13)

### TEXAS A&M-LSU POSTGAME NOTES

#### TEAM NOTES

- The Aggies showed their depth in the contest as the A&M reserves totaled 33 points, while LSU's non-starters had only four.
- A&M owned a 36-26 advantage in points in the paint.
- The Aggies enjoyed a 39-32 edge in rebounding.

#### INDIVIDUAL NOTES

- Freshman Tavario Miller enjoyed a banner night as he logged a career highs in points (9), rebounds (7) and minutes played (20).
- Junior Jamal Jones fell one point short of his seventh 20-point game this season, ending play with a team-best 19 ... It was his 13th game of double-digit scoring this year ... The guard was 5-for-10 from beyond the 3-point arc.
- With 12 points and 10 boards on the night, junior Kourtney Roberson notched his sixth career double-double, and the fourth for this season.
- Redshirt freshman Shawn Smith shared the ball well as he recorded a career-high four assists during the game.
- Despite leaving the game late in the first half with an injury, freshman Davonte Fitzgerald tied his career-high in 3-point field goals with three while notching 11 points in just nine minutes

(COMPLETE BOX SCORE ON PG. 23)

## This is Texas A&M

- Located in College Station, Texas, which is located about 90 miles northwest of Houston.
- Home to more than 50,000 students, ranking as the sixth-largest university in the country, with more than 360,000 former students worldwide.
- Holds membership in the prestigious Association of American Universities, one of only 61 institutions with this distinction.
- Conducts research valued at more than \$630 million annually, placing it among the top 20 universities nationally and third behind only MIT and the University of California at Berkeley for universities without medical schools.
- Has an endowment valued at more than \$5 billion, which ranks fourth among U.S. public universities and 10th overall.
- Named second in the nation by The Wall Street Journal among all universities, public and private, in a survey of top U.S. corporations, non-profits and government agencies, based on graduates that recruiters prefer to hire.
- Corps of Cadets is recognized among the nation's largest uniformed student bodies at more than 2,000 strong. Texas A&M commissions more officers than any other institution outside of the nation's service academies.

## Aggie Traditions

- Recognized as Home of the **12th Man**, where students stand during football games to show support for the team—and for fellow Aggies—a personification of the Aggie Spirit.
- **Reveille**, the first lady of Aggieland, is a purebred collie and the official mascot of Texas A&M. As a five-star general, she is the highest ranking member of the Corps of Cadets. The most current Reveille is Reveille VIII, and she was officially introduced on August 30, 2008.
- **Yell Leaders** are a team of upperclassmen, three seniors and two juniors, elected each year by the student body. Aggie Yell Leaders still wear white during games and attend all home and away football games and many home events of other sports.
- The distinctive **Aggie Ring** serves as the symbolic link to the Aggie network of former students. The ring is not given, it must be earned academically. It was E.C. Jonas, class of 1894, who designed the ring Aggies wear today. Nothing on the ring has changed, except when the university's name changed to Texas A&M University in 1963.
- At a yell practice before the 1930 TCU game, a dedicated fan and member of the Texas A&M Board of Regents named Pinky Downs '06 shouted, "What are we going to do to those Horned Frogs?" Improvising, he borrowed the name of a sharp-pronged frog hunting tool, called a gig. **'Gig 'em, Aggies!** he said as he made a fist with his thumb extended straight up. With that, the first hand sign in the old Southwest Conference was born.
- In true Aggie Spirit, **Howdy** is the official greeting of Texas A&M. The university is known for its welcoming attitude and for making sure no one who visits the campus feels like a stranger.

## Aggie Basketball 101

- The Aggies are in the midst of the 102<sup>nd</sup> season of basketball at Texas A&M University ... the first team was fielded for the 1912-13 campaign.
- The inaugural team was coached by F.D. Steger and won its first ever game (date unknown) over Marlin (Texas) High School, 78-8 ... the first "collegiate" opponent for the program was later that season with a pair of games against Sam Houston Normal Institute (now Sam Houston State University).

## The Homes of Aggie Hoops

- **DeWARE FIELD HOUSE (1924-1954)**: Originally named Memorial Gymnasium, DeWare Field House sat on the northwest corner of Kyle Field and loomed over the football stadium until the construction of the second decks in the 1950s ... once basketball moved to G. Rollie White, the facility was still used for recreational sports before it was demolished in 1997 to make room for the Kyle Field north end zone expansion ... it was built for a cost of \$140,000.
- **G. ROLLIE WHITE COLISEUM (1954-1998)**: Known as "The Holler House on the Brazos", Aggie basketball called this building home for 44 years ... it had a seating capacity of 7,800 ... it is located on the northeast corner of Kyle Field (football) and, while still standing, is no longer used for sporting events—the arena floor is the temporary home of the campus bookstore while renovations to the student union (known as the Memorial Student Center) are going on across the street ... it was built for a cost of \$670,000 and was air-conditioned in 1967.
- **REED ARENA (1998-)**: 12,989-seat Reed Arena was built for \$33.4 million, opened in the spring of 1998 and became the new home of Aggie basketball that fall ... the building has seen several recent renovations, including the addition of a large four-sided, center-hung videoboard and ribbon boards that encircle the arena bowl and the \$23 million Cox-McFerrin Center for Aggie Basketball.

## Reed Arena Attendance Records

### 13,000-plus Crowds, All-Time

|     |        |                        |         |
|-----|--------|------------------------|---------|
| 1.  | 13,717 | vs. Texas              | 2/27/10 |
| 2.  | 13,657 | vs. Kansas             | 2/15/10 |
| 3.  | 13,648 | vs. Texas Tech         | 1/30/10 |
| 4.  | 13,584 | vs. Oklahoma State     | 2/16/08 |
| 5.  | 13,555 | vs. Texas              | 1/30/08 |
| 6.  | 13,300 | vs. Texas              | 1/31/11 |
| 7.  | 13,203 | vs. Missouri           | 3/3/07  |
| 8.  | 13,196 | vs. Texas              | 2/5/07  |
| 9.  | 13,187 | vs. Oklahoma State     | 1/20/07 |
| 10. | 13,176 | vs. Texas              | 3/1/06  |
| 11. | 13,158 | vs. Oklahoma           | 2/2/08  |
| 12. | 13,151 | vs. St. Joseph's (NIT) | 3/23/05 |
| 13. | 13,136 | vs. Texas Tech         | 2/26/05 |
| 14. | 13,051 | vs. Baylor             | 2/24/07 |
| 15. | 13,048 | vs. Oklahoma           | 1/27/07 |
| 16. | 13,021 | vs. Baylor             | 2/6/10  |
| 17. | 13,016 | vs. Oklahoma State     | 2/12/05 |
| 18. | 13,007 | vs. Missouri           | 3/7/09  |

### Season Average Records

|            | Average      | Year           | Games     | Record      |
|------------|--------------|----------------|-----------|-------------|
| 1.         | 10,343       | 2007-08        | 20        | 16-4        |
| 2.         | 9,889        | 2009-10        | 16        | 15-1        |
| 3.         | 9,812        | 2006-07        | 19        | 18-1        |
| 4.         | 9,438        | 2008-09        | 18        | 16-2        |
| 5.         | 9,000        | 2010-11        | 17        | 15-2        |
| 6.         | 8,148        | 2004-05        | 20        | 17-3        |
| 7.         | 7,962        | 2005-06        | 18        | 16-2        |
| 8.         | 7,383        | 2011-12        | 18        | 11-7        |
| 9.         | 6,466        | 2002-03        | 14        | 10-4        |
| 10.        | 6,061        | 2001-02        | 14        | 5-9         |
| 10.        | 5,952        | 2003-04        | 15        | 6-9         |
| <b>11.</b> | <b>5,077</b> | <b>2013-14</b> | <b>15</b> | <b>13-2</b> |
| 12.        | 4,906        | 1999-00        | 12        | 5-7         |
| 13.        | 4,119        | 2000-01        | 14        | 7-7         |
| 14.        | 4,083        | 1998-99        | 14        | 9-5         |

### Record by Year

|              |                     |
|--------------|---------------------|
| 1998-99      | 9-5                 |
| 1999-00      | 5-7                 |
| 2000-01      | 7-7                 |
| 2001-02      | 5-9                 |
| 2002-03      | 10-4                |
| 2003-04      | 5-9                 |
| 2004-05      | 17-3                |
| 2005-06      | 16-2                |
| 2006-07      | 18-1                |
| 2007-08      | 16-4                |
| 2008-09      | 16-2                |
| 2009-10      | 15-1                |
| 2010-11      | 15-2                |
| 2011-12      | 11-7                |
| 2012-13      | 12-6                |
| 2013-14      | 13-2                |
| <b>TOTAL</b> | <b>190-71 (728)</b> |



## The Last Time

### Texas A&M...

|   |  |
|---|--|
| Scored 100 Points.....                        | 110 (110-116) vs Baylor (5 OT), 1/23/08                        |
| Shot 60 Percent From the Field.....           | 60.3% vs Mississippi Valley State, 11/12/11                    |
| Shot Under 30 Percent From the Field.....     | 26.9% vs Oklahoma in Houston, Texas, 12/21/13                  |
| Had 40 Free Throw Attempts.....               | 48 vs Alcorn State, 11/12/10                                   |
| Made 30 Free Throws.....                      | 34 vs Alcorn State, 11/12/10                                   |
| Had 50 Rebounds.....                          | 51 vs Arkansas, 1/9/13   |
| Had 30 Assists.....                           | 30 vs Grambling State, 12/28/06                                |
| Had 15 Steals.....                            | 16 at A&M-Corpus Christi, 11/15/10                             |
| Had 10 Blocked Shots.....                     | 10 vs Arkansas-Pine Bluff, 11/26/13                            |
| Had Five Players Score in Double Figures..... | 5 vs Buffalo, 11/8/13  |
| Had Two Players Score 20 Points.....          | David Loubeau (20) and Elston Turner (20) vs Florida, 12/17/11 |
| Had 30 Fouls.....                             | 35 vs Alcorn State, 11/12/10                                   |
| Had 30 Turnovers.....                         | 30 vs Texas, 2/3/99  |
| Won on a Buzzer Beater.....                   | 57-55 on a 3-pointer by Josh Carter at Nebraska, 2/24/09       |

### a Texas A&M Player...

|                                 |   |
|---------------------------------|---|
| Had a Double Double.....        | Kourtney Roberson (14 pts/10 reb) vs Vanderbilt, 1/24/14  |
| Had a Triple Double.....        | Bernard King (20 pts/10 reb/10 ast) vs Texas Tech, 1/9/02 |
| Scored 40 Points.....           | 40, Elston Turner at Kentucky, 1/12/13                    |
| Scored 30 Points.....           | 38, Elston Turner vs Tennessee, 2/23/13                   |
| Made 5 Three-Pointers.....      | 5, Jamal Jones vs Arkansas-Pine Bluff, 11/26/13           |
| Had 20 Rebounds.....            | 21, Vernon Smith and Rynn Wright vs UNLV, 12/15/78        |
| Had 15 Rebounds.....            | 15, Ray Turner vs Arkansas Tech, 12/29/11                 |
| Had 10 Assists.....             | 15, Acie Law vs Texas, 2/5/07                             |
| Had 5 Steals.....               | 6, Kourtney Roberson at Mississippi State, 1/30/12        |
| Had 5 Blocks.....               | 5, Keith Davis vs Sam Houston State, 12/7/11              |
| Made 10 Field Goals.....        | 16, Elston Turner vs Tennessee, 2/23/13                   |
| Had 20 Field Goal Attempts..... | 33, Elston Turner vs Tennessee, 2/23/13                   |
| Made 10 Free Throws.....        | 10, Fabyon Harris vs Arkansas, 1/9/13                     |
| Had 15 Free Throw Attempts..... | 19, Bryan Davis vs Baylor, 1/23/08                        |

### an Opposing Team...

|   |                                     |
|---|-------------------------------------|
| Scored 100 Points.....                    | 116 (116-110) by Baylor, 1/23/08    |
| Shot 60 Percent From the Field.....       | 61.7% by Colorado, 1/12/08          |
| Shot Under 30 Percent From the Field..... | 25.0% by Sam Houston State, 12/7/11 |
| Had 40 Free Throw Attempts.....           | 47 by Baylor, 1/23/08               |
| Made 30 Free Throws.....                  | 30 by Missouri, 3/10/11             |
| Had 50 Rebounds.....                      | 53 by Tennessee, 2/23/13            |
| Had 30 Assists.....                       | 30 by Arkansas, 2/23/91             |
| Had 15 Steals.....                        | 19 at LSU, 1/23/13                  |
| Had 10 Blocked Shots.....                 | 12 by Kansas, 1/23/12               |
| Had 30 Fouls.....                         | 37 by Alcorn State, 11/12/10        |
| Had 30 Turnovers.....                     | 30 by Grambling State, 12/28/06     |

### an Opposing Player...

|                            |   |
|----------------------------|---|
| Had a Triple Double.....   | Royce White of Iowa State (10 pts./18 reb./10 ast.), 1/7/12 |
| Scored 40 Points.....      | 43, Mike Singletary of Texas Tech, 3/11/09                  |
| Scored 30 Points.....      | 32, Trae Golden of Tennessee, 2/23/13                       |
| Made 5 Three-Pointers..... | 6, Marshall Henderson of Ole Miss, 2/27/13                  |
| Had 20 Rebounds.....       | 20, Eric Chenowith of Kansas, 1/14/98                       |
| Had 15 Rebounds.....       | 16, Jarnell Stokes of Tennessee, 2/23/13                    |
| Had 10 Assists.....        | 10, Royce White of Iowa State, 1/7/12                       |
| Had 5 Steals.....          | 8, Anthony Hickey of LSU, 1/23/13                           |

## Texas A&M in Overtime Games

|                                 |  |
|---------------------------------|--|
| This Season.....                | 0-1                                      |
| Overall Overtime Record.....    | 33-48                                    |
| Home Overtime Record.....       | 12-17                                    |
| Reed Arena Overtime Record..... | 4-7                                      |
| Road Overtime Record.....       | 21-31                                    |
| Double Overtime Record.....     | 6-11                                     |
| Triple Overtime Record.....     | 0-2                                      |
| Triple Overtime Record.....     | 0-1                                      |
| Five-Overtime Record.....       | 0-1                                      |
| Postseason Overtime Record..... | 1-3                                      |
| Last OT Played (1 OT).....      | at Mississippi State (L, 72-81, 1/18/14) |
| Last Double OT (4 OT).....      | vs Tennessee (L, 85-93, 2/23/13)         |
| Last Triple OT (4 OT).....      | vs Tennessee (L, 85-93, 2/23/13)         |

## Free-Throw Proficiency

| Player          | 1-1                 | 3-Pt.               | Crunch              |
|-----------------|---------------------|---------------------|---------------------|
| Caruso.....     | 4-6                 | 5-7                 | 6-12                |
| Dobbins.....    | 1-1                 | 0-1                 | 0-0                 |
| Fitzgerald..... | 2-4                 | 2-5                 | 0-0                 |
| Green.....      | 1-1                 | 7-9                 | 3-5                 |
| Harris.....     | 2-3                 | 1-2                 | 2-2                 |
| Johns.....      | 0-2                 | 0-1                 | 0-0                 |
| Jones.....      | 7-8                 | 2-2                 | 1-2                 |
| McDonald.....   | 1-1                 | 0-0                 | 0-0                 |
| Miller.....     | 1-1                 | 0-0                 | 0-0                 |
| Reese.....      | 1-1                 | 2-3                 | 1-2                 |
| Roberson.....   | 3-7                 | 9-10                | 1-1                 |
| Smith.....      | 2-3                 | 3-5                 | 3-4                 |
| Space.....      | 3-6                 | 3-7                 | 5-8                 |
| <b>A&amp;M</b>  | <b>28-44 (.636)</b> | <b>35-52 (.673)</b> | <b>27-41 (.659)</b> |
| <b>Opponent</b> | <b>29-43 (.605)</b> | <b>27-44 (.614)</b> | <b>32-37 (.946)</b> |

KEY: 1-1, first free throw of one-one-one; 3-Pt., free throw to complete 3-point (or 4-point) play; Crunch, free throws in final two minutes of games within 10 points and in overtime.

## Texas A&M Miscellaneous Statistics (Season / Career)

| Player     | 10• Points | 20• Points | 30• Points | 10• Reb. | 15• Reb. | 10• Assists | Dunks   | 3-Pt. Plays | Double-Doubles | Individual Game Leaders |          |         |
|------------|------------|------------|------------|----------|----------|-------------|---------|-------------|----------------|-------------------------|----------|---------|
|            |            |            |            |          |          |             |         |             |                | Points                  | Rebounds | Assists |
| Aparicio   | - / -      | - / -      | - / -      | - / -    | - / -    | - / -       | - / -   | - / -       | - / -          | - / -                   | - / -    | - / -   |
| Caruso     | 10 / 15    | - / -      | - / -      | - / -    | - / -    | 2 / 2       | 5 / 14  | 5 / 9       | - / -          | 3 / 4                   | 2 / 4    | 19 / 35 |
| Dobbins    | - / -      | - / -      | - / -      | - / -    | - / -    | - / -       | - / -   | - / -       | - / -          | - / -                   | - / -    | - / -   |
| Fitzgerald | 8 / 8      | 1 / 1      | - / -      | - / -    | - / -    | - / -       | 5 / 5   | 2 / 2       | - / -          | 3 / 3                   | - / -    | - / -   |
| Green      | 4 / 7      | - / -      | - / -      | - / -    | - / -    | - / -       | 6 / 18  | 7 / 10      | - / -          | 2 / 2                   | - / -    | 3 / 8   |
| Harris     | 4 / 26     | - / -      | - / -      | - / -    | - / -    | - / -       | - / -   | 1 / 6       | - / -          | - / 10                  | 1 / 1    | 5 / 7   |
| Johns      | - / -      | - / -      | - / -      | - / -    | - / -    | - / -       | 1 / 1   | - / -       | - / -          | - / -                   | - / -    | - / -   |
| Jones      | 13 / 13    | 5 / 5      | - / -      | - / -    | - / -    | - / -       | 6 / 6   | 2 / 2       | - / -          | 12 / 12                 | 5 / 5    | 2 / 2   |
| McDonald   | - / -      | - / -      | - / -      | - / -    | - / -    | - / -       | - / -   | - / -       | - / -          | - / -                   | - / -    | 1 / 1   |
| Miller     | - / -      | - / -      | - / -      | - / -    | - / -    | - / -       | 5 / 5   | - / -       | - / -          | - / -                   | - / -    | - / -   |
| Reese      | 2 / 10     | - / -      | - / -      | - / -    | - / -    | - / -       | - / -   | 2 / 2       | - / -          | 1 / 3                   | - / 2    | - / 7   |
| Roberson   | 10 / 24    | 1 / 1      | - / -      | 7 / 17   | - / -    | - / -       | 14 / 39 | 9 / 16      | 3 / 5          | 5 / 5                   | 14 / 37  | - / 4   |
| Smith      | 4 / 4      | - / -      | - / -      | - / -    | - / -    | - / -       | 2 / 2   | 3 / 3       | - / -          | 1 / 1                   | 2 / 2    | 2 / 2   |
| Space      | 4 / 4      | - / -      | - / -      | - / -    | - / -    | - / -       | 2 / 2   | 3 / 3       | - / -          | 1 / 1                   | 5 / 5    | 1 / 1   |
| Thomas     | - / -      | - / -      | - / -      | - / -    | - / -    | - / -       | - / -   | - / -       | - / -          | - / -                   | - / -    | - / -   |

# RESULTS AND LEADERS

| <u>RECORD</u>       | <u>OVERALL</u> | <u>HOME</u> | <u>AWAY</u> | <u>NEUTRAL</u> |
|---------------------|----------------|-------------|-------------|----------------|
| ALL GAMES.....      | 14-10.....     | 13-2.....   | 1-5.....    | 0-3.....       |
| CONFERENCE.....     | 5-6.....       | 4-1.....    | 1-5.....    | 0-0.....       |
| NON-CONFERENCE..... | 9-4.....       | 9-1.....    | 0-0.....    | 0-3.....       |

| <u>DATE</u> | <u>OPPONENT</u>          | <u>RESULT</u> | <u>ATT.</u> | <u>HIGH POINTS</u>    | <u>HIGH REBOUNDS</u>  | <u>HIGH ASSISTS</u>            |
|-------------|--------------------------|---------------|-------------|-----------------------|-----------------------|--------------------------------|
| Nov. 8      | BUFFALO                  | W 82-58       | 4,969       | Green, Roberson-15    | Roberson-11           | Caruso-8                       |
| Nov. 11     | MISSISSIPPI VALLEY STATE | W 91-67       | 4,240       | Roberson-24           | Roberson-10           | Caruso-5                       |
| Nov. 15     | RICE                     | W 68-65       | 4,816       | Roberson-19           | Roberson-9            | Caruso-7                       |
| Nov. 19     | PRAIRIE VIEW A&M         | W 75-65       | 4,194       | Caruso-15             | Smith-8               | Caruso, Harris-4               |
| Nov. 24 †   | SAM HOUSTON STATE        | W 79-62       | 4,218       | Space-12              | Space-9               | Caruso-5                       |
| Nov. 26 †   | ARKANSAS PINE BLUFF      | W 88-55       | 4,351       | Jones-18              | Roberson-7            | Harris-4                       |
| Nov. 29 †   | vs. Missouri State       | L 67-73       | 1,613       | Roberson-16           | Space-7               | Caruso-3                       |
| Nov. 30 †   | vs. SMU                  | L 52-55       | 900         | Fitzgerald-12         | Roberson-10           | Harris-2                       |
| Dec. 4      | HOUSTON                  | W 74-57       | 4,850       | Jones-21              | Jones, Roberson-10    | Green-6                        |
| Dec. 14     | MCNEESE STATE            | W 73-60       | 4,392       | Jones-16              | Space-8               | Caruso-7                       |
| Dec. 21     | vs. Oklahoma             | L 52-64       | 5,907       | Green-10              | Roberson-13           | Caruso-4                       |
| Dec. 31     | NORTH TEXAS              | L 41-61       | 4,510       | Caruso-10             | Roberson-6            | Caruso, Green-2                |
| Jan. 4      | UTPA                     | W 63-46       | 5,278       | Jones-16              | Roberson-10           | Caruso-6                       |
| Jan. 8 *    | ARKANSAS                 | W 69-53       | 5,102       | Fitzgerald-17         | Jones-8               | Caruso-11                      |
| Jan. 11 *   | at Tennessee             | W 57-56       | 18,079      | Jones-23              | Roberson-6            | Caruso-8                       |
| Jan. 15 *   | SOUTH CAROLINA           | W 75-67       | 9,257       | Jones-22              | Jones, Smith, Space-4 | Caruso-7                       |
| Jan. 18 *   | at Mississippi State     | L 72-81 (OT)  | 7,073       | Jones-24              | Caruso-6              | Caruso, Harris-4               |
| Jan. 21 *   | at No. 13 Kentucky       | L 51-68       | 22,634      | Caruso, Fitzgerald-12 | Caruso, Smith-4       | Caruso-3                       |
| Jan. 25 *   | VANDERBILT               | L 55-66       | 6,520       | Roberson-14           | Roberson-10           | Jones, Smith-3                 |
| Jan. 29 *   | at South Carolina        | L 52-80       | 9,950       | Jones, Smith-9        | Harris, Jones-5       | Caruso, Green, Harris, Space-2 |
| Feb. 1 *    | at No. 3 Florida         | L 36-69       | 12,426      | Jones, Roberson-7     | Roberson-7            | Caruso-3                       |
| Feb. 5 *    | MISSISSIPPI STATE        | W 72-52       | 4,626       | Jones-20              | Jones-2               | Caruso-10                      |
| Feb. 8 *    | at Georgia               | L 50-62       | 5,831       | Jones-17              | Roberson-7            | Caruso, Jones, McDonald-1      |
| Feb. 12 *   | LSU                      | W 83-73       | 4,782       | Jones-19              | Roberson-10           | Smith-4                        |
| Feb. 15 *   | at Vanderbilt            |               |             |                       |                       |                                |
| Feb. 20 *   | ALABAMA                  |               |             |                       |                       |                                |
| Feb. 22 *   | TENNESSEE                |               |             |                       |                       |                                |
| Feb. 26 *   | at LSU                   |               |             |                       |                       |                                |
| Mar. 1 *    | OLE MISS                 |               |             |                       |                       |                                |
| Mar. 5 *    | at Missouri              |               |             |                       |                       |                                |
| Mar. 8 *    | AUBURN                   |               |             |                       |                       |                                |

†-Corpus Christi Challenge (College Station/Corpus Christi); \*- SEC Conference Game; ^-SEC Tournament (Nashville)

| <u>ATTENDANCE</u> | <u>GAMES</u> | <u>TOTALS</u> | <u>AVG/GAME</u> |
|-------------------|--------------|---------------|-----------------|
| HOME.....         | 15.....      | 76,159.....   | 5,077.....      |
| SEC HOME.....     | 5.....       | 30,287.....   | 6,057.....      |
| AWAY.....         | 6.....       | 75,993.....   | 12,666.....     |
| NEUTRAL.....      | 3.....       | 8,420.....    | 2,807.....      |
| OVERALL.....      | 24.....      | 160,572.....  | 6,690.....      |

| <u>Margin</u>  | 1 | 2 | 3 | 4 | 5 | 6 | 7 | 8 | 9 | 10 | 11 | 12 | 13 | 14 | 15 | 16 | 17 | 18 | 19 | 20 | 21 | 22 | 23 | 24 | 25 | 26 | 27 | 28+ |
|----------------|---|---|---|---|---|---|---|---|---|----|----|----|----|----|----|----|----|----|----|----|----|----|----|----|----|----|----|-----|
| <b>Victory</b> | 1 | - | 1 | - | - | - | - | 1 | - | 2  | -  | -  | 1  | -  | -  | 1  | 3  | -  | -  | -  | -  | -  | -  | 2  | -  | -  | -  | 1   |
| <b>Defeat</b>  | - | - | 1 | - | - | 1 | - | - | 1 | -  | 1  | 2  | -  | -  | -  | -  | 1  | -  | -  | 1  | -  | -  | -  | -  | -  | -  | -  | 2   |

**Largest Home Win:** 33 (11/26/13 - A&M 88, Ark-Pine Bluff 55)      **Largest Home Loss:** 20 (12/31/13 - North Texas 61, A&M 41)      **Largest Road/Neutral Win:** 1 (1/11/14 - A&M 57, Tennessee 56)      **Largest Road/Neutral Loss:** 33 (2/1/14 - Florida 69, A&M 36)

# SEASON STATISTICS - ALL GAMES

| RECORD:        | OVERALL | HOME | AWAY | NEUTRAL |
|----------------|---------|------|------|---------|
| ALL GAMES      | 14-10   | 13-2 | 1-5  | 0-3     |
| CONFERENCE     | 5-6     | 4-1  | 1-5  | 0-0     |
| NON-CONFERENCE | 9-4     | 9-1  | 0-0  | 0-3     |

| ##             | Player              | gp-gs | min  | avg  | Total    |      | 3-Point |      | F-Throw |       | Rebounds |     |     |      |     | pts | avg |     |    |     |      |      |
|----------------|---------------------|-------|------|------|----------|------|---------|------|---------|-------|----------|-----|-----|------|-----|-----|-----|-----|----|-----|------|------|
|                |                     |       |      |      | fg-fga   | fg%  | 3fg-fga | 3fg% | ft-fa   | ft%   | off      | def | tot | avg  | pf  |     |     | dq  | a  | to  | blk  | stl  |
| 23             | Jones, Jamal        | 24-15 | 618  | 25.8 | 95-259   | .367 | 50-140  | .357 | 56-71   | .789  | 21       | 73  | 94  | 3.9  | 40  | 1   | 29  | 32  | 9  | 17  | 296  | 12.3 |
| 14             | Roberson, Kourtney  | 24-24 | 575  | 24.0 | 93-154   | .604 | 0-0     | .000 | 49-79   | .620  | 72       | 97  | 169 | 7.0  | 58  | 1   | 16  | 31  | 15 | 13  | 235  | 9.8  |
| 21             | Caruso, Alex        | 24-24 | 680  | 28.3 | 65-149   | .436 | 13-44   | .295 | 49-75   | .653  | 9        | 69  | 78  | 3.3  | 66  | 4   | 110 | 61  | 23 | 47  | 192  | 8.0  |
| 15             | Fitzgerald, Davonte | 24-4  | 377  | 15.7 | 62-162   | .383 | 18-63   | .286 | 32-54   | .593  | 16       | 38  | 54  | 2.3  | 43  | 0   | 3   | 14  | 17 | 5   | 174  | 7.3  |
| 11             | Reese, J-Mychal     | 6-0   | 96   | 16.0 | 15-32    | .469 | 3-7     | .429 | 9-13    | .692  | 2        | 10  | 12  | 2.0  | 12  | 0   | 6   | 12  | 2  | 3   | 42   | 7.0  |
| 05             | Green, Jordan       | 24-22 | 568  | 23.7 | 60-118   | .508 | 11-34   | .324 | 33-51   | .647  | 11       | 45  | 56  | 2.3  | 43  | 0   | 37  | 24  | 3  | 20  | 164  | 6.8  |
| 12             | Harris, Fabyon      | 22-5  | 511  | 23.2 | 46-108   | .426 | 17-57   | .298 | 27-36   | .750  | 2        | 46  | 48  | 2.2  | 33  | 0   | 40  | 28  | 2  | 16  | 136  | 6.2  |
| 02             | Smith, Shawn        | 23-14 | 501  | 21.8 | 46-135   | .341 | 12-50   | .240 | 35-54   | .648  | 13       | 60  | 73  | 3.2  | 26  | 0   | 29  | 19  | 4  | 11  | 139  | 6.0  |
| 24             | Space, Antwan       | 24-12 | 490  | 20.4 | 48-113   | .425 | 6-26    | .231 | 33-58   | .569  | 29       | 72  | 101 | 4.2  | 43  | 1   | 15  | 32  | 8  | 8   | 135  | 5.6  |
| 04             | Miller, Tavario     | 22-0  | 211  | 9.6  | 16-38    | .421 | 0-0     | .000 | 14-27   | .519  | 18       | 34  | 52  | 2.4  | 41  | 0   | 4   | 11  | 8  | 7   | 46   | 2.1  |
| 25             | Dobbins, Kyle       | 7-0   | 8    | 1.1  | 2-4      | .500 | 0-0     | .000 | 2-7     | .286  | 0        | 1   | 1   | 0.1  | 0   | 0   | 1   | 1   | 0  | 1   | 6    | 0.9  |
| 45             | Johns, Dylan        | 18-0  | 118  | 6.6  | 5-10     | .500 | 0-0     | .000 | 0-3     | .000  | 6        | 7   | 13  | 0.7  | 13  | 0   | 2   | 8   | 8  | 3   | 10   | 0.6  |
| 10             | McDonald, Blake     | 13-0  | 70   | 5.4  | 0-1      | .000 | 0-0     | .000 | 2-2     | 1.000 | 0        | 2   | 2   | 0.2  | 8   | 0   | 8   | 1   | 0  | 0   | 2    | 0.2  |
| 34             | Payton Carrell      | 1-0   | 0    | 0.0  | 0-0      | .000 | 0-0     | .000 | 0-0     | .000  | 0        | 0   | 0   | 0.0  | 0   | 0   | 0   | 0   | 0  | 0   | 0    | 0.0  |
| 20             | Thomas, Don         | 4-0   | 2    | 0.5  | 0-0      | .000 | 0-0     | .000 | 0-0     | .000  | 0        | 0   | 0   | 0.0  | 0   | 0   | 0   | 1   | 0  | 0   | 0    | 0.0  |
| Team           |                     |       |      |      |          |      |         |      |         |       | 35       | 35  | 70  |      |     |     | 5   |     |    |     |      |      |
| Total.....     |                     | 24    | 4825 |      | 553-1283 | .431 | 130-421 | .309 | 341-530 | .643  | 234      | 589 | 823 | 34.3 | 426 | 7   | 300 | 280 | 99 | 151 | 1577 | 65.7 |
| Opponents..... |                     | 24    | 4825 |      | 520-1289 | .403 | 138-458 | .301 | 337-490 | .688  | 267      | 598 | 865 | 36.0 | 453 | 8   | 294 | 321 | 93 | 158 | 1515 | 63.1 |

| TEAM STATISTICS        | TAMU     | OPP      | Date       | Opponent             | Score     | Att.  |
|------------------------|----------|----------|------------|----------------------|-----------|-------|
| SCORING                | 1577     | 1515     | 11/08/13   | BUFFALO              | w 82-58   | 4969  |
| Points per game        | 65.7     | 63.1     | 11/11/13   | MISSISSIPPI VALLEY S | w 91-67   | 4240  |
| Scoring margin         | +2.6     | -        | 11/15/13   | RICE                 | w 68-65   | 4816  |
| FIELD GOALS-ATT        | 553-1283 | 520-1289 | 11/19/13   | PRAIRIE VIEW A&M     | w 75-65   | 4194  |
| Field goal pct         | .431     | .403     | 11/24/13   | SAM HOUSTON ST       | w 79-62   | 4218  |
| 3 POINT FG-ATT         | 130-421  | 138-458  | 11/26/13   | ARK-PINE BLUFF       | w 88-55   | 4351  |
| 3-point FG pct         | .309     | .301     | 11/29/13   | vs Missouri State    | L 67-73   | 1613  |
| 3-pt FG made per game  | 5.4      | 5.8      | 11/30/13   | vs SMU               | L 52-55   | 900   |
| FREE THROWS-ATT        | 341-530  | 337-490  | 12/04/13   | HOUSTON              | w 74-57   | 4850  |
| Free throw pct         | .643     | .688     | 12/14/13   | MCNEESE STATE        | w 73-60   | 4392  |
| F-Throws made per game | 14.2     | 14.0     | 12/21/13   | vs Oklahoma          | L 52-64   | 5907  |
| REBOUNDS               | 823      | 865      | 12/31/13   | NORTH TEXAS          | L 41-61   | 4564  |
| Rebounds per game      | 34.3     | 36.0     | 01/04/14   | UTPA                 | w 63-46   | 5278  |
| Rebounding margin      | -1.7     | -        | * 01/08/14 | ARKANSAS             | w 69-53   | 5102  |
| ASSISTS                | 300      | 294      | * 01/11/14 | at Tennessee         | w 57-56   | 18079 |
| Assists per game       | 12.5     | 12.3     | * 01/15/14 | SOUTH CAROLINA       | w 75-67   | 9257  |
| TURNOVERS              | 280      | 321      | * 01/18/14 | at Mississippi State | Lot 72-81 | 7073  |
| Turnovers per game     | 11.7     | 13.4     | * 01/21/14 | at Kentucky          | L 51-68   | 22634 |
| Turnover margin        | +1.7     | -        | * 01/25/14 | VANDERBILT           | L 55-66   | 6520  |
| Assist/turnover ratio  | 1.1      | 0.9      | * 01/29/14 | at South Carolina    | L 52-80   | 9950  |
| STEALS                 | 151      | 158      | * 02/01/14 | at Florida           | L 36-69   | 12426 |
| Steals per game        | 6.3      | 6.6      | * 02/05/14 | MISSISSIPPI STATE    | w 72-52   | 4626  |
| BLOCKS                 | 99       | 93       | * 02/08/14 | at Georgia           | L 50-62   | 5831  |
| Blocks per game        | 4.1      | 3.9      | * 02/12/14 | LSU                  | w 83-73   | 4782  |
| ATTENDANCE             | 76159    | 84413    |            |                      |           |       |
| Home games-Avg/Game    | 15-5077  | 6-12666  |            |                      |           |       |
| Neutral site-Avg/Game  | -        | 3-2807   |            |                      |           |       |

\* = Conference game

| Score by Periods | 1st | 2nd | OT | Totals |
|------------------|-----|-----|----|--------|
| Texas A&M        | 741 | 831 | 5  | 1577   |
| Opponents        | 732 | 769 | 14 | 1515   |

# SEASON STATISTICS - SEC GAMES ONLY

| RECORD:        | OVERALL | HOME | AWAY | NEUTRAL |
|----------------|---------|------|------|---------|
| ALL GAMES      | 5-6     | 4-1  | 1-5  | 0-0     |
| CONFERENCE     | 5-6     | 4-1  | 1-5  | 0-0     |
| NON-CONFERENCE | 0-0     | 0-0  | 0-0  | 0-0     |

| ##             | Player              | gp-gs | min  | avg  | Total   |      | 3-Point |      | F-Throw |      | Rebounds |     |     | pf   | dq  | a | to  | blk | stl | pts | avg |      |
|----------------|---------------------|-------|------|------|---------|------|---------|------|---------|------|----------|-----|-----|------|-----|---|-----|-----|-----|-----|-----|------|
|                |                     |       |      |      | fg-fga  | fg%  | 3fg-fga | 3fg% | ft-fga  | ft%  | off      | def | tot |      |     |   |     |     |     |     |     |      |
| 23             | Jones, Jamal        | 11-10 | 327  | 29.7 | 52-145  | .359 | 25-71   | .352 | 41-51   | .804 | 12       | 36  | 48  | 4.4  | 23  | 1 | 16  | 15  | 2   | 6   | 170 | 15.5 |
| 15             | Fitzgerald, Davonte | 11-0  | 178  | 16.2 | 36-88   | .409 | 12-34   | .353 | 11-20   | .550 | 5        | 21  | 26  | 2.4  | 23  | 0 | 1   | 7   | 7   | 4   | 95  | 8.6  |
| 14             | Roberson, Kourtney  | 11-11 | 273  | 24.8 | 38-63   | .603 | 0-0     | .000 | 16-30   | .533 | 28       | 37  | 65  | 5.9  | 30  | 1 | 5   | 13  | 3   | 4   | 92  | 8.4  |
| 02             | Smith, Shawn        | 11-7  | 262  | 23.8 | 24-70   | .343 | 4-23    | .174 | 22-36   | .611 | 3        | 29  | 32  | 2.9  | 12  | 0 | 16  | 4   | 2   | 9   | 74  | 6.7  |
| 21             | Caruso, Alex        | 11-11 | 325  | 29.5 | 22-59   | .373 | 4-14    | .286 | 20-34   | .588 | 3        | 32  | 35  | 3.2  | 38  | 4 | 52  | 31  | 7   | 19  | 68  | 6.2  |
| 05             | Green, Jordan       | 11-9  | 251  | 22.8 | 21-51   | .412 | 6-15    | .400 | 9-18    | .500 | 4        | 19  | 23  | 2.1  | 20  | 0 | 13  | 12  | 1   | 9   | 57  | 5.2  |
| 12             | Harris, Fabyon      | 10-4  | 222  | 22.2 | 19-46   | .413 | 6-22    | .273 | 5-9     | .556 | 1        | 20  | 21  | 2.1  | 12  | 0 | 12  | 13  | 0   | 8   | 49  | 4.9  |
| 24             | Space, Antwan       | 11-3  | 190  | 17.3 | 13-36   | .361 | 4-11    | .364 | 7-16    | .438 | 13       | 19  | 32  | 2.9  | 24  | 1 | 9   | 12  | 0   | 2   | 37  | 3.4  |
| 04             | Miller, Tavario     | 9-0   | 91   | 10.1 | 8-17    | .471 | 0-0     | .000 | 10-16   | .625 | 9        | 16  | 25  | 2.8  | 19  | 0 | 2   | 1   | 2   | 3   | 26  | 2.9  |
| 45             | Dylan Johns         | 7-0   | 63   | 9.0  | 2-6     | .333 | 0-0     | .000 | 0-2     | .000 | 4        | 4   | 8   | 1.1  | 8   | 0 | 0   | 4   | 3   | 2   | 4   | 0.6  |
| 25             | Kyle Dobbins        | 3-0   | 3    | 1.0  | 0-2     | .000 | 0-0     | .000 | 0-2     | .000 | 0        | 0   | 0   | 0.0  | 0   | 0 | 1   | 0   | 0   | 1   | 0   | 0.0  |
| 10             | Blake McDonald      | 6-0   | 40   | 6.7  | 0-0     | .000 | 0-0     | .000 | 0-0     | .000 | 0        | 0   | 0   | 0.0  | 4   | 0 | 3   | 0   | 0   | 0   | 0   | 0.0  |
| 34             | Payton Carrell      | 1-0   | 0    | 0.0  | 0-0     | .000 | 0-0     | .000 | 0-0     | .000 | 0        | 0   | 0   | 0.0  | 0   | 0 | 0   | 0   | 0   | 0   | 0   | 0.0  |
| Team           |                     |       |      |      |         |      |         |      |         |      | 15       | 14  | 29  |      |     |   | 3   |     |     |     |     |      |
| Total.....     |                     | 11    | 2225 |      | 235-583 | .403 | 61-190  | .321 | 141-234 | .603 | 97       | 247 | 344 | 31.3 | 213 | 7 | 130 | 115 | 27  | 67  | 672 | 61.1 |
| Opponents..... |                     | 11    | 2225 |      | 246-565 | .435 | 59-201  | .294 | 176-253 | .696 | 119      | 299 | 418 | 38.0 | 202 | 4 | 137 | 148 | 57  | 66  | 727 | 66.1 |

| TEAM STATISTICS        | TAMU    | OPP     | Date       | Opponent             | Score     | Att.  |
|------------------------|---------|---------|------------|----------------------|-----------|-------|
| SCORING                | 672     | 727     | * 01/08/14 | ARKANSAS             | w 69-53   | 5102  |
| Points per game        | 61.1    | 66.1    | * 01/11/14 | at Tennessee         | w 57-56   | 18079 |
| Scoring margin         | -5.0    | -       | * 01/15/14 | SOUTH CAROLINA       | w 75-67   | 9257  |
| FIELD GOALS-ATT        | 235-583 | 246-565 | * 01/18/14 | at Mississippi State | Lot 72-81 | 7073  |
| Field goal pct         | .403    | .435    | * 01/21/14 | at Kentucky          | L 51-68   | 22634 |
| 3 POINT FG-ATT         | 61-190  | 59-201  | * 01/25/14 | VANDERBILT           | L 55-66   | 6520  |
| 3-point FG pct         | .321    | .294    | * 01/29/14 | at South Carolina    | L 52-80   | 9950  |
| 3-pt FG made per game  | 5.5     | 5.4     | * 02/01/14 | at Florida           | L 36-69   | 12426 |
| FREE THROWS-ATT        | 141-234 | 176-253 | * 02/05/14 | MISSISSIPPI STATE    | w 72-52   | 4626  |
| Free throw pct         | .603    | .696    | * 02/08/14 | at Georgia           | L 50-62   | 5831  |
| F-Throws made per game | 12.8    | 16.0    | * 02/12/14 | LSU                  | w 83-73   | 4782  |
| REBOUNDS               | 344     | 418     |            |                      |           |       |
| Rebounds per game      | 31.3    | 38.0    |            |                      |           |       |
| Rebounding margin      | -6.7    | -       |            |                      |           |       |
| ASSISTS                | 130     | 137     |            |                      |           |       |
| Assists per game       | 11.8    | 12.5    |            |                      |           |       |
| TURNOVERS              | 115     | 148     |            |                      |           |       |
| Turnovers per game     | 10.5    | 13.5    |            |                      |           |       |
| Turnover margin        | +3.0    | -       |            |                      |           |       |
| Assist/turnover ratio  | 1.1     | 0.9     |            |                      |           |       |
| STEALS                 | 67      | 66      |            |                      |           |       |
| Steals per game        | 6.1     | 6.0     |            |                      |           |       |
| BLOCKS                 | 27      | 57      |            |                      |           |       |
| Blocks per game        | 2.5     | 5.2     |            |                      |           |       |
| ATTENDANCE             | 30287   | 75993   |            |                      |           |       |
| Home games-Avg/Game    | 5-6057  | 6-12666 |            |                      |           |       |
| Neutral site-Avg/Game  | -       | 0-0     |            |                      |           |       |

\* = Conference game

| Score by Periods | 1st | 2nd | OT | Totals |
|------------------|-----|-----|----|--------|
| Texas A&M        | 299 | 368 | 5  | 672    |
| Opponents        | 355 | 358 | 14 | 727    |



# SEASON STATISTICS - HOME GAMES ONLY

| #              | Player              | gp-gs | min  | avg  | Total   |      | 3-Point |      | F-Throw |       | Rebounds |     |     |      |     | a | to  | blk | stl | pts | avg  |      |  |  |   |  |  |  |  |  |
|----------------|---------------------|-------|------|------|---------|------|---------|------|---------|-------|----------|-----|-----|------|-----|---|-----|-----|-----|-----|------|------|--|--|---|--|--|--|--|--|
|                |                     |       |      |      | fg-fga  | fg%  | 3fg-fga | 3fg% | ft-fga  | ft%   | off      | def | tot | avg  | pf  |   |     |     |     |     |      | dq   |  |  |   |  |  |  |  |  |
| 23             | Jones, Jamal        | 15-9  | 399  | 26.6 | 64-159  | .403 | 38-94   | .404 | 31-39   | .795  | 11       | 52  | 63  | 4.2  | 24  | 0 | 23  | 17  | 7   | 9   | 197  | 13.1 |  |  |   |  |  |  |  |  |
| 14             | Roberson, Kourtney  | 15-15 | 363  | 24.2 | 66-102  | .647 | 0-0     | .000 | 33-58   | .569  | 45       | 65  | 110 | 7.3  | 33  | 0 | 13  | 22  | 14  | 9   | 165  | 11.0 |  |  |   |  |  |  |  |  |
| 21             | Caruso, Alex        | 15-15 | 424  | 28.3 | 44-96   | .458 | 11-34   | .324 | 32-46   | .696  | 5        | 46  | 51  | 3.4  | 33  | 1 | 82  | 36  | 18  | 32  | 131  | 8.7  |  |  |   |  |  |  |  |  |
| 05             | Green, Jordan       | 15-14 | 357  | 23.8 | 42-72   | .583 | 8-18    | .444 | 25-37   | .676  | 5        | 32  | 37  | 2.5  | 28  | 0 | 28  | 14  | 3   | 13  | 117  | 7.8  |  |  |   |  |  |  |  |  |
| 02             | Smith, Shawn        | 14-9  | 316  | 22.6 | 35-88   | .398 | 12-38   | .316 | 24-34   | .706  | 10       | 43  | 53  | 3.8  | 16  | 0 | 25  | 12  | 3   | 7   | 106  | 7.6  |  |  |   |  |  |  |  |  |
| 12             | Harris, Fabyon      | 14-3  | 325  | 23.2 | 34-75   | .453 | 12-38   | .316 | 24-26   | .923  | 2        | 27  | 29  | 2.1  | 20  | 0 | 27  | 19  | 2   | 10  | 104  | 7.4  |  |  |   |  |  |  |  |  |
| 15             | Fitzgerald, Davonte | 15-2  | 230  | 15.3 | 39-93   | .419 | 10-35   | .286 | 22-38   | .579  | 11       | 18  | 29  | 1.9  | 20  | 0 | 3   | 7   | 13  | 4   | 110  | 7.3  |  |  |   |  |  |  |  |  |
| 11             | Reese, J-Mychal     | 4-0   | 58   | 14.5 | 11-20   | .550 | 3-4     | .750 | 2-4     | .500  | 2        | 6   | 8   | 2.0  | 8   | 0 | 6   | 9   | 2   | 3   | 27   | 6.8  |  |  |   |  |  |  |  |  |
| 24             | Space, Antwan       | 15-8  | 315  | 21.0 | 30-66   | .455 | 2-13    | .154 | 29-50   | .580  | 19       | 53  | 72  | 4.8  | 23  | 1 | 13  | 21  | 8   | 5   | 91   | 6.1  |  |  |   |  |  |  |  |  |
| 04             | Miller, Tavario     | 13-0  | 105  | 8.1  | 9-19    | .474 | 0-0     | .000 | 10-18   | .556  | 11       | 18  | 29  | 2.2  | 20  | 0 | 2   | 6   | 6   | 1   | 28   | 2.2  |  |  |   |  |  |  |  |  |
| 25             | Dobbins, Kyle       | 5-0   | 6    | 1.2  | 2-3     | .667 | 0-0     | .000 | 2-5     | .400  | 0        | 1   | 1   | 0.2  | 0   | 0 | 1   | 1   | 0   | 1   | 6    | 1.2  |  |  |   |  |  |  |  |  |
| 45             | Johns, Dylan        | 11-0  | 61   | 5.5  | 2-5     | .400 | 0-0     | .000 | 0-1     | .000  | 4        | 4   | 8   | 0.7  | 8   | 0 | 2   | 4   | 4   | 1   | 4    | 0.4  |  |  |   |  |  |  |  |  |
| 10             | McDonald, Blake     | 8-0   | 39   | 4.9  | 0-1     | .000 | 0-0     | .000 | 2-2     | 1.000 | 0        | 2   | 2   | 0.3  | 5   | 0 | 5   | 1   | 0   | 0   | 2    | 0.3  |  |  |   |  |  |  |  |  |
| 20             | Thomas, Don         | 4-0   | 2    | 0.5  | 0-0     | .000 | 0-0     | .000 | 0-0     | .000  | 0        | 0   | 0   | 0.0  | 0   | 0 | 0   | 1   | 0   | 0   | 0    | 0.0  |  |  |   |  |  |  |  |  |
| Team           |                     |       |      |      |         |      |         |      |         |       | 21       | 26  | 47  |      |     |   |     |     |     |     |      |      |  |  | 2 |  |  |  |  |  |
| Total.....     |                     | 15    | 3000 |      | 378-799 | .473 | 96-274  | .350 | 236-358 | .659  | 146      | 393 | 539 | 35.9 | 238 | 2 | 230 | 172 | 80  | 95  | 1088 | 72.5 |  |  |   |  |  |  |  |  |
| Opponents..... |                     | 15    | 3000 |      | 319-825 | .387 | 91-304  | .299 | 178-267 | .667  | 160      | 342 | 502 | 33.5 | 295 | 7 | 191 | 200 | 45  | 99  | 907  | 60.5 |  |  |   |  |  |  |  |  |

# SEASON STATISTICS - ROAD GAMES ONLY

| #          | Player             | gp-gs | min  | avg  | Total   |      | 3-Point |      | F-Throw |      | Rebounds |     |     |      |     | a | to | blk | stl | pts | avg |      |  |  |   |  |  |  |  |  |
|------------|--------------------|-------|------|------|---------|------|---------|------|---------|------|----------|-----|-----|------|-----|---|----|-----|-----|-----|-----|------|--|--|---|--|--|--|--|--|
|            |                    |       |      |      | fg-fga  | fg%  | 3fg-fga | 3fg% | ft-fga  | ft%  | off      | def | tot | avg  | pf  |   |    |     |     |     |     | dq   |  |  |   |  |  |  |  |  |
| 23         | Jamal Jones        | 6-5   | 173  | 28.8 | 27-81   | .333 | 10-36   | .278 | 24-31   | .774 | 8        | 17  | 25  | 4.2  | 12  | 1 | 6  | 10  | 2   | 3   | 88  | 14.7 |  |  |   |  |  |  |  |  |
| 15         | Davonte Fitzgerald | 6-0   | 106  | 17.7 | 19-55   | .345 | 5-21    | .238 | 4-9     | .444 | 2        | 15  | 17  | 2.8  | 16  | 0 | 0  | 6   | 3   | 1   | 47  | 7.8  |  |  |   |  |  |  |  |  |
| 21         | Alex Caruso        | 6-6   | 181  | 30.2 | 14-34   | .412 | 2-6     | .333 | 12-21   | .571 | 2        | 15  | 17  | 2.8  | 23  | 3 | 21 | 16  | 0   | 12  | 42  | 7.0  |  |  |   |  |  |  |  |  |
| 14         | Kourtney Roberson  | 6-6   | 136  | 22.7 | 16-29   | .552 | 0-0     | .000 | 9-11    | .818 | 13       | 17  | 30  | 5.0  | 18  | 1 | 1  | 6   | 1   | 2   | 41  | 6.8  |  |  |   |  |  |  |  |  |
| 02         | Shawn Smith        | 6-4   | 136  | 22.7 | 9-33    | .273 | 0-8     | .000 | 10-18   | .556 | 1        | 14  | 15  | 2.5  | 8   | 0 | 2  | 4   | 1   | 4   | 28  | 4.7  |  |  |   |  |  |  |  |  |
| 24         | Antwan Space       | 6-2   | 97   | 16.2 | 9-22    | .409 | 4-8     | .500 | 2-4     | .500 | 4        | 8   | 12  | 2.0  | 13  | 0 | 2  | 6   | 0   | 1   | 24  | 4.0  |  |  |   |  |  |  |  |  |
| 12         | Fabyon Harris      | 5-2   | 119  | 23.8 | 7-20    | .350 | 4-11    | .364 | 0-4     | .000 | 0        | 12  | 12  | 2.4  | 8   | 0 | 9  | 7   | 0   | 5   | 18  | 3.6  |  |  |   |  |  |  |  |  |
| 05         | Jordan Green       | 6-5   | 132  | 22.0 | 7-24    | .292 | 2-8     | .250 | 0-2     | .000 | 3        | 5   | 8   | 1.3  | 11  | 0 | 6  | 8   | 0   | 3   | 16  | 2.7  |  |  |   |  |  |  |  |  |
| 04         | Tavario Miller     | 6-0   | 65   | 10.8 | 4-11    | .364 | 0-0     | .000 | 4-8     | .500 | 4        | 12  | 16  | 2.7  | 15  | 0 | 1  | 1   | 2   | 3   | 12  | 2.0  |  |  |   |  |  |  |  |  |
| 45         | Dylan Johns        | 5-0   | 47   | 9.4  | 1-2     | .500 | 0-0     | .000 | 0-2     | .000 | 1        | 2   | 3   | 0.6  | 4   | 0 | 0  | 4   | 2   | 2   | 2   | 0.4  |  |  |   |  |  |  |  |  |
| 25         | Kyle Dobbins       | 2-0   | 2    | 1.0  | 0-1     | .000 | 0-0     | .000 | 0-2     | .000 | 0        | 0   | 0   | 0.0  | 0   | 0 | 0  | 0   | 0   | 0   | 0   | 0.0  |  |  |   |  |  |  |  |  |
| 10         | Blake McDonald     | 5-0   | 31   | 6.2  | 0-0     | .000 | 0-0     | .000 | 0-0     | .000 | 0        | 0   | 0   | 0.0  | 3   | 0 | 3  | 0   | 0   | 0   | 0   | 0.0  |  |  |   |  |  |  |  |  |
| 34         | Payton Carrell     | 1-0   | 0    | 0.0  | 0-0     | .000 | 0-0     | .000 | 0-0     | .000 | 0        | 0   | 0   | 0.0  | 0   | 0 | 0  | 0   | 0   | 0   | 0   | 0.0  |  |  |   |  |  |  |  |  |
| Team       |                    |       |      |      |         |      |         |      |         |      | 11       | 7   | 18  |      |     |   |    |     |     |     |     |      |  |  | 2 |  |  |  |  |  |
| Total..... |                    | 6     | 1225 |      | 113-312 | .362 | 27-98   | .276 | 65-112  | .580 | 49       | 124 | 173 | 28.8 | 131 | 5 | 51 | 70  | 11  | 36  | 318 | 53.0 |  |  |   |  |  |  |  |  |

# SEASON STATISTICS - NEUTRAL GAMES ONLY

| #              | Player              | gp-gs | min | avg  | Total  |      | 3-Point |      | F-Throw |       | Rebounds |     |     |      |    | a | to | blk | stl | pts | avg |      |  |  |   |  |  |  |  |  |
|----------------|---------------------|-------|-----|------|--------|------|---------|------|---------|-------|----------|-----|-----|------|----|---|----|-----|-----|-----|-----|------|--|--|---|--|--|--|--|--|
|                |                     |       |     |      | fg-fga | fg%  | 3fg-fga | 3fg% | ft-fga  | ft%   | off      | def | tot | avg  | pf |   |    |     |     |     |     | dq   |  |  |   |  |  |  |  |  |
| 05             | Green, Jordan       | 3-3   | 79  | 26.3 | 11-22  | .500 | 1-8     | .125 | 8-12    | .667  | 3        | 8   | 11  | 3.7  | 4  | 0 | 3  | 2   | 0   | 4   | 31  | 10.3 |  |  |   |  |  |  |  |  |
| 14             | Roberson, Kourtney  | 3-3   | 76  | 25.3 | 11-23  | .478 | 0-0     | .000 | 7-10    | .700  | 14       | 15  | 29  | 9.7  | 7  | 0 | 2  | 3   | 0   | 2   | 29  | 9.7  |  |  |   |  |  |  |  |  |
| 11             | Reese, J-Mychal     | 2-0   | 38  | 19.0 | 4-12   | .333 | 0-3     | .000 | 7-9     | .778  | 0        | 4   | 4   | 2.0  | 4  | 0 | 0  | 3   | 0   | 0   | 15  | 7.5  |  |  |   |  |  |  |  |  |
| 24             | Space, Antwan       | 3-2   | 78  | 26.0 | 9-25   | .360 | 0-5     | .000 | 2-4     | .500  | 6        | 11  | 17  | 5.7  | 7  | 0 | 0  | 5   | 0   | 2   | 20  | 6.7  |  |  |   |  |  |  |  |  |
| 21             | Caruso, Alex        | 3-3   | 75  | 25.0 | 7-19   | .368 | 0-4     | .000 | 5-8     | .625  | 2        | 8   | 10  | 3.3  | 10 | 0 | 7  | 9   | 5   | 3   | 19  | 6.3  |  |  |   |  |  |  |  |  |
| 15             | Fitzgerald, Davonte | 3-2   | 41  | 13.7 | 4-14   | .286 | 3-7     | .429 | 6-7     | .857  | 3        | 5   | 8   | 2.7  | 7  | 0 | 0  | 1   | 1   | 0   | 17  | 5.7  |  |  |   |  |  |  |  |  |
| 12             | Harris, Fabyon      | 3-0   | 67  | 22.3 | 5-13   | .385 | 1-8     | .125 | 3-6     | .500  | 0        | 7   | 7   | 2.3  | 5  | 0 | 4  | 2   | 0   | 1   | 14  | 4.7  |  |  |   |  |  |  |  |  |
| 23             | Jones, Jamal        | 3-1   | 46  | 15.3 | 4-19   | .211 | 2-10    | .200 | 1-1     | 1.000 | 2        | 4   | 6   | 2.0  | 4  | 0 | 0  | 5   | 0   | 5   | 11  | 3.7  |  |  |   |  |  |  |  |  |
| 04             | Miller, Tavario     | 3-0   | 41  | 13.7 | 3-8    | .375 | 0-0     | .000 | 0-1     | .000  | 3        | 4   | 7   | 2.3  | 6  | 0 | 1  | 4   | 0   | 3   | 6   | 2.0  |  |  |   |  |  |  |  |  |
| 45             | Johns, Dylan        | 2-0   | 10  | 5.0  | 2-3    | .667 | 0-0     | .000 | 0-0     | .000  | 1        | 1   | 2   | 1.0  | 1  | 0 | 0  | 0   | 2   | 0   | 4   | 2.0  |  |  |   |  |  |  |  |  |
| 02             | Smith, Shawn        | 3-1   | 49  | 16.3 | 2-14   | .143 | 0-4     | .000 | 1-2     | .500  | 2        | 3   | 5   | 1.7  | 2  | 0 | 2  | 3   | 0   | 0   | 5   | 1.7  |  |  |   |  |  |  |  |  |
| Team           |                     |       |     |      |        |      |         |      |         |       | 3        | 2   | 5   |      |    |   |    |     |     |     |     |      |  |  | 1 |  |  |  |  |  |
| Total.....     |                     | 3     | 600 |      | 62-172 | .360 | 7-49    | .143 | 40-60   | .667  | 39       | 72  | 111 | 37.0 | 57 | 0 | 19 | 38  | 8   | 20  | 171 | 57.0 |  |  |   |  |  |  |  |  |
| Opponents..... |                     | 3     | 600 |      | 63-160 | .394 | 18-55   | .327 | 48-62   | .774  | 35       | 82  | 117 | 39.0 | 56 | 0 | 34 | 42  | 14  | 19  | 192 | 64.0 |  |  |   |  |  |  |  |  |

# 2013-14 TEAM GAME-BY-GAME

| Date                 | Opponent             | Score         | — TOTAL —       |             |                |             | — 3-PTRS —     |              | — REBOUNDS —       |             |            |            | PF         | A         | TO         | Blk         | Stl         | Pts  | Avg |
|----------------------|----------------------|---------------|-----------------|-------------|----------------|-------------|----------------|--------------|--------------------|-------------|------------|------------|------------|-----------|------------|-------------|-------------|------|-----|
|                      |                      |               | FG-FGA          | Pct         | 3FG-FGA        | Pct         | FT-FTA         | Pct          | Off-Def-Tot        | Avg         |            |            |            |           |            |             |             |      |     |
| N 8                  | BUFFALO              | W, 83-58      | 32-67           | .478        | 8-20           | .400        | 10-19          | .526         | 11-35              | 46          | 46         | 17         | 17         | 10        | 5          | 8           | 82          | 82.0 |     |
| N 11                 | MISS VALLEY ST.      | W, 91-67      | <b>35-58</b>    | <b>.603</b> | 5-17           | .294        | 16-24          | .667         | 7-34               | 41          | 43.5       | 24         | 15         | 12        | <b>12</b>  | 6           | <b>91</b>   | 86.5 |     |
| N 15                 | RICE                 | W, 68-65      | 20-49           | .408        | 3-18           | .167        | 25-37          | .676         | 12-26              | 38          | 41.7       | 14         | 13         | 8         | 2          | 5           | 68          | 80.3 |     |
| N 19                 | PRAIRIE VIEW A&M     | W, 75-65      | 23-45           | .511        | 2-13           | .154        | <b>27-38</b>   | .711         | 11-21              | 32          | 39.2       | 16         | 12         | 16        | 7          | <b>11</b>   | 75          | 79.0 |     |
| N 24                 | SAM HOUSTON STATE    | W, 79-62      | 28-49           | .571        | 4-10           | .400        | 19-30          | .633         | 8-33               | 41          | 39.6       | 25         | 14         | <b>17</b> | 7          | 4           | 79          | 79.0 |     |
| N 26                 | ARKANSAS-PINE BLUFF  | W, 88-55      | 28-47           | .596        | 9-15           | <b>.600</b> | 23-35          | .657         | 9-26               | 35          | 38.8       | 13         | 19         | 15        | 10         | 9           | 88          | 80.5 |     |
| N 29                 | vs Missouri State    | L, 67-73      | 27-56           | .482        | 2-16           | .125        | 11-16          | .688         | 9-26               | 35          | 38.3       | 19         | 8          | 14        | 3          | 5           | 67          | 78.6 |     |
| N 30                 | vs SMU               | L, 52-55      | 17-49           | .347        | 3-10           | .300        | 15-20          | .750         | 12-25              | 37          | 38.1       | 18         | 4          | 12        | 3          | 4           | 52          | 75.2 |     |
| D 4                  | HOUSTON              | W, 74-57      | 29-58           | .500        | <b>10-23</b>   | .435        | 6-6            | <b>1.000</b> | 6-27               | 33          | 37.6       | 13         | <b>22</b>  | 10        | 10         | 4           | 74          | 75.1 |     |
| D 14                 | MCNEESE STATE        | W, 73-60      | 25-54           | .463        | <b>10-22</b>   | .455        | 13-14          | .929         | 8-25               | 33          | 37.1       | 13         | 19         | 9         | 1          | 6           | 73          | 74.9 |     |
| D 21                 | vs Oklahoma          | L, 52-64      | <b>18-67</b>    | .269        | 2-23           | .087        | 14-24          | .583         | <b>18-21</b>       | 39          | 37.3       | 20         | 7          | 12        | 2          | <b>11</b>   | 52          | 72.8 |     |
| D 31                 | NORTH TEXAS          | L, 41-61      | 15-50           | .300        | 4-18           | .222        | 7-15           | .467         | 12-18              | 30          | 36.6       | 10         | 7          | <b>17</b> | 3          | 5           | 41          | 74.6 |     |
| J 4                  | UTPA                 | W, 63-46      | 21-51           | .412        | <b>7-26</b>    | .269        | 14-18          | .778         | 14-25              | 39          | 36.8       | 11         | 13         | 13        | 7          | 6           | 63          | 69.6 |     |
| J 8                  | ARKANSAS             | W, 69-53      | 24-59           | .407        | 7-17           | .412        | 14-21          | .667         | 11-31              | 42          | 37.3       | 15         | 18         | 11        | 7          | 10          | 69          | 73.0 |     |
| J 11                 | at Tennessee         | W, 57-56      | 20-50           | .400        | 8-15           | .533        | 9-18           | .500         | 8-19               | 27          | 36.5       | 19         | 12         | 8         | 4          | 8           | 57          | 68.7 |     |
| J 15                 | SOUTH CAROLINA       | W, 75-67      | 22-40           | .550        | 7-16           | .438        | <b>24-41</b>   | .585         | 6-19               | 25          | 35.8       | 20         | 14         | 11        | 3          | 6           | 75          | 69.1 |     |
| J 18                 | at Mississippi State | L, 72-81 (OT) | 25-56           | .446        | 8-20           | .400        | 14-21          | .667         | 6-27               | 33          | 35.6       | <b>27</b>  | 13         | 15        | 0          | 5           | 72          | 69.3 |     |
| J 21                 | at Kentucky          | L, 51-68      | 19-51           | .373        | 2-8            | .250        | 11-21          | .524         | 6-18               | 24          | 35.0       | 23         | 6          | 11        | 2          | 6           | 51          | 68.3 |     |
| J 25                 | VANDERBILT           | L, 55-66      | 19-57           | .333        | 4-18           | .222        | 13-17          | .765         | 12-21              | 33          | 36.0       | 17         | 9          | 6         | 2          | 3           | 55          | 71.8 |     |
| J 29                 | at South Carolina    | L, 52-80      | 16-45           | .356        | 4-16           | .250        | 16-29          | .552         | 11-14              | 25          | 34.4       | 23         | 11         | 18        | 2          | 10          | 52          | 66.8 |     |
| F 2                  | at Florida           | L, 36-69      | 14-54           | .259        | 4-20           | .200        | 4-9            | .444         | 5-22               | 27          | 34.0       | 22         | 6          | 10        | 1          | 3           | 36          | 65.3 |     |
| F 5                  | MISSISSIPPI STATE    | W, 72-52      | 29-57           | .509        | 6-18           | .333        | 8-17           | .471         | 7-25               | 32          | 34.0       | 14         | <b>22</b>  | 6         | 2          | 7           | 72          | 65.6 |     |
| F 8                  | at Georgia           | L, 50-62      | 19-56           | .339        | 1-19           | .053        | 11-14          | .786         | 13-24              | 37          | 34.1       | 17         | 3          | 8         | 2          | 4           | 50          | 65.0 |     |
| F 12                 | LSU                  | W, 83-73      | 28-58           | .483        | 10-23          | .435        | 17-26          | .654         | 12-27              | 39          | 34.3       | 16         | 16         | 11        | 2          | 5           | 83          | 65.7 |     |
| <b>Texas A&amp;M</b> |                      | <b>1,577</b>  | <b>553-1283</b> | <b>.431</b> | <b>130-421</b> | <b>.309</b> | <b>341-530</b> | <b>.643</b>  | <b>234-589-823</b> | <b>34.3</b> | <b>426</b> | <b>300</b> | <b>280</b> | <b>99</b> | <b>151</b> | <b>1577</b> | <b>65.7</b> |      |     |
| <b>Opponents</b>     |                      | <b>1,515</b>  | <b>520-1289</b> | <b>.403</b> | <b>138-458</b> | <b>.301</b> | <b>337-490</b> | <b>.688</b>  | <b>267-598-865</b> | <b>36.0</b> | <b>453</b> | <b>294</b> | <b>321</b> | <b>93</b> | <b>158</b> | <b>1515</b> | <b>63.1</b> |      |     |

# 2013-14 GAME-BY-GAME COMPARISON

| Date | Opponent             | 1st   | 2nd   | Score | Mar   | Total FG    | FG Pct    | 3-Pointers | 3FG Pct   | Free Throws | FT Pct     | Rebounds | Mar   | Assist | TOVer | Block | Steal | Fouls |
|------|----------------------|-------|-------|-------|-------|-------------|-----------|------------|-----------|-------------|------------|----------|-------|--------|-------|-------|-------|-------|
| N 8  | BUFFALO              | 39/31 | 43/27 | 82-58 | -24   | 32-67/20-64 | .478/.313 | 8-20/7-23  | .400/.304 | 10-19/11-19 | .526/.579  | 46/43    | -3    | 17/13  | 10/14 | 5/3   | 8/3   | 17/17 |
| N 11 | MISS VALLEY ST.      | 42/35 | 49/32 | 91-67 | -24   | 35-58/19-62 | .603/.306 | 5-17/5-17  | .294/.294 | 16-24/24-31 | .667/.774  | 41/31    | -10   | 15/9   | 12/10 | 12/0  | 6/7   | 24/21 |
| N 15 | RICE                 | 34/33 | 34/32 | 68-65 | +3    | 20-49/24-53 | .408/.453 | 3-18/9-29  | .167/.310 | 25-37/8-10  | .676/.800  | 38/30    | -8    | 13/17  | 8/13  | 2/4   | 5/8   | 14/24 |
| N 19 | PRAIRIE VIEW A&M     | 40/26 | 35/39 | 75-65 | -10   | 23-45/24-57 | .511/.421 | 2-13/9-23  | .154/.391 | 27-38/8-14  | .711/.571  | 32/33    | (-1)  | 12/16  | 16/18 | 7/1   | 11/8  | 16/25 |
| N 24 | SAM HOUSTON STATE    | 34/25 | 45/37 | 79-62 | +17   | 28-49/20-53 | .571/.377 | 4-10/2-12  | .400/.167 | 19-30/20-33 | .633/.606  | 41/29    | -12   | 14/7   | 17/10 | 7/0   | 4/11  | 25/26 |
| N 26 | ARKANSAS-PINE BLUFF  | 44/29 | 44/26 | 88-55 | -33   | 28-47/21-62 | .596/.339 | 9-15/6-20  | .600/.300 | 23-35/7-13  | .657/.538  | 35/35    | -     | 19/10  | 15/18 | 10/2  | 9/10  | 13/22 |
| N 29 | vs Missouri State    | 29/24 | 38/49 | 67-73 | (-6)  | 27-56/22-57 | .482/.386 | 2-16/8-26  | .125/.308 | 11-16/21-23 | .688/.913  | 35/34    | +1    | 8/12   | 14/9  | 3/1   | 5/8   | 19/17 |
| N 30 | vs SMU               | 30/26 | 22/29 | 52-55 | (-3)  | 17-49/20-50 | .347/.400 | 3-10/4-11  | .300/.364 | 15-20/11-19 | .750/.579  | 37/33    | -4    | 4/11   | 12/11 | 3/8   | 4/7   | 18/19 |
| D 4  | HOUSTON              | 38/32 | 36/25 | 74-57 | +17   | 29-58/21-62 | .500/.339 | 10-23/3-15 | .435/.200 | 6-6/12-15   | 1.000/.800 | 33/38    | (-5)  | 22/14  | 10/11 | 10/5  | 4/2   | 13/10 |
| D 14 | MCNEESE STATE        | 44/31 | 29/29 | 73-60 | -13   | 25-54/20-51 | .463/.392 | 10-22/8-22 | .455/.364 | 13-14/12-18 | .929/.667  | 33/30    | -3    | 19/10  | 9/11  | 1/2   | 6/5   | 13/15 |
| D 12 | vs Oklahoma          | 14/23 | 38/41 | 52-64 | (-12) | 18-67/21-53 | .269/.396 | 2-23/6-18  | .087/.333 | 14-24/16-20 | .583/.800  | 39/50    | (-11) | 7/11   | 12/22 | 2/5   | 11/4  | 20/20 |
| D 31 | NORTH TEXAS          | 19/36 | 22/25 | 41-61 | (-20) | 15-50/25-49 | .300/.510 | 4-18/5-14  | .222/.357 | 7-15/6-14   | .467/.429  | 30/33    | (-3)  | 7/16   | 17/14 | 3/2   | 5/13  | 10/18 |
| J 4  | UTPA                 | 35/26 | 28/20 | 63-46 | +17   | 21-51/17-51 | .412/.333 | 7-26/7-27  | .269/.259 | 14-18/5-8   | .778/.625  | 39/28    | -11   | 13/11  | 13/12 | 7/3   | 6/6   | 11/17 |
| J 8  | ARKANSAS             | 35/33 | 34/20 | 69-53 | -16   | 24-59/21-58 | .407/.362 | 7-17/4-19  | .412/.211 | 14-21/7-14  | .667/.500  | 42/38    | -4    | 18/14  | 11/14 | 7/6   | 10/4  | 15/18 |
| J 11 | at Tennessee         | 18/32 | 39/24 | 57-56 | +1    | 20-50/18-44 | .400/.409 | 8-15/5-17  | .533/.294 | 9-18/15-21  | .500/.714  | 27/36    | (-9)  | 12/11  | 8/16  | 4/5   | 8/2   | 19/21 |
| J 15 | SOUTH CAROLINA       | 38/39 | 37/28 | 75-67 | +8    | 22-40/23-49 | .550/.469 | 7-16/5-18  | .438/.278 | 24-41/16-22 | .585/.727  | 25/33    | (-8)  | 14/15  | 11/17 | 3/2   | 6/9   | 20/31 |
| J 18 | at Mississippi State | 26/27 | 41/40 | 72-81 | (-9)  | 25-56/29-55 | .446/.527 | 8-20/3-10  | .400/.300 | 14-21/20-32 | .667/.625  | 33/38    | (-5)  | 13/16  | 15/14 | 0/4   | 5/11  | 27/16 |
| J 21 | at Kentucky          | 27/34 | 24/34 | 51-68 | (-17) | 19-51/22-50 | .373/.440 | 2-8/6-21   | .250/.286 | 11-21/18-27 | .524/.667  | 24/42    | (-18) | 6/12   | 11/15 | 2/7   | 6/6   | 23/20 |
| J 25 | VANDERBILT           | 25/27 | 30/39 | 55-66 | (-11) | 19-57/20-48 | .333/.417 | 4-18/7-22  | .222/.318 | 13-17/19-23 | .765/.826  | 33/36    | (-3)  | 9/15   | 6/9   | 2/7   | 3/3   | 17/17 |
| J 29 | at South Carolina    | 21/41 | 31/39 | 52-80 | (-28) | 16-45/24-46 | .356/.522 | 4-16/6-15  | .250/.400 | 16-29/26-32 | .552/.813  | 25/33    | (-8)  | 11/11  | 18/15 | 2/7   | 10/11 | 23/19 |
| F 1  | at Florida           | 17/34 | 19/35 | 36-69 | (-33) | 14-54/23-56 | .259/.411 | 4-20/5-25  | .200/.200 | 4-9/18-29   | .444/.621  | 27/57    | (-30) | 6/10   | 10/12 | 1/4   | 3/5   | 22/13 |
| F 5  | MISSISSIPPI STATE    | 26/26 | 46/26 | 72-52 | -20   | 29-57/18-48 | .509/.375 | 6-18/8-19  | .333/.421 | 8-17/8-11   | .471/.727  | 32/33    | (-1)  | 22/12  | 6/7   | 2/4   | 7/4   | 14/16 |
| F 8  | at Georgia           | 23/25 | 27/37 | 50-62 | (-12) | 19-56/22-53 | .339/.415 | 1-19/4-11  | .053/.364 | 11-14/14-20 | .786/.700  | 37/40    | (-3)  | 3/9    | 8/7   | 2/7   | 4/5   | 17/13 |
| F 12 | LSU                  | 43/37 | 40/36 | 83-73 | -10   | 28-58/26-58 | .483/.448 | 10-23/6-24 | .435/.250 | 17-26/15-22 | .654/.682  | 39/32    | -7    | 16/12  | 11/12 | 2/4   | 5/6   | 16/18 |

Note: Game totals are displayed in the format TEAM/OPPONENT for each category

# 2013-14 POINTS-REBOUNDS-ASSISTS

| Date | Opponent             | Score         | 2 Smith | 4 Miller | 5 Green | 10 McDonald | 12 Reese | 12 Harris | 14 Roberson | 15 Fitzgerald |
|------|----------------------|---------------|---------|----------|---------|-------------|----------|-----------|-------------|---------------|
| N 8  | BUFFALO              | W, 71-59      | 13-3-0  | 0-4-0    | 15-2-1  | 0-0-1       | DNP      | 8-2-4     | 15-11-0     | 0-3-0         |
| N 11 | MISS VALLEY STATE    | W, 91-67      | 8-4-2   | 1-2-0    | 9-2-3   | 0-0-0       | DNP      | 9-4-2     | 24-10-0     | 4-0-1         |
| N 15 | RICE                 | W, 68-65      | 8-7-1   | 0-0-0    | 6-2-3   | 2-1-1       | DNP      | DNP       | 19-9-0      | 14-2-0        |
| N 19 | PRAIRIE VIEW A&M     | W, 75-65      | 12-8-1  | 3-1-0    | 6-2-2   | DNP         | DNP      | 5-2-4     | 8-4-1       | 2-1-0         |
| N 24 | SAM HOUSTON STATE    | W, 79-62      | 7-4-2   | 2-2-0    | 9-1-1   | 0-0-1       | 5-4-2    | 10-2-0    | 7-8-2       | 4-0-0         |
| N 26 | ARKANSAS-PINE BLUFF  | W, 88-55      | 2-1-3   | 6-4-1    | 11-3-1  | 0-1-2       | 9-2-1    | 12-2-4    | 11-7-1      | 4-1-0         |
| N 29 | vs Missouri State    | L, 67-73      | 3-2-1   | 4-3-0    | 13-4-1  | DNP         | 4-2-0    | 5-4-2     | 16-6-1      | 0-0-0         |
| N 30 | vs SMU               | L, 52-55      | 2-0-1   | 0-2-0    | 8-4-1   | DNP         | 11-2-0   | 0-2-2     | 6-10-0      | 12-4-0        |
| D 4  | HOUSTON              | W, 74-57      | DNP     | 0-2-0    | 6-4-6   | 0-0-0       | 10-0-2   | 2-2-5     | 14-7-2      | 10-4-1        |
| D 14 | MCNEESE STATE        | W, 73-60      | 0-1-1   | 2-4-0    | 6-0-2   | DNP         | 3-2-1    | 8-3-1     | 14-3-1      | 9-1-0         |
| D 21 | vs Oklahoma          | L, 52-64      | 0-3-0   | 2-2-1    | 10-3-1  | DNP         | DNP      | 9-1-0     | 7-13-1      | 5-4-0         |
| D 31 | NORTH TEXAS          | L, 41-61      | 5-3-0   | 0-1-0    | 2-2-2   | DNP         | DNP      | 9-1-1     | 2-6-1       | 8-4-0         |
| J 4  | UTPA                 | W, 63-46      | 5-5-1   | 0-0-0    | 6-4-0   | 0-0-0       | DNP      | 10-2-3    | 0-10-1      | 7-4-0         |
| J 8  | ARKANSAS             | W, 69-53      | 5-3-2   | 0-1-0    | 7-4-0   | DNP         | DNP      | 15-3-1    | 7-6-1       | 17-2-0        |
| J 11 | at Tennessee         | W, 57-56      | 0-1-0   | 3-5-0    | 5-1-1   | DNP         | DNP      | 0-2-3     | 6-6-0       | 2-1-0         |
| J 15 | SOUTH CAROLINA       | W, 75-67      | 14-4-2  | DNP      | 9-2-1   | DNP         | DNP      | 2-1-0     | 4-3-0       | 13-3-0        |
| J 18 | at Mississippi State | L, 72-81 (OT) | 14-4-2  | DNP      | 9-2-1   | DNP         | DNP      | 2-1-0     | 4-3-0       | 13-3-0        |
| J 21 | at Kentucky          | L, 51-68      | 8-4-0   | 1-3-0    | 4-0-2   | 0-0-0       | DNP      | DNP       | 6-3-1       | 12-2-0        |
| J 25 | VANDERBILT           | L, 55-66      | 9-5-3   | DNP      | 9-3-0   | DNP         | DNP      | 8-2-1     | 14-10-1     | 0-0-0         |
| J 29 | at South Carolina    | L, 52-80      | 9-3-1   | 3-1-0    | 3-0-2   | 0-0-1       | DNP      | 6-5-2     | 5-2-0       | 6-0-0         |
| F 1  | at Florida           | L, 36-69      | 3-1-0   | 4-2-0    | 0-2-1   | 0-0-1       | DNP      | 3-1-0     | 7-7-0       | 5-4-0         |
| F 5  | MISSISSIPPI STATE    | W, 72-52      | 10-1-3  | 5-1-0    | 7-5-5   | 0-0-0       | DNP      | 2-1-0     | 14-6-1      | 7-1-1         |
| F 8  | at Georgia           | L, 50-62      | 8-4-0   | 0-1-0    | 4-2-0   | 0-0-1       | DNP      | 4-3-0     | 9-7-0       | 2-6-0         |
| F 12 | LSU                  | W, 83-73      | 8-4-4   | 9-7-1    | 9-1-1   | DNP         | DNP      | 4-2-1     | 12-10-1     | 11-3-0        |

| Date | Opponent             | Score         | 20-Thomas | 21 Caruso | 23 Jones | 24 Space | 25-Dobbins | 34-Carrell | 45 Johns |
|------|----------------------|---------------|-----------|-----------|----------|----------|------------|------------|----------|
| N 8  | BUFFALO              | W, 71-59      | DNP       | 11-6-8    | 9-4-0    | 11-8-3   | DNP        | DNP        | 0-1-0    |
| N 11 | MISS VALLEY STATE    | W, 91-67      | DNP       | 14-5-5    | 14-5-0   | 8-6-2    | DNP        | DNP        | 0-1-0    |
| N 15 | RICE                 | W, 68-65      | DNP       | 11-5-7    | 0-1-1    | 8-7-0    | DNP        | DNP        | 0-0-0    |
| N 19 | PRAIRIE VIEW A&M     | W, 75-65      | 0-0-0     | 15-2-4    | 12-5-0   | 12-4-0   | DNP        | DNP        | 0-0-0    |
| N 24 | SAM HOUSTON STATE    | W, 79-62      | 0-0-0     | 9-3-5     | 9-1-0    | 12-9-0   | 5-0-0      | DNP        | 0-0-1    |
| N 26 | ARKANSAS-PINE BLUFF  | W, 88-55      | 0-0-0     | 5-0-3     | 18-5-2   | 7-5-0    | 1-1-0      | DNP        | 2-0-1    |
| N 29 | vs Missouri State    | L, 67-73      | DNP       | 8-4-3     | 2-1-0    | 10-7-0   | DNP        | DNP        | 2-1-0    |
| N 30 | vs SMU               | L, 52-55      | DNP       | 5-3-0     | 0-1-0    | 6-6-0    | DNP        | DNP        | 2-1-0    |
| D 4  | HOUSTON              | W, 74-57      | DNP       | 4-3-4     | 21-7-2   | 7-2-0    | 0-0-0      | DNP        | 0-0-0    |
| D 14 | MCNEESE STATE        | W, 73-60      | DNP       | 8-4-3     | 2-1-0    | 10-7-0   | DNP        | DNP        | 2-1-0    |
| D 21 | vs Oklahoma          | L, 52-64      | DNP       | 9-3-5     | 9-1-0    | 12-9-0   | 5-0-0      | DNP        | 0-0-1    |
| D 31 | NORTH TEXAS          | L, 41-61      | DNP       | 10-5-2    | 0-1-1    | 5-1-0    | DNP        | DNP        | 0-0-0    |
| J 4  | UTPA                 | W, 63-46      | 0-0-0     | 13-3-6    | 16-6-2   | 6-2-0    | 0-0-0      | DNP        | DNP      |
| J 8  | ARKANSAS             | W, 69-53      | DNP       | 4-7-11    | 14-8-2   | 0-5-1    | DNP        | DNP        | DNP      |
| J 11 | at Tennessee         | W, 57-56      | DNP       | 12-2-8    | 23-5-0   | 6-0-0    | DNP        | DNP        | DNP      |
| J 15 | SOUTH CAROLINA       | W, 75-67      | DNP       | 3-1-7     | 22-4-2   | 8-4-2    | DNP        | DNP        | DNP      |
| J 18 | at Mississippi State | L, 72-81 (OT) | DNP       | 12-6-4    | 24-4-3   | 2-1-0    | DNP        | DNP        | 0-0-0    |
| J 21 | at Kentucky          | L, 51-68      | DNP       | 12-4-3    | 8-3-0    | 0-1-0    | 0-0-0      | DNP        | 0-1-0    |
| J 25 | VANDERBILT           | L, 55-66      | DNP       | 6-4-0     | 7-2-3    | 2-5-1    | DNP        | DNP        | 0-0-0    |
| J 29 | at South Carolina    | L, 52-80      | DNP       | 4-2-2     | 9-5-1    | 7-3-2    | DNP        | DNP        | 0-2-0    |
| F 1  | at Florida           | L, 36-69      | DNP       | 2-3-3     | 7-2-1    | 3-3-0    | 0-0-0      | 0-0-0      | 2-0-0    |
| F 5  | MISSISSIPPI STATE    | W, 72-52      | DNP       | 4-3-10    | 20-7-1   | 1-1-0    | 0-0-1      | DNP        | 2-5-0    |
| F 8  | at Georgia           | L, 50-62      | DNP       | 0-0-1     | 17-6-1   | 6-4-0    | DNP        | DNP        | 0-0-0    |
| F 12 | LSU                  | W, 83-73      | DNP       | 3-1-7     | 22-4-2   | 8-4-2    | DNP        | DNP        | DNP      |

# BENCH SCORING

| DATE    | OPPONENT                 | RESULT          | A&M         | OPP         | A&M INDIVIDUALS   |
|---------|--------------------------|-----------------|-------------|-------------|---|
| Nov. 8  | BUFFALO                  | W, 82-58        | 17 ←        | 14          | Jones-9, Harris-8   |
| Nov. 11 | MISSISSIPPI VALLEY STATE | W, 91-67        | 28 ←        | 15          | Jones-14, Harris-9, Fitzgerald-4, Miller-1  |
| Nov. 15 | RICE                     | W, 68-65        | 16 ←        | 9           | Fitzgerald-14, McDonald-2   |
| Nov. 19 | PRAIRIE VIEW A&M         | W, 75-65        | 22 →        | 28          | Jones-12, Harris-5, Miller-3, Fitzgerald-2  |
| Nov. 24 | SAM HOUSTON STATE        | W, 79-62        | 35 ←        | 23          | Harris-10, Jones-9, Dobbins-5, Reese-5, Fitzgerald-4, Miller-2                      |
| Nov. 26 | ARKANSAS-PINE BLUFF      | W, 88-55        | 52 ←        | 12          | Jones-18, Harris-12, Reese-9, Miller-6, Fitzgerald-4, Johns-2, Dobbins-1            |
| Nov. 29 | vs Missouri State        | L, 67-73        | 17 →        | 19          | Harris-5, Miller-4, Reese-4, Johns-2, Jones-2                                       |
| Nov. 30 | vs SMU                   | L, 52-55        | 15 ←        | 13          | Reese-11, Johns-2, Smith-2  |
| Dec. 4  | HOUSTON                  | W, 74-57        | 19 →        | 21          | Reese-10, Space-7, Harris-2   |
| Dec. 14 | MCNEESE STATE            | W, 73-60        | 15 →        | 21          | Harris-8, Reese-3, Miller-2, Space-2  |
| Dec. 21 | vs Oklahoma              | L, 52-64        | 15 →        | 20          | Harris-9, Space-4, Miller-2   |
| Dec. 31 | NORTH TEXAS              | L, 41-61        | 22 →        | 30          | Harris-9, Fitzgerald-8, Smith-5   |
| Jan. 4  | UTPA                     | W, 63-46        | 18 ←        | 10          | Fitzgerald-7, Space-6, Smith-5  |
| Jan. 8  | ARKANSAS                 | W, 69-53        | 22 ←        | 20          | Fitzgerald-17, Smith-5  |
| Jan. 11 | at Tennessee             | W, 57-56        | 11 ←        | 9           | Space-6, Miller-3, Fitzgerald-2   |
| Jan. 15 | SOUTH CAROLINA           | W, 75-67        | 35 ←        | 29          | Smith-14, Fitzgerald-13, Space-8  |
| Jan. 18 | at Mississippi State     | L, 81-72 (OT)   | 23 ←        | 6           | Fitzgerald-20, Space-2, Miller-1  |
| Jan. 21 | at Kentucky              | L, 51-68        | 13 →        | 25          | Fitzgerald-12, Miller-1   |
| Jan. 25 | VANDERBILT               | L, 55-66        | 10 ←        | 11          | Harris-8, Space-1   |
| Jan. 29 | at South Carolina        | L, 52-80        | 18 ←        | 13          | Fitzgerald-6, Harris-6, Green-3, Miller-3   |
| Feb. 1  | at Florida               | L, 36-69        | 21 →        | 22          | Jones-7, Fitzgerald-5, Harris-2, Johns-2  |
| Feb. 5  | MISSISSIPPI STATE        | W, 72-52        | 17 ←        | 13          | Fitzgerald-7, Miller-5, Harris-2, Johns-2, Space-1                                  |
| Feb. 8  | at Georgia               | L, 50-62        | 12 →        | 17          | Space-6, Harris-4, Fitzgerald-2   |
| Feb. 12 | LSU                      | W, 83-73        | 33 →        | 4           | Fitzgerald-11, Green-9, Miller-9, Harris-4  |
|         |                          | <b>Totals</b>   | <b>512</b>  | <b>398</b>  | <b>Leader off Bench: Fitzgerald-8, Harris-7, Jones-5, Reese-2, Space-2, Smith-1</b> |
|         |                          | <b>Averages</b> | <b>21.3</b> | <b>16.5</b> |   |

## SCORING BREAKDOWN (A&M/OPPONENT)

| DATE    | OPPONENT             | RESULT          | IN PAINT         | OFF TO           | 2ND CH         | FAST BREAK     | BIGGEST LEAD        | BIGGEST DEFICIT     |
|---------|----------------------|-----------------|------------------|------------------|----------------|----------------|---------------------|---------------------|
| Nov. 8  | BUFFALO              | W, 82-58        | 48 / 26          | 20 / 8           | 13 / 9         | 16 / 9         | 24 (82-58)          | 8 (17-25)           |
| Nov. 11 | MISS VALLEY STATE    | W, 91-67        | 56 / 20          | 15 / 13          | 13 / 6         | 14 / 10        | 24 (91-67)          | n/a                 |
| Nov. 15 | RICE                 | W, 68-65        | 24 / 26          | 14 / 9           | 10 / 2         | 4 / 8          | 6 (6-0, 8-2)        | 4 (10-14)           |
| Nov. 19 | PRAIRIE VIEW A&M     | W, 75-65        | 36 / 26          | 14 / 21          | 15 / 17        | 14 / 14        | 21 (54-33)          | 2 (0-2)             |
| Nov. 24 | SAM HOUSTON STATE    | W, 79-62        | 40 / 30          | 17 / 18          | 10 / 6         | 14 / 14        | 31 (72-41)          | n/a                 |
| Nov. 26 | ARKANSAS-PINE BLUFF  | W, 88-55        | 35 / 26          | 24 / 16          | 3 / 19         | 12 / 4         | 34 (87-53)          | 1 (3-4)             |
| Nov. 29 | vs Missouri State    | L, 67-73        | 46 / 22          | 8 / 21           | 9 / 6          | 6 / 0          | 8 (22-14)           | 8 (65-73)           |
| Nov. 30 | vs SMU               | L, 52-55        | 22 / 26          | 9 / 14           | 7 / 14         | 2 / 4          | 10 (15-5)           | 4 (31-35)           |
| Dec. 4  | HOUSTON              | W, 74-57        | 32 / 28          | 16 / 9           | 5 / 12         | 7 / 6          | 19 (74-55)          | 4 (0-4, 2-6)        |
| Dec. 14 | MCNEESE STATE        | W, 73-60        | 26 / 20          | 18 / 12          | 3 / 10         | 6 / 3          | 15 (43-28, 44-29)   | n/a                 |
| Dec. 21 | vs Oklahoma          | L, 52-64        | 30 / 18          | 10 / 13          | 6 / 19         | 2 / 0          | 1 (5-4)             | 19 (35-54)          |
| Dec. 31 | NORTH TEXAS          | L, 41-61        | 20 / 24          | 12 / 18          | 7 / 4          | 2 / 14         | 6 (10-4)            | 23 (38-61)          |
| Jan. 4  | UTPA                 | W, 63-46        | 20 / 18          | 10 / 8           | 13 / 3         | 13 / 3         | 17 (61-44, 63-46)   | 1 (19-20)           |
| Jan. 8  | ARKANSAS             | W, 69-53        | 32 / 22          | 17 / 12          | 10 / 7         | 8 / 8          | 19 (69-50)          | 4 (16-20)           |
| Jan. 11 | at Tennessee         | W, 57-56        | 22 / 22          | 20 / 9           | 5 / 9          | 5 / 8          | 3 (3-0)             | 14 (32-18, 38-24)   |
| Jan. 15 | SOUTH CAROLINA       | W, 75-67        | 26 / 28          | 18 / 10          | 12 / 15        | 8 / 4          | 8 (3x, last 75-67)  | 11 (3-14)           |
| Jan. 18 | at Mississippi State | L, 72-81 (OT)   | 26 / 44          | 16 / 18          | 7 / 9          | 0 / 16         | 10 (49-39, 42-52)   | 11 (70-81)          |
| Jan. 21 | at Kentucky          | L, 51-68        | 32 / 30          | 12 / 12          | 4 / 15         | 12 / 4         | 2 (3-5)             | 21 (3x, last 47-68) |
| Jan. 25 | VANDERBILT           | L, 55-66        | 28 / 22          | 8 / 5            | 14 / 13        | 12 / 2         | 5 (22-17)           | 12 (34-46, 36-48)   |
| Jan. 29 | at South Carolina    | L, 52-80        | 20 / 30          | 17 / 24          | 4 / 8          | 10 / 11        | n/a                 | 32 (45-77, 47-79)   |
| Feb. 1  | at Florida           | L, 36-69        | 12 / 32          | 7 / 11           | 2 / 25         | 2 / 4          | n/a                 | 38 (26-64)          |
| Feb. 5  | MISSISSIPPI STATE    | W, 72-52        | 40 / 14          | 22 / 1           | 5 / 7          | 8 / 0          | 20 (3x, last 75-52) | 3 (8-11, 10-13)     |
| Feb. 8  | at Georgia           | L, 50-62        | 30 / 30          | 11 / 8           | 9 / 16         | 6 / 4          | 1 (28-27)           | 12 (50-62)          |
| Feb. 12 | LSU                  | W, 83-73        | 36 / 26          | 15 / 17          | 14 / 14        | 8 / 11         | 15 (69-54)          | 8 (14-22)           |
|         |                      | <b>Totals</b>   | <b>699/596</b>   | <b>328/306</b>   | <b>195/234</b> | <b>183/153</b> | <b>34 (UAPB)</b>    | <b>38 (Florida)</b> |
|         |                      | <b>Averages</b> | <b>29.1/24.8</b> | <b>13.7/12.8</b> | <b>8.1/9.8</b> | <b>7.6/6.4</b> |                     |                     |

# STARTING LINEUPS

| DATE    | OPPONENT                 | 1      | 2      | 3          | 4          | 5        | W-L | FIRST OFF BENCH                                 |
|---------|--------------------------|--------|--------|------------|------------|----------|-----|---|
| Nov. 8  | BUFFALO                  | Caruso | Smith  | Green      | Space      | Roberson | 1-0 | Johns (1 <sup>st</sup> - 16:53)                 |
| Nov. 11 | MISSISSIPPI VALLEY STATE | Caruso | Smith  | Green      | Space      | Roberson | 2-0 | Jones (1 <sup>st</sup> - 14:02)                 |
| Nov. 15 | RICE                     | Caruso | Smith  | Green      | Space      | Roberson | 3-0 | McDonald (1 <sup>st</sup> - 15:43)              |
| Nov. 19 | PRAIRIE VIEW A&M         | Caruso | Smith  | Green      | Space      | Roberson | 4-0 | Harris, Miller (1 <sup>st</sup> - 16:04)        |
| Nov. 24 | SAM HOUSTON STATE        | Caruso | Smith  | Green      | Space      | Roberson | 5-0 | Johns (1 <sup>st</sup> - 13:55)                 |
| Nov. 26 | ARKANSAS-PINE BLUFF      | Caruso | Smith  | Green      | Space      | Roberson | 6-0 | Harris (1 <sup>st</sup> - 13:44)                |
| Nov. 29 | vs Missouri State        | Caruso | Smith  | Green      | Space      | Roberson | 6-1 | Miller (1 <sup>st</sup> - 17:13)                |
| Nov. 30 | vs SMU                   | Caruso | Green  | Fitzgerald | Space      | Roberson | 0-1 | Harris (1 <sup>st</sup> - 14:55)                |
| Dec. 4  | HOUSTON                  | Caruso | Green  | Jones      | Fitzgerald | Roberson | 1-0 | Harris, Miller (1 <sup>st</sup> - 13:06)        |
| Dec. 14 | MCNEESE STATE            | Caruso | Green  | Jones      | Fitzgerald | Roberson | 2-0 | Reese, Space (1 <sup>st</sup> - 12:51)          |
| Dec. 21 | vs Oklahoma              | Caruso | Green  | Jones      | Fitzgerald | Roberson | 2-1 | Harris, Space (1 <sup>st</sup> - 14:32)         |
| Dec. 31 | NORTH TEXAS              | Caruso | Green  | Jones      | Space      | Roberson | 0-1 | Fitzgerald (1 <sup>st</sup> - 16:09)            |
| Jan. 4  | UTPA                     | Caruso | Harris | Green      | Jones      | Roberson | 1-0 | Smith (1 <sup>st</sup> - 14:04)                 |
| Jan. 8  | ARKANSAS                 | Caruso | Harris | Green      | Jones      | Roberson | 2-0 | Space (1 <sup>st</sup> - 15:05)                 |
| Jan. 11 | at Tennessee             | Caruso | Harris | Green      | Jones      | Roberson | 3-0 | Miller (1 <sup>st</sup> - 14:09)                |
| Jan. 15 | SOUTH CAROLINA           | Caruso | Harris | Green      | Jones      | Roberson | 4-0 | Fitzgerald/Space (1 <sup>st</sup> - 14:07)      |
| Jan. 18 | at Mississippi State     | Caruso | Harris | Green      | Jones      | Roberson | 4-1 | Miller (1 <sup>st</sup> - 15:01)                |
| Jan. 21 | at Kentucky              | Caruso | Smith  | Green      | Jones      | Roberson | 0-1 | Fitzgerald/McDonald (1 <sup>st</sup> - 15:26)   |
| Jan. 25 | VANDERBILT               | Caruso | Smith  | Green      | Jones      | Roberson | 0-2 | Harris/Johns (1 <sup>st</sup> - 14:05)          |
| Jan. 29 | at South Carolina        | Caruso | Smith  | Jones      | Space      | Roberson | 0-1 | Green/Harris/Miller (1 <sup>st</sup> - 15:04)   |
| Feb. 1  | at Florida               | Caruso | Smith  | Green      | Space      | Roberson | 6-2 | Jones (1 <sup>st</sup> - 16:49)                 |
| Feb. 5  | MISSISSIPPI STATE        | Caruso | Smith  | Green      | Jones      | Roberson | 1-1 | Harris/Johns/McDonald (1 <sup>st</sup> - 15:30) |
| Feb. 8  | at Georgia               | Caruso | Smith  | Green      | Jones      | Roberson | 1-2 | Fitzgerald/Johns (1 <sup>st</sup> - 13:11)      |
| Feb. 12 | LSU                      | Caruso | Smith  | Jones      | Space      | Roberson | 1-1 | Miller (1 <sup>st</sup> - 13:28)                |

Starting Combinations: 7

1st Off Bench Leader: Harris (7), Miller (7), Johns (5), Fitzgerald (4), McDonald (3), Space (3), Jones (2), Green (1), Reese (1), Smith (1) // (1) - indicates injury substitution

# TECHNICALS/FOULED OUT

| DATE    | OPPONENT                 | RESULT        | A&M TECH (4)                    | OPP TECH (2)                    | A&M DQ (6)   | OPP DQ (8)   |
|---------|--------------------------|---------------|---------------------------------|---------------------------------|--|--|
| Nov. 8  | BUFFALO                  | W, 82-58      | Space (2 <sup>nd</sup> , 10:39) | Evans (2 <sup>nd</sup> , 10:39) | -  | -  |
| Nov. 11 | MISSISSIPPI VALLEY STATE | W, 91-67      | Green (2 <sup>nd</sup> , 15:07) | -                               | -  | -  |
| Nov. 15 | RICE                     | W, 68-65      | -                               | -                               | -  | -  |
| Nov. 19 | PRAIRIE VIEW A&M         | W, 75-65      | -                               | -                               | -  | Hagood (2 <sup>nd</sup> , 1:15), Montgomery (2 <sup>nd</sup> , 0:46) |
| Nov. 24 | SAM HOUSTON STATE        | W, 79-62      | -                               | -                               | -  | Holyfield (2 <sup>nd</sup> , 8:20)                                   |
| Nov. 27 | ARKANSAS-PINE BLUFF      | W, 88-55      | -                               | -                               | -  | Haybes (2 <sup>nd</sup> , 1:42)                                      |
| Nov. 29 | vs Missouri State        | L, 67-73      | -                               | -                               | -  | -  |
| Nov. 30 | vs SMU                   | L, 52-55      | -                               | -                               | -  | -  |
| Dec. 4  | HOUSTON                  | W, 74-57      | -                               | -                               | -  | -  |
| Dec. 14 | MCNEESE STATE            | W, 73-60      | -                               | -                               | -  | -  |
| Dec. 21 | vs Oklahoma              | L, 52-64      | -                               | -                               | -  | -  |
| Dec. 31 | NORTH TEXAS              | L, 41-61      | -                               | -                               | -  | -  |
| Jan. 4  | UTPA                     | W, 63-46      | -                               | -                               | -  | -  |
| Jan. 8  | ARKANSAS                 | W, 69-53      | -                               | -                               | Space (2 <sup>nd</sup> , 2:41)                       | -  |
| Jan. 11 | at Tennessee             | W, 57-56      | -                               | -                               | -  | -  |
| Jan. 15 | SOUTH CAROLINA           | W, 75-67      | -                               | -                               | -  | Thornwell (2 <sup>nd</sup> , 2:24)                                   |
| Jan. 18 | at Mississippi State     | L, 72-81 (OT) | Jones (OT, 1:07 & 1:07)         | Thomas (OT, 1:07)               | Roberson (2 <sup>nd</sup> , 1:18), Caruso (OT, 2:27) | -  |
| Jan. 21 | at Kentucky              | L, 51-68      | -                               | -                               | -  | -  |
| Jan. 25 | VANDERBILT               | L, 55-66      | -                               | -                               | Caruso (2 <sup>nd</sup> , 1:29)                      | Jones (2 <sup>nd</sup> , 0:43)                                       |
| Jan. 29 | at South Carolina        | L, 52-80      | -                               | -                               | -  | -  |
| Feb. 1  | at Florida               | L, 36-69      | -                               | -                               | Caruso (2 <sup>nd</sup> , 4:47)                      | Hill (2 <sup>nd</sup> , 5:51)  |
| Feb. 5  | MISSISSIPPI STATE        | W, 72-52      | -                               | -                               | -  | Borchert (2 <sup>nd</sup> , 2:25)                                    |
| Feb. 8  | at Georgia               | L, 50-62      | -                               | -                               | Caruso (2 <sup>nd</sup> , 1:09)                      | -  |
| Feb. 12 | LSU                      | W, 83-73      | -                               | -                               | -  | -  |

# SEASON HIGHS/LOWS

## TEXAS A&M

### TEAM GAME HIGHS

|                  |              |   |
|------------------|--------------|---|
| Points           | 91           | vs Miss Valley State (11/11/13)   |
| Field Goals Made | 35           | vs Miss Valley State (11/11/13)   |
| Field Goal Att.  | 67           | vs Oklahoma (12/21/13)<br>vs Buffalo (1/8/13)                           |
| Field Goal Pct   | .603 (35-58) | vs Miss Valley State (11/11/13)   |
| 3-Point FG Made  | 10           | vs LSU (2/12/14)<br>vs McNeese State (12/14/13)<br>vs Houston (12/4/13) |
| 3-Point FG Att.  | 26           | vs UTPA (1/4/14)  |
| 3-Pt FG Pct      | .600 (9-15)  | vs Arkansas-Pine Bluff (11/26/13)                                       |
| Free Throws Made | 27           | vs Prairie View A&M (11/19/13)  |
| Free Throw Att.  | 41           | vs South Carolina (1/15/14)   |
| Free Throw Pct   | 1.000 (6-6)  | vs Houston (12/4/13)  |
| Rebounds         | 46           | vs Buffalo (1/8/13)   |
| Assists          | 22           | Mississippi State (2/5/14)<br>vs Buffalo (11/8/13)                      |
| Steals           | 11           | vs Oklahoma (12/21/13)<br>vs Prairie View A&M (11/19/13)                |
| Blocked Shots    | 12           | vs Miss Valley State (11/11/13)   |
| Turnovers        | 18           | at South Carolina (1/29/14)   |
| Fouls            | 27           | at Mississippi State (1/18/14)  |

### TEAM GAME LOWS

|                  |              |  |
|------------------|--------------|--|
| Points           | 36           | at Florida (2/1/14)                                      |
| Field Goals Made | 14           | at Florida (2/1/14)                                      |
| Field Goal Att.  | 45           | vs Prairie View A&M (11/19/13)                           |
| Field Goal Pct   | .259 (14-54) | at Florida (2/1/14)                                      |
| 3-Point FG Made  | 1            | at Georgia (2/8/14)                                      |
| 3-Point FG Att.  | 8            | at Kentucky (1/21/14)                                    |
| 3-Pt FG Pct      | .053 (1-19)  | at Georgia (2/8/14)                                      |
| Free Throws Made | 4            | at Florida (2/1/14)                                      |
| Free Throw Att.  | 6            | vs Houston (12/4/13)                                     |
| Free Throw Pct   | .444 (4-9)   | at Florida (2/1/14)                                      |
| Rebounds         | 24           | at Kentucky (1/21/14)                                    |
| Assists          | 3            | at Georgia (2/8/14)                                      |
| Steals           | 3            | at Florida (2/1/14)<br>vs Vanderbilt (1/25/14)           |
| Blocked Shots    | 0            | at Mississippi State (1/18/14)                           |
| Turnovers        | 6            | vs Mississippi State (2/5/14)<br>vs Vanderbilt (1/25/14) |
| Fouls            | 10           | vs North Texas (12/31/13)                                |

### PLAYER GAME HIGHS

|                          |             |   |
|--------------------------|-------------|---|
| Points                   | 24          | Jamal Jones at Mississippi State (1/18/14)<br>Kourtney Roberson vs Miss Valley State (11/11/13) |
| Field Goals Made         | 9           | Kourtney Roberson vs Miss Valley State (11/11/13)   |
| Field Goal Att.          | 21          | Jamal Jones at Georgia (2/8/14)   |
| FG Pct (min 5 made)      | .857 (6-7)  | Davonte Fitzgerald vs South Carolina (1/15/14)<br>Jordan Green vs Buffalo (1/8/13)              |
| 3-Point FG Made          | 7           | Jamal Jones vs Houston (12/4/13)  |
| 3-Point FG Att.          | 10          | four times, last Jamal Jones vs LSU (2/12/14)   |
| 3-Pt FG Pct (min 2 made) | 1.000 (2-2) | Five times, last Shawn Smith vs South Carolina (1/15/14)  |
| Free Throws Made         | 9           | Jamal Jones vs South Carolina (1/15/14)<br>Alex Caruso vs Rice (11/15/13)                       |
| Free Throw Att.          | 12          | Jamal Jones vs South Carolina (1/15/14)   |
| FT Pct (min 3 made)      | 1.000 (4-4) | six players, last Jamal Jones vs Vanderbilt (1/25/14)   |
| Rebounds                 | 13          | Kourtney Roberson vs Oklahoma (12/21/13)  |
| Assists                  | 11          | Alex Caruso vs Arkansas (1/8/14)  |
| Steals                   | 6           | Alex Caruso vs Prairie View A&M (11/19/13)  |
| Blocked Shots            | 3           | seven times, last Alex Caruso vs UTPA (1/4/14)  |

## OPPONENTS

### TEAM GAME HIGHS

|                  |              |                              |
|------------------|--------------|------------------------------|
| Points           | 81           | Mississippi State (1/18/14)  |
| Field Goals Made | 29           | Mississippi State (1/18/14)  |
| Field Goal Att.  | 64           | Buffalo (1/8/13)             |
| Field Goal Pct   | .527 (29-55) | Mississippi State (1/18/14)  |
| 3-Point FG Made  | 9            | Prairie View A&M (11/19/13)  |
| 3-Point FG Att.  | 29           | Rice (11/15/13)              |
| 3-Pt FG Pct      | .421 (8-19)  | Mississippi State (2/5/14)   |
| Free Throws Made | 26           | South Carolina (1/29/14)     |
| Free Throw Att.  | 33           | Sam Houston State (11/24/13) |
| Free Throw Pct   | .913 (21-23) | Missouri State (11/29/13)    |
| Rebounds         | 57           | Florida (2/1/14)             |
| Assists          | 17           | Rice (11/15/13)              |
| Steals           | 13           | North Texas (12/31/13)       |
| Blocked Shots    | 4            | Rice (11/15/13)              |
| Turnovers        | 22           | Oklahoma (12/21/13)          |
| Fouls            | 31           | South Carolina (1/15/14)     |

### TEAM GAME LOWS

|                  |              |  |
|------------------|--------------|--|
| Points           | 46           | UTPA (1/4/14)  |
| Field Goals Made | 17           | UTPA (1/4/14)  |
| Field Goal Att.  | 44           | Tennessee (1/11/14)  |
| Field Goal Pct   | .306 (19-62) | Miss Valley State (11/11/13)                                 |
| 3-Point FG Made  | 2            | Sam Houston State (11/24/13)                                 |
| 3-Point FG Att.  | 10           | Mississippi State (1/18/14)                                  |
| 3-Pt FG Pct      | .167 (2-12)  | Sam Houston State (11/24/13)                                 |
| Free Throws Made | 5            | UTPA (1/4/14)  |
| Free Throw Att.  | 8            | UTPA (1/4/14)  |
| Free Throw Pct   | .429 (6-14)  | North Texas (12/31/13)                                       |
| Rebounds         | 28           | UTPA (1/4/14)  |
| Assists          | 7            | Sam Houston State (11/24/13)                                 |
| Steals           | 2            | Tennessee (1/11/14)<br>Houston (12/4/13)                     |
| Blocked Shots    | 0            | Sam Houston State (11/24/13)<br>Miss Valley State (11/11/13) |
| Turnovers        | 7            | Georgia (2/8/14)   |
| Fouls            | 10           | Houston (12/4/13)  |

### PLAYER GAME HIGHS

|                          |             |   |
|--------------------------|-------------|---|
| Points                   | 23          | Craig Sword of Mississippi State (1/18/14)  |
| Field Goals Made         | 8           | Shavon Coleman of LSU (2/12/14)<br>Gavin Ware of Mississippi State (1/18/14)<br>Montrael Scott of Prairie View A&M (11/19/13)     |
| Field Goal Att.          | 21          | Anthony McDonald of Miss Valley State (11/11/13)  |
| FG Pct (min 5 made)      | .833 (5-6)  | Laimonas Chatkevicius of South Carolina (1/29/14)   |
| 3-Point FG Made          | 5           | Austin Ruder of Missouri State (11/29/13)   |
| 3-Point FG Att.          | 11          | Michael Frazier of Florida (2/1/14)   |
| 3-Pt FG Pct (min 2 made) | .750 (3-4)  | Frank Booker of Oklahoma (12/21/13)   |
|                          | .750 (3-4)  | Tevin Hammond of Ark-Pine Bluff (11/26/13)  |
| Free Throws Made         | 10          | James Siakam of Vanderbilt (1/25/14)  |
| Free Throw Att.          | 10          | James Siakam of Vanderbilt (1/25/14)<br>Craig Sword of Mississippi State (1/18/14)  |
| FT Pct (min 3 made)      | 1.000 (8-8) | Sindarius Thornwell of South Carolina (1/29/14)<br>Kyle Fuller of Vanderbilt (1/25/14)  |
| Rebounds                 | 15          | Jeronne Maymon of Tennessee (1/11/14)   |
| Assists                  | 9           | Max Guercy of Rice (11/15/13)   |
| Steals                   | 3           | Kaheem Ransom of Sam Houston State (11/24/13)<br>Jules Montgomery of Prairie View A&M (11/19/13)<br>Max Guercy of Rice (11/15/13) |
| Blocked Shots            | 5           | TaShawn Thomas of Houston (12/4/13)   |

# BOX SCORES

## Game 1: A&M 82, Buffalo 58 (College Station) 11/18

## Game 2: A&M 91, Miss Valley St. 67 (College Station) 11/11

### Buffalo 58 • 0-1

| #                    | Player            | Total  |                |        | 3-Ptr       |        |          | Rebounds |     |     | PF | TP | A | TO | Blk | Stl | Min |
|----------------------|-------------------|--------|----------------|--------|-------------|--------|----------|----------|-----|-----|----|----|---|----|-----|-----|-----|
|                      |                   | FG-FGA | FG-FGA         | FT-FTA | FG-FGA      | FG-FGA | FT-FTA   | Off      | Def | Tot |    |    |   |    |     |     |     |
| 01                   | FREELove, Joshua  | * 4-10 | 2-4            | 1-2    | 0           | 2      | 2        | 1        | 11  | 0   | 2  | 0  | 1 | 0  | 1   | 30  |     |
| 02                   | REGAN, Will       | * 1-4  | 1-1            | 0-1    | 2           | 3      | 5        | 1        | 3   | 1   | 1  | 0  | 0 | 0  | 18  |     |     |
| 03                   | OLDHAM, Jarod     | * 2-4  | 1-1            | 2-2    | 0           | 4      | 4        | 4        | 7   | 5   | 1  | 0  | 0 | 0  | 20  |     |     |
| 10                   | SKETE, Jarryn     | * 3-12 | 3-10           | 0-0    | 0           | 3      | 3        | 0        | 9   | 1   | 0  | 0  | 0 | 0  | 32  |     |     |
| 12                   | MCCREA, Javon     | * 5-11 | 0-0            | 4-8    | 2           | 3      | 5        | 4        | 14  | 2   | 4  | 2  | 1 | 1  | 23  |     |     |
| 05                   | RALEY-ROSS, Corey | * 0-0  | 0-0            | 0-0    | 0           | 1      | 1        | 1        | 0   | 0   | 0  | 0  | 0 | 0  | 2   |     |     |
| 11                   | EVANS, Shannon    | * 0-5  | 0-4            | 0-0    | 0           | 3      | 3        | 2        | 0   | 3   | 5  | 0  | 0 | 0  | 22  |     |     |
| 15                   | MUCH, Deyshonee   | * 0-3  | 0-2            | 1-2    | 0           | 3      | 3        | 0        | 1   | 0   | 0  | 0  | 0 | 1  | 6   |     |     |
| 22                   | NUIRIANKH, Auraum | * 0-2  | 0-1            | 0-0    | 1           | 0      | 1        | 4        | 0   | 0   | 0  | 0  | 0 | 0  | 11  |     |     |
| 23                   | MOSS, Justin      | * 3-5  | 0-0            | 1-2    | 2           | 2      | 4        | 0        | 7   | 1   | 0  | 1  | 0 | 0  | 17  |     |     |
| 35                   | FORD, Xavier      | * 2-8  | 0-0            | 2-2    | 2           | 3      | 5        | 0        | 6   | 0   | 1  | 0  | 0 | 0  | 19  |     |     |
| Team                 |                   |        |                |        | 6           | 1      | 7        |          |     |     |    |    |   |    |     |     |     |
| Totals               |                   | 20-64  | 7-23           | 11-19  | 15          | 28     | 43       | 17       | 58  | 13  | 14 | 3  | 3 | 0  | 200 |     |     |
| FG % 1st Half: 12-31 |                   | 38.7%  | 2nd half: 8-33 | 24.2%  | Game: 20-64 | 31.3%  | Deadball |          |     |     |    |    |   |    |     |     |     |
| 3FG % 1st Half: 3-9  |                   | 33.3%  | 2nd half: 4-14 | 28.6%  | Game: 7-23  | 30.4%  | Rebounds |          |     |     |    |    |   |    |     |     |     |
| FT % 1st Half: 4-6   |                   | 66.7%  | 2nd half: 7-13 | 53.8%  | Game: 11-19 | 57.9%  | 2.1      |          |     |     |    |    |   |    |     |     |     |

### Texas A&M 82 • 1-0

| #                    | Player              | Total  |                 |        | 3-Ptr       |        |          | Rebounds |     |     | PF | TP | A | TO  | Blk | Stl | Min |
|----------------------|---------------------|--------|-----------------|--------|-------------|--------|----------|----------|-----|-----|----|----|---|-----|-----|-----|-----|
|                      |                     | FG-FGA | FG-FGA          | FT-FTA | FG-FGA      | FG-FGA | FT-FTA   | Off      | Def | Tot |    |    |   |     |     |     |     |
| 02                   | Smith, Shawn        | * 5-12 | 2-6             | 1-1    | 1           | 2      | 3        | 1        | 13  | 0   | 1  | 0  | 0 | 0   | 27  |     |     |
| 05                   | Green, Jordan       | * 6-7  | 2-2             | 1-3    | 1           | 1      | 2        | 3        | 15  | 1   | 0  | 1  | 0 | 0   | 28  |     |     |
| 14                   | Roberson, Kourtney  | * 6-9  | 0-0             | 3-6    | 3           | 8      | 11       | 2        | 15  | 0   | 1  | 2  | 2 | 18  |     |     |     |
| 21                   | Caruso, Alex        | * 4-9  | 1-3             | 2-2    | 0           | 6      | 6        | 1        | 11  | 8   | 0  | 1  | 4 | 33  |     |     |     |
| 24                   | Space, Antwan       | * 5-11 | 0-3             | 1-3    | 3           | 5      | 8        | 3        | 11  | 3   | 2  | 0  | 0 | 23  |     |     |     |
| 04                   | Miller, Tavario     | * 0-3  | 0-0             | 0-0    | 2           | 2      | 4        | 3        | 0   | 0   | 1  | 1  | 0 | 11  |     |     |     |
| 10                   | McDonald, Blake     | * 0-0  | 0-0             | 0-0    | 0           | 0      | 0        | 0        | 0   | 1   | 0  | 0  | 0 | 2   |     |     |     |
| 12                   | Harris, Fabyon      | * 3-5  | 0-0             | 2-2    | 0           | 2      | 2        | 2        | 8   | 4   | 1  | 0  | 2 | 26  |     |     |     |
| 15                   | Fitzgerald, Davonte | * 0-4  | 0-0             | 0-2    | 0           | 3      | 3        | 0        | 0   | 0   | 1  | 0  | 0 | 6   |     |     |     |
| 23                   | Jones, Jamal        | * 3-7  | 3-6             | 0-0    | 0           | 4      | 4        | 2        | 9   | 0   | 3  | 0  | 0 | 19  |     |     |     |
| 45                   | Johns, Dylan        | * 0-0  | 0-0             | 0-0    | 0           | 1      | 1        | 0        | 0   | 0   | 0  | 0  | 0 | 7   |     |     |     |
| Team                 |                     |        |                 |        | 1           | 1      | 2        |          |     |     |    |    |   |     |     |     |     |
| Totals               |                     | 32-67  | 8-20            | 10-19  | 11          | 35     | 46       | 17       | 82  | 17  | 10 | 5  | 8 | 200 |     |     |     |
| FG % 1st Half: 16-36 |                     | 44.4%  | 2nd half: 16-31 | 51.6%  | Game: 32-67 | 47.8%  | Deadball |          |     |     |    |    |   |     |     |     |     |
| 3FG % 1st Half: 3-10 |                     | 30.0%  | 2nd half: 5-10  | 50.0%  | Game: 8-20  | 40.0%  | Rebounds |          |     |     |    |    |   |     |     |     |     |
| FT % 1st Half: 4-5   |                     | 80.0%  | 2nd half: 6-14  | 42.9%  | Game: 10-19 | 52.6%  | 4        |          |     |     |    |    |   |     |     |     |     |

Officials: Anthony Jordan, Forrest Sigler, Todd Austin  
 Technical fouls: Buffalo-EVANS, Shannon. Texas A&M-Space, Antwan.  
 Attendance: 4969

| Score by periods | 1st | 2nd | Total |
|------------------|-----|-----|-------|
| Buffalo          | 31  | 27  | 58    |
| Texas A&M        | 39  | 43  | 82    |

Last FG - UB 2nd-09:48, TAMU 2nd-00:34.  
 Largest lead - UB by 8 1st-06:34, TAMU by 24 2nd-00:34.

Score tied - 3 times.  
 Lead changed - 7 times.

### Mississippi Valley S 67 • 0-2

| #                    | Player               | Total  |                 |        | 3-Ptr       |        |          | Rebounds |     |     | PF | TP | A | TO  | Blk | Stl | Min |
|----------------------|----------------------|--------|-----------------|--------|-------------|--------|----------|----------|-----|-----|----|----|---|-----|-----|-----|-----|
|                      |                      | FG-FGA | FG-FGA          | FT-FTA | FG-FGA      | FG-FGA | FT-FTA   | Off      | Def | Tot |    |    |   |     |     |     |     |
| 01                   | Priar, DeAngelo      | * 2-4  | 1-1             | 1-2    | 0           | 0      | 0        | 2        | 6   | 1   | 4  | 0  | 2 | 27  |     |     |     |
| 03                   | Marshall, Darryl     | * 4-13 | 0-2             | 5-7    | 1           | 1      | 2        | 1        | 13  | 5   | 1  | 0  | 2 | 29  |     |     |     |
| 23                   | Currington, James    | * 3-8  | 0-0             | 2-4    | 4           | 3      | 7        | 4        | 8   | 0   | 1  | 0  | 1 | 28  |     |     |     |
| 24                   | McDonald, Anthony    | * 6-21 | 4-10            | 5-5    | 0           | 1      | 1        | 1        | 21  | 0   | 1  | 0  | 1 | 34  |     |     |     |
| 33                   | Hurt, Daniel         | * 2-4  | 0-1             | 0-0    | 1           | 2      | 3        | 3        | 4   | 0   | 0  | 0  | 0 | 12  |     |     |     |
| 00                   | Vaughn, Vacha        | * 1-5  | 0-0             | 2-2    | 1           | 2      | 3        | 2        | 4   | 0   | 0  | 0  | 0 | 17  |     |     |     |
| 02                   | Washington, Jordan   | * 0-2  | 0-1             | 2-2    | 0           | 1      | 1        | 1        | 2   | 2   | 0  | 0  | 1 | 11  |     |     |     |
| 10                   | Fauntleroy, Thaddeus | * 0-1  | 0-0             | 4-5    | 0           | 1      | 1        | 2        | 4   | 1   | 3  | 0  | 0 | 12  |     |     |     |
| 13                   | Henry, Cortland      | * 0-0  | 0-0             | 0-0    | 0           | 0      | 0        | 1        | 0   | 0   | 0  | 0  | 0 | 1   |     |     |     |
| 22                   | Ralling, Blake       | * 0-2  | 0-2             | 3-4    | 0           | 5      | 4        | 3        | 0   | 0   | 0  | 0  | 0 | 25  |     |     |     |
| 31                   | Fancis, Julius       | * 1-2  | 0-0             | 0-0    | 0           | 0      | 0        | 2        | 0   | 0   | 0  | 0  | 0 | 4   |     |     |     |
| Team                 |                      |        |                 |        | 5           | 3      | 8        |          |     |     |    |    |   |     |     |     |     |
| Totals               |                      | 19-62  | 5-17            | 24-31  | 12          | 19     | 31       | 21       | 67  | 9   | 10 | 0  | 7 | 200 |     |     |     |
| FG % 1st Half: 8-27  |                      | 29.6%  | 2nd half: 11-35 | 31.4%  | Game: 19-62 | 30.6%  | Deadball |          |     |     |    |    |   |     |     |     |     |
| 3FG % 1st Half: 3-9  |                      | 33.3%  | 2nd half: 2-8   | 25.0%  | Game: 5-17  | 29.4%  | Rebounds |          |     |     |    |    |   |     |     |     |     |
| FT % 1st Half: 16-19 |                      | 84.2%  | 2nd half: 8-12  | 66.7%  | Game: 24-31 | 77.4%  | 4        |          |     |     |    |    |   |     |     |     |     |

### Texas A&M 91 • 2-0

| #                    | Player              | Total  |                 |        | 3-Ptr       |        |          | Rebounds |     |     | PF | TP | A | TO  | Blk | Stl | Min |
|----------------------|---------------------|--------|-----------------|--------|-------------|--------|----------|----------|-----|-----|----|----|---|-----|-----|-----|-----|
|                      |                     | FG-FGA | FG-FGA          | FT-FTA | FG-FGA      | FG-FGA | FT-FTA   | Off      | Def | Tot |    |    |   |     |     |     |     |
| 02                   | Smith, Shawn        | * 3-6  | 2-3             | 0-0    | 1           | 3      | 4        | 4        | 8   | 2   | 2  | 0  | 0 | 20  |     |     |     |
| 05                   | Green, Jordan       | * 4-5  | 0-0             | 1-1    | 0           | 2      | 2        | 4        | 9   | 3   | 0  | 0  | 0 | 26  |     |     |     |
| 14                   | Roberson, Kourtney  | * 9-12 | 0-0             | 6-8    | 4           | 6      | 10       | 3        | 24  | 0   | 2  | 2  | 2 | 35  |     |     |     |
| 21                   | Caruso, Alex        | * 6-10 | 1-4             | 1-1    | 1           | 4      | 5        | 2        | 14  | 5   | 4  | 3  | 2 | 23  |     |     |     |
| 24                   | Space, Antwan       | * 2-4  | 0-1             | 4-6    | 0           | 6      | 6        | 1        | 8   | 2   | 1  | 2  | 1 | 24  |     |     |     |
| 04                   | Miller, Tavario     | * 0-0  | 0-0             | 1-4    | 0           | 2      | 2        | 2        | 1   | 0   | 0  | 0  | 0 | 7   |     |     |     |
| 10                   | McDonald, Blake     | * 0-0  | 0-0             | 0-0    | 0           | 0      | 0        | 0        | 0   | 0   | 0  | 0  | 0 | 8   |     |     |     |
| 12                   | Harris, Fabyon      | * 4-6  | 1-2             | 0-0    | 1           | 3      | 4        | 3        | 9   | 2   | 2  | 1  | 0 | 23  |     |     |     |
| 15                   | Fitzgerald, Davonte | * 2-4  | 0-2             | 0-0    | 0           | 0      | 0        | 0        | 4   | 1   | 0  | 1  | 0 | 6   |     |     |     |
| 23                   | Jones, Jamal        | * 5-11 | 1-5             | 3-4    | 0           | 5      | 2        | 14       | 0   | 0   | 2  | 1  | 0 | 24  |     |     |     |
| 45                   | Johns, Dylan        | * 0-0  | 0-0             | 0-0    | 0           | 1      | 1        | 2        | 0   | 0   | 1  | 1  | 0 | 4   |     |     |     |
| Team                 |                     |        |                 |        | 0           | 2      | 2        |          |     |     |    |    |   |     |     |     |     |
| Totals               |                     | 35-58  | 5-17            | 16-24  | 7           | 34     | 41       | 24       | 91  | 15  | 12 | 12 | 6 | 200 |     |     |     |
| FG % 1st Half: 17-31 |                     | 54.8%  | 2nd half: 18-27 | 66.7%  | Game: 35-58 | 60.3%  | Deadball |          |     |     |    |    |   |     |     |     |     |
| 3FG % 1st Half: 3-10 |                     | 30.0%  | 2nd half: 5-10  | 50.0%  | Game: 5-17  | 29.4%  | Rebounds |          |     |     |    |    |   |     |     |     |     |
| FT % 1st Half: 4-5   |                     | 80.0%  | 2nd half: 6-14  | 42.9%  | Game: 16-24 | 66.7%  | 5        |          |     |     |    |    |   |     |     |     |     |

Officials: Tony Greene, Jeff Smith, Patrick Evans  
 Technical fouls: Mississippi Valley S-None. Texas A&M-Green, Jordan.  
 Attendance: 4240

| Score by periods     | 1st | 2nd | Total |
|----------------------|-----|-----|-------|
| Mississippi Valley S | 35  | 32  | 67    |
| Texas A&M            | 42  | 49  | 91    |

Last FG - MVSUM 2nd-05:08, TAMU 2nd-00:34.  
 Largest lead - MVSUM None, TAMU by 24 2nd-00:34.

Score tied - 0 times.  
 Lead changed - 0 times.

## Game 3: A&M 68, Rice 65 (College Station) 11/15

## Game 4: A&M 75, Prairie View A&M 65 (College Station) 11/19

### Rice 65 • 1-2

| #                    | Player            | Total  |                 |        | 3-Ptr       |        |          | Rebounds |     |     | PF | TP | A  | TO  | Blk | Stl | Min |
|----------------------|-------------------|--------|-----------------|--------|-------------|--------|----------|----------|-----|-----|----|----|----|-----|-----|-----|-----|
|                      |                   | FG-FGA | FG-FGA          | FT-FTA | FG-FGA      | FG-FGA | FT-FTA   | Off      | Def | Tot |    |    |    |     |     |     |     |
| 01                   | GUERCY, Max       | * 6-10 | 1-4             | 4-6    | 0           | 0      | 0        | 0        | 17  | 9   | 4  | 0  | 3  | 35  |     |     |     |
| 03                   | OBI, Sean         | * 4-5  | 0-0             | 0-0    | 1           | 8      | 9        | 4        | 8   | 1   | 0  | 0  | 1  | 24  |     |     |     |
| 22                   | JACKSON, Marcus   | * 3-6  | 2-5             | 2-2    | 0           | 2      | 2        | 10       | 1   | 4   | 1  | 1  | 34 |     |     |     |     |
| 41                   | GEARHART, Seth    | * 3-7  | 2-5             | 2-2    | 0           | 3      | 4        | 10       | 1   | 0   | 3  | 0  | 28 |     |     |     |     |
| 02                   | RAMLJAK, Austin   | * 4-13 | 3-9             | 0-0    | 0           | 3      | 3        | 2        | 11  | 1   | 1  | 0  | 1  | 33  |     |     |     |
| 00                   | PEERA, Dan        | * 0-0  | 0-0             | 0-0    | 0           | 2      | 2        | 0        | 0   | 1   | 0  | 0  | 0  | 3   |     |     |     |
| 04                   | KAPIC, Nizar      | * 1-4  | 1-3             | 0-0    | 0           | 1      | 1        | 2        | 3   | 1   | 2  | 0  | 1  | 10  |     |     |     |
| 11                   | WILSON, Ross      | * 0-0  | 0-0             | 0-0    | 0           | 1      | 1        | 3        | 0   | 1   | 1  | 0  | 0  | 7   |     |     |     |
| 21                   | BENDER, Drew      | * 2-5  | 0-3             | 0-0    | 1           | 1      | 2        | 2        | 4   | 1   | 0  | 0  | 1  | 10  |     |     |     |
| 44                   | FIROZGARY, Bahrom | * 0-0  | 0-0             | 0-0    | 0           | 0      | 0        | 3        | 0   | 0   | 0  | 0  | 0  | 4   |     |     |     |
| 54                   | DRONE, Andrew     | * 1-3  | 0-0             | 0-0    | 1           | 0      | 1        | 2        | 2   | 0   | 1  | 0  | 0  | 12  |     |     |     |
| Team                 |                   |        |                 |        | 2           | 4      | 6        |          |     |     |    |    |    |     |     |     |     |
| Totals               |                   | 24-53  | 9-29            | 8-10   | 5           | 25     | 30       | 24       | 65  | 17  | 13 | 4  | 8  | 200 |     |     |     |
| FG % 1st Half: 14-29 |                   | 48.3%  | 2nd half: 10-24 | 41.7%  | Game: 24-53 | 45.3%  | Deadball |          |     |     |    |    |    |     |     |     |     |
| 3FG % 1st Half: 4-17 |                   | 23.5%  | 2nd half: 5-12  | 41.7%  | Game: 9-29  | 31.0%  | Rebounds |          |     |     |    |    |    |     |     |     |     |
| FT % 1st Half: 1-1   |                   | 100.0% | 2nd half: 7-9   | 77.8%  | Game: 8-10  | 80.0%  | 0        |          |     |     |    |    |    |     |     |     |     |

# BOX SCORES

## Game 5: A&M 79, Sam Houston St 62 (College Station) 11/24

## Game 6: A&M 88, Ark-Pine Bluff 55 (College Station) 11/26

### Sam Houston St 62 • 4-1

| #                   | Player             | Total  |                 |        | 3-Ptr       |        |        | Rebounds |     |     | PF | TP | A  | TO  | Blk | Stl | Min |
|---------------------|--------------------|--------|-----------------|--------|-------------|--------|--------|----------|-----|-----|----|----|----|-----|-----|-----|-----|
|                     |                    | FG-FGA | FG-FGA          | FT-FTA | FG-FGA      | FG-FGA | FT-FTA | Off      | Def | Tot |    |    |    |     |     |     |     |
| 01                  | Peters, Jabari     | 2-5    | 0-0             | 4-7    | 1           | 5      | 6      | 2        | 8   | 2   | 2  | 0  | 0  | 0   | 0   | 30  |     |
| 15                  | Ransom, Kaheem     | 4-14   | 0-4             | 5-7    | 1           | 1      | 2      | 0        | 13  | 3   | 3  | 0  | 3  | 3   | 34  |     |     |
| 20                  | Thomas, James      | 3-5    | 0-0             | 3-6    | 0           | 3      | 3      | 1        | 9   | 1   | 1  | 0  | 1  | 29  |     |     |     |
| 21                  | Baxter, Paul       | 2-6    | 1-4             | 1-2    | 0           | 2      | 2      | 4        | 6   | 0   | 0  | 0  | 2  | 16  |     |     |     |
| 35                  | Holyfield, Michael | 0-4    | 0-0             | 3-4    | 1           | 5      | 6      | 5        | 3   | 1   | 1  | 0  | 2  | 17  |     |     |     |
| 02                  | McKinney, Marquel  | 1-2    | 0-0             | 0-0    | 1           | 1      | 2      | 2        | 2   | 0   | 0  | 0  | 1  | 11  |     |     |     |
| 03                  | Henderson, Dakarai | 1-3    | 0-1             | 0-0    | 0           | 0      | 0      | 2        | 2   | 0   | 1  | 0  | 1  | 14  |     |     |     |
| 12                  | McLeroy, Kyle      | 0-0    | 0-0             | 0-0    | 0           | 0      | 0      | 0        | 0   | 0   | 0  | 0  | 0  | 1   |     |     |     |
| 24                  | Motley, Terrance   | 2-3    | 0-0             | 1-3    | 0           | 0      | 0      | 4        | 5   | 0   | 1  | 0  | 0  | 12  |     |     |     |
| 32                  | Bond, Will         | 1-2    | 1-2             | 0-0    | 0           | 1      | 1      | 3        | 3   | 0   | 0  | 0  | 0  | 9   |     |     |     |
| 33                  | Mason, Nathaniel   | 3-7    | 0-1             | 1-2    | 0           | 2      | 2      | 0        | 7   | 0   | 0  | 0  | 0  | 17  |     |     |     |
| 34                  | Majauskas, Aurimas | 1-2    | 0-0             | 2-2    | 2           | 1      | 3      | 3        | 4   | 0   | 1  | 0  | 1  | 10  |     |     |     |
| Team                |                    | 2-2    |                 | 2      |             | 2      |        | 2        |     | 2   |    | 2  |    | 2   |     |     |     |
| Totals              |                    | 20-53  | 2-12            | 20-33  | 8           | 21     | 29     | 26       | 62  | 7   | 10 | 0  | 11 | 200 |     |     |     |
| FG % 1st Half: 9-27 |                    | 33.3%  | 2nd half: 11-26 | 42.3%  | Game: 20-53 |        | 37.7%  | Deadball |     |     |    |    |    |     |     |     |     |
| 3FG % 1st Half: 2-6 |                    | 33.3%  | 2nd half: 0-6   | 0.0%   | Game: 2-12  |        | 16.7%  | Rebounds |     |     |    |    |    |     |     |     |     |
| FT % 1st Half: 5-8  |                    | 62.5%  | 2nd half: 15-25 | 60.0%  | Game: 20-33 |        | 60.6%  | 5        |     |     |    |    |    |     |     |     |     |

### Texas A&M 79 • 5-0

| #                    | Player              | Total  |                 |        | 3-Ptr       |        |        | Rebounds |     |     | PF | TP | A | TO  | Blk | Stl | Min |
|----------------------|---------------------|--------|-----------------|--------|-------------|--------|--------|----------|-----|-----|----|----|---|-----|-----|-----|-----|
|                      |                     | FG-FGA | FG-FGA          | FT-FTA | FG-FGA      | FG-FGA | FT-FTA | Off      | Def | Tot |    |    |   |     |     |     |     |
| 02                   | Smith, Shawn        | 3-6    | 1-1             | 0-0    | 0           | 4      | 4      | 2        | 7   | 2   | 0  | 0  | 0 | 0   | 24  |     |     |
| 05                   | Green, Jordan       | 4-6    | 0-1             | 1-1    | 0           | 1      | 1      | 1        | 9   | 1   | 0  | 0  | 1 | 20  |     |     |     |
| 14                   | Roberson, Kourtney  | 3-5    | 0-0             | 1-3    | 3           | 5      | 8      | 2        | 7   | 2   | 1  | 1  | 0 | 15  |     |     |     |
| 21                   | Caruso, Alex        | 3-6    | 0-0             | 3-5    | 0           | 3      | 3      | 3        | 9   | 5   | 3  | 0  | 1 | 17  |     |     |     |
| 24                   | Space, Antwan       | 4-6    | 0-0             | 4-7    | 2           | 7      | 9      | 2        | 12  | 0   | 2  | 0  | 0 | 23  |     |     |     |
| 04                   | Miller, Tavario     | 1-2    | 0-0             | 0-0    | 0           | 2      | 2      | 2        | 2   | 0   | 0  | 1  | 0 | 13  |     |     |     |
| 10                   | McDonald, Blake     | 0-0    | 0-0             | 0-0    | 0           | 0      | 0      | 0        | 0   | 1   | 0  | 0  | 0 | 3   |     |     |     |
| 11                   | Reese, J-Mychal     | 2-2    | 0-0             | 1-2    | 0           | 4      | 4      | 3        | 5   | 2   | 4  | 0  | 0 | 15  |     |     |     |
| 12                   | Harris, Fabyon      | 2-2    | 2-2             | 4-4    | 0           | 2      | 2      | 2        | 10  | 0   | 2  | 0  | 1 | 23  |     |     |     |
| 15                   | Fitzgerald, Davonte | 2-5    | 0-3             | 0-0    | 0           | 0      | 0      | 4        | 4   | 0   | 1  | 3  | 1 | 14  |     |     |     |
| 20                   | Thomas, Don         | 0-0    | 0-0             | 0-0    | 0           | 0      | 0      | 0        | 0   | 0   | 1  | 0  | 0 | 2   |     |     |     |
| 23                   | Jones, Jamal        | 2-7    | 1-3             | 4-4    | 0           | 1      | 1      | 3        | 9   | 0   | 2  | 1  | 0 | 18  |     |     |     |
| 25                   | Dobbins, Kyle       | 2-2    | 0-0             | 1-3    | 0           | 0      | 0      | 0        | 5   | 0   | 1  | 0  | 0 | 2   |     |     |     |
| 45                   | Johns, Dylan        | 0-0    | 0-0             | 0-1    | 0           | 0      | 0      | 1        | 0   | 1   | 0  | 1  | 0 | 11  |     |     |     |
| Team                 |                     | 3-4    |                 | 7      |             | 7      |        | 3        |     | 4   |    | 7  |   | 4   |     |     |     |
| Totals               |                     | 28-49  | 4-10            | 19-30  | 8           | 33     | 41     | 25       | 79  | 14  | 17 | 7  | 4 | 200 |     |     |     |
| FG % 1st Half: 11-23 |                     | 47.8%  | 2nd half: 17-26 | 65.4%  | Game: 28-49 |        | 57.1%  | Deadball |     |     |    |    |   |     |     |     |     |
| 3FG % 1st Half: 4-7  |                     | 57.1%  | 2nd half: 0-3   | 0.0%   | Game: 4-10  |        | 40.0%  | Rebounds |     |     |    |    |   |     |     |     |     |
| FT % 1st Half: 8-12  |                     | 66.7%  | 2nd half: 11-18 | 61.1%  | Game: 19-30 |        | 63.3%  | 3        |     |     |    |    |   |     |     |     |     |

Officials: Patrick Evans, James Breeding, Don Daily  
 Technical fouls: Sam Houston St-None. Texas A&M-None.  
 Attendance: 4218

| Score by periods | 1st | 2nd | Total |
|------------------|-----|-----|-------|
| Sam Houston St   | 25  | 37  | 62    |
| Texas A&M        | 34  | 45  | 79    |

Last FG - SHSU 2nd-00:25, TAMU 2nd-00:51.  
 Largest lead - SHSU None, TAMU by 31 2nd-05:35.

Score tied - 0 times.  
 Lead changed - 0 times.

### Ark-Pine Bluff 55 • 2-4

| #                    | Player              | Total  |                 |        | 3-Ptr       |        |        | Rebounds |     |     | PF | TP | A  | TO  | Blk | Stl | Min |
|----------------------|---------------------|--------|-----------------|--------|-------------|--------|--------|----------|-----|-----|----|----|----|-----|-----|-----|-----|
|                      |                     | FG-FGA | FG-FGA          | FT-FTA | FG-FGA      | FG-FGA | FT-FTA | Off      | Def | Tot |    |    |    |     |     |     |     |
| 03                   | Haynes, Davon       | 4-13   | 0-3             | 0-2    | 3           | 1      | 4      | 5        | 8   | 2   | 2  | 1  | 1  | 31  |     |     |     |
| 12                   | Floyd, Jaylon       | 0-1    | 0-0             | 0-0    | 0           | 1      | 1      | 1        | 0   | 0   | 0  | 0  | 0  | 11  |     |     |     |
| 14                   | Hammond, Tevin      | 5-10   | 3-4             | 2-2    | 2           | 1      | 3      | 4        | 15  | 3   | 5  | 0  | 4  | 35  |     |     |     |
| 23                   | Robinson, Ghiavonni | 3-7    | 2-6             | 0-0    | 1           | 1      | 2      | 2        | 8   | 1   | 1  | 0  | 1  | 25  |     |     |     |
| 44                   | Broughton, Daniel   | 5-17   | 0-1             | 2-4    | 6           | 6      | 12     | 3        | 12  | 0   | 3  | 0  | 0  | 32  |     |     |     |
| 00                   | Tingle, Sean        | 1-4    | 0-0             | 0-0    | 1           | 1      | 2      | 0        | 2   | 0   | 0  | 0  | 0  | 8   |     |     |     |
| 01                   | Mosley, Marcel      | 2-6    | 0-2             | 0-0    | 1           | 0      | 1      | 3        | 4   | 2   | 3  | 0  | 2  | 18  |     |     |     |
| 15                   | Whiting, Trent      | 1-2    | 1-2             | 2-2    | 0           | 0      | 0      | 1        | 5   | 0   | 1  | 0  | 0  | 10  |     |     |     |
| 21                   | Savage, Chandler    | 0-0    | 0-0             | 0-0    | 0           | 4      | 4      | 1        | 0   | 0   | 1  | 0  | 0  | 15  |     |     |     |
| 22                   | McIntyre, DeAndre   | 0-2    | 0-2             | 0-0    | 0           | 0      | 0      | 2        | 0   | 0   | 1  | 0  | 1  | 9   |     |     |     |
| 25                   | Jackson, Roy        | 0-0    | 0-0             | 1-3    | 0           | 0      | 0      | 0        | 1   | 0   | 0  | 0  | 1  | 6   |     |     |     |
| Team                 |                     | 4-2    |                 | 6      |             | 6      |        | 4        |     | 2   |    | 6  |    | 2   |     |     |     |
| Totals               |                     | 21-62  | 6-20            | 7-13   | 18          | 17     | 35     | 22       | 55  | 10  | 18 | 2  | 10 | 200 |     |     |     |
| FG % 1st Half: 11-26 |                     | 42.3%  | 2nd half: 10-36 | 27.8%  | Game: 21-62 |        | 33.9%  | Deadball |     |     |    |    |    |     |     |     |     |
| 3FG % 1st Half: 2-8  |                     | 25.0%  | 2nd half: 4-12  | 33.3%  | Game: 6-20  |        | 30.0%  | Rebounds |     |     |    |    |    |     |     |     |     |
| FT % 1st Half: 5-7   |                     | 71.4%  | 2nd half: 2-6   | 33.3%  | Game: 7-13  |        | 53.8%  | 3        |     |     |    |    |    |     |     |     |     |

### Texas A&M 88 • 6-0

| #                    | Player              | Total  |                 |        | 3-Ptr       |        |        | Rebounds |     |     | PF | TP | A | TO  | Blk | Stl | Min |
|----------------------|---------------------|--------|-----------------|--------|-------------|--------|--------|----------|-----|-----|----|----|---|-----|-----|-----|-----|
|                      |                     | FG-FGA | FG-FGA          | FT-FTA | FG-FGA      | FG-FGA | FT-FTA | Off      | Def | Tot |    |    |   |     |     |     |     |
| 02                   | Smith, Shawn        | 1-3    | 0-2             | 0-0    | 0           | 1      | 1      | 2        | 2   | 3   | 3  | 0  | 0 | 21  |     |     |     |
| 05                   | Green, Jordan       | 4-6    | 0-1             | 3-3    | 0           | 3      | 3      | 1        | 11  | 1   | 1  | 1  | 2 | 21  |     |     |     |
| 14                   | Roberson, Kourtney  | 2-5    | 0-0             | 7-11   | 5           | 2      | 7      | 1        | 11  | 1   | 1  | 3  | 1 | 20  |     |     |     |
| 21                   | Caruso, Alex        | 2-4    | 1-1             | 0-2    | 0           | 0      | 0      | 4        | 5   | 3   | 1  | 0  | 2 | 17  |     |     |     |
| 24                   | Space, Antwan       | 2-3    | 0-0             | 3-3    | 1           | 4      | 5      | 0        | 7   | 0   | 2  | 0  | 0 | 22  |     |     |     |
| 04                   | Miller, Tavario     | 2-2    | 0-0             | 2-2    | 1           | 3      | 4      | 2        | 6   | 1   | 3  | 0  | 0 | 10  |     |     |     |
| 10                   | McDonald, Blake     | 0-0    | 0-0             | 0-0    | 0           | 1      | 1      | 0        | 0   | 2   | 1  | 0  | 0 | 4   |     |     |     |
| 11                   | Reese, J-Mychal     | 4-7    | 1-1             | 0-1    | 1           | 1      | 2      | 2        | 9   | 1   | 1  | 0  | 3 | 16  |     |     |     |
| 12                   | Harris, Fabyon      | 3-4    | 2-3             | 4-4    | 0           | 2      | 2      | 0        | 12  | 4   | 0  | 1  | 0 | 23  |     |     |     |
| 15                   | Fitzgerald, Davonte | 1-3    | 0-0             | 2-5    | 0           | 1      | 1      | 0        | 4   | 0   | 1  | 1  | 0 | 13  |     |     |     |
| 20                   | Thomas, Don         | 0-0    | 0-0             | 0-0    | 0           | 0      | 0      | 0        | 0   | 0   | 0  | 0  | 0 | 0+  |     |     |     |
| 23                   | Jones, Jamal        | 6-9    | 5-7             | 1-2    | 1           | 4      | 5      | 0        | 18  | 2   | 1  | 3  | 1 | 24  |     |     |     |
| 25                   | Dobbins, Kyle       | 0-0    | 0-0             | 1-2    | 0           | 1      | 1      | 0        | 1   | 0   | 0  | 0  | 0 | 2   |     |     |     |
| 45                   | Johns, Dylan        | 1-1    | 0-0             | 0-0    | 0           | 0      | 0      | 0        | 2   | 1   | 0  | 1  | 0 | 7   |     |     |     |
| Team                 |                     | 0-3    |                 | 3      |             | 3      |        | 13       |     | 88  |    | 19 |   | 15  |     | 10  |     |
| Totals               |                     | 28-47  | 9-15            | 23-35  | 9           | 26     | 35     | 13       | 88  | 19  | 15 | 10 | 9 | 200 |     |     |     |
| FG % 1st Half: 13-22 |                     | 59.1%  | 2nd half: 15-25 | 60.0%  | Game: 28-47 |        | 59.6%  | Deadball |     |     |    |    |   |     |     |     |     |
| 3FG % 1st Half: 5-8  |                     | 62.5%  | 2nd half: 4-7   | 57.1%  | Game: 9-15  |        | 60.0%  | Rebounds |     |     |    |    |   |     |     |     |     |
| FT % 1st Half: 13-19 |                     | 68.4%  | 2nd half: 10-16 | 62.5%  | Game: 23-35 |        | 65.7%  | 5        |     |     |    |    |   |     |     |     |     |

Officials: Lee Cassell, Garrick Shannon, Rusty Phillips  
 Technical fouls: Ark-Pine Bluff-None. Texas A&M-None.  
 Attendance: 4351

| Score by periods | 1st | 2nd | Total |
|------------------|-----|-----|-------|
| Ark-Pine Bluff   | 29  | 26  | 55    |
| Texas A&M        | 44  | 44  | 88    |

Last FG - UAPBM 2nd-00:22, TAMU 2nd-00:49.  
 Largest lead - UAPBM by 1 1st-17:57, TAMU by 34 2nd-00:49.

Score tied - 1 time.  
 Lead changed - 2 times.

## Game 7: Missouri State 73, A&M 67 (Corpus Christi) 11/29

## Game 8: SMU 55, A&M 52 (Corpus Christi) 11/30

### Missouri State 73 • 6-0

| #  | Player           | Total  |        |        | 3-Ptr  |        |        | Rebounds |     |     | PF | TP | A   | TO | Blk | Stl | Min |
|----|------------------|--------|--------|--------|--------|--------|--------|----------|-----|-----|----|----|-----|----|-----|-----|-----|
|    |                  | FG-FGA | FG-FGA | FT-FTA | FG-FGA | FG-FGA | FT-FTA | Off      | Def | Tot |    |    |     |    |     |     |     |
| 05 | Jarmar Gulley    | 4-12   | 0-1    | 2-2    | 3      | 2      | 5      | 4        | 10  | 4   | 2  | 0  | 5   | 28 |     |     |     |
| 24 | Emmanuel Addo    | 4-6    | 1-2    | 2-2    | 0      | 2      | 2      | 4        | 11  | 0   | 2  | 0  | 0   | 14 |     |     |     |
| 50 | Tyler McCullough | 1-1    | 0-0    | 0-0    | 0      | 1      | 1      | 3        | 2   | 0   | 1  | 0  | 0   | 16 |     |     |     |
| 02 | Austin Ruder     | 6-11   | 5-9    | 2-2    | 0      | 3      | 3      | 1        | 19  | 1   | 0  | 0  | 0   | 32 |     |     |     |
| 23 | Dorrian Williams | 3-8    | 1-5    | 5-6    | 1      | 4      | 5      | 0        | 12  | 2   | 1  | 0  | 0   | 33 |     |     |     |
| 03 | Michael Simpson  | 0-0    | 0-0    | 0-0    | 0      | 0      | 0      | 0        | 0   | 0   | 0  | 0  | 0   | 0+ |     |     |     |
| 10 | Ron Mvouika      | 1-3    | 1-2    | 0-0    | 0      | 2      | 2      | 0        | 3   | 0   | 2  | 0  | 0   | 8  |     |     |     |
| 12 | Devon Thomas     | 0-2    | 0-1    | 3-4    | 0      | 1      | 1      | 1        | 3   | 2   | 1  | 0  | 1</ |    |     |     |     |

# BOX SCORES

## Game 9: A&M 74, Houston 57 (College Station) 12/4

## Game 10: A&M 73, McNeese St. 60 (College Station) 12/14

### Houston 57 • 6-3

| #                    | Player            | Total  |                |        | 3-Ptr       |        |        | Rebounds |     |     | PF | TP | A | TO  | Blk | Stl | Min |
|----------------------|-------------------|--------|----------------|--------|-------------|--------|--------|----------|-----|-----|----|----|---|-----|-----|-----|-----|
|                      |                   | FG-FGA | FG-FGA         | FT-FTA | FG-FGA      | FG-FGA | FT-FTA | Off      | Def | Tot |    |    |   |     |     |     |     |
| 01                   | McLEAN, Mikhail   | * 1-3  | 0-0            | 1-2    | 2           | 2      | 4      | 0        | 3   | 0   | 0  | 0  | 0 | 0   | 0   | 13  |     |
| 05                   | ROSE, L.J.        | * 1-9  | 0-2            | 1-2    | 2           | 1      | 3      | 1        | 3   | 4   | 2  | 0  | 1 | 3   | 1   | 31  |     |
| 14                   | WOMACK, Tione     | * 3-8  | 2-5            | 0-0    | 2           | 3      | 5      | 2        | 8   | 2   | 1  | 0  | 0 | 0   | 29  |     |     |
| 21                   | STIGGERS, Jherrod | * 2-7  | 1-4            | 1-1    | 0           | 0      | 0      | 1        | 6   | 0   | 1  | 0  | 0 | 0   | 21  |     |     |
| 35                   | THOMAS, TaShawn   | * 7-13 | 0-0            | 2-2    | 4           | 7      | 11     | 1        | 16  | 4   | 3  | 5  | 1 | 3   | 34  |     |     |
| 00                   | KNOWLES, Danrad   | 1-5    | 0-1            | 0-0    | 0           | 2      | 2      | 1        | 2   | 0   | 3  | 0  | 0 | 0   | 13  |     |     |
| 02                   | MORRIS, Brandon   | 1-3    | 0-1            | 0-0    | 2           | 0      | 2      | 0        | 2   | 1   | 0  | 0  | 0 | 0   | 13  |     |     |
| 03                   | SIMMONS, Jaaron   | 1-2    | 0-1            | 0-0    | 0           | 0      | 0      | 0        | 2   | 1   | 1  | 0  | 0 | 0   | 8   |     |     |
| 04                   | BARNES, LeRon     | 1-7    | 0-1            | 2-2    | 1           | 3      | 4      | 3        | 4   | 0   | 0  | 0  | 0 | 0   | 19  |     |     |
| 55                   | RICHARDSON, J.J.  | 3-5    | 0-0            | 5-6    | 1           | 0      | 1      | 1        | 11  | 2   | 0  | 0  | 0 | 0   | 19  |     |     |
| Team                 |                   |        |                |        | 2           | 4      | 6      |          |     |     |    |    |   |     |     |     |     |
| Totals               |                   | 21-62  | 3-15           | 12-15  | 16          | 22     | 38     | 10       | 57  | 14  | 11 | 5  | 2 | 200 |     |     |     |
| FG % 1st Half: 13-36 |                   | 36.1%  | 2nd half: 8-26 | 30.8%  | Game: 21-62 |        | 33.9%  | Deadball |     |     |    |    |   |     |     |     |     |
| 3FG % 1st Half: 2-8  |                   | 25.0%  | 2nd half: 1-7  | 14.3%  | Game: 3-15  |        | 20.0%  | Rebounds |     |     |    |    |   |     |     |     |     |
| FT % 1st Half: 4-5   |                   | 80.0%  | 2nd half: 8-10 | 80.0%  | Game: 12-15 |        | 80.0%  | 1,1      |     |     |    |    |   |     |     |     |     |

### Texas A&M 74 • 7-2

| #                    | Player              | Total  |                 |        | 3-Ptr       |        |        | Rebounds |     |     | PF | TP | A | TO  | Blk | Stl | Min |
|----------------------|---------------------|--------|-----------------|--------|-------------|--------|--------|----------|-----|-----|----|----|---|-----|-----|-----|-----|
|                      |                     | FG-FGA | FG-FGA          | FT-FTA | FG-FGA      | FG-FGA | FT-FTA | Off      | Def | Tot |    |    |   |     |     |     |     |
| 05                   | Green, Jordan       | * 2-5  | 0-1             | 2-2    | 0           | 4      | 4      | 1        | 6   | 6   | 1  | 0  | 2 | 25  |     |     |     |
| 14                   | Roberson, Kourtney  | * 7-9  | 0-0             | 0-0    | 1           | 6      | 7      | 2        | 14  | 2   | 1  | 0  | 2 | 26  |     |     |     |
| 15                   | Fitzgerald, Davonte | * 3-12 | 2-7             | 2-2    | 1           | 3      | 4      | 1        | 10  | 1   | 1  | 3  | 0 | 26  |     |     |     |
| 21                   | Caruso, Alex        | * 2-6  | 0-3             | 0-0    | 0           | 3      | 3      | 3        | 4   | 4   | 0  | 1  | 0 | 21  |     |     |     |
| 23                   | Jones, Jamal        | * 7-14 | 7-10            | 0-0    | 2           | 5      | 7      | 2        | 21  | 2   | 3  | 1  | 0 | 31  |     |     |     |
| 04                   | Miller, Tavario     | 0-0    | 0-0             | 0-0    | 0           | 2      | 2      | 2        | 0   | 0   | 1  | 1  | 1 | 13  |     |     |     |
| 10                   | McDonald, Blake     | 0-0    | 0-0             | 0-0    | 0           | 0      | 0      | 0        | 0   | 0   | 0  | 0  | 0 | 1   |     |     |     |
| 11                   | Reese, J-Mychal     | 4-5    | 1-1             | 1-1    | 0           | 0      | 0      | 1        | 10  | 2   | 2  | 2  | 0 | 16  |     |     |     |
| 12                   | Harris, Fabyon      | 1-3    | 0-1             | 0-0    | 0           | 2      | 2      | 0        | 2   | 5   | 0  | 0  | 0 | 25  |     |     |     |
| 24                   | Space, Antwan       | 3-4    | 0-0             | 1-1    | 0           | 2      | 2      | 1        | 7   | 0   | 0  | 0  | 1 | 14  |     |     |     |
| 25                   | Dobbins, Kyle       | 0-0    | 0-0             | 0-0    | 0           | 0      | 0      | 0        | 0   | 0   | 0  | 0  | 0 | 1   |     |     |     |
| 45                   | Johns, Dylan        | 0-0    | 0-0             | 0-0    | 0           | 0      | 0      | 0        | 0   | 0   | 1  | 0  | 0 | 1   |     |     |     |
| Team                 |                     |        |                 |        | 2           | 0      | 2      |          |     |     |    |    |   |     |     |     |     |
| Totals               |                     | 29-58  | 10-23           | 6-6    | 6           | 27     | 33     | 13       | 74  | 22  | 10 | 10 | 4 | 200 |     |     |     |
| FG % 1st Half: 15-27 |                     | 55.6%  | 2nd half: 14-31 | 45.2%  | Game: 29-58 |        | 50.0%  | Deadball |     |     |    |    |   |     |     |     |     |
| 3FG % 1st Half: 5-10 |                     | 50.0%  | 2nd half: 5-13  | 38.5%  | Game: 10-23 |        | 43.5%  | Rebounds |     |     |    |    |   |     |     |     |     |
| FT % 1st Half: 3-3   |                     | 100.0% | 2nd half: 3-3   | 100.0% | Game: 6-6   |        | 100.0% | 0        |     |     |    |    |   |     |     |     |     |

Officials: Ted Valentine, James Breeding, Michael Roberts  
 Technical fouls: Houston-None. Texas A&M-None.  
 Attendance: 4850

| Score by periods | 1st | 2nd | Total |
|------------------|-----|-----|-------|
| Houston          | 32  | 25  | 57    |
| Texas A&M        | 38  | 36  | 74    |

Last FG - HOU 2nd-02:15, TAMU 2nd-01:04.  
 Largest lead - HOU by 4 1st-18:47, TAMU by 19 2nd-01:04.

Score tied - 1 time.  
 Lead changed - 3 times.

### McNeese State 60 • 2-7

| #                    | Player            | Total  |                |        | 3-Ptr       |        |        | Rebounds |     |     | PF | TP | A | TO  | Blk | Stl | Min |
|----------------------|-------------------|--------|----------------|--------|-------------|--------|--------|----------|-----|-----|----|----|---|-----|-----|-----|-----|
|                      |                   | FG-FGA | FG-FGA         | FT-FTA | FG-FGA      | FG-FGA | FT-FTA | Off      | Def | Tot |    |    |   |     |     |     |     |
| 10                   | McFerrin, Craig   | * 2-3  | 0-0            | 1-2    | 1           | 3      | 4      | 2        | 5   | 1   | 3  | 1  | 0 | 25  |     |     |     |
| 11                   | Hardy, Kevin      | * 1-5  | 0-1            | 4-5    | 1           | 4      | 5      | 4        | 6   | 4   | 1  | 0  | 4 | 39  |     |     |     |
| 20                   | Fields, Adrian    | * 1-3  | 0-1            | 0-0    | 1           | 1      | 2      | 1        | 2   | 1   | 1  | 0  | 0 | 23  |     |     |     |
| 22                   | Eackles, Ledrick  | * 3-11 | 3-9            | 0-0    | 0           | 5      | 5      | 2        | 9   | 2   | 2  | 0  | 0 | 28  |     |     |     |
| 32                   | Guidry, Desharick | * 6-14 | 1-3            | 4-7    | 5           | 4      | 9      | 2        | 17  | 0   | 2  | 0  | 0 | 36  |     |     |     |
| 02                   | Burr, Jamaya      | 0-0    | 0-0            | 2-2    | 0           | 0      | 0      | 0        | 2   | 0   | 0  | 0  | 0 | 5   |     |     |     |
| 03                   | Garrett, Keelan   | 5-12   | 3-6            | 0-0    | 0           | 0      | 0      | 1        | 13  | 0   | 2  | 0  | 0 | 21  |     |     |     |
| 15                   | Moss, Matthew     | 1-2    | 1-2            | 0-0    | 0           | 0      | 0      | 2        | 3   | 0   | 0  | 0  | 1 | 7   |     |     |     |
| 23                   | Regis, Brandon    | 0-0    | 0-0            | 1-2    | 0           | 1      | 1      | 0        | 1   | 2   | 0  | 0  | 0 | 4   |     |     |     |
| 44                   | Lewis, Austin     | 1-1    | 0-0            | 0-0    | 1           | 2      | 3      | 1        | 2   | 0   | 0  | 1  | 0 | 12  |     |     |     |
| Team                 |                   |        |                |        | 0           | 1      | 1      |          |     |     |    |    |   |     |     |     |     |
| Totals               |                   | 20-51  | 8-22           | 12-18  | 9           | 21     | 30     | 15       | 60  | 10  | 11 | 2  | 5 | 200 |     |     |     |
| FG % 1st Half: 11-23 |                   | 47.8%  | 2nd half: 9-28 | 32.1%  | Game: 20-51 |        | 39.2%  | Deadball |     |     |    |    |   |     |     |     |     |
| 3FG % 1st Half: 6-14 |                   | 42.9%  | 2nd half: 2-8  | 25.0%  | Game: 8-22  |        | 36.4%  | Rebounds |     |     |    |    |   |     |     |     |     |
| FT % 1st Half: 3-6   |                   | 50.0%  | 2nd half: 9-12 | 75.0%  | Game: 12-18 |        | 66.7%  | 3        |     |     |    |    |   |     |     |     |     |

### Texas A&M 73 • 8-2

| #                    | Player              | Total  |                |        | 3-Ptr       |        |        | Rebounds |     |     | PF | TP | A | TO  | Blk | Stl | Min |
|----------------------|---------------------|--------|----------------|--------|-------------|--------|--------|----------|-----|-----|----|----|---|-----|-----|-----|-----|
|                      |                     | FG-FGA | FG-FGA         | FT-FTA | FG-FGA      | FG-FGA | FT-FTA | Off      | Def | Tot |    |    |   |     |     |     |     |
| 05                   | Green, Jordan       | * 2-3  | 1-1            | 1-2    | 0           | 0      | 0      | 0        | 6   | 2   | 1  | 0  | 2 | 24  |     |     |     |
| 14                   | Roberson, Kourtney  | * 6-10 | 0-0            | 2-2    | 2           | 1      | 3      | 3        | 14  | 1   | 1  | 0  | 1 | 21  |     |     |     |
| 15                   | Fitzgerald, Davonte | * 3-8  | 1-2            | 2-2    | 1           | 0      | 1      | 2        | 9   | 0   | 1  | 0  | 0 | 22  |     |     |     |
| 21                   | Caruso, Alex        | * 4-5  | 2-2            | 3-3    | 0           | 1      | 1      | 0        | 13  | 7   | 0  | 0  | 2 | 29  |     |     |     |
| 23                   | Jones, Jamal        | * 6-12 | 4-9            | 0-0    | 0           | 5      | 5      | 3        | 16  | 5   | 0  | 0  | 0 | 34  |     |     |     |
| 02                   | Smith, Shawn        | 0-1    | 0-1            | 0-0    | 0           | 1      | 1      | 0        | 0   | 0   | 0  | 0  | 0 | 4   |     |     |     |
| 04                   | Miller, Tavario     | 1-2    | 0-0            | 0-0    | 2           | 2      | 4      | 1        | 2   | 0   | 0  | 0  | 0 | 11  |     |     |     |
| 11                   | Reese, J-Mychal     | 1-6    | 1-2            | 0-0    | 1           | 1      | 2      | 2        | 3   | 1   | 2  | 0  | 0 | 11  |     |     |     |
| 12                   | Harris, Fabyon      | 2-5    | 1-4            | 3-3    | 0           | 3      | 3      | 2        | 8   | 1   | 2  | 0  | 0 | 20  |     |     |     |
| 24                   | Space, Antwan       | 0-2    | 0-1            | 2-2    | 1           | 7      | 8      | 0        | 2   | 1   | 1  | 1  | 1 | 23  |     |     |     |
| 45                   | Johns, Dylan        | 0-0    | 0-0            | 0-0    | 1           | 0      | 1      | 0        | 0   | 0   | 0  | 0  | 0 | 1   |     |     |     |
| Team                 |                     |        |                |        | 0           | 4      | 4      |          |     |     |    |    |   |     |     |     |     |
| Totals               |                     | 25-54  | 10-22          | 13-14  | 8           | 25     | 33     | 13       | 73  | 19  | 9  | 1  | 6 | 200 |     |     |     |
| FG % 1st Half: 16-31 |                     | 51.6%  | 2nd half: 9-23 | 39.1%  | Game: 25-54 |        | 46.3%  | Deadball |     |     |    |    |   |     |     |     |     |
| 3FG % 1st Half: 7-16 |                     | 43.8%  | 2nd half: 3-6  | 50.0%  | Game: 10-22 |        | 45.5%  | Rebounds |     |     |    |    |   |     |     |     |     |
| FT % 1st Half: 5-6   |                     | 83.3%  | 2nd half: 8-8  | 100.0% | Game: 13-14 |        | 92.9%  | 1        |     |     |    |    |   |     |     |     |     |

Officials: Doug Shows, Byron Jarrett, Nathan Quick  
 Technical fouls: McNeese State-None. Texas A&M-None.  
 Attendance: 4392

| Score by periods | 1st | 2nd | Total |
|------------------|-----|-----|-------|
| McNeese State    | 31  | 29  | 60    |
| Texas A&M        | 44  | 29  | 73    |

Last FG - MCN 2nd-00:33, TAMU 2nd-02:23.  
 Largest lead - MCN None, TAMU by 15 1st-01:28.

Score tied - 1 time.  
 Lead changed - 0 times.

## Game 11: Oklahoma 64, A&M 52 (Houston) 12/21

## Game 12: North Texas 61, A&M 41 (College Station) 12/31

### Oklahoma 64 • 11-1

| #                   | Player          | Total  |                 |        | 3-Ptr       |        |        | Rebounds |     |     | PF | TP | A | TO  | Blk | Stl | Min |
|---------------------|-----------------|--------|-----------------|--------|-------------|--------|--------|----------|-----|-----|----|----|---|-----|-----|-----|-----|
|                     |                 | FG-FGA | FG-FGA          | FT-FTA | FG-FGA      | FG-FGA | FT-FTA | Off      | Def | Tot |    |    |   |     |     |     |     |
| 00                  | Spangler, Ryan  | f 2-4  | 0-0             | 0-0    | 5           | 8      | 13     | 4        | 4   | 2   | 5  | 3  | 0 | 33  |     |     |     |
| 10                  | Woodard, Jordan | g 5-10 | 1-4             | 9-10   | 0           | 2      | 2      | 2        | 20  | 3   | 4  | 0  | 0 | 35  |     |     |     |
| 11                  | Cousins, Isaiah | g 3-10 | 0-3             | 2-2    | 2           | 5      | 7      | 3        | 8   | 4   | 4  | 0  | 2 | 34  |     |     |     |
| 21                  | Clark, Cameron  | g 2-7  | 0-1             | 2-2    | 2           | 4      | 6      | 1        | 6   | 1   | 4  | 0  | 0 | 24  |     |     |     |
| 24                  | Hield, Buddy    | g 3-10 | 0-3             | 0-0    | 1           | 2      | 3      | 3        | 6   | 1   | 3  | 2  | 1 | 27  |     |     |     |
| 01                  | Booker, Frank   | 3-5    | 3-4             | 0-0    | 1           | 1      | 2      | 2        | 9   | 1   | 0  | 0  | 1 | 20  |     |     |     |
| 15                  | Neal, Tyler     | 2-5    | 1-2             | 3-4    | 2           | 8      | 10     | 4        | 8   | 1   | 1  | 0  | 0 | 18  |     |     |     |
| 25                  | Cole, C.J.      | 0-0    | 0-0             | 0-2    | 0           | 1      | 1      | 0        | 0   | 0   | 0  | 0  | 0 | 0+  |     |     |     |
| 31                  | Bennett, D.J.   | 0-1    | 0-0             | 0-0    | 0           | 0      | 0      | 1        | 0   | 0   | 1  | 0  | 0 | 5   |     |     |     |
| 41                  | Mankin, Austin  | 1-1    | 1-1             | 0-0    | 0           | 2      | 2      | 0        | 3   | 0   | 0  | 0  | 0 | 4   |     |     |     |
| 45                  | Slate, Trey     | 0-0    | 0-0             | 0-0    | 0           | 0      | 0      | 0        | 0   | 0   | 0  | 0  | 0 | 0+  |     |     |     |
| Team                |                 |        |                 |        | 1           | 3      | 4      |          |     |     |    |    |   |     |     |     |     |
| Totals              |                 | 21-53  | 6-18            | 16-20  | 14          | 36     | 50     | 20       | 64  | 11  | 22 | 5  | 4 | 200 |     |     |     |
| FG % 1st Half: 9-23 |                 | 39.1%  | 2nd half: 12-30 | 40.0%  | Game: 21-53 |        | 39.6%  | Deadball |     |     |    |    |   |     |     |     |     |
| 3FG % 1st Half: 3-9 |                 | 33.3%  | 2nd half: 3-9   | 33.3%  | Game: 6-18  |        | 33.3%  | Rebounds |     |     |    |    |   |     |     |     |     |
| FT % 1st Half: 2-2  |                 | 100.0% | 2nd half: 14-18 |        |             |        |        |          |     |     |    |    |   |     |     |     |     |

# BOX SCORES

## Game 13: A&M 63, UTPA 46 (College Station) 1/4

UTPA 46 • 4-12

| #                    | Player           | Total  |                |        | 3-Ptr       |        |        | Rebounds |     |     | PF | TP | A | TO  | Blk | Stl | Min |
|----------------------|------------------|--------|----------------|--------|-------------|--------|--------|----------|-----|-----|----|----|---|-----|-----|-----|-----|
|                      |                  | FG-FGA | FG-FGA         | FT-FTA | FG-FGA      | FG-FGA | FT-FTA | Off      | Def | Tot |    |    |   |     |     |     |     |
| 03                   | Farrell, Javorn  | * 1-8  | 0-5            | 0-0    | 1           | 1      | 2      | 4        | 2   | 3   | 3  | 1  | 2 | 30  |     |     |     |
| 05                   | Boga, Shaquille  | * 4-9  | 1-4            | 0-2    | 0           | 2      | 2      | 3        | 9   | 3   | 0  | 0  | 0 | 23  |     |     |     |
| 21                   | Toivonen, Lauri  | * 1-3  | 0-1            | 0-0    | 2           | 0      | 2      | 2        | 2   | 0   | 1  | 1  | 0 | 24  |     |     |     |
| 24                   | Hines, Shaquille | * 5-13 | 0-3            | 0-0    | 0           | 7      | 7      | 3        | 10  | 2   | 5  | 0  | 0 | 36  |     |     |     |
| 32                   | Leathers, Justin | * 4-10 | 4-7            | 1-2    | 2           | 5      | 7      | 1        | 13  | 1   | 1  | 1  | 3 | 36  |     |     |     |
| 01                   | Provost, Blake   | 0-1    | 0-1            | 0-0    | 0           | 0      | 0      | 0        | 0   | 0   | 0  | 0  | 0 | 6   |     |     |     |
| 25                   | Cleveland, Josh  | 0-0    | 0-0            | 0-0    | 0           | 0      | 0      | 0        | 0   | 0   | 0  | 0  | 0 | 11  |     |     |     |
| 30                   | Johnson, Hurley  | 0-2    | 0-2            | 4-4    | 1           | 1      | 2      | 2        | 4   | 1   | 0  | 0  | 1 | 22  |     |     |     |
| 35                   | Majewski, Alex   | 2-5    | 2-4            | 0-0    | 0           | 0      | 0      | 1        | 6   | 0   | 2  | 0  | 0 | 12  |     |     |     |
| Team                 |                  |        |                |        | 4           | 2      | 6      |          |     |     |    |    |   |     |     |     |     |
| Totals               |                  | 17-51  | 7-27           | 5-8    | 10          | 18     | 28     | 17       | 46  | 11  | 12 | 3  | 6 | 200 |     |     |     |
| FG % 1st Half: 10-25 |                  | 40.0%  | 2nd half: 7-26 | 26.9%  | Game: 17-51 |        | 33.3%  | Deadball |     |     |    |    |   |     |     |     |     |
| 3FG % 1st Half: 6-15 |                  | 40.0%  | 2nd half: 1-12 | 8.3%   | Game: 7-27  |        | 25.9%  | Rebounds |     |     |    |    |   |     |     |     |     |
| FT % 1st Half: 0-0   |                  | 0.0%   | 2nd half: 5-8  | 62.5%  | Game: 5-8   |        | 62.5%  | 2        |     |     |    |    |   |     |     |     |     |

Texas A&M 63 • 9-4

| #                    | Player              | Total  |                |        | 3-Ptr       |        |        | Rebounds |     |     | PF | TP | A | TO  | Blk | Stl | Min |
|----------------------|---------------------|--------|----------------|--------|-------------|--------|--------|----------|-----|-----|----|----|---|-----|-----|-----|-----|
|                      |                     | FG-FGA | FG-FGA         | FT-FTA | FG-FGA      | FG-FGA | FT-FTA | Off      | Def | Tot |    |    |   |     |     |     |     |
| 05                   | Green, Jordan       | * 2-3  | 0-1            | 2-3    | 0           | 4      | 4      | 1        | 6   | 0   | 0  | 0  | 0 | 24  |     |     |     |
| 12                   | Harris, Fabyon      | * 3-11 | 2-8            | 2-2    | 0           | 2      | 2      | 4        | 10  | 3   | 2  | 0  | 0 | 30  |     |     |     |
| 14                   | Roberson, Kourtney  | * 0-2  | 0-0            | 0-0    | 4           | 6      | 10     | 1        | 0   | 1   | 3  | 0  | 0 | 30  |     |     |     |
| 21                   | Caruso, Alex        | * 5-6  | 1-2            | 2-3    | 1           | 2      | 3      | 1        | 13  | 6   | 3  | 3  | 4 | 35  |     |     |     |
| 23                   | Jones, Jamal        | * 5-15 | 2-8            | 4-4    | 2           | 4      | 6      | 0        | 16  | 2   | 1  | 0  | 1 | 28  |     |     |     |
| 02                   | Smith, Shawn        | 2-5    | 1-2            | 0-0    | 1           | 4      | 5      | 0        | 5   | 1   | 1  | 1  | 0 | 18  |     |     |     |
| 04                   | Miller, Tavario     | 0-0    | 0-0            | 0-0    | 0           | 0      | 0      | 0        | 0   | 0   | 0  | 2  | 0 | 1   |     |     |     |
| 10                   | McDonald, Blake     | 0-0    | 0-0            | 0-0    | 0           | 0      | 0      | 0        | 0   | 0   | 0  | 0  | 0 | 1   |     |     |     |
| 15                   | Fitzgerald, Davonte | 2-6    | 0-4            | 3-4    | 2           | 2      | 4      | 1        | 7   | 0   | 0  | 1  | 0 | 15  |     |     |     |
| 20                   | Thomas, Don         | 0-0    | 0-0            | 0-0    | 0           | 0      | 0      | 0        | 0   | 0   | 0  | 0  | 0 | 0+  |     |     |     |
| 24                   | Space, Antwan       | 2-3    | 1-1            | 1-2    | 1           | 1      | 2      | 3        | 6   | 0   | 2  | 0  | 1 | 18  |     |     |     |
| 25                   | Dobbins, Kyle       | 0-0    | 0-0            | 0-0    | 0           | 0      | 0      | 0        | 0   | 0   | 0  | 0  | 0 | 0+  |     |     |     |
| Team                 |                     |        |                |        | 3           | 0      | 3      |          |     |     |    |    |   |     |     |     |     |
| Totals               |                     | 21-51  | 7-26           | 14-18  | 14          | 25     | 39     | 11       | 63  | 13  | 13 | 7  | 6 | 200 |     |     |     |
| FG % 1st Half: 12-30 |                     | 40.0%  | 2nd half: 9-21 | 42.9%  | Game: 21-51 |        | 41.2%  | Deadball |     |     |    |    |   |     |     |     |     |
| 3FG % 1st Half: 5-18 |                     | 27.8%  | 2nd half: 2-8  | 25.0%  | Game: 7-26  |        | 26.9%  | Rebounds |     |     |    |    |   |     |     |     |     |
| FT % 1st Half: 6-8   |                     | 75.0%  | 2nd half: 8-10 | 80.0%  | Game: 14-18 |        | 77.8%  | 2        |     |     |    |    |   |     |     |     |     |

Officials: Bruce Benedict, Tony Henderson, Marc Ellard  
 Technical fouls: UTPA-None. Texas A&M-None.  
 Attendance: 5278

| Score by periods | 1st | 2nd | Total |
|------------------|-----|-----|-------|
| UTPA             | 26  | 20  | 46    |
| Texas A&M        | 35  | 28  | 63    |

Last FG - UTPA 2nd-01:29, TAMU 2nd-00:19.  
 Largest lead - UTPA by 1 1st-05:24, TAMU by 17 2nd-01:50.

Score tied - 2 times.  
 Lead changed - 2 times.

## Game 14: A&M 69, Arkansas 53 (College Station) 1/8

Arkansas 53 • 11-3, 0-1 SEC

| #                    | Player            | Total  |                |        | 3-Ptr       |        |        | Rebounds |     |     | PF | TP | A | TO  | Blk | Stl | Min |
|----------------------|-------------------|--------|----------------|--------|-------------|--------|--------|----------|-----|-----|----|----|---|-----|-----|-----|-----|
|                      |                   | FG-FGA | FG-FGA         | FT-FTA | FG-FGA      | FG-FGA | FT-FTA | Off      | Def | Tot |    |    |   |     |     |     |     |
| 00                   | MADDEN, Rashad    | * 4-6  | 2-3            | 2-5    | 0           | 2      | 2      | 3        | 12  | 2   | 3  | 1  | 2 | 31  |     |     |     |
| 03                   | SCOTT, Rickey     | * 0-1  | 0-0            | 0-0    | 0           | 0      | 0      | 0        | 0   | 0   | 0  | 0  | 0 | 3   |     |     |     |
| 04                   | CLARKE, Coty      | * 3-7  | 0-2            | 3-3    | 1           | 9      | 10     | 3        | 9   | 4   | 3  | 0  | 0 | 24  |     |     |     |
| 10                   | PORTIS, Bobby     | * 3-10 | 0-1            | 1-1    | 3           | 4      | 7      | 2        | 7   | 3   | 1  | 2  | 0 | 29  |     |     |     |
| 12                   | GULLEY, Fred      | * 2-2  | 1-1            | 0-0    | 1           | 1      | 2      | 3        | 5   | 1   | 0  | 0  | 0 | 10  |     |     |     |
| 01                   | WADE, Mardracus   | 0-1    | 0-1            | 0-0    | 0           | 1      | 1      | 0        | 0   | 0   | 0  | 0  | 0 | 7   |     |     |     |
| 02                   | HARRIS, Alandise  | 4-9    | 0-2            | 0-2    | 2           | 2      | 4      | 4        | 8   | 1   | 3  | 0  | 1 | 25  |     |     |     |
| 05                   | BELL, Anthon      | 3-8    | 1-5            | 1-1    | 0           | 1      | 1      | 0        | 8   | 1   | 0  | 0  | 0 | 21  |     |     |     |
| 20                   | HAYDAR, Kikko     | 0-0    | 0-0            | 0-0    | 0           | 1      | 1      | 0        | 0   | 0   | 0  | 0  | 0 | 9   |     |     |     |
| 22                   | WILLIAMS, Jacorey | 1-2    | 0-0            | 0-0    | 0           | 2      | 2      | 1        | 2   | 1   | 2  | 1  | 0 | 9   |     |     |     |
| 24                   | QUALLS, Michael   | 1-12   | 0-4            | 0-0    | 3           | 2      | 5      | 2        | 2   | 0   | 2  | 1  | 0 | 23  |     |     |     |
| 33                   | KINGSLEY, Moses   | 0-0    | 0-0            | 0-2    | 0           | 2      | 2      | 0        | 0   | 0   | 0  | 1  | 1 | 9   |     |     |     |
| Team                 |                   |        |                |        | 0           | 1      | 1      |          |     |     |    |    |   |     |     |     |     |
| Totals               |                   | 21-58  | 4-19           | 7-14   | 10          | 28     | 38     | 18       | 53  | 14  | 14 | 6  | 4 | 200 |     |     |     |
| FG % 1st Half: 14-32 |                   | 43.8%  | 2nd half: 7-26 | 26.9%  | Game: 21-58 |        | 36.2%  | Deadball |     |     |    |    |   |     |     |     |     |
| 3FG % 1st Half: 3-11 |                   | 27.3%  | 2nd half: 1-8  | 12.5%  | Game: 4-19  |        | 21.1%  | Rebounds |     |     |    |    |   |     |     |     |     |
| FT % 1st Half: 2-2   |                   | 100.0% | 2nd half: 5-12 | 41.7%  | Game: 7-14  |        | 50.0%  | 3        |     |     |    |    |   |     |     |     |     |

Texas A&M 69 • 10-4, 1-0 SEC

| #                    | Player              | Total  |                 |        | 3-Ptr       |        |        | Rebounds |     |     | PF | TP | A  | TO  | Blk | Stl | Min |
|----------------------|---------------------|--------|-----------------|--------|-------------|--------|--------|----------|-----|-----|----|----|----|-----|-----|-----|-----|
|                      |                     | FG-FGA | FG-FGA          | FT-FTA | FG-FGA      | FG-FGA | FT-FTA | Off      | Def | Tot |    |    |    |     |     |     |     |
| 05                   | Green, Jordan       | * 3-6  | 0-0             | 1-4    | 0           | 4      | 4      | 2        | 7   | 0   | 1  | 1  | 2  | 25  |     |     |     |
| 12                   | Harris, Fabyon      | * 5-8  | 2-3             | 3-3    | 0           | 3      | 3      | 0        | 15  | 1   | 2  | 0  | 1  | 31  |     |     |     |
| 14                   | Roberson, Kourtney  | * 3-5  | 0-0             | 1-4    | 3           | 3      | 6      | 2        | 7   | 1   | 2  | 2  | 0  | 28  |     |     |     |
| 21                   | Caruso, Alex        | * 2-6  | 0-1             | 0-0    | 0           | 7      | 7      | 1        | 4   | 11  | 3  | 2  | 4  | 31  |     |     |     |
| 23                   | Jones, Jamal        | * 5-15 | 2-6             | 2-2    | 2           | 6      | 8      | 3        | 14  | 2   | 1  | 0  | 0  | 25  |     |     |     |
| 02                   | Smith, Shawn        | 2-9    | 1-3             | 0-0    | 0           | 3      | 3      | 0        | 5   | 2   | 0  | 1  | 2  | 22  |     |     |     |
| 04                   | Miller, Tavario     | 0-0    | 0-0             | 0-0    | 0           | 1      | 1      | 0        | 0   | 0   | 0  | 0  | 0  | 2   |     |     |     |
| 15                   | Fitzgerald, Davonte | 4-7    | 2-3             | 7-8    | 0           | 2      | 2      | 2        | 17  | 0   | 1  | 1  | 1  | 19  |     |     |     |
| 24                   | Space, Antwan       | 0-3    | 0-1             | 0-0    | 3           | 2      | 5      | 5        | 0   | 1   | 0  | 0  | 0  | 17  |     |     |     |
| Team                 |                     |        |                 |        | 2           | 1      | 3      |          |     |     |    |    |    |     |     |     |     |
| Totals               |                     | 24-59  | 7-17            | 14-21  | 11          | 31     | 42     | 15       | 69  | 18  | 11 | 7  | 10 | 200 |     |     |     |
| FG % 1st Half: 13-35 |                     | 37.1%  | 2nd half: 11-24 | 45.8%  | Game: 24-59 |        | 40.7%  | Deadball |     |     |    |    |    |     |     |     |     |
| 3FG % 1st Half: 4-9  |                     | 44.4%  | 2nd half: 3-8   | 37.5%  | Game: 7-17  |        | 41.2%  | Rebounds |     |     |    |    |    |     |     |     |     |
| FT % 1st Half: 5-7   |                     | 71.4%  | 2nd half: 9-14  | 64.3%  | Game: 14-21 |        | 66.7%  | 3        |     |     |    |    |    |     |     |     |     |

Officials: Doug Shows, Ted Valentine, Mark Whitehead  
 Technical fouls: Arkansas-None. Texas A&M-None.  
 Attendance: 5102

| Score by periods | 1st | 2nd | Total |
|------------------|-----|-----|-------|
| Arkansas         | 33  | 20  | 53    |
| Texas A&M        | 35  | 34  | 69    |

Last FG - AR 2nd-04:30, TAMU 2nd-02:47.  
 Largest lead - AR by 4 1st-10:03, TAMU by 19 2nd-02:37.

Score tied - 3 times.  
 Lead changed - 4 times.

## Game 15: A&M 57, Tennessee 56 (Knoxville) 1/11

Texas A&M 57 • 11-4, 2-0 SEC

| #                   | Player             | Total  |                 |        | 3-Ptr       |        |        | Rebounds |     |     | PF | TP | A  | TO  | Blk | Stl | Min |
|---------------------|--------------------|--------|-----------------|--------|-------------|--------|--------|----------|-----|-----|----|----|----|-----|-----|-----|-----|
|                     |                    | FG-FGA | FG-FGA          | FT-FTA | FG-FGA      | FG-FGA | FT-FTA | Off      | Def | Tot |    |    |    |     |     |     |     |
| 14                  | Kourtney Roberson  | f 2-4  | 0-0             | 2-2    | 2           | 4      | 6      | 3        | 6   | 0   | 1  | 0  | 0  | 31  |     |     |     |
| 05                  | Jordan Green       | g 2-6  | 1-3             | 0-0    | 0           | 1      | 1      | 3        | 5   | 1   | 3  | 0  | 1  | 28  |     |     |     |
| 12                  | Fabyon Harris      | g 0-2  | 0-0             | 0-0    | 0           | 2      | 2      | 0        | 0   | 3   | 2  | 0  | 1  | 27  |     |     |     |
| 21                  | Alex Caruso        | g 4-10 | 0-0             | 4-8    | 0           | 2      | 2      | 2        | 12  | 8   | 1  | 0  | 4  | 37  |     |     |     |
| 23                  | Jamal Jones        | g 8-19 | 5-10            | 2-4    | 0           | 5      | 2      | 23       | 0   | 1   | 1  | 2  | 33 |     |     |     |     |
| 02                  | Shawn Smith        | 0-2    | 0-0             | 0-2    | 0           | 1      | 1      | 0        | 0   | 0   | 0  | 0  | 0  | 9   |     |     |     |
| 04                  | Tavario Miller     | 1-2    | 0-0             | 1-2    | 3           | 2      | 5      | 3        | 3   | 0   | 0  | 2  | 0  | 18  |     |     |     |
| 15                  | Davonte Fitzgerald | 1-3    | 0-0             | 0-0    | 0           | 1      | 1      | 4        | 2   | 0   | 0  | 1  | 0  | 7   |     |     |     |
| 24                  | Antwan Space       | 2-2    | 2-2             | 0-0    | 0           | 0      | 0      | 2        | 6   | 0   | 0  | 0  | 0  | 10  |     |     |     |
| Team                |                    |        |                 |        | 3           | 1      | 4      |          |     |     |    |    |    |     |     |     |     |
| Totals              |                    | 20-50  | 8-15            | 9-18   | 8           | 19     | 27     | 19       | 57  | 12  | 8  | 4  | 8  | 200 |     |     |     |
| FG % 1st Half: 6-24 |                    | 25.0%  | 2nd half: 14-26 | 53.8%  | Game: 20-50 |        | 40.0%  | Deadball |     |     |    |    |    |     |     |     |     |
| 3FG % 1st Half: 2-5 |                    | 40.0%  | 2nd half: 6-10  | 60.0%  | Game: 8-15  |        | 53.3%  | Rebounds |     |     |    |    |    |     |     |     |     |
| FT % 1st Half: 4-8  |                    | 50.0%  | 2nd half: 5-10  | 50.0%  | Game: 9-18  |        | 50.0%  | 6        |     |     |    |    |    |     |     |     |     |

Tennessee 56 • 10-5, 1-1 SEC

| #  | Player           | Total  |        |        | 3-Ptr  |        |        | Rebounds |     |     | PF | TP | A | TO | Blk | Stl | Min |
|----|------------------|--------|--------|--------|--------|--------|--------|----------|-----|-----|----|----|---|----|-----|-----|-----|
|    |                  | FG-FGA | FG-FGA | FT-FTA | FG-FGA | FG-FGA | FT-FTA | Off      | Def | Tot |    |    |   |    |     |     |     |
| 05 | Stokes, Jarnell  | f 2-5  | 0-0    | 2-2    | 4      | 1      | 5      | 2        | 6   | 1   | 4  | 1  | 1 | 24 |     |     |     |
| 34 | Maymon, Jeronne  | f 3-8  | 0-0    | 3-7    | 4      | 11     | 15     | 3        | 9   | 0   | 4  | 0  | 0 | 35 |     |     |     |
| 01 | Richardson, Josh | g 4-8  | 0-1    | 3-3    | 1      | 0      | 1      | 3        | 11  | 2   | 1  | 0  | 0 | 39 |     |     |     |
| 02 | Barton, Antonio  | g 4-9  |        |        |        |        |        |          |     |     |    |    |   |    |     |     |     |

# BOX SCORES

## Game 17: Mississippi State 81, A&M 72 - OT (Starkville) 1/18

Texas A&M 72 • 12-5, 3-1

| ## | Player             | Total  |        |        | 3-Ptr  |        |        | Rebounds |     |     | PF | TP | A | TO | Blk | Stl | Min |
|----|--------------------|--------|--------|--------|--------|--------|--------|----------|-----|-----|----|----|---|----|-----|-----|-----|
|    |                    | FG-FGA | FG-FGA | FT-FTA | FG-FGA | FG-FGA | FT-FTA | Off      | Def | Tot |    |    |   |    |     |     |     |
| 14 | Kourtney Roberson  | f      | 3-6    | 0-0    | 2-2    | 2      | 3      | 5        | 5   | 8   | 0  | 0  | 0 | 0  | 0   | 22  |     |
| 23 | Jamal Jones        | f      | 8-11   | 2-3    | 6-7    | 1      | 3      | 4        | 4   | 24  | 3  | 3  | 0 | 0  | 0   | 35  |     |
| 05 | Jordan Green       | g      | 0-6    | 0-2    | 0-2    | 2      | 1      | 3        | 2   | 0   | 0  | 2  | 0 | 0  | 0   | 31  |     |
| 12 | Fabyon Harris      | g      | 2-6    | 1-4    | 0-1    | 0      | 1      | 1        | 2   | 5   | 4  | 3  | 0 | 3  | 27  |     |     |
| 21 | Alex Caruso        | g      | 4-7    | 2-3    | 2-2    | 0      | 6      | 6        | 5   | 12  | 4  | 1  | 0 | 1  | 37  |     |     |
| 02 | Shawn Smith        | g      | 0-1    | 0-0    | 0-0    | 0      | 2      | 2        | 2   | 0   | 1  | 0  | 0 | 0  | 17  |     |     |
| 04 | Tavario Miller     | g      | 0-0    | 0-0    | 1-2    | 0      | 4      | 4        | 3   | 1   | 1  | 1  | 0 | 1  | 11  |     |     |
| 10 | Blake McDonald     | g      | 0-0    | 0-0    | 0-0    | 0      | 0      | 0        | 0   | 0   | 0  | 0  | 0 | 0  | 1   |     |     |
| 15 | Davonte Fitzgerald | g      | 7-15   | 3-6    | 3-4    | 0      | 4      | 4        | 3   | 20  | 0  | 3  | 0 | 0  | 32  |     |     |
| 24 | Antwan Space       | g      | 1-4    | 0-2    | 0-1    | 0      | 1      | 1        | 0   | 2   | 0  | 2  | 0 | 0  | 6   |     |     |
| 45 | Dylan Johns        | g      | 0-0    | 0-0    | 0-0    | 0      | 0      | 0        | 1   | 0   | 0  | 0  | 0 | 0  | 6   |     |     |
|    | Team               |        | 1      | 2      | 3      |        |        |          |     |     |    |    |   |    |     |     |     |
|    | Totals             |        | 25-56  | 8-20   | 14-21  | 6      | 27     | 33       | 27  | 72  | 13 | 15 | 0 | 5  | 225 |     |     |

FG % 1st Half: 11-31 35.5% 2nd half: 13-21 61.9% OT: 1-4 25.0% Game: 25-56 44.6% Deadball Rebounds 2  
 3FG % 1st Half: 3-9 33.3% 2nd half: 5-10 50.0% OT: 0-1 0.0% Game: 8-20 40.0%  
 FT % 1st Half: 1-6 16.7% 2nd half: 10-11 90.9% OT: 3-4 75.0% Game: 14-21 66.7%

Mississippi State 81 • 12-5, 2-2

| ## | Player            | Total  |        |        | 3-Ptr  |        |        | Rebounds |     |     | PF | TP | A | TO | Blk | Stl | Min |
|----|-------------------|--------|--------|--------|--------|--------|--------|----------|-----|-----|----|----|---|----|-----|-----|-----|
|    |                   | FG-FGA | FG-FGA | FT-FTA | FG-FGA | FG-FGA | FT-FTA | Off      | Def | Tot |    |    |   |    |     |     |     |
| 03 | Colin Borchert    | f      | 4-9    | 0-2    | 6-9    | 1      | 4      | 5        | 3   | 14  | 4  | 5  | 2 | 1  | 35  |     |     |
| 20 | Gavin Ware        | f      | 8-11   | 0-0    | 6-8    | 3      | 7      | 10       | 0   | 22  | 1  | 1  | 0 | 2  | 35  |     |     |
| 01 | Fred Thomas       | g      | 6-10   | 1-2    | 0-1    | 1      | 4      | 5        | 3   | 13  | 2  | 3  | 0 | 3  | 41  |     |     |
| 02 | Trivante Bloodman | g      | 1-3    | 1-1    | 0-0    | 1      | 2      | 3        | 4   | 3   | 3  | 2  | 0 | 3  | 30  |     |     |
| 32 | Craig Sword       | g      | 7-11   | 1-2    | 8-13   | 0      | 6      | 6        | 2   | 23  | 5  | 3  | 2 | 1  | 39  |     |     |
| 11 | Jacoby Davis      | g      | 0-3    | 0-2    | 0-0    | 0      | 1      | 1        | 1   | 0   | 1  | 0  | 0 | 0  | 20  |     |     |
| 24 | Tyson Cunningham  | g      | 0-1    | 0-1    | 0-0    | 0      | 0      | 0        | 1   | 0   | 0  | 0  | 0 | 0  | 5   |     |     |
| 25 | Roquez Johnson    | g      | 3-7    | 0-0    | 0-1    | 2      | 3      | 5        | 2   | 6   | 0  | 0  | 0 | 0  | 20  |     |     |
|    | Team              |        | 1      | 2      | 3      |        |        |          |     |     |    |    |   |    |     |     |     |
|    | Totals            |        | 29-55  | 3-10   | 20-32  | 9      | 29     | 38       | 16  | 81  | 16 | 14 | 4 | 11 | 225 |     |     |

FG % 1st Half: 10-25 40.0% 2nd half: 14-22 63.6% OT: 5-8 62.5% Game: 29-55 52.7% Deadball Rebounds 3  
 3FG % 1st Half: 2-6 33.3% 2nd half: 1-3 33.3% OT: 0-1 0.0% Game: 3-10 30.0%  
 FT % 1st Half: 5-9 55.6% 2nd half: 11-19 57.9% OT: 4-4 100.0% Game: 20-32 62.5%

Officials: Ron Groover, John Hampton, Brian Shey  
 Technical fouls: Texas A&M-Jamal Jones 2, Mississippi State-Fred Thomas.  
 Attendance: 7073

| Score by periods  | 1st | 2nd | OT | Total |
|-------------------|-----|-----|----|-------|
| Texas A&M         | 26  | 41  | 5  | 72    |
| Mississippi State | 27  | 40  | 14 | 81    |

Last FG - TAMU OT-04:13, MS OT-01:03.  
 Largest lead - TAMU by 10 2nd-12:19, MS by 11 OT-01:03.

Score tied - 8 times.  
 Lead changed - 7 times.

## Game 18: No. 13/12 Kentucky 68, A&M 51 (Lexington) 12/21

Texas A&M 51 • 12-6, 3-2

| ## | Player             | Total  |        |        | 3-Ptr  |        |        | Rebounds |     |     | PF | TP | A | TO | Blk | Stl | Min |
|----|--------------------|--------|--------|--------|--------|--------|--------|----------|-----|-----|----|----|---|----|-----|-----|-----|
|    |                    | FG-FGA | FG-FGA | FT-FTA | FG-FGA | FG-FGA | FT-FTA | Off      | Def | Tot |    |    |   |    |     |     |     |
| 14 | Kourtney Roberson  | f      | 2-5    | 0-0    | 2-2    | 1      | 2      | 3        | 2   | 6   | 1  | 1  | 0 | 0  | 0   | 20  |     |
| 02 | Shawn Smith        | g      | 3-9    | 0-1    | 2-2    | 0      | 4      | 4        | 1   | 8   | 0  | 0  | 0 | 2  | 36  |     |     |
| 05 | Jordan Green       | g      | 2-3    | 0-0    | 0-0    | 0      | 0      | 0        | 4   | 4   | 2  | 1  | 0 | 1  | 16  |     |     |
| 21 | Alex Caruso        | g      | 4-6    | 0-0    | 4-8    | 0      | 4      | 4        | 2   | 12  | 3  | 4  | 0 | 3  | 35  |     |     |
| 23 | Jamal Jones        | g      | 3-12   | 1-3    | 1-2    | 0      | 3      | 3        | 3   | 8   | 0  | 1  | 1 | 0  | 21  |     |     |
| 04 | Tavario Miller     | g      | 0-2    | 0-0    | 1-2    | 1      | 2      | 3        | 2   | 1   | 0  | 0  | 0 | 0  | 9   |     |     |
| 10 | Blake McDonald     | g      | 0-0    | 0-0    | 0-0    | 0      | 0      | 0        | 2   | 0   | 0  | 0  | 0 | 0  | 12  |     |     |
| 15 | Davonte Fitzgerald | g      | 5-12   | 1-4    | 1-3    | 1      | 1      | 2        | 2   | 12  | 0  | 2  | 0 | 0  | 24  |     |     |
| 24 | Antwan Space       | g      | 0-2    | 0-0    | 0-0    | 0      | 1      | 1        | 3   | 0   | 0  | 2  | 0 | 0  | 15  |     |     |
| 25 | Kyle Dobbins       | g      | 0-0    | 0-0    | 0-2    | 0      | 0      | 0        | 0   | 0   | 0  | 0  | 0 | 0  | 1   |     |     |
| 45 | Dylan Johns        | g      | 0-0    | 0-0    | 0-0    | 0      | 1      | 1        | 2   | 0   | 0  | 0  | 1 | 0  | 11  |     |     |
|    | Team               |        | 3      | 0      | 3      |        |        |          |     |     |    |    |   |    |     |     |     |
|    | Totals             |        | 19-51  | 2-8    | 11-21  | 6      | 18     | 24       | 23  | 51  | 6  | 11 | 2 | 6  | 200 |     |     |

FG % 1st Half: 11-26 42.3% 2nd half: 8-25 32.0% Game: 19-51 37.3% Deadball Rebounds 5.2  
 3FG % 1st Half: 4-4 25.0% 2nd half: 1-4 25.0% Game: 2-8 25.0%  
 FT % 1st Half: 1-7 57.1% 2nd half: 7-14 50.0% Game: 11-21 52.4%

Kentucky 68 • 14-4, 4-1

| ## | Player               | Total  |        |        | 3-Ptr  |        |        | Rebounds |     |     | PF | TP | A | TO | Blk | Stl | Min |
|----|----------------------|--------|--------|--------|--------|--------|--------|----------|-----|-----|----|----|---|----|-----|-----|-----|
|    |                      | FG-FGA | FG-FGA | FT-FTA | FG-FGA | FG-FGA | FT-FTA | Off      | Def | Tot |    |    |   |    |     |     |     |
| 15 | Cauley-Stein, Willie | f      | 0-2    | 0-0    | 1-4    | 1      | 0      | 1        | 4   | 1   | 0  | 2  | 0 | 0  | 9   |     |     |
| 30 | Randle, Julius       | f      | 4-6    | 0-1    | 5-6    | 4      | 7      | 11       | 3   | 13  | 3  | 1  | 2 | 1  | 29  |     |     |
| 01 | Young, James         | g      | 6-11   | 2-6    | 1-2    | 2      | 5      | 7        | 2   | 15  | 2  | 1  | 0 | 2  | 36  |     |     |
| 02 | Harrison, Aaron      | g      | 1-5    | 1-3    | 3-4    | 0      | 1      | 1        | 4   | 6   | 2  | 1  | 0 | 2  | 27  |     |     |
| 05 | Harrison, Andrew     | g      | 3-12   | 2-7    | 0-0    | 1      | 7      | 8        | 2   | 8   | 4  | 4  | 0 | 0  | 38  |     |     |
| 00 | Lee, Marcus          | g      | 0-0    | 0-0    | 0-0    | 0      | 0      | 0        | 0   | 0   | 0  | 0  | 0 | 0  | 3   |     |     |
| 03 | Polson, Jarrod       | g      | 1-2    | 1-2    | 0-0    | 1      | 1      | 2        | 2   | 3   | 1  | 0  | 0 | 0  | 8   |     |     |
| 22 | Poythress, Alex      | g      | 4-7    | 0-1    | 8-9    | 1      | 4      | 5        | 2   | 16  | 0  | 3  | 2 | 0  | 25  |     |     |
| 25 | Hawkins, Dominique   | g      | 0-1    | 0-1    | 0-0    | 0      | 0      | 0        | 0   | 0   | 0  | 1  | 0 | 0  | 1   |     |     |
| 44 | Johnson, Dakari      | g      | 3-4    | 0-0    | 0-2    | 2      | 5      | 7        | 1   | 6   | 0  | 2  | 3 | 1  | 24  |     |     |
|    | Team                 |        | 0      | 0      | 0      |        |        |          |     |     |    |    |   |    |     |     |     |
|    | Totals               |        | 22-50  | 6-21   | 18-27  | 12     | 30     | 42       | 20  | 68  | 12 | 15 | 7 | 6  | 200 |     |     |

FG % 1st Half: 11-27 40.7% 2nd half: 11-23 47.8% Game: 22-50 44.0% Deadball Rebounds 5.1  
 3FG % 1st Half: 5-15 33.3% 2nd half: 1-6 16.7% Game: 6-21 28.6%  
 FT % 1st Half: 7-12 58.3% 2nd half: 11-15 73.3% Game: 18-27 66.7%

Officials: Pat Adams, Mike Nance, Joe Lindsay  
 Technical fouls: Texas A&M-None, Kentucky-None.  
 Attendance: 22634

| Score by periods | 1st | 2nd | Total |
|------------------|-----|-----|-------|
| Texas A&M        | 27  | 24  | 51    |
| Kentucky         | 34  | 34  | 68    |

Last FG - TAMU 2nd-00:46, UK 2nd-02:46.  
 Largest lead - TAMU by 2 1st-18:51, UK by 21 2nd-05:03.

Score tied - 2 times.  
 Lead changed - 2 times.

## Game 19: Vanderbilt 66, A&M 55 (College Station) 1/25

Vanderbilt 66 • 10-8 2-4 SEC


| ## | Player          | Total  |        |        | 3-Ptr  |        |        | Rebounds |     |     | PF | TP | A | TO | Blk | Stl | Min |
|----|-----------------|--------|--------|--------|--------|--------|--------|----------|-----|-----|----|----|---|----|-----|-----|-----|
|    |                 | FG-FGA | FG-FGA | FT-FTA | FG-FGA | FG-FGA | FT-FTA | Off      | Def | Tot |    |    |   |    |     |     |     |
| 00 | ODOM, Rod       | *      | 2-7    | 1-6    | 0-0    | 0      | 6      | 6        | 1   | 5   | 0  | 1  | 0 | 0  | 40  |     |     |
| 11 | FULLER, Kyle    | *      | 4-10   | 3-5    | 8-8    | 0      | 3      | 3        | 3   | 19  | 4  | 3  | 0 | 0  | 34  |     |     |
| 24 | PARKER, Dai-Jon | *      | 1-8    | 0-6    | 1-2    | 2      | 6      | 8        | 2   | 3   | 5  | 2  | 1 | 2  | 40  |     |     |
| 30 | JONES, Damian   | *      | 3-7    | 0-0    | 0-0    | 0      | 3      | 3        | 5   | 6   | 2  | 0  | 2 | 0  | 24  |     |     |
| 35 | SIKAM, James    | *      | 6-10   | 0-0    | 10-13  | 6      | 4      | 10       | 3   | 22  | 3  | 2  | 4 | 0  | 32  |     |     |
| 03 | KORNET, Luke    | *      | 3-5    | 3-5    | 0-0    | 1      | 0      | 1        | 1   | 9   | 1  | 1  | 0 | 1  | 16  |     |     |
| 14 | JOSEPHS, Carter | *      | 0-0    | 0-0    | 0-0    | 0      | 1      | 1        | 0   | 0   | 0  | 0  | 0 | 0  | 6   |     |     |
| 34 | MOATS, Shelby   | *      | 1-1    | 0-0    | 0-0    | 0      | 2      | 2        | 2   | 2   | 0  | 0  | 0 | 0  | 8   |     |     |
|    | Team            |        | 0      | 2      | 2      |        |        |          |     |     |    |    |   |    |     |     |     |
|    | Totals          |        | 20-48  | 7-22   | 19-23  | 9      | 27     | 36       | 17  | 66  | 15 | 9  | 7 | 3  | 200 |     |     |

FG % 1st Half: 9-25 36.0% 2nd half: 11-23 47.8% Game: 20-48 41.7% Deadball Rebounds 2.1  
 3FG % 1st Half: 4-13 30.8% 2nd half: 3-9 33.3% Game: 7-22 31.8%  
 FT % 1st Half: 5-6 83.3% 2nd half: 14-17 82.4% Game: 19-23 82.6%

Texas A&M 55 • 12-7, 3-3 SEC

| ## | Player             | Total  |        |        | 3-Ptr  |        |        | Rebounds |     |     | PF | TP | A | TO | Blk | Stl | Min |
|----|--------------------|--------|--------|--------|--------|--------|--------|----------|-----|-----|----|----|---|----|-----|-----|-----|
|    |                    | FG-FGA | FG-FGA | FT-FTA | FG-FGA | FG-FGA | FT-FTA | Off      | Def | Tot |    |    |   |    |     |     |     |
| 02 | Shawn Smith        | *      | 4-11   | 1-5    | 0-1    | 1      | 4      | 5        | 0   | 9   | 3  | 0  | 0 | 1  | 32  |     |     |
| 05 | Jordan Green       | *      | 2-6    | 2-3    | 3-4    | 1      | 2      | 3        | 1   | 9   | 0  | 1  | 0 | 0  | 25  |     |     |
| 14 | Kourtney Roberson  | *      | 6-8    | 0-0    | 2-2    | 5      | 5      | 10       | 2   | 14  | 1  | 2  | 0 | 0  | 32  |     |     |
| 21 | Alex Caruso        | *      | 2-8    | 0-1    | 2-2    | 0      | 4      | 4        | 5   | 6   | 0  | 1  | 1 | 1  | 29  |     |     |
| 23 | Jamal Jones        | *      | 1-9    | 1-4    | 4-4    | 0      | 2      | 2        | 3   | 7   | 3  | 1  | 0 | 0  | 29  |     |     |
| 12 | Fabyon Harris      | *      | 3-9    | 0-3    | 2-2    | 1      | 1      | 2        | 2   | 8   | 1  | 0  | 0 | 1  | 18  |     |     |
| 15 | Davonte Fitzgerald | *      | 0-3    | 0-2    | 0-2    | 0      | 0      | 0        | 2   | 0   | 0  | 0  | 0 | 0  | 13  |     |     |
| 24 | Antwan Space       | *      | 1-3    | 0-0    | 0-0    | 3      | 2      | 5        | 2   | 2   | 1  | 1  | 0 | 0  | 18  |     |     |
| 45 | Dylan Johns        | *      | 0-0    | 0-0    | 0-0    | 0      | 0      | 0        | 0   |     |    |    |   |    |     |     |     |





# SHAWN SMITH

# 2

Position..... Guard  
 Height..... 6-4  
 Weight..... 192 lbs.  
 Class (Exp)..... RS Freshman (RS)  
 Hometown ..... Jacksonville, Fla.  
 High School..... Faith Baptist Christian School  
 Major ..... Ag Leadership

| Season Highs |    |   | Career Highs |    |   |
|--------------|----|---|--------------|----|---|
| <b>PTS</b>   | 14 | vs South Carolina (1/15/14)                     | <b>PTS</b>   | 14 | vs South Carolina (1/15/14)                     |
| <b>RBS</b>   | 8  | vs Prairie View A&M (11/19/13)                  | <b>RBS</b>   | 8  | vs Prairie View A&M (11/19/13)                  |
| <b>AST</b>   | 3  | three times, last vs Mississippi State (2/5/14) | <b>AST</b>   | 3  | three times, last vs Mississippi State (2/5/14) |
| <b>STL</b>   | 2  | vs Arkansas (1/8/14) & at Kentucky (1/21/14)    | <b>STL</b>   | 2  | vs Arkansas (1/8/14) & at Kentucky (1/21/14)    |
| <b>BLK</b>   | 1  | four times, last at Georgia (2/8/14)            | <b>BLK</b>   | 1  | four times, last at Georgia (2/8/14)            |
| <b>3PM</b>   | 2  | three times, last vs South Carolina (1/15/14)   | <b>3PM</b>   | 2  | three times, last vs South Carolina (1/15/14)   |
| <b>MIN</b>   | 36 | at Kentucky (1/21/14)                           | <b>MIN</b>   | 36 | at Kentucky (1/21/14)                           |

## 2013-14 Game-by-Game Statistics

|                               | Min        | FG-A          | Pct         | 3FG-A        | Pct         | FT-A         | Pct         | O-D-Tot            | Avg        | PF        | FO       | A         | TO        | Blk      | Stl       | Pts        | Avg        |
|-------------------------------|------------|---------------|-------------|--------------|-------------|--------------|-------------|--------------------|------------|-----------|----------|-----------|-----------|----------|-----------|------------|------------|
| N8 Buffalo                    | * 27       | 5-12          | .417        | 2-6          | .333        | 1-1          | 1.000       | 1-2-3              | 3.0        | 1         | 0        | 0         | 1         | 0        | 0         | 13         | 13.0       |
| N11 Miss Valley St.           | * 20       | 3-6           | .500        | 2-3          | .667        | 0-0          | .000        | 1-3-4              | 3.5        | 4         | 0        | 2         | 2         | 0        | 0         | 8          | 10.5       |
| N15 Rice                      | * 29       | 2-10          | .200        | 1-5          | .200        | 3-4          | .750        | 3-4-7              | 4.7        | 2         | 0        | 1         | 1         | 0        | 1         | 8          | 9.7        |
| N19 Prairie View A&M          | * 30       | 2-5           | .400        | 0-1          | .000        | 8-11         | .727        | 2-6-8              | 5.5        | 0         | 0        | 1         | 3         | 0        | 0         | 12         | 10.3       |
| N24 Sam Houston St.           | * 24       | 3-6           | .500        | 1-1          | 1.000       | 0-0          | .000        | 0-4-4              | 5.2        | 2         | 0        | 2         | 0         | 0        | 0         | 7          | 9.6        |
| N26 Ark. Pine Bluff           | * 21       | 1-3           | .333        | 0-2          | .000        | 0-0          | .000        | 0-1-1              | 4.5        | 2         | 0        | 3         | 3         | 0        | 0         | 2          | 8.3        |
| N29 vs Missouri St.           | * 16       | 1-4           | .250        | 0-1          | .000        | 1-2          | .500        | 0-2-2              | 4.1        | 1         | 0        | 1         | 1         | 0        | 0         | 3          | 7.6        |
| N30 vs SMU                    | 17         | 1-3           | .333        | 0-1          | .000        | 0-0          | .000        | 0-0-0              | 3.6        | 0         | 0        | 1         | 1         | 0        | 0         | 2          | 6.9        |
| D4 Houston                    |            |               |             |              |             |              |             | -- Did Not Play -- |            |           |          |           |           |          |           |            |            |
| D14 McNeese State             | 4          | 0-1           | .000        | 0-1          | .000        | 0-0          | .000        | 0-1-1              | 3.3        | 0         | 0        | 1         | 0         | 0        | 0         | 0          | 6.1        |
| D21 vs Oklahoma               | 16         | 0-7           | .000        | 0-2          | .000        | 0-0          | .000        | 2-1-3              | 3.3        | 1         | 0        | 0         | 1         | 0        | 0         | 0          | 5.5        |
| D31 North Texas               | 17         | 2-3           | .667        | 1-2          | .500        | 0-0          | .000        | 0-3-3              | 3.3        | 1         | 0        | 0         | 1         | 1        | 1         | 5          | 5.5        |
| J4 UTPA                       | 18         | 2-5           | .400        | 1-2          | .500        | 0-0          | .000        | 1-4-5              | 3.4        | 0         | 0        | 1         | 1         | 1        | 0         | 5          | 5.4        |
| J8 Arkansas                   | 22         | 2-9           | .222        | 1-3          | .333        | 0-0          | .000        | 0-3-3              | 3.4        | 0         | 0        | 2         | 0         | 1        | 2         | 5          | 5.4        |
| J11 at Tennessee              | 9          | 0-2           | .000        | 0-0          | .000        | 0-2          | .000        | 0-1-1              | 3.2        | 0         | 0        | 0         | 0         | 0        | 0         | 0          | 5.0        |
| J15 South Carolina            | 19         | 3-4           | .750        | 2-2          | 1.000       | 6-8          | .750        | 1-3-4              | 3.3        | 4         | 0        | 2         | 0         | 0        | 1         | 14         | 5.6        |
| J17 at Mississippi State      | 17         | 0-1           | .000        | 0-0          | .000        | 0-0          | .000        | 0-2-2              | 3.2        | 2         | 0        | 1         | 0         | 0        | 0         | 0          | 5.3        |
| J21 at Kentucky               | * 36       | 3-9           | .333        | 0-1          | .000        | 2-2          | 1.000       | 0-4-4              | 3.2        | 1         | 0        | 0         | 0         | 0        | 2         | 8          | 5.4        |
| J25 Vanderbilt                | * 32       | 4-11          | .364        | 1-5          | .200        | 0-1          | .000        | 1-4-5              | 3.3        | 0         | 0        | 3         | 0         | 0        | 1         | 9          | 5.6        |
| J29 at South Carolina         | * 22       | 2-8           | .250        | 0-3          | .000        | 5-8          | .625        | 0-3-3              | 3.3        | 1         | 0        | 1         | 2         | 0        | 1         | 9          | 5.8        |
| F1 at Florida                 | * 27       | 1-7           | .143        | 0-2          | .000        | 1-2          | .500        | 0-1-1              | 3.2        | 1         | 0        | 0         | 1         | 0        | 1         | 3          | 5.7        |
| F5 Mississippi State          | * 29       | 4-9           | .444        | 0-3          | .000        | 2-4          | .500        | 0-1-1              | 3.1        | 0         | 0        | 3         | 0         | 0        | 1         | 10         | 5.9        |
| F8 at Georgia                 | * 25       | 3-6           | .500        | 0-2          | .000        | 2-4          | .500        | 1-3-4              | 3.1        | 3         | 0        | 0         | 1         | 1        | 0         | 8          | 6.0        |
| F12 LSU                       | * 24       | 2-4           | .500        | 0-2          | .000        | 4-5          | .800        | 0-4-4              | 3.2        | 0         | 0        | 4         | 0         | 0        | 0         | 8          | 6.0        |
| <b>TOTALS (23 gp / 14 gs)</b> | <b>501</b> | <b>46-135</b> | <b>.341</b> | <b>12-50</b> | <b>.240</b> | <b>35-54</b> | <b>.648</b> | <b>13-60-73</b>    | <b>3.2</b> | <b>26</b> | <b>0</b> | <b>29</b> | <b>19</b> | <b>4</b> | <b>11</b> | <b>139</b> | <b>6.0</b> |

## Career Statistics • All Games

|              | GP-GS        | Min        | Avg         | FG-A          | Pct         | 3FG-A        | Pct         | FT-A         | Pct         | O-D-Tot         | Avg        | PF        | FO       | A         | TO        | Blk      | Stl       | Pts        | Avg        |
|--------------|--------------|------------|-------------|---------------|-------------|--------------|-------------|--------------|-------------|-----------------|------------|-----------|----------|-----------|-----------|----------|-----------|------------|------------|
| 2013-14      | 23-14        | 501        | 21.8        | 46-135        | .341        | 12-50        | .240        | 35-54        | .648        | 13-60-73        | 3.2        | 26        | 0        | 29        | 19        | 4        | 11        | 139        | 6.0        |
| <b>TOTAL</b> | <b>23-14</b> | <b>501</b> | <b>21.8</b> | <b>46-135</b> | <b>.341</b> | <b>12-50</b> | <b>.240</b> | <b>35-54</b> | <b>.648</b> | <b>13-60-73</b> | <b>3.2</b> | <b>26</b> | <b>0</b> | <b>29</b> | <b>19</b> | <b>4</b> | <b>11</b> | <b>139</b> | <b>6.0</b> |

## Career Statistics • Conference Games Only


|              | GP-GS       | Min        | Avg         | FG-A         | Pct         | 3FG-A       | Pct         | FT-A         | Pct         | O-D-Tot        | Avg        | PF        | FO       | A         | TO       | Blk      | Stl      | Pts       | Avg        |
|--------------|-------------|------------|-------------|--------------|-------------|-------------|-------------|--------------|-------------|----------------|------------|-----------|----------|-----------|----------|----------|----------|-----------|------------|
| 2013-14      | 11-7        | 262        | 23.8        | 24-70        | .343        | 4-23        | .174        | 22-36        | .611        | 3-29-32        | 2.9        | 12        | 0        | 16        | 4        | 2        | 9        | 74        | 6.7        |
| <b>TOTAL</b> | <b>11-7</b> | <b>262</b> | <b>23.8</b> | <b>24-70</b> | <b>.343</b> | <b>4-23</b> | <b>.174</b> | <b>22-36</b> | <b>.611</b> | <b>3-29-32</b> | <b>2.9</b> | <b>12</b> | <b>0</b> | <b>16</b> | <b>4</b> | <b>2</b> | <b>9</b> | <b>74</b> | <b>6.7</b> |

## Season Notes

- Drew the opening-night start and contributed 13 points on 5-of-12 shooting against Buffalo (11/8)
- Played 20 minutes against Mississippi Valley State (11/11), scoring eight points
- Contributed eight points and seven rebounds against Rice (11/15)
- Contributed 12 points and a team-high eight rebounds vs Prairie View A&M (11/19)
- Did not see action in the Houston (12/4) contest per coaches' decision
- Contributed a career-best 14 points during the win over South Carolina (1/15) ... sank a shot-clock beating 3-pointer with 5:51 remaining in the contest to give A&M a big emotional lift and kick-start a game-securing run
- Scored 10 points on 4-of-9 shooting against Mississippi State (2/5) ... also contributed three assists and a steal in the victory over the Bulldogs
- Has started each of the last seven games, averaging 7.9 points per contest.

## Personal

- Son of Ronald and Shaundra Page
- Born Dec. 17, 1992, in Chicago



# TAVARIO MILLER

# 4

Position.....Forward  
 Height.....6-7  
 Weight.....224 lbs.  
 Class (Exp).....Freshman (HS)  
 Hometown.....Long Island, Bahamas  
 High School.....Wheatley HS (Houston, Texas)  
 Major.....Undecided

| Season Highs |    |  | Career Highs |    |  |
|--------------|----|--|--------------|----|--|
| <b>PTS</b>   | 6  | vs Ark-Pine Bluff (11/26/13)                     | <b>PTS</b>   | 6  | vs Ark-Pine Bluff (11/26/13)                     |
| <b>RBS</b>   | 5  | at Tennessee (1/11/14)                           | <b>RBS</b>   | 5  | at Tennessee (1/11/14)                           |
| <b>AST</b>   | 1  | three times, last at Mississippi State (1/17/14) | <b>AST</b>   | 1  | three times, last at Mississippi State (1/17/14) |
| <b>STL</b>   | 2  | vs SMU (11/30/13)                                | <b>STL</b>   | 2  | vs SMU (11/30/13)                                |
| <b>BLK</b>   | 2  | vs UTPA (1/4/14) & at Tennessee (1/11/14)        | <b>BLK</b>   | 2  | vs UTPA (1/4/14) & at Tennessee (1/11/14)        |
| <b>3PM</b>   | –  |  | <b>3PM</b>   | –  |  |
| <b>MIN</b>   | 20 | vs SMU (11/30/13)                                | <b>MIN</b>   | 20 | vs SMU (11/30/13)                                |

## 2013-14 Game-by-Game Statistics

|                              | Min                  | FG-A               | Pct          | 3FG-A       | Pct        | FT-A        | Pct          | O-D-Tot     | Avg             | PF         | FO        | A        | TO       | Blk       | Stl      | Pts      | Avg       |            |
|------------------------------|----------------------|--------------------|--------------|-------------|------------|-------------|--------------|-------------|-----------------|------------|-----------|----------|----------|-----------|----------|----------|-----------|------------|
| N 8                          | Buffalo              | 11                 | 0-3          | .000        | 0-0        | .000        | 0-0          | .000        | 2-2.4           | 4.0        | 3         | 0        | 0        | 1         | 1        | 0        | 0.0       |            |
| N11                          | Miss Valley St.      | 7                  | 0-0          | .000        | 0-0        | .000        | 1-4          | .250        | 0-2.2           | 3.0        | 2         | 0        | 0        | 0         | 0        | 1        | 0.5       |            |
| N15                          | Rice                 | 1                  | 0-0          | .000        | 0-0        | .000        | 0-0          | .000        | 0-0.0           | 2.0        | 0         | 0        | 0        | 0         | 0        | 0        | 0.3       |            |
| N19                          | Prairie View A&M     | 6                  | 1-2          | .500        | 0-0        | .000        | 1-2          | .500        | 0-1.1           | 1.8        | 4         | 0        | 0        | 0         | 1        | 0        | 1.0       |            |
| N24                          | Sam Houston St.      | 13                 | 1-2          | .500        | 0-0        | .000        | 0-0          | .000        | 0-2.2           | 1.8        | 2         | 0        | 0        | 0         | 1        | 0        | 1.2       |            |
| N26                          | Ark-Pine Bluff       | 10                 | 2-2          | 1.000       | 0-0        | .000        | 2-2          | 1.000       | 1-3.4           | 2.2        | 2         | 0        | 1        | 3         | 0        | 6        | 2.0       |            |
| N29                          | vs Missouri St.      | 10                 | 2-2          | 1.000       | 0-0        | .000        | 0-0          | .000        | 1-2.3           | 2.3        | 2         | 0        | 0        | 3         | 0        | 1        | 4         | 2.3        |
| N30                          | vs SMU               | 20                 | 0-5          | .000        | 0-0        | .000        | 0-0          | .000        | 1-1.2           | 2.3        | 2         | 0        | 0        | 0         | 2        | 0        | 2.0       |            |
| D4                           | Houston              | 13                 | 0-0          | .000        | 0-0        | .000        | 0-0          | .000        | 0-2.2           | 2.2        | 2         | 0        | 0        | 1         | 1        | 1        | 1.8       |            |
| D14                          | McNeese State        | 11                 | 1-2          | .500        | 0-0        | .000        | 0-0          | .000        | 2-2.4           | 2.4        | 1         | 0        | 0        | 0         | 0        | 2        | 1.8       |            |
| D21                          | vs Oklahoma          | 11                 | 1-1          | 1.000       | 0-0        | .000        | 0-1          | .000        | 1-1.2           | 2.4        | 2         | 0        | 1        | 1         | 0        | 2        | 1.8       |            |
| D31                          | North Texas          | 6                  | 0-2          | .000        | 0-0        | .000        | 0-2          | .000        | 1-0.1           | 2.3        | 0         | 0        | 0        | 1         | 0        | 0        | 1.7       |            |
| J4                           | UTPA                 | 1                  | 0-0          | .000        | 0-0        | .000        | 0-0          | .000        | 0-0.0           | 2.1        | 0         | 0        | 0        | 0         | 2        | 0        | 1.5       |            |
| J8                           | Arkansas             | 2                  | 0-0          | .000        | 0-0        | .000        | 0-0          | .000        | 1-0.1           | 2.0        | 0         | 0        | 0        | 0         | 0        | 0        | 1.4       |            |
| J11                          | at Tennessee         | 18                 | 1-2          | .500        | 0-0        | .000        | 1-2          | .500        | 3-2.5           | 2.2        | 3         | 0        | 0        | 0         | 2        | 0        | 3         | 1.5        |
| J15                          | South Carolina       | -- Did Not Play -- |              |             |            |             |              |             |                 |            |           |          |          |           |          |          |           |            |
| J17                          | at Mississippi State | 11                 | 0-0          | .000        | 0-0        | .000        | 1-2          | .500        | 0-4.4           | 2.3        | 3         | 0        | 1        | 1         | 0        | 1        | 1         | 1.5        |
| J21                          | at Kentucky          | 9                  | 0-2          | .000        | 0-0        | .000        | 1-2          | .500        | 1-2.3           | 2.4        | 2         | 0        | 0        | 0         | 0        | 1        | 1.5       |            |
| J25                          | Vanderbilt           | -- Did Not Play -- |              |             |            |             |              |             |                 |            |           |          |          |           |          |          |           |            |
| J29                          | at South Carolina    | 13                 | 1-3          | .333        | 0-0        | .000        | 1-2          | .500        | 0-1.1           | 2.3        | 3         | 0        | 0        | 0         | 0        | 1        | 3         | 1.6        |
| F1                           | at Florida           | 13                 | 2-4          | .500        | 0-0        | .000        | 0-0          | .000        | 0-2.2           | 2.3        | 4         | 0        | 0        | 0         | 0        | 1        | 4         | 1.7        |
| F5                           | Mississippi State    | 4                  | 2-2          | 1.000       | 0-0        | .000        | 1-2          | .500        | 0-1.1           | 2.2        | 1         | 0        | 0        | 0         | 0        | 5        | 1.9       |            |
| F8                           | at Georgia           | 1                  | 0-0          | .000        | 0-0        | .000        | 0-0          | .000        | 0-1.1           | 2.1        | 0         | 0        | 0        | 0         | 0        | 0        | 1.8       |            |
| F12                          | LSU                  | 20                 | 2-4          | .500        | 0-0        | .000        | 5-6          | .833        | 4-3.7           | 2.4        | 3         | 0        | 1        | 0         | 0        | 9        | 2.1       |            |
| <b>TOTALS (22 gp / 0 gs)</b> |                      | <b>211</b>         | <b>16-38</b> | <b>.421</b> | <b>0-0</b> | <b>.000</b> | <b>14-27</b> | <b>.519</b> | <b>18-34-52</b> | <b>2.4</b> | <b>41</b> | <b>0</b> | <b>4</b> | <b>11</b> | <b>8</b> | <b>7</b> | <b>46</b> | <b>2.1</b> |

## Career Statistics • All Games

|              | GP-GS       | Min        | Avg        | FG-A         | Pct         | 3FG-A      | Pct         | FT-A         | Pct         | O-D-Tot         | Avg        | PF        | FO       | A        | TO        | Blk      | Stl      | Pts       | Avg        |
|--------------|-------------|------------|------------|--------------|-------------|------------|-------------|--------------|-------------|-----------------|------------|-----------|----------|----------|-----------|----------|----------|-----------|------------|
| 2013-14      | 22-0        | 211        | 9.6        | 16-38        | .421        | 0-0        | .000        | 14-27        | .519        | 18-34-52        | 2.4        | 41        | 0        | 4        | 11        | 8        | 7        | 46        | 2.1        |
| <b>TOTAL</b> | <b>22-0</b> | <b>211</b> | <b>9.6</b> | <b>16-38</b> | <b>.421</b> | <b>0-0</b> | <b>.000</b> | <b>14-27</b> | <b>.519</b> | <b>18-34-52</b> | <b>2.4</b> | <b>41</b> | <b>0</b> | <b>4</b> | <b>11</b> | <b>8</b> | <b>7</b> | <b>46</b> | <b>2.1</b> |

## Career Statistics • Conference Games Only

|              | GP-GS      | Min       | Avg         | FG-A        | Pct         | 3FG-A      | Pct         | FT-A         | Pct         | O-D-Tot        | Avg        | PF        | FO       | A        | TO       | Blk      | Stl      | Pts       | Avg        |
|--------------|------------|-----------|-------------|-------------|-------------|------------|-------------|--------------|-------------|----------------|------------|-----------|----------|----------|----------|----------|----------|-----------|------------|
| 2013-14      | 9-0        | 91        | 10.1        | 8-17        | .471        | 0-0        | .000        | 10-16        | .625        | 9-16-25        | 2.8        | 19        | 0        | 2        | 1        | 2        | 3        | 26        | 2.9        |
| <b>TOTAL</b> | <b>9-0</b> | <b>91</b> | <b>10.1</b> | <b>8-17</b> | <b>.471</b> | <b>0-0</b> | <b>.000</b> | <b>10-16</b> | <b>.625</b> | <b>9-16-25</b> | <b>2.8</b> | <b>19</b> | <b>0</b> | <b>2</b> | <b>1</b> | <b>2</b> | <b>3</b> | <b>26</b> | <b>2.9</b> |

## Season Notes

- Made his Aggie debut against Buffalo (11/8), pulling down four rebounds
- Scored his first career points with a free throw against Mississippi Valley State (11/11/13)
- Notched a field goal and a free throw during the win against Prairie View A&M (11/19)
- Played 20 minutes against SMU (11/30), contributing two rebounds and two steals
- Contributed four rebounds and two points in the win over McNeese State (12/14)
- Enjoyed an impressive outing during the win over LSU (2/12), setting season-highs in points (9), rebounds (7) and minutes played (20).

## Personal

- Son of Gregory Miller and Pathrica Bain
- Born Feb. 26, 1994, in Freeport, The Bahamas
- Has two brothers, Dalano and Greg, and a sister, Tanishia



# JORDAN GREEN

# 5

Position..... Guard  
 Height..... 6-5  
 Weight..... 188 lbs.  
 Class (Exp)..... Junior (2L)  
 Hometown..... Flower Mound, Texas  
 High School..... Flower Mound HS  
 Major..... Interdisciplinary Studies

| Season Highs |    |   | Career Highs |    |   |
|--------------|----|---|--------------|----|---|
| <b>PTS</b>   | 15 | vs Buffalo (11/8/13)                          | <b>PTS</b>   | 15 | vs Buffalo (11/8/13)                      |
| <b>RBS</b>   | 4  | five times, last vs Arkansas (1/8/14)         | <b>RBS</b>   | 6  | at Arkansas (3/9)                         |
| <b>AST</b>   | 6  | vs Houston (12/4/13)                          | <b>AST</b>   | 6  | three times, last vs Houston (12/4/13)    |
| <b>STL</b>   | 2  | six times, last vs Mississippi State (2/5/14) | <b>STL</b>   | 4  | vs Rice (12/22/11)                        |
| <b>BLK</b>   | 1  | three times, last vs Arkansas (1/8/14)        | <b>BLK</b>   | 1  | four times, last vs Arkansas (1/8/14)     |
| <b>3PM</b>   | 2  | vs Buffalo (11/8/13) & Vanderbilt (1/25/14)   | <b>3PM</b>   | 2  | three times, last vs Vanderbilt (1/25/14) |
| <b>MIN</b>   | 31 | at Mississippi St. (1/18/14)                  | <b>MIN</b>   | 32 | at Texas Tech (2/14/12)                   |

## 2013-14 Game-by-Game Statistics

|                               | Min                  | FG-A       | Pct           | 3FG-A       | Pct          | FT-A        | Pct          | O-D-Tot     | Avg             | PF         | FO        | A        | TO        | Blk       | Stl      | Pts       | Avg        |            |
|-------------------------------|----------------------|------------|---------------|-------------|--------------|-------------|--------------|-------------|-----------------|------------|-----------|----------|-----------|-----------|----------|-----------|------------|------------|
| N 8                           | Buffalo              | * 28       | 6-7           | .857        | 2-2          | 1.000       | 1-3          | .333        | 1-1-2           | 2.0        | 3         | 0        | 1         | 0         | 1        | 0         | 15         | 15.0       |
| N 11                          | Miss Valley St.      | * 26       | 4-5           | .800        | 0-0          | .000        | 1-1          | 1.000       | 0-2-2           | 2.0        | 4         | 0        | 3         | 0         | 0        | 0         | 9          | 12.0       |
| N 15                          | Rice                 | * 30       | 2-4           | .500        | 1-2          | .500        | 1-2          | .500        | 1-1-2           | 2.0        | 3         | 0        | 3         | 1         | 0        | 0         | 6          | 10.0       |
| N 19                          | Prairie View A&M     | * 15       | 1-4           | .250        | 0-2          | .000        | 4-4          | 1.000       | 2-0-2           | 2.0        | 4         | 0        | 2         | 4         | 0        | 0         | 6          | 9.0        |
| N 24                          | Sam Houston St.      | * 20       | 4-6           | .667        | 0-1          | .000        | 1-1          | 1.000       | 0-1-1           | 1.8        | 1         | 0        | 1         | 0         | 0        | 1         | 9          | 9.0        |
| N 26                          | Ark. Pine Bluff      | * 21       | 4-6           | .667        | 0-1          | .000        | 3-3          | 1.000       | 0-3-3           | 2.0        | 1         | 0        | 1         | 1         | 1        | 2         | 11         | 9.3        |
| N 29                          | vs Missouri St.      | * 28       | 5-9           | .556        | 1-4          | .250        | 2-2          | 1.000       | 1-3-4           | 2.3        | 1         | 0        | 1         | 1         | 0        | 1         | 13         | 9.9        |
| N 30                          | vs SMU               | * 21       | 2-3           | .667        | 0-0          | .000        | 4-5          | .800        | 1-3-4           | 2.5        | 0         | 0        | 1         | 0         | 0        | 2         | 8          | 9.6        |
| D 4                           | Houston              | * 25       | 2-5           | .400        | 0-1          | .000        | 2-2          | 1.000       | 0-4-4           | 2.7        | 1         | 0        | 6         | 1         | 0        | 2         | 6          | 9.2        |
| D 14                          | McNeese State        | * 24       | 2-3           | .667        | 1-1          | 1.000       | 1-2          | .500        | 0-0-0           | 2.4        | 0         | 0        | 2         | 1         | 0        | 2         | 6          | 8.9        |
| D 21                          | vs Oklahoma          | * 30       | 4-10          | .400        | 0-4          | .000        | 2-5          | .400        | 1-2-3           | 2.5        | 3         | 0        | 1         | 1         | 0        | 1         | 10         | 9.0        |
| D 31                          | North Texas          | * 25       | 1-2           | .500        | 0-0          | .000        | 0-0          | .000        | 0-2-2           | 2.4        | 1         | 0        | 2         | 2         | 0        | 0         | 2          | 8.4        |
| J 4                           | UTPA                 | * 24       | 2-3           | .667        | 0-1          | .000        | 2-3          | .667        | 0-4-4           | 2.5        | 1         | 0        | 0         | 0         | 0        | 0         | 6          | 8.2        |
| J 8                           | Arkansas             | * 25       | 3-6           | .500        | 0-0          | .000        | 1-4          | .250        | 0-4-4           | 2.6        | 2         | 0        | 0         | 1         | 1        | 2         | 7          | 8.1        |
| J 11                          | at Tennessee         | * 28       | 2-6           | .333        | 1-3          | .333        | 0-0          | .000        | 0-1-1           | 2.5        | 3         | 0        | 1         | 3         | 0        | 1         | 5          | 7.9        |
| J 15                          | South Carolina       | * 20       | 2-4           | .500        | 0-1          | .000        | 5-8          | .625        | 0-2-2           | 2.5        | 4         | 0        | 1         | 0         | 0        | 1         | 9          | 8.0        |
| J 17                          | at Mississippi State | * 31       | 0-6           | .000        | 0-2          | .000        | 0-2          | .000        | 2-1-3           | 2.5        | 2         | 0        | 0         | 2         | 0        | 0         | 0          | 7.5        |
| J 21                          | at Kentucky          | * 16       | 2-3           | .667        | 0-0          | .000        | 0-0          | .000        | 0-0-0           | 2.4        | 4         | 0        | 2         | 1         | 0        | 1         | 4          | 7.3        |
| J 25                          | Vanderbilt           | * 25       | 2-6           | .333        | 2-3          | .667        | 3-4          | .750        | 1-2-3           | 2.4        | 1         | 0        | 0         | 1         | 0        | 0         | 9          | 7.4        |
| J 29                          | at South Carolina    | 18         | 1-3           | .333        | 1-2          | .500        | 0-0          | .000        | 0-0-0           | 2.3        | 1         | 0        | 2         | 1         | 0        | 1         | 3          | 7.2        |
| F 1                           | at Florida           | * 19       | 0-2           | .000        | 0-1          | .000        | 0-0          | .000        | 1-1-2           | 2.3        | 1         | 0        | 1         | 1         | 0        | 0         | 0          | 6.9        |
| F 5                           | Mississippi State    | * 28       | 3-3           | 1.000       | 1-1          | 1.000       | 0-0          | .000        | 0-5-5           | 2.4        | 1         | 0        | 5         | 1         | 0        | 2         | 7          | 6.9        |
| F 8                           | at Georgia           | * 20       | 2-4           | .500        | 0-0          | .000        | 0-0          | .000        | 0-2-2           | 2.4        | 0         | 0        | 0         | 0         | 0        | 0         | 4          | 6.7        |
| F 12                          | LSU                  | 21         | 4-8           | .500        | 1-2          | .500        | 0-0          | .000        | 0-1-1           | 2.3        | 1         | 0        | 1         | 1         | 0        | 1         | 9          | 6.8        |
| <b>TOTALS (24 gp / 22 gs)</b> |                      | <b>568</b> | <b>60-118</b> | <b>.508</b> | <b>11-34</b> | <b>.324</b> | <b>33-51</b> | <b>.647</b> | <b>11-45-56</b> | <b>2.3</b> | <b>43</b> | <b>0</b> | <b>37</b> | <b>24</b> | <b>3</b> | <b>20</b> | <b>164</b> | <b>6.8</b> |

## Career Statistics • All Games

|              | GP-GS        | Min         | Avg         | FG-A           | Pct         | 3FG-A        | Pct         | FT-A          | Pct         | O-D-Tot           | Avg        | PF         | FO       | A          | TO        | Blk      | Stl       | Pts        | Avg        |
|--------------|--------------|-------------|-------------|----------------|-------------|--------------|-------------|---------------|-------------|-------------------|------------|------------|----------|------------|-----------|----------|-----------|------------|------------|
| 2011-12      | 31-13        | 504         | 16.3        | 40-99          | .404        | 8-35         | .229        | 18-31         | .581        | 12-42-54          | 1.7        | 49         | 1        | 36         | 39        | 0        | 22        | 106        | 3.4        |
| 2012-13      | 31-0         | 384         | 12.4        | 28-79          | .354        | 4-25         | .160        | 27-35         | .771        | 13-34-47          | 1.5        | 22         | 0        | 33         | 30        | 2        | 11        | 87         | 2.8        |
| 2013-14      | 24-22        | 568         | 23.7        | 60-118         | .508        | 11-34        | .324        | 33-51         | .647        | 11-45-56          | 2.3        | 43         | 0        | 37         | 24        | 3        | 20        | 164        | 6.8        |
| <b>TOTAL</b> | <b>86-35</b> | <b>1456</b> | <b>16.9</b> | <b>128-296</b> | <b>.432</b> | <b>23-94</b> | <b>.245</b> | <b>78-117</b> | <b>.667</b> | <b>36-121-157</b> | <b>1.8</b> | <b>114</b> | <b>1</b> | <b>106</b> | <b>93</b> | <b>5</b> | <b>53</b> | <b>357</b> | <b>4.2</b> |

## Career Statistics • Conference Games Only

|              | GP-GS        | Min        | Avg         | FG-A          | Pct         | 3FG-A       | Pct         | FT-A         | Pct         | O-D-Tot         | Avg        | PF        | FO       | A         | TO        | Blk      | Stl       | Pts        | Avg        |
|--------------|--------------|------------|-------------|---------------|-------------|-------------|-------------|--------------|-------------|-----------------|------------|-----------|----------|-----------|-----------|----------|-----------|------------|------------|
| 2011-12      | 18-5         | 268        | 14.9        | 20-53         | .377        | 3-17        | .176        | 8-14         | .571        | 4-16-20         | 1.1        | 29        | 0        | 12        | 20        | 0        | 12        | 51         | 2.8        |
| 2012-13      | 17-0         | 165        | 9.7         | 10-31         | .323        | 0-11        | .000        | 11-15        | .733        | 9-17-26         | 1.5        | 8         | 0        | 9         | 19        | 1        | 4         | 31         | 1.8        |
| 2013-14      | 11-9         | 251        | 22.8        | 21-51         | .412        | 6-15        | .400        | 9-18         | .500        | 4-19-23         | 2.1        | 20        | 0        | 13        | 12        | 1        | 9         | 57         | 5.2        |
| <b>TOTAL</b> | <b>46-14</b> | <b>684</b> | <b>14.9</b> | <b>51-135</b> | <b>.378</b> | <b>9-43</b> | <b>.209</b> | <b>28-47</b> | <b>.596</b> | <b>17-52-69</b> | <b>1.5</b> | <b>57</b> | <b>0</b> | <b>34</b> | <b>51</b> | <b>2</b> | <b>25</b> | <b>139</b> | <b>3.0</b> |

## Season Notes

- Enjoyed a career night in the season-opener against Buffalo (11/8), scoring a personal-best 15 points on 6-of-7 shooting
- Contributed nine points and three assists in the win over Mississippi Valley State (11/11)
- Scored the Aggies final five points of the contest vs. Rice (11/15), including a game-winning 3-pointer with under seven seconds to play
- Contributed 13 points on 5-of-9 shooting against Missouri State, while also pulling down four boards
- Selected to the All-Tournament Team following the conclusion of the Corpus Christi Invitational
- Led the Aggies with 10 points in the loss to Oklahoma (12/21)
- Contributed nine points, four rebounds and assists and a steal during the victory over South Carolina (1/15)
- Enjoyed a solid outing vs. Mississippi State (2/5), contributing seven points, five rebounds and five assists

## Personal

- Nickname is "JG"
- Son of Cliff and Kathy Green of Flower Mound
- Born May 5, 1993 in Hoffman Estates, Illinois
- Cousin, Danny Green, was a standout player at North Carolina who won a title with the Tar Heels in 2009, and has played with the Cleveland Cavaliers and San Antonio Spurs
- Another cousin, Rashad Green, played at the University of San Francisco.



# BLAKE MCDONALD

# 10

Position..... Guard  
 Height..... 5-11  
 Weight..... 175 lbs.  
 Class (Exp)..... Senior (3L)  
 Hometown..... Spring, Texas  
 High School..... Klein HS  
 Major..... Accounting

| Season Highs |    |  | Career Highs |    |   |
|--------------|----|--|--------------|----|---|
| <b>PTS</b>   | 2  | vs Rice (11/15/13)                             | <b>PTS</b>   | 3  | vs Alcorn State (11/12/10)                    |
| <b>RBS</b>   | 1  | vs Rice (11/15/13) & Ark-Pine Bluff (11/26/13) | <b>RBS</b>   | 1  | four times, last vs Ark-Pine Bluff (11/26/13) |
| <b>AST</b>   | 2  | vs Ark-Pine Bluff (11/26/13)                   | <b>AST</b>   | 2  | vs Ark-Pine Bluff (11/26/13)                  |
| <b>STL</b>   | –  |  | <b>STL</b>   | –  |   |
| <b>BLK</b>   | –  |  | <b>BLK</b>   | –  |   |
| <b>3PM</b>   | –  |  | <b>3PM</b>   | –  |   |
| <b>MIN</b>   | 12 | at Kentucky (1/21/14)                          | <b>MIN</b>   | 13 | at Arkansas (3/9/13)                          |

## 2013-14 Game-by-Game Statistics

|                              | Min       | FG-A       | Pct         | 3FG-A      | Pct         | FT-A       | Pct          | O-D-Tot      | Avg                | PF       | FO       | A        | TO       | Blk      | Stl      | Pts      | Avg        |
|------------------------------|-----------|------------|-------------|------------|-------------|------------|--------------|--------------|--------------------|----------|----------|----------|----------|----------|----------|----------|------------|
| N8 Buffalo                   | 2         | 0-0        | .000        | 0-0        | .000        | 0-0        | .000         | 0-0-0        | 0.0                | 0        | 0        | 1        | 0        | 0        | 0        | 0        | 0.0        |
| N11 Miss Valley St.          | 8         | 0-0        | .000        | 0-0        | .000        | 0-0        | .000         | 0-0-0        | 0.0                | 1        | 0        | 0        | 0        | 0        | 0        | 0        | 0.0        |
| N15 Rice                     | 11        | 0-1        | .000        | 0-0        | .000        | 2-2        | 1.000        | 0-1-1        | 0.3                | 3        | 0        | 1        | 0        | 0        | 0        | 2        | 0.7        |
| N19 Prairie View A&M         |           |            |             |            |             |            |              |              | -- Did Not Play -- |          |          |          |          |          |          |          |            |
| N24 Sam Houston St.          | 3         | 0-0        | .000        | 0-0        | .000        | 0-0        | .000         | 0-0-0        | 0.3                | 0        | 0        | 1        | 0        | 0        | 0        | 0        | 0.5        |
| N26 Ark-Pine Bluff           | 4         | 0-0        | .000        | 0-0        | .000        | 0-0        | .000         | 0-1-1        | 0.4                | 0        | 0        | 2        | 1        | 0        | 0        | 0        | 0.4        |
| N29 vs Missouri St.          |           |            |             |            |             |            |              |              | -- Did Not Play -- |          |          |          |          |          |          |          |            |
| N30 vs SMU                   |           |            |             |            |             |            |              |              | -- Did Not Play -- |          |          |          |          |          |          |          |            |
| D4 Houston                   |           |            |             |            |             |            |              |              | -- Did Not Play -- |          |          |          |          |          |          |          |            |
| D14 McNeese State            |           |            |             |            |             |            |              |              | -- Did Not Play -- |          |          |          |          |          |          |          |            |
| D21 vs Oklahoma              |           |            |             |            |             |            |              |              | -- Did Not Play -- |          |          |          |          |          |          |          |            |
| D31 North Texas              |           |            |             |            |             |            |              |              | -- Did Not Play -- |          |          |          |          |          |          |          |            |
| J4 UTPA                      | 1         | 0-0        | .000        | 0-0        | .000        | 0-0        | .000         | 0-0-0        | 0.3                | 0        | 0        | 0        | 0        | 0        | 0        | 0        | 0.3        |
| J8 Arkansas                  |           |            |             |            |             |            |              |              | -- Did Not Play -- |          |          |          |          |          |          |          |            |
| J11 at Tennessee             |           |            |             |            |             |            |              |              | -- Did Not Play -- |          |          |          |          |          |          |          |            |
| J15 South Carolina           |           |            |             |            |             |            |              |              | -- Did Not Play -- |          |          |          |          |          |          |          |            |
| J17 at Mississippi State     | 1         | 0-0        | .000        | 0-0        | .000        | 0-0        | .000         | 0-0-0        | 0.3                | 0        | 0        | 0        | 0        | 0        | 0        | 0        | 0.3        |
| J21 at Kentucky              | 12        | 0-0        | .000        | 0-0        | .000        | 0-0        | .000         | 0-0-0        | 0.2                | 2        | 0        | 0        | 0        | 0        | 0        | 0        | 0.2        |
| J25 Vanderbilt               |           |            |             |            |             |            |              |              | -- Did Not Play -- |          |          |          |          |          |          |          |            |
| J29 at South Carolina        | 6         | 0-0        | .000        | 0-0        | .000        | 0-0        | .000         | 0-0-0        | 0.2                | 1        | 0        | 1        | 0        | 0        | 0        | 0        | 0.2        |
| F1 at Florida                | 5         | 0-0        | .000        | 0-0        | .000        | 0-0        | .000         | 0-0-0        | 0.2                | 0        | 0        | 1        | 0        | 0        | 0        | 0        | 0.2        |
| F5 Mississippi State         | 9         | 0-0        | .000        | 0-0        | .000        | 0-0        | .000         | 0-0-0        | 0.2                | 1        | 0        | 0        | 0        | 0        | 0        | 0        | 0.2        |
| F8 at Georgia                | 7         | 0-0        | .000        | 0-0        | .000        | 0-0        | .000         | 0-0-0        | 0.2                | 0        | 0        | 1        | 0        | 0        | 0        | 0        | 0.2        |
| F12 LSU                      |           |            |             |            |             |            |              |              | -- Did Not Play -- |          |          |          |          |          |          |          |            |
| <b>TOTALS (13 gp / 0 gs)</b> | <b>70</b> | <b>0-1</b> | <b>.000</b> | <b>0-0</b> | <b>.000</b> | <b>2-2</b> | <b>1.000</b> | <b>0-2-2</b> | <b>0.2</b>         | <b>8</b> | <b>0</b> | <b>8</b> | <b>1</b> | <b>0</b> | <b>0</b> | <b>2</b> | <b>0.2</b> |

## Career Statistics • All Games

|              | GP-GS       | Min        | Avg        | FG-A        | Pct         | 3FG-A      | Pct         | FT-A       | Pct         | O-D-Tot      | Avg        | PF        | FO       | A         | TO       | Blk      | Stl      | Pts      | Avg        |
|--------------|-------------|------------|------------|-------------|-------------|------------|-------------|------------|-------------|--------------|------------|-----------|----------|-----------|----------|----------|----------|----------|------------|
| 2010-11      | 10-0        | 18         | 1.8        | 1-4         | .250        | 0-1        | .000        | 1-2        | .500        | 1-1-2        | 0.2        | 3         | 0        | 1         | 2        | 0        | 0        | 3        | 0.3        |
| 2011-12      | 5-0         | 6          | 1.2        | 0-0         | .000        | 0-0        | .000        | 0-0        | .000        | 0-0-0        | 0.0        | 3         | 0        | 0         | 2        | 0        | 0        | 0        | 0.0        |
| 2012-13      | 10-1        | 37         | 3.7        | 1-5         | .200        | 0-2        | .000        | 2-2        | 1.000       | 0-0-0        | 0.0        | 5         | 0        | 3         | 2        | 0        | 0        | 4        | 0.4        |
| 2013-14      | 13-0        | 70         | 5.4        | 0-1         | .000        | 0-0        | .000        | 2-2        | 1.000       | 0-2-2        | 0.2        | 8         | 0        | 8         | 1        | 0        | 0        | 2        | 0.2        |
| <b>TOTAL</b> | <b>38-1</b> | <b>131</b> | <b>3.4</b> | <b>2-10</b> | <b>.200</b> | <b>0-3</b> | <b>.000</b> | <b>5-6</b> | <b>.833</b> | <b>1-3-4</b> | <b>0.1</b> | <b>19</b> | <b>0</b> | <b>12</b> | <b>7</b> | <b>0</b> | <b>0</b> | <b>9</b> | <b>0.2</b> |

## Career Statistics • Conference Games Only

|              | GP-GS       | Min       | Avg        | FG-A       | Pct         | 3FG-A      | Pct         | FT-A       | Pct         | O-D-Tot      | Avg        | PF       | FO       | A        | TO       | Blk      | Stl      | Pts      | Avg        |
|--------------|-------------|-----------|------------|------------|-------------|------------|-------------|------------|-------------|--------------|------------|----------|----------|----------|----------|----------|----------|----------|------------|
| 2010-11      | 3-0         | 2         | 0.7        | 0-0        | .000        | 0-0        | .000        | 0-0        | .000        | 0-0-0        | 0.0        | 0        | 0        | 0        | 0        | 0        | 0        | 0        | 0.0        |
| 2011-12      | 2-0         | 1         | 0.5        | 0-0        | .000        | 0-0        | .000        | 0-0        | .000        | 0-0-0        | 0.0        | 2        | 0        | 0        | 1        | 0        | 0        | 0        | 0.0        |
| 2012-13      | 4-1         | 24        | 6.0        | 1-4        | .250        | 0-1        | .000        | 0-0        | .000        | 0-0-0        | 0.0        | 2        | 0        | 2        | 1        | 0        | 0        | 2        | 0.5        |
| 2013-14      | 6-0         | 40        | 6.7        | 0-0        | .000        | 0-0        | .000        | 0-0        | .000        | 0-0-0        | 0.0        | 4        | 0        | 3        | 0        | 0        | 0        | 0        | 0.0        |
| <b>TOTAL</b> | <b>15-1</b> | <b>67</b> | <b>4.5</b> | <b>1-4</b> | <b>.250</b> | <b>0-1</b> | <b>.000</b> | <b>0-0</b> | <b>.000</b> | <b>0-0-0</b> | <b>0.0</b> | <b>8</b> | <b>0</b> | <b>5</b> | <b>2</b> | <b>0</b> | <b>0</b> | <b>2</b> | <b>0.1</b> |

## Season Notes

- Made his season debut against Buffalo (11/8), playing two minutes
- Played eight minutes in the win over Mississippi Valley State (11/11)
- Saw action in a season-high 12 minutes at Kentucky (1/21)

## Personal

- Son of Jimmy and Lynley McDonald of Spring, Texas
- Born April 15, 1992, in Houston
- Earned a Texas A&M Outstanding Athletics Scholar Award in 2011



# FABYON HARRIS

Pronunciation guide  
**FAY-bee-yon**

# 12

Position..... Guard  
 Height..... 5-11  
 Weight..... 178 lbs.  
 Class (Exp)..... Senior (1L)  
 Hometown..... Chicago, Ill.  
 High School..... Hyde Park Academy  
 Last College..... College of Southern Idaho  
 Major..... Youth and Development

| Season Highs |    |   | Career Highs |    |   |
|--------------|----|---|--------------|----|---|
| <b>PTS</b>   | 15 | vs Arkansas (1/8/14)  | <b>PTS</b>   | 19 | at LSU (1/23/13)  |
| <b>RBS</b>   | 5  | at South Carolina (1/29/14)                                   | <b>RBS</b>   | 6  | vs Kentucky (2/2/13)                                      |
| <b>AST</b>   | 5  | vs Houston (12/4/13)  | <b>AST</b>   | 5  | vs Houston (12/4/13)                                      |
| <b>STL</b>   | 3  | vs Prairie View A&M (11/19/13) & at Mississippi St. (1/18/14) | <b>STL</b>   | 3  | six times, last at Mississippi St. (1/18/14)              |
| <b>BLK</b>   | 1  | vs Miss Valley St. (11/11/13) & Ark-Pine Bluff (11/26/13)     | <b>BLK</b>   | 1  | vs Miss Valley St. (11/11/13) & Ark-Pine Bluff (11/26/13) |
| <b>3PM</b>   | 2  | four times, last at South Carolina (1/29/14)                  | <b>3PM</b>   | 4  | three times, last vs Missouri (3/14/13)                   |
| <b>MIN</b>   | 31 | vs Arkansas (1/8/14)  | <b>MIN</b>   | 51 | vs Tennessee (2/23/13)                                    |

## 2013-14 Game-by-Game Statistics

|                              | Min                  | FG-A               | Pct           | 3FG-A       | Pct          | FT-A        | Pct          | O-D-Tot     | Avg            | PF         | FO        | A        | TO        | Blk       | Stl      | Pts       | Avg        |            |
|------------------------------|----------------------|--------------------|---------------|-------------|--------------|-------------|--------------|-------------|----------------|------------|-----------|----------|-----------|-----------|----------|-----------|------------|------------|
| N 8                          | Buffalo              | 26                 | 3-5           | .600        | 0-0          | .000        | 2-2          | 1.000       | 0-2-2          | 2.0        | 2         | 0        | 4         | 1         | 0        | 2         | 8          | 8.0        |
| N 11                         | Miss Valley St.      | 23                 | 4-6           | .667        | 1-2          | .500        | 0-0          | .000        | 1-3-4          | 3.0        | 3         | 0        | 2         | 2         | 1        | 0         | 9          | 8.5        |
| N 15                         | Rice                 | -- Did Not Play -- |               |             |              |             |              |             |                |            |           |          |           |           |          |           |            |            |
| N 19                         | Prairie View A&M     | 26                 | 1-3           | .333        | 1-2          | .500        | 2-4          | .500        | 0-2-2          | 2.7        | 2         | 0        | 4         | 2         | 0        | 3         | 5          | 7.3        |
| N 24                         | Sam Houston St.      | 23                 | 2-2           | 1.000       | 2-2          | 1.000       | 4-4          | 1.000       | 0-2-2          | 2.5        | 2         | 0        | 0         | 2         | 0        | 1         | 10         | 8.0        |
| N 26                         | Ark-Pine Bluff       | 23                 | 3-4           | .750        | 2-3          | .667        | 4-4          | 1.000       | 0-2-2          | 2.4        | 0         | 0        | 4         | 0         | 1        | 0         | 12         | 8.8        |
| N 29                         | vs Missouri St.      | 28                 | 2-4           | .500        | 1-3          | .333        | 0-0          | .000        | 0-4-4          | 2.7        | 2         | 0        | 2         | 0         | 0        | 0         | 5          | 8.2        |
| N 30                         | vs SMU               | 13                 | 0-0           | .000        | 0-0          | .000        | 0-0          | .000        | 0-2-2          | 2.6        | 1         | 0        | 2         | 1         | 0        | 0         | 0          | 7.0        |
| D 4                          | Houston              | 25                 | 1-3           | .333        | 0-1          | .000        | 0-0          | .000        | 0-2-2          | 2.5        | 0         | 0        | 5         | 0         | 0        | 0         | 2          | 6.4        |
| D 14                         | McNeese State        | 20                 | 2-5           | .400        | 1-4          | .250        | 3-3          | 1.000       | 0-3-3          | 2.6        | 2         | 0        | 1         | 2         | 0        | 0         | 8          | 6.6        |
| D 21                         | vs Oklahoma          | 26                 | 3-9           | .333        | 0-5          | .000        | 3-6          | .500        | 0-1-1          | 2.4        | 2         | 0        | 0         | 1         | 0        | 1         | 9          | 6.8        |
| D 31                         | North Texas          | 26                 | 3-10          | .300        | 1-5          | .200        | 2-2          | 1.000       | 0-1-1          | 2.3        | 1         | 0        | 1         | 2         | 0        | 1         | 9          | 7.0        |
| J 4                          | UTPA                 | * 30               | 3-11          | .273        | 2-8          | .250        | 2-2          | 1.000       | 0-2-2          | 2.3        | 4         | 0        | 3         | 2         | 0        | 0         | 10         | 7.3        |
| J 8                          | Arkansas             | * 31               | 5-8           | .625        | 2-3          | .667        | 3-3          | 1.000       | 0-3-3          | 2.3        | 0         | 0        | 1         | 2         | 0        | 1         | 15         | 7.8        |
| J 11                         | at Tennessee         | * 27               | 0-2           | .000        | 0-0          | .000        | 0-0          | .000        | 0-2-2          | 2.3        | 0         | 0        | 3         | 2         | 0        | 1         | 0          | 7.3        |
| J 15                         | South Carolina       | * 21               | 1-3           | .333        | 0-2          | .000        | 0-0          | .000        | 0-1-1          | 2.2        | 2         | 0        | 0         | 3         | 0        | 0         | 2          | 6.9        |
| J 17                         | at Mississippi State | * 27               | 2-6           | .333        | 1-4          | .250        | 0-1          | .000        | 0-1-1          | 2.1        | 2         | 0        | 4         | 3         | 0        | 3         | 5          | 6.8        |
| J 21                         | at Kentucky          | -- Did Not Play -- |               |             |              |             |              |             |                |            |           |          |           |           |          |           |            |            |
| J 25                         | Vanderbilt           | 18                 | 3-9           | .333        | 0-3          | .000        | 2-2          | 1.000       | 1-1-2          | 2.1        | 2         | 0        | 1         | 0         | 0        | 1         | 8          | 6.9        |
| J 29                         | at South Carolina    | 23                 | 2-4           | .500        | 2-3          | .667        | 0-2          | .000        | 0-5-5          | 2.3        | 2         | 0        | 2         | 1         | 0        | 1         | 6          | 6.8        |
| F 1                          | at Florida           | 24                 | 1-5           | .200        | 1-3          | .333        | 0-1          | .000        | 0-1-1          | 2.2        | 2         | 0        | 0         | 1         | 0        | 0         | 3          | 6.6        |
| F 5                          | Mississippi State    | 12                 | 1-3           | .333        | 0-2          | .000        | 0-0          | .000        | 0-1-1          | 2.2        | 0         | 0        | 0         | 0         | 0        | 0         | 2          | 6.4        |
| F 8                          | at Georgia           | 18                 | 2-3           | .667        | 0-1          | .000        | 0-0          | .000        | 0-3-3          | 2.2        | 2         | 0        | 0         | 0         | 0        | 0         | 4          | 6.3        |
| F 12                         | LSU                  | 21                 | 2-3           | .667        | 0-1          | .000        | 0-0          | .000        | 0-2-2          | 2.2        | 0         | 0        | 1         | 1         | 0        | 1         | 4          | 6.2        |
| <b>TOTALS (22 gp / 5 gs)</b> |                      | <b>511</b>         | <b>46-108</b> | <b>.426</b> | <b>17-57</b> | <b>.298</b> | <b>27-36</b> | <b>.750</b> | <b>2-46-48</b> | <b>2.2</b> | <b>33</b> | <b>0</b> | <b>40</b> | <b>28</b> | <b>2</b> | <b>16</b> | <b>136</b> | <b>6.2</b> |

## Career Statistics • All Games

|              | GP-GS        | Min         | Avg         | FG-A           | Pct         | 3FG-A         | Pct         | FT-A          | Pct         | O-D-Tot          | Avg        | PF        | FO       | A         | TO        | Blk      | Stl       | Pts        | Avg        |
|--------------|--------------|-------------|-------------|----------------|-------------|---------------|-------------|---------------|-------------|------------------|------------|-----------|----------|-----------|-----------|----------|-----------|------------|------------|
| 2012-13      | 32-24        | 965         | 30.2        | 132-287        | .460        | 53-117        | .453        | 66-80         | .825        | 30-44-74         | 2.3        | 59        | 1        | 43        | 52        | 0        | 38        | 383        | 12.0       |
| 2013-14      | 22-5         | 511         | 23.2        | 46-108         | .426        | 17-57         | .298        | 27-36         | .750        | 2-46-48          | 2.2        | 33        | 0        | 40        | 28        | 2        | 16        | 136        | 6.2        |
| <b>TOTAL</b> | <b>54-29</b> | <b>1476</b> | <b>27.3</b> | <b>178-395</b> | <b>.451</b> | <b>70-174</b> | <b>.402</b> | <b>93-116</b> | <b>.802</b> | <b>32-90-122</b> | <b>2.3</b> | <b>92</b> | <b>1</b> | <b>83</b> | <b>80</b> | <b>2</b> | <b>54</b> | <b>519</b> | <b>9.6</b> |

## Career Statistics • Conference Games Only

|              | GP-GS        | Min        | Avg         | FG-A           | Pct         | 3FG-A        | Pct         | FT-A         | Pct         | O-D-Tot         | Avg        | PF        | FO       | A         | TO        | Blk      | Stl       | Pts        | Avg         |
|--------------|--------------|------------|-------------|----------------|-------------|--------------|-------------|--------------|-------------|-----------------|------------|-----------|----------|-----------|-----------|----------|-----------|------------|-------------|
| 2012-13      | 17-13        | 565        | 33.2        | 83-169         | .491        | 30-68        | .441        | 35-43        | .814        | 15-26-41        | 2.4        | 36        | 1        | 25        | 27        | 0        | 23        | 231        | 13.6        |
| 2013-14      | 10-4         | 222        | 22.2        | 19-46          | .413        | 6-22         | .273        | 5-9          | .556        | 1-20-21         | 2.1        | 12        | 0        | 12        | 13        | 0        | 8         | 49         | 4.9         |
| <b>TOTAL</b> | <b>27-17</b> | <b>787</b> | <b>29.1</b> | <b>102-215</b> | <b>.474</b> | <b>36-90</b> | <b>.400</b> | <b>40-52</b> | <b>.769</b> | <b>16-46-62</b> | <b>2.3</b> | <b>48</b> | <b>1</b> | <b>37</b> | <b>40</b> | <b>0</b> | <b>31</b> | <b>280</b> | <b>10.4</b> |

## Season Notes

- Came off the bench to play 26 minutes and contribute eight points and four assists against Buffalo (11/8)
- Scored nine points with four rebounds against Mississippi Valley State (11/11) ... notched his first career block against the Delta Devils
- Missed the Rice game (11/15) with an injury
- Reached double-digits in points for the first time this year against Sam Houston State (11/15), finishing with 10
- Chipped in 12 points off the bench against Arkansas-Pine Bluff (11/26)
- Made his first start of the season vs UTPA (1/4), contributing 10 points in 30 minutes
- Contributed a season-best 15 points in the SEC-opening win over Arkansas (1/8)
- Sat out the Kentucky contest per coach's decision

## Personal

- Son of Tamiko Gultney
- Born Jan. 23, 1991, in Chicago, Ill.
- Brother, Fabias Shipman, played football at Jackson State



# KOURTNEY ROBERSON

Pronunciation guide  
**ROB-er-son**

# 14

Position.....Forward  
 Height.....6-9  
 Weight.....244 lbs.  
 Class (Exp).....RS Junior (2L)  
 Hometown.....Arcadia, La.  
 High School.....Arcadia HS  
 Major.....General Studies

| Season Highs |    |  | Career Highs |    |                                |
|--------------|----|--|--------------|----|--------------------------------|
| <b>PTS</b>   | 24 | vs Miss Valley St. (11/11/13)            | <b>PTS</b>   | 24 | vs Miss Valley St. (11/11/13)  |
| <b>RBS</b>   | 13 | vs Oklahoma (12/21/13)                   | <b>RBS</b>   | 13 | vs Oklahoma (12/21/13)         |
| <b>AST</b>   | 2  | vs SHSU (11/24/13) & Houston (12/4/13)   | <b>AST</b>   | 3  | vs Missouri (2/7/13)           |
| <b>STL</b>   | 2  | four times, last vs Vanderbilt (1/25/14) | <b>STL</b>   | 6  | at Mississippi State (1/30/13) |
| <b>BLK</b>   | 3  | vs Ark-Pine Bluff (11/26/13)             | <b>BLK</b>   | 4  | vs Southern (12/22/12)         |
| <b>3PM</b>   | —  |  | <b>3PM</b>   | —  |                                |
| <b>MIN</b>   | 32 | vs Vanderbilt (1/25/14)                  | <b>MIN</b>   | 35 | at Ole Miss (2/27/13)          |

## 2013-14 Game-by-Game Statistics

|                               | Min                  | FG-A       | Pct           | 3FG-A       | Pct        | FT-A        | Pct          | O-D-Tot     | Avg              | PF         | FO        | A        | TO        | Blk       | Stl       | Pts       | Avg        |            |
|-------------------------------|----------------------|------------|---------------|-------------|------------|-------------|--------------|-------------|------------------|------------|-----------|----------|-----------|-----------|-----------|-----------|------------|------------|
| N 8                           | Buffalo              | * 18       | 6-9           | .667        | 0-0        | .000        | 3-6          | .500        | 3-8-11           | 11.0       | 2         | 0        | 0         | 1         | 2         | 2         | 15         | 15.0       |
| N 11                          | Miss Valley St.      | * 25       | 9-12          | .750        | 0-0        | .000        | 6-8          | .750        | 4-6-10           | 10.5       | 3         | 0        | 0         | 2         | 2         | 2         | 24         | 19.5       |
| N 15                          | Rice                 | * 27       | 7-9           | .778        | 0-0        | .000        | 5-6          | .833        | 4-5-9            | 10.0       | 3         | 0        | 0         | 1         | 0         | 0         | 19         | 19.3       |
| N 19                          | Prairie View A&M     | * 19       | 3-3           | 1.000       | 0-0        | .000        | 2-2          | 1.000       | 2-2-4            | 8.5        | 4         | 0        | 1         | 2         | 1         | 1         | 8          | 16.5       |
| N 24                          | Sam Houston St.      | * 15       | 3-5           | .600        | 0-0        | .000        | 1-3          | .333        | 3-5-8            | 8.4        | 2         | 0        | 2         | 1         | 1         | 0         | 7          | 14.6       |
| N 26                          | Ark-Pine Bluff       | * 20       | 2-5           | .400        | 0-0        | .000        | 7-11         | .636        | 5-2-7            | 8.2        | 1         | 0        | 1         | 1         | 3         | 1         | 11         | 14.0       |
| N 29                          | vs Missouri St.      | * 25       | 6-9           | .667        | 0-0        | .000        | 4-6          | .667        | 1-5-6            | 7.9        | 3         | 0        | 1         | 0         | 0         | 0         | 16         | 14.3       |
| N 30                          | vs SMU               | * 24       | 3-5           | .600        | 0-0        | .000        | 0-0          | .000        | 3-7-10           | 8.1        | 3         | 0        | 0         | 1         | 0         | 0         | 6          | 13.3       |
| D 4                           | Houston              | * 26       | 7-9           | .778        | 0-0        | .000        | 0-0          | .000        | 1-6-7            | 8.0        | 2         | 0        | 2         | 1         | 2         | 0         | 14         | 13.3       |
| D 14                          | McNeese State        | * 21       | 6-10          | .600        | 0-0        | .000        | 2-2          | 1.000       | 2-1-3            | 7.5        | 3         | 0        | 1         | 1         | 0         | 1         | 14         | 13.4       |
| D 21                          | vs Oklahoma          | * 27       | 2-9           | .222        | 0-0        | .000        | 3-4          | .750        | 10-3-13          | 8.0        | 1         | 0        | 1         | 2         | 0         | 2         | 7          | 12.8       |
| D 31                          | North Texas          | * 25       | 1-4           | .250        | 0-0        | .000        | 0-1          | .000        | 2-4-6            | 7.8        | 0         | 0        | 1         | 2         | 1         | 0         | 2          | 11.9       |
| J 4                           | UTPA                 | * 30       | 0-2           | .000        | 0-0        | .000        | 0-0          | .000        | 4-6-10           | 8.0        | 1         | 0        | 1         | 3         | 0         | 0         | 0          | 11.0       |
| J 8                           | Arkansas             | * 28       | 3-5           | .600        | 0-0        | .000        | 1-4          | .250        | 3-3-6            | 7.9        | 2         | 0        | 1         | 2         | 2         | 0         | 7          | 10.7       |
| J 11                          | at Tennessee         | * 31       | 2-4           | .500        | 0-0        | .000        | 2-2          | 1.000       | 2-4-6            | 7.7        | 3         | 0        | 0         | 1         | 0         | 0         | 6          | 10.4       |
| J 15                          | South Carolina       | * 29       | 2-3           | .667        | 0-0        | .000        | 0-2          | .000        | 1-2-3            | 7.4        | 2         | 0        | 0         | 1         | 0         | 1         | 4          | 10.0       |
| J 17                          | at Mississippi State | * 22       | 3-6           | .500        | 0-0        | .000        | 2-2          | 1.000       | 2-3-5            | 7.3        | 5         | 1        | 0         | 0         | 0         | 0         | 8          | 9.9        |
| J 21                          | at Kentucky          | * 20       | 2-5           | .400        | 0-0        | .000        | 2-2          | 1.000       | 1-2-3            | 7.1        | 2         | 0        | 1         | 1         | 0         | 0         | 6          | 9.7        |
| J 25                          | Vanderbilt           | * 32       | 6-8           | .750        | 0-0        | .000        | 2-2          | 1.000       | 5-5-10           | 7.2        | 2         | 0        | 1         | 2         | 0         | 0         | 14         | 9.9        |
| J 29                          | at South Carolina    | * 18       | 2-2           | 1.000       | 0-0        | .000        | 1-2          | .500        | 2-0-2            | 7.0        | 3         | 0        | 0         | 4         | 0         | 2         | 5          | 9.7        |
| F 1                           | at Florida           | * 16       | 3-7           | .429        | 0-0        | .000        | 1-2          | .500        | 3-4-7            | 7.0        | 3         | 0        | 0         | 0         | 0         | 0         | 7          | 9.5        |
| F 5                           | Mississippi State    | * 25       | 7-9           | .778        | 0-0        | .000        | 0-2          | .000        | 2-4-6            | 6.9        | 3         | 0        | 1         | 0         | 0         | 1         | 14         | 9.7        |
| F 8                           | at Georgia           | * 29       | 4-5           | .800        | 0-0        | .000        | 1-1          | 1.000       | 3-4-7            | 6.9        | 2         | 0        | 0         | 0         | 1         | 0         | 9          | 9.7        |
| F 12                          | LSU                  | * 23       | 4-9           | .444        | 0-0        | .000        | 4-9          | .444        | 4-6-10           | 7.0        | 3         | 0        | 1         | 2         | 0         | 0         | 12         | 9.8        |
| <b>TOTALS (24 gp / 24 gs)</b> |                      | <b>575</b> | <b>93-154</b> | <b>.604</b> | <b>0-0</b> | <b>.000</b> | <b>49-79</b> | <b>.620</b> | <b>72-97-169</b> | <b>7.0</b> | <b>58</b> | <b>1</b> | <b>16</b> | <b>31</b> | <b>15</b> | <b>13</b> | <b>235</b> | <b>9.8</b> |

## Season Notes

- Underwent an outpatient procedure in late October after experiencing a rapid heartbeat during practice ... missed the Aggies' exhibition contest on Oct. 30
- Notched career double-double No. 3 during the season-opening win over Buffalo (11/8), scoring a career-best 15 points with 11 rebounds
- Continued his strong start to the season with a career-best 24 point performance against Mississippi Valley State (11/11) ... also recorded 10 boards to notch his second double-double in as many games
- Narrowly missed a third consecutive double-double against Rice (11/15) ... finished with 19 points and nine rebounds
- Led the Aggies with 16 points against Missouri State (11/29)
- Turned in another steady performance against Houston (12/4), scoring 14 points to go along with seven boards, two assists and two blocks
- Pulled down 10 rebounds but did not score a point vs. UTPA (1/4)
- Became the 24<sup>th</sup> member of Aggie Basketball's 500-Rebound Club with six boards against Arkansas (1/4)
- Notched his fifth career double-double with 14 points and 10 rebounds against Vanderbilt (1/25)

## Personal


- Son of Victor King and Bonnie Critton
- Born September 28, 1990, in Shreveport, Louisiana
- Brother, Bernard King, was a four-time All-Big 12 player for the Aggies from 1999-2003 and is the school's all-time leading scorer (1,990 points)
- Father played collegiately at Louisiana Tech

## Career Statistics • All Games

|              | GP-GS        | Min         | Avg         | FG-A           | Pct         | 3FG-A      | Pct         | FT-A           | Pct         | O-D-Tot            | Avg        | PF         | FO       | A         | TO         | Blk       | Stl       | Pts        | Avg        |
|--------------|--------------|-------------|-------------|----------------|-------------|------------|-------------|----------------|-------------|--------------------|------------|------------|----------|-----------|------------|-----------|-----------|------------|------------|
| 2010-11      | 33-1         | 420         | 12.7        | 71-122         | .582        | 0-0        | .000        | 43-76          | .566        | 50-77-127          | 3.8        | 45         | 0        | 10        | 23         | 7         | 13        | 185        | 5.6        |
| 2011-12      | 9-0          | 114         | 12.7        | 15-25          | .600        | 0-0        | .000        | 11-22          | .500        | 15-29-44           | 4.9        | 6          | 0        | 1         | 12         | 2         | 2         | 41         | 4.6        |
| 2012-13      | 33-32        | 815         | 24.7        | 97-155         | .626        | 0-0        | .000        | 34-64          | .531        | 83-136-219         | 6.6        | 69         | 1        | 25        | 41         | 26        | 23        | 228        | 6.9        |
| 2013-14      | 24-24        | 575         | 24.0        | 93-154         | .604        | 0-0        | .000        | 49-79          | .620        | 72-97-169          | 7.0        | 58         | 1        | 16        | 31         | 15        | 13        | 235        | 9.8        |
| <b>TOTAL</b> | <b>99-57</b> | <b>1924</b> | <b>19.4</b> | <b>276-456</b> | <b>.605</b> | <b>0-0</b> | <b>.000</b> | <b>137-241</b> | <b>.568</b> | <b>220-339-559</b> | <b>5.6</b> | <b>178</b> | <b>2</b> | <b>52</b> | <b>107</b> | <b>50</b> | <b>51</b> | <b>689</b> | <b>7.0</b> |

## Career Statistics • Conference Games Only

|              | GP-GS        | Min        | Avg         | FG-A           | Pct         | 3FG-A      | Pct         | FT-A          | Pct         | O-D-Tot            | Avg        | PF        | FO       | A         | TO        | Blk       | Stl       | Pts        | Avg        |
|--------------|--------------|------------|-------------|----------------|-------------|------------|-------------|---------------|-------------|--------------------|------------|-----------|----------|-----------|-----------|-----------|-----------|------------|------------|
| 2010-11      | 16-1         | 212        | 13.3        | 29-57          | .509        | 0-0        | .000        | 23-44         | .523        | 21-33-54           | 3.4        | 19        | 0        | 6         | 7         | 3         | 7         | 81         | 5.1        |
| 2011-12      | -            | -          | -           | -              | -           | -          | -           | -             | -           | -                  | -          | -         | -        | -         | -         | -         | -         | -          | -          |
| 2012-13      | 18-17        | 481        | 26.7        | 59-92          | .641        | 0-0        | .000        | 23-43         | .535        | 52-79-131          | 7.3        | 42        | 1        | 19        | 28        | 15        | 14        | 141        | 7.8        |
| 2013-14      | 11-11        | 273        | 24.8        | 38-63          | .603        | 0-0        | .000        | 16-30         | .533        | 28-37-65           | 5.9        | 30        | 1        | 5         | 13        | 3         | 4         | 92         | 8.4        |
| <b>TOTAL</b> | <b>45-29</b> | <b>966</b> | <b>21.5</b> | <b>126-212</b> | <b>.594</b> | <b>0-0</b> | <b>.000</b> | <b>62-117</b> | <b>.530</b> | <b>101-149-250</b> | <b>5.6</b> | <b>91</b> | <b>2</b> | <b>30</b> | <b>48</b> | <b>21</b> | <b>25</b> | <b>314</b> | <b>7.0</b> |



# DAVONTE FITZGERALD

# 15

Position.....Forward  
 Height.....6-7  
 Weight.....201 lbs.  
 Class (Exp).....Freshman (HS)  
 Hometown.....Atlanta, Ga.  
 High School.....Tucker HS  
 Major.....Sports Management

| Season Highs |    |  | Career Highs |    |  |
|--------------|----|--|--------------|----|--|
| <b>PTS</b>   | 20 | at Mississippi St. (1/18/14)                     | <b>PTS</b>   | 20 | at Mississippi St. (1/18/14)                     |
| <b>RBS</b>   | 6  | at Georgia (2/8/14)                              | <b>RBS</b>   | 6  | at Georgia (2/8/14)                              |
| <b>AST</b>   | 1  | three times, last vs Mississippi State (2/5/14)  | <b>AST</b>   | 1  | three times, last vs Mississippi State (2/5/14)  |
| <b>STL</b>   | 1  | four times, last at Georgia (2/8/14)             | <b>STL</b>   | 1  | four times, last at Georgia (2/8/14)             |
| <b>BLK</b>   | 3  | vs SHSU (11/24/13) & Houston (12/4/13)           | <b>BLK</b>   | 3  | vs SHSU (11/24/13) & Houston (12/4/13)           |
| <b>3PM</b>   | 3  | vs SMU (11/30/13) & at Mississippi St. (1/18/14) | <b>3PM</b>   | 3  | vs SMU (11/30/13) & at Mississippi St. (1/18/14) |
| <b>MIN</b>   | 32 | at Mississippi St. (1/18/14)                     | <b>MIN</b>   | 32 | at Mississippi St. (1/18/14)                     |

## 2013-14 Game-by-Game Statistics

|                              | Min                  | FG-A       | Pct           | 3FG-A       | Pct          | FT-A        | Pct          | O-D-Tot     | Avg             | PF         | FO        | A        | TO       | Blk       | Stl       | Pts      | Avg        |            |
|------------------------------|----------------------|------------|---------------|-------------|--------------|-------------|--------------|-------------|-----------------|------------|-----------|----------|----------|-----------|-----------|----------|------------|------------|
| N 8                          | Buffalo              | 6          | 0-4           | .000        | 0-0          | .000        | 0-2          | .000        | 0-3-3           | 3.0        | 0         | 0        | 0        | 1         | 0         | 0        | 0.0        |            |
| N11                          | Miss Valley St.      | 6          | 2-4           | .500        | 0-2          | .000        | 0-0          | .000        | 0-0-0           | 1.5        | 0         | 0        | 1        | 0         | 1         | 4        | 2.0        |            |
| N15                          | Rice                 | 25         | 5-6           | .833        | 0-1          | .000        | 4-9          | .444        | 1-1-2           | 1.7        | 2         | 0        | 0        | 0         | 0         | 14       | 6.0        |            |
| N19                          | Prairie View A&M     | 12         | 1-3           | .333        | 0-2          | .000        | 0-1          | .000        | 0-1-1           | 1.5        | 0         | 0        | 0        | 0         | 0         | 2        | 5.0        |            |
| N24                          | Sam Houston St.      | 14         | 2-5           | .400        | 0-3          | .000        | 0-0          | .000        | 0-0-0           | 1.2        | 4         | 0        | 0        | 1         | 3         | 1        | 4.8        |            |
| N26                          | Ark. Pine Bluff      | 13         | 1-3           | .333        | 0-0          | .000        | 2-5          | .400        | 0-1-1           | 1.2        | 0         | 0        | 0        | 1         | 1         | 0        | 4.7        |            |
| N29                          | vs Missouri St.      | 3          | 0-0           | .000        | 0-0          | .000        | 0-0          | .000        | 0-0-0           | 1.0        | 2         | 0        | 0        | 0         | 1         | 0        | 4.0        |            |
| N30                          | vs SMU               | * 19       | 4-7           | .571        | 3-4          | .750        | 1-1          | 1.000       | 2-2-4           | 1.4        | 1         | 0        | 0        | 0         | 0         | 12       | 5.0        |            |
| D4                           | Houston              | * 26       | 3-12          | .250        | 2-7          | .286        | 2-2          | 1.000       | 1-3-4           | 1.7        | 1         | 0        | 1        | 1         | 3         | 0        | 10         | 5.6        |
| D14                          | McNeese State        | * 22       | 3-8           | .375        | 1-2          | .500        | 2-2          | 1.000       | 1-0-1           | 1.6        | 2         | 0        | 0        | 1         | 0         | 0        | 9          | 5.9        |
| D21                          | vs Oklahoma          | * 19       | 0-7           | .000        | 0-3          | .000        | 5-6          | .833        | 1-3-4           | 1.8        | 4         | 0        | 0        | 1         | 0         | 0        | 5          | 5.8        |
| D31                          | North Texas          | 19         | 3-9           | .333        | 0-1          | .000        | 2-2          | 1.000       | 3-1-4           | 2.0        | 3         | 0        | 0        | 1         | 0         | 0        | 8          | 6.0        |
| J4                           | UTPA                 | 15         | 2-6           | .333        | 0-4          | .000        | 3-4          | .750        | 2-2-4           | 2.2        | 1         | 0        | 0        | 0         | 1         | 0        | 7          | 6.1        |
| J8                           | Arkansas             | 19         | 4-7           | .571        | 2-3          | .667        | 7-8          | .875        | 0-2-2           | 2.1        | 2         | 0        | 0        | 1         | 1         | 1        | 17         | 6.9        |
| J11                          | at Tennessee         | 7          | 1-3           | .333        | 0-0          | .000        | 0-0          | .000        | 0-1-1           | 2.1        | 4         | 0        | 0        | 0         | 1         | 0        | 2          | 6.5        |
| J15                          | South Carolina       | 18         | 6-7           | .857        | 1-2          | .500        | 0-0          | .000        | 2-1-3           | 2.1        | 2         | 0        | 0        | 0         | 1         | 0        | 13         | 6.9        |
| J17                          | at Mississippi State | 32         | 7-15          | .467        | 3-6          | .500        | 3-4          | .750        | 0-4-4           | 2.2        | 3         | 0        | 0        | 3         | 0         | 0        | 20         | 7.7        |
| J21                          | at Kentucky          | 24         | 5-12          | .417        | 1-4          | .250        | 1-3          | .333        | 1-1-2           | 2.2        | 2         | 0        | 0        | 2         | 0         | 0        | 12         | 7.9        |
| J25                          | Vanderbilt           | 13         | 0-3           | .000        | 0-2          | .000        | 0-2          | .000        | 0-0-0           | 2.1        | 2         | 0        | 0        | 0         | 0         | 0        | 0          | 7.5        |
| J29                          | at South Carolina    | 14         | 3-8           | .375        | 0-2          | .000        | 0-2          | .000        | 0-0-0           | 2.0        | 2         | 0        | 0        | 0         | 1         | 0        | 6          | 7.5        |
| F1                           | at Florida           | 15         | 2-9           | .222        | 1-6          | .167        | 0-0          | .000        | 0-4-4           | 2.1        | 3         | 0        | 0        | 1         | 1         | 0        | 5          | 7.3        |
| F5                           | Mississippi State    | 13         | 3-9           | .333        | 1-2          | .500        | 0-1          | .000        | 0-1-1           | 2.0        | 0         | 0        | 0        | 1         | 0         | 1        | 7          | 7.3        |
| F8                           | at Georgia           | 14         | 1-8           | .125        | 0-3          | .000        | 0-0          | .000        | 1-5-6           | 2.2        | 2         | 0        | 0        | 0         | 0         | 1        | 2          | 7.1        |
| F12                          | LSU                  | 9          | 4-7           | .571        | 3-4          | .750        | 0-0          | .000        | 1-2-3           | 2.3        | 1         | 0        | 0        | 0         | 1         | 1        | 11         | 7.3        |
| <b>TOTALS (24 gp / 4 gs)</b> |                      | <b>377</b> | <b>62-162</b> | <b>.383</b> | <b>18-63</b> | <b>.286</b> | <b>32-54</b> | <b>.593</b> | <b>16-38-54</b> | <b>2.3</b> | <b>43</b> | <b>0</b> | <b>3</b> | <b>14</b> | <b>17</b> | <b>5</b> | <b>174</b> | <b>7.3</b> |

## Career Statistics • All Games

|              | GP-GS       | Min        | Avg         | FG-A          | Pct         | 3FG-A        | Pct         | FT-A         | Pct         | O-D-Tot         | Avg        | PF        | FO       | A        | TO        | Blk       | Stl      | Pts        | Avg        |
|--------------|-------------|------------|-------------|---------------|-------------|--------------|-------------|--------------|-------------|-----------------|------------|-----------|----------|----------|-----------|-----------|----------|------------|------------|
| 2013-14      | 24-4        | 377        | 15.7        | 62-162        | .383        | 18-63        | .286        | 32-54        | .593        | 16-38-54        | 2.3        | 43        | 0        | 3        | 14        | 17        | 5        | 174        | 7.3        |
| <b>TOTAL</b> | <b>24-4</b> | <b>377</b> | <b>15.7</b> | <b>62-162</b> | <b>.383</b> | <b>18-63</b> | <b>.286</b> | <b>32-54</b> | <b>.593</b> | <b>16-38-54</b> | <b>2.3</b> | <b>43</b> | <b>0</b> | <b>3</b> | <b>14</b> | <b>17</b> | <b>5</b> | <b>174</b> | <b>7.3</b> |

## Career Statistics • Conference Games Only

|              | GP-GS       | Min        | Avg         | FG-A         | Pct         | 3FG-A        | Pct         | FT-A         | Pct         | O-D-Tot        | Avg        | PF        | FO       | A        | TO       | Blk      | Stl      | Pts       | Avg        |
|--------------|-------------|------------|-------------|--------------|-------------|--------------|-------------|--------------|-------------|----------------|------------|-----------|----------|----------|----------|----------|----------|-----------|------------|
| 2013-14      | 11-0        | 178        | 16.2        | 36-88        | .409        | 12-34        | .353        | 11-20        | .550        | 5-21-26        | 2.4        | 23        | 0        | 1        | 7        | 7        | 4        | 95        | 8.6        |
| <b>TOTAL</b> | <b>11-0</b> | <b>178</b> | <b>16.2</b> | <b>36-88</b> | <b>.409</b> | <b>12-34</b> | <b>.353</b> | <b>11-20</b> | <b>.550</b> | <b>5-21-26</b> | <b>2.4</b> | <b>23</b> | <b>0</b> | <b>1</b> | <b>7</b> | <b>7</b> | <b>4</b> | <b>95</b> | <b>8.6</b> |

## Season Notes

- Reached double-figures in scoring during the exhibition win over UTPB (10/30), finishing with 10 points and five rebounds
- Made his A&M debut against Buffalo (11/8), playing six minutes
- Scored his first career points by going 2-of-4 from the field during the win over Mississippi Valley State (11/11)
- Scored 14 points off the bench to help lead the Aggies to a win over Rice (11/15)
- Made his first career start against SMU (11/30), scoring 12 points on 4-of-7 shooting, including a 3-of-4 mark from beyond the 3-point arc
- Contributed 10 points, four rebounds and three blocked shots during the win over Houston (12/4)
- Chipped in nine points, all in the first half, during the win over McNeese State (12/14)
- Led all scorers with a 17 points in his first SEC game against Arkansas (1/8) ... was 4-of-7 from the floor with a 7-of-8 mark from the free throw line
- Contributed 13 points on 6-of-7 shooting during the win over South Carolina (1/15)
- Reached the 20-point mark for the first time during his A&M career with 20 points on 7-of-15 shooting at Mississippi State (1/18)
- After scoring 11 points in just nine minutes, left the LSU game (2/12) late in the first half with an injury.
- Unfortunately will miss the remainder of the 2013-14 season with a knee injury.

## Personal

- Son of Daniel and Lavonne Fitzgerald
- Born Sept. 2, 1994, in Atlanta, Ga.
- Brother, David Lawrence, who played basketball at the College of Charleston
- Nicknamed "Tay"
- During his spare time enjoys cooking and building things.



# DON THOMAS

# 20

Position..... Guard  
 Height..... 6-0  
 Weight..... 185 lbs.  
 Class (Exp)..... Junior (TR)  
 Hometown..... Spring, Texas  
 High School..... Spring HS  
 Previous College..... Lee College  
 Major..... Business Management

| Season Highs |                      |  | Career Highs |                      |  |
|--------------|----------------------|--|--------------|----------------------|--|
| PTS          | --                   |  | PTS          | --                   |  |
| RBS          | --                   |  | RBS          | --                   |  |
| AST          | --                   |  | AST          | --                   |  |
| STL          | --                   |  | STL          | --                   |  |
| BLK          | --                   |  | BLK          | --                   |  |
| 3PM          | --                   |  | 3PM          | --                   |  |
| MIN          | 2 vs SHSU (11/24/13) |  | MIN          | 2 vs SHSU (11/24/13) |  |

### 2013-14 Game-by-Game Statistics

|                             | Min      | FG-A       | Pct         | 3FG-A      | Pct         | FT-A       | Pct         | O-D-Tot      | Avg        | PF       | FO       | A        | TO       | Blk      | Stl      | Pts      | Avg        |
|-----------------------------|----------|------------|-------------|------------|-------------|------------|-------------|--------------|------------|----------|----------|----------|----------|----------|----------|----------|------------|
| N8 Buffalo                  |          |            |             |            |             |            |             | 0-0-0        | 0.0        | 0        | 0        | 0        | 0        | 0        | 0        | 0        | 0.0        |
| N11 Miss Valley St.         |          |            |             |            |             |            |             | 0-0-0        | 0.0        | 0        | 0        | 0        | 0        | 0        | 0        | 0        | 0.0        |
| N15 Rice                    |          |            |             |            |             |            |             | 0-0-0        | 0.0        | 0        | 0        | 0        | 0        | 0        | 0        | 0        | 0.0        |
| N19 Prairie View A&M        | 0        | 0-0        | .000        | 0-0        | .000        | 0-0        | .000        | 0-0-0        | 0.0        | 0        | 0        | 0        | 0        | 0        | 0        | 0        | 0.0        |
| N24 Sam Houston St.         | 2        | 0-0        | .000        | 0-0        | .000        | 0-0        | .000        | 0-0-0        | 0.0        | 0        | 0        | 0        | 1        | 0        | 0        | 0        | 0.0        |
| N26 Ark-Pine Bluff          | 0        | 0-0        | .000        | 0-0        | .000        | 0-0        | .000        | 0-0-0        | 0.0        | 0        | 0        | 0        | 0        | 0        | 0        | 0        | 0.0        |
| N29 vs Missouri St.         |          |            |             |            |             |            |             | 0-0-0        | 0.0        | 0        | 0        | 0        | 0        | 0        | 0        | 0        | 0.0        |
| N30 vs SMU                  |          |            |             |            |             |            |             | 0-0-0        | 0.0        | 0        | 0        | 0        | 0        | 0        | 0        | 0        | 0.0        |
| D4 Houston                  |          |            |             |            |             |            |             | 0-0-0        | 0.0        | 0        | 0        | 0        | 0        | 0        | 0        | 0        | 0.0        |
| D14 McNeese State           |          |            |             |            |             |            |             | 0-0-0        | 0.0        | 0        | 0        | 0        | 0        | 0        | 0        | 0        | 0.0        |
| D21 vs Oklahoma             |          |            |             |            |             |            |             | 0-0-0        | 0.0        | 0        | 0        | 0        | 0        | 0        | 0        | 0        | 0.0        |
| D31 North Texas             |          |            |             |            |             |            |             | 0-0-0        | 0.0        | 0        | 0        | 0        | 0        | 0        | 0        | 0        | 0.0        |
| J4 UTPA                     | 0        | 0-0        | .000        | 0-0        | .000        | 0-0        | .000        | 0-0-0        | 0.0        | 0        | 0        | 0        | 0        | 0        | 0        | 0        | 0.0        |
| J8 Arkansas                 |          |            |             |            |             |            |             | 0-0-0        | 0.0        | 0        | 0        | 0        | 0        | 0        | 0        | 0        | 0.0        |
| J11 at Tennessee            |          |            |             |            |             |            |             | 0-0-0        | 0.0        | 0        | 0        | 0        | 0        | 0        | 0        | 0        | 0.0        |
| J15 South Carolina          |          |            |             |            |             |            |             | 0-0-0        | 0.0        | 0        | 0        | 0        | 0        | 0        | 0        | 0        | 0.0        |
| J17 at Mississippi State    |          |            |             |            |             |            |             | 0-0-0        | 0.0        | 0        | 0        | 0        | 0        | 0        | 0        | 0        | 0.0        |
| J21 at Kentucky             |          |            |             |            |             |            |             | 0-0-0        | 0.0        | 0        | 0        | 0        | 0        | 0        | 0        | 0        | 0.0        |
| J25 Vanderbilt              |          |            |             |            |             |            |             | 0-0-0        | 0.0        | 0        | 0        | 0        | 0        | 0        | 0        | 0        | 0.0        |
| J29 at South Carolina       |          |            |             |            |             |            |             | 0-0-0        | 0.0        | 0        | 0        | 0        | 0        | 0        | 0        | 0        | 0.0        |
| F1 at Florida               |          |            |             |            |             |            |             | 0-0-0        | 0.0        | 0        | 0        | 0        | 0        | 0        | 0        | 0        | 0.0        |
| F5 Mississippi State        |          |            |             |            |             |            |             | 0-0-0        | 0.0        | 0        | 0        | 0        | 0        | 0        | 0        | 0        | 0.0        |
| 58 at Georgia               |          |            |             |            |             |            |             | 0-0-0        | 0.0        | 0        | 0        | 0        | 0        | 0        | 0        | 0        | 0.0        |
| F12 LSU                     |          |            |             |            |             |            |             | 0-0-0        | 0.0        | 0        | 0        | 0        | 0        | 0        | 0        | 0        | 0.0        |
| <b>TOTALS (4 gp / 0 gs)</b> | <b>2</b> | <b>0-0</b> | <b>.000</b> | <b>0-0</b> | <b>.000</b> | <b>0-0</b> | <b>.000</b> | <b>0-0-0</b> | <b>0.0</b> | <b>0</b> | <b>0</b> | <b>0</b> | <b>1</b> | <b>0</b> | <b>0</b> | <b>0</b> | <b>0.0</b> |

### Career Statistics • All Games

|              | GP-GS      | Min      | Avg        | FG-A       | Pct         | 3FG-A      | Pct         | FT-A       | Pct         | O-D-Tot      | Avg        | PF       | FO       | A        | TO       | Blk      | Stl      | Pts      | Avg        |
|--------------|------------|----------|------------|------------|-------------|------------|-------------|------------|-------------|--------------|------------|----------|----------|----------|----------|----------|----------|----------|------------|
| 2013-14      | 4-0        | 2        | 1.0        | 0-0        | .000        | 0-0        | .000        | 0-0        | .000        | 0-0-0        | 0.0        | 0        | 0        | 0        | 1        | 0        | 0        | 0        | 0.0        |
| <b>TOTAL</b> | <b>4-0</b> | <b>2</b> | <b>1.0</b> | <b>0-0</b> | <b>.000</b> | <b>0-0</b> | <b>.000</b> | <b>0-0</b> | <b>.000</b> | <b>0-0-0</b> | <b>0.0</b> | <b>0</b> | <b>0</b> | <b>0</b> | <b>1</b> | <b>0</b> | <b>0</b> | <b>0</b> | <b>0.0</b> |

### Career Statistics • Conference Games Only

|              | GP-GS | Min | Avg | FG-A | Pct | 3FG-A | Pct | FT-A | Pct | O-D-Tot | Avg | PF | FO | A | TO | Blk | Stl | Pts | Avg |
|--------------|-------|-----|-----|------|-----|-------|-----|------|-----|---------|-----|----|----|---|----|-----|-----|-----|-----|
| 2013-14      | -     | -   | -   | -    | -   | -     | -   | -    | -   | -       | -   | -  | -  | - | -  | -   | -   | -   | -   |
| <b>TOTAL</b> | -     | -   | -   | -    | -   | -     | -   | -    | -   | -       | -   | -  | -  | - | -  | -   | -   | -   | -   |


### Season Notes

- Made his Texas A&M debut against Prairie View A&M (11/19)

### Personal

- Son of Don and Shannon Thomas
- Born Jan. 14, 1991, in Baton Rouge, La.
- Enjoys working out and playing video games in his spare time.





# ALEX CARUSO

# 21

Position..... Guard  
 Height..... 6-5  
 Weight..... 183 lbs.  
 Class (Exp)..... Sophomore (1L)  
 Hometown..... College Station, Texas  
 High School..... A&M Consolidated HS  
 Major..... Sports Management

| Season Highs |    |   | Career Highs |    |  |
|--------------|----|---|--------------|----|--|
| <b>PTS</b>   | 15 | vs Prairie View A&M (11/19/13)                        | <b>PTS</b>   | 15 | vs Prairie View A&M (11/19/13)                 |
| <b>RBS</b>   | 7  | vs Arkansas (1/8/14)                                  | <b>RBS</b>   | 8  | vs Army (12/29/12)                             |
| <b>AST</b>   | 11 | vs Arkansas (1/8/14)                                  | <b>AST</b>   | 11 | vs Arkansas (1/8/14)                           |
| <b>STL</b>   | 6  | vs Prairie View A&M (11/19/13)                        | <b>STL</b>   | 6  | vs Prairie View A&M (11/19/13)                 |
| <b>BLK</b>   | 3  | vs Miss Valley St. (11/11/13) & UTPA (1/4/14)         | <b>BLK</b>   | 3  | vs Miss Valley St. (11/11/13) & UTPA (1/4/14)  |
| <b>3PM</b>   | 2  | three times, last at Mississippi State (1/17/14)      | <b>3PM</b>   | 2  | six times, last at Mississippi State (1/17/14) |
| <b>MIN</b>   | 37 | at Tennessee (1/11/14) & at Mississippi St. (1/18/14) | <b>MIN</b>   | 37 | three times, last at Mississippi St. (1/18/14) |

## 2013-14 Game-by-Game Statistics

|                               | Min        | FG-A          | Pct         | 3FG-A        | Pct         | FT-A         | Pct         | O-D-Tot        | Avg        | PF        | FO       | A          | TO        | Blk       | Stl       | Pts        | Avg        |
|-------------------------------|------------|---------------|-------------|--------------|-------------|--------------|-------------|----------------|------------|-----------|----------|------------|-----------|-----------|-----------|------------|------------|
| N 8 Buffalo                   | * 33       | 4-9           | .444        | 1-3          | .333        | 2-2          | 1.000       | 0-6-6          | 6.0        | 1         | 0        | 8          | 0         | 1         | 4         | 11         | 11.0       |
| N11 Miss Valley St.           | * 33       | 6-10          | .600        | 1-4          | .250        | 1-1          | 1.000       | 1-4-5          | 5.5        | 2         | 0        | 5          | 4         | 3         | 2         | 14         | 12.5       |
| N15 Rice                      | * 31       | 1-8           | .125        | 0-5          | .000        | 9-10         | .900        | 1-4-5          | 5.3        | 1         | 0        | 7          | 4         | 0         | 3         | 11         | 12.0       |
| N19 Prairie View A&M          | * 30       | 6-10          | .600        | 1-3          | .333        | 2-3          | .667        | 0-2-2          | 4.5        | 0         | 0        | 4          | 2         | 2         | 6         | 15         | 12.8       |
| N24 Sam Houston St.           | * 17       | 3-6           | .500        | 0-0          | .000        | 3-5          | .600        | 0-3-3          | 4.2        | 3         | 0        | 5          | 3         | 0         | 1         | 9          | 12.0       |
| N26 Ark. Pine Bluff           | * 17       | 2-4           | .500        | 1-1          | 1.000       | 0-2          | .000        | 0-0-0          | 3.5        | 4         | 0        | 3          | 1         | 0         | 2         | 5          | 10.8       |
| N29 vs Missouri St.           | * 26       | 3-9           | .333        | 0-2          | .000        | 2-4          | .500        | 2-2-4          | 3.6        | 3         | 0        | 3          | 3         | 1         | 3         | 8          | 10.4       |
| N30 vs SMU                    | * 21       | 1-3           | .333        | 0-0          | .000        | 3-4          | .750        | 0-3-3          | 3.5        | 4         | 0        | 0          | 3         | 2         | 0         | 5          | 9.8        |
| D4 Houston                    | * 21       | 2-6           | .333        | 0-3          | .000        | 0-0          | .000        | 0-3-3          | 3.4        | 3         | 0        | 4          | 0         | 1         | 0         | 4          | 9.1        |
| D14 McNeese State             | * 29       | 4-5           | .800        | 2-2          | 1.000       | 3-3          | 1.000       | 0-1-1          | 3.2        | 0         | 0        | 7          | 0         | 0         | 2         | 13         | 9.5        |
| D21 vs Oklahoma               | * 28       | 3-7           | .429        | 0-2          | .000        | 0-0          | .000        | 0-3-3          | 3.2        | 3         | 0        | 4          | 3         | 2         | 0         | 6          | 9.2        |
| D31 North Texas               | * 34       | 3-7           | .429        | 2-3          | .667        | 2-4          | .500        | 1-4-5          | 3.3        | 3         | 0        | 2          | 4         | 1         | 1         | 10         | 9.3        |
| J4 UTPA                       | * 35       | 5-6           | .833        | 1-2          | .500        | 2-3          | .667        | 1-2-3          | 3.3        | 1         | 0        | 6          | 3         | 3         | 4         | 13         | 9.5        |
| J8 Arkansas                   | * 31       | 2-6           | .333        | 0-1          | .000        | 0-0          | .000        | 0-7-7          | 3.6        | 1         | 0        | 11         | 3         | 2         | 4         | 4          | 9.1        |
| J11 at Tennessee              | * 37       | 4-10          | .400        | 0-0          | .000        | 4-8          | .500        | 0-2-2          | 3.5        | 2         | 0        | 8          | 1         | 0         | 4         | 12         | 9.3        |
| J15 South Carolina            | * 30       | 1-3           | .333        | 1-1          | 1.000       | 0-2          | .000        | 0-1-1          | 3.3        | 3         | 0        | 7          | 5         | 2         | 0         | 3          | 8.9        |
| J17 at Mississippi State      | * 37       | 4-7           | .571        | 2-3          | .667        | 2-2          | 1.000       | 0-6-6          | 3.5        | 5         | 1        | 4          | 1         | 0         | 1         | 12         | 9.1        |
| J21 at Kentucky               | * 35       | 4-6           | .667        | 0-0          | .000        | 4-8          | .500        | 0-4-4          | 3.5        | 2         | 0        | 3          | 4         | 0         | 3         | 12         | 9.3        |
| J25 Vanderbilt                | * 29       | 2-8           | .250        | 0-1          | .000        | 2-2          | 1.000       | 0-4-4          | 3.5        | 5         | 1        | 0          | 1         | 1         | 1         | 6          | 9.1        |
| J29 at South Carolina         | * 26       | 1-4           | .250        | 0-1          | .000        | 2-2          | 1.000       | 1-1-2          | 3.5        | 4         | 0        | 2          | 5         | 0         | 2         | 4          | 8.9        |
| F1 at Florida                 | * 24       | 1-3           | .333        | 0-0          | .000        | 0-1          | .000        | 1-2-3          | 3.4        | 5         | 1        | 3          | 3         | 0         | 1         | 2          | 8.5        |
| F5 Mississippi State          | * 31       | 1-3           | .333        | 0-2          | .000        | 2-4          | .500        | 0-3-3          | 3.4        | 3         | 0        | 10         | 2         | 1         | 0         | 4          | 8.3        |
| F8 at Georgia                 | * 22       | 0-4           | .000        | 0-2          | .000        | 0-0          | .000        | 0-0-0          | 3.3        | 5         | 1        | 1          | 2         | 0         | 1         | 0          | 8.0        |
| F12 LSU                       | * 23       | 2-5           | .400        | 1-3          | .333        | 4-5          | .800        | 1-2-3          | 3.3        | 3         | 0        | 3          | 4         | 1         | 2         | 9          | 8.0        |
| <b>TOTALS (24 gp / 24 gs)</b> | <b>680</b> | <b>65-149</b> | <b>.436</b> | <b>13-44</b> | <b>.295</b> | <b>49-75</b> | <b>.653</b> | <b>9-69-78</b> | <b>3.3</b> | <b>66</b> | <b>4</b> | <b>110</b> | <b>61</b> | <b>23</b> | <b>47</b> | <b>192</b> | <b>8.0</b> |

## Career Statistics • All Games

|              | GP-GS        | Min         | Avg         | FG-A           | Pct         | 3FG-A        | Pct         | FT-A          | Pct         | O-D-Tot           | Avg        | PF         | FO       | A          | TO         | Blk       | Stl        | Pts        | Avg        |
|--------------|--------------|-------------|-------------|----------------|-------------|--------------|-------------|---------------|-------------|-------------------|------------|------------|----------|------------|------------|-----------|------------|------------|------------|
| 2012-13      | 33-17        | 815         | 24.7        | 62-166         | .373        | 13-49        | .265        | 45-75         | .600        | 25-82-107         | 3.2        | 93         | 4        | 112        | 75         | 15        | 61         | 182        | 5.5        |
| 2013-14      | 24-24        | 680         | 28.3        | 65-149         | .436        | 13-44        | .295        | 49-75         | .653        | 9-69-78           | 3.3        | 66         | 4        | 110        | 61         | 23        | 47         | 192        | 8.0        |
| <b>TOTAL</b> | <b>57-41</b> | <b>1495</b> | <b>26.2</b> | <b>127-315</b> | <b>.403</b> | <b>26-93</b> | <b>.280</b> | <b>94-150</b> | <b>.627</b> | <b>34-151-185</b> | <b>3.2</b> | <b>159</b> | <b>8</b> | <b>222</b> | <b>136</b> | <b>38</b> | <b>108</b> | <b>374</b> | <b>6.6</b> |

## Career Statistics • Conference Games Only

|              | GP-GS        | Min        | Avg         | FG-A          | Pct         | 3FG-A        | Pct         | FT-A         | Pct         | O-D-Tot         | Avg        | PF         | FO       | A          | TO        | Blk       | Stl       | Pts        | Avg        |
|--------------|--------------|------------|-------------|---------------|-------------|--------------|-------------|--------------|-------------|-----------------|------------|------------|----------|------------|-----------|-----------|-----------|------------|------------|
| 2012-13      | 18-10        | 465        | 25.8        | 36-102        | .353        | 9-32         | .281        | 21-37        | .568        | 14-41-55        | 3.1        | 63         | 4        | 61         | 47        | 6         | 33        | 102        | 5.7        |
| 2013-14      | 11-11        | 325        | 29.5        | 22-59         | .373        | 4-14         | .286        | 20-34        | .588        | 3-32-35         | 3.2        | 38         | 4        | 52         | 31        | 7         | 19        | 68         | 6.2        |
| <b>TOTAL</b> | <b>29-21</b> | <b>790</b> | <b>27.2</b> | <b>58-161</b> | <b>.360</b> | <b>13-46</b> | <b>.283</b> | <b>41-71</b> | <b>.577</b> | <b>17-73-90</b> | <b>3.1</b> | <b>101</b> | <b>8</b> | <b>113</b> | <b>78</b> | <b>13</b> | <b>52</b> | <b>170</b> | <b>5.9</b> |

## Season Notes

- Enjoyed an impressive season debut against Buffalo (11/8) ... scored 11 points while recording eight assists and zero turnovers
- Tied his then-career best with 14 points on 6-of-10 shooting vs. Mississippi Valley State (11/11) ... also chipped in five assists, three blocks and two steals
- Scored nine of his 11 points from the free throw line during a win over Rice (11/15)
- Set a career best with 15 points on 6-of-10 shooting against Prairie View A&M (11/19)
- Enjoyed a solid outing during the win over McNeese State (12/14), finishing with 13 points and seven assists
- Played 34 minutes and scored a team-high 10 points against North Texas (12/31)
- Put together a solid all around effort against UTPA (1/4) finishing with 13 points, six assists, four steals and three blocks
- Became the first Aggie since Acie Law IV in 2007 to dish out more than 10 assists when he collected 11 against Arkansas (1/8) ... also chipped in four points, seven rebounds, four steals and two blocks
- Contributed 12 points, eight assists and four steals during a road victory at Tennessee (1/11)
- Recorded his 200<sup>th</sup> career assist during the contest at Mississippi State (1/18) ... also contributed 12 points vs. the Bulldogs
- Notched his three steals at Kentucky (1/21) to becoming the 18<sup>th</sup> member of Texas A&M's 100-Steal Club ... just the fifth Aggie to eclipse the mark in only two seasons
- Reached double-digits in assists with 10 helpers against Mississippi State (2/5)

## Personal

- Nickname is "AC"
- Son of Mike and Jackie Caruso
- Born Feb. 28, 1994, in College Station, Texas
- Father, Mike, played four years at Creighton and coached under Eddie Sutton and is currently an associate athletic director at Texas A&M
- Served as a "Ball Boy" at Aggie basketball games when he was younger



# JAMAL JONES

# 23

Position..... Guard  
 Height..... 6-8  
 Weight..... 197 lbs.  
 Class (Exp) ..... Junior (TR)  
 Hometown ..... Wynne, Ark.  
 High School ..... Searcy HS  
 Last College ..... Lee College  
 Major ..... Recreation Parks and Tourism Sciences

| Season Highs |    |  | Career Highs |    |  |
|--------------|----|--|--------------|----|--|
| <b>PTS</b>   | 24 | at Mississippi St. (1/18/14)                               | <b>PTS</b>   | 24 | at Mississippi St. (1/18/14)                               |
| <b>RBS</b>   | 8  | vs Arkansas (1/8/14)                                       | <b>RBS</b>   | 8  | vs Arkansas (1/8/14)                                       |
| <b>AST</b>   | 5  | vs McNeese State (12/14/13)                                | <b>AST</b>   | 5  | vs McNeese State (12/14/13)                                |
| <b>STL</b>   | 5  | vs Oklahoma (12/21/13)                                     | <b>STL</b>   | 5  | vs Oklahoma (12/21/13)                                     |
| <b>BLK</b>   | 3  | vs Ark-Pine Bluff (11/26/13)                               | <b>BLK</b>   | 3  | vs Ark-Pine Bluff (11/26/13)                               |
| <b>3PM</b>   | 7  | vs Houston (12/4/13)                                       | <b>3PM</b>   | 7  | vs Houston (12/4/13)                                       |
| <b>MIN</b>   | 35 | vs South Carolina (1/15/14) & at Mississippi St. (1/18/14) | <b>MIN</b>   | 35 | vs South Carolina (1/15/14) & at Mississippi St. (1/18/14) |

## 2013-14 Game-by-Game Statistics

|               | Min                    | FG-A       | Pct           | 3FG-A       | Pct           | FT-A        | Pct          | O-D-Tot     | Avg             | PF         | FO        | A        | TO        | Blk       | Stl      | Pts       | Avg        |             |
|---------------|------------------------|------------|---------------|-------------|---------------|-------------|--------------|-------------|-----------------|------------|-----------|----------|-----------|-----------|----------|-----------|------------|-------------|
| N8            | Buffalo                | 19         | 3-7           | .429        | 3-6           | .500        | 0-0          | .000        | 0-4-4           | 4.0        | 2         | 0        | 0         | 3         | 0        | 9         | 9.0        |             |
| N11           | Miss Valley St.        | 24         | 5-11          | .455        | 1-5           | .200        | 3-4          | .750        | 0-5-5           | 4.5        | 2         | 0        | 0         | 2         | 1        | 14        | 11.5       |             |
| N15           | Rice                   | 15         | 0-4           | .000        | 0-4           | .000        | 0-2          | .000        | 0-1-1           | 3.3        | 0         | 0        | 1         | 0         | 0        | 0         | 7.7        |             |
| N19           | Prairie View A&M       | 27         | 5-10          | .500        | 0-2           | .000        | 2-3          | .667        | 2-3-5           | 3.8        | 0         | 0        | 0         | 0         | 1        | 12        | 8.8        |             |
| N24           | Sam Houston St.        | 18         | 2-7           | .286        | 1-3           | .333        | 4-4          | 1.000       | 0-1-1           | 3.2        | 3         | 0        | 0         | 2         | 1        | 9         | 8.8        |             |
| N26           | Ark-Pine Bluff         | 24         | 6-9           | .667        | 5-7           | .714        | 1-2          | .500        | 1-4-5           | 3.5        | 0         | 0        | 2         | 1         | 3        | 1         | 18         | 10.3        |
| N29           | vs Missouri St.        | 17         | 1-5           | .200        | 0-3           | .000        | 0-0          | .000        | 1-0-1           | 3.1        | 1         | 0        | 0         | 3         | 0        | 0         | 2          | 9.1         |
| N30           | vs SMU                 | 5          | 0-3           | .000        | 0-2           | .000        | 0-0          | .000        | 0-1-1           | 2.9        | 0         | 0        | 0         | 0         | 0        | 0         | 8.0        |             |
| D4            | Houston                | * 31       | 7-14          | .500        | 7-10          | .700        | 0-0          | .000        | 2-5-7           | 3.3        | 2         | 0        | 2         | 3         | 1        | 0         | 21         | 9.4         |
| D14           | McNeese State          | * 34       | 6-12          | .500        | 4-9           | .444        | 0-0          | .000        | 0-5-5           | 3.5        | 3         | 0        | 5         | 0         | 0        | 0         | 16         | 10.1        |
| D21           | vs Oklahoma            | * 24       | 3-11          | .273        | 2-5           | .400        | 1-1          | 1.000       | 1-3-4           | 3.5        | 3         | 0        | 0         | 2         | 0        | 5         | 9          | 10.0        |
| D31           | North Texas            | * 25       | 0-6           | .000        | 0-5           | .000        | 0-0          | .000        | 0-1-1           | 3.3        | 1         | 0        | 1         | 2         | 0        | 2         | 0          | 9.2         |
| J4            | UTPA                   | * 28       | 5-15          | .333        | 2-8           | .250        | 4-4          | 1.000       | 2-4-6           | 3.5        | 0         | 0        | 2         | 1         | 0        | 1         | 16         | 9.7         |
| J8            | Arkansas               | * 25       | 5-15          | .333        | 2-6           | .333        | 2-2          | 1.000       | 2-6-8           | 3.9        | 3         | 0        | 2         | 1         | 0        | 0         | 14         | 10.0        |
| J11           | at Tennessee           | * 33       | 8-19          | .421        | 5-10          | .500        | 2-4          | .500        | 0-5-5           | 3.9        | 2         | 0        | 0         | 1         | 1        | 2         | 23         | 10.9        |
| J15           | South Carolina         | * 35       | 5-11          | .455        | 3-7           | .429        | 9-12         | .750        | 0-4-4           | 3.9        | 2         | 0        | 2         | 0         | 0        | 2         | 22         | 11.6        |
| J17           | at Mississippi State   | * 35       | 8-11          | .727        | 2-3           | .667        | 6-7          | .857        | 1-3-4           | 3.9        | 4         | 1        | 3         | 3         | 0        | 0         | 24         | 12.3        |
| J21           | at Kentucky            | * 21       | 3-12          | .250        | 1-3           | .333        | 1-2          | .500        | 0-3-3           | 3.9        | 3         | 0        | 0         | 1         | 1        | 0         | 8          | 12.1        |
| J25           | Vanderbilt             | * 29       | 1-9           | .111        | 1-4           | .250        | 4-4          | 1.000       | 0-2-2           | 3.8        | 3         | 0        | 3         | 1         | 0        | 0         | 7          | 11.8        |
| J29           | at South Carolina      | * 26       | 1-7           | .143        | 0-4           | .000        | 7-9          | .778        | 4-1-5           | 3.9        | 2         | 0        | 1         | 2         | 0        | 0         | 9          | 11.7        |
| F1            | at Florida             | 24         | 2-11          | .182        | 1-6           | .167        | 2-2          | 1.000       | 0-2-2           | 3.8        | 0         | 0        | 1         | 1         | 0        | 0         | 7          | 11.4        |
| F5            | Mississippi State      | * 32       | 7-14          | .500        | 4-8           | .500        | 2-2          | 1.000       | 1-6-7           | 3.9        | 1         | 0        | 1         | 3         | 0        | 1         | 20         | 11.8        |
| F8            | at Georgia             | * 34       | 5-21          | .238        | 1-10          | .100        | 6-7          | .857        | 3-3-6           | 4.0        | 1         | 0        | 1         | 2         | 0        | 1         | 17         | 12.0        |
| F12           | LSU                    | * 33       | 7-15          | .467        | 5-10          | .500        | 0-0          | .000        | 1-1-2           | 3.9        | 2         | 0        | 2         | 0         | 0        | 0         | 19         | 12.3        |
| <b>TOTALS</b> | <b>(24 gp / 15 gs)</b> | <b>618</b> | <b>95-259</b> | <b>.367</b> | <b>50-140</b> | <b>.357</b> | <b>56-71</b> | <b>.789</b> | <b>21-73-94</b> | <b>3.9</b> | <b>40</b> | <b>1</b> | <b>29</b> | <b>32</b> | <b>9</b> | <b>17</b> | <b>296</b> | <b>12.3</b> |

## Career Statistics • All Games

|              | GP-GS        | Min        | Avg         | FG-A          | Pct         | 3FG-A         | Pct         | FT-A         | Pct         | O-D-Tot         | Avg        | PF        | FO       | A         | TO        | Blk      | Stl       | Pts        | Avg         |
|--------------|--------------|------------|-------------|---------------|-------------|---------------|-------------|--------------|-------------|-----------------|------------|-----------|----------|-----------|-----------|----------|-----------|------------|-------------|
| 2013-14      | 24-15        | 618        | 25.8        | 95-259        | .367        | 50-140        | .357        | 56-71        | .789        | 21-73-94        | 3.9        | 40        | 1        | 29        | 32        | 9        | 17        | 296        | 12.3        |
| <b>TOTAL</b> | <b>24-15</b> | <b>618</b> | <b>25.8</b> | <b>95-259</b> | <b>.367</b> | <b>50-140</b> | <b>.357</b> | <b>56-71</b> | <b>.789</b> | <b>21-73-94</b> | <b>3.9</b> | <b>40</b> | <b>1</b> | <b>29</b> | <b>32</b> | <b>9</b> | <b>17</b> | <b>296</b> | <b>12.3</b> |

## Career Statistics • Conference Games Only

|              | GP-GS        | Min        | Avg         | FG-A          | Pct         | 3FG-A        | Pct         | FT-A         | Pct         | O-D-Tot         | Avg        | PF        | FO       | A         | TO        | Blk      | Stl      | Pts        | Avg         |
|--------------|--------------|------------|-------------|---------------|-------------|--------------|-------------|--------------|-------------|-----------------|------------|-----------|----------|-----------|-----------|----------|----------|------------|-------------|
| 2013-14      | 11-10        | 327        | 29.7        | 52-145        | .359        | 25-71        | .352        | 41-51        | .804        | 12-36-48        | 4.4        | 23        | 1        | 16        | 15        | 2        | 6        | 170        | 15.5        |
| <b>TOTAL</b> | <b>11-10</b> | <b>327</b> | <b>29.7</b> | <b>52-145</b> | <b>.359</b> | <b>25-71</b> | <b>.352</b> | <b>41-51</b> | <b>.804</b> | <b>12-36-48</b> | <b>4.4</b> | <b>23</b> | <b>1</b> | <b>16</b> | <b>15</b> | <b>2</b> | <b>6</b> | <b>170</b> | <b>15.5</b> |

## Season Notes

- Scored nine points with four rebounds during his Aggie debut against Buffalo (11/8)
- Against Mississippi Valley State (11/11), scored 11 of his 14 points after halftime to help the Aggies pull away from the Delta Devils
- Enjoyed a strong performance off the bench against Prairie View A&M (11/19), notching 12 points on 5-of-10 shooting with five rebounds
- Exploded for a game-high 18 points with five 3-point baskets during the victory over Arkansas-Pine Bluff (11/27)
- Sank seven 3-point baskets in a personal-best 21 point performance against Houston (12/4) ... fell just one 3-pointer shy of the school record for 3's in a single game
- Paced the Aggies with 16 points on 6-of-12 shooting with four 3-pointers against McNeese State (12/14)
- Contributed nine points to go along with a career-best five steals vs Oklahoma (12/21)
- Led all scorers with 16 points against UTPA (1/4) ... also notched six boards, two assists and a steal
- Approached a double-double in the conference-opening win over Arkansas (1/8), finishing with 14 points and a personal-best eight boards
- Exploded for 23 points during the win at Tennessee (1/11) ... 20 of his points came after halftime as he went 7-for-12 from the field during the second half
- Recorded a second straight 20-point game in the victory over South Carolina (1/15), finishing with 22 points ... was 9-of-12 from the free throw line
- Set a new career-high in points with 24 on 8-of-11 shooting during an overtime loss at Mississippi State (1/18)
- Scored a game-high 20 points against Mississippi State (2/5) ... also led the team in rebounding with seven
- Led the Aggies with 19 points during win over LSU (2/12)
- Enters the Vandy contest averaging 15.5 points per contest in SEC play, which ranks him among the league leaders

## Personal

- Son of John Jones and Crystal Banks
- Born Feb. 17, 1993, in Wynne, Ark.
- Has a sister, Jade Jones



# ANTWAN SPACE

# 24

Position.....Forward  
 Height.....6-8  
 Weight.....224 lbs.  
 Class (Exp).....RS Sophomore (TR)  
 Hometown.....DeSoto, Texas  
 High School.....DeSoto HS  
 Previous College.....Florida State  
 Major.....Sociology

| Season Highs |    |  | Career Highs |    |  |
|--------------|----|--|--------------|----|--|
| <b>PTS</b>   | 12 | vs Prairie View A&M (11/19/13) & SHSU (11/24/13) | <b>PTS</b>   | 12 | vs Prairie View A&M (11/19/13) & SHSU (11/24/13) |
| <b>RBS</b>   | 9  | vs SHSU (11/24/13)                               | <b>RBS</b>   | 9  | vs SHSU (11/24/13)                               |
| <b>AST</b>   | 3  | vs Buffalo (11/8/13)                             | <b>AST</b>   | 3  | vs Buffalo (11/8/13)                             |
| <b>STL</b>   | 2  | vs Oklahoma (12/21/13)                           | <b>STL</b>   | 2  | vs Oklahoma (12/21/13)                           |
| <b>BLK</b>   | 3  | vs Prairie View A&M (11/19/13)                   | <b>BLK</b>   | 3  | vs Prairie View A&M (11/19/13)                   |
| <b>3PM</b>   | 2  | at Tennessee (1/11/14)                           | <b>3PM</b>   | 2  | at Tennessee (1/11/14)                           |
| <b>MIN</b>   | 32 | vs Prairie View A&M (11/19/13)                   | <b>MIN</b>   | 32 | vs Prairie View A&M (11/19/13)                   |

## 2013-14 Game-by-Game Statistics

|               | Min                    | FG-A       | Pct           | 3FG-A       | Pct         | FT-A        | Pct          | O-D-Tot     | Avg              | PF         | FO        | A        | TO        | Blk       | Stl      | Pts      | Avg        |            |
|---------------|------------------------|------------|---------------|-------------|-------------|-------------|--------------|-------------|------------------|------------|-----------|----------|-----------|-----------|----------|----------|------------|------------|
| N8            | Buffalo                | * 23       | 5-11          | .455        | 0-3         | .000        | 1-3          | .333        | 3-5-8            | 8.0        | 3         | 0        | 3         | 2         | 0        | 0        | 11         | 11.0       |
| N11           | Miss Valley St.        | * 24       | 2-4           | .500        | 0-1         | .000        | 4-6          | .667        | 0-6-6            | 7.0        | 1         | 0        | 2         | 1         | 2        | 1        | 8          | 9.5        |
| N15           | Rice                   | * 23       | 3-7           | .429        | 1-1         | 1.000       | 1-2          | .500        | 1-6-7            | 7.0        | 0         | 0        | 0         | 0         | 2        | 0        | 8          | 9.0        |
| N19           | Prairie View A&M       | * 32       | 3-5           | .600        | 0-1         | .000        | 6-8          | .750        | 1-3-4            | 6.3        | 2         | 0        | 0         | 3         | 3        | 0        | 12         | 9.8        |
| N24           | Sam Houston St.        | * 23       | 4-6           | .667        | 0-0         | .000        | 4-7          | .571        | 2-7-9            | 6.8        | 2         | 0        | 0         | 2         | 0        | 0        | 12         | 10.2       |
| N26           | Ark. Pine Bluff        | * 22       | 2-3           | .667        | 0-0         | .000        | 3-3          | 1.000       | 1-4-5            | 6.5        | 0         | 0        | 0         | 2         | 0        | 0        | 7          | 9.7        |
| N29           | vs Missouri St.        | * 30       | 4-8           | .500        | 0-1         | .000        | 2-2          | 1.000       | 2-5-7            | 6.6        | 2         | 0        | 0         | 2         | 0        | 0        | 10         | 9.7        |
| N30           | vs SMU                 | * 29       | 3-11          | .273        | 0-2         | .000        | 0-1          | .000        | 3-3-6            | 6.5        | 4         | 0        | 0         | 3         | 0        | 0        | 6          | 9.3        |
| D4            | Houston                | 14         | 3-4           | .750        | 0-0         | .000        | 1-1          | 1.000       | 0-2-2            | 6.0        | 1         | 0        | 0         | 0         | 0        | 1        | 7          | 9.0        |
| D14           | McNeese State          | 23         | 0-2           | .000        | 0-1         | .000        | 2-2          | 1.000       | 1-7-8            | 6.2        | 0         | 0        | 1         | 2         | 1        | 1        | 2          | 8.3        |
| D21           | vs Oklahoma            | 19         | 2-6           | .333        | 0-2         | .000        | 0-1          | .000        | 1-3-4            | 6.0        | 1         | 0        | 0         | 0         | 0        | 2        | 4          | 7.9        |
| D31           | North Texas            | * 20       | 2-7           | .286        | 0-2         | .000        | 1-4          | .250        | 0-1-1            | 5.6        | 0         | 0        | 0         | 1         | 0        | 0        | 5          | 7.7        |
| J4            | UTPA                   | 18         | 2-3           | .667        | 1-1         | 1.000       | 1-2          | .500        | 1-1-2            | 5.3        | 3         | 0        | 0         | 2         | 0        | 1        | 6          | 7.5        |
| J8            | Arkansas               | 17         | 0-3           | .000        | 0-1         | .000        | 0-0          | .000        | 3-2-5            | 5.3        | 5         | 1        | 1         | 0         | 0        | 0        | 0          | 7.0        |
| J11           | at Tennessee           | 10         | 2-2           | 1.000       | 2-2         | 1.000       | 0-0          | .000        | 0-0-0            | 4.9        | 2         | 0        | 0         | 0         | 0        | 0        | 6          | 6.9        |
| J15           | South Carolina         | 28         | 2-5           | .400        | 0-1         | .000        | 4-9          | .444        | 1-3-4            | 4.9        | 1         | 0        | 2         | 2         | 0        | 1        | 8          | 7.0        |
| J17           | at Mississippi State   | 6          | 1-4           | .250        | 0-2         | .000        | 0-1          | .000        | 0-1-1            | 4.6        | 0         | 0        | 0         | 2         | 0        | 0        | 2          | 6.7        |
| J21           | at Kentucky            | 15         | 0-2           | .000        | 0-0         | .000        | 0-0          | .000        | 0-1-1            | 4.4        | 3         | 0        | 0         | 2         | 0        | 0        | 0          | 6.3        |
| J25           | Vanderbilt             | 18         | 1-3           | .333        | 0-0         | .000        | 0-0          | .000        | 3-2-5            | 4.5        | 2         | 0        | 1         | 1         | 0        | 0        | 2          | 6.1        |
| J29           | at South Carolina      | * 23       | 3-6           | .500        | 1-1         | 1.000       | 0-1          | .000        | 1-2-3            | 4.4        | 4         | 0        | 2         | 1         | 0        | 1        | 7          | 6.2        |
| F1            | at Florida             | * 20       | 1-3           | .333        | 1-2         | .500        | 0-0          | .000        | 0-3-3            | 4.3        | 3         | 0        | 0         | 1         | 0        | 0        | 3          | 6.0        |
| F5            | Mississippi State      | 4          | 0-0           | .000        | 0-0         | .000        | 1-2          | .500        | 1-0-1            | 4.2        | 0         | 0        | 0         | 0         | 0        | 0        | 1          | 5.8        |
| F8            | at Georgia             | 23         | 2-5           | .400        | 0-1         | .000        | 2-2          | 1.000       | 3-1-4            | 4.2        | 1         | 0        | 0         | 0         | 0        | 0        | 6          | 5.8        |
| F12           | LSU                    | * 26       | 1-3           | .333        | 0-1         | .000        | 0-1          | .000        | 1-4-5            | 4.2        | 3         | 0        | 3         | 3         | 0        | 0        | 2          | 5.6        |
| <b>TOTALS</b> | <b>(24 gp / 12 gs)</b> | <b>490</b> | <b>48-113</b> | <b>.425</b> | <b>6-26</b> | <b>.231</b> | <b>33-58</b> | <b>.569</b> | <b>29-72-101</b> | <b>4.2</b> | <b>43</b> | <b>1</b> | <b>15</b> | <b>32</b> | <b>8</b> | <b>8</b> | <b>135</b> | <b>5.6</b> |

## A&M Career Statistics • All Games

|              | GP-GS        | Min        | Avg         | FG-A          | Pct         | 3FG-A       | Pct         | FT-A         | Pct         | O-D-Tot          | Avg        | PF        | FO       | A         | TO        | Blk      | Stl      | Pts        | Avg        |
|--------------|--------------|------------|-------------|---------------|-------------|-------------|-------------|--------------|-------------|------------------|------------|-----------|----------|-----------|-----------|----------|----------|------------|------------|
| 2013-14      | 24-12        | 490        | 20.4        | 48-113        | .425        | 6-26        | .231        | 33-58        | .569        | 29-72-101        | 4.2        | 43        | 1        | 15        | 32        | 8        | 8        | 135        | 5.6        |
| <b>TOTAL</b> | <b>24-12</b> | <b>490</b> | <b>20.4</b> | <b>48-113</b> | <b>.425</b> | <b>6-26</b> | <b>.231</b> | <b>33-58</b> | <b>.569</b> | <b>29-72-101</b> | <b>4.2</b> | <b>43</b> | <b>1</b> | <b>15</b> | <b>32</b> | <b>8</b> | <b>8</b> | <b>135</b> | <b>5.6</b> |

## A&M Career Statistics • Conference Games Only

|              | GP-GS       | Min        | Avg         | FG-A         | Pct         | 3FG-A       | Pct         | FT-A        | Pct         | O-D-Tot         | Avg        | PF        | FO       | A        | TO        | Blk      | Stl      | Pts       | Avg        |
|--------------|-------------|------------|-------------|--------------|-------------|-------------|-------------|-------------|-------------|-----------------|------------|-----------|----------|----------|-----------|----------|----------|-----------|------------|
| 2013-14      | 11-3        | 190        | 17.3        | 13-36        | .361        | 4-11        | .364        | 7-16        | .438        | 13-19-32        | 2.9        | 24        | 1        | 9        | 12        | 0        | 2        | 37        | 3.4        |
| <b>TOTAL</b> | <b>11-3</b> | <b>190</b> | <b>17.3</b> | <b>13-36</b> | <b>.361</b> | <b>4-11</b> | <b>.364</b> | <b>7-16</b> | <b>.438</b> | <b>13-19-32</b> | <b>2.9</b> | <b>24</b> | <b>1</b> | <b>9</b> | <b>12</b> | <b>0</b> | <b>2</b> | <b>37</b> | <b>3.4</b> |

## Season Notes

- After redshirting last season, made his first appearance wearing the Maroon & White during the exhibition win over UTPB (10/30) ... scored nine points and pulled down eight boards against the Falcons
- Narrowly missed a double-double during his first game as an Aggie, scoring 11 points to go along with eight rebounds vs Buffalo (11/8)
- Scored eight points with six rebounds against Mississippi Valley State (11/11)
- Set a personal best with 12 points on 3-of-5 shooting from the floor and a 6-of-8 free throw mark against Prairie View A&M (11/19)
- Led Texas A&M during the win over Sam Houston State (11/25) with 12 points and nine rebounds
- Came off the bench for the first time this season against Houston (12/4), contributing seven points and two rebounds in 14 minutes
- Led the Aggies with eight rebounds against McNeese State (12/14)
- Hit the game-winning 3-pointer with 4.4 seconds left during a one-point Aggie win at Tennessee (1/11) ... After not playing in the first half, Space made his only two field goal attempts in the game, both from beyond the 3-point arc
- Returned to the starting line-up at South Carolina (1/29), contributing seven points and three rebounds
- Shooting 41.7 percent (5-for-12) from 3-point range since the UTPA game (1/4)

## Personal

- Mentored by an aunt, Yvonne Bush, and an uncle, Corby Bush
- Born June 14, 1993, in Chicago, Ill.
- Has one brother, Anthony Space



# KYLE DOBBINS

# 25

Position..... Guard  
 Height..... 6-0  
 Weight..... 172 lbs.  
 Class (Exp)..... RS Freshman (RS)  
 Hometown..... Houston, Texas  
 High School..... Memorial HS  
 Major..... Mechanical Engineering

| Season Highs |    |   | Career Highs |    |  |
|--------------|----|---|--------------|----|--|
| <b>PTS</b>   | 5  | vs SHSU (11/24/13)                            | <b>PTS</b>   | 5  | vs SHSU (11/24/13)   |
| <b>RBS</b>   | 1  | vs Ark-Pine Bluff (11/26/13)                  | <b>RBS</b>   | 1  | vs Ark-Pine Bluff (11/26/13)                               |
| <b>AST</b>   | -- |   | <b>AST</b>   | 1  | Prairie View A&M (11/15/12), Northwestern State (11/26/12) |
| <b>STL</b>   | -- |   | <b>STL</b>   | -- |  |
| <b>BLK</b>   | -- |   | <b>BLK</b>   | -- |  |
| <b>3PM</b>   | -- |   | <b>3PM</b>   | -- |  |
| <b>MIN</b>   | 2  | vs SHSU (11/24/13), Ark-Pine Bluff (11/26/13) | <b>MIN</b>   | 2  | vs SHSU (11/24/13), Ark-Pine Bluff (11/26/13)              |

## 2013-14 Game-by-Game Statistics

|                             | Min      | FG-A       | Pct         | 3FG-A      | Pct         | FT-A       | Pct         | O-D-Tot            | Avg        | PF       | FO       | A        | TO       | Blk      | Stl      | Pts      | Avg        |
|-----------------------------|----------|------------|-------------|------------|-------------|------------|-------------|--------------------|------------|----------|----------|----------|----------|----------|----------|----------|------------|
| N8 Buffalo                  |          |            |             |            |             |            |             | -- Did Not Play -- |            |          |          |          |          |          |          |          |            |
| N11 Miss Valley St.         |          |            |             |            |             |            |             | -- Did Not Play -- |            |          |          |          |          |          |          |          |            |
| N15 Rice                    |          |            |             |            |             |            |             | -- Did Not Play -- |            |          |          |          |          |          |          |          |            |
| N19 Prairie View A&M        |          |            |             |            |             |            |             | -- Did Not Play -- |            |          |          |          |          |          |          |          |            |
| N24 Sam Houston St.         | 2        | 2-2        | 1.000       | 0-0        | .000        | 1-3        | .333        | 0-0-0              | 0.0        | 0        | 0        | 0        | 1        | 0        | 0        | 5        | 5.0        |
| N26 Ark-Pine Bluff          | 2        | 0-0        | .000        | 0-0        | .000        | 1-2        | .500        | 0-1-1              | 0.5        | 0        | 0        | 0        | 0        | 0        | 0        | 1        | 3.0        |
| N29 vs Missouri St.         |          |            |             |            |             |            |             | -- Did Not Play -- |            |          |          |          |          |          |          |          |            |
| N30 vs SMU                  |          |            |             |            |             |            |             | -- Did Not Play -- |            |          |          |          |          |          |          |          |            |
| D4 Houston                  | 1        | 0-0        | .000        | 0-0        | .000        | 0-0        | .000        | 0-0-0              | 0.3        | 0        | 0        | 0        | 0        | 0        | 0        | 0        | 2.0        |
| D14 McNeese State           |          |            |             |            |             |            |             | -- Did Not Play -- |            |          |          |          |          |          |          |          |            |
| D21 vs Oklahoma             |          |            |             |            |             |            |             | -- Did Not Play -- |            |          |          |          |          |          |          |          |            |
| D31 North Texas             |          |            |             |            |             |            |             | -- Did Not Play -- |            |          |          |          |          |          |          |          |            |
| J4 UTPA                     | 0        | 0-0        | .000        | 0-0        | .000        | 0-0        | .000        | 0-0-0              | 0.3        | 0        | 0        | 0        | 0        | 0        | 0        | 0        | 1.5        |
| J8 Arkansas                 |          |            |             |            |             |            |             | -- Did Not Play -- |            |          |          |          |          |          |          |          |            |
| J11 at Tennessee            |          |            |             |            |             |            |             | -- Did Not Play -- |            |          |          |          |          |          |          |          |            |
| J15 South Carolina          |          |            |             |            |             |            |             | -- Did Not Play -- |            |          |          |          |          |          |          |          |            |
| J17 at Mississippi State    |          |            |             |            |             |            |             | -- Did Not Play -- |            |          |          |          |          |          |          |          |            |
| J21 at Kentucky             | 1        | 0-0        | .000        | 0-0        | .000        | 0-2        | .000        | 0-0-0              | 0.2        | 0        | 0        | 0        | 0        | 0        | 0        | 0        | 1.2        |
| J25 Vanderbilt              |          |            |             |            |             |            |             | -- Did Not Play -- |            |          |          |          |          |          |          |          |            |
| J29 at South Carolina       |          |            |             |            |             |            |             | -- Did Not Play -- |            |          |          |          |          |          |          |          |            |
| F1 at Florida               | 1        | 0-1        | .000        | 0-0        | .000        | 0-0        | .000        | 0-0-0              | 0.2        | 0        | 0        | 0        | 0        | 0        | 0        | 0        | 1.0        |
| F5 Mississippi State        | 1        | 0-1        | .000        | 0-0        | .000        | 0-0        | .000        | 0-0-0              | 0.1        | 0        | 0        | 1        | 0        | 0        | 1        | 0        | 0.9        |
| 58 at Georgia               |          |            |             |            |             |            |             | -- Did Not Play -- |            |          |          |          |          |          |          |          |            |
| F12 LSU                     |          |            |             |            |             |            |             | -- Did Not Play -- |            |          |          |          |          |          |          |          |            |
| <b>TOTALS (7 gp / 0 gs)</b> | <b>8</b> | <b>2-4</b> | <b>.500</b> | <b>0-0</b> | <b>.000</b> | <b>2-7</b> | <b>.286</b> | <b>0-1-1</b>       | <b>0.1</b> | <b>0</b> | <b>0</b> | <b>1</b> | <b>1</b> | <b>0</b> | <b>1</b> | <b>6</b> | <b>0.9</b> |

## Career Statistics • All Games

|              | GP-GS       | Min       | Avg        | FG-A       | Pct         | 3FG-A      | Pct         | FT-A       | Pct         | O-D-Tot      | Avg        | PF       | FO       | A        | TO       | Blk      | Stl      | Pts      | Avg        |
|--------------|-------------|-----------|------------|------------|-------------|------------|-------------|------------|-------------|--------------|------------|----------|----------|----------|----------|----------|----------|----------|------------|
| 2012-13      | 3-0         | 3         | 1.0        | 0-0        | .000        | 0-0        | .000        | 1-2        | .500        | 0-0-0        | 0.0        | 2        | 0        | 2        | 0        | 0        | 0        | 1        | 0.3        |
| 2013-14      | 7-0         | 8         | 1.1        | 2-4        | .500        | 0-0        | .000        | 2-7        | .286        | 0-1-1        | 0.1        | 0        | 0        | 1        | 1        | 0        | 1        | 6        | 0.9        |
| <b>TOTAL</b> | <b>10-0</b> | <b>11</b> | <b>1.1</b> | <b>2-4</b> | <b>.500</b> | <b>0-0</b> | <b>.000</b> | <b>3-9</b> | <b>.333</b> | <b>0-1-1</b> | <b>0.1</b> | <b>2</b> | <b>0</b> | <b>3</b> | <b>1</b> | <b>0</b> | <b>1</b> | <b>7</b> | <b>0.7</b> |

## Career Statistics • Conference Games Only

|              | GP-GS      | Min      | Avg        | FG-A       | Pct         | 3FG-A      | Pct         | FT-A       | Pct         | O-D-Tot      | Avg        | PF       | FO       | A        | TO       | Blk      | Stl      | Pts      | Avg        |
|--------------|------------|----------|------------|------------|-------------|------------|-------------|------------|-------------|--------------|------------|----------|----------|----------|----------|----------|----------|----------|------------|
| 2012-13      | -          | -        | -          | -          | -           | -          | -           | -          | -           | -            | -          | -        | -        | -        | -        | -        | -        | -        | -          |
| 2013-14      | 3-0        | 3        | 1.0        | 0-2        | .000        | 0-0        | .000        | 0-2        | .000        | 0-0-0        | 0.0        | 0        | 0        | 1        | 0        | 0        | 1        | 0        | 0.0        |
| <b>TOTAL</b> | <b>3-0</b> | <b>3</b> | <b>1.0</b> | <b>0-2</b> | <b>.000</b> | <b>0-0</b> | <b>.000</b> | <b>0-2</b> | <b>.000</b> | <b>0-0-0</b> | <b>0.0</b> | <b>0</b> | <b>0</b> | <b>1</b> | <b>0</b> | <b>0</b> | <b>1</b> | <b>0</b> | <b>0.0</b> |

## Season Notes

- Made his season debut against Sam Houston State (11/24), playing two minutes and contributing five points against the Bearkats

## Personal

- Son of Mark and Laura Dobbins of Houston
- Has one sister, Marisa
- Born Aug. 27, 1993, in Houston



# DYLAN JOHNS

# 45

Position.....Center  
 Height.....6-11  
 Weight.....227 lbs.  
 Class (Exp).....Freshman (HS)  
 Hometown.....Ipswich, England  
 High School.....Copleston High School  
 Major.....Spanish

| Season Highs |    |   | Career Highs |    |   |
|--------------|----|---|--------------|----|---|
| <b>PTS</b>   | 2  | five times, last vs Mississippi State (2/5/14)      | <b>PTS</b>   | 2  | five times, last vs Mississippi State (2/5/14)      |
| <b>RBS</b>   | 5  | vs Mississippi State (2/5/14)                       | <b>RBS</b>   | 5  | vs Mississippi State (2/5/14)                       |
| <b>AST</b>   | 1  | vs SHSU (11/24/13) & Ark-Pine Bluff (11/26/13)      | <b>AST</b>   | 1  | vs SHSU (11/24/13) & Ark-Pine Bluff (11/26/13)      |
| <b>STL</b>   | 1  | three times, last at Georgia (2/8/14)               | <b>STL</b>   | 1  | vs Rice (11/15/13) & at South Carolina (1/29/14)    |
| <b>BLK</b>   | 1  | eight times, last at South Carolina (1/29/14)       | <b>BLK</b>   | 1  | eight times, last at South Carolina (1/29/14)       |
| <b>3PM</b>   | -- |   | <b>3PM</b>   | -- |   |
| <b>MIN</b>   | 12 | at Florida (2/1/14) & vs Mississippi State (2/5/14) | <b>MIN</b>   | 12 | at Florida (2/1/14) & vs Mississippi State (2/5/14) |

## 2013-14 Game-by-Game Statistics

|                              | Min                  | FG-A       | Pct         | 3FG-A       | Pct        | FT-A        | Pct        | O-D-Tot     | Avg                | PF         | FO        | A        | TO       | Blk      | Stl      | Pts      | Avg       |            |
|------------------------------|----------------------|------------|-------------|-------------|------------|-------------|------------|-------------|--------------------|------------|-----------|----------|----------|----------|----------|----------|-----------|------------|
| N8                           | Buffalo              | 7          | 0-0         | .000        | 0-0        | .000        | 0-0        | .000        | 0-1-1              | 1.0        | 0         | 0        | 0        | 0        | 0        | 0        | 0.0       |            |
| N11                          | Miss Valley St.      | 4          | 0-0         | .000        | 0-0        | .000        | 0-0        | .000        | 0-1-1              | 1.0        | 2         | 0        | 0        | 1        | 1        | 0        | 0.0       |            |
| N15                          | Rice                 | 8          | 0-0         | .000        | 0-0        | .000        | 0-0        | .000        | 0-0-0              | 0.7        | 0         | 0        | 0        | 1        | 0        | 1        | 0.0       |            |
| N19                          | Prairie View A&M     | 3          | 0-0         | .000        | 0-0        | .000        | 0-0        | .000        | 0-0-0              | 0.5        | 0         | 0        | 0        | 0        | 0        | 0        | 0.0       |            |
| N24                          | Sam Houston St.      | 11         | 0-0         | .000        | 0-0        | .000        | 0-1        | .000        | 0-0-0              | 0.4        | 1         | 0        | 1        | 0        | 1        | 0        | 0.0       |            |
| N26                          | Ark-Pine Bluff       | 7          | 1-1         | 1.000       | 0-0        | .000        | 0-0        | .000        | 0-0-0              | 0.3        | 1         | 0        | 1        | 0        | 1        | 0        | 0.3       |            |
| N29                          | vs Missouri St.      | 5          | 1-1         | 1.000       | 0-0        | .000        | 0-0        | .000        | 1-0-1              | 0.4        | 0         | 0        | 0        | 0        | 1        | 0        | 0.6       |            |
| N30                          | vs SMU               | 5          | 1-2         | .500        | 0-0        | .000        | 0-0        | .000        | 0-1-1              | 0.5        | 1         | 0        | 0        | 0        | 1        | 0        | 0.8       |            |
| D4                           | Houston              | 1          | 0-0         | .000        | 0-0        | .000        | 0-0        | .000        | 0-0-0              | 0.4        | 0         | 0        | 0        | 1        | 0        | 0        | 0.7       |            |
| D14                          | McNeese State        | 1          | 0-0         | .000        | 0-0        | .000        | 0-0        | .000        | 1-0-1              | 0.5        | 0         | 0        | 0        | 0        | 0        | 0        | 0.6       |            |
| D21                          | vs Oklahoma          |            |             |             |            |             |            |             | -- Did Not Play -- |            |           |          |          |          |          |          |           |            |
| D31                          | North Texas          | 3          | 0-0         | .000        | 0-0        | .000        | 0-0        | .000        | 0-0-0              | 0.5        | 0         | 0        | 0        | 1        | 0        | 0        | 0.5       |            |
| J4                           | UTPA                 |            |             |             |            |             |            |             | -- Did Not Play -- |            |           |          |          |          |          |          |           |            |
| J8                           | Arkansas             |            |             |             |            |             |            |             | -- Did Not Play -- |            |           |          |          |          |          |          |           |            |
| J11                          | at Tennessee         |            |             |             |            |             |            |             | -- Did Not Play -- |            |           |          |          |          |          |          |           |            |
| J15                          | South Carolina       |            |             |             |            |             |            |             | -- Did Not Play -- |            |           |          |          |          |          |          |           |            |
| J17                          | at Mississippi State | 6          | 0-0         | .000        | 0-0        | .000        | 0-0        | .000        | 0-0-0              | 0.4        | 1         | 0        | 0        | 0        | 0        | 0        | 0.5       |            |
| J21                          | at Kentucky          | 11         | 0-0         | .000        | 0-0        | .000        | 0-0        | .000        | 0-1-1              | 0.5        | 2         | 0        | 0        | 0        | 1        | 0        | 0.5       |            |
| J25                          | Vanderbilt           | 4          | 0-0         | .000        | 0-0        | .000        | 0-0        | .000        | 0-0-0              | 0.4        | 0         | 0        | 0        | 0        | 1        | 0        | 0.4       |            |
| J29                          | at South Carolina    | 11         | 0-0         | .000        | 0-0        | .000        | 0-1        | .000        | 1-1-2              | 0.5        | 0         | 0        | 0        | 2        | 1        | 1        | 0.4       |            |
| F1                           | at Florida           | 12         | 1-2         | .500        | 0-0        | .000        | 0-1        | .000        | 0-0-0              | 0.5        | 0         | 0        | 0        | 1        | 0        | 0        | 0.5       |            |
| F5                           | Mississippi State    | 12         | 1-4         | .250        | 0-0        | .000        | 0-0        | .000        | 3-2-5              | 0.8        | 4         | 0        | 0        | 0        | 0        | 0        | 0.6       |            |
| F8                           | at Georgia           | 7          | 0-0         | .000        | 0-0        | .000        | 0-0        | .000        | 0-0-0              | 0.7        | 1         | 0        | 0        | 1        | 0        | 1        | 0.6       |            |
| F12                          | LSU                  |            |             |             |            |             |            |             | -- Did Not Play -- |            |           |          |          |          |          |          |           |            |
| <b>TOTALS (18 gp / 0 gs)</b> |                      | <b>118</b> | <b>5-10</b> | <b>.500</b> | <b>0-0</b> | <b>.000</b> | <b>0-3</b> | <b>.000</b> | <b>6-7-13</b>      | <b>0.7</b> | <b>13</b> | <b>0</b> | <b>2</b> | <b>8</b> | <b>8</b> | <b>3</b> | <b>10</b> | <b>0.6</b> |

## Career Statistics • All Games

|              | GP-GS       | Min        | Avg        | FG-A        | Pct         | 3FG-A      | Pct         | FT-A       | Pct         | O-D-Tot       | Avg        | PF        | FO       | A        | TO       | Blk      | Stl      | Pts       | Avg        |
|--------------|-------------|------------|------------|-------------|-------------|------------|-------------|------------|-------------|---------------|------------|-----------|----------|----------|----------|----------|----------|-----------|------------|
| 2013-14      | 18-0        | 118        | 6.6        | 5-10        | .500        | 0-0        | .000        | 0-3        | .000        | 6-7-13        | 0.7        | 13        | 0        | 2        | 8        | 8        | 3        | 10        | 0.6        |
| <b>TOTAL</b> | <b>18-0</b> | <b>118</b> | <b>6.6</b> | <b>5-10</b> | <b>.500</b> | <b>0-0</b> | <b>.000</b> | <b>0-3</b> | <b>.000</b> | <b>6-7-13</b> | <b>0.7</b> | <b>13</b> | <b>0</b> | <b>2</b> | <b>8</b> | <b>8</b> | <b>3</b> | <b>10</b> | <b>0.6</b> |

## Career Statistics • Conference Games Only

|              | GP-GS      | Min       | Avg        | FG-A       | Pct         | 3FG-A      | Pct         | FT-A       | Pct         | O-D-Tot      | Avg        | PF       | FO       | A        | TO       | Blk      | Stl      | Pts      | Avg        |
|--------------|------------|-----------|------------|------------|-------------|------------|-------------|------------|-------------|--------------|------------|----------|----------|----------|----------|----------|----------|----------|------------|
| 2013-14      | 7-0        | 63        | 9.0        | 2-6        | .333        | 0-0        | .000        | 0-2        | .000        | 4-4-8        | 1.1        | 8        | 0        | 0        | 4        | 3        | 2        | 4        | 0.6        |
| <b>TOTAL</b> | <b>7-0</b> | <b>63</b> | <b>9.0</b> | <b>2-6</b> | <b>.333</b> | <b>0-0</b> | <b>.000</b> | <b>0-2</b> | <b>.000</b> | <b>4-4-8</b> | <b>1.1</b> | <b>8</b> | <b>0</b> | <b>0</b> | <b>4</b> | <b>3</b> | <b>2</b> | <b>4</b> | <b>0.6</b> |

## Season Notes

- Drew the start and 15 minutes during the exhibition win over UTPB (10/30)
- Made his Texas A&M debut vs Buffalo (11/8), notching one rebound
- Played 11 minutes during the win over Sam Houston State (11/24)
- Pulled down a season-best five rebounds during 12 minutes of action against Mississippi State (2/5)

## Personal

- Son of Simon and Samantha Johns
- Born Sept. 11, 1993, in Braintree, Essex
- Has a sister, Hettie

# 2013-14 TEXAS A&M ROSTER

## Alphabetical Roster

|    | NAME               | POS. | HT.  | WT. | CL-EXP | HOMETOWN (HIGH SCHOOL / COLLEGE)                              |
|----|--------------------|------|------|-----|--------|---|
| 13 | Juan Aparicio      | G    | 6-4  | 201 | So-HS  | Bogota, Colombia (Second Baptist HS (Houston))                |
| 34 | Payton Carrell     | F    | 6-6  | 210 | Sr.-SQ | Dallas, Texas (Georgetown HS)                                 |
| 21 | Alex Caruso        | G    | 6-5  | 183 | So-1L  | College Station, Texas (A&M Consolidated HS)                  |
| 25 | Kyle Dobbins       | G    | 6-0  | 172 | Fr-RS  | Houston, Texas (Memorial HS)                                  |
| 15 | Davonte Fitzgerald | F    | 6-7  | 201 | Fr-HS  | Atlanta, Ga. (Tucker HS)                                      |
| 5  | Jordan Green       | G    | 6-5  | 188 | Jr-2L  | Flower Mound, Texas (Flower Mound HS)                         |
| 12 | Fabyon Harris      | G    | 5-11 | 178 | Sr-1L  | Chicago, Ill. (Hyde Park Academy / College of Southern Idaho) |
| 45 | Dylan Johns        | C    | 6-11 | 227 | Fr-HS  | Ipswich, England (Copleston High School)                      |
| 23 | Jamal Jones        | G    | 6-8  | 197 | Jr-TR  | Wynne, Ark. (Searcy HS / Lee College)                         |
| 10 | Blake McDonald     | G    | 5-11 | 175 | Sr-3L  | Spring, Texas (Klein HS)                                      |
| 4  | Tavario Miller     | F    | 6-7  | 224 | Fr-HS  | Long Island, Bahamas (Wheatley HS (Houston))                  |
| 14 | Kourtney Roberson  | F    | 6-9  | 244 | Jr-2L  | Arcadia, La. (Arcadia HS / Christian Life Academy)            |
| 2  | Shawn Smith        | G    | 6-4  | 192 | Fr-RS  | Jacksonville, Fla. (Faith Baptist Christian School)           |
| 24 | Antwan Space       | F    | 6-8  | 224 | So-RS  | DeSoto, Texas (DeSoto HS / Florida State)                     |
| 20 | Don Thomas         | G    | 6-0  | 185 | Jr-TR  | Spring, Texas (Spring HS / Lee College)                       |
| 22 | Ramon White        | G    | 6-2  | 160 | So.-SQ | Fort Worth, Texas (North Side HS)                             |

## Numerical Roster

|    | NAME               | POS. | HT.  | WT. | CL-EXP | HOMETOWN (HIGH SCHOOL / COLLEGE)                              |
|----|--------------------|------|------|-----|--------|---|
| 2  | Shawn Smith        | G    | 6-4  | 192 | Fr-RS  | Jacksonville, Fla. (Faith Baptist Christian School)           |
| 4  | Tavario Miller     | F    | 6-7  | 224 | Fr-HS  | Long Island, Bahamas (Wheatley HS (Houston))                  |
| 5  | Jordan Green       | G    | 6-5  | 188 | Jr-2L  | Flower Mound, Texas (Flower Mound HS)                         |
| 10 | Blake McDonald     | G    | 5-11 | 175 | Sr-3L  | Spring, Texas (Klein HS)                                      |
| 12 | Fabyon Harris      | G    | 5-11 | 178 | Sr-1L  | Chicago, Ill. (Hyde Park Academy / College of Southern Idaho) |
| 13 | Juan Aparicio      | G    | 6-4  | 201 | So-HS  | Bogota, Colombia (Second Baptist HS (Houston))                |
| 14 | Kourtney Roberson  | F    | 6-9  | 244 | Jr-2L  | Arcadia, La. (Arcadia HS / Christian Life Academy)            |
| 15 | Davonte Fitzgerald | F    | 6-7  | 201 | Fr-HS  | Atlanta, Ga. (Tucker HS)                                      |
| 20 | Don Thomas         | G    | 6-0  | 185 | Jr-TR  | Spring, Texas (Spring HS / Lee College)                       |
| 21 | Alex Caruso        | G    | 6-5  | 183 | So-1L  | College Station, Texas (A&M Consolidated HS)                  |
| 22 | Ramon White        | G    | 6-2  | 160 | So.-SQ | Fort Worth, Texas (North Side HS)                             |
| 23 | Jamal Jones        | G    | 6-8  | 197 | Jr-TR  | Wynne, Ark. (Searcy HS / Lee College)                         |
| 24 | Antwan Space       | F    | 6-8  | 224 | So-RS  | DeSoto, Texas (DeSoto HS / Florida State)                     |
| 25 | Kyle Dobbins       | G    | 6-0  | 172 | Fr-RS  | Houston, Texas (Memorial HS)                                  |
| 34 | Payton Carrell     | F    | 6-6  | 210 | Sr.-SQ | Dallas, Texas (Georgetown HS)                                 |
| 45 | Dylan Johns        | C    | 6-11 | 227 | Fr-HS  | Ipswich, England (Copleston High School)                      |

## Coaching & Support Staff

**Head Coach:** Billy Kennedy (Southeastern Louisiana '86), 3rd season

**Assistant Coach:** Kyle Keller (Oklahoma State '90)

**Special Assistant:** Mitch Cole (MSU-Billings '92)

**Internal Operations:** Peter Warden (Texas A&M '05)

**Athletic Trainer:** Matt Doles (New Mexico '99)

**Associate Head Coach:** Glynn Cyprien (UTSA '04)

**Assistant Coach:** John Reese (Angelo State '90)

**Student-Athlete Development:** Barry Davis (Texas A&M '76)

**Video Coordinator:** Mitch Vanya (Texas A&M '09)

**Strength & Conditioning:** Darby Rich (Alabama '92)

### PRONUNCIATION GUIDE

|                        |                  |
|------------------------|------------------|
| Name.....              | Pronunciation    |
| FABYON Harris.....     | FAY-Bee-Yon      |
| Kourtney ROBERSON..... | ROB-er-son       |
| Juan APARICIO.....     | ahh-PA-re-cee-oh |

## Aggies by Class

|                        |   |  |
|------------------------|---|--|
| SENIORS.....           | 3 | Payton Carrell<br>Fabyon Harris<br>Blake McDonald              |
| JUNIORS.....           | 4 | Jordan Green<br>Jamal Jones<br>Kourtney Roberson<br>Don Thomas |
| SOPHOMORES.....        | 4 | Juan Aparicio<br>Alex Caruso<br>Antwan Space<br>Ramon White    |
| REDSHIRT FRESHMEN..... | 2 | Kyle Dobbins<br>Shawn Smith                                    |
| FRESHMEN.....          | 3 | Davonte Fitzgerald<br>Dylan Johns<br>Tavario Miller            |


## Aggies by Height

|            |                                     |
|------------|-------------------------------------|
| 6'11"..... | Dylan Johns                         |
| 6'9".....  | Kourtney Roberson                   |
| 6'8".....  | Jamal Jones / Antwan Space          |
| 6'7".....  | Davonte Fitzgerald / Tavario Miller |
| 6'6".....  | Payton Carrell                      |
| 6'5".....  | Alex Caruso / Jordan Green          |
| 6'4".....  | Juan Aparicio / Shawn Smith         |
| 6'2".....  | Ramon White                         |
| 6'0".....  | Kyle Dobbins / Don Thomas           |
| 5'11"..... | Fabyon Harris / Blake McDonald      |


## Aggies by State

|                |   |  |
|----------------|---|--|
| TEXAS.....     | 8 | Payton Carrell (Dallas)<br>Alex Caruso (College Station)<br>Kyle Dobbins (Houston)<br>Jordan Green (Flower Mound)<br>Blake McDonald (Spring)<br>Antwan Space (DeSoto)<br>Don Thomas (Spring)<br>Ramon White (Fort Worth) |
| ARKANSAS.....  | 1 | Jamal Jones (Wynne)  |
| FLORIDA.....   | 1 | Shawn Smith (Jacksonville)   |
| GEORGIA.....   | 1 | Davonte Fitzgerald (Atlanta)   |
| ILLINOIS.....  | 1 | Fabyon Harris (Chicago)  |
| LOUISIANA..... | 1 | Kourtney Roberson (Arcadia)  |
| BAHAMAS.....   | 1 | Tavario Miller (Long Island)   |
| COLUMBIA.....  | 1 | Juan Aparicio (Bogota)   |
| ENGLAND.....   | 1 | Dylan Johns (Ipswich)  |

# RADIO/TV SPEED CHART



**2** **Shawn Smith**  
6-4 • 192 • Fr-RS  
Jacksonville, Fla.



**4** **Tavario Miller**  
6-7 • 224 • Fr-HS  
Long Island, Bahamas



**5** **Jordan Green**  
6-5 • 188 • Jr-2L  
Flower Mound, Texas



**10** **Blake McDonald**  
5-11 • 175 • Sr-3L  
Spring, Texas



**12** **Fabyon Harris**  
5-11 • 178 • Sr-1L  
Chicago, Ill.



**13** **Juan Aparicio**  
6-4 • 201 • So-HS  
Bogotá, Colombia



**14** **Kourtney Roberson**  
6-9 • 244 • Jr-2L  
Arcadia, La.



**15** **Davonte Fitzgerald**  
6-07 • 201 • Fr-HS  
Atlanta, Ga.



**20** **Don Thomas**  
6-0 • 185 • Jr-TR  
Spring, Texas



**21** **Alex Caruso**  
6-5 • 183 • So-1L  
College Station, Texas



**23** **Jamal Jones**  
6-8 • 197 • Jr-TR  
Wynne, Ark.



**24** **Antwan Space**  
6-8 • 224 • So-RS  
DeSoto, Texas



**25** **Kyle Dobbins**  
6-0 • 172 • Fr-RS  
Houston, Texas



**45** **Dylan Johns**  
6-11 • 227 • Fr-HS  
Ipswich, England



**Billy Kennedy**  
Head Coach  
Third Year



**Glynn Cyprien**  
Associate Head Coach  
Third Year



**Kyle Keller**  
Assistant Coach  
Third Year



**John Reese**  
Assistant Coach  
Third Year