



FOOTBALL

GAME 1

at Vanderbilt

7 p.m. | Sept. 3, 2015 | Vanderbilt Stadium (40,350)

ON TV: SEC Network
Play-by-Play: Tom Hart
Analyst: Andre Ware
Sideline: Laura Rutledge

In Bowling Green: DirecTV 611, Dish 408, U-Verse 607, Time Warner Cable 516/517

In Louisville: DirecTV 611, Dish 408, U-Verse 607, Time Warner Cable 384, Grande 77/877, FiOS 75/575

In Lexington: DirecTV 611, Dish 408, U-Verse 607, Time Warner Cable 76/796

RADIO: WKU
Play-by-Play: Randy Lee
Analyst: Leo Peckenpaugh
Sideline: Terry Obee

Hilltopper IMG Sports Network: 105.3 FM/1450 AM

Internet Radio: WKUSports.tv and Tuneln app
Live Stats: VUcommadores.com

WKU HILLTOPPERS (0-0)

DATE	OPPONENT	TIME	TV/RESULT
September			
3	at Vanderbilt	7 p.m.	SEC Network
10	LA Tech*	7 p.m.	FS1
19	at Indiana	3 p.m.	ESPNU
26	Miami (Ohio)	2:30 p.m.	CBS SN
October			
3	at Rice*	2:30 p.m.	FSN
10	Middle Tennessee*	TBA	FSN
15	at North Texas*	6:30 p.m.	CBS SN
24	at LSU	TBA	TBA
31	at Old Dominion*	TBA	FSN
NOVEMBER			
7	Florida Atlantic*	TBA	FSN
21	at FIU*	TBA	FSN
27	Marshall	11 a.m.	FS1

VANDERBILT COMMODORES (0-0)

DATE	OPPONENT	TIME	TV/RESULT
September			
3	WKU	7 p.m.	SEC Network
12	Georgia*	2:30 p.m.	CBS
19	Austin Peay	3 p.m.	SEC Network
26	at Ole Miss*	TBA	TBA
October			
3	at Middle Tennessee	6 p.m.	CBS SN
17	at South Carolina*	TBA	TBA
24	Missouri*	TBA	TBA
31	at Houston	TBA	TBA
November			
7	at Florida*	TBA	TBA
14	Kentucky*	TBA	TBA
21	Texas A&M*	TBA	TBA
28	at Tennessee*	TBA	TBA

HILLTOPPERS

2015 GAME NOTES

@WKUFootball

/WKUFootball

WKUSports.com

@WKU_Football

WKUSports

Media Contact: Kyle Neaves, Director of Football Media Relations • Kyle.Neaves@wku.edu • (228) 424-6921 • @KyleNeaves_WKU
Secondary Contact: Brett Pund, Assistant Director of Media Relations • Brett.Pund@wku.edu • (662) 346-3227 • @bchinop

NOTING THE HILLTOPPERS

- WKU is in its 96th season of football and second under head coach Jeff Brohm, who became the school's 19th head coach on Jan. 10, 2014.
- WKU is one of the newest members of the FBS, entering just their seventh year of membership in college football's highest classification.
- In sixth-year QB Brandon Doughty, the Hilltoppers returned the nation's leader in passing yards (4,830) and touchdowns (49) from 2014. Doughty, the 2014 C-USA Most Valuable Player, was granted a sixth year of eligibility for injuries suffered across the 2011 and 2012 seasons. **More on Doughty on page 16**
- Last season, WKU became the first program in NCAA history with a 4,500 yard passer and 1,500 yard rusher. They were also the first program in 17 years to break their league's single-game passing (Doughty, 593, at Middle Tennessee) and rushing record (Allen, 345, vs. Army) in the same season (Kent State, MAC, 1997).
- WKU returned just two starters on defense last season and lost a combined 223 starts after the 2013 season, including all three linebackers. In 2015, the Hilltoppers return nine starters on defense, two starting linebackers, and their entire defensive line. WKU's 16 returning starters overall (7 offense, 9 defense) ranks No. 17 nationally and second in C-USA only to FBS newcomer Charlotte.
- WKU's five-game winning streak is the sixth-longest in the FBS, trailing Appalachian State (6), Memphis (7), TCU (8), Boise State (9) and Ohio State (13).

NOTING THE GAME

- WKU's record overall against the SEC is just 2-15, including 0-3 against the Commodores, but since 2012, the Hilltoppers are an even 2-2 against the conference with a pair of wins over Kentucky and a loss at then No. 1 Alabama in 2012.
- The Hilltoppers are 56-33-6 all-time in season openers and have opened three consecutive seasons with a win, the longest streak since winning five openers from 1996 to 2000.
- In the 56 seasons WKU has won its opener, the Hilltoppers went on to post winning records 44 times (78.6-percent), with 10 losing seasons and one even record.
- In the 33 seasons WKU has lost it's opener, the Hilltoppers went on to post winning records just 16 times (48.5-percent), with 15 losing seasons and two even records.
- Legendary Vanderbilt head coach Dan McGugin has an interesting connection to the Hilltoppers. More on that note on page 3.

WHERE TO FIND IT

GENERAL

Media Information	2
Weekly Schedule.....	2
Jeff Brohm	8
Brohm's Influences	9
Preseason Awards.....	10
National Polls.....	10
C-USA Standings.....	11
Brandon Doughty	16-18
WKU Rosters	19-20
What Returns.....	20-21
2014 Recaps.....	28-40
Opponent Schedules	43

ON THE GAME

Game Center	3
Depth Chart	7
Assistant Coaches.....	7
Record Breakdown	9

NOTEBOOK

Depth Chart Notes	4-6
Schedule Notes	6
Team Notebook.....	11-12
Quick Hits	12
Player's Notebook.....	13-15
Start Chart	14
Record Chasers.....	15
Game Notables.....	24
The Last Time	26
Career Records.....	41-42

STATISTICS

Opening Drives.....	21
Position/Game Starts.....	22
Explosive Plays.....	23
Turnovers/Big Plays.....	25
Drive Summaries.....	27
2014 Final Stats.....	44-50

NUMBERS TO WATCH

6

WKU closed out 2014 on a five-game winning streak. A sixth consecutive win would mark the longest winning streak since winning 13 between 2002 and 2003.

75

Brandon Doughty's 74 pass completion of more than 20 yards was an FBS-high last season, but it was the 75th, a 25-yard toss from WR Nacarius Fant that gave WKU the FBS lead as a team in 2014.

1

WKU won it's first FBS bowl game and defeated it's first ranked FBS opponent in 2014, to go along with being the first team to have a 4,500 yard passer and 1,500 yard rusher in the same year.

Media INFORMATION

WORKING CREDENTIALS: To request credentials, contact the Media Relations office. All requests should be made as early as possible and should be limited to working press only. Working space in the Houchens-Smith Stadium press box is limited and a photo work room is available on the ground level for credentialed photographers.

MEDIA WILL-CALL: If not received by mail, credentials may be picked up at the media "Will Call" table, located next to the press box elevators on the lower level of the east side of the stadium between gates 4 and 5. Please be mindful that parking passes cannot be picked up at will-call and must be received prior to gameday.

PHOTOGRAPHERS: Credentials for photographers will be issued on the basis of circulation, with priority granted to agencies covering the participating schools on a regular basis. Per NCAA rules, images or likeness of current student-athletes may not be sold, distributed or used for commercial purposes.

SIDELINE ACCESS: Excluding select portions of the game, media sideline access is reserved for photographers/ videographers. Credentialed photographers/videographers who arrive on the sideline without proper equipment will be removed from the sideline. Credentials must be worn at all times on the sideline. When on the sideline, media must remain outside the bench area. This includes during pre-game activities.

RECRUITS: Per NCAA rule, media are not permitted to have contact with a prospect or family members of a prospect during their visit (official or unofficial) to campus, including prospects in attendance at practice or games. Contact includes in-person conversations, phone calls, text messages, e-mails, etc. Media are also asked to make every effort to keep distance from prospects on campus, including at practice, during pre-game activities on the sidelines and in the stands.

GAMEDAY SERVICES: Members of the media covering WKU will be provided with pregame notes for both teams, a game program and a flipcard. Statistics and a running play-by-play will be handed out after each quarter. Approximately 30 minutes following the completion of the game, a final statistical book, including complete team and individual stats, running play-by-play and postgame quotes from players and coaches, will be available. The first run of books will be given directly to the visiting SID to allow for easy departure with their team.

POSTGAME INTERVIEWS: For home games, Coach Jeff Brohm and select student-athletes will hold a postgame news conference with the media in the team meeting room of Harbaugh Hall. Athletics Media Relations office representatives will be available to assist in postgame interviews. A member of the AMR staff will accompany members of the press wishing to go to the sidelines, beginning with five minutes remaining in the final quarter.

PRACTICES: WKU will practice from 4-6 p.m. on a normal game week every Tuesday through Friday. WKU football practices are open to media Tuesday and Wednesday for periods 1 through 4. Video is permitted for individual drills only during the open periods, although media may be alerted of other portions that are not available for video. Requests for players and assistants should be made by 11 a.m. on the day of practice.

MEDIA RELATIONS

Kyle Neaves Kyle.Neaves@wku.edu Primary Football Contact	Director of Media Relations Cell: (228) 424-6921 Office: (270) 745-3756
Brett Pund Brett.Pund@wku.edu Secondary Football Contact	Assistant Media Relations Dir. Cell: (662) 346-3227
Michael Schroeder Michael.Schroeder@wku.edu	Assistant A.D./Communications
Nick Brown Nicholas.Brown@wku.edu	Assistant Media Relations Dir.
Lille-Anne Mulligan jordan.mulligan333@wku.edu	Media Relations Assistant
Paul Just Paul.Just@wku.edu	Sports Information Director Emeritus

Mailing Address:

Athletic Media Relations
E.A. Diddle Arena Room 1454
1605 Avenue of Champions
Bowling Green, KY 42101

WEEKLY PRESS CONFERENCE

Coach Jeff Brohm will hold his weekly press conference each Monday during a game week at 11:30 a.m. in the Paul Just Media Room inside Diddle Arena. A pair of players will also be available for interviews.

Both Coach Brohm and the players will be available for out-of-town media during a weekly teleconference which coincides with the press conference. The call-in number for the press conference can be obtained by contacting Kyle Neaves at Kyle.Neaves@wku.edu. This will also serve as Coach Brohm's availability to all non-local media.

COLLEGEPRESSBOX.COM

CollegePressBox.com is the official media website for Division I football. Access and download weekly game notes, quotes, statistics, media guides, headshots, logos and more for each conference and its member schools. Login information will be distributed to accredited media or you can apply for a password by sending an e-mail to password@collegepressbox.com.

VANDERBILT WEEK

30
SUNDAY

Practice
No Availability

31
MONDAY

Press Conference
Jeff Brohm and select players available in the Just Media Room - 11:30 AM

1
TUESDAY

Practice
Practice is open for the first four periods.

Select coaches and players available following practice.

2
WEDNESDAY

Travel Day

3
THURSDAY

Game #1
at Vanderbilt
Kick - 7 p.m. CT
SEC Network

Post Game
Coach Brohm and select players available.

4
FRIDAY

5
SATURDAY

LAST MEETING

October 1, 1938 • Dudley Field • Nashville, Tenn.



WKU	0
VANDERBILT	12

NASHVILLE, TENN. (WKU Talisman) -- A vastly underrated band of fighting gray-clad gridgers from Western Kentucky registered what many termed a moral victory when it held Vanderbilt to a 12-0 victory in the Commodore's first appearance at Dudley Field

Murderous blocking was mainly responsible for a drive that carried the Hilltoppers to Vanderbilt's 13-yard line three minutes before the first quarter ended.

Byrd and Panepinto were stalwarts in the Western Kentucky line, looking good enough to rate most Big 13 squads

The Hilltoppers held a statistical edge for the first half, gaining 76 yards against Vanderbilt's 53 and racking up four first downs to Vanderbilt's two.

MCGUGIN CONNECTION

In 1905, Henry Hardin Cherry operated the Southern Normal School located in downtown Bowling Green. On what is now known as "The Hill" were two schools, Ogden College and Potter School for Young Ladies.

Understanding the importance of athletics, Cherry helped organize the very first football squad at Southern Normal School, coached by future Hall of Famer, and then-current Vanderbilt head coach Dan McGugin in 1905. Vanderbilt's athletic administration building is currently named after McGugin.

McGugin, then just 26 years old, would ride the train from Nashville to Bowling Green three days a week to instruct the squad. Below is that team - McGugin (back row, second from left) and Cherry (back row, far right) are pictured.



DAN MCGUGIN



HENRY HARDIN CHERRY

1905 SOUTHERN NORMAL FOOTBALL TEAM



QUICK FACTS

	WKU	VU
Location	Bowling Green, Ky.	Nashville, Tenn.
Founded	1906	1969
Enrollment	20,178	6,738
Nickname	Hilltoppers	Commodores
Colors	Red and White	Black and Gold
Conference	Conference USA	SEC
Stadium Capacity	22,113	40,550
Lettermen Ret/Lost	53/19	52/21
2014 Record	8-4	3-9
2014 Conf. Record	4-4	0-8
2014 Conf. Finish	3rd, East	7th, East

TEAM COMPARISON

GAMES THROUGH 2014 FINAL

	WKU	VU
Scoring Offense Per Game	44.4	17.2
Scoring Defense Per Game	39.9	33.2
Rushing Yards Per Game	160.3	109.2
Rushing Defense Per Game	220.8	183.8
Passing Yards Per Game	374.3	179.1
Passing Defense Per Game	289.2	218.3
Total Offense Per Game	534.6	288.3
Total Defense Per Game	509.9	402.1
Int. Thrown/Opp. Int. Thrown	10/13	19/6
Sacks by/Allowed	26-184/19-137	20-132/21-149
Third Down Off./Def.	51%/47%	30%/42%
Red Zone Off./Def.	88%/74%	73%/92%
Kickoff Return Avg.	21.6	20.2
Punt Return Avg.	8.0	6.5
Fum. Lost/Gained	8/10	10/7
Penalties/Yds. Per Game	76/57.2	73/52.5
Field Goals	16-21	8-12

NCAA RANKING COMPARISON

GAMES THROUGH 2014 FINAL

	WKU	VU
Scoring Offense	6	T116
Scoring Defense	121	T104
First Downs Offense	6	119
First Downs Defense	123	T64
Rushing Offense	67	113
Rushing Defense	111	86
Passing Offense	2	105
Passing Defense	121	49
Total Offense	4	122
Total Defense	120	68
Sacks	T74	101
Sacks Allowed	T25	T39
Turnover Margin	T37	T121
Third Down Offense	6	T121
Third Down Defense	120	87
Red Zone Offense	30	T110
Red Zone Defense	17	121
Kickoff Return Avg.	53	77
Punt Return Avg.	61	89

SERIES BREAKDOWN


















VU Leads 3-0

at VU: 3-0

Series History

SCORE	W/L	DATE	HOST
52-6	L	9-28-31	VU
26-0	L	10-08-32	VU
12-0	L	10-01-38	VU







Depth Chart NOTES

QB		<p>#12 Brandon Doughty 6-3, 210, Gr., Davie, Fla.</p> <ul style="list-style-type: none"> Threw for more yards (4,830) and touchdowns (49) than any player in FBS last season Named the 2014 Conference USA Most Valuable Player and Sammy Baugh Award winner Set C-USA and WKU record for single-game passing yards (593) at Middle Tennessee on 9/13/14 Passed for five or more touchdown passes in five games, including a season-high eight at No. 19 Marshall Has made five career appearances under center for the Hilltoppers, all in 2013 Registered first-career start in homecoming game versus Troy on Oct. 26, 2013 Threw only TD pass of his career to tight end Tim Gorski in 44-28 win at Georgia State on Nov. 2, 2013 	<table border="1"> <thead> <tr> <th>Year</th> <th>GP/GS</th> <th>Cmp.</th> <th>Att.</th> <th>Pct.</th> <th>Yds.</th> <th>TD/INT</th> </tr> </thead> <tbody> <tr> <td>2014</td> <td>13/13</td> <td>375</td> <td>552</td> <td>67.9</td> <td>4830</td> <td>49/10</td> </tr> <tr> <td>Career</td> <td>29/26</td> <td>635</td> <td>951</td> <td>66.8</td> <td>7800</td> <td>63/25</td> </tr> <tr> <td>Car. Highs:</td> <td>46</td> <td>66</td> <td>593</td> <td>8/5</td> <td></td> <td></td> </tr> </tbody> </table>	Year	GP/GS	Cmp.	Att.	Pct.	Yds.	TD/INT	2014	13/13	375	552	67.9	4830	49/10	Career	29/26	635	951	66.8	7800	63/25	Car. Highs:	46	66	593	8/5		
	Year	GP/GS	Cmp.	Att.	Pct.	Yds.	TD/INT																								
2014	13/13	375	552	67.9	4830	49/10																									
Career	29/26	635	951	66.8	7800	63/25																									
Car. Highs:	46	66	593	8/5																											
		<p>#9 Nelson Fishback 6-2, 215, r-Jr., Durham, Calif.</p>	<table border="1"> <thead> <tr> <th>Year</th> <th>GP/GS</th> <th>Cmp.</th> <th>Att.</th> <th>Pct.</th> <th>Yds.</th> <th>TD/INT</th> </tr> </thead> <tbody> <tr> <td>2014</td> <td></td> <td></td> <td></td> <td></td> <td></td> <td>---Redshirt---</td> </tr> <tr> <td>Car. Highs:</td> <td>5</td> <td>6</td> <td>78</td> <td>1/0</td> <td></td> <td></td> </tr> </tbody> </table>	Year	GP/GS	Cmp.	Att.	Pct.	Yds.	TD/INT	2014						---Redshirt---	Car. Highs:	5	6	78	1/0									
Year	GP/GS	Cmp.	Att.	Pct.	Yds.	TD/INT																									
2014						---Redshirt---																									
Car. Highs:	5	6	78	1/0																											
RB		<p>#33 Leon Allen 6-0, 235, Sr., Bradenton, Fla.</p> <ul style="list-style-type: none"> Led Conference USA and ranked seventh nationally with 2,018 yards from scrimmage during junior year Set C-USA and WKU single-game rushing record with 345 yards vs. Army last season (16th in FBS history) One of only three players in FBS to post 1,500 rushing yards and 400 receiving yards in 2014 Registered six 100-yard rushing performances and a pair of 200-yard showings 	<table border="1"> <thead> <tr> <th>Year</th> <th>GP/GS</th> <th>Rush</th> <th>Yds.</th> <th>Avg.</th> <th>TD</th> <th>Long</th> </tr> </thead> <tbody> <tr> <td>2014</td> <td>13/11</td> <td>272</td> <td>1542</td> <td>5.7</td> <td>13</td> <td>80</td> </tr> <tr> <td>Career</td> <td>35/12</td> <td>400</td> <td>2216</td> <td>5.5</td> <td>20</td> <td>80</td> </tr> <tr> <td>Car. Highs:</td> <td>33</td> <td>345</td> <td>12.0</td> <td>3</td> <td>80</td> <td></td> </tr> </tbody> </table>	Year	GP/GS	Rush	Yds.	Avg.	TD	Long	2014	13/11	272	1542	5.7	13	80	Career	35/12	400	2216	5.5	20	80	Car. Highs:	33	345	12.0	3	80	
	Year	GP/GS	Rush	Yds.	Avg.	TD	Long																								
2014	13/11	272	1542	5.7	13	80																									
Career	35/12	400	2216	5.5	20	80																									
Car. Highs:	33	345	12.0	3	80																										
		<p>#20 Anthony Wales 5-10, 195, r-Jr., Louisville, Ky.</p> <ul style="list-style-type: none"> Gashed UAB for career-best 138 yards and three TDs on 14 carries on Oct. 4, 2014 75-yard TD run against UAB was longest for WKU since 2007 until Allen's 80-yard vs Army later in the year Led WKU in rushing in the Bahamas Bowl victory with 95 yards on 14 carries 	<table border="1"> <thead> <tr> <th>Year</th> <th>GP/GS</th> <th>Rush</th> <th>Yds.</th> <th>Avg.</th> <th>TD</th> <th>Long</th> </tr> </thead> <tbody> <tr> <td>2014</td> <td>11/2</td> <td>82</td> <td>518</td> <td>6.3</td> <td>5</td> <td>75</td> </tr> <tr> <td>Car. Highs:</td> <td>14</td> <td>138</td> <td>-</td> <td>3</td> <td>75</td> <td></td> </tr> </tbody> </table>	Year	GP/GS	Rush	Yds.	Avg.	TD	Long	2014	11/2	82	518	6.3	5	75	Car. Highs:	14	138	-	3	75								
Year	GP/GS	Rush	Yds.	Avg.	TD	Long																									
2014	11/2	82	518	6.3	5	75																									
Car. Highs:	14	138	-	3	75																										
WR		<p>#21 Jared Dangerfield 6-3, 215, r-Sr., West Palm Beach, Fla.</p> <ul style="list-style-type: none"> Broke single-season reception record at WKU with 69 in 2014 and tied school record in TD grabs with 11 Finished second in C-USA in touchdown receptions and 13th nationally in debut season on the Hill Paced the Hilltoppers with 825 receiving yards and recorded 70 or more yards in seven games Tallied a season-high 117 yards on eight catches and two touchdowns in win at No. 19 Marshall 	<table border="1"> <thead> <tr> <th>Year</th> <th>GP/GS</th> <th>Rec</th> <th>Yds.</th> <th>Avg.</th> <th>TD</th> <th>Long</th> </tr> </thead> <tbody> <tr> <td>2014</td> <td>13/11</td> <td>69</td> <td>825</td> <td>63.5</td> <td>11</td> <td>39</td> </tr> <tr> <td>Career</td> <td>13/13</td> <td>69</td> <td>825</td> <td>63.5</td> <td>11</td> <td>39</td> </tr> <tr> <td>Car. Highs:</td> <td>10</td> <td>117</td> <td>-</td> <td>2</td> <td>39</td> <td></td> </tr> </tbody> </table>	Year	GP/GS	Rec	Yds.	Avg.	TD	Long	2014	13/11	69	825	63.5	11	39	Career	13/13	69	825	63.5	11	39	Car. Highs:	10	117	-	2	39	
	Year	GP/GS	Rec	Yds.	Avg.	TD	Long																								
2014	13/11	69	825	63.5	11	39																									
Career	13/13	69	825	63.5	11	39																									
Car. Highs:	10	117	-	2	39																										
		<p>#1 Nacarius Fant 5-9, 185, So., Bowling Green, Ky.</p> <ul style="list-style-type: none"> Saw action in four games during his freshman campaign in 2014 Caught his first collegiate pass for three yards against Middle Tennessee on 9/13/14 Was only non-quarterback to complete a pass with a 25-yard wide receiver pass to Tyler Higbee at Marshall 	<table border="1"> <thead> <tr> <th>Year</th> <th>GP/GS</th> <th>Rec.</th> <th>Yds.</th> <th>Avg.</th> <th>TD</th> <th>Long</th> </tr> </thead> <tbody> <tr> <td>2014</td> <td>4/0</td> <td>1</td> <td>3</td> <td>0.8</td> <td>0</td> <td>3</td> </tr> <tr> <td>Car. Highs:</td> <td>1</td> <td>3</td> <td>-</td> <td>0</td> <td>3</td> <td></td> </tr> </tbody> </table>	Year	GP/GS	Rec.	Yds.	Avg.	TD	Long	2014	4/0	1	3	0.8	0	3	Car. Highs:	1	3	-	0	3								
Year	GP/GS	Rec.	Yds.	Avg.	TD	Long																									
2014	4/0	1	3	0.8	0	3																									
Car. Highs:	1	3	-	0	3																										
WR		<p>#15 Nicholas Norris 5-9, 175, Jr., Miami, Fla.</p> <ul style="list-style-type: none"> Notched 371 receiving yards on 22 catches with two touchdowns in 2014 Finished second in yards per catch on the team at 16.9, trailing only Taywan Taylor (17.0). Ranked third nationally with 30.7 yards per catch on third down last season Piled up a career-high 174 yards against rival Middle Tennessee (9/13/14) on six catches 	<table border="1"> <thead> <tr> <th>Year</th> <th>GP/GS</th> <th>Rec.</th> <th>Yds.</th> <th>Avg.</th> <th>TD</th> <th>Long</th> </tr> </thead> <tbody> <tr> <td>2014</td> <td>13/0</td> <td>22</td> <td>371</td> <td>28.5</td> <td>2</td> <td>67</td> </tr> <tr> <td>Career</td> <td>25/5</td> <td>55</td> <td>802</td> <td>32.1</td> <td>6</td> <td>67</td> </tr> <tr> <td>Car. Highs:</td> <td>7</td> <td>174</td> <td>-</td> <td>2</td> <td>67</td> <td></td> </tr> </tbody> </table>	Year	GP/GS	Rec.	Yds.	Avg.	TD	Long	2014	13/0	22	371	28.5	2	67	Career	25/5	55	802	32.1	6	67	Car. Highs:	7	174	-	2	67	
	Year	GP/GS	Rec.	Yds.	Avg.	TD	Long																								
2014	13/0	22	371	28.5	2	67																									
Career	25/5	55	802	32.1	6	67																									
Car. Highs:	7	174	-	2	67																										
		<p>#81 Kylen Towner 5-8, 175, r-So., Mobile, Ala.</p> <ul style="list-style-type: none"> 94-yard kickoff return TD to open second half for WKU against ODU. Finished with career high 186 kickoff return yards - the third highest single-game total in WKU history Named the C-USA National Kick Returner of the Week following his performance against Old Dominion 	<table border="1"> <thead> <tr> <th>Year</th> <th>GP/GS</th> <th>Rec.</th> <th>Yds.</th> <th>Avg.</th> <th>TD</th> <th>Long</th> </tr> </thead> <tbody> <tr> <td>2014</td> <td>12/0</td> <td>1</td> <td>1.0</td> <td>0</td> <td>1</td> <td></td> </tr> <tr> <td>Car. Highs:</td> <td>1</td> <td>1</td> <td>0</td> <td>1</td> <td>1</td> <td></td> </tr> </tbody> </table>	Year	GP/GS	Rec.	Yds.	Avg.	TD	Long	2014	12/0	1	1.0	0	1		Car. Highs:	1	1	0	1	1								
Year	GP/GS	Rec.	Yds.	Avg.	TD	Long																									
2014	12/0	1	1.0	0	1																										
Car. Highs:	1	1	0	1	1																										
WR		<p>#2 Taywan Taylor 6-1, 195, Jr., Louisville, Ky.</p> <ul style="list-style-type: none"> Finished second on team with 767 receiving yards and third in TD receptions with seven last season Held best yard per catch average at 17.0 among all C-USA receivers with over 40 receptions in 2014 Posted 50 yards in seven contests and a pair of 100-yard performances His 185 receiving yards against Bowling Green were the sixth-most in a single game in WKU history 	<table border="1"> <thead> <tr> <th>Year</th> <th>GP/GS</th> <th>Rec</th> <th>Yds.</th> <th>Avg.</th> <th>TD</th> <th>Long</th> </tr> </thead> <tbody> <tr> <td>2014</td> <td>13/7</td> <td>45</td> <td>767</td> <td>59.0</td> <td>7</td> <td>75</td> </tr> <tr> <td>Career</td> <td>24/14</td> <td>69</td> <td>1037</td> <td>43.2</td> <td>7</td> <td>75</td> </tr> <tr> <td>Car. Highs:</td> <td>12</td> <td>185</td> <td>-</td> <td>1</td> <td>75</td> <td></td> </tr> </tbody> </table>	Year	GP/GS	Rec	Yds.	Avg.	TD	Long	2014	13/7	45	767	59.0	7	75	Career	24/14	69	1037	43.2	7	75	Car. Highs:	12	185	-	1	75	
	Year	GP/GS	Rec	Yds.	Avg.	TD	Long																								
2014	13/7	45	767	59.0	7	75																									
Career	24/14	69	1037	43.2	7	75																									
Car. Highs:	12	185	-	1	75																										
		<p>#3 Antwane Grant 6-1, 205, Sr., Wilmington, Del.</p> <ul style="list-style-type: none"> Over 50 receiving yards in 7 of 10 games played last season and added six touchdown catches Ranked just outside the Top 10 in C-USA with 4.1 receptions per game, where cutoff was 4.3 Posted career highs in catches (6) and yards (73) at Middle Tennessee on 9/13/14 	<table border="1"> <thead> <tr> <th>Year</th> <th>GP/GS</th> <th>Rec.</th> <th>Yds.</th> <th>Avg.</th> <th>TD</th> <th>Long</th> </tr> </thead> <tbody> <tr> <td>2014</td> <td>10/5</td> <td>41</td> <td>509</td> <td>50.9</td> <td>6</td> <td>34</td> </tr> <tr> <td>Car. Highs:</td> <td>6</td> <td>73</td> <td>-</td> <td>2</td> <td>34</td> <td></td> </tr> </tbody> </table>	Year	GP/GS	Rec.	Yds.	Avg.	TD	Long	2014	10/5	41	509	50.9	6	34	Car. Highs:	6	73	-	2	34								
Year	GP/GS	Rec.	Yds.	Avg.	TD	Long																									
2014	10/5	41	509	50.9	6	34																									
Car. Highs:	6	73	-	2	34																										
TE		<p>#82 Tyler Higbee 6-6, 250, r-Sr., Clearwater, Fla.</p> <ul style="list-style-type: none"> Registered 230 yards on 15 receptions and four touchdowns as the team's No. 2 tight end last season Named the C-USA honorable mention National Tight End of Week after three-TD game at Marshall Became just one of three tight ends in the nation to catch three touchdowns in a single game in 2014 Was one of just four players in WKU history to catch at least three scores in a game and first since 1978 	<table border="1"> <thead> <tr> <th>Year</th> <th>GP/GS</th> <th>Rec</th> <th>Yds.</th> <th>Avg.</th> <th>TD</th> <th>Long</th> </tr> </thead> <tbody> <tr> <td>2014</td> <td>11/3</td> <td>15</td> <td>230</td> <td>20.9</td> <td>4</td> <td>31</td> </tr> <tr> <td>Career</td> <td>29/6</td> <td>30</td> <td>491</td> <td>16.9</td> <td>6</td> <td>63</td> </tr> <tr> <td>Car. Highs:</td> <td>6</td> <td>99</td> <td>-</td> <td>3</td> <td>63</td> <td></td> </tr> </tbody> </table>	Year	GP/GS	Rec	Yds.	Avg.	TD	Long	2014	11/3	15	230	20.9	4	31	Career	29/6	30	491	16.9	6	63	Car. Highs:	6	99	-	3	63	
	Year	GP/GS	Rec	Yds.	Avg.	TD	Long																								
2014	11/3	15	230	20.9	4	31																									
Career	29/6	30	491	16.9	6	63																									
Car. Highs:	6	99	-	3	63																										
		<p>#22 Devin Scott 6-4, 250, r-Sr., Indianapolis, Ind.</p> <ul style="list-style-type: none"> Played in 12 games in 2014, primarily on special teams kick cover units Compiled two tackles on special teams last season Saw relief action at tight end in the games against Army and UTSA 	<table border="1"> <thead> <tr> <th>Year</th> <th>GP/GS</th> <th>Rec.</th> <th>Yds.</th> <th>Avg.</th> <th>TD</th> <th>Long</th> </tr> </thead> <tbody> <tr> <td>2014</td> <td>12/0</td> <td>0</td> <td>0.0</td> <td>0</td> <td>0</td> <td>0</td> </tr> <tr> <td>Car. Highs:</td> <td>0</td> <td>0</td> <td>0.0</td> <td>0</td> <td>0</td> <td>0</td> </tr> </tbody> </table>	Year	GP/GS	Rec.	Yds.	Avg.	TD	Long	2014	12/0	0	0.0	0	0	0	Car. Highs:	0	0	0.0	0	0	0							
Year	GP/GS	Rec.	Yds.	Avg.	TD	Long																									
2014	12/0	0	0.0	0	0	0																									
Car. Highs:	0	0	0.0	0	0	0																									
LT		<p>#76 Forrest Lamp 6-4, 300, r-Jr., Venice, Fla.</p> <ul style="list-style-type: none"> Has been WKU's starting left tackle for 22 consecutive games and has started every game of his Hilltopper career (25) Graded out as the top WKU lineman in his All-Conference USA season in 2014 Has protected blindsides of QB Brandon Doughty and sealed edge for RB Leon Allen in C-USA single-game record performances Preseason All C-USA first team selection by Phil Steele and Rotary Lombardi Watch List member 	<table border="1"> <thead> <tr> <th>Year</th> <th>GP/GS</th> </tr> </thead> <tbody> <tr> <td>2014</td> <td>13/13</td> </tr> <tr> <td>Career</td> <td>25/25</td> </tr> </tbody> </table>	Year	GP/GS	2014	13/13	Career	25/25																						
	Year	GP/GS																													
2014	13/13																														
Career	25/25																														
		<p>#68 Parker Howell 6-4, 275, Fr., Nashville, Tenn..</p> <ul style="list-style-type: none"> Helped lead CPA in the trenches to a perfect 15-0 record and the TSSAA Class 3A Championship last season Named the TSSAA Class AA Mr. Football Lineman of the Year after playing on both sides of the ball Registered 74 knockdown blocks and added 22 tackles with four tackles for loss and three sacks on defense 	<table border="1"> <thead> <tr> <th>Year</th> <th>GP/GS</th> </tr> </thead> <tbody> <tr> <td>2015</td> <td>0/0</td> </tr> <tr> <td>Career:</td> <td>0/0</td> </tr> </tbody> </table>	Year	GP/GS	2015	0/0	Career:	0/0																						
Year	GP/GS																														
2015	0/0																														
Career:	0/0																														
LG		<p>#51 Brandon Ray 6-2, 285, r-So., Madison, Ala.</p> <ul style="list-style-type: none"> Started every game at left guard during his debut season on the Hill Became WKU's second Football Writer's Association of America Freshman All-American since 2011 Named to the C-USA All-Freshman team and graded out as the Hilltoppers' second-best lineman last season Helped create huge plays down the stretch for running back Leon Allen with his athleticism and pulling ability 	<table border="1"> <thead> <tr> <th>Year</th> <th>GP/GS</th> </tr> </thead> <tbody> <tr> <td>2014</td> <td>13/13</td> </tr> <tr> <td>Career</td> <td>13/13</td> </tr> </tbody> </table>	Year	GP/GS	2014	13/13	Career	13/13																						
	Year	GP/GS																													
2014	13/13																														
Career	13/13																														
		<p>#78 Maurice Bennett 6-2, 290, Sr., Madison, Miss.</p> <ul style="list-style-type: none"> Made 12 appearances last season as a protector on the field goal and extra-point unit Converted over to the defensive line midway through the 2014 season but will move back over to offensive side of ball Served as the primary backup for both guard positions in his sophomore season on the Hill 	<table border="1"> <thead> <tr> <th>Year</th> <th>GP/GS</th> </tr> </thead> <tbody> <tr> <td>2014</td> <td>12/0</td> </tr> <tr> <td>Career:</td> <td>24/0</td> </tr> </tbody> </table>	Year	GP/GS	2014	12/0	Career:	24/0																						
Year	GP/GS																														
2014	12/0																														
Career:	24/0																														
C		<p>#70 Max Halpin 6-3, 295, r-Jr., Fort Mitchell, Ky.</p> <ul style="list-style-type: none"> Started first three games of 2014 season before a season-ending injury sidelined him Was on the offensive line that helped generate 700-yard offensive efforts against Bowling Green and Middle Tennessee last year Helped WKU post a 6-1 record when he was the starting center during the 2013 campaign Named to the 2015 Rimington Award Watch List 	<table border="1"> <thead> <tr> <th>Year</th> <th>GP/GS</th> </tr> </thead> <tbody> <tr> <td>2014</td> <td>3/3</td> </tr> <tr> <td>Career</td> <td>15/10</td> </tr> </tbody> </table>	Year	GP/GS	2014	3/3	Career	15/10																						
	Year	GP/GS																													
2014	3/3																														
Career	15/10																														
		<p>#64 Dennis Edwards 6-1, 305, r-Fr., Snellville, Ga.</p> <ul style="list-style-type: none"> Was an Atlanta Journal Constitution first-team all-area player as well as an honorable mention all-state performer Named a North/South all-star as well as a Gwinnett County all-star by the Georgia Athletic Coaches Association Rated the 19th best offensive center in the nation by 247sports.com while playing at South Gwinnett High School 	<table border="1"> <thead> <tr> <th>Year</th> <th>GP/GS</th> </tr> </thead> <tbody> <tr> <td>2014</td> <td>Redshirt</td> </tr> <tr> <td>Career:</td> <td>0/0</td> </tr> </tbody> </table>	Year	GP/GS	2014	Redshirt	Career:	0/0																						
Year	GP/GS																														
2014	Redshirt																														
Career:	0/0																														
RG		<p>#79 Joe Manley 6-6, 315, r-Jr., Bowling Green, Ky.</p> <ul style="list-style-type: none"> Split time with Williams at right guard in 2014 after transferring to WKU from Louisville mid-season Played in 11 games along the Hilltoppers' offensive line that helped Doughty and Allen have record-setting seasons Ranked as the seventh-best prospect out of the state of Kentucky by Rivals.com Invited to attend the Army All-American combine and named first team All-State by the AP his senior season in high school 	<table border="1"> <thead> <tr> <th>Year</th> <th>GP/GS</th> </tr> </thead> <tbody> <tr> <td>2014</td> <td>11/0</td> </tr> <tr> <td>Career</td> <td>20/0</td> </tr> </tbody> </table>	Year	GP/GS	2014	11/0	Career	20/0																						
	Year	GP/GS																													
2014	11/0																														
Career	20/0																														
		<p>#64 Dennis Edwards 6-1, 305, r-Fr., Snellville, Ga.</p> <ul style="list-style-type: none"> Was an Atlanta Journal Constitution first-team all-area player as well as an honorable mention all-state performer Named a North/South all-star as well as a Gwinnett County all-star by the Georgia Athletic Coaches Association Rated the 19th best offensive center in the nation by 247sports.com while playing at South Gwinnett High School 	<table border="1"> <thead> <tr> <th>Year</th> <th>GP/GS</th> </tr> </thead> <tbody> <tr> <td>2014</td> <td>Redshirt</td> </tr> <tr> <td>Career:</td> <td>0/0</td> </tr> </tbody> </table>	Year	GP/GS	2014	Redshirt	Career:	0/0																						
Year	GP/GS																														
2014	Redshirt																														
Career:	0/0																														
RT		<p>#62 Darrell Williams 6-6, 310, r-Jr., Dublin, Ga.</p> <ul style="list-style-type: none"> Bounced back from injury early in season to start 10 straight games at right guard, while also rotating in at right tackle Protected quarterback Brandon Doughty for his record-setting season in 2014 and paved way for running back Leon Allen's stellar season Made three starts at right tackle in final three games as a redshirt freshman in 2013, a stretch WKU went 3-0 in Two-sport athlete at West Laurens High School as he lettered all four years in football and basketball 	<table border="1"> <thead> <tr> <th>Year</th> <th>GP/GS</th> </tr> </thead> <tbody> <tr> <td>2014</td> <td>11/10</td> </tr> <tr> <td>Career</td> <td>18/13</td> </tr> </tbody> </table>	Year	GP/GS	2014	11/10	Career	18/13																						
	Year	GP/GS																													
2014	11/10																														
Career	18/13																														
		<p>#75 Jimmie Sims 6-5, 290, r-So., New Orleans, La.</p> <ul style="list-style-type: none"> Made first-career appearance at Illinois on 9/6 and appeared in nine games total, primarily as a protector on field goal units Mentioned as one of top offensive linemen in 2013 class for state of Louisiana by Louisiana Football Magazine Converted over to defensive line in the later stages of last season to add depth to the interior line 	<table border="1"> <thead> <tr> <th>Year</th> <th>GP/GS</th> </tr> </thead> <tbody> <tr> <td>2014</td> <td>9/0</td> </tr> <tr> <td>Career:</td> <td>9/0</td> </tr> </tbody> </table>	Year	GP/GS	2014	9/0	Career:	9/0																						
Year	GP/GS																														
2014	9/0																														
Career:	9/0																														













Depth Chart NOTES

DE		<p>#72 Derik Overstreet 6-2, 250, So., Paducah, Ky</p> <ul style="list-style-type: none"> Only true freshman to start for WKU last season as he started final seven games Finished the season with 31 tackles (21 solo), 3.5 tackles for loss and two sacks Registered at least four tackles in six of the nine games he played in When he was inserted into the starting lineup, the Hilltoppers went 5-2 	<table border="1"> <thead> <tr> <th>Year</th> <th>GP/GS</th> <th>UT</th> <th>AT</th> <th>TT</th> <th>Sack</th> <th>TFL</th> </tr> </thead> <tbody> <tr> <td>2014</td> <td>9/7</td> <td>21</td> <td>10</td> <td>31</td> <td>2.0-13</td> <td>3.5-22</td> </tr> <tr> <td>Career</td> <td>9/7</td> <td>21</td> <td>10</td> <td>31</td> <td>2.0-13</td> <td>3.5-22</td> </tr> <tr> <td>Car. Highs:</td> <td>4</td> <td>2</td> <td>5</td> <td>2.0</td> <td>2.5</td> <td></td> </tr> </tbody> </table>	Year	GP/GS	UT	AT	TT	Sack	TFL	2014	9/7	21	10	31	2.0-13	3.5-22	Career	9/7	21	10	31	2.0-13	3.5-22	Car. Highs:	4	2	5	2.0	2.5	
Year	GP/GS	UT	AT	TT	Sack	TFL																									
2014	9/7	21	10	31	2.0-13	3.5-22																									
Career	9/7	21	10	31	2.0-13	3.5-22																									
Car. Highs:	4	2	5	2.0	2.5																										
		<p>#24 Devante Duclos 6-1, 240, Jr., Miami, Fla.</p> <ul style="list-style-type: none"> Has appeared in 18 games for WKU since his arrival, including a start at Texas State on 11/23/13 Tied his career high with three tackles at Illinois last year Won two state titles at Miami Central, where he led the Rockets to a No. 1 national ranking in 2012 	<table border="1"> <thead> <tr> <th>Year</th> <th>GP/GS</th> <th>UT</th> <th>AT</th> <th>TT</th> <th>Sack</th> <th>TFL</th> </tr> </thead> <tbody> <tr> <td>2014</td> <td>6/0</td> <td>3</td> <td>2</td> <td>5</td> <td>0.0-0</td> <td>0.0-0</td> </tr> <tr> <td>Car. Highs:</td> <td>3</td> <td>1</td> <td>3</td> <td>1.0-10</td> <td>1.0-10</td> <td></td> </tr> </tbody> </table>	Year	GP/GS	UT	AT	TT	Sack	TFL	2014	6/0	3	2	5	0.0-0	0.0-0	Car. Highs:	3	1	3	1.0-10	1.0-10								
Year	GP/GS	UT	AT	TT	Sack	TFL																									
2014	6/0	3	2	5	0.0-0	0.0-0																									
Car. Highs:	3	1	3	1.0-10	1.0-10																										
DT		<p>#3 Jontavius Morris 6-2, 305, Sr., Albany, Ga.</p> <ul style="list-style-type: none"> Joins WKU after three successful seasons at UAB, where he racked up 54 tackles in 35 games Started in 11 of 12 games for the Blazers in 2014, recorded 20 tackles and two tackles for loss Returned a fumble 43 yards for a touchdown against North Texas last season Was a primary piece to the UAB defensive tackle rotation in his three seasons, starting 19 contests 	<table border="1"> <thead> <tr> <th>Year</th> <th>GP/GS</th> <th>UT</th> <th>AT</th> <th>TT</th> <th>Sack</th> <th>TFL</th> </tr> </thead> <tbody> <tr> <td>2014</td> <td>12/11</td> <td>10</td> <td>10</td> <td>20</td> <td>0.0-0</td> <td>2.0-2</td> </tr> <tr> <td>Career</td> <td>35/19</td> <td>29</td> <td>25</td> <td>54</td> <td>0.0-0</td> <td>5.5-18</td> </tr> <tr> <td>Car. Highs:</td> <td>4</td> <td>2</td> <td>5</td> <td>0.0</td> <td>1.5</td> <td></td> </tr> </tbody> </table>	Year	GP/GS	UT	AT	TT	Sack	TFL	2014	12/11	10	10	20	0.0-0	2.0-2	Career	35/19	29	25	54	0.0-0	5.5-18	Car. Highs:	4	2	5	0.0	1.5	
Year	GP/GS	UT	AT	TT	Sack	TFL																									
2014	12/11	10	10	20	0.0-0	2.0-2																									
Career	35/19	29	25	54	0.0-0	5.5-18																									
Car. Highs:	4	2	5	0.0	1.5																										
		<p>#92 Ge'Monee Brown 6-2, 305, Sr., Petal, Miss.</p> <ul style="list-style-type: none"> Tied for most tackles for loss on the team last campaign with eight as the gap-plugging run stopper Made at least two tackles in seven of 13 games, ending the season with 22 total and a forced fumble Legally changed named from Jamonee (Juh-MON-ee) to Ge'Monee (G-Money) 	<table border="1"> <thead> <tr> <th>Year</th> <th>GP/GS</th> <th>UT</th> <th>AT</th> <th>TT</th> <th>Sack</th> <th>TFL</th> </tr> </thead> <tbody> <tr> <td>2014</td> <td>13/3</td> <td>19</td> <td>3</td> <td>22</td> <td>0.0-0</td> <td>8.0-11</td> </tr> <tr> <td>Car. Highs:</td> <td>3</td> <td>2</td> <td>4</td> <td>0</td> <td>2.0</td> <td></td> </tr> </tbody> </table>	Year	GP/GS	UT	AT	TT	Sack	TFL	2014	13/3	19	3	22	0.0-0	8.0-11	Car. Highs:	3	2	4	0	2.0								
Year	GP/GS	UT	AT	TT	Sack	TFL																									
2014	13/3	19	3	22	0.0-0	8.0-11																									
Car. Highs:	3	2	4	0	2.0																										
DT		<p>#94 Bryan Shorter 6-2, 280, r-Sr., Phenix City, Ala.</p> <ul style="list-style-type: none"> Tied for the team lead with 5.5 sacks and was second on defensive line with 44 tackles last year Had a tackle for loss in eight of 13 games with lost yardage totaling a team-high 51 Registered a sack in four of the opening five games of the season in 2014 Made at least two tackles in 12 of 13 games, including a pair of career-best six-tackle performances 	<table border="1"> <thead> <tr> <th>Year</th> <th>GP/GS</th> <th>UT</th> <th>AT</th> <th>TT</th> <th>Sack</th> <th>TFL</th> </tr> </thead> <tbody> <tr> <td>2014</td> <td>13/9</td> <td>26</td> <td>18</td> <td>44</td> <td>5.5-49</td> <td>7.5-51</td> </tr> <tr> <td>Career</td> <td>29/16</td> <td>37</td> <td>30</td> <td>67</td> <td>6.5-54</td> <td>8.5-56</td> </tr> <tr> <td>Car. Highs:</td> <td>3</td> <td>4</td> <td>6</td> <td>1.0</td> <td>1.0</td> <td></td> </tr> </tbody> </table>	Year	GP/GS	UT	AT	TT	Sack	TFL	2014	13/9	26	18	44	5.5-49	7.5-51	Career	29/16	37	30	67	6.5-54	8.5-56	Car. Highs:	3	4	6	1.0	1.0	
Year	GP/GS	UT	AT	TT	Sack	TFL																									
2014	13/9	26	18	44	5.5-49	7.5-51																									
Career	29/16	37	30	67	6.5-54	8.5-56																									
Car. Highs:	3	4	6	1.0	1.0																										
		<p>#9 Omarius Bryant 6-3, 310, Jr., Byram, Miss..</p> <ul style="list-style-type: none"> Named an All-MACJC 1st Team All-South Selection at Southwest Community College last year Led the Bears in tackles as a sophomore with 86 total tackles from his interior line position Had a season-high 20 (12 solo) in a 38-14 win over East Central CC 	<table border="1"> <thead> <tr> <th>Year</th> <th>GP/GS</th> <th>UT</th> <th>AT</th> <th>TT</th> <th>Sack</th> <th>TFL</th> </tr> </thead> <tbody> <tr> <td>2015</td> <td>0/0</td> <td>0</td> <td>0</td> <td>0</td> <td>0.0-0</td> <td>0.0-0</td> </tr> <tr> <td>Car. Highs:</td> <td>0</td> <td>0</td> <td>0</td> <td>0.0</td> <td>0.0</td> <td></td> </tr> </tbody> </table>	Year	GP/GS	UT	AT	TT	Sack	TFL	2015	0/0	0	0	0	0.0-0	0.0-0	Car. Highs:	0	0	0	0.0	0.0								
Year	GP/GS	UT	AT	TT	Sack	TFL																									
2015	0/0	0	0	0	0.0-0	0.0-0																									
Car. Highs:	0	0	0	0.0	0.0																										
DE		<p>#88 Gavin Rocker 6-2, 255, r-Sr., Tyrone, Ga.</p> <ul style="list-style-type: none"> Was only defensive lineman to start every game of the 2014 season Tied with Shorter for team lead in sacks (5.5) and tallied 7.5 tackles for loss Finished with 45 tackles, while his 27 solo tackles were the most of any Hilltopper defensive lineman Closed out the season notching five tackles for loss and four sacks in the final three games 	<table border="1"> <thead> <tr> <th>Year</th> <th>GP/GS</th> <th>UT</th> <th>AT</th> <th>TT</th> <th>Sack</th> <th>TFL</th> </tr> </thead> <tbody> <tr> <td>2014</td> <td>13/13</td> <td>27</td> <td>18</td> <td>45</td> <td>5.5-34</td> <td>7.5-39</td> </tr> <tr> <td>Career</td> <td>37/26</td> <td>54</td> <td>42</td> <td>96</td> <td>10.5-66</td> <td>17-76</td> </tr> <tr> <td>Car. Highs:</td> <td>5</td> <td>7</td> <td>2.0</td> <td>2.0</td> <td></td> <td></td> </tr> </tbody> </table>	Year	GP/GS	UT	AT	TT	Sack	TFL	2014	13/13	27	18	45	5.5-34	7.5-39	Career	37/26	54	42	96	10.5-66	17-76	Car. Highs:	5	7	2.0	2.0		
Year	GP/GS	UT	AT	TT	Sack	TFL																									
2014	13/13	27	18	45	5.5-34	7.5-39																									
Career	37/26	54	42	96	10.5-66	17-76																									
Car. Highs:	5	7	2.0	2.0																											
		<p>#11 Tanner Reeves 6-4, 240, r-So., Lakeland, Fla.</p> <ul style="list-style-type: none"> Ranked second among the defense ends with four sacks and also had five tackles for loss Picked up a pair of sacks in his first career game against Bowling Green Posted at least one tackle in every game he played and multiple tackles in seven of 10 games 	<table border="1"> <thead> <tr> <th>Year</th> <th>GP/GS</th> <th>UT</th> <th>AT</th> <th>TT</th> <th>Sack</th> <th>TFL</th> </tr> </thead> <tbody> <tr> <td>2014</td> <td>10/3</td> <td>14</td> <td>7</td> <td>21</td> <td>4.0-25</td> <td>5.0-29</td> </tr> <tr> <td>Car. Highs:</td> <td>2</td> <td>2</td> <td>4</td> <td>2.0</td> <td>2.0</td> <td></td> </tr> </tbody> </table>	Year	GP/GS	UT	AT	TT	Sack	TFL	2014	10/3	14	7	21	4.0-25	5.0-29	Car. Highs:	2	2	4	2.0	2.0								
Year	GP/GS	UT	AT	TT	Sack	TFL																									
2014	10/3	14	7	21	4.0-25	5.0-29																									
Car. Highs:	2	2	4	2.0	2.0																										
LB		<p>#6 TJ McCollum 6-3, 230, r-So., Birmingham, Ala.</p> <ul style="list-style-type: none"> Transferred to WKU from UAB where he played in 10 games for the Blazers in 2014 Made seven tackles (six solo) on the season, including career-high three against Alabama A&M Rated a three-star prospect by Rivals.com and played wide receiver early in prep school career Recorded 101 tackles and five interceptions during his two seasons on defense at Clay-Chalkville HS 	<table border="1"> <thead> <tr> <th>Year</th> <th>GP/GS</th> <th>UT</th> <th>AT</th> <th>TT</th> <th>Sack</th> <th>TFL</th> </tr> </thead> <tbody> <tr> <td>2014</td> <td>10/0</td> <td>6</td> <td>1</td> <td>7</td> <td>0.0-0</td> <td>0.0-0</td> </tr> <tr> <td>Career</td> <td>10/0</td> <td>6</td> <td>1</td> <td>7</td> <td>0.0-0</td> <td>0.0-0</td> </tr> <tr> <td>Car. Highs:</td> <td>3</td> <td>1</td> <td>0</td> <td>0.0</td> <td>0.0</td> <td></td> </tr> </tbody> </table>	Year	GP/GS	UT	AT	TT	Sack	TFL	2014	10/0	6	1	7	0.0-0	0.0-0	Career	10/0	6	1	7	0.0-0	0.0-0	Car. Highs:	3	1	0	0.0	0.0	
Year	GP/GS	UT	AT	TT	Sack	TFL																									
2014	10/0	6	1	7	0.0-0	0.0-0																									
Career	10/0	6	1	7	0.0-0	0.0-0																									
Car. Highs:	3	1	0	0.0	0.0																										
		<p>#4 Joel Iyiebunive 6-2, 220, r-Fr., Bowling Green, Ky.</p> <ul style="list-style-type: none"> Played in first three games during freshman season before injury sidelined him for the remainder of year Rated the No. 12 overall prospect in the Bluegrass by 247sports.com coming out of high school Tallied 64 tackles, three interceptions and four touchdowns in 2012 at South Warren High School 	<table border="1"> <thead> <tr> <th>Year</th> <th>GP/GS</th> <th>UT</th> <th>AT</th> <th>TT</th> <th>Sack</th> <th>TFL</th> </tr> </thead> <tbody> <tr> <td>2014</td> <td>3/0</td> <td>1</td> <td>0</td> <td>1</td> <td>0.0-0</td> <td>0.0-0</td> </tr> <tr> <td>Car. Highs:</td> <td>1</td> <td>0</td> <td>1</td> <td>0.0-0</td> <td>0.0-0</td> <td></td> </tr> </tbody> </table>	Year	GP/GS	UT	AT	TT	Sack	TFL	2014	3/0	1	0	1	0.0-0	0.0-0	Car. Highs:	1	0	1	0.0-0	0.0-0								
Year	GP/GS	UT	AT	TT	Sack	TFL																									
2014	3/0	1	0	1	0.0-0	0.0-0																									
Car. Highs:	1	0	1	0.0-0	0.0-0																										
LB		<p>#10 Nick Holt 6-1, 230, r-Sr., Seattle, Wash.</p> <ul style="list-style-type: none"> Led WKU and ranked second in C-USA last season with 111 tackles (62 solo) Ended the season with team-high four quarterback hurries and ranked third with seven tackles for loss Tallied at least seven tackles in 11 of 13 games, with 10+ tackles in five of those games Named to 2015 Rotary Lombardi Watch List and Phil Steele's Preseason All-C-USA first team 	<table border="1"> <thead> <tr> <th>Year</th> <th>GP/GS</th> <th>UT</th> <th>AT</th> <th>TT</th> <th>Sack</th> <th>TFL</th> </tr> </thead> <tbody> <tr> <td>2014</td> <td>13/13</td> <td>62</td> <td>49</td> <td>111</td> <td>1.5-10</td> <td>7.0-23</td> </tr> <tr> <td>Career</td> <td>13/13</td> <td>62</td> <td>49</td> <td>111</td> <td>1.5-10</td> <td>7.0-23</td> </tr> <tr> <td>Car. Highs:</td> <td>9</td> <td>8</td> <td>12</td> <td>1.0</td> <td>2.0</td> <td></td> </tr> </tbody> </table>	Year	GP/GS	UT	AT	TT	Sack	TFL	2014	13/13	62	49	111	1.5-10	7.0-23	Career	13/13	62	49	111	1.5-10	7.0-23	Car. Highs:	9	8	12	1.0	2.0	
Year	GP/GS	UT	AT	TT	Sack	TFL																									
2014	13/13	62	49	111	1.5-10	7.0-23																									
Career	13/13	62	49	111	1.5-10	7.0-23																									
Car. Highs:	9	8	12	1.0	2.0																										
		<p>#54 Daeshawn Bertram 5-11, 220, r-So., Louisville, Ky.</p> <ul style="list-style-type: none"> Appeared in 11 games last season and posted 19 tackles, a sack, forced a fumble and intercepted a pass Recorded his first-career interception at LA Tech Posted a career high six tackles in the Bahamas Bowl win over Central Michigan 	<table border="1"> <thead> <tr> <th>Year</th> <th>GP/GS</th> <th>UT</th> <th>AT</th> <th>TT</th> <th>Sack</th> <th>TFL</th> </tr> </thead> <tbody> <tr> <td>2014</td> <td>11/0</td> <td>14</td> <td>5</td> <td>19</td> <td>1.0-6</td> <td>2.0-8</td> </tr> <tr> <td>Car. Highs:</td> <td>5</td> <td>2</td> <td>6</td> <td>1.0-6</td> <td>1.0</td> <td></td> </tr> </tbody> </table>	Year	GP/GS	UT	AT	TT	Sack	TFL	2014	11/0	14	5	19	1.0-6	2.0-8	Car. Highs:	5	2	6	1.0-6	1.0								
Year	GP/GS	UT	AT	TT	Sack	TFL																									
2014	11/0	14	5	19	1.0-6	2.0-8																									
Car. Highs:	5	2	6	1.0-6	1.0																										
LB		<p>#17 Dejon Brown 6-3, 250, Sr., Beaumont, Calif.</p> <ul style="list-style-type: none"> Finished second on the team in tackles with 78 and tied for most tackles for loss with eight in 2014 Posted back-to-back double-digit tackle performances against Navy (10) and UAB (11) Has made at least five tackles in the final 11 games which included a four-game stretch of at least seven Highly-coveted JUCO signee out of Mt. San Jacinto CC, ranked as No. 4 OLB recruit 	<table border="1"> <thead> <tr> <th>Year</th> <th>GP/GS</th> <th>UT</th> <th>AT</th> <th>TT</th> <th>Sack</th> <th>TFL</th> </tr> </thead> <tbody> <tr> <td>2014</td> <td>13/11</td> <td>53</td> <td>25</td> <td>78</td> <td>2.0-8</td> <td>8.0-21</td> </tr> <tr> <td>Career</td> <td>13/11</td> <td>53</td> <td>25</td> <td>78</td> <td>2.0-8</td> <td>8.0-21</td> </tr> <tr> <td>Car. Highs:</td> <td>7</td> <td>4</td> <td>11</td> <td>1.0</td> <td>2.0</td> <td></td> </tr> </tbody> </table>	Year	GP/GS	UT	AT	TT	Sack	TFL	2014	13/11	53	25	78	2.0-8	8.0-21	Career	13/11	53	25	78	2.0-8	8.0-21	Car. Highs:	7	4	11	1.0	2.0	
Year	GP/GS	UT	AT	TT	Sack	TFL																									
2014	13/11	53	25	78	2.0-8	8.0-21																									
Career	13/11	53	25	78	2.0-8	8.0-21																									
Car. Highs:	7	4	11	1.0	2.0																										
		<p>#13 Nick Newton 6-4, 245, r-Sr., Clearwater, Fla.</p> <ul style="list-style-type: none"> Transferred to WKU from Presbyterian College and sat out last season due to NCAA transfer rules Registered 39 tackles (28 solo) and 1.5 tackles for loss in 2013 for Presbyterian Before redshirting in 2012, he finished with 16 tackles and two forced fumbles in 2011 	<table border="1"> <thead> <tr> <th>Year</th> <th>GP/GS</th> <th>UT</th> <th>AT</th> <th>TT</th> <th>Sack</th> <th>TFL</th> </tr> </thead> <tbody> <tr> <td>2014</td> <td colspan="6">---Redshirt---</td> </tr> <tr> <td>Car. Highs:</td> <td>6</td> <td>3</td> <td>6</td> <td>0.0-0</td> <td>0.5-1</td> <td></td> </tr> </tbody> </table>	Year	GP/GS	UT	AT	TT	Sack	TFL	2014	---Redshirt---						Car. Highs:	6	3	6	0.0-0	0.5-1								
Year	GP/GS	UT	AT	TT	Sack	TFL																									
2014	---Redshirt---																														
Car. Highs:	6	3	6	0.0-0	0.5-1																										
CB		<p>#5 Wonderful Terry 5-10, 190, r-Sr., Fort Pierce, Fla.</p> <ul style="list-style-type: none"> Tied for second nationally with three defensive touchdowns (2 INT, 1 FR) in 2014 First WKU player since All-American Bobby Sippio in 2000 to have three defensive TDs in one season His 90-yard pick-six against UTEP (11/18/14) arguably won the game for the Hilltoppers Broke up Central Michigan's potential game-winning two-point conversion pass on final play of bowl game 	<table border="1"> <thead> <tr> <th>Year</th> <th>GP/GS</th> <th>UT</th> <th>AT</th> <th>TT</th> <th>TFL</th> <th>INT/PBU</th> </tr> </thead> <tbody> <tr> <td>2014</td> <td>12/0</td> <td>28</td> <td>15</td> <td>43</td> <td>3.0-9</td> <td>2/6</td> </tr> <tr> <td>Career</td> <td>12/0</td> <td>28</td> <td>15</td> <td>43</td> <td>3.0-9</td> <td>2/6</td> </tr> <tr> <td>Car. Highs:</td> <td>7</td> <td>5</td> <td>9</td> <td>1.0</td> <td>1/4</td> <td></td> </tr> </tbody> </table>	Year	GP/GS	UT	AT	TT	TFL	INT/PBU	2014	12/0	28	15	43	3.0-9	2/6	Career	12/0	28	15	43	3.0-9	2/6	Car. Highs:	7	5	9	1.0	1/4	
Year	GP/GS	UT	AT	TT	TFL	INT/PBU																									
2014	12/0	28	15	43	3.0-9	2/6																									
Career	12/0	28	15	43	3.0-9	2/6																									
Car. Highs:	7	5	9	1.0	1/4																										
		<p>#23 De'Andre Simmons 5-11, 185, r-So., Royal Palm Beach, Fla.</p> <ul style="list-style-type: none"> Made appearances in six games in 2014, primarily as reserve cornerback and on special teams Two-sport athlete in high school as he also competed for the Royal Palm Beach track and field team Named to the Palm Beach All-Star squad following his 2012 senior season 	<table border="1"> <thead> <tr> <th>Year</th> <th>GP/GS</th> <th>UT</th> <th>AT</th> <th>TT</th> <th>TFL</th> <th>INT/PBU</th> </tr> </thead> <tbody> <tr> <td>2014</td> <td>6/0</td> <td>1</td> <td>0</td> <td>1</td> <td>0.0-0</td> <td>0/0</td> </tr> <tr> <td>Car. Highs:</td> <td>1</td> <td>0</td> <td>1</td> <td>0.0</td> <td>0/0</td> <td></td> </tr> </tbody> </table>	Year	GP/GS	UT	AT	TT	TFL	INT/PBU	2014	6/0	1	0	1	0.0-0	0/0	Car. Highs:	1	0	1	0.0	0/0								
Year	GP/GS	UT	AT	TT	TFL	INT/PBU																									
2014	6/0	1	0	1	0.0-0	0/0																									
Car. Highs:	1	0	1	0.0	0/0																										
S		<p>#31 Branden Leston 6-3, 205, r-Jr., Clearwater, Fla.</p> <ul style="list-style-type: none"> Emerged as WKU's starting free safety halfway through the 2014 season, starting seven of the last eight games Led the Hilltoppers in interceptions with four and tied for third on team with 63 total tackles Picked off three passes in the first half against No. 19 Marshall (11/28/14), tying FBS single-game high at WKU Named the CFPA National Defensive Player of the Week after that game 	<table border="1"> <thead> <tr> <th>Year</th> <th>GP/GS</th> <th>UT</th> <th>AT</th> <th>TT</th> <th>TFL</th> <th>INT/PBU</th> </tr> </thead> <tbody> <tr> <td>2014</td> <td>13/7</td> <td>41</td> <td>22</td> <td>63</td> <td>3.0-16</td> <td>4/1</td> </tr> <tr> <td>Career</td> <td>13/7</td> <td>41</td> <td>22</td> <td>63</td> <td>3.0-16</td> <td>4/1</td> </tr> <tr> <td>Car. Highs:</td> <td>7</td> <td>6</td> <td>9</td> <td>1.0</td> <td>3/1</td> <td></td> </tr> </tbody> </table>	Year	GP/GS	UT	AT	TT	TFL	INT/PBU	2014	13/7	41	22	63	3.0-16	4/1	Career	13/7	41	22	63	3.0-16	4/1	Car. Highs:	7	6	9	1.0	3/1	
Year	GP/GS	UT	AT	TT	TFL	INT/PBU																									
2014	13/7	41	22	63	3.0-16	4/1																									
Career	13/7	41	22	63	3.0-16	4/1																									
Car. Highs:	7	6	9	1.0	3/1																										
		<p>#27 Martavius Mims 6-1, 200, r-Fr., Muscle Shoals, Ala.</p> <ul style="list-style-type: none"> Came to the Hill from Muscle Shoals High School, the Alabama 5A state runner-up Made 49 tackles to go along with five interceptions and four touchdowns in 2013 Named an Alabama Sportswriters Association Honorable Mention All-State performer 	<table border="1"> <thead> <tr> <th>Year</th> <th>GP/GS</th> <th>UT</th> <th>AT</th> <th>TT</th> <th>TFL</th> <th>INT/PBU</th> </tr> </thead> <tbody> <tr> <td>2014</td> <td colspan="6">---Redshirt---</td> </tr> <tr> <td>Car. Highs:</td> <td>0</td> <td>0</td> <td>0</td> <td>0.0</td> <td>0/0</td> <td></td> </tr> </tbody> </table>	Year	GP/GS	UT	AT	TT	TFL	INT/PBU	2014	---Redshirt---						Car. Highs:	0	0	0	0.0	0/0								
Year	GP/GS	UT	AT	TT	TFL	INT/PBU																									
2014	---Redshirt---																														
Car. Highs:	0	0	0	0.0	0/0																										
S		<p>#8 Marcus Ward 6-3, 210, Jr., Birmingham, Ala.</p> <ul style="list-style-type: none"> Tied for third on the team in total tackles in 2014 with 63 (41 solo) Racked up a career high 8 tackles in win vs. ODU (10/25/14) Recorded at least three tackles in 12 of 13 games last season and added a pair of tackles for loss Notched first-career interception in a win over Morgan State on 9/21/13 	<table border="1"> <thead> <tr> <th>Year</th> <th>GP/GS</th> <th>UT</th> <th>AT</th> <th>TT</th> <th>TFL</th> <th>INT/PBU</th> </tr> </thead> <tbody> <tr> <td>2014</td> <td>13/12</td> <td>41</td> <td>22</td> <td>63</td> <td>2.0-4</td> <td>0/1</td> </tr> <tr> <td>Career</td> <td>20/15</td> <td>50</td> <td>26</td> <td>76</td> <td>2.0-4</td> <td>1/3</td> </tr> <tr> <td>Car. Highs:</td> <td>6</td> <td>3</td> <td>8</td> <td>1.0</td> <td>1/1</td> <td></td> </tr> </tbody> </table>	Year	GP/GS	UT	AT	TT	TFL	INT/PBU	2014	13/12	41	22	63	2.0-4	0/1	Career	20/15	50	26	76	2.0-4	1/3	Car. Highs:	6	3	8	1.0	1/1	
Year	GP/GS	UT	AT	TT	TFL	INT/PBU																									
2014	13/12	41	22	63	2.0-4	0/1																									
Career	20/15	50	26	76	2.0-4	1/3																									
Car. Highs:	6	3	8	1.0	1/1																										
		<p>#29 Leverick Johnson 6-1, 185, r-So., Miami, Fla.</p> <ul style="list-style-type: none"> Played in 11 of 13 games last season as special team ace and reserve safety/nickelback Registered 20 total tackles (15 solo) with one tackle for loss and one pass breakup Recorded 50 total tackles, with five interceptions and 12 pass break-ups in senior season in high school 	<table border="1"> <thead> <tr> <th>Year</th> <th>GP/GS</th> <th>UT</th> <th>AT</th> <th>TT</th> <th>TFL</th> <th>INT/PBU</th> </tr> </thead> <tbody> <tr> <td>2014</td> <td>11/0</td> <td>15</td> <td>5</td> <td>20</td> <td>1.0-1</td> <td>0/1</td> </tr> <tr> <td>Car. Highs:</td> <td>3</td> <td>1</td> <td>4</td> <td>1.0</td> <td>0/1</td> <td></td> </tr> </tbody> </table>	Year	GP/GS	UT	AT	TT	TFL	INT/PBU	2014	11/0	15	5	20	1.0-1	0/1	Car. Highs:	3	1	4	1.0	0/1								
Year	GP/GS	UT	AT	TT	TFL	INT/PBU																									
2014	11/0	15	5	20	1.0-1	0/1																									
Car. Highs:	3	1	4	1.0	0/1																										
CB		<p>#30 Prince Charles Iworah 5-11, 190, r-Sr., Nashville, Tenn.</p> <ul style="list-style-type: none"> Started every game for WKU in 2014, posting 37 tackles, 2.5 tackles for loss, one INT and one FR Notched a career-high seven tackles at Louisiana Tech last season Only multi-sport athlete at WKU as he also sprouts for the nationally prominent WKU Track and Field program, finishing eighth at the 2015 C-USA Indoor Championships in the 60-meter dash 	<table border="1"> <thead> <tr> <th>Year</th> <th>GP/GS</th> <th>UT</th> <th>AT</th> <th>TT</th> <th>TFL</th> <th>INT/PBU</th> </tr> </thead> <tbody> <tr> <td>2014</td> <td>13/13</td> <td>26</td> <td>11</td> <td>37</td> <td>2.5-9</td> <td>1/5</td> </tr> <tr> <td>Career</td> <td>26/13</td> <td>30</td> <td>19</td> <td>49</td> <td>2.5-9</td> <td>1/5</td> </tr> <tr> <td>Car. Highs:</td> <td>4</td> <td>2</td> <td>7</td> <td>1.0</td> <td>1/1</td> <td></td> </tr> </tbody> </table>	Year	GP/GS	UT	AT	TT	TFL	INT/PBU	2014	13/13	26	11	37	2.5-9	1/5	Career	26/13	30	19	49	2.5-9	1/5	Car. Highs:	4	2	7	1.0	1/1	
Year	GP/GS	UT	AT	TT	TFL	INT/PBU																									
2014	13/13	26	11	37	2.5-9	1/5																									
Career	26/13	30	19	49	2.5-9	1/5																									
Car. Highs:	4	2	7	1.0	1/1																										
		<p>#7 Joe Brown 5-10, 190, So., Louisville, Ky.</p> <ul style="list-style-type: none"> Made nine appearances during his freshman campaign on the Hill, making five tackles on kick return coverage Began the season as a running back but converted to defensive back during the LA Tech game Named the Kentucky Football Coaches Association District Player of the Year as a senior in prep school 	<table border="1"> <thead> <tr> <th>Year</th> <th>GP/GS</th> <th>UT</th> <th>AT</th> <th>TT</th> <th>TFL</th> <th>INT/PBU</th> </tr> </thead> <tbody> <tr> <td>2014</td> <td>9/0</td> <td>4</td> <td>1</td> <td>5</td> <td>0.0-0</td> <td>0/0</td> </tr> <tr> <td>Car. Highs:</td> <td>1</td> <td>1</td> <td>1</td> <td>0.0</td> <td>0/0</td> <td></td> </tr> </tbody> </table>	Year	GP/GS	UT	AT	TT	TFL	INT/PBU	2014	9/0	4	1	5	0.0-0	0/0	Car. Highs:	1	1	1	0.0	0/0								
Year	GP/GS	UT	AT	TT	TFL	INT/PBU																									
2014	9/0	4	1	5	0.0-0	0/0																									
Car. Highs:	1	1	1	0.0	0/0																										

Depth Chart NOTES

PK		#56 Garrett Schwettman 5-11, 175, Sr., Murray, Ky.	<ul style="list-style-type: none"> Set the single-season WKU for points in a season with 118 points on 16-of-21 field goals in 2014 Ranked second among C-USA kickers and 19th nationally with 118 points Needs 13 PATs and 24 points to tie the Hilltopper career records in both categories 17 points against Middle Tennessee was most ever by a WKU kicker in FBS era 	<table border="1"> <thead> <tr> <th>Year</th> <th>GP/GS</th> <th>FG</th> <th>FGA</th> <th>Lg.</th> <th>PAT</th> <th>Pts.</th> </tr> </thead> <tbody> <tr> <td>2014</td> <td>13/13</td> <td>16</td> <td>21</td> <td>42</td> <td>70-71</td> <td>118</td> </tr> <tr> <td>Career</td> <td>37/37</td> <td>39</td> <td>50</td> <td>44</td> <td>157-161</td> <td>274</td> </tr> <tr> <td colspan="7">Car. Highs: FGs: 4, FGAs: 5</td> </tr> </tbody> </table>	Year	GP/GS	FG	FGA	Lg.	PAT	Pts.	2014	13/13	16	21	42	70-71	118	Career	37/37	39	50	44	157-161	274	Car. Highs: FGs: 4, FGAs: 5						
Year	GP/GS	FG	FGA	Lg.	PAT	Pts.																										
2014	13/13	16	21	42	70-71	118																										
Career	37/37	39	50	44	157-161	274																										
Car. Highs: FGs: 4, FGAs: 5																																
P		#15 Joseph Occhipinti 6-3, 190, Jr., Nashville, Tenn.	<ul style="list-style-type: none"> Booted a pair of 50+ yard punts against Bowling Green in 2014 opener, including career long 55-yarder In 49 punts, pinned 11 inside 20, booted three 50+ yards and had 15 fair caught last season Pinned UTEP at its own 7-yard line with 3:03 left in fourth quarter of 35-27 win Punted a career-high eight times for 297 yards (36.2 avg) at LA Tech 	<table border="1"> <thead> <tr> <th>Year</th> <th>GP/GS</th> <th>No.</th> <th>Yds.</th> <th>Avg.</th> <th>I-20</th> <th>LG</th> </tr> </thead> <tbody> <tr> <td>2014</td> <td>13/13</td> <td>49</td> <td>1817</td> <td>37.1</td> <td>11</td> <td>55</td> </tr> <tr> <td>Career</td> <td>18/13</td> <td>55</td> <td>2014</td> <td>36.6</td> <td>12</td> <td>55</td> </tr> <tr> <td colspan="7">Car. Highs: 8 297 53.0 2 55</td> </tr> </tbody> </table>	Year	GP/GS	No.	Yds.	Avg.	I-20	LG	2014	13/13	49	1817	37.1	11	55	Career	18/13	55	2014	36.6	12	55	Car. Highs: 8 297 53.0 2 55						
Year	GP/GS	No.	Yds.	Avg.	I-20	LG																										
2014	13/13	49	1817	37.1	11	55																										
Career	18/13	55	2014	36.6	12	55																										
Car. Highs: 8 297 53.0 2 55																																
KO		#37 Ryan Nuss 5-10, 190, r-Fr., Fairfield, Ohio	<ul style="list-style-type: none"> Transfer from East Tennessee State University which is just beginning to bring FB back Won kickoff job in the fall when he joined the team Two-sport star at Fairfield High in both baseball and football including a two-year captain for football Played quarterback as well as punted at Fairfield, earning first-team all-conference honors 	<table border="1"> <thead> <tr> <th>Year</th> <th>GP/GS</th> <th>KO</th> <th>Yds.</th> <th>Avg.</th> <th>TB.</th> <th>OB</th> </tr> </thead> <tbody> <tr> <td>2015</td> <td>-/-</td> <td>-</td> <td>-</td> <td>0.0</td> <td>0</td> <td>0</td> </tr> <tr> <td>Career</td> <td>-/-</td> <td>0</td> <td>0</td> <td>0.0</td> <td>0</td> <td>0</td> </tr> <tr> <td colspan="7">Car. Highs:</td> </tr> </tbody> </table>	Year	GP/GS	KO	Yds.	Avg.	TB.	OB	2015	-/-	-	-	0.0	0	0	Career	-/-	0	0	0.0	0	0	Car. Highs:						
Year	GP/GS	KO	Yds.	Avg.	TB.	OB																										
2015	-/-	-	-	0.0	0	0																										
Career	-/-	0	0	0.0	0	0																										
Car. Highs:																																
LS		#47 Nolan Dowling 6-0, 225, r-Jr., Belleville, Ill.	<ul style="list-style-type: none"> Executed 142 error-free snaps for field goals, punts and extra points in 2014 Recorded 110 clean snaps for field goals, punts and extra points in 2013 Landed on the ESPN Sportscenter Top 10 Plays over the summer for trick shots Snapped a football from the WKU football pressbox and landed into a trash can on the field 	<table border="1"> <thead> <tr> <th>Year</th> <th>GP/GS</th> </tr> </thead> <tbody> <tr> <td>2014</td> <td>13/13</td> </tr> <tr> <td>Career</td> <td>25/25</td> </tr> </tbody> </table>	Year	GP/GS	2014	13/13	Career	25/25																						
Year	GP/GS																															
2014	13/13																															
Career	25/25																															
PR KR		#81 Kylen Towner 5-9, 175, r-So., Mobile, Ala.	<ul style="list-style-type: none"> 94-yard kickoff return TD to open second half for WKU against ODU. Finished with career high 186 kickoff return yards - the third highest single-game total in WKU history Named the CFP National Kick Returner of the Week following his performance against Old Dominion Averaging 22.7 yards per return in 2014 on 28 kickoff returns 	<table border="1"> <thead> <tr> <th>Year</th> <th>PR</th> <th>Lg.</th> <th>KR</th> <th>Lg.</th> <th>Ret.</th> <th>TD</th> </tr> </thead> <tbody> <tr> <td>2014</td> <td>6/59</td> <td>22</td> <td>28/635</td> <td>94</td> <td>1</td> <td>1</td> </tr> <tr> <td>Career</td> <td>6/59</td> <td>22</td> <td>28/635</td> <td>94</td> <td>1</td> <td>1</td> </tr> <tr> <td colspan="7">Car. Highs: 1/22 22 5/186 94 1</td> </tr> </tbody> </table>	Year	PR	Lg.	KR	Lg.	Ret.	TD	2014	6/59	22	28/635	94	1	1	Career	6/59	22	28/635	94	1	1	Car. Highs: 1/22 22 5/186 94 1						
Year	PR	Lg.	KR	Lg.	Ret.	TD																										
2014	6/59	22	28/635	94	1	1																										
Career	6/59	22	28/635	94	1	1																										
Car. Highs: 1/22 22 5/186 94 1																																
		#2 Taywan Taylor 6-1, 195, Jr., Louisville, Ky.	<ul style="list-style-type: none"> Returned six kickoffs last season for WKU for 81 yards Recorded a 25-yard return against Old Dominion in 2014 which was a career-long for him Finished second on team with 767 receiving yards and third in TD receptions with seven last season 	<table border="1"> <thead> <tr> <th>Year</th> <th>PR</th> <th>Lg.</th> <th>KR</th> <th>Lg.</th> <th>Ret.</th> <th>TD</th> </tr> </thead> <tbody> <tr> <td>2014</td> <td>0/0</td> <td>0</td> <td>6/81</td> <td>25</td> <td>0</td> <td>0</td> </tr> <tr> <td colspan="7">Car. Highs: 0/0 0 6/81 25 0</td> </tr> </tbody> </table>	Year	PR	Lg.	KR	Lg.	Ret.	TD	2014	0/0	0	6/81	25	0	0	Car. Highs: 0/0 0 6/81 25 0													
Year	PR	Lg.	KR	Lg.	Ret.	TD																										
2014	0/0	0	6/81	25	0	0																										
Car. Highs: 0/0 0 6/81 25 0																																

2015 SCHEDULE AND RESULTS

DATE	OPPONENT ('15 REC.)	SITE	TV	TIME (CT)	SERIES/RESULT	NOTE
Sept. 3	 VANDERBILT (0-0) Commodores	Nashville, Tenn. Vanderbilt Stadium	SECN	7 p.m.	Vanderbilt, 3-0	WKU looking for first road win in season opener since 1999 at UTM
Sept. 10	 LA TECH (0-0) Bulldogs	Bowling Green, Ky. Houchens-Smith	FS1	7 p.m.	LA Tech, 3-1	Doughty became first 3,000-yard passer at WKU in 2014 meeting
Sept. 19	 INDIANA (0-0) Hoosiers	Bloomington, Ind. Memorial Stadium	ESPNews	3 p.m.	Indiana, 2-0	WKU searching for first victory over Big Ten opponent (0-4)
Sept. 26	 MIAMI (0-0) Redhawks	Bowling Green, Ky. Houchens-Smith	CBS SN	2:30 p.m.	Never met	Hilltoppers are 9-2 against non-P5 OOC foes in last 3 years
Oct. 3	 RICE (0-0) Owls	Houston, Texas Rice Stadium	FSN	2:30 p.m.	Never met	Only WKU and Rice have three consec. winning seasons in C-USA
Oct. 10	 MIDDLE TENNESSEE (0-0) Blue Raiders	Bowling Green, Ky. Houchens-Smith	Fox	TBA	MT, 34-29-1	Doughty threw for C-USA record 593 in 3OT matchup in 2014
Oct. 15	 NORTH TEXAS (0-0) Mean Green	Denton, Texas Apogee Stadium	CBS SN	6:30 p.m.	North Texas, 4-2	Last meeting highlighted by Antonio Andrews' 230 rushing yds
Oct. 24	 LSU (0-0) Tigers	Baton Rouge, La. Tiger Stadium	TBA	TBA	LSU, 1-0	Since 2010, WKU is 2-2 on opponent's homecoming game
Oct. 31	 OLD DOMINION (0-0) Monarchs	Norfolk, Va. Ballard Stadium	Fox	TBA	WKU, 1-0	WKU scored FBS home record 66 points in last year's game
Nov. 7	 FLORIDA ATLANTIC (0-0) Owls	Bowling Green, Ky. Houchens-Smith	Fox	TBA	FAU, 5-1	83 combined points in 2014 game were most in series history
Nov. 21	 FIU (0-0) Panthers	Miami, Fla. FIU Stadium	Fox	TBA	Tied, 4-4	Last three matchups decided by average of 5.33 points
Nov. 27	 MARSHALL (0-0) Thundering Herd	Bowling Green, Ky. Houchens-Smith	FS1	11 a.m.	Marshall, 4-2	WKU's first win over ranked team came in 2014 matchup

RECORD BREAKDOWN

Opponent Cumulative Record:	0-0	Cumulative C-USA Opp. Record:	0-0
Record of WKU victories:	0-0	Remaining Schedule:	0-0
Record of WKU losses:	0-0	Com. All-Time Record vs. Opp:	40-60

Depth CHART

OFFENSE

WR	21 Jared Dangerfield	6-3	215	r-Sr.
	1 Nacarius Fant	5-9	185	So.
LT	76 Forrest Lamp	6-4	300	r-Jr.
	68 Parker Howell	6-4	275	Fr.
LG	51 Brandon Ray	6-2	285	r-So.
	78 Maurice Bennett	6-2	290	r-Sr.
C	70 Max Halpin	6-3	295	r-Jr.
	64 Dennis Edwards	6-1	305	r-Fr.
RG	79 Joe Manley	6-6	315	r-Jr.
	64 Dennis Edwards	6-1	305	r-Fr.
RT	62 Darrell Williams, Jr.	6-6	310	r-Jr.
	75 Jimmie Sims	6-5	290	r-So.
WR	15 Nicholas Norris	5-9	175	Jr.
	81 Kylen Towner	5-8	175	r-So.
WR	3 Antwane Grant	6-1	205	Sr.
or	2 Taywan Taylor	6-1	195	Jr.
QB	12 Brandon Doughty	6-3	220	r-Sr.
	9 Nelson Fishback	6-2	215	r-Jr.
RB	33 Leon Allen	6-0	235	Sr.
	20 Anthony Wales	5-10	195	r-Jr.
	32 D'Andre Ferby	6-1	240	r-Fr.
TE	82 Tyler Higbee	6-6	250	r-Sr.
	22 Devin Scott	6-4	250	Sr.

DEFENSE

DE	72 Derik Overstreet	6-2	250	So.
	24 Devante Duclos	6-1	240	Jr.
DT	3 Jontavius Morris	6-2	305	Sr.
	92 Ge'Monee Brown	6-2	305	Sr.
DT	94 Bryan Shorter	6-2	280	r-Sr.
	9 Omarius Bryant	6-3	310	Jr.
DE	88 Gavin Rocker	6-2	255	r-Sr.
	11 Tanner Reeves	6-4	240	r-So.
LB	6 T.J. McCollum	6-3	230	r-So.
	34 Drew Davis	6-1	225	Jr.
or	4 Joel Iyiegboniwe	6-2	220	r-Fr.
LB	10 Nick Holt	6-1	230	r-Sr.
	25 Masai Whyte	6-0	218	r-Fr.
or	54 Daeshawn Bertram	5-11	220	r-So.
LB	17 Dejon Brown	6-3	250	Sr.
	13 Nick Newton	6-4	245	r-Sr.
CB	5 Wonderful Terry	5-10	190	Sr.
	23 De'Andre Simmons	5-11	185	r-So.
S	31 Branden Leston	6-3	205	r-Jr.
	27 Martavius Mims	6-1	200	r-Fr.
S	8 Marcus Ward	6-3	210	Jr.
	29 Leverick Johnson	6-1	185	So.
CB	30 Prince Charles Iworah	5-11	190	r-Sr.
	7 Joe Brown	5-10	190	So.

SPECIAL TEAMS

PK	56 Garrett Schwettman	5-11	175	Sr.
	37 Ryan Nuss	5-10	190	r-Fr.
KO	37 Ryan Nuss	5-10	190	r-Fr.
	56 Garrett Schwettman	5-11	175	Sr.
P	15 Joseph Occhipinti	6-3	190	Jr.
	49 Jake Collins	6-0	190	r-Fr.
SNP	47 Nolan Dowling	6-3	225	r-Jr.
	82 Tyler Higbee	6-6	250	r-Sr.
PR	81 Kylen Towner	5-8	175	r-So.
	2 Taywan Taylor	6-1	195	Jr.
KOR	81 Kylen Towner	5-8	175	r-So.
	2 Taywan Taylor	6-1	195	Jr.

PRONUNCIATION GUIDE

1	NACARIUS Fant	nuh-CAR-ee-US
2	TAYWAN Taylor	tay-waan
3	JONTAVIUS Morris	john-TAY-vee-us
4	Joel IYIEGBUNIWE	EE-yay-Boo-NEE-Way
9	OMARIUS Bryant	OH-marr-ee-us
12	Brandon DOUGHTY	DOW-tee
13	ANTWANE Grant	an-TWAIN
15	Joseph OCCHIPINTI	ak-uh-PIN-tee
17	DEJON Brown	Like the mustard 'Dijon'
24	Devante DUCLOS	doo-close
25	MASAI Whyte	muh-SIGH
29	LEVERICK Johnson	Luh-VAIR-ick
30	Prince Charles IWORAH	uh-WAR-ruh
56	Garrett SCHWETTMAN	shh-Wet-Mun
71	R.J. SCAIFE	sk-AY-ff
92	GE'MONEE Brown	G-Money
98	Devante TERRELL	tuh-Rell

Assistant COACHES



RICKY BRUMFIELD

Special Teams/Cornerbacks
Third Year at WKU

ON GAMEDAY: Field



KEN DELGADO

Defensive Ends
Second Year at WKU

ON GAMEDAY: Field



TYSON HELTON

Offensive Coordinator/Quarterbacks
Second Year at WKU

ON GAMEDAY: Press Box



NEIL CALLAWAY

Offensive Line
Third Year at WKU

ON GAMEDAY: Field



DON DUNN

Defensive Tackles
Third Year at WKU

ON GAMEDAY: Field



NICK HOLT

Defensive Coordinator/Linebackers
Third Year at WKU

ON GAMEDAY: Field



MIKE CASSITY

Secondary
Third Year at WKU

ON GAMEDAY: Press Box



BRYAN ELLIS

Running Backs
Second Year at WKU

ON GAMEDAY: Field



JAMARCUS SHEPHARD

Wide Receivers/Special Teams
Fifth Year at WKU

ON GAMEDAY: Field

Head Coach JEFF BROHM

0-0/Second Year
8-5 Overall/Second Year

Jeff Brohm, a native Kentuckian and one of the state's most notable football products, enters his second season as the head football coach at WKU.

A 12-year collegiate coaching veteran with experience in the Big 10, Big East, Conference USA and Sun Belt conferences, Brohm came to The Hill as the offensive coordinator in 2013 where he directed a high-flying, high-scoring offensive attack that shattered 18 single-season school records including total offense, individual passing yards and individual rushing yards.

He obliterated those marks once he was given the controls to direct his version of the offense.

In 2014, the Hilltoppers completed their transformation from a ground-and-pound, run-first program to one of the nation's premiere passing offenses with their ability to move the ball seemingly at will against opponents.

In Brohm's first season, WKU broke 50 school and conference records including the school's single-season and single-game records in total yards (season/game), touchdown passes (season/game), points scored in a season, and a host of others.

The head coach's biggest credit, however, may lie in the right arm of senior quarterback Brandon Doughty, the nation's top passer in 2014. In his first season as a starter, Doughty threw 14 touchdowns to 14 interceptions but improved dramatically with Brohm directing the offense.

Doughty's 49 touchdown passes and 4,830 yards were national-best numbers as he earned Conference USA Most Valuable Player honors and the Sammy Baugh Award, given to the nation's top quarterback. Doughty was even more deadly at home where he finished the year without throwing a single interception to 24 touchdowns - the only QB in the country with more than 60 attempts who can make that claim. To put it into perspective, if Doughty had never played a single road game on the year, he would have still broken WKU's single season touchdown passes record, a record that had stood since 1985 with 22).

Under Brohm, the Hilltoppers won their first bowl at the FBS level, a 49-48 thriller against Central Michigan in the inaugural Popeyes Bahamas Bowl. WKU also recorded consecutive eight-win seasons for the first time since 2003-04.

Brohm's quarterbacks have averaged 3,247 passing yards per season, a mark that would have ranked No. 28 nationally in 2014. Known for his development of signal callers, Brohm spent two years at Illinois before making the move to UAB for the 2012 season. Prior to going to Illinois, Brohm spent the 2009 season as the quarterbacks coach at FAU, where he was reunited with his college coach, Howard Schnellenberger.

Brohm served as the quarterbacks coach at Louisville from 2003-06, assistant head coach and passing game coordinator in 2007, and the assistant head coach and offensive coordinator in 2008. Under Brohm's direction, the Cardinals' passing attack flourished, including a record-breaking season in 2007 with Brohm's younger brother, Brian, as quarterback.

In his first season as an assistant coach at Louisville, Brohm guided quarterback Stefan Lefors to a No. 1 national ranking in passing efficiency and completion percentage, and watched as the southpaw narrowly missed setting NCAA records in both categories.

Brohm began his NFL career in 1994 with the San Diego Chargers, who played in Super Bowl XXIX. He played for the San Francisco 49ers from 1995-97, where he was the backup quarterback to Hall of Famer and ESPN analyst Steve Young in 1997.

From 1998-2000, Brohm played for the Tampa Bay Buccaneers, Denver Broncos and the Cleveland Browns. In 2001, he played in the XFL for the Orlando Rage and was named first team All-XFL as he owned the league's highest QB rating at 99.9.

Brohm was one of four family members to earn a gridiron letter from Louisville. He wrapped up his four-year collegiate career as one of the most prolific offensive players to wear Louisville's jersey. As a three-year starter for the Cards, Brohm ranks among the all-time leaders for passing yards, touchdown passes, completions, total offense and completion percentage.

As a student-athlete at Louisville, Brohm played two seasons of baseball with the Cleveland Indians' organization while playing football for the Cards. Brohm also was named the Kentucky High School Player of the Decade for the 1980s before attending Louisville, where his number was honored in 2006 for his contributions as a Cardinal quarterback.

Brohm received his bachelor's degree in business administration from Louisville in 1994. He and his wife, Jennifer, have a son, Brady, and daughter, Brooke.



The Brohm FILE

Born: April 24, 1971
Hometown: Louisville, Ky.
College: Louisville '94
Wife: Jennifer
Children: Brady and Brooke

Coaching CAREER

2002:	Louisville Fire	Head Coach (AF2)
2003-06:	Louisville	Quarterbacks
2007:	Louisville	Asst HC/Passing Game
2008:	Louisville	Asst HC/OC
2009:	Florida Atlantic	Quarterbacks
2010-11:	Illinois	Quarterbacks
2012:	UAB	OC/Quarterbacks
2013:	WKU	Asst HC/OC
2014-15:	WKU	Head Coach

Brohm by the Numbers ENTERING 2015

3,247 Average passing yards per season by Brohm's quarterbacks

453.9 Average yards from Brohm coached offenses

274 Touchdowns thrown by Brohm coached quarterbacks

63 Completion percentage of Brohm's quarterbacks

38 Touchdowns thrown by Brohm as quarterback of Louisville (1989-93)

34 Average points per game of Brohm's offenses

22 Offensive players coached by Brohm selected in the NFL Draft

6 Bowl appearances as a coach, including one BCS appearance

1 FBS rank of 2004 Louisville offense that averaged 49 points and 539 yards per game

Brohm's OFFENSES

	Starting Quarterbacks						Total Offense		
	Cmp.	Att.	Pct.	Yds.	TD.	INT.	YPG	PPG	Pass YPG
Louisville, 2003	219	357	61.3	3,145	17	10	488.8	34.6	260.7
Louisville, 2004	255	355	71.8	3,415	26	5	539.0	49.8	288.6
Louisville, 2005	246	374	65.7	3,523	24	9	482.1	43.4	293.6
Louisville, 2006	244	383	63.8	3,759	21	7	475.3	37.8	290.0
Louisville, 2007	308	473	65.1	4,024	30	12	488.0	35.2	341.9
Louisville, 2008	221	377	58.6	2,493	16	16	376.7	24.7	212.2
FAU, 2009	254	437	58.1	3,287	26	7	432.1	27.4	279.7
Illinois, 2010	155	264	58.7	1,825	17	8	397.1	32.5	151.0
Illinois, 2011	184	291	63.0	2,110	13	8	355.7	22.6	184.0
UAB, 2012	279	477	58.5	3,706	21	13	419.1	28.2	308.8
WKU, 2013	246	374	65.8	2,857	14	14	458.5	30.8	261.7
WKU, 2014	375	552	67.9	4,830	49	10	534.6	44.4	374.0
WKU, 2015	-	-	-	-	-	-	-	-	-

Totals **2,986 4,714 63.3 38,974 274 119**



Brohm's Coaching INFLUENCES

RECORD BREAKDOWN

	In 2015	Under Brohm
Record	0-0	8-5
Conference USA	0-0	4-4
Non-Conference	0-0	4-1
MAC	0-0	2-0
Big Ten	0-0	0-1
SEC	0-0	0-0
Home	0-0	5-1
Away	0-0	2-4
Day Games	0-0	7-3
Night Games	0-0	1-2
TV Games	0-0	6-4
ESPN Networks	0-0	1-0
CBS SN	0-0	3-0
BTN	0-0	0-1
Fox Networks	0-0	2-1
ASN	0-0	0-2
In the Month of...		
September	0-0	1-2
October	0-0	1-2
November	0-0	4-1
December	0-0	1-0
When Scoring First	0-0	6-1
When Opponent Scores First	0-0	2-4
When Leading after 1st Quarter	0-0	6-2
When Trailing after 1st Quarter	0-0	2-3
When Tied after 1st Quarter	0-0	0-0
When Leading at Half	0-0	6-3
When Trailing at Half	0-0	2-1
When Tied at Half	0-0	0-1
When Leading after 3rd Quarter	0-0	6-3
When Trailing after 3rd Quarter	0-0	1-1
When Tied after 3rd Quarter	0-0	1-1
In Overtime Games	0-0	1-1
Scoring		
Less than 20 points	0-0	0-1
Scoring 20+ points	0-0	8-4
Scoring 30+ points	0-0	8-4
Opponent Scoring		
Less than 20 points	0-0	0-0
Foe Scoring 20+ points	0-0	7-5
Foe Scoring 30+ points	0-0	4-5
Rushing for		
Less than 100 yards	0-0	1-1
More than 100 yards	0-0	7-4
More than 200 yards	0-0	2-0
More than 300 yards	0-0	1-0
Passing for		
Less than 100 yards	0-0	0-0
More than 100 yards	0-0	8-5
More than 200 yards	0-0	7-4
More than 300 yards	0-0	7-4
Total Offense		
Less than 300 Yards	0-0	0-1
More than 300 Yards	0-0	8-4
Allowing		
Less than 100 yards rush	0-0	0-0
More than 100 yards rush	0-0	8-5
More than 200 yards passing	0-0	3-5
More than 300 yards passing	0-0	4-3
Less than 300 yards total off.	0-0	0-0
More than 300 yards total off.	0-0	7-5
Having a 100-yard rusher	0-0	4-3
Opp. has a 100-yard rusher	0-0	5-3
Turnovers		
No turnovers	0-0	4-1
Three or more	0-0	0-2
Forcing no turnovers	0-0	2-1
Forcing three or more turnovers	0-0	2-3

AS A PLAYER

San Diego Chargers (1994)

Bobby Ross
Sylvester Croom
Junior Seau (player)

Washington Redskins (1995)

Cam Cameron
Norv Turner
Russ Grimm

San Francisco 49ers (1995-97)

George Seifert
Pete Carroll
Steve Mariucci
Jay Gruden
Marty Mornhingweg
Steve Young
Jerry Rice
Terrell Owens
Rod Woodson

AS A COACH

Louisville (Player 1989-93, Asst. Coach 2003-08)

Howard Schnellenberger
Bobby Petrino
Danny Hope
Paul Petrino
Greg Nord
Mike Cassity
Ken Delgado
Mike Summers
Ron English

Tampa Bay Buccaneers (1998)

Tony Dungy
Herm Edwards
Monte Kiffin
Rod Marinelli
Mike Shula
Lovie Smith
Trent Dilfer
Warren Sapp
Derrick Brooks

Denver Broncos (1999)

Mike Shanahan
Gary Kubiak

Cleveland Browns (2000)

Romeo Crennel
Tony Sparano

Illinois (Quarterbacks Coach 2010-11)

Ron Zook
Dan Disch

INDIVIDUAL GAME HIGHS

Rushes	33	Allen, Leon vs Army (Nov 15, 2014)
		Allen, Leon at Marshall (Nov 28, 2014)
Yards Rushing	345	Allen, Leon vs Army (Nov 15, 2014)
TD Rushes	3	Wales, Anthony vs UAB (Oct. 4, 2014)
		Allen, Leon vs Army (Nov 15, 2014)
Long Rush	80	Allen, Leon vs Army (Nov 15, 2014)
Pass attempts	66	Doughty, B. at Middle Tennessee (Sep 13, 2014)
Pass completions	46	Doughty, B. vs Bowling Green (Aug 29, 2014)
Yards Passing	593	Doughty, B. at Middle Tennessee (Sep 13, 2014)
TD Passes	8	Doughty, B. at Marshall (Nov 28, 2014)
Long Pass	75	Doughty, B. at Marshall (Nov 28, 2014)
Receptions	12	Taylor, Taywan vs Bowling Green (Aug 29, 2014)
Yards Receiving	185	Taylor, Taywan vs Bowling Green (Aug 29, 2014)
TD Receptions	3	Higbee, Tyler at Marshall (Nov 28, 2014)
Long Reception	75	Taylor, Taywan at Marshall (Nov 28, 2014)
Field Goals	4	Schwettman, G. at MT (Sep 13, 2014)
Long Field Goal	42	Schwettman, G. at FAU (Oct 18, 2014)
Punts	8	Occhipiniti, J. at Louisiana Tech (Nov 01, 2014)
Punting Avg	53.0	Occhipiniti, J. vs Bowling Green (Aug 29, 2014)
Long Punt	55	Occhipiniti, J. vs Bowling Green (Aug 29, 2014)
Punts inside 20	2	Occhipiniti, J. vs UTEP (Nov 08, 2014)
		Occhipiniti, J. at Marshall (Nov 28, 2014)
Long Punt Return	22	Towner, Kylan at FAU (Oct 18, 2014)
Long Kickoff Return	94	Towner, Kylan vs Old Dominion (Oct 25, 2014)
Tackles	15	Randall, Daqual vs UAB (Oct. 4, 2014)
Sacks	2.0	Reeves, Tanner vs Bowling Green (Aug 29, 2014)
		Rocker, Gavin vs UTSA (Nov 22, 2014)
		Overstreet, D. vs Central Michigan (Dec 24, 2014)
Tackles For Loss	2.5	Rocker, Gavin vs UTSA (Nov 22, 2014)
		Overstreet, D. vs Central Michigan (Dec 24, 2014)
Interceptions	3	Leston, Branden at Marshall (Nov 28, 2014)

Brohm's SUPERLATIVES

TEAM GAME HIGHS

Rushes	45	vs Old Dominion (Oct 25, 2014)
Yards Rushing	383	vs Army (Nov 15, 2014)
Yards Per Rush	9.3	vs Army (Nov 15, 2014)
TD Rushes	4	vs Army (Nov 15, 2014)
Pass attempts	66	at Middle Tennessee (Sep 13, 2014)
Pass completions	46	vs Bowling Green (Aug 29, 2014)
Yards Passing	593	at Middle Tennessee (Sep 13, 2014)
Yards Per Pass	14.3	vs Old Dominion (Oct 25, 2014)
TD Passes	8	at Marshall (Nov 28, 2014)
Total Plays	102	at Middle Tennessee (Sep 13, 2014)
Total Offense	738	at Marshall (Nov 28, 2014)
Yards Per Play	8.7	vs Central Michigan (Dec 24, 2014)
Points	67	at Marshall (Nov 28, 2014)
Sacks By	4	at Navy (Sep 27, 2014)
		vs Central Michigan (Dec 24, 2014)
First Downs	40	vs Bowling Green (Aug 29, 2014)
Penalties	10	at Middle Tennessee (Sep 13, 2014)
Penalty Yards	105	vs Central Michigan (Dec 24, 2014)
Turnovers	5	at Louisiana Tech (Nov 01, 2014)
Interceptions By	4	at Marshall (Nov 28, 2014)
Punts	8	at Louisiana Tech (Nov 01, 2014)
Punting Avg	53.0	vs Bowling Green (Aug 29, 2014)
Long Punt	55	vs Bowling Green (Aug 29, 2014)
Punts inside 20	2	vs UTEP (Nov 08, 2014)
		at Marshall (Nov 28, 2014)
Long Punt Return	22	at FAU (Oct 18, 2014)

Preseason RECOGNITION

QB BRANDON DOUGHTY

All-Conference Teams:

Offensive Player of the Year, C-USA
First-Team (C-USA, Phil Steele, Athlon)

National Watch Lists:

Maxwell Award
Davey O'Brien Award
Walter Camp Award
Manning Award
Unitas Golden Arm
Senior Bowl

Media Lists:

"Best Kept Secret" Herbie Award
Kirk Herbstreit, ESPN
Top Heisman Candidate from G5 School
Bleacher Report
Top Contender for College Football Triple Crown
NFL.com
One of CFB's Most Indispensable Players
Bleacher Report
Top 25 Quarterbacks for 2015
Sporting News
Ninth-best QB-WR Duos in 2015 (Jared Dangerfield)
Bleacher Report
Top 25 Most Intriguing Quarterbacks (No. 24)
Pat Forde, Yahoo Sports

RB LEON ALLEN

All-Conference Teams:

First Team (C-USA)
All-C-USA Second Team (Phil Steele, Athlon)

National Watch Lists:

Doak Walker Award
Senior Bowl

WR TAYWAN TAYLOR

All-Conference Teams:

Second team (Phil Steele, Athlon)

National Watch Lists:

Biletnikoff Award

Media Lists:

Top WR Duos in College Football (Jared Dangerfield)
Bleacher Report

WR JARED DANGERFIELD

All-Conference Teams:

First Team (C-USA, Phil Steele, Athlon)

National Watch Lists:

Biletnikoff Award

Media Lists:

Top WR Duos in College Football (Taywan Taylor)
Bleacher Report

TE TYLER HIGBEE

All-Conference Teams:

Second Team (C-USA, Phil Steele, Athlon)

National Watch Lists:

Mackey Award

C MAX HALPIN

National Watch Lists:

Rimington Award

OT FORREST LAMP

All-Conference Teams:

First Team (Phil Steele, Athlon)

National Watch Lists:

Rotary Lombardi Award

LB NICK HOLT

All-Conference Teams:

First Team (Phil Steele, Athlon)

National Watch Lists:

Rotary Lombardi Award

AP TOP 25

Rk.	Team	Pts..
1	Ohio State (61)	1,525
2	TCU	1,428
3	Alabama	1,322
4	Baylor	1,263
5	Michigan State	1,256
6	Auburn	1,192
7	Oregon	1,156
8	Southern California	1,085
9	Georgia	991
10	Florida State	959
11	Notre Dame	873
12	Clemson	862
13	UCLA	698
14	LSU	675
15	Arizona State	605
16	Georgia Tech	588
17	Mississippi	563
18	Arkansas	410
19	Oklahoma	394
20	Wisconsin	393
21	Stanford	347
22	Arizona	311
23	Boise State	240
24	Missouri	219
25	Tennessee	114

Others Receiving Votes: Mississippi State 100, Texas A&M 61, Oklahoma State 46, Virginia Tech 42, Utah 36, Penn State 20, Louisville 12, Cincinnati 8, Nebraska 6, Kansas State 5, Florida 4, NC State 4, Texas 3, Michigan 2, BYU 2, Northern Illinois 2, **WKU 1**, California 1, West Virginia 1.

USA TODAY COACHES POLL

Rk.	Team	Pts..
1	Ohio State (62)	1,598
2	TCU (1)	1,487
3	Alabama (1)	1,452
4	Baylor	1,365
5	Oregon	1,260
6	Michigan State	1,230
7	Auburn	1,103
8	Florida State	1,057
9	Georgia	1,026
10	Southern California	1,014
11	Notre Dame	883
12	Clemson	838
13	LSU	727
14	UCLA	697
15	Mississippi	668
16	Arizona State	577
17	Georgia Tech	573
18	Wisconsin	470
19	Oklahoma	407
20	Arkansas	377
21	Stanford	365
22	Arizona	299
23	Missouri	229
24	Boise State	190
25	Tennessee	166

Others Receiving Votes: Mississippi State 164, Texas A&M 149, Oklahoma State 89, Virginia Tech 70, Utah 40, Kansas State 37, Louisville 27, Nebraska 27, Minnesota 25, Penn State 20, South Carolina 18, Miami (Fla.) 16, Texas 8, Illinois 7, Duke 6, Air Force 5, Louisiana Tech 5, Marshall 4, Utah State 4, West Virginia 3, NC State 3, BYU 3, Florida 2, Georgia Southern 2, North Carolina 2, Maryland 1, Michigan 1, Kentucky 1, UCF 1, Cincinnati 1, Washington 1.

RECORDS BROKEN IN 2014

TEAM RECORDS (25)

Total yards, Season	6,950
Total yards, Game	738 at Marshall
Total yards per Game	534.6
Total plays, Game	102 at Middle Tennessee
Points scored, Season	577
Points scored per Game	44.4
Points scored, First Quarter	172
Points scored, Second Quarter	180
Points scored, First Half	352
Touchdowns scored, Season	76
First downs, Season	351
First downs passing, Season	216
First downs, Game	40 vs. Bowling Green
First downs passing, Game	29 vs. Bowling Green
Passing Yards, Season	4,866
Passing Yards per Game	374.3
Passing Yards, Game	593 at Middle Tennessee
Pass Attempts, Season	557
Pass Completions, Season	378
Pass Completions per Game	29.1
Pass Completions, Game	46 vs. Bowling Green
Completion Percentage, Season	67.9
Completion Percentage, Game	88.5 vs. ODU
Touchdown Passes, Season	49
Touchdown Passes, Game	8 at Marshall

INDIVIDUAL RECORDS (25)

Pass attempts, Season	552, Brandon Doughty
Pass attempts, Game	66, Brandon Doughty at MT
Pass completions, Season	375, Brandon Doughty
Pass completions, Game	46, Brandon Doughty vs. BG
Passing yards, Season	4,830, Brandon Doughty
Passing yards, Game	^ 593, Brandon Doughty at MT
Completion pct., Season	67.9, Brandon Doughty
Completion pct., Game	88.5, Brandon Doughty vs. ODU
TD passes, Career	63, Brandon Doughty
TD passes, Season	^ 49, Brandon Doughty
TD passes, Game	8, Brandon Doughty at Marshall
TD passes, Half	^ 6, Brandon Doughty at Marshall
Rushing yards, Game	^ 345, Leon Allen vs. Army
Receptions, Career	171, Willie McNeal
Receptions, Season	69, Jared Dangerfield
Total plays, Season	591, Brandon Doughty
Total offense, Season	4,778, Brandon Doughty
PATs made, Season	70, Garrett Schwettman
PATs made, Game	9, Garrett Schwettman vs. ODU (Tied)
Points scored, Season	118, Garrett Schwettman
Long INT Return, Game	96, Juwan Gardner vs. ODU

^ - denotes Conference USA record

CONFERENCE USA STANDINGS

EAST

	Overall	C-USA
Charlotte	0-0	0-0
FIU	0-0	0-0
Florida Atlantic	0-0	0-0
Marshall	0-0	0-0
Middle Tennessee	0-0	0-0
Old Dominion	0-0	0-0
WKU	0-0	0-0

WEST

	Overall	C-USA
LA Tech	0-0	0-0
North Texas	0-0	0-0
Rice	0-0	0-0
Southern Miss	0-0	0-0
UTEP	0-0	0-0
UTSA	0-0	0-0

UPCOMING GAMES

Friday, Sept. 4

Charlotte at Georgia St. (ESPN U)2:30 p.m. CT

Saturday, Sept. 5

ODU at Eastern Michigan (ESPN 3)2:00 p.m. CT

FAU at Tulsa (CBSSN)2:30 p.m. CT

UTEP at Arkansas (ESPN U)2:30 p.m. CT

Wagner at Rice (ASN)2:30 p.m. CT

Jackson State at Middle Tennessee6 p.m. CT

Southern at Louisiana Tech (ASN)6 p.m. CT

Mississippi State at Southern Miss (FS1)9 p.m. CT

Sunday, Sept. 6

Purdue at Marshall (FS1)2 p.m. CT

C-USA PLAYER OF THE WEEK

Sept. 7 O: D: S:	Oct. 19 (Week 7) O: D: S:
Sept. 14 O: D: S:	Oct. 26 (Week 8) O: D: S:
Sept. 21 O: D: S:	Nov. 2 (Week 9) O: D: S:
Sept. 28 O: D: S:	Nov. 9 (Week 10) O: D: S:
Oct. 5 O: D: S:	Nov. 16 (Week 11) O: D: S:
Oct. 12 O: D: S:	Nov. 23 (Week 12) O: D: S:

2015 TEAM CAPTAINS

WKU's season-long team captains are voted on by the team at the first team meeting of the fall. On offense, **QB Brandon Doughty**, **OL Forrest Lamp** and **TE Tyler Higbee**. On defense, **DB Wonderful Terry**, **LB Nick Holt** and **DL Gavin Rocker**. Doughty is a three-year captain while Rocker is a two-year captain.

4,500 AND 1,500 FOR THE FIRST TIME

WKU became the first team in FBS history to tally a 4,500-yard passer and 1,500-yard rusher in the same season when Brandon Doughty and Leon Allen paired up to combined for 6,372 yards, the most by a running back-quarterback combination in FBS history.

TOP 3 COMBINED YARDAGE DUOS

2003 Oregon State

Steven Jackson	1,547 rushing
Derek Anderson	4,058 passing
5,605 combined	

2011 Baylor

Terrance Ganaway	1,547 rushing
Robert Griffin III	4,293 passing
5,840 combined	

2014 WKU

Leon Allen	1,542 rushing
Brandon Doughty	4,830 passing
6,372 combined	

QUICK STARTS

Since shifting to a high-flying offense to start the 2013 season, WKU has proven to be potent on their opening drive. In the past two seasons, WKU has opened with a score on 17 occasions including 14 touchdowns over 25 games.

Additionally, in his two seasons at the helm, Brandon Doughty is 61-of-72 (84.7) for 727 yards and eight touchdowns on opening drives, including a perfect 7-of-7 and 6-of-6 drives against BGSU and UAB, respectively, in 2014.

OPENING DRIVES SINCE 2013

2013					2014					2015				
Opp.	Plays	Dis.	Result		Opp.	Plays	Dis.	Result		Opp.	Plays	Dis.	Result	
UK	9	75 yds	Simpson 3 run		BGSU	10	83 yds	Allen 2 run		VU	-	-		
UT	14	55 yds	Schwettman 37 kick		ILL	8	16 yds	Punt/Fumble		LT	-	-		
USA	5	79 yds	Doughty 16 pass to Higbee		MT	7	32 yds	Punt		IU	-	-		
MSU	1	65 yds	Andrews 65 run		Navy	9	63 yds	Schwettman 37 kick		MU	-	-		
Navy	3	4 yds	Punt		UAB	8	72 yds	Doughty 15 pass to Taylor		Rice	-	-		
ULM	6	75 yds	Doughty 33 pass to McNeal		FAU	5	75 yds	Doughty 50 pass to Taylor		MT	-	-		
ULL	7	75 yds	Doughty 14 pass to Henry		ODU	8	73 yds	Allen 1 run		NT	-	-		
Troy	11	55 yds	Schwettman 29 kick		LT	4	57 yds	Interception		LSU	-	-		
GSU	12	40 yds	Simpson 2 run		UTEP	4	24 yds	Punt		ODU	-	-		
Army	3	-1 yd	Punt		Army	3	3 yds	Punt		FAU	-	-		
TXST	3	7 yds	Punt		UTSA	5	74 yds	Doughty 54 pass to Allen		FIU	-	-		
ASU	3	35 yds	Simpson 2 run		MAR	9	62 yds	Doughty 11 pass to Higbee		MAR	-	-		
					CMU	11	75 yds	Doughty 14 pass to Dangerfield						

WKU ON THURSDAY

The Hilltoppers have played on Thursday 35 times since 1914 and have opened the season on a Thursday night on 11 occasions, all since 1993 (noted with a *). WKU is 24-9-2 all-time on Thursday and 8-3 when the game also serves as the season opener. In those 11 games, four have been on the road where the Tops are 2-2.

Date	Opponent	Result	Date	Opponent	Result	Date	Opponent	Result
Nov. 26, 1914	vs. Eastern Kentucky	W, 18-0	Nov. 28, 1935	vs. Tampa	W, 18-0	Aug. 30, 2001*	at Western Illinois	L, 13-17
Nov. 25, 1915	vs. Eastern Kentucky	W, 20-0	Nov. 20, 1941	vs. Murray State	T, 0-0	Aug. 28, 2003*	vs. Union (Ky.)	W, 51-3
Nov. 4, 1920	vs. Morton Elliott	L, 0-13	Nov. 25, 1948	vs. Murray State	L, 7-34	Sept. 1, 2005*	vs. West Virginia Tech	W, 63-3
Nov. 24, 1921	vs. So. Presbyterian	W, 12-0	Oct. 29, 1992	vs. Southern Illinois	W, 41-39	Oct. 27, 2005	vs. Southern Illinois	L, 20-31
Nov. 30, 1922	vs. So. Presbyterian	W, 21-0	Sept. 2, 1993*	vs. Eastern Kentucky	W, 15-10	Sept. 20, 2007	at Middle Tennessee	W, 20-17
Nov. 27, 1924	vs. Bethel (Ky.)	W, 73-0	Sept. 1, 1994*	vs. Eastern Kentucky	W, 24-21	Dec. 3, 2009	vs. Arkansas State	L, 20-24
Nov. 24, 1927	vs. Eastern Kentucky	W, 12-0	Sept. 8, 1994	vs. Murray State	W, 39-13	Sept. 1, 2011*	vs. Kentucky	L, 3-14
Nov. 28, 1929	vs. Eastern Kentucky	W, 36-0	Aug. 31, 1995*	vs. Murray State	L, 14-35	Oct. 6, 2011	at Middle Tennessee	W, 36-33 (2OT)
Nov. 27, 1930	vs. Western Michigan	T, 0-0	Aug. 29, 1996*	vs. Kentucky Wesleyan	W, 66-0	Oct. 11, 2012	at Troy	W, 31-26
Oct. 29, 1931	vs. Union (Ky.)	W, 12-0	Aug. 28, 1997*	at Tennessee-Martin	W, 42-0	Nov. 1, 2012	vs. Middle Tennessee	L, 29-34
Nov. 30, 1933	vs. Transylvania	W, 48-6	Sept. 3, 1998*	vs. Tennessee-Martin	W, 49-7	Oct. 3, 2013	at ULM	W, 31-10
Nov. 29, 1934	at Western Michigan	L, 6-7	Sept. 2, 1999*	at Tennessee-Martin	W, 34-10	Sept. 3, 2015	at Vanderbilt	-

AREA CONNECTIONS - NASHVILLE

Given the proximity between the two campuses, it's no surprise that the Hilltopper roster features multiple players from the mid-Tennessee area. In fact, every player from Tennessee on WKU's roster is from the Nashville area. Those players include: **D'Andre Ferby** (Ensworth), **Parker Howell** (CPA), **Prince Charles Iworah** (Father Ryan), **Quin Jernighan** (LaVergne) and **Joseph Occhipinti** (Hillsboro).

Notebook - TEAM

TOUGH OUT OF CONFERENCE

After going 0-12 against non-conference foes in their first three years as an FBS team, WKU has turned it around and has been on a hot streak against teams from outside their conference.

Since 2012, the Hilltoppers are 13-4 against non-conference opponents, including three straight, with their only losses coming at Illinois (2014), at Tennessee (2013), at Alabama and vs. Central Michigan in the bowl game (2012).

OUT-OF-CONFERENCE WINS SINCE 2012

2012			2013			2014		
Date	Opponent	Score	Date	Opponent	Score	Date	Opponent	Score
Sept. 1	Austin Peay	49-10	Aug. 31	vs. Kentucky	35-26	Aug. 29	Bowling Green	59-31
Sept. 15	at Kentucky	32-31 (OT)	Sept. 21	Morgan State	58-17	Sept. 27	at Navy	36-27
Sept. 22	Southern Miss	42-17	Sept. 28	Navy	19-7	Nov. 15	Army	52-24
			Nov. 9	at Army	21-17	Dec. 24	vs. Central Michigan	49-48

BOWLING IS THE NEW STANDARD

Just six completed years into their transition into the FBS, the Hilltoppers are just about ready to shed the label of a newcomer to the FBS.

Of the 27 teams to transition to the FBS since 1987, only eight have reached their second bowl game within that six year window. WKU joins Marshall, Boise State, Idaho, Nevada, South Florida, Troy, and FAU in that very exclusive group.

EXPERIENCED TEAM + EXPERIENCED COACHING STAFF

Contrary to the youth of the 2014 team, the 2015 Hilltoppers return nearly 73-percent of their letterwinners, 87-percent of their total yards, and 73-percent of their total tackles, marks that have the Tops as the No. 16 most experienced team in the country heading into 2015, according to Phil Steele.

To go along with an experienced team in 2015, head coach Jeff Brohm's staff is also the most experienced coaching staff in Conference USA, combining for 206 years of collegiate coaching experience. North Texas is next on the list with 183 years.

CONFERENCE USA COACHING STAFF EXPERIENCE

Team	Head Coach	Years of Exp.
1. WKU	Jeff Brohm	206
2. North Texas	Dan McCarney	183
3. Middle Tennessee	Rick Stockstill	182

NOTE EXPANDED

The most veteran coach on WKU's staff?
Mike Cassity (1979) - 36 years.

PRESEASON PROJECTIONS

Every year, college football prognosticators throw darts at the board and rank teams across college football. Below are a collection of some of those on WKU this offseason.

PUBLICATION	NATIONAL	C-USA EAST	PUBLICATION	NATIONAL	C-USA EAST
Orlando Sentinel	32	1st	College Sports Madness	55	1st
College Football Poll	33	1st	Athlon Sports	69	1st
Cap Heresey	36	1st	CFN/Scout	74	1st
USA Today	37	1st	Conference USA Media	-	1st
CBSSports.com	46	1st	ESPN	59	2nd
SBNation	51	1st	Phil Steele	67	2nd
			CompughterRankings.com	70	2nd

GROUP OF FIVE? MORE LIKE GROUP OF EIGHT

WKU is one of eight "Group of Five" programs and one of just 32 teams in the FBS to win seven or more games in four consecutive seasons - the longest active streak in Conference USA.

Since the 2011 season, these G5 teams have also had four-straight seven-plus win seasons, in order by total number of wins: Northern Illinois (46), Boise State (43), Cincinnati (38), Louisiana-Lafayette (36), Arkansas State (35), Toledo (34), and San Diego State (32).

TEAM	2011	2012	2013	2014
WKU	7-5	7-6	8-4	8-5
Cincinnati	10-3	10-3	9-4	9-4
Northern Illinois	11-3	12-2	12-2	11-3
Toledo	9-4	9-4	7-5	9-4
Boise State	12-1	11-2	8-5	12-2
San Diego State	8-5	9-4	8-5	7-6
Arkansas State	10-3	10-3	8-5	7-6
Louisiana-Lafayette	9-4	9-4	9-4	9-4

NOTE EXPANDED

Other win totals since 2011 across C-USA include:

Marshall - 35	Rice - 29
WKU - 30	Middle Tennessee - 24
LA Tech - 30	North Texas - 22

QUICK HITS

- WKU has held a lead in all but one game that Jeff Brohm has been on the WKU sideline, either as the head coach or assistant coach. (24 of 25)
- WKU has also held a lead in 28-of-29 games and in all but three games of the last three seasons. (35-of-38)
- WKU's five-game winning streak is the sixth-longest in the FBS, trailing Appalachian State (6), Memphis (7), TCU (8), Boise State (9) and Ohio State (13).
- WKU is the first FBS team to have a 2,000-yard all-purpose player in four consecutive seasons when Leon Allen tallied 2,018 yards last season.
- Of the eight wins in 2014, six of them came over bowl-eligible opponents, a program record. Prior to that, WKU's high-water mark was four in 2013. In their first four seasons as a member of the FBS, the Hilltoppers beat just a combined three bowl-eligible teams.
- Leon Allen's 345 yards against Army in 2014 were briefly the single-game season high for the FBS. Wisconsin's Melvin Gordon rushed for 408 later that day.
- The Hilltoppers have players on 10 of the major national award watch lists entering this season, a program record.
- According to Phil Steele, WKU's 86.8-percent of yards returning is No. 20 nationally and second in C-USA to only Charlotte (92 percent).
- WKU has closed consecutive regular seasons with four-game winning streaks and only defending national champion Florida State and Big 10 division champions Ohio State and Wisconsin have won more games in November over the past two seasons than WKU's eight.
- In the first game on Feix Field following the passing of legendary player and head coach Jimmy Feix, WKU scored 66 points in a victory over Old Dominion. Feix's No. 66 remains one of four retired jerseys for WKU.
- Of the eight rookie head coaches to be hired in 2014, Jeff Brohm was the only one to lead his team to a bowl victory.
- Wonderful Terry was the only defensive back with multiple interceptions last season to return them all for touchdowns. Terry was the first WKU player with three defensive scores in a season since Bobby Sippio had three touchdowns in 2000.

2014 PLAYER HONORS

Below are the weekly and yearly honors in 2014 for returning Hilltoppers.

Leon Allen, RB

All-Conference USA Second Team
 All-Conference USA Second Team, Phil Steele
 C-USA Offensive Player of the Week (12)
 ESPN Helmet Sticker (12)
 Capital One Impact Performer (12)

Jared Dangerfield, WR

All-Conference USA Second Team
 All-Conference USA Second Team, Phil Steele

Brandon Doughty, QB

2014 Conference USA Most Valuable Player
 2014 Sammy Baugh Award Winner
 Bahamas Bowl Offensive Player of the Game
 All-Bowl Team, CBSSports.com
 All-Bowl Team, NFL.com
 All-Conference USA Second Team
 All-Conference USA Second Team, Phil Steele
 Senior Bowl Offensive Player of the Week (1)
 Manning Award Star of the Week (1) (9) (11) (14)
 C-USA Offensive POW (1) (3) (11) (14)
 College GameDay Performance of the Week (1)
 CFP National Performer of the Week (1)
 Athlon Sports C-USA Player of the Week (1) (5)
 CFP Quarterback of the Week (1)
 CFP C-USA Offensive Player of the Week (5)
 Midseason All-Conference USA - Phil Steele

Nolan Dowling, LS

All-Conference USA Honorable Mention

Juwan Gardner, DB

CFPA National DB of the Week - HM (9)

Tyler Higbee, TE

CFPA National Tight End of the Week - HM (14)

Nick Holt, LB

All-Conference USA Honorable Mention
 All-Conference USA Second Team, Phil Steele
 Midseason All-Conference USA - Phil Steele

Forrest Lamp, OL

All-Conference USA Honorable Mention
 All-Conference USA Third Team, Phil Steele
 Midseason All-Conference USA - Phil Steele

Branden Leston, DB

CFPA National Defensive Player of the Week (14)

Derik Overstreet, DL

Conference USA All-Freshman Team, DL
 Bahamas Bowl Defensive Player of the Game

Brandon Ray, OL

Freshman All-American, FWAA

Garrett Schwettman, K

All-Conference USA Honorable Mention
 Lou Groza Star of the Week (5)
 CFPA Honorable Mention Specialist (5)

Taywan Taylor, WR

All-Conference USA Honorable Mention
 All-Conference USA Third Team, Phil Steele
 Midseason All-Conference USA - Phil Steele

Wonderful Terry, DB

All-Conference USA Second Team
 C-USA Defensive Player of the Week (2) (11)
 CFPA Honorable Mention (2) (11)

Kylen Towner, WR

Conference USA All-Freshman Team, PR
 CFPA National KR of the Week (9)

HITTING 1,500 AND BEYOND

WKU has had a running back reach the 1,500 yard mark in each of the last five seasons, becoming just the second program in NCAA history to have a 1,500-yard rusher in five consecutive seasons. Northern Illinois has a runner go for 1,500 from 2002 to 2006. Oregon (2009-12) and USC (1978-81) each had four consecutive seasons with a 1,500 yard rusher.

WKU (2010-14)

Player (Year)	Yards
Bobby Rainey (2010)	1,649
Bobby Rainey (2011)	1,695
Antonio Andrews (2012)	1,728
Antonio Andrews (2013)	1,730
Leon Allen (2014)	1,542

NIU (2002-06)

Player (Year)	Yards
Michael Turner (2002)	1,915
Michael Turner (2003)	1,648
Garrett Wolfe (2004)	1,656
Garrett Wolfe (2005)	1,580
Garrett Wolfe (2006)	1,928

GROUND AND POUND

Dating back to 2010, WKU has had a 100-yard rusher in 47 of 62 games (75.8 percent), even with a shift to a high-flying passing attack.

Bobby Rainey rushed for 100-yards or more in nine of 12 games in 2010 and 10 of 12 in 2011. Antonio Andrews picked up in 2012 with 10 of 13 games and 11 of 12 in 2013. Leon Allen contributed six 100-yard performances in 2014 while Ace Wales tallied over 100 yards on the ground against UAB.

DON'T DOUBT DOUGHTY

In his first season as the starter, WKU quarterback Brandon Doughty lit up the Hilltopper record books and was the only quarterback in the country to lead multiple game-winning drives of 80 yards or longer during the 2013 season.

Both of those game-winning drives came in two of the last three weeks of the season against Army and Arkansas State. Trailing Army 17-14 with 4:16 left in West Point, Doughty completed 5-of-6 passes for 73 yards in leading WKU down the field for the go-ahead touchdown with 32 seconds remaining.

The Hilltoppers trailed Arkansas State 31-27 with 5:30 remaining in their season finale, but Doughty again delivered in the clutch, marching WKU 99 yards in 16 plays before throwing the game-winning touchdown pass to Willie McNeal with 10 seconds remaining.

SPREADING IT AROUND

The WKU passing attack spread the wealth in 2014 and had at least eight different players catch a ball in 11 of 13 games, with a season-high 11 players catching at least one pass in the bowl game. Against Illinois, Middle Tennessee and UTSA, 10 Hilltoppers caught a pass while nine caught balls against BGSU and UAB.

TAKE YOUR PICK IN 2014

WKU found the strength in their passing game relied on their depth at the receiver position, forcing opposing defenses to defend each pass catcher - receivers and tight ends - with equal concern instead of keying on just one.

The Hilltoppers had a different leading receiver in seven games in 2014 and were one of just two teams in the nation with six players with 30 or more catches (Washington State)

DOWNFIELD BLOCKING

While WKU's offensive attack begins and ends with triggerman Brandon Doughty, over a third of WKU's passing yardage total come **AFTER** the catch, a credit to the importance of downfield blocking.

YAC TOTALS FOR 2014

Opponent	YAC (Pct. of Total)
Bowling Green	272 (48.3)
Illinois	94 (31.6)
Middle Tennessee	175 (29.5)
Navy	152 (39.3)
UAB	102 (31.4)
Florida Atlantic	95 (28.4)
Old Dominion	160 (43.1)
LA Tech	71 (48.9)
UTEP	125 (38.6)
Army	56 (31.4)
UTSA	122 (35.6)
Marshall	140 (28.5)
Central Michigan	155 (31.8)
TOTAL	1,717 (35.5)

YAC TOTALS FOR 2015

Opponent	YAC (Pct. of Total)
Vanderbilt	-
LA Tech	-
Indiana	-
Miami (Ohio)	-
Rice	-
Middle Tennessee	-
North Texas	-
LSU	-
Old Dominion	-
Florida Atlantic	-
FIU	-
Marshall	-
TOTAL	-

Notebook - PLAYERS

TAKE IT TO THE HOUSE

WKU's Red Zone defense ranked No. 17 nationally last season and they had a knack for the big play with their backs to their own end zone.

The Hilltoppers were the only team in the country with four defensive touchdowns of 80 yards or more. In fact, the four plays were WKU's longest plays of the year. Wonderful Terry was also one of three players in the country with three or more defensive touchdowns (Richard Leonard, FIU/Shaq Thompson, Washington).

In all, WKU had five defensive touchdowns on the year, the most since registering five in 2007, and the third-most nationally in 2014.

Player/Game	Play
Juwan Gardner vs. ODU	96 yd INT Return
Wonderful Terry vs. Illinois	95 yd Fumble Return
Wonderful Terry vs. UTEP	90 yd INT Return
Ricardo Singh vs. UAB	85 yd INT Return
Wonderful Terry vs. Navy	43 yd INT Return

NOTE EXPANDED

Wonderful Terry converted all three defensive turnovers he got his hands on into touchdowns.

ALL-PURPOSE UNIVERSITY

WKU could be APU, for All-Purpose University, as the Hilltoppers have had an individual go for 100 or more APY in 55 of its last 57 games, dating back to Oct. 9, 2010 against FIU. WKU was held without a player getting 100 APY for the first time since that game at FAU on Oct. 18, 2014.

WKU is one of just five programs with five or more 2,000 yard all-purpose players in their school's history.

Six: Utah State

Five: Toledo, Tulsa, Northern Illinois, WKU

NEED TO KNOW RULE CHANGES

1. Crew of Eight Officials: The eighth official, the center judge (with the letter "C" on the uniform), is positioned in the offensive backfield opposite the referee.

2. Non-Standard Overbuilt Facemasks Are Illegal: This is a facemask characterized by greater weight and closer spacing between the bars. Use of the facemask is a safety issue as opponents can easily get their fingers caught in the tight space.

3. Illegal Equipment: Player is Out for One Play: Up until now, if the officials noticed that a player was wearing illegal equipment, the team was charged one of its three timeouts. The new rule is that the player must leave the game for at least one play and may not return until the equipment is made legal. His team may burn a timeout to keep him from missing a down, but the equipment must be corrected before he is allowed to play.

4. Pregame Warm-Ups: Teams Guaranteed Access to the Field: By the new rule, the teams are now guaranteed that they may remain on the field for pregame warm-ups until at least 22 minutes before the opening kickoff. The committee was concerned that teams were being forced to leave the field early because of other pregame activities, and thus were having to spend too much time in the locker room before the kickoff.

5. Resetting the Play Clock When the Ball is Not Ready for Play: When the play clock begins its count from 40 seconds, on rare occasions the officials will have difficulty getting a new ball from the sidelines. In such a case after some period of time, the referee will stop the game clock and signal for the play clock to be reset to 25 seconds.

6. Helmet off Defensive Player: Play Clock Set to 40 Seconds: When a player's helmet comes off, the game clock is stopped, and the player must leave the game for one play. Now the play clock is set to 40 seconds when a defensive player loses his helmet, and still to 25 seconds when it is a player on offense.

7. Pushing or Pulling an Opponent off the Pile: Unsportsmanlike Conduct: Starting in 2015, if a player forcibly pulls or pushes an opponent off the pile, he is to be charged with unsportsmanlike conduct. Here's why this is important: if a player is flagged for unsportsmanlike conduct twice in the game, he is automatically disqualified after the second offense.

8. Sideline Warning Returns: For a long time, the first infraction led to a sideline warning, with no yardage penalty. After a few years the rule was changed to assess a five-yard penalty for the first offense. Now, we are returning to the warning for the first infraction. No yardage penalty will result until the second offense.

9. Instant Replay: Blocking During an On-Side Kick May Be Reviewed: A rule that is not so well known is that the kicking team may not block until they are eligible to touch the ball. Starting in 2015, replay may also review whether the kicking team blocks before being eligible to touch the ball; if they do, it is a foul.

START CHART

OFFENSE

Player	2015	Streak	Career
Leon Allen, RB	-	5	12
Jared Dangerfield, WR	-	13	13
Brandon Doughty, QB	-	17	24
Nelson Fishback, QB	-	-	1
Tim Gorski, TE	-	-	14
Antwane Grant, WR	-	-	6
Max Halpin, OL	-	-	10
Tyler Higbee, TE	-	-	8
Forrest Lamp, OL	-	25	25
Nicholas Norris, WR	-	-	5
Brandon Ray, OL	-	13	13
Taywan Taylor, WR	-	4	14
Anthony Wales	-	-	2
Darrell Williams, OL	-	10	13

DEFENSE

Player	2015	Streak	Career
Dejon Brown, LB	-	5	11
Ge'Monee Brown, DL	-	-	3
Forrest Coleman, DB	-	-	2
Devante Duclos, LB	-	-	1
Nick Holt, LB	-	13	13
Prince Charles Iworah, DB	-	13	13
Branden Leston, DB	-	5	7
Derik Overstreet	-	7	7
Tanner Reeves, DL	-	-	3
Kalvin Robinson, DL	-	-	2
Gavin Rocker, DL	-	17	25
Bryan Shorter, DL	-	7	16
Devante Terrell, DL	-	4	17
Marcus Ward, DB	-	7	15

SPECIAL TEAMS

Player	2015	Streak	Career
Nolan Dowling, LS	-	25	24
Joseph Occhipinti, P	-	13	14
Garrett Schwettman, K	-	36	36

NFL HILLTOPPERS

WKU has six former Hilltoppers currently in NFL programs.

Player	Team
Antonio Andrews, RB	Tennessee Titans
Jonathan Dowling, DB	Oakland Raiders
Jack Doyle, TE	Indianapolis Colts
Mitchell Henry, TE	Green Bay Packers
Bobby Rainey, RB	Tampa Bay Buccaneers
Cam Thomas, DB	Buffalo Bills

* Denotes practice squad

RECORD CHASERS

Doughty Records on Page 16

Touchdown Receptions - Career

Player	Touchdowns
7. Keith Paskett, 1983-86	14
Alan Mullins, 1982-85	14
9. Jake Gaebler, 2006-09	13
10. Mitchell Henry, 2011-14	12
11. Jared Dangerfield, 2014-Pres.	11

Rush Attempts - Career

Player	Yards
6. Antonio Andrews, 2010-13 (3,674 yds)	618
7. Jimmy Woods, 1975-78 (2,479 yds)	612
8. Dickie Moore, 1965-68 (3,560 yds)	607
9. Clarence Jackson, 1970-73 (2,584 yds)	519
10. Jim Vorhees, 1966-69 (2,040 yds)	495
- Leon Allen, 2012-Pres. (2,216 yds)	400

Rushing Touchdowns - Career

Player	Yards
6. Antonio Andrews, 2010-13	29
7. Joe Arnold, 1985-88	28
8. Antwan Floyd, 1993-96	27
9. Latravis Powell, 1994-97	24
10. Rod Smart, 1996-99	21
Troy Snardon, 1979-81	21
11. Leon Allen, 2012-Present	20
Justin Haddix, 2003-2006	20

Touchdowns Scored - Career

Player	Yards
7. Joe Arnold, 1985-88	32
8. Antwan Floyd, 1993-96	27
Jim Vorhees, 1966-69	27
10. Leon Allen, 2012-Present	24
Glendell Miller, 1982-85	24
Latravis Powell, 1994-97	24

Field Goals - Career

Player	FGM
1. Chris James, 2004-07	51
2. Peter Martinez, 2000-02	49
3. Dan Maher, 1985-88	47
4. Garrett Schwettman, 2012-Pres.	39
5. Jeff Poisel, 1996-99	31

Scoring - Career

Player	Pts Scored
1. Chris James, 2004-07 (PK)	298
2. Willie Taggart, 1995-98 (QB)	286
3. Peter Martinez, 2000-02 (PK)	279
4. Garrett Schwettman, 2012-Pres.	274
5. Jeff Poisel, 1996-99 (PK)	263

PATs Made - Career

Player	Pts Scored
1. Jeff Poisel, 1996-99	170
2. Garrett Schwettman, 2012-Pres.	157
3. Chris James, 2004-07	145

NCAA LEADERS

For the past three seasons, WKU has had two players lead the nation in a statistical category, the longest dual-player streak since Texas Tech did it with Graham Harrell and Michael Crabtree in 2007-08.

2012	2013	2014
Antonio Andrews, All-Purpose Yds	Antonio Andrews, All-Purpose Yds	Brandon Doughty, Passing Yds
Quanterus Smith, Sacks Per Game	Jonathan Dowling, Forced Fumbles	Brandon Doughty, Passing TDs

ALL-NAME TEAM NOMINEES

Without a doubt, WKU features some of college football's most unique and humorous names - all of which the players and program wear with pride. Below are some of those names and a brief backstory.

- **Ge'Monee Brown**
Inspired by the 1991 Mario Van Peebles movie, "New Jack City" - Also the roommate of fellow All-Name Teamer Wonderful Terry.
- **Prince Charles Iworah**
Parents always told him he had royal blood and his first name is "Prince Charles", **NOT** "Prince"
- **Dontavian "Lucky" Jackson**
Mother had complications during his birth and claimed he was a "lucky" baby
- **Wonderful Terry**
Father is a pastor and drew on the name from the biblical passage Isaiah 9:6 - "And his name shall be called Wonderful" - Also the roommate of fellow All-Name Teamer Ge'Monee Brown.

IN-SEASON BIRTHDAYS

A number of Hilltoppers will celebrate their birthdays over the course of the season, and two Hilltopper freshmen, Sheldon Goins and Wesley Vollmer, will celebrate a birthday on gameday: Florida Atlantic and Marshall, respectively.

IN-SEASON HILLTOPPER BIRTHDAYS

Sept. 5 Kylan Towner (21)	Oct. 20 Drell Greene (19)	Nov. 23 Dennis Edwards (20)
Sept. 23 Leverick Johnson (22)	Oct. 21 Shaquille Johnson (22)	Nov. 25 Maurice Bennett (23)
Sept. 24 Nick Newton (23)	Oct. 26 Omarius Bryant (21)	Nov. 27 Wesley Vollmer (19)
Sept. 27 Nicholas Coffey (19)	Oct. 27 Devante Duclos (22)	Dec. 14 Miles Pate (19)
Sept. 28 Nick Holt (23)	Nov. 1 Cullen Reynolds (19)	Dec. 15 Evan Sayner (20)
Oct. 2 Tyler Camp (19)	Nov. 7 Sheldon Goins (19)	Dec. 16 Jontavius Morris (22)
Oct. 6 Brandon Doughty (24)	Nov. 8 Blair Vaughan (22)	Dec. 27 Anthony Davis (23)
Oct. 8 Nelson Fishback (22)	Nov. 9 Dejon Brown (22)	Jan. 1 Tyler Higbee (23)
Oct. 12 Joel Iyiegbuniwe (20)	Nov. 12 Joseph Occhipinti (21)	Jan. 6 Parker Howell (19)
Oct. 14 Ge'Monee Brown (22)	Nov. 15 Marquez Trigg (20)	
Oct. 20 Isaac Tanner (21)	Nov. 17 Gavin Rocker (23)	

ACADEMIC ACHIEVERS

Four Hilltoppers have already earned their degrees and are currently working on their master's while completing their final season on The Hill: **Brandon Doughty** (Sport Management), **George Fant** (Recreation Administration), **DeVante Thomas** (IDS/Social and Behavioral Sciences), and **Gavin Rocker** (IDS/Business).

Freshman defensive end **Nicholas Coffey**, who enrolled this summer at WKU, has already accumulated a whopping 52 credit hours and just began his first fall semester on The Hill. Coffey is a 4.0 student and has already declared to major in biology.

CHECKING THE JERSEYS

WKU hopped on the alternate uniform train in 2013 with three different top and pant combination options from Russell Athletic. WKU typically wears a home red with one game in the all-blacks and reserves the white top for the road games. Let's take a look at WKU's record in every jersey combination:

RED-RED (5-1)			RED-BLACK (1-0)			WHITE-RED (5-4)		
Sept. 28, 2013	Navy	W, 19-7	Nov. 22, 2014	UTSA	W, 45-7	Sept. 7, 2013	at Tennessee	L, 20-52
Oct. 3, 2013	at ULM	W, 31-10				Nov. 2, 2013	at Georgia State	W, 44-28
Nov. 30, 2013	Arkansas State	W, 34-31	BLACK-BLACK (2-1)			Nov. 9, 2013	at Army	W, 21-17
Aug. 29, 2014	Bowling Green	W, 59-31	Oct. 15, 2013	Louisiana-Lafayette	L, 20-37	Nov. 23, 2013	at Texas State	W, 38-7
Oct. 4, 2014	UAB	L, 39-42	Oct. 25, 2014	Old Dominion	W, 66-51	Sept. 6, 2014	at Illinois	L, 34-42
Nov. 8, 2014	UTEP	W, 35-27	Nov. 15, 2014	Army	W, 52-24	Sept. 27, 2014	at Navy	W, 36-27
RED-WHITE (2-1)			WHITE-WHITE (1-2)			Oct. 18, 2014	at Florida Atlantic	L, 38-45
Aug. 31, 2013	vs. Kentucky	W, 35-26	Sept. 14, 2013	at South Alabama	L, 24-31	Nov. 1, 2014	at LA Tech	L, 10-59
Oct. 26, 2013	Troy	L, 26-32	Sept. 21, 2013	Morgan State	W, 58-17	Nov. 28, 2014	at Marshall	W, 67-66
Dec. 24, 2014	vs. Central Michigan	W, 49-48	Sept. 19, 2014	at Middle Tennessee	L, 47-50			

Brandon DOUGHTY

TALK ABOUT CLOSING STRONG

If you're only as good as your last performance, Brandon Doughty left the nation quite a impression. Over his final two games, Doughty was 65-of-92 (70.6 percent) for 977 yards with 13 touchdowns and two interceptions.

569 AND ABOVE

Only 10 times has an FBS quarterback thrown for more than 569 yards in a game since the 2004 season and of those 10 - two belong to Doughty. Doughty also added two of the top four single-game C-USA performances, just three games into the league.

Player	Team	Yds.	TD	Opp.
Conor Halliday	Washington State	734	6	California, 10/4/14
Geno Smith	West Virginia	656	8	Baylor, 9/29/12
Graham Harrell	Texas Tech	646	5	Oklahoma State, 9/22/07
Cody Hodges	Texas Tech	643	5	Kansas State, 10/15/05
Daniel Meagar	North Texas	601	3	SMU, 9/8/07
Brandon Doughty	WKU	593	4	Middle Tennessee, 9/13/14
Blake Frohnapfel	UMass	589	5	Bowling Green, 9/27/14
David Piland	Houston	580	4	LA Tech, 9/8/12
Nick Florence	Baylor	581	5	West Virginia, 9/29/12
Brandon Doughty	WKU	569	6	Bowling Green, 8/29/14

IT'S GOOD TO BE HOME

Doughty's stat line at home in 2014: 159-of-213 (74.6), 2,107 yards, 24 touchdowns, no interceptions - an average of one touchdown per 8.8 attempts.

He has not thrown an INT at home since Oct. 15, 2013, a span of 388 passing attempts, and was the only FBS quarterback in 2014 without an INT at home. For perspective, 83 FBS teams had fewer than 24 TD passes all season while 18 teams did not amassed Doughty's home passing yardage total all season.

Doughty's 24 touchdown passes at home are two more than any WKU quarterback had ever thrown **IN AN ENTIRE SEASON** entering 2014 while his 159 completions and 2,107 yards at home would rank fifth and sixth respectively in WKU single-season history.

EFFICIENT AS EVER

Brandon Doughty was the only quarterback in the country to have more touchdown passes (5) than incompletions (3) in a conference game in 2014, accomplishing the feat with a 23-for-26, five touchdown performance against ODU.

He was also just one of four quarterbacks in the FBS to accomplish the feat, joining Oregon's Marcus Mariota, Colorado State's Garrett Grayson and Clemson's Deshaun Watson.

His 271.78 efficiency rating against ODU was the highest single-game total of quarterbacks with at least 25 attempts against FBS competition this season and the seventh highest overall.

THIRD DOWN DOMINANCE

On third down, few quarterbacks in the country were better than Brandon Doughty in 2014. He finished 80-of-126 for 970 yards, eight touchdowns and no INTs on third down. Of those 80 completions, 59 were converted for first downs and 23 went for longer than 15 yards.

- Doughty was the only QB in the country with more than 850 yards passing on third down without an interception. Doughty's eight third-down TD passes tied for third nationally

DOUGHTY RECORD BOOK

Pass Completions - Career

Player	Completions
1. Jeff Cesarone (1984-87)	735
2. Kawaun Jakes (2009-12)	636
3. Brandon Doughty (2011-Present)	635

Passing Yards - Career

Player	Yards
1. Jeff Cesarone (1984-87)	8,566
2. Justin Haddix (2003-06)	7,929
3. Brandon Doughty (2011-Present)	7,800

Touchdown Passes - Career

Player	Touchdowns
1. Brandon Doughty, 2011-Pres.	63
2. Kawaun Jakes, 2009-12	51
3. Justin Haddix, 2003-06	50

Completion Percentage - Career

Player	Cmp. Percentage
1. Brandon Doughty, 2011-Pres.	66.8 (635-951)
2. Kawaun Jakes, 2009-12	57.9 (636-1,099)
3. Justin Haddix, 2003-06	57.1 (541-947)

Total Plays - Career

Player	Plays
1. Jeff Cesarone, 1984-87	1,545
2. Kawaun Jakes, 2009-2012	1,456
3. Justin Haddix, 2003-06	1,309
4. Willie Taggart, 1995-98	1,141
5. Brandon Doughty, 2011-Pres.	1,026

Total Yards - Career

Player	Yards
1. Justin Haddix, 2003-06	8,890
2. Willie Taggart, 1995-98	8,112
3. Jeff Cesarone, 1984-87	7,852
4. Brandon Doughty, 2011-Pres.	7,637
5. Kawaun Jakes, 2009-2012	5,766

Passing Yards - Season

Player	Yards
1. Brandon Doughty, 2014	4,830
2. Brandon Doughty, 2013	2,857
3. Jeff Cesarone, 1985	2,737
4. Kawaun Jakes, 2012	2,488
5. Jeff Cesarone, 1986	2,396

Passing Completions - Season

Player	Completions
1. Brandon Doughty, 2014	375
2. Jeff Cesarone, 1985	253
3. Brandon Doughty, 2013	246
4. Jeff Cesarone, 1986	207
5. Kawaun Jakes, 2012	200

Touchdown Passes - Season

Player	Touchdowns
1. Brandon Doughty, 2014	49
2. Kawaun Jakes, 2012	22
3. Jeff Cesarone, 1985	18
4. Johnny Vance, 1969	16
5. Three tied at...	15

Other Records Held by Doughty

TD Passes, Game	8 at Marshall, 11/28/14
TD Passes, Half	6 at Marshall, 11/28/14
Passing Yards, Game	593 at MT, 9/13/14
Pass Completions, Game	46 vs. BG, 8/29/14
Pass Attempts, Game	66 at MT, 9/13/14
Completion Pct., Game	88.9 vs. ODU, 10/25/14
Total Yards, Season	4,778 (591 plays), 2014
Total Plays, Season	591 plays, 2014

BRANDON DOUGHTY

#HE12MAN



"THE GUY CAN THROW THE BALL. HE HIT 70-PERCENT OF PASSES, 49 TOUCHDOWNS. THIS GUY'S A SLEEPER AND A GREAT QUARTERBACK. 6-FOOT-3, 210 AND CAN THROW THE BALL."

- LEE CORSO, COLLEGE GAMEDAY

"HE'S GOING TO BE FANTASTIC. HE'S GOING TO PUT UP TIMMY CHANG, COLT BRENNAN, VIDEO GAME-TYPE NUMBERS THIS SEASON."

- PAUL MYERBERG, USA TODAY

NATIONAL WATCHLISTS



DAVEY O'BRIEN
NATIONAL
QUARTERBACK
AWARD



Walter Camp
FOOTBALL FOUNDATION, INC.®

MANNING



A W A R D



Brandon DOUGHTY

2014 GAME-BY-GAME PASSING

	ATT	COMP	INT	PCT	YARDS	TD	LONG	SACK	YDS	EFFIC
Bowling Green	56	46	0	82.1	569	6	55	1	5	202.9
at Illinois	48	28	1	58.3	297	2	21	2	15	119.9
Middle Tennessee	66	43	1	65.2	593	4	67	2	14	157.6
at Navy	54	38	1	70.4	387	2	44	0	0	139.1
UAB	37	25	0	67.6	319	2	39	1	2	157.8
at FAU	44	28	1	63.6	335	3	50	4	27	145.5
Old Dominion	26	23	0	88.5	371	5	45	1	9	271.8
at Louisiana Tech	35	14	4	40.0	134	1	46	3	26	58.7
UTEP	34	23	0	67.6	324	3	50	2	15	176.8
Army	25	16	0	64.0	178	3	45	1	9	163.4
UTSA	35	26	0	74.3	346	5	67	0	0	204.5
at No. 19 Marshall	50	34	2	68.0	491	8	75	2	15	195.3
vs. Central Michigan	42	31	0	73.8	486	5	55	0	0	210.3
TOTALS	552	375	10	67.9	4,830	49	75	19	137	167.1

2013 GAME-BY-GAME PASSING

	ATT	COMP	INT	PCT	YARDS	TD	LONG	SACK	YDS	EFFIC
vs. Kentucky	34	27	0	79.4	271	1	25	1	5	156.1
at Tennessee	34	17	5	50.0	222	1	43	2	10	85.1
at South Alabama	47	27	3	57.4	282	3	30	2	24	116.1
Morgan State	7	7	0	100.0	55	0	17	1	7	166.0
Navy	31	25	1	80.6	198	0	22	1	3	127.8
at ULM	36	24	1	66.7	370	2	45	1	5	165.8
Louisiana-Lafayette	23	18	2	78.3	260	1	42	3	14	170.2
Troy	45	29	0	64.4	387	0	60	3	18	136.7
at Georgia State	24	15	1	62.5	206	1	44	1	7	140.0
at Army	24	16	1	66.7	199	2	32	2	22	155.5
at Texas State	32	20	0	62.5	152	0	25	1	8	102.4
Arkansas State	37	21	0	56.8	255	3	39	1	8	141.4
TOTALS	374	246	14	65.8	2,857	14	60	19	131	134.8

2012 GAME-BY-GAME PASSING

	ATT	COMP	INT	PCT	YARDS	TD	LONG	SACK	YDS	EFFIC
Austin Peay	1	0	0	0.0	0	0	0	0	0	0.0
Southern Miss	2	1	0	50.0	7	0	7	0	0	79.4
TOTALS	3	1	0	33.3	7	0	7	0	0	52.9

2011 GAME-BY-GAME PASSING

	ATT	COMP	INT	PCT	YARDS	TD	LONG	SACK	YDS	EFFIC
Navy	21	12	1	57.1	102	0	21	1	10	88.4
Indiana State	1	1	0	100.0	4	0	4	0	0	133.6
TOTALS	22	13	1	59.1	106	0	21	1	10	90.5

CAREER TOTALS

	ATT	COMP	INT	PCT	YARDS	TD	LONG	SACK	YDS	EFFIC
	951	635	25	66.8	7,800	63	75	39	278	152.3

DOUGHTY'S CAREER HIGHS

Completions	46 vs. Bowling Green, 8/29/14
Attempts	66 at Middle Tennessee, 9/13/14
Yards	593 at Middle Tennessee, 9/13/14
Touchdowns	8 at Marshall, 11/28/14

FBS ACTIVE CAREER LEADERS:

• Passing Yards, 1st

1. Brandon Doughty: 7,800
2. Jared Goff, Cal: 7,481

• Passing Touchdowns, 1st

1. Brandon Doughty: 63
2. Cody Kessler, USC: 59

• Passing Yards per Attempt, 1st

1. Brandon Doughty: 8.2
2. Trevone Boykin, TCU: 7.5

• Passing Attempts, 2nd

1. Jared Goff, Cal: 1,039
2. Brandon Doughty: 951

• Completion Percentage, 2nd

1. Cody Kessler, USC: 67.9
2. Brandon Doughty: 66.8

• Total Offense, 2nd

1. Trevone Boykin, TCU: 8,590
2. Brandon Doughty: 7,637

• Passing Yards Per Game, 3rd

1. Jared Goff, Cal: 311.7
2. Davis Webb, TTU: 292.1
3. Brandon Doughty: 260.0

• Completions Per Game, 4th

1. Jared Goff, Cal: 26.5
2. Davis Webb, TTU: 24.3
3. Sefo Liufau, CU: 23.7
4. Brandon Doughty: 21.17

• Passing Efficiency, 4th

1. Cody Kessler, USC: 158.91
2. Matt Johnson, BG: 155.34
3. Kenny Hill, TAMU: 154.84
4. Brandon Doughty: 152.27



2015 HILLTOPPERS

NUMERICAL ROSTER

1	Nacarius Fant	WR
1	DeVante Thomas	DB
2	Taywan Taylor	WR
3	Antwane Grant	WR
3	Jontavius Morris	DL
4	Drew Eckels	QB
4	Joel Iyiegbuniwe	LB
5	Wonderful Terry	DB
5	Marquez Trigg	RB
6	T.J. McCollum	LB
6	Devin Nixon	WR
7	Joe Brown	DB
8	John Brunner	WR
8	Marcus Ward	DB
9	Omarious Bryant	DL
9	Nelson Fishback	QB
10	Nick Holt	LB
11	Lucky Jackson	WR
11	Tanner Reeves	DL
12	Brandon Doughty	QB
13	Nick Newton	LB
13	Reese Ryan	QB
14	Juwan Gardner	DB
14	Mike White	QB
15	Nicholas Norris	WR
15	Joseph Occhipinti	P
16	Sidney Hammond	DL
16	Quin Jernighan	WR
17	Dejon Brown	LB
17	Stephon Brown	WR
18	AJ Jackson	DB
18	Shaquille Johnson	TE
19	Jason Johnson	DB
19	Deon Yelder	TE
20	Nathan Roush	DB
20	Anthony Wales	RB
21	Jared Dangerfield	WR
21	Jordon Gonzalez	DB
22	Forrest Coleman	DB
22	Devin Scott	TE
23	De'Andre Simmons	DB
24	Devante Duclos	DL
25	Blair Vaughan	RB
25	Masai Whyte	LB
26	Zhock Mason	DB
26	Darmontre Warr	RB
27	Martavius Mims	DB
28	Anthony Davis	RB
28	Drell Greene	DB
29	Leverick Johnson	DB
30	Prince Charles Iworah	DB
31	Branden Leston	DB
32	Ryan Duvall	DL
32	D'Andre Ferby	RB
33	Leon Allen	RB
34	Drew Davis	LB

No.	NAME	POS.	HT	WT	CL	HOMETOWN/LAST SCHOOL
33	Leon Allen	RB	6-0	235	Sr.-3L	Bradenton, Fla. (Manatee HS)
78	Maurice Bennett	DL	6-2	290	Sr.-2L	Madison, Miss. (East Mississippi CC)
54	Daeshawn Bertram	LB	5-11	220	r-So.-1L	Louisville, Ky. (Trinity HS)
61	Matt Boston	OL	6-2	280	r-Fr.-RS	Glasgow, Ky. (Glasgow HS)
7	Joe Brown	DB	5-10	190	So.-1L	Louisville, Ky. (Butler HS)
92	Ge'Monee Brown	DL	6-2	305	Sr.-1L	Petal, Miss. (Petal HS/Pearl River CC)
17	Dejon Brown	LB	6-3	250	Sr.-1L	Beaumont, Calif. (Mt. San Jacinto CC)
17	Stephon Brown	WR	5-9	190	r-Jr.-SQ	Atlanta, Ga. (Henry County HS)
8	John Brunner	WR	6-3	190	Fr.-HS	Clearwater, Fla. (Clearwater Catholic)
9	Omarious Bryant	DL	6-3	310	Jr.-JC	Byrum, Miss. (Southwest MS CC)
83	Will Bush	WR	5-11	195	r-Fr.-RS	Louisville, Ky. (Ballard HS)
55	Tyler Camp	OL	6-3	305	Fr.-HS	Forsyth, Ga. (Mary Persons HS)
30	Prince Charles Iworah	DB	5-11	190	r-Sr.-2L	Nashville, Tenn. (Father Ryan HS)
35	Nicholas Coffey	DL	6-4	260	Fr.-HS	Dunnville, Ky. (Russell County HS)
22	Forrest Coleman	DB	6-2	190	Sr.-1L	Stockton, Calif. (San Joaquin Delta)
49	Jake Collins	K	6-0	190	r-Fr.-RS	Louisville, Ky. (St. Xavier)
21	Jared Dangerfield	WR	6-3	215	r-Sr.-1L	West Palm Beach, Fla. (Fort Scott CC)
38	Tacorian Darden	DB	5-10	180	Fr.-HS	Russellville, Ky. (Russellville HS)
34	Drew Davis	LB	6-1	225	Jr.-2L	Madison, Ala. (Bob Jones HS)
28	Anthony Davis	RB	5-9	205	Gr.-TR	Indianapolis, Ind. (Indiana)
12	Brandon Doughty	QB	6-3	220	r-Sr.-2L	Davie, Fla. (North Broward Prep)
47	Nolan Dowling	LS	6-0	225	r-Jr.-2L	Belleville, Ill. (Belleville East HS)
24	Devante Duclos	DL	6-1	240	Jr.-2L	Miami, Fla. (Miami Central HS)
32	Ryan Duvall	DL	6-5	225	r-Fr.-RS	Owensboro, Ky. (Apollo HS)
4	Drew Eckels	QB	6-4	210	r-Fr.-RS	Daytona, Fla. (Warner Christian)
64	Dennis Edwards	OL	6-1	305	r-Fr.-RS	Snellville, Ga. (South Gwinnett HS)
44	George Fant	TE	6-6	270	r-Sr.-RS	Bowling Green, Ky. (Warren Central HS)
1	Nacarius Fant	WR	5-9	185	So.-1L	Bowling Green, Ky. (Bowling Green HS)
42	DeAndre Farris	DB	5-10	190	r-Fr.-RS	Shelbyville, Ky. (Collins HS)
32	D'Andre Ferby	RB	6-1	240	r-Fr.-RS	Nashville, Tenn. (Ensworth HS)
60	Dylan Ferguson	OL	6-2	300	r-Fr.-RS	Mt. Washington, Ky. (Bullitt East HS)
9	Nelson Fishback	QB	6-2	215	r-Jr.-1L	Oroville, Calif. (Butte College)
41	Elijah Gardner	DB	5-10	185	r-Fr.-HS	Louisville, Ky. (Doss HS)
14	Juwan Gardner	DB	6-1	205	r-So.-1L	Louisville, Ky. (DuPont Manual HS)
21	Jordon Gonzalez	DB	6-0	180	Fr.-HS	Louisville, Ky. (DuPont Manual HS)
86	Tim Gorski	TE	6-6	255	r-Sr.-3L	Chicago, Ill. (St. Rita HS)
3	Antwane Grant	WR	6-1	205	Sr.-1L	Wilmington, Del. (Nassau CC)
28	Drell Greene	DB	6-1	190	Fr.-HS	Alma, Ga. (Bacon County HS)
70	Max Halpin	OL	6-3	295	r-Jr.-2L	Fort Mitchell, Ky. (Covington Catholic)
16	Sidney Hammond	DL	6-2	250	Jr.-JC	Kennesaw, Ga. (Dodge City CC)
87	Jacob Harris	WR	6-4	190	Fr.-HS	Palm Harbor, Fla. (Palm Harbor Uni.)
82	Tyler Higbee	TE	6-6	250	r-Sr.-3L	Clearwater, Fla. (East Lake HS)
77	Hunter Holland	OL	6-2	275	Fr.-HS	Buford, Ga. (Buford HS)
10	Nick Holt	LB	6-1	230	r-Sr.-1L	Seattle, Wash. (City Coll. of San Fran.)
43	Ben Holt	RB	5-11	210	Fr.-HS	Bowling Green, Ky. (Bowling Green HS)
99	Ty'Ron Horton	DL	6-3	260	Fr.-HS	Louisville, Ky. (DuPont Manual HS)
68	Parker Howell	OL	6-4	275	Fr.-HS	Nashville, Tenn. (Christ Presbyterian)
4	Joel Iyiegbuniwe	LB	6-2	220	r-Fr.-RS	Bowling Green, Ky. (South Warren HS)
18	AJ Jackson	DB	5-11	170	Fr.-HS	Louisville, Ky. (Seneca HS)
49	Canon Jackson	LB	6-2	210	Fr.-HS	Louisville, Ky. (Trinity HS)
11	Lucky Jackson	WR	6-1	185	Fr.-HS	Lexington, Ky. (Lafayette HS)
16	Quin Jernighan	WR	6-3	210	Fr.-HS	LaVergne, Tenn. (LaVergne HS)
19	Jason Johnson	DB	6-0	195	Fr.-HS	Pahokee, Fla. (Pahokee HS)
29	Leverick Johnson	DB	6-1	185	r-So.-1L	Miami, Fla. (Northwestern HS)
18	Shaquille Johnson	TE	6-4	235	Jr.-2L	Lake City, Fla. (Columbia HS)
91	Trae Jones	DL	6-1	280	r-So.-1L	Cusseta, Ga. (Chattahoochee County HS)
76	Forrest Lamp	OL	6-4	300	r-Jr.-2L	Venice, Fla. (Venice HS)
53	Julian Leslie	DL	6-3	255	r-Jr.-1L	Miami, Fla. (Coral Reef HS)
31	Branden Leston	DB	6-3	205	r-Jr.-1L	Clearwater, Fla. (Presbyterian)
96	Julien Lewis	DL	6-3	300	r-Fr.-RS	Madison, Ala. (Bob Jones HS)
65	Scott Liebert	OL	6-3	280	r-Fr.-RS	Louisville, Ky. (Trinity HS)
79	Joe Manley	OL	6-6	315	r-Jr.-1L	Bowling Green, Ky. (Louisville)
26	Zhock Mason	DB	5-10	180	r-Sr.-SQ	Union, Ky. (Thomas More)
89	Desmond Maxwell	TE	6-3	240	r-Jr.-SQ	Louisville, Ky. (Georgetown College)
6	T.J. McCollum	LB	6-3	230	r-So.-TR	Birmingham, Ala. (UAB)
27	Martavius Mims	DB	6-1	200	r-Fr.-RS	Muscle Shoals, Ala. (Muscle Shoals HS)
50	Der'Quione Mobley	LB	6-1	225	r-Fr.-RS	Louisville, Ky. (Central HS)

2015 HILLTOPPERS

No.	NAME	POS.	HT	WT	CL	HOMETOWN/LAST SCHOOL
3	Jontavius Morris	DL	6-2	305	Sr.-TR	Albany, Ga. (Albany HS/UAB)
13	Nick Newton	LB	6-4	245	r-Sr.-SQ	Clearwater, Fla. (Presbyterian)
6	Devin Nixon	WR	6-0	185	Fr.-HS	Melbourne, Fla. (Viera HS)
69	Matt Nord	OL	6-6	310	r-Jr.-2L	Louisville, Ky. (DeSales HS)
15	Nicholas Norris	WR	5-9	175	Jr.-2L	Miami, Fla. (Booker T. Washington HS)
37	Ryan Nuss	K	5-10	190	r-Fr.-TR	Fairfield, Ohio (East Tennessee)
15	Joseph Occhipinti	P	6-3	190	Jr.-2L	Nashville, Tenn. (Hillsboro HS)
72	Derik Overstreet	DL	6-2	250	So.-1L	Paducah, Ky. (Paducah Tilghman HS)
63	Miles Pate	OL	6-3	265	Fr.-HS	Suwanee, Ga. (Peachtree Ridge HS)
51	Brandon Ray	OL	6-2	285	r-So.-1L	Madison, Ala. (Bob Jones HS)
11	Tanner Reeves	DL	6-4	240	r-So.-1L	Lakeland, Fla. (George W. Jenkins HS)
73	Cullen Reynolds	OL	6-5	310	Fr.-HS	Madisonville, Ky. (Madisonville HS)
39	Alex Rinella	K	6-1	200	Fr.-HS	Johnson City, Tenn. (Science Hill HS)
48	Kalvin Robinson	DL	6-5	250	Jr.-2L	Birmingham, Ala. (Vestavia Hills HS)
88	Gavin Rocker	DL	6-2	255	r-Sr.-3L	Tyrone, Ga. (Sandy Creek HS)
20	Nathan Roush	DB	6-2	180	r-Fr.-RS	Louisville, Ky. (DeSales HS)
13	Reese Ryan	QB	6-2	180	Fr.-HS	Lexington, Ky. (Lexington Catholic)
55	Evan Sayner	DL	6-3	285	r-Fr.-RS	Paducah, Ky. (McCracken County HS)
71	R.J. Scaife	OL	6-5	275	Fr.-HS	Dade City, Fla. (Pasco HS)
56	Garrett Schwettman	K	5-11	175	Sr.-3L	Murray, Ky. (Calloway County HS)
22	Devin Scott	TE	6-4	250	r-Sr.-2L	Indianapolis, Ind. (Warren Central HS)
93	Sheldon Goins	DL	6-4	210	Fr.-HS	Frankfort, Ky. (Franklin County HS)
94	Bryan Shorter	DL	6-2	280	r-Sr.-3L	Phenix City, Ala. (Central-Phenix HS)
23	De'Andre Simmons	DB	5-11	185	r-So.-1L	Royal Palm Beach, Fla. (Royal Palm Beach HS)
75	Jimmie Sims	OL	6-5	290	r-So.-1L	New Orleans, La. (McDonogh 35 HS)
36	Jarrett Sippola	LB	6-0	200	Fr.-HS	Carrollton, Ga. (Carrollton HS)
40	Isaac Tanner	LB	6-0	225	So.-1L	Tampa, Fla. (Freedom HS)
2	Taywan Taylor	WR	6-1	195	Jr.-2L	Louisville, Ky. (Pleasure Ridge Park HS)
98	Devante Terrell	DL	6-0	290	r-Jr.-2L	Lakeland, Fla. (Lake Gibson HS)
5	Wonderful Terry	DB	5-10	190	r-Sr.-1L	Fort Pierce, Fla. (Garden City CC)
1	DeVante Thomas	DB	5-9	185	r-Sr.-1L	Baltimore, Md. (Hartnell College)
81	Kylen Towner	WR	5-8	175	r-So.-1L	Mobile, Ala. (St. Paul's Episcopal School)
5	Marquez Trigg	RB	6-0	215	Fr.-HS	Glasgow, Ky. (Glasgow HS)
85	Nick True	TE	6-5	265	r-Fr.-RS	Fort Thomas, Ky. (Highlands HS)
25	Blair Vaughan	RB	6-1	235	r-Jr.-2L	Clearwater, Fla. (Central Catholic HS)
80	Alex Veneman	WR	6-0	180	Fr.-HS	Fort Thomas, Ky. (Highlands HS)
84	Wesley Vollmer	TE	6-4	220	Fr.-HS	Clearwater, Fla. (Calvary Christian)
20	Anthony Wales	RB	5-10	195	r-Jr.-2L	Louisville, Ky. (Central HS)
8	Marcus Ward	DB	6-3	210	Jr.-2L	Birmingham, Ala. (Vestavia Hills HS)
26	Darmontre Warr	RB	5-9	195	r-Jr.-2L	Louisville, Ky. (DuPont Manual HS)
14	Mike White	QB	6-4	210	Jr.-TR	Fort Lauderdale, Fla. (South Florida)
25	Masai Whyte	LB	6-0	218	r-Fr.-RS	Shelbyville, Ky. (Collins HS)
95	Heath Wiggins	DL	6-2	260	Fr.-HS	Mayfield, Ky. (Graves County HS)
62	Darrell Williams, Jr.	OL	6-6	310	r-Jr.-2L	Dublin, Ga. (West Laurens HS)
19	Deon Yelder	TE	6-4	235	r-So.-SQ	Louisville, Ky. (Southern HS)

NUMERICAL ROSTER

35	Nicholas CoffeyDL
36	Jarrett SippolaLB
37	Ryan NussK
38	Tacorian DardenDB
39	Alex RinellaK
40	Isaac TannerLB
41	Elijah GardnerDB
42	DeAndre FarrisDB
43	Ben HoltRB
44	George FantTE
47	Nolan DowlingLS
48	Kalvin RobinsonDL
49	Jake CollinsK
49	Canon JacksonLB
50	Der'Quione MobleyLB
51	Brandon RayOL
53	Julian LeslieDL
54	Daeshawn BertramLB
55	Tyler CampOL
55	Evan SaynerDL
56	Garrett SchwettmanK
60	Dylan FergusonOL
61	Matt BostonOL
62	Darrell Williams, Jr.OL
63	Miles PateOL
64	Dennis EdwardsOL
65	Scott LiebertOL
68	Parker HowellOL
69	Matt NordOL
70	Max HalpinOL
71	R.J. ScaifeOL
72	Derik OverstreetDL
73	Cullen ReynoldsOL
75	Jimmie SimsOL
76	Forrest LampOL
77	Hunter HollandOL
78	Maurice BennettDL
79	Joe ManleyOL
80	Alex VenemanWR
81	Kylen TownerWR
82	Tyler HigbeeTE
83	Will BushWR
84	Wesley VollmerTE
85	Nick TrueTE
86	Tim GorskiTE
87	Jacob HarrisWR
88	Gavin RockerDL
89	Desmond MaxwellTE
91	Trae JonesDL
92	Ge'Monee BrownDL
93	Sheldon GoinsDL
94	Bryan ShorterDL
95	Heath WigginsDL
96	Julien LewisDL
98	Devante TerrellDL
99	Ty'Ron HortonDL

WHAT RETURNS...

Rushing Yards	98.2%
Passing Yards	99.7%
Receiving Yards	68.8%
Punt Return Yards	73%
Kick Return Yards	74%
Interceptions	69%
Scoring	80.8%
Total Offense	99.3%
All-Purpose Yards	76.6%
Field Goals	100%
Punting Yards	100%
Tackles	73%
Tackles for Loss	88%
Sacks	94%
Fumbles Recovered	80%
Fumbles Forced	72%

Offensive Starts Returning

OL Forrest Lamp25
QB Brandon Doughty24
TE Tim Gorski14
WR Taywan Taylor14
WR Jared Dangerfield13
OL Brandon Ray13
OL Darrell Williams, Jr.13
RB Leon Allen12
OL Max Halpin10
TE Tyler Higbee8
WR Antwane Grant5
WR Nicholas Norris5
RB Anthony Wales2
QB Nelson Fishback1

Defensive Starts Returning

DL Gavin Rocker25
DL Devante Terrell17
DL Bryan Shorter16
DB Marcus Ward15
LB Nick Holt13
DB P. Charles Iworah13
LB Dejon Brown11
DL Derik Overstreet7
DB Branden Leston6
DL Ge'Monee Brown3
DL Tanner Reeves3
DB Forrest Coleman2
DL Calvin Robinson2
LB Devante Duclos1

Specialist Starts Returning

K Garrett Schwettman37
LS Nolan Dowling25
P Joseph Occhipinti15

Offensive Starts Lost

OL Cameron Clemmons44
WR Willie McNeal28
TE Mitchell Henry22
OL Derrick Stark13
RB Demetrius Coley8
WR Joel German6
QB Todd Porter1

Defensive Starts Lost

DB Cam Thomas33
DB Rico Brown16
DB Ricardo Singh8
LB Terran Williams7
LB Daquall Randall5
DL T.J. Smith4
DL D'Von Isaac1

Specialist Starts Lost

KO Mike Mugler13
----------------	---------

RETURNING LETTERWINNERS (52)

OFFENSE (23)

Quarterbacks (2)	Wide Receivers (6)
Brandon Dougherty	Jared Dangerfield
Nelson Fishback	Nacarius Fant
	Antwane Grant
Running Backs (4)	Nicholas Norris
Leon Allen	Taywan Taylor
Blair Vaughan	Kylen Townner
Anthony Wales	
Darmontre Warr	Offensive Line (7)
	Max Halpin
Tight Ends (4)	Forrest Lamp
Tim Gorski	Joe Manley
Tyler Higbee	Matt Nord
Shaquille Johnson	Brandon Ray
Devin Scott	Jimmie Sims
	Darrell Williams, Jr.

DEFENSE (26)

Defensive Line (11)	Linebackers (5)	Secondary (10)
Maurice Bennett	Daeshawn Bertram	Joe Brown (RB)
Ge'Monee Brown	Dejon Brown	Forrest Coleman
Devante Duclos (LB)	Drew Davis	Juwan Gardner
Trae Jones	Nick Holt	Prince Charles Iworah
Julian Leslie	Isaac Tanner	Leverick Johnson
Derik Overstreet		Branden Leston
Tanner Reeves		De'Andre Simmons
Kalvin Robinson		Wonderful Terry
Gavin Rocker		DeVante Thomas
Bryan Shorter		Marcus Ward
Devante Terrell		

SPECIALISTS (3)

Garrett Schwettman, PK
Nolan Dowling, LS
Joseph Occhipiniti, P

CAREER CONSECUTIVE AND TOTAL STARTS

OFFENSE	Yr.	Total Starts	Consec. Starts	[---Starts by Year---]			
				2014	2013	2012	2011
Cameron Clemmons, OL	*	44	31	13	12	11	8
Garrett Schwettman, K	Sr.	37	37	13	12	12	0
Willie McNeal, WR	*	28	2	9	12	5	0
Nolan Dowling, LS	Jr.	25	25	13	12	0	0
Forrest Lamp, OL	Jr.	25	25	13	12	0	0
Brandon Dougherty, QB	GS	24	17	13	10	0	1
Mitchell Henry, TE	*	22	3	9	6	5	2
Joseph Occhipiniti, P	Jr.	15	13	13	2	0	0
Tim Gorski, TE	Sr.	14	0	3	7	4	0
Taywan Taylor, WR	Jr.	14	4	7	7	0	0
Jared Dangerfield, WR	Sr.	13	13	13	0	0	0
Brandon Ray, OL	So.	13	13	13	0	0	0
Derrick Stark, OL	*	13	13	13	0	0	0
Darrell Williams, OL	Jr.	13	10	10	3	0	0
Leon Allen, RB	Sr.	12	5	11	1	0	0
Max Halpin, OL	Jr.	10	0	3	7	0	0
Demetrius Coley, RB^	*	8	0	3	0	0	0
Tyler Higbee, TE	Sr.	8	0	3	3	0	2
Joel German, WR	*	7	0	0	3	0	4
Antwane Grant, WR	Sr.	5	0	5	0	0	0
Nicholas Norris, WR	Jr.	5	0	0	5	0	0
Anthony Wales, RB	Jr.	2	0	2	0	0	0
Nelson Fishback, QB	Jr.	1	0	0	1	0	0
Todd Porter, QB	*	1	0	0	1	0	0

DEFENSE	Yr.	Total Starts	Consec. Starts	[---Starts by Year---]			
				2014	2013	2012	2011
Cam Thomas, DB	*	33	4	11	12	8	2
Gavin Rocker, DL	Sr.	25	18	13	9	3	0
Devante Terrell, DL	Jr.	17	4	9	8	0	0
Rico Brown, CB	*	16	0	3	5	1	7
Bryan Shorter, DL	Sr.	16	7	9	6	1	0
Marcus Ward, DB	Jr.	15	7	12	3	0	0
Nick Holt, LB	Sr.	13	13	13	0	0	0
P. Charles Iworah, DB	Sr.	13	13	13	0	0	0
Dejon Brown, LB	Sr.	11	5	11	0	0	0
Ricardo Singh, DB	*	8	0	8	0	0	0
Derik Overstreet, DL	So.	7	7	7	0	0	0
Terran Williams, LB	*	7	5	9	3	4	0
Branden Leston, DB	Jr.	6	5	6	0	0	0
Daquall Randall, LB	*	5	0	2	2	1	0
DeMarcus Glover, DL	Jr.	4	0	3	1	0	0
T.J. Smith, DL	*	4	0	3	1	0	0
Ge'Monee Brown, DL	Sr.	3	0	3	0	0	0
Tanner Reeves, DL	So.	3	0	3	0	0	0
Forrest Coleman, DB	Sr.	2	0	2	0	0	0
Kalvin Robinson, DL	Jr.	2	0	0	2	0	0
Devante Duclos, LB	Jr.	1	0	0	1	0	0
D'Von Isaac, DL	*	1	0	1	0	0	0

^ - Player had starts during the 2010 season

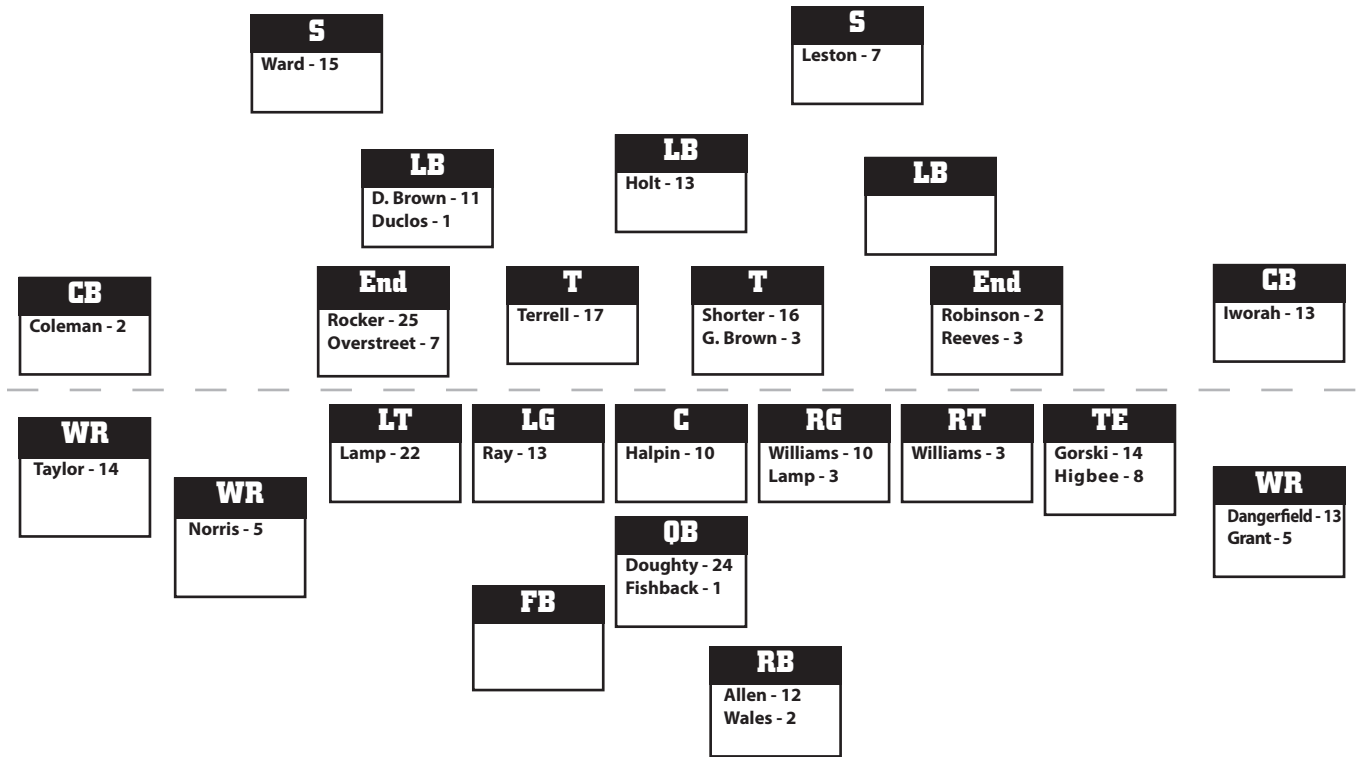
GAME OPENING DRIVES

	-----WKU-----				-----OPP-----			
	Plays	Yds.	TOP	Result	Plays	Yds.	TOP	Result
Bowling Green	10	83	3:20	TD	3	8	1:28	Punt
at Illinois	8	16	2:41	Fumble	4	32	0:53	TD
at MT	7	32	2:59	Punt	3	9	1:42	Punt
at Navy	9	63	3:19	FG	3	5	2:05	Punt
UAB	8	72	3:31	TD	6	36	1:22	Fumble
FAU	5	75	1:43	TD	3	0	1:31	Punt
Old Dominion	8	73	2:37	TD	6	47	1:43	TD
at LA Tech	4	57	1:15	INT	5	74	1:31	TD
UTEP	4	24	1:33	Punt	5	73	1:48	FG
Army	3	3	1:03	Punt	12	64	5:47	TD
UTSA	5	74	1:24	TD	9	48	4:15	Fumble
at Marshall	9	62	3:02	TD	2	0	0:26	INT
vs CMU	11	75	3:37	TD	3	75	1:23	TD

SECOND HALF OPENING DRIVES

	-----WKU-----				-----OPP-----			
	Plays	Yds.	TOP	Result	Plays	Yds.	TOP	Result
Bowling Green	10	69	3:36	TD	8	75	2:30	TD
at Illinois	3	8	2:00	Punt	11	65	5:24	TD
at MT	5	19	1:19	Punt	7	35	3:38	Punt
at Navy	6	88	1:58	TD	7	77	3:16	TD
UAB	3	4	1:58	Punt	6	60	2:02	TD
FAU	3	0	2:00	Punt	8	79	3:16	TD
Old Dominion	8	75	3:30	TD	7	70	3:30	TD
at LA Tech	5	15	1:58	INT	10	86	3:20	TD
UTEP	7	75	1:57	TD	18	86	11:20	TD
Army	1	80	0:12	TD	5	20	2:50	Punt
UTSA	3	4	1:23	Punt	4	16	2:05	Punt
at Marshall	17	81	7:33	Missed FG	8	23	3:48	Punt
vs CMU	5	31	1:54	Fumble	3	-13	1:07	Punt

Starts by POSITION/GAME



2014 OFFENSIVE GAME-BY-GAME STARTERS

OPPONENT	WR	WR	LT	LG	C	RG	RT	TE	WR	QB	RB
Bowling Green	Taylor	McNeal	Lamp	Ray	Halpin	Stark	Clemmons	Henry	Dangerfield	Doughty	Allen
Illinois	Taylor	McNeal	Lamp	Ray	Halpin	Stark	Clemmons	Henry	Dangerfield	Doughty	Allen
Middle Tennessee	Coley (FB)	McNeal	Lamp	Ray	Halpin	Stark	Clemmons	Henry	Dangerfield	Doughty	Allen
Navy	Grant	Higbee (TE)	Lamp	Ray	Stark	Williams	Clemmons	Gorski	Dangerfield	Doughty	Allen
UAB	Taylor	Coley (FB)	Lamp	Ray	Stark	Williams	Clemmons	Gorski	Dangerfield	Doughty	Allen
Florida Atlantic	Grant	McNeal	Lamp	Ray	Stark	Williams	Clemmons	Gorski	Dangerfield	Doughty	Wales
Old Dominion	Grant	McNeal	Lamp	Ray	Stark	Williams	Clemmons	Henry	Dangerfield	Doughty	Allen
LA Tech	Grant	McNeal	Lamp	Ray	Stark	Williams	Clemmons	Henry	Dangerfield	Doughty	Wales
UTEP	Grant	McNeal	Lamp	Ray	Stark	Williams	Clemmons	Henry	Dangerfield	Doughty	Allen
Army	Taylor	Coley (FB)	Lamp	Ray	Stark	Williams	Clemmons	Higbee	Dangerfield	Doughty	Allen
UTSA	Taylor	Higbee (TE)	Lamp	Ray	Stark	Williams	Clemmons	Henry	Dangerfield	Doughty	Allen
Marshall	Taylor	McNeal	Lamp	Ray	Stark	Williams	Clemmons	Henry	Dangerfield	Doughty	Allen
Central Michigan	Taylor	McNeal	Lamp	Ray	Stark	Williams	Clemmons	Henry	Dangerfield	Doughty	Allen

2014 DEFENSIVE GAME-BY-GAME STARTERS

OPPONENT	END	T	T	END	LB	LB	CB	S	S	CB	LB/NK
Bowling Green	Smith	Terrell	Shorter	Rocker	Williams	Holt	Thomas	Singh	Ward	Iworah	R. Brown
Illinois	Smith	Terrell	Shorter	Rocker	Williams	Holt	Thomas	Singh	Ward	Iworah	D. Brown
Middle Tennessee	Smith	Terrell	Isaac	Rocker	Williams	Holt	Thomas	Singh	Ward	Iworah	D. Brown
Navy	Reeves	Terrell	Glover	Rocker	Williams	Holt	Thomas	Singh	Ward	Iworah	D. Brown
UAB	Reeves	Terrell	Glover	Rocker	Randall	Holt	Thomas	Singh	Ward	Iworah	D. Brown
Florida Atlantic	Reeves	G. Brown	Glover	Rocker	Randall	Holt	Thomas	Singh	Leston	Iworah	D. Brown
Old Dominion	Overstreet	Leston (LB)	Shorter	Rocker	D. Brown	Holt	Thomas	Singh	Ward	Iworah	R. Brown
LA Tech	Overstreet	G. Brown	Shorter	Rocker	Randall	Holt	Coleman	Singh	Ward	Iworah	R. Brown
UTEP	Overstreet	G. Brown	Shorter	Rocker	Williams	Holt	Coleman	Leston	Ward	Iworah	D. Brown
Army	Overstreet	Terrell	Shorter	Rocker	Williams	Holt	Thomas	Leston	Ward	Iworah	D. Brown
UTSA	Overstreet	Terrell	Shorter	Rocker	Williams	Holt	Thomas	Leston	Ward	Iworah	D. Brown
Marshall	Overstreet	Terrell	Shorter	Rocker	Williams	Holt	Thomas	Leston	Ward	Iworah	D. Brown
Central Michigan	Overstreet	Terrell	Shorter	Rocker	Williams	Holt	Thomas	Leston	Ward	Iworah	D. Brown



Explosive PLAYS

Yds	Type	Player	Opp.	Qtr.
96*	INT	Juwan Gardner	ODU	4
95*	FR	Wonderful Terry	ILL	3
90*	INT	Wonderful Terry	UTEP	4
85*	INT	Ricardo Singh	UAB	3
80*	Rush	Leon Allen	Army	3
75*	Pass	Doughty to Taylor	Marshall	1
75*	Rush	Anthony Wales	UAB	1
67*	Pass	Doughty to McNeal	UTSA	2
67	Pass	Doughty to Norris	MT	2
55*	Pass	Doughty to McNeal	CMU	1
55*	Pass	Doughty to Taylor	BG	1
54*	Pass	Doughty to Allen	UTSA	1
52	Pass	Doughty to McNeal	CMU	4
50*	Pass	Doughty to German	UTEP	1
50*	Pass	Doughty to Taylor	FAU	1
48	Rush	Leon Allen	Army	3
47*	Pass	Doughty to Taylor	UTSA	1
47*	Pass	Doughty to Norris	MT	2
46	Rush	Anthony Wales	LT	1
46*	Pass	Doughty to Taylor	LT	1
45*	Pass	Doughty to McNeal	Army	2
45*	Pass	Doughty to German	ODU	1
44	Rush	Leon Allen	Army	3
44	Pass	Doughty to Taylor	Navy	3
43*	INT	Wonderful Terry	Navy	4
42	Pass	Doughty to Norris	Marshall	4
39	Pass	Doughty to Dangerfield	UTEP	3
39	Pass	Doughty to German	UAB	2
37	FR	Cam Thomas	UAB	4
37	Pass	Doughty to Dangerfield	MT	3
36	Rush	Leon Allen	Marshall	2
35	Pass	Doughty to Dangerfield	CMU	2
35*	Pass	Doughty to Dangerfield	Marshall	4
35	INT	Ricardo Singh	Marshall	4
34*	Pass	Doughty to Taylor	ODU	2
34*	Pass	Doughty to Grant	BG	2
33	Pass	Doughty to Henry	MT	3
32	Pass	Doughty to Henry	ODU	4
32	Pass	Doughty to McNeal	UAB	1
31	Pass	Doughty to Higbee	Marshall	3
31	Pass	Doughty to Grant	ODU	2
31*	Pass	Doughty to Dangerfield	Navy	3
31	Pass	Doughty to Henry	BG	2
30	Rush	Anthony Wales	CMU	3
30*	Pass	Doughty to McNeal	FAU	1
30	Pass	Doughty to Norris	UAB	1
29	Rush	Leon Allen	CMU	1
29	INT	Branden Leston	Marshall	1
29	Pass	Doughty to Grant	UTEP	2
29	Pass	Doughty to Taylor	ODU	3
29	Pass	Doughty to Norris	MT	1

Yds	Type	Player	Opp.	Qtr.
29	Pass	Doughty to McNeal	BG	3
28	Pass	Doughty to Taylor	CMU	1
28	Rush	Leon Allen	UTSA	2
28	Rush	Anthony Wales	Army	4
28	Pass	Doughty to German	UTEP	4
28	Pass	Doughty to Grant	FAU	4
28	Pass	Doughty to Higbee	MT	2
28	Rush	Leon Allen	ILL	1
27	Pass	Doughty to McNeal	CMU	2
27	Pass	Doughty to Dangerfield	Army	1
26	Pass	Doughty to Grant	MT	2
25	Pass	Fant to Higbee	Marshall	1
25	Rush	Leon Allen	Marshall	2
25	Pass	Doughty to Gorski	Marshall	2
25*	Pass	Doughty to Dangerfield	Marshall	OT
25*	Pass	Doughty to Henry	MT	OT
24*	Pass	Doughty to Grant	UAB	3
24	Rush	Leon Allen	Navy	1
24	Pass	Doughty to German	BG	2
24	Pass	Doughty to Allen	BG	3
23	Pass	Doughty to Norris	CMU	2
23	Pass	Doughty to Higbee	UTSA	3
23	Pass	Doughty to German	LT	2
23	Pass	Doughty to Dangerfield	ODU	3
22	Pass	Doughty to Taylor	UTSA	2
22*	Pass	Doughty to Henry	FAU	2
22	Pass	Doughty to Higbee	Navy	2
22	Pass	Doughty to Wales	Navy	1
21*	Rush	Anthony Wales	CMU	3
21	Rush	Leon Allen	UTEP	4
21	Pass	Doughty to Allen	UTEP	1
21	Pass	Doughty to Henry	ODU	2
21	Pass	Doughty to Allen	ODU	1
21*	Rush	Anthony Wales	UAB	2
21	Pass	Doughty to Henry	UAB	2
21	Pass	Doughty to Dangerfield	MT	OT
21	Pass	Doughty to German	ILL	2
20	Pass	Doughty to Henry	CMU	2
20*	Pass	Doughty to Higbee	Marshall	1
20	Pass	Doughty to Wales	FAU	2
20	Pass	Doughty to Taylor	Navy	3
20	Pass	Doughty to Higbee	MT	3
20*	Pass	Doughty to McNeal	BG	3
20	Pass	Doughty to Taylor	BG	3
20	INT	Prince Charles Iworah	ILL	3
20	Pass	Doughty to Grant	ILL	4
20	Pass	Doughty to Henry	ILL	4

* indicates a touchdown scoring play

WKU'S 20-PLUS YARDS PLAYS BREAKDOWN

BY PLAY (TOUCHDOWNS)

Pass.....	75 (23)
Rush.....	17 (4)
Interception.....	7 (4)
Fumble Return.....	2 (1)

BY GAME

Bowling Green.....	8
Illinois.....	6
Middle Tennessee.....	10
Navy.....	7
UAB.....	9
Florida Atlantic.....	5
Old Dominion.....	9
LA Tech.....	3
UTEP.....	8
Army.....	6
UTSA.....	6
Marshall.....	12
Central Michigan.....	10

BY QUARTER

1st.....	27
2nd.....	30
3rd.....	24
4th.....	15
OT.....	3

RUSHING

Leon Allen.....	11
Anthony Wales.....	6

PASSING

Brandon Doughty.....	74
Nacarius Fant.....	1

RECEIVING

Taywan Taylor.....	13
Jared Dangerfield.....	9
Mitchell Henry.....	9
Willie McNeal.....	9
Tyler Higbee.....	7
Antwane Grant.....	7
Joel German.....	7
Nicholas Norris.....	6
Leon Allen.....	5
Anthony Wales.....	2

2014 GAME-BY-GAME NOTABLES

Opponent	Captains	Coin Toss	Kick/Receive	1st Poss.	Game Time	Game Length	Jerseys	Pants	Result
Bowling Green	Clemmons, Thomas, McNeal, Williams	Loss	Kick	Touchdown	6:35 PM CT	3:39	Red	Red	W, 59-31
Illinois	Clemmons, Thomas, McNeal, Rocker	Win	Receive	Fumble	11:01 AM CT	3:29	White	Red	L, 34-42
Middle Tennessee	Clemmons, Thomas, McNeal, Williams	Loss	Receive	Punt	6:04 PM CT	4:03	White	White	L, 47-50 (3OT)
Navy	Clemmons, Thomas, McNeal, Rocker	Win	Receive	Field Goal	2:34 PM CT	3:38	White	Red	W, 36-27
UAB	Clemmons, Thomas, McNeal, Rocker	Win	Kick	Touchdown	6:00 PM CT	3:20	Red	Red	L, 39-42
Florida Atlantic	Clemmons, Doughty, McNeal, Williams	Win	Receive	Touchdown	12:04 PM ET	3:23	White	Red	L, 38-45
Old Dominion	Clemmons, Thomas, McNeal, Williams	Win	Receive	Touchdown	3:00 PM CT	3:20	Black	Black	W, 66-51
LA Tech	Clemmons, Doughty, Rocker, McNeal	Loss	Receive	Interception	2:05 PM CT	3:35	White	Red	L, 10-59
UTEP	Clemmons, Rocker, McNeal, Williams	Win	Receive	Punt	3:00 PM CT	3:11	Red	Red	W, 35-27
Army	Clemmons, Thomas, McNeal, Williams	Loss	Receive	Punt	11:04 AM CT	3:18	Black	Black	W, 52-24
UTSA	Clemmons, Thomas, McNeal, Williams	Win	Receive	Touchdown	11:05 AM CT	3:20	Red	Black	W, 45-7
Marshall	Clemmons, Thomas, McNeal, Williams	Win	Receive	Touchdown	12:06 PM ET	3:58	White	Red	W, 67-66 (OT)
Central Michigan	Clemmons, Thomas, McNeal, Williams	Loss	Receive	Touchdown	12:05 PM ET	3:39	Red	White	W, 49-48

Play BREAKDOWN

2014 TURNOVERS

Opponent	Forced by WKU				Pts. Off Margin	Forced by Opponent			
	Fum	INT	Tot	Pts Off		Fum	INT	Tot	Pts Off
Bowling Green	0	0	0	0	0	0	0	0	0
Illinois	2	1	3	13	-1	2	1	3	14
Middle Tennessee	0	0	0	0	-7	0	1	1	7
Navy	1	1	2	14	+14	0	1	1	0
UAB	2	1	3	14	+14	0	0	0	0
Florida Atlantic	1	0	1	3	+3	1	1	2	0
Old Dominion	1	2	3	14	+7	2	0	2	7
LA Tech	2	1	3	0	-21	1	4	5	21
UTEP	0	1	1	7	+7	0	0	0	0
Army	0	0	0	0	0	0	0	0	0
UTSA	1	1	2	0	0	0	0	0	0
Marshall	0	4	4	28	21	0	2	2	7
Central Michigan	0	1	1	7	0	1	0	1	7
TOTAL	9	13	21	100	+37	7	10	17	63

2014 WKU BIG PLAYS

Opponent	Rushing				Passing				Special Teams		Defensive Plays	
	15-19	20-29	30-39	40+	20-29	30-39	40-49	50+	Block	Ret. TD	INT	TD
Bowling Green	2	0	0	0	5	2	0	1	0	0	0	0
Illinois	1	1	0	0	3	0	0	0	0	0	1	1
Middle Tennessee	1	0	0	0	7	2	1	1	0	0	0	0
Navy	1	1	0	0	3	1	1	0	0	0	1	1
UAB	1	1	0	1	2	3	0	0	0	0	1	1
Florida Atlantic	1	0	0	0	3	1	0	1	0	0	0	0
Old Dominion	3	0	0	0	4	3	1	0	0	1	2	1
LA Tech	3	0	0	1	1	0	1	0	0	0	1	0
UTEP	0	1	0	0	4	1	0	1	0	0	1	1
Army	4	1	0	3	1	0	1	0	0	0	0	0
UTSA	0	1	0	0	2	0	1	2	0	0	1	0
Marshall	0	2	1	0	5	2	1	1	0	0	4	0
Central Michigan	1	2	1	0	4	1	0	2	0	0	1	0
TOTAL	18	10	2	5	44	16	7	9	0	1	13	5

2014 OPPONENT BIG PLAYS

Opponent	Rushing				Passing				Special Teams		Defensive Plays	
	15-19	20-29	30-39	40+	20-29	30-39	40-49	50+	Block	Ret. TD	INT	TD
Bowling Green	0	3	0	0	1	0	1	0	0	0	0	0
Illinois	0	1	0	0	2	3	0	1	0	0	1	1
Middle Tennessee	2	0	0	1	1	0	0	2	0	0	1	0
Navy	3	2	1	2	1	0	0	0	0	0	1	0
UAB	3	0	1	0	1	1	1	1	0	1	0	0
Florida Atlantic	2	0	0	1	2	0	1	1	0	0	1	0
Old Dominion	3	1	0	0	3	3	2	1	0	0	0	0
LA Tech	0	1	0	1	3	1	0	0	0	1	4	0
UTEP	2	2	0	0	1	0	0	1	0	1	0	0
Army	4	0	0	2	0	0	0	0	0	0	0	0
UTSA	1	0	1	0	0	0	0	1	0	0	0	0
Marshall	3	2	0	1	4	3	1	0	0	0	2	0
Central Michigan	0	2	0	0	4	2	2	0	0	0	0	0
TOTAL	23	14	3	8	23	13	8	8	0	3	10	1

2014 SCORING DRIVES

Opponent	No.	Plays	Yards	Time	TD Drives	Plays	Yards	Time	< 3:00
Bowling Green	9	9.5	76.3	3:31	8	7.4	78	3:36	4
Illinois	5	8.6	52.4	2:30	3	11.0	80.3	3:19	2
Middle Tennessee	6	9.6	74.8	2:52	4	7.0	73.8	2:31	3
Navy	6	8.3	61.6	2:58	3	8.0	67.6	2:51	2
UAB	5	5.6	72.4	2:11	5	5.6	72.4	2:11	4
Florida Atlantic	6	7.8	56.8	2:34	5	8.0	64.8	2:37	3
Old Dominion	8	6.9	63.5	2:26	7	6.2	64.0	2:01	6
LA Tech	2	8.5	74.0	3:10	1	6.0	94.0	2:40	0
UTEP	4	8.0	74.3	2:44	4	8.0	74.3	2:44	3
Army	8	5.4	57.5	2:01	7	5.0	58.1	1:52	5
UTSA	7	5.5	66.4	2:36	6	4.8	71.3	2:12	5
Marshall	9	5.1	50.4	1:43	8	4.6	48.1	1:34	7
Central Michigan	7	6.6	66.7	2:03	7	6.6	66.7	2:03	4

WKU TEAM

Scored 80+ points:	(87) vs. West Virginia Tech (0), 9/8/07
Scored 70+ points:	(87) vs. West Virginia Tech (0), 9/8/07
Scored 60-69 points:	(67) at No. 19 Marshall (66), 11/28/14
Scored 50-59 points:	(52) vs. Army (24), 11/15/14
Scored 40-49 points:	(49) vs. Central Michigan (48), 12/24/14
Defeated a ranked opponent:	at No. 19 Marshall, 11/28/14
Defeated a ranked opponent on the road:	at No. 19 Marshall, 11/28/14
Shutout an opponent:	(20-0) at Florida Atlantic, 10/15/11
Had consecutive shutouts:	(22-0) vs. Southern Illinois, 11/18/00; (27-0) vs. Florida A&M, 11/25/00
Did not allow a touchdown:	(14-6) at Florida International, 10/27/12
Was shutout:	(0-35) at Alabama, 9/8/12
600+ yards of total offense:	(647) vs. Central Michigan, 12/24/14
500-599 yards total offense:	(561) vs. Army, 11/15/14
400-499 yards total offense:	(466) vs. UTSA, 11/22/14
90+ total plays:	(102) at Middle Tennessee, 9/13/14
80+ total plays:	(86) at Marshall, 11/28/14
30+ first downs:	(30) vs. Central Michigan, 12/24/14
500+ yards rushing:	(551) vs. Tennessee-Martin, 9/9/00
400+ yards rushing:	(451) vs. West Virginia Tech, 9/1/05
300+ yards rushing:	(383) vs. Army, 11/15/14
60+ rushing attempts:	(64) vs. Troy, 11/26/11
50+ rushing attempts:	(51) at Louisiana-Lafayette, 11/17/12
5+ rushing touchdowns:	(5) at Texas State 11/23/13
4+ rushing touchdowns:	(4) vs. Army, 11/15/14
500+ yards passing	(593) at Middle Tennessee, 9/13/14
400-499 yards passing	(486) vs. Central Michigan, 12/24/14
300-399 yards passing:	(346) vs. UTSA, 11/22/14
250-299 yards passing:	(297) at Illinois, 9/6/14
60+ pass attempts:	(66) at Middle Tennessee, 9/13/14
50-59 pass attempts:	(50) at Marshall, 11/28/14
40+ pass completions:	(43) at Middle Tennessee, 9/13/14
30-39 pass completions:	(35) at Marshall, 11/28/14
6+ touchdown passes:	(8) at Marshall, 11/28/14
5 touchdown passes:	(5) vs. Central Michigan, 12/24/14
5+ fumbles:	(5) at Troy, 10/11/12 (2 lost)
No turnovers:	vs. UTSA, 11/22/14
5+ turnovers:	(7) vs. Tennessee, 9/7/13
100 yard rusher and 100 yard receiver:	at Marshall, 11/28/14 (RUSH: Leon Allen - 237; REC: Jared Dangerfield - 117, Taywan Taylor - 122)
Two 100-yard+ rushers:	vs. Southern Miss, 9/22/12 (Antonio Andrews - 136; Leon Allen - 132)
Three 100-yard+ rushers:	vs. Southern Illinois, 11/7/98 (Jammie Kyle - 113; Donte Pimpleton - 111; DeWayne Gallishaw - 108)
Two 100-yard receivers:	at Marshall, 11/28/14 (Jared Dangerfield - 117, Taywan Taylor - 122)
Returned a kickoff for TD:	vs. ODU, 10/25/14 (Kylen Towner - 94 yds)
Returned a punt for TD:	vs. Austin Peay, 9/1/12 (Antonio Andrews - 70 yds)
Returned an interception for a TD:	vs. UTEP, 11/8/14 (W. Terry - 90 yds)
Returned a fumble for a TD:	at Illinois, 9/6/14 (W. Terry - 95 yds)
Returned a blocked punt for a TD:	vs. MT, 11/20/10 (Derrius Brooks - 0 yds)
Returned a blocked FG for a TD:	vs. Morgan St., 9/21/13 (J. Dowling - 70 yds)
Had 2+ defensive touchdowns:	at Louisiana-Lafayette, 10/23/10 Fumble Return (Jamarcus Allen - 69 yds); Interception Return (Derrius Brooks - 62 yds)
Blocked a punt:	at Tennessee, 9/7/13 (Tyler Higbee)
Blocked two punts:	vs. Middle Tennessee, 11/20/10 (Bar'ee Boyd - 2)
Blocked a field goal:	vs. Morgan State, 9/21/13 (Tyree Robinson)

Blocked a PAT:	vs. Middle Tennessee, 10/6/11 (Jared Clendenin)
Missed a PAT:	at Georgia State, 11/2/13 (Garrett Schwettman)
Had a punt blocked:	vs. CMU, 12/26/12 (Blocked by A. Cunningham)
Had a field goal blocked:	at Marshall, 11/28/14 (Blocked by A. Blackmon)
Had a PAT Blocked:	vs. UAB, 10/4/14
Held an opponent to less than 10 first downs:	(7) vs. Austin Peay, 9/1/12
Intercepted 4+ passes:	(4) at Texas State, 11/23/13
Intercepted 3+ passes:	(4) at Texas State, 11/23/13
Held an opponent to less than 300 yards:	(234) vs. UTSA, 11/22/14
Held an opponent to less than 200 yards:	(130) at Texas State, 11/23/13
Held an opponent to less than 100 yards:	(15) vs. West Virginia Tech, 9/8/07
Scored a safety:	vs. Navy, 9/28/13 (Xavius Boyd)
Scored a 2-point conversion:	at Marshall, 11/28/14 (Doughty to McNeal)

A HILLTOPPER PLAYER...

Had 300+ yards total offense in a game:	(492) Brandon Doughty vs. CMU, 12/24/14 (486 passing, 4 rushing)
Scored 4+ TDs in a game:	(4) Keshawn Simpson at Georgia St., 11/2/13 (4 rush)
Scored 3 TDs in a game:	(3) Tyler Higbee at Marshall, 11/28/14 (3 receptions)
Rushed 40+ times in a game:	(43) Bobby Rainey vs. Troy, 11/26/11
Rushed 30+ times in a game:	(33) Leon Allen at Marshall, 11/28/14
Rushed for 300+ yards in a game:	(345) Leon Allen vs. Army, 11/15/14
Rushed for 200-299 yards in a game:	(237) Leon Allen at Marshall, 11/28/14
Rushed for 100-199 yards in a game:	(182) Leon Allen vs. ODU, 10/25/14
Rushed for 200+ yards in consecutive games:	Antonio Andrews, (238) at Louisiana-Lafayette, 11/17/12; (230) vs. North Texas, 11/24/12
Rushed for 150+ yards in consecutive games:	Antonio Andrews (155) at ULM, 10/3/13 and (154) vs. Louisiana, 10/15/13
Rushed for 100+ yards in consecutive games:	Leon Allen (128) at Middle Tennessee, 9/13/14 and (102) at Navy, 9/27/14
Rushed for 4+ TDs in a game:	(4) Keshawn Simpson at Georgia St., 11/2/13
Passed for 400+ yards in a game:	(486) Brandon Doughty vs. CMU, 12/24/14
Passed for 300-399 yards in a game:	(346) Brandon Doughty vs. UTSA, 11/22/14
Attempted 60+ passes in a game:	(66) Brandon Doughty at MT, 9/13/14
Attempted 50-59 passes in a game:	(50) Brandon Doughty at Marshall, 11/28/14
Attempted 40-49 passes in a game:	(42) Brandon Doughty vs. CMU, 12/24/14
Attempted 30-39 passes in a game:	(35) Brandon Doughty vs. UTSA, 11/22/14
Threw 6+ TD passes in a game:	(8) Brandon Doughty at Marshall, 11/28/14
Threw 3-5 TD passes in game:	(5) Brandon Doughty vs. CMU, 12/24/14
Had 200+ yards receiving in a game:	(276) Joey Stockton at APSU, 9/16/95
Had 150+ yards receiving in a game:	(155) Willie McNeal vs. CMU, 12/24/14
Had 100+ yards receiving in a game:	(155) Willie McNeal vs. CMU, 12/24/14
Caught 10+ passes in a game:	(12) Taywan Taylor and (10) Jared Dangerfield vs. Bowling Green, 8/29/14
Caught 3+ TD passes in a game:	(3) Tyler Higbee at Marshall, 11/28/14
Caught 2+ TD passes in a game:	(2) Jared Dangerfield vs. UTSA, 11/22/14
Scored 15+ points kicking:	(17) Garrett Schwettman at Middle Tennessee, 9/13/14
Kicked 5+ field goals in a game:	(5) Matt Lange vs. ECU, 9/20/03
Kicked 4+ field goals in a game:	(4) Garrett Schwettman at MT, 9/13/14
Kicked a 50-yard+ FG:	(50) Tanner Siewert at Kentucky, 9/27/08
Had a 60-yard+ punt:	(62) Hendrix Brakefield vs. North Texas, 10/30/10
Had a 70-yard+ punt:	(74) Hendrix Brakefield vs. CMU, 12/26/12
Intercepted 3+ passes in a game:	(3) Branden Leston at Marshall, 11/28/14
Intercepted 2+ passes in a game:	(2) Tyree Robinson and Cam Thomas at Texas State, 11/23/13
Had a 60-69-yard rush:	(65) Antonio Andrews vs. Morgan State, 9/21/13
Had a 70-79-yard rush:	(75) Anthony Wales vs. UAB, 10/4/14
Had an 80-yard+ rush:	(80) Leon Allen vs. Army, 11/15/14
Had a 90-yard+ rush:	(91) Lerron Moore vs. Southern Illinois, 11/1/03
Had a 70-yard+ pass:	(75) Doughty to Taylor at Marshall, 11/28/14
Had an 80-yard+ pass:	(84) Black to Hamilton vs. Morehead State, 11/17/07
Had a 90-yard+ pass:	(96) Jeff Cesarone to Keith Paskett vs. Akron, 10/5/85

The Last TIME

AN OPPOSING TEAM...

Failed to score a TD:	(6) Florida International, 10/27/12
Had 30+ first downs:	(37) No. 19 Marshall, 11/28/14
400+ yards rushing:	(412) Navy, 9/27/14
300-399 yards rushing:	(323) Middle Tennessee, 9/13/14
60+ rushing attempts:	(64) UAB, 10/4/14
50-59 rushing attempts:	(54) FAU, 10/18/14
400+ yards passing:	(493) Central Michigan, 12/24/14
300-399 yards passing:	(378) LA Tech, 11/1/14
250-299 yards passing:	(275) ULM, 10/3/13
50+ pass attempts:	(50) Illinois, 9/6/14
30+ pass completions:	(34) LA Tech, 11/1/14
5+ touchdown passes:	(7) Central Michigan, 12/24/14
4 touchdown passes:	(4) Louisiana-Monroe, 10/20/12
3 touchdown passes:	(3) Old Dominion, 10/25/14
600+ yards total offense:	(607) Central Michigan, 12/24/14
500-599 yards total offense:	(507) LA Tech, 11/1/14
80+ total plays:	(82) No. 19 Marshall, 11/28/14
60+ points:	(66) No. 19 Marshall, 11/28/14
50-59 points:	(59) LA Tech, 11/1/14
40-49 points:	(48) Central Michigan, 12/24/14
No turnovers:	Middle Tennessee, 9/13/14
5+ Fumbles:	(5) Navy (3 lost), 9/10/11
100-yard+ rusher and 100-yard+ receiver:	No. 19 Marshall, 11/28/14 (RUSH: Steward Butler, 24/233)
	REC: Tommy Shuler, 10/132 and Davonte Allen, 6/141
Two 100-yard+ rushers:	Navy, 9/27/14 (Keenan Reynolds — 121 yds; Noah Copeland — 104 yds)
Returned a kickoff for TD:	UTEP, 11/8/14 (Autrey Golden - 92 yds)
Returned a punt for TD:	Kentucky, 9/11/10 (Randall Cobb - 50 yds)
Returned an interception for a TD:	Illinois, 9/6/14 (Taylor Barton - 77 yds)
Returned a fumble for a TD:	Florida Atlantic, 11/10/12 (Keith Reaser — 9 yds)
Returned a blocked punt for a TD:	North Texas, 11/24/07 (Chris Neal — 5 yds.)
Blocked a punt:	Central Michigan, 12/26/12 (Avery Cunningham)
Missed a PAT:	Old Dominion, 10/25/14
Intercepted 3+ passes:	(4) LA Tech, 11/1/14
Scored a safety:	North Texas, 10/31/08 (Eddrick Gilmore)
Scored a 2-point conversion:	Troy, 10/26/13

AN OPPOSING PLAYER...

Rushed 30+ times in a game:	(34) Jordan Howard, UAB, 10/4/14
Rushed for 200+ yards in a game:	(233) Steward Butler, Marshall, 11/28/14
Rushed for 150+ yards in a game:	(183) Jordan Howard, UAB, 10/4/14
Rushed for 3+ touchdowns in a game:	(4) Ray Lawry, ODU, 10/25/14
Passed for 400+ yards in a game:	(493) Cooper Rush, CMU, 12/24/14
Passed for 300-399 yards in a game:	(335) Cody Sokol, LA Tech, 11/1/14
Attempted 40+ passes in a game:	(45) Cooper Rush, CMU, 12/24/14
Attempted 30-39 passes in a game:	(34) Jaquez Johnson, FAU, 10/18/14
Threw 5+ TDs in a game:	(7) Cooper Rush, CMU, 12/24/14
Threw 4 TDs in a game:	(4) Kolton Browning, ULM, 10/20/12
Threw 3 TDs in a game:	(3) Taylor Heinicke, ODU, 10/25/14
Had 400+ yards total offense in a game:	(519) Cooper Rush, CMU, 12/24/14 (PASS: 493; RUSH: 26)
Had 300-399 yards total offense in a game:	(328) Cody Sokol, LA Tech, 11/1/14 (PASS: 335; RUSH - 7)
Had 150+ yards receiving in a game:	(220) Antonio Vaughan, ODU, 10/25/14
Had 100-149 yards receiving in a game:	Titus Davis (137) and Jesse Kroll (109), Central Michigan, 12/24/14
Caught 10+ passes in a game:	(10) Tommy Shuler, Marshall, 11/28/14
Caught 3+ TD passes in a game:	(4) Titus Davis, Central Michigan, 12/24/14
Caught 2 TD passes in a game:	Antonio Vaughan, ODU, 10/25/14
Kicked a 50-yard+ field goal:	(51) Kyle Fischer, LA Tech, 11/1/14
Had a 70-yard+ punt:	(82) Richie Hogan, Central Michigan, 12/26/12
Intercepted 2+ passes in a game:	(2) Adairius Barnes and Levander Liggins, LA Tech, 11/1/14
Had a 70-yard+ run:	(79) Aaron Spikes, Louisiana-Lafayette, 10/22/11
Had an 80-yard+ run:	(83) Corey Crume, Eastern Kentucky, 9/19/98
Had a 70-yard+ pass:	(75) Cody Clements to Josh Magee, UAB, 10/4/14
Had an 80-yard+ pass:	(83) A.J. Porter to Steven Rush, Missouri State, 11/6/04
Had a 90-yard+ pass:	(94) Erik Hutchins to Shoun Habersham, Chattanooga, 11/2/91

Drive SUMMARIES

Aug. 29 vs. Bowling Green	Qtr.	Time	Plays	Yds.	Elapsed
Leon Allen, 2-yd run	1	10:20	10	83	3:20
Doughty to Taylor, 55-yd pass	1	2:29	8	88	2:29
Doughty to Grant, 34-yd pass	2	8:36	8	80	2:32
Doughty to McNeal, 9-yd pass	2	4:41	6	75	2:13
Garrett Schwettman, 29-yd kick	2	0:00	10	63	2:50
Doughty to Dangerfield, 5-yd pass	3	11:24	10	69	3:36
Doughty to McNeal, 20-yd pass	3	4:23	8	77	2:53
Doughty to Dangerfield, 5-yd pass	4	13:29	11	77	4:08
Anthony Wales, 1-yd run	4	2:55	15	75	7:57

Sept. 6 at Illinois	Qtr.	Time	Plays	Yds.	Elapsed
Garrett Schwettman, 41-yd kick	1	5:35	5	16	1:23
Leon Allen, 1-yd run	2	11:12	18	99	5:58
Doughty to Higbee, 16-yd pass	2	4:15	8	67	2:44
Wonderful Terry, 95-yd fumble ret.	3	4:09	-	-	-
Garrett Schwettman, 19-yd kick	3	2:00	4	5	1:09
Doughty to Grant, 14-yd pass	4	0:26	7	75	1:17

Sept. 13 at Middle Tennessee	Qtr.	Time	Plays	Yds.	Elapsed
Garrett Schwettman, 20-yd kick	1	2:23	16	84	4:57
Doughty to Norris, 47-yd pass	2	14:31	6	78	1:52
Doughty to Dangerfield, 14-yd pass	2	10:38	7	76	2:44
Leon Allen, 2-yd run	2	5:51	7	76	3:18
Doughty to Henry, 19-yd pass	4	9:25	8	65	2:12
Garrett Schwettman, 24-yd kick	4	0:20	14	70	2:09
Doughty to Henry, 25-yd pass	-	-	1	25	OT
Garrett Schwettman, 36-yd kick	-	-	4	6	OT
Garrett Schwettman, 27-yd kick	-	-	6	15	OT

Sept. 27 at Navy	Qtr.	Time	Plays	Yds.	Elapsed
Garrett Schwettman, 37-yd kick	1	11:41	9	63	3:19
Garrett Schwettman, 36-yd kick	2	13:03	12	57	4:02
Doughty to McNeal, 13-yd pass	2	9:32	3	24	0:26
Doughty to Dangerfield, 31-yd pass	3	9:46	6	88	1:58
Garrett Schwettman, 33-yd kick	3	0:26	5	47	1:53
Brandon Doughty, 1-yd run	4	6:52	15	91	6:11
Wonderful Terry, 43-yd int. ret.	4	0:45	-	-	-

Oct. 4 vs. UAB	Qtr.	Time	Plays	Yds.	Elapsed
Doughty to Taylor, 15-yd pass	1	11:10	8	72	3:31
Anthony Wales, 2-yd run	1	6:50	7	62	2:52
Anthony Wales, 75-yd run	1	2:29	1	75	0:11
Anthony Wales, 21-yd run	2	6:30	4	78	1:25
Doughty to Grant, 24-yd pass	3	2:55	8	75	2:57
Ricardo Singh, 85-yd int. ret.	3	0:00	-	-	-

Oct. 18 at FAU	Qtr.	Time	Plays	Yds.	Elapsed
Doughty to Taylor, 50-yd pass	1	13:17	5	75	1:43
Doughty to McNeal, 30-yd pass	1	11:39	1	30	0:07
Garrett Schwettman, 42-yd kick	1	2:55	7	18	2:18
Leon Allen, 1-yd run	2	3:25	12	71	4:43
Doughty to Henry, 22-yd pass	2	0:12	5	72	0:44
Leon Allen, 2-yd run	3	2:13	17	75	5:52

Oct. 25 vs. Old Dominion	Qtr.	Time	Plays	Yds.	Elapsed
Leon Allen, 1-yd run	1	12:23	8	73	2:37
Doughty to Grant, 6-yd pass	1	5:24	7	41	2:41
Doughty to German, 45-yd pass	1	3:22	2	45	0:33
Doughty to Grant, 16-yd pass	2	10:19	6	76	1:59
Doughty to Taylor, 34-yd pass	2	8:19	2	61	0:25
Doughty to Dangerfield, 19-yd pass	2	0:12	11	77	2:22
Kylen Towner, 94-yd kickoff ret.	3	11:09	-	-	-
Leon Allen, 12-yd run	3	5:11	8	75	3:30
Juwan Gardner, 96-yd int. ret.	4	8:54	-	-	-
Garrett Schwettman, 27-yd kick	4	2:04	11	60	5:23

Nov. 1 at Louisiana Tech	Qtr.	Time	Plays	Yds.	Elapsed
Doughty to Taylor, 46-yd pass	1	0:00	6	94	2:30
Garrett Schwettman, 31-yd kick	2	4:15	11	54	3:48

Nov. 8 vs. UTEP	Qtr.	Time	Plays	Yds.	Elapsed
Doughty to German, 50-yd pass	1	8:58	7	75	2:41
Leon Allen, 2-yd run	2	3:11	8	74	3:23
Doughty to McNeal, 7-yd pass	3	1:38	7	75	1:57
Wonderful Terry, 90-yd int. ret.	4	12:40	-	-	-
Doughty to Allen, 10-yd pass	4	7:41	6	73	2:55

Nov. 15 vs. Army	Qtr.	Time	Plays	Yds.	Elapsed
Leon Allen, 12-yd run	1	5:41	7	68	2:22
Brandon Doughty, 15-yd run	1	1:18	3	19	0:55
Garrett Schwettman, 36-yd kick	2	8:49	8	53	3:02
Doughty to McNeal, 45-yd pass	2	0:00	7	80	1:43
Leon Allen, 80-yd run	3	11:49	1	80	0:12
Doughty to Dangerfield, 6-yd pass	3	0:47	7	69	3:04
Leon Allen, 1-yd run	4	14:15	4	62	1:03
Doughty to Norris, 9-yd pass	4	10:24	6	29	3:47

Nov. 22 vs. UTSA	Qtr.	Time	Plays	Yds.	Elapsed
Doughty to Allen, 54-yd pass	1	12:46	5	74	2:14
Doughty to Taylor, 47-yd pass	1	4:22	3	61	0:54
Doughty to McNeal, 67-yd pass	2	4:33	1	67	0:12
Doughty to Dangerfield, 13-yd pass	2	1:15	4	71	1:22
Doughty to Dangerfield, 16-yd pass	3	8:10	5	81	1:37
Garrett Schwettman, 34-yd kick	4	11:59	10	36	5:03
Demetrius Coley, 2-yd run	4	1:53	11	75	6:56

Nov. 28 at Marshall	Qtr.	Time	Plays	Yds.	Elapsed
Doughty to Higbee, 11-yd pass	1	11:58	9	62	3:02
Doughty to Allen, 17-yd pass	1	11:23	1	17	0:09
Doughty to Taylor, 75-yd pass	1	8:45	1	75	0:11
Doughty to Higbee, 20-yd pass	1	4:09	8	75	2:53
Leon Allen, 10-yd run	2	13:13	4	31	1:08
Doughty to German, 9-yd pass	2	10:37	6	63	2:29
Doughty to Higbee, 7-yd pass	2	2:12	3	57	0:48
Garrett Schwettman, 21-yd kick	4	12:55	9	69	3:03
Doughty to Dangerfield, 35-yd pass	4	9:11	5	65	1:46
Doughty to Dangerfield, 25-yd pass OT	-	-	2	25	OT

Dec. 24 vs. Central Michigan	Qtr.	Time	Plays	Yds.	Elapsed
Doughty to Dangerfield, 14-yd pass	1	11:23	11	75	3:37
Doughty to German, 12-yd pass	1	8:07	6	75	1:23
Doughty to Grant, 19-yd pass	1	1:13	9	84	3:28
Doughty to Henry, 16-yd pass	2	10:03	10	81	3:23
Doughty to McNeal, 55-yd pass	2	1:41	3	69	1:14
Leon Allen, 1-yd run	2	0:04	6	62	0:42
Anthony Wales, 21-yd run	3	8:55	1	21	0:10

DRIVE SUPERLATIVES

Longest Drive (Yards) - 18 plays, 99 yards - 5:58 at Illinois (Allen 1 run)

Most Plays - 18 plays, 99 yards - 5:58 (Allen 1 run) at Illinois

Fewest Plays on TD Drive - 1 play, Seven times

Most Time Used on TD Drive - 7:57 vs. Bowling Green

Shortest Time Used on TD Drive - 0:07 at FAU

No. of TD Drives Less than 2:00 - 30

2014 RECAPS

GAME 1



Bowling Green	0	10	14	7	-	31
WKU	14	17	14	14	-	59

Aug. 29, 2014 • Houchens-Smith Stadium • Bowling Green, Ky. • 17,215

BOWLING GREEN, Ky. (AP) -- Brandon Doughty threw for a school-record 569 yards and six touchdowns to help Western Kentucky beat Bowling Green State 59-31 on Friday night in the head coaching debuts of Jeff Brohm and Dino Babers.

Brohm's Hilltoppers had a school-record 708 total yards against the defending MAC champions.

Western Kentucky raced to a 21-0 lead on Leon Allen's 2-yard run, and Doughty's 55-yard touchdown pass to Taywan Taylor, and 34-yarder to Atwane Grant.

Taylor finished with 12 catches for 185 yards and Jared Dangerfield had 10 catches for 92 yards and two touchdowns.

Bowling Green scored in the third quarter on Andre Givens' 3-yard run and Matt Johnson's 41-yard pass to Ronnie Moore. Johnson completed 25 of 36 passes for 314 yards.

Doughty countered with two more scoring strikes, finding Willie McNeal for 20 yards and Dangerfield from 5 yards out.

GAME BREAKDOWN

	BGSU	WKU
FIRST DOWNS	26	40
Rushing	7	9
Passing	17	29
Penalty	2	2
NET YARDS RUSHING	152	139
Rushing Attempts	35	40
Average Per Rush	4.3	3.5
Rushing Touchdowns	3	2
Yards Gained Rushing	181	158
Yards Lost Rushing	29	19
NET YARDS PASSING	313	569
Completions-Attempts-Int	25-36-0	46-56-0
Average Per Attempt	8.7	10.2
Average Per Completion	12.5	12.4
Passing Touchdowns	1	6
TOTAL OFFENSE YARDS	465	708
Total offense plays	71	96
Average Gain Per Play	6.5	7.4
Fumbles: Number-Lost	1-0	3-0
Penalties: Number-Yards	11-90	7-66
PUNTS-YARDS	4-172	2-106
Average Yards Per Punt	43.0	53.0
Net Yards Per Punt	40.8	29.0
Inside 20	1	0
50+ Yards	0	2
Touchbacks	0	1
Fair catch	3	0
KICKOFFS-YARDS	6-374	9-553
Average Yards Per Kickoff	62.3	61.4
Net Yards Per Kickoff	40.3	38.9
Touchbacks	3	3
Punt returns: Number-Yards-TD	1-28-0	1-9-0
Average Per Return	28.0	9.0
Kickoff returns: Number-Yds-TD	6-128-0	3-57-0
Average Per Return	21.3	19.0
Interceptions: Number-Yds-TD	0-0-0	0-0-0
Fumble Returns: Number-Yds-TD	0-0-0	0-0-0
Miscellaneous Yards	0	0
Possession Time	24:01	35:59
1st Quarter	6:14	8:46
2nd Quarter	7:20	7:40
3rd Quarter	4:55	10:05
4th Quarter	5:32	9:28
Third-Down Conversions	4 of 11	14 of 18
Fourth-Down Conversions	0 of 1	0 of 0
Red-Zone Scores-Chances	3-5	7-7
Touchdowns	3-5	6-7
Field goals	0-5	1-7
Sacks By: Number-Yards	1-5	3-18
PAT Kicks	4-4	8-8
Field Goals	1-2	1-2

GAME NOTES

- The Hilltoppers have now won three-straight home openers and 17 of their last 21.
- WKU's 59 points against the Falcons marked the highest total for the Hilltoppers in a game in the FBS era.
- WKU gashed Bowling Green for a school record 708 yards, which broke the previous record of 660 versus Central Florida on Sept. 24, 1994.
- WKU set school records with 40 first downs, 29 passing first downs, and the 96 plays run were the second-most in school history.
- With Taywan Taylor's 185 receiving yards and Leon Allen's 152 all-purpose yards, WKU has now had an individual record at least 100 all-purpose yards in 45 straight games dating back to Oct. 9, 2010.
- WKU's Taywan Taylor and Jared Dangerfield became the first pair of Hilltopper receivers in school history to record 10+ catches in the same game.
- Senior quarterback Brandon Doughty set WKU records with 46 completions, 569 passing yards and six touchdown passes.
- Doughty's 569 yards passing were the third-most in C-USA history and 23 shy of the league record. His 46 completions rank fourth in conference history.
- Taylor's 185 receiving yards were the most since Joey Stockton posted 194 versus Murray State in 1997.

SCORING SUMMARY

Team	Qtr	Time	Scoring Play	Pl.	TOP	Score
WKU	1	10:20	Allen 2 run (Schwettman kick)	10-83	3:20	7-0
WKU	1	2:29	Doughty 55 pass to Taylor (Schwettman kick)	8-88	2:12	14-0
WKU	2	8:36	Doughty 34 pass to Grant (Schwettman kick)	8-80	2:32	21-0
BGSU	2	6:54	Coppet 1 run (Tate kick)	7-70	1:42	21-7
WKU	2	4:41	Doughty 9 pass to McNeal (Schwettman kick)	6-75	2:13	28-7
BGSU	2	2:50	Tate 52 kick	6-38	1:51	28-10
WKU	2	0:00	Schwettman 29 kick	10-63	2:50	31-10
WKU	3	11:24	Doughty 5 pass to Dangerfield (Schwettman kick)	10-69	3:36	38-10
BGSU	3	8:54	Givens 3 run (Tate kick)	8-75	2:30	38-17
BGSU	3	7:16	Johnson 41 pass to Moore (Tate kick)	2-51	0:39	38-24
WKU	3	4:23	Doughty 20 pass to McNeal (Schwettman kick)	8-77	2:53	45-24
WKU	4	13:29	Doughty 5 pass to Dangerfield (Schwettman kick)	11-77	4:08	52-24
BGSU	4	10:52	Greene 8 run (Tate kick)	9-69	2:37	52-29
WKU	4	2:55	Wales 1 run (Schwettman kick)	15-75	7:57	59-31

STATISTICS LEADERS

WKU

PASSING	C-A-I	Yds	TD	Long	Sack
Doughty	46-56-0	569	6	55	1

RUSHING	Att.	Yds	TD	Long	Avg.
Allen	28	99	1	17	3.3
Wales	8	27	1	8	3.4
Towner	2	15	0	15	7.5
Doughty	3	(-2)	0	3	-0.7
TOTALS	41	139	2	17	3.2

RECEIVING	No.	Yds	TD	Long
Taylor	12	185	1	55
Dangerfield	10	92	2	16
Henry	6	77	0	31
Allen	6	53	0	24
McNeal	5	70	2	24
Grant	3	53	1	29
Wales	2	9	0	6
German	1	24	0	24
Norris	1	6	0	6
TOTALS	46	569	6	55

BGSU

PASSING	C-A-I	Yds	TD	Long	Sack
Johnson	25-36-0	314	1	41	3

RUSHING	Att.	Yds	TD	Long	Avg.
Green	18	91	1	27	5.1
Coppet	6	65	1	24	10.8
Givens	5	17	1	7	3.4
Johnson	6	(-22)	0	4	-3.7
TOTALS	35	151	3	27	4.3

RECEIVING	No.	Yds	TD	Long
Lewis	8	78	0	16
Dieter	7	78	0	16
Jackson	5	58	0	19
Moore	2	64	1	41
Greene	2	18	0	15
Burbrink	1	18	0	18
TOTALS	25	314	1	41

GAME 2



WKU	3	14	10	7	-	34
Illinois	7	7	7	21	-	42

Sept. 6, 2014 • Memorial Stadium • Champaign, Ill. • 38,561

CHAMPAIGN, Ill. (AP) -- Illinois quarterback Wes Lunt threw for three touchdowns and Taylor Barton returned an interception for a late score to secure a comeback win over Western Kentucky Saturday, 42-34. Lunt was 35 of 50 with one interception for the Illini (2-0).

Barton picked off Hilltopper quarterback Brandon Doughty in the fourth quarter for a 77-yard touchdown that put Illinois up 35-27.

Hilltopper running back Leon Allen finished with 118 yards on 24 carries and a touchdown. Doughty was 28 of 48 for 297 yards, a touchdown and the interception.

Illinois trailed the Hilltoppers 17-17 in the second quarter and, after taking a 21-17 lead in the third quarter, gave it right back with a big turnover, a 95-yard fumble return by Western Kentucky cornerback Wonderful Terry.

Allen was the big reason the Hilltoppers were able to turn a big defensive stand late in the first quarter into a 99-yard touchdown drive that silenced the Memorial Stadium crowd, stunned Illinois and gave Western Kentucky the lead.

A 16-yard touchdown pass from Doughty to Tyler Higbee 7 minutes later gave the Hilltoppers a 17-7 edge with 4:15 left the first half.

GAME BREAKDOWN

	WKU	ILL
FIRST DOWNS	23	28
Rushing	5	6
Passing	17	19
Penalty	1	3
NET YARDS RUSHING	103	64
Rushing Attempts	30	35
Average Per Rush	3.4	1.8
Rushing Touchdowns	1	2
Yards Gained Rushing	141	97
Yards Lost Rushing	38	33
NET YARDS PASSING	297	456
Completions-Attempts-Int	28-48-1	35-50-1
Average Per Attempt	6.2	9.1
Average Per Completion	10.6	13.0
Passing Touchdowns	2	3
TOTAL OFFENSE YARDS	400	520
Total offense plays	78	85
Average Gain Per Play	5.1	6.1
Fumbles: Number-Lost	4-2	4-2
Penalties: Number-Yards	5-24	9-69
PUNTS-YARDS	4-155	1-52
Average Yards Per Punt	38.8	52.0
Net Yards Per Punt	33.2	45.0
Inside 20	0	0
50+ Yards	0	1
Touchbacks	0	0
Fair catch	1	0
KICKOFFS-YARDS	6-362	7-412
Average Yards Per Kickoff	60.3	58.9
Net Yards Per Kickoff	44.0	39.9
Touchbacks	0	4
Punt returns: Number-Yards-TD	1-7-0	2-22-0
Average Per Return	7.0	11.0
Kickoff returns: Number-Yds-TD	2-33-0	5-98-0
Average Per Return	16.5	19.6
Interceptions: Number-Yds-TD	1-20-0	1-77-1
Fumble Returns: Number-Yds-TD	1-95-1	1-6-0
Miscellaneous Yards	0	0
Possession Time	24:54	35:06
1st Quarter	9:26	5:34
2nd Quarter	7:08	7:52
3rd Quarter	3:09	11:51
4th Quarter	5:11	9:49
Third-Down Conversions	7 of 16	9 of 13
Fourth-Down Conversions	1 of 2	0 of 1
Red-Zone Scores-Chances	4-4	4-7
Touchdowns	3-4	4-7
Field goals	1-4	0-7
Sacks By: Number-Yards	1-11	2-15
PAT Kicks	4-4	6-6
Field Goals	2-2	0-2

GAME NOTES

- WKU has posted a 99-yard scoring drive in two of its last three games. Today, WKU took an 18-play drive over 99 yards in 5:58 to erase a 7-3 deficit to lead 10-7.
- WKU has now had an individual record at least 100 all-purpose yards in 46 straight games dating back to Oct. 9, 2010 as Leon Allen reached the mark today.
- The 456 passing yards allowed by WKU were the most allowed in a game by the Hilltoppers in the FBS era.
- For the second straight game, WKU had at least nine different receivers catch a pass in the contest. WKU had 10 players make a pass reception against Illinois today.
- Doughty's interception in the fourth quarter ended a streak of 176 pass attempts without an interception. The streak dated to the second quarter of the Nov. 9, 2013 game at Army.
- Junior Wonderful Terry ripped a ball from an Illinois receiver and returned it 95 yards for a touchdown in the third quarter. It was the first fumble returned for a touchdown by WKU since Nov. 10, 2012 when Quanterus Smith had a 75 yard return for a score against FAU.
- The play is tied for the longest defensive touchdown in program history. It is tied with a 95-yard INT return by Bill Green vs. Morehead State on 11/1/69 and a Walt Apperson INT with a lateral to Jack Binkley for 95 yards on 11/8/52 against EKU.

SCORING SUMMARY

Team	Qtr	Time	Scoring Play	Pl.	TOP	Score
ILL	1	11:26	Ferguson, Josh 1 yd run (Zalewski kick)	4-32	0:53	0-7
WKU	1	5:35	Schwettman 41 kick	5-16	1:23	3-7
WKU	2	11:12	Allen 1 run (Schwettman kick)	18-99	5:58	10-7
WKU	2	4:15	Doughty 16 pass to Higbee (Schwettman kick)	8-67	2:44	17-7
ILL	2	0:41	Dudek 0 fumble recovery (Zalewski kick)	11-74	3:34	17-14
ILL	3	9:36	Lunt 8 pass to Barr (Zalewski kick)	11-65	5:24	17-21
WKU	3	4:09	Terry 95 fumble recovery (Schwettman kick)	-	-	24-21
WKU	3	2:00	Schwettman 19 kick	4-5	1:09	27-21
ILL	4	12:27	Lunt 62 pass to Hardee (Zalewski kick)	9-88	4:33	27-28
ILL	4	10:15	Barton 77 interception return (Zalewski kick)	-	-	27-35
ILL	4	1:43	Young 1 run (Zalewski kick)	5-21	2:19	27-42
WKU	4	0:26	Doughty 14 pass to Grant (Schwettman kick)	7-75	1:17	34-42

STATISTICS LEADERS

WKU

PASSING	C-A-I	Yds	TD	Long	Sack
Doughty	28-48-1	297	2	21	2
RUSHING	Att.	Yds	TD	Long	Avg.
Towner	1	7	0	7	7.0
Wales	1	3	0	3	3.0
Doughty	3	(-1)	0	9	-0.3
Occhipinti	1	(-24)	0	(-24)	-24.0
TOTALS	30	103	1	28	3.4
RECEIVING	No.	Yds	TD	Long	
Allen	6	56	0	19	
Grant	4	58	1	20	
McNeal	4	39	0	17	
Dangerfield	3	31	0	17	
Higbee	3	30	1	16	
Taylor	3	16	0	8	
German	2	35	0	21	
Henry	1	20	0	20	
Norris	1	11	0	11	
Towner	1	1	0	0	
TOTALS	28	297	2	21	

Illinois

PASSING	C-A-I	Yds	TD	Long	Sack
Lunt	35-50-1	456	3	62	1
RUSHING	Att.	Yds	TD	Long	Avg.
Young	14	47	1	13	3.4
Ferguson	14	32	1	21	2.3
Davis	1	2	0	2	2.0
Dudek	1	2	0	2	2.0
TEAM	2	-2	0	0	-1.0
Lunt	3	-17	0	0	-5.7
TOTALS	35	64	2	21	1.8
RECEIVING	No.	Yds	TD	Long	
Allison	8	97	0	30	
Hardee	6	110	1	62	
Turner	6	56	0	16	
Dudek	4	55	1	32	
Barr	4	46	1	20	
LaCrosse, Matt	3	37	0	30	
Davis, Jon	2	34	0	25	
Ferguson, Josh	2	21	0	15	
TOTALS	35	456	3	62	

2014 RECAPS

GAME 3



WKU	3	21	0	10	7	3	3	47
Middle Tennessee	14	10	0	10	7	3	6	50

Sept. 13, 2014 • Floyd Stadium • Murfreesboro, Tenn. • 24,911

MURFREESBORO, Tenn. (AP) -- Austin Grammer threw a 25-yard touchdown pass to Ed'Marques Batties in the third overtime to give Middle Tennessee a 50-47 win over Western Kentucky in the conference opener for both schools on Saturday night.

Grammer ran for a 1-yard touchdown in the first overtime. The teams traded field goals in the second OT. The Hilltoppers' Garrett Schwettman made his fourth field goal, a 27-yarder, in the third overtime before Grammer's game-winning strike.

Grammer threw for 218 yards, and ran for 125 yards and three touchdowns. His 59-yard touchdown run gave the Blue Raiders (2-1, 1-0 Conference USA) an early 7-0 lead, and he ran for an 11-yard score to tie it at 24 at halftime.

Schwettman's 24-yard field goal with 20 seconds sent it to overtime tied at 34.

Brandon Doughty was 43 of 66 for a career-best 593 yards and threw four touchdown passes for Western Kentucky (1-2). The 593 yards was a new Conference USA single-game record.

GAME BREAKDOWN

	WKU	MT
FIRST DOWNS	33	28
Rushing	9	16
Passing	22	11
Penalty	2	1
NET YARDS RUSHING	125	323
Rushing Attempts	36	61
Average Per Rush	3.5	5.3
Rushing Touchdowns	1	5
Yards Gained Rushing	143	352
Yards Lost Rushing	18	29
NET YARDS PASSING	593	218
Completions-Attempts-Int	43-66-1	17-28-0
Average Per Attempt	9.0	7.8
Average Per Completion	13.8	12.8
Passing Touchdowns	4	1
TOTAL OFFENSE YARDS	718	541
Total offense plays	102	89
Average Gain Per Play	7.0	6.1
Fumbles: Number-Lost	0-0	1-0
Penalties: Number-Yards	10-92	7-62
PUNTS-YARDS	3-93	6-241
Average Yards Per Punt	31.0	40.2
Net Yards Per Punt	31.0	39.3
Inside 20	1	2
50+ Yards	0	1
Touchbacks	0	0
Fair catch	0	3
KICKOFFS-YARDS	7-365	7-436
Average Yards Per Kickoff	52.1	62.3
Net Yards Per Kickoff	34.3	37.3
Touchbacks	1	1
Punt returns: Number-Yards-TD	2-5-0	0-0-0
Average Per Return	2.5	0.0
Kickoff returns: Number-Yards-TD	6-150-0	5-100-0
Average Per Return	25.0	20.0
Interceptions: Number-Yards-TD	0-0-0	1-0-0
Fumble Returns: Number-Yards-TD	0-0-0	0-0-0
Miscellaneous Yards	0	0
Possession Time	30:46	29:14
1st Quarter	11:45	3:15
2nd Quarter	7:02	7:58
3rd Quarter	6:51	8:09
4th Quarter	5:08	9:52
Third-Down Conversions	12 of 21	7 of 18
Fourth-Down Conversions	0 of 1	2 of 2
Red-Zone Scores-Chances	7-9	7-7
Touchdowns	3-9	4-7
Field goals	4-9	3-7
Sacks By: Number-Yards	2-21	2-14
PAT Kicks	5-5	5-5
Field Goals	4-5	3-3

GAME NOTES

- WKU played its first overtime game since Oct. 20, 2012, a 43-42 loss to ULM. WKU is now 9-3 all-time in overtime games.
- WKU has now had an individual record at least 100 all-purpose yards in 47 straight games dating back to Oct. 9, 2010 as multiple Hilltoppers reached the mark today.
- The contest was tied for the longest game in WKU history, tying a three overtime game in 1997 against Murray State, a 52-50 win for WKU in Bowling Green.
- When WKU failed to score in the third quarter tonight, it ended a streak of 15 consecutive quarters with a score for WKU.
- WKU's 718 yards of total offense set a new school record, breaking the mark that was set just two weeks ago when WKU had 708 yards against Bowling Green.
- WKU ran 102 plays in the game, setting a new school record and besting the 97 plays against Eastern Illinois on Nov. 10, 1984, thus marking the first time in school history that WKU has run 100 plays in a single game.
- Doughty's 593 passing yards set a new Conference USA record for passing yards in a game, breaking Chris Redman's record of 592 passing yards against East Carolina on Nov. 14, 1998.
- Doughty moved into the top five of WKU's career passing yardage listing with his pass reception to Joel German midway through the first quarter. He ended the game in fourth place on the career list.

SCORING SUMMARY

Team	Qtr	Time	Scoring Play	Pl.	TOP	Score
MT	1st	7:20	Austin Grammer 59 run (Clark kick)	2-67	0:33	0-7
WKU	1st	2:23	Schwettman 20 kick	16-84	4:57	3-7
MT	1st	1:23	Parker 7 run (Clark kick)	4-65	1:00	3-14
WKU	2nd	14:31	Doughty 47 pass to Norris (Schwettman kick)	6-78	1:52	10-14
WKU	2nd	10:38	Doughty 14 pass to Dangerfield (Schwettman kick)	7-76	2:44	17-14
WKU	2nd	5:51	Allen 2 run (Schwettman kick)	7-76	3:18	24-14
MT	2nd	1:58	Clark 37 kick	13-64	3:53	24-17
MT	2nd	0:13	Grammer 11 run (Clark kick)	7-54	1:27	24-24
MT	4th	11:37	Tucker 2 run (Clark kick)	8-80	2:36	24-31
WKU	4th	9:25	Doughty 19 pass to Henry (Schwettman kick)	8-65	2:12	31-31
MT	4th	2:29	Clark 29 kick	17-68	6:56	31-34
WKU	4th	0:20	Schwettman 24 kick	14-70	2:09	34-34
WKU	OT	15:00	Doughty 25 pass to Henry (Schwettman kick)	1-25	0:00	41-34
MT	OT	15:00	Grammer 1 run (Clark kick)	7-25	0:00	41-41
MT	OT	15:00	Clark 42 kick	4-0	0:00	41-44
WKU	OT	15:00	Schwettman 36 kick	4-6	0:00	44-44
WKU	OT	15:00	Schwettman 27 kick	6-15	0:00	47-44
MT	OT	15:00	Grammer 25 pass to Batties	1-25	0:00	47-50

STATISTICS LEADERS

WKU

PASSING	C-A-I	Yds	TD	Long	Sack
Doughty	43-66-1	593	4	67	2
RUSHING	Att.	Yds	TD	Long	Avg.
Allen	30	128	1	15	4.3
Wales	3	13	0	6	4.3
Towner	1	(-2)	0	0	-2.0
Ochpinti	2	(-14)	0	0	-7.0
TOTALS	36	125	1	15	3.5
RECEIVING	No.	Yds	TD	Long	
Henry	7	128	2	33	
Dangerfield	7	107	1	37	
Norris	6	174	1	67	
Grant	6	73	0	26	
McNeal	6	31	0	7	
Allen	4	8	0	5	
Higbee	2	48	0	28	
German	2	17	0	9	
Taylor	2	4	0	3	
Fant	1	3	0	3	
TOTALS	43	593	4	67	

Middle Tennessee

PASSING	C-A-I	Yds	TD	Long	Sack
Grammer	17-28-0	218	1	52	2
RUSHING	Att.	Yds	TD	Long	Avg.
Grammer	19	125	3	59	6.6
Whatley	15	74	0	14	4.9
Tucker	13	67	1	22	5.2
Bryson	5	34	0	14	6.8
Parker	8	26	1	7	3.2
TEAM	1	-3	0	0	-3.0
TOTALS	61	323	5	59	5.3
RECEIVING	No.	Yds	TD	Long	
Henry	6	54	0	18	
Collis	4	36	0	16	
Bryson	3	27	0	12	
Batties	2	38	1	25	
Tucker	1	52	0	52	
Clarke	1	11	0	11	
TOTALS	17	218	1	52	

GAME 5



WKU	3	10	9	14	-	36
Navy	7	7	7	6	-	27

Sept. 27, 2014 • Navy-Marine Corps Memorial Stadium • Annapolis, Md. • 30,537

ANAPOLIS, Md. (AP) -- Brandon Doughty completed 38 of 54 passes for 387 yards with a pair of touchdowns to lead WKU to a 36-27 victory over Navy on Saturday.

Doughty, who entered leading the nation in passing yards per game (486.3) and total offense per game (480.7), also ran for a score and had an interception. Western Kentucky finished with 552 yards of total offense.

Navy quarterback Keenan Reynolds ran 130 yards on 23 carries with two touchdowns and a fumble. Reynolds has scored in 12 consecutive games, which is also the longest current streak in the nation.

The Midshipmen opened a 21-13 lead on the first possession of the second half with a 7-play, 77-yard drive. However, Western Kentucky responded on the next possession with a 31-yard touchdown pass from Doughty to Jared Dangerfield, but failed on the two-point conversion.

The Hilltoppers then took the lead, 22-21, on a 33-yard field goal by Garrett Schwettman with 26 seconds left in third quarter. Doughty then had a 1-yard keeper with 6:52 left in the game to pad the margin.

Reynolds pulled the Midshipmen within 29-27 with a 2-yard run with 4:31 left in the game, but he was intercepted by Prince Charles Iworah attempting the 2-point conversion. Navy got the ball back with 1:36 remaining, but Keenan was intercepted by Wonderful Terry, who ran 43 yards for the touchdown.

GAME BREAKDOWN

	WKU	Navy
FIRST DOWNS	30	22
Rushing	11	19
Passing	19	3
Penalty	0	0
NET YARDS RUSHING	164	412
Rushing Attempts	34	52
Average Per Rush	4.8	7.9
Rushing Touchdowns	1	4
Yards Gained Rushing	168	450
Yards Lost Rushing	4	38
NET YARDS PASSING	387	55
Completions-Attempts-Int	38-54-1	3-15-1
Average Per Attempt	7.2	3.7
Average Per Completion	10.2	18.3
Passing Touchdowns	2	0
TOTAL OFFENSE YARDS	551	467
Total offense plays	88	67
Average Gain Per Play	6.3	7.0
Fumbles: Number-Lost	0-0	2-1
Penalties: Number-Yards	7-66	3-25
PUNTS-YARDS	5-193	5-224
Average Yards Per Punt	38.6	44.8
Net Yards Per Punt	34.6	36.0
Inside 20	1	3
50+ Yards	1	1
Touchbacks	1	1
Fair catch	0	0
KICKOFFS-YARDS	8-448	5-308
Average Yards Per Kickoff	56.0	61.6
Net Yards Per Kickoff	38.1	39.4
Touchbacks	0	1
Punt returns: Number-Yards-TD	3-24-0	1-0-0
Average Per Return	8.0	0.0
Kickoff returns: Number-Yds-TD	4-86-0	8-143-0
Average Per Return	21.5	17.9
Interceptions: Number-Yds-TD	1-43-1	1-37-0
Fumble Returns: Number-Yds-TD	0-0-0	0-0-0
Miscellaneous Yards	0	0
Possession Time	29:47	30:13
1st Quarter	8:28	6:32
2nd Quarter	5:23	9:37
3rd Quarter	6:41	8:19
4th Quarter	9:15	5:45
Third-Down Conversions	7 of 15	2 of 11
Fourth-Down Conversions	0 of 0	1 of 3
Red-Zone Scores-Chances	5-6	3-4
Touchdowns	2-6	3-4
Field goals	3-6	0-4
Sacks By: Number-Yards	4-29	0-0
PAT Kicks	3-3	3-3
Field Goals	3-3	0-1

GAME NOTES

- WKU extended its winning streak against the service academies to three-straight dating back to 2013.
- WKU has scored at least 34 points in six-straight games dating back to the 2013 season, which is the longest such streak since accomplishing the feat in eight-straight games from Nov. 16, 2002 to Sept. 20, 2003.
- Senior QB Brandon Doughty completed 38 of 54 passes for 387 yards and two touchdowns. He also became the first quarterback in school history with back-to-back 300-yard games.
- Doughty's fourth-quarter rushing touchdown was the first of his career.
- Navy was 2-of-11 on third down, the fewest third-down conversions allowed by the WKU defense since holding Austin Peay 1-of-12 on Sept. 1, 2012. First time holding an FBS opponent to two third-down conversions since forcing FIU 2-of-12 on Nov. 6, 2011
- Wonderful Terry became the first WKU defensive player with multiple defensive touchdowns in the same season since Bobby Sippio scored three defensive touchdowns (2 INT returns, fumble return) during the 2000 season in which he was a consensus All-American. Terry returned a 4th quarter Keenan Reynolds pass 43 yards for a score.

SCORING SUMMARY

Team	Qtr	Time	Scoring Play	Pl.	TOP	Score
WKU	1st	11:41	Schwettman 37 kick	9-63	3:19	3-0
NAVY	1st	2:05	Reynolds 4 rush (Sloan kick)	9-76	4:28	3-7
WKU	2nd	13:03	Schwettman 36 kick	12-57	4:02	6-7
NAVY	2nd	10:58	Copeland 41 rush (Sloan kick)	5-74	2:05	6-14
WKU	2nd	09:32	Doughty 13 pass to McNeal (Schwettman kick)	3-24	0:26	13-14
NAVY	3rd	11:44	Gulley 19 rush (Sloan kick)	7-77	3:16	13-21
WKU	3rd	09:46	Doughty 31 pass to Dangerfield (2PT failed)	6-88	1:58	19-21
WKU	3rd	00:26	Schwettman 33 kick	5-47	1:53	22-21
WKU	4th	06:52	Doughty 1 rush (Schwettman kick)	15-91	6:11	29-21
NAVY	4th	04:31	Reynolds 2 rush (2PT intercepted)	6-79	2:21	29-27
WKU	4th	00:45	Terry 43 interception return (Schwettman kick)	-	-	36-27

STATISTICS LEADERS

WKU

PASSING	C-A-I	Yds	TD	Long	Sack
Doughty	38-54-1	387	2	44	0
RUSHING	Att.	Yds	TD	Long	Avg.
Allen	17	102	0	24	6.0
Wales	14	60	0	16	4.3
Doughty	2	3	1	1	1.5
TEAM	1	-1	0	-1	-1.0
TOTALS	34	164	1	24	4.8
RECEIVING	No.	Yds	TD	Long	
Dangerfield	7	74	1	31	
Taylor	6	78	0	44	
Grant	6	60	0	15	
Allen	6	58	0	13	
McNeal	5	42	1	16	
Wales	4	39	0	22	
Higbee	2	26	0	22	
German	2	10	0	8	
TOTALS	38	387	2	44	

Navy

PASSING	C-A-I	Yds	TD	Long	Sack
Reynolds	3-14-1	55	0	24	4
RUSHING	Att.	Yds	TD	Long	Avg.
Reynolds	24	121	2	35	5.0
Copeland	5	104	1	52	20.8
Swain	6	52	0	28	8.7
Gulley	4	32	1	19	8.0
Sanders	2	31	0	19	15.5
Cass Jr.	2	23	0	16	11.5
Williams	2	21	0	11	10.5
Brown	2	15	0	9	7.5
Whiteside	4	8	0	4	2.0
Singleton	1	5	0	5	5.0
TOTALS	52	412	4	52	7.9
RECEIVING	No.	Yds	TD	Long	
Brown	1	24	0	24	
Cass Jr.	1	19	0	19	
Tillman	1	12	0	12	
TOTALS	3	55	0	24	

2014 RECAPS

GAME 5



UAB	14	0	21	7	-	42
WKU	20	7	12	0	-	39

Oct. 4, 2014 • Houchens-Smith Stadium • Bowling Green, Ky. • 14,923

BOWLING GREEN, Ky. (AP) -- UAB scored 21 straight points to open the second half on its way to a 42-39 win over WKU Saturday night.

Blazer's Jordan Howard had 183 yards rushing with two touchdowns as the Blazers racked up 591 yards of offense against the Hilltoppers. UAB (3-2, 1-1 Conference USA) opened the game with a J.J. Nelson 100-yard kick return for a touchdown, but trailed 27-14 at halftime.

Anthony Wales scored three touchdowns with scores of 2, 75, and 21 yards in the first half and finished with 138 rushing yards for Western Kentucky (2-3, 0-2).

Ricardo Singh intercepted a rushed Cody Clements pass and returned it 85 yards for a touchdown, giving the Hilltoppers a 39-35 lead as the third quarter expired.

Howard's game-winning score came with 12:17 left in the fourth quarter.

Brandon Doughty, who averaged 461.5 passing yards per game entering the contest, completed 25 of 37 passes for 319 yards and two touchdowns for WKU. WKU's defense allowed a season high 591 yards of offense. UAB shut the Hilltopper offense down in the second half to just 133 yards of offense and one score in the second half.

Clements finished his night with 22 completions on 25 attempts for 300 yards and two touchdowns.

GAME BREAKDOWN

	UAB	WKU
FIRST DOWNS	32	25
Rushing	18	9
Passing	13	14
Penalty	1	2
NET YARDS RUSHING	291	184
Rushing Attempts	64	28
Average Per Rush	4.5	6.6
Rushing Touchdowns	3	3
Yards Gained Rushing	326	193
Yards Lost Rushing	35	9
NET YARDS PASSING	300	319
Completions-Attempts-Int	22-25-1	25-37-0
Average Per Attempt	12.0	8.6
Average Per Completion	13.6	12.8
Passing Touchdowns	2	2
TOTAL OFFENSE YARDS	591	503
Total offense plays	89	65
Average Gain Per Play	6.6	7.7
Fumbles: Number-Lost	2-2	0-0
Penalties: Number-Yards	7-55	6-50
PUNTS-YARDS	2-80	3-118
Average Yards Per Punt	40.0	39.3
Net Yards Per Punt	40.0	37.7
Inside 20	1	1
50+ Yards	0	0
Touchbacks	0	0
Fair catch	1	2
KICKOFFS-YARDS	7-439	7-423
Average Yards Per Kickoff	62.7	60.4
Net Yards Per Kickoff	37.0	26.9
Touchbacks	4	0
Punt returns: Number-Yards-TD	1-5-0	0-0-0
Average Per Return	5.0	0.0
Kickoff returns: Number-Yards-TD	7-235-1	3-80-0
Average Per Return	33.6	26.7
Interceptions: Number-Yards-TD	0-0-0	1-85-1
Fumble Returns: Number-Yards-TD	0-0-0	1-37-0
Miscellaneous Yards	0	0
Possession Time	36:20	23:40
1st Quarter	7:53	7:07
2nd Quarter	8:45	6:15
3rd Quarter	7:21	7:39
4th Quarter	12:21	2:39
Third-Down Conversions	10 of 15	3 of 10
Fourth-Down Conversions	2 of 2	1 of 3
Red-Zone Scores-Chances	3-5	2-3
Touchdowns	3-5	2-3
Field goals	0-5	0-3
Sacks By: Number-Yards	1-2	3-22
PAT Kicks	6-6	3-4
Field Goals	0-1	0-1

GAME NOTES

- WKU extended its FBS-best streak of 34 point performances to seven games, a streak dating back to Nov. 23, 2013
- With WKU's 39 points against UAB, it has now scored 215 points this season, which is tied the highest point total through five games in school history
- Doughty became the first quarterback in school history with three-straight 300 yard games
- Senior WR Willie McNeal upped his career reception total to 140, moving him into fourth place in WKU history. McNeal has at least one catch in 25-straight games and at least four catches in 10-straight games
- Sophomore RB Anthony 'Ace' Wales racked up a career highs in rushing yards (138), TDs (3) and carries (14).
- Wales' 75-yard TD run in the first quarter was the longest by a Hilltopper in the FBS era and the longest since Stephen Willis scampered 86 yards for a TD against Troy on Nov. 10, 2007
- Redshirt senior DB Ricardo Singh snagged his first career INT and returned it 85 yards for a go-ahead TD as third quarter expired
- Singh's 85-yard interception return was the third longest in school history and longest since Lamont Meachem returned a pick 85 yards against Kentucky State on Sept. 19, 1981

SCORING SUMMARY

Team	Qtr	Time	Scoring Play	Pl.	TOP	Score
UAB	1st	14:47	NELSON, JJ 100 yd kickoff return (Long kick)	-	-	7-0
WKU	1st	11:10	Doughty 15 pass to Taylor (Schwettman kick)	8-72	3:31	7-7
WKU	1st	06:50	Wales 2 run (Schwettman kick)	7-62	2:52	7-14
UAB	1st	02:40	Clements 24 pass to Backmann (Long kick)	13-80	4:02	14-14
WKU	1st	02:29	Wales 75 run (Schwettman kick blocked)	1-75	0:11	14-20
WKU	2nd	06:30	Wales 21 run (Schwettman kick)	4-78	1:25	14-27
UAB	3rd	10:55	Howard 1 run (Long kick)	6-60	2:02	21-27
UAB	3rd	08:16	Clements 5 run (Long kick)	5-34	1:27	28-27
UAB	3rd	05:52	Clements 75 pass to Magee (Long kick)	2-75	0:57	35-27
WKU	3rd	02:55	Doughty 24 pass to Grant (2PT failed)	8-75	2:57	35-33
WKU	3rd	00:00	Singh 85 INT return (2PT failed)	-	-	35-39
UAB	4th	12:17	Howard 15 run (Long kick)	6-86	3:43	42-39

STATISTICS LEADERS

WKU

PASSING	C-A-I	Yds	TD	Long	Sack
Doughty	25-37-0	319	2	39	1
RUSHING	Att.	Yds	TD	Long	Avg.
Wales	14	138	3	75	9.9
Allen	9	29	0	13	3.2
Doughty	3	16	0	14	5.3
Brown	1	1	0	1	1.0
TEAM	1	0	0	0	0.0
TOTALS	28	184	3	75	6.6

RECEIVING	No.	Yds	TD	Long
Grant	5	51	1	24
McNeal	5	49	0	32
Henry	4	56	0	21
Norris	3	48	0	30
Taylor	3	44	1	17
German	2	43	0	39
Wales	1	13	0	13
Allen	1	9	0	9
Dangerfield	1	6	0	6
TOTALS	25	319	2	39

UAB

PASSING	C-A-I	Yds	TD	Long	Sack
Clements	22-25-1	300	2	75	3
RUSHING	Att.	Yds	TD	Long	Avg.
Howard	34	183	2	33	5.4
Vinson	16	76	0	19	4.8
Nelson	1	18	0	18	18.0
Clements	10	11	1	11	1.1
Humphrey	1	5	0	5	5.0
TEAM	2	-2	0	0	-1.0
TOTALS	64	291	3	33	4.5
RECEIVING	No.	Yds	TD	Long	
Humphrey	8	93	0	44	
Height	4	21	0	12	
Magee	2	81	1	75	
Nelson	2	43	0	31	
Powell	2	14	0	9	
Backman	1	24	1	24	
Everett	1	17	0	17	
Henderson	1	5	0	5	
Vinson	1	2	0	2	
TOTALS	22	300	2	75	

GAME 6



WKU	17	14	7	0	-	38
FAU	7	7	14	17	-	45

Oct. 18, 2014 • FAU Stadium • Boca Raton, Fla. • 10,915

BOCA RATON, Fla. (AP) -- Jaquez Johnson connected with Lucky Whitehead on a 61-yard pass play with 1:23 left and Florida Atlantic rallied for a 45-38 victory over WKU on Saturday.

The Owls (3-4, 2-1 Conference USA) trailed 38-28 entering the fourth quarter but Greg Joseph kicked a field goal after missing two previous tries and Greg Howell scored his first touchdown of the season on 4-yard run with 2:18 left to tie the game.

Johnson, who also ran for a score, was 23-of-34 passing for 325 yards and three touchdowns, two to Whitehead, the conference's all-purpose yardage and receptions leader coming in. Whitehead had 125 yards receiving.

Brandon Doughty was 28 of 44 for 335 yards with three scores and an interception for the Hilltoppers (2-4, 0-3). Leon Allen ran for two scores for WKU, which tied a program record by scoring 30-plus points for the eighth straight game over two seasons.

GAME BREAKDOWN

	WKU	FAU
FIRST DOWNS	23	29
Rushing	4	10
Passing	16	18
Penalty	3	1
NET YARDS RUSHING	67	278
Rushing Attempts	26	54
Average Per Rush	2.6	5.1
Rushing Touchdowns	2	3
Yards Gained Rushing	92	282
Yards Lost Rushing	25	4
NET YARDS PASSING	335	341
Completions-Attempts-Int	28-44-1	24-35-0
Average Per Attempt	7.6	9.7
Average Per Completion	12.0	14.2
Passing Touchdowns	3	3
TOTAL OFFENSE YARDS	402	619
Total offense plays	70	89
Average Gain Per Play	5.7	7.0
Fumbles: Number-Lost	1-1	1-1
Penalties: Number-Yards	3-25	6-59
PUNTS-YARDS	3-110	1-40
Average Yards Per Punt	36.7	40.0
Net Yards Per Punt	37.3	18.0
Inside 20	1	0
50+ Yards	0	0
Touchbacks	0	0
Fair catch	0	0
KICKOFFS-YARDS	7-409	8-472
Average Yards Per Kickoff	58.4	59.0
Net Yards Per Kickoff	39.6	39.2
Touchbacks	1	4
Punt returns: Number-Yards-TD	1-22-0	1-2-0
Average Per Return	22.0	-2.0
Kickoff returns: Number-Yds-TD	4-58-0	6-107-0
Average Per Return	14.5	17.8
Interceptions: Number-Yds-TD	0-0-0	1-0-0
Fumble Returns: Number-Yds-TD	0-0-0	0-0-0
Miscellaneous Yards	0	0
Possession Time	23:34	36:26
1st Quarter	6:20	8:40
2nd Quarter	6:17	8:43
3rd Quarter	7:52	7:08
4th Quarter	3:05	11:55
Third-Down Conversions	5 of 12	8 of 18
Fourth-Down Conversions	1 of 2	6 of 6
Red-Zone Scores-Chances	2-2	6-8
Touchdowns	2-2	5-8
Field goals	0-2	1-8
Sacks By: Number-Yards	0-0	4-27
PAT Kicks	5-5	6-6
Field Goals	1-1	1-3

GAME NOTES

- Both teams set new series records for scoring in the game with the 83 points between the teams were also a series record.
- WKU scored on its opening drive for the third straight game and for the fourth time in six games this season. WKU has scored on the opening drive on 13-of-18 occasions with Jeff Brohm on the WKU sideline.
- WKU extended its FBS-best streak of 34-point performances to eight games, a streak dating back to Nov. 23, 2013
- The WKU defense held Florida Atlantic without points during a unique drive that spanned the first and second quarter as FAU went 19 plays for 57 yards but was held without points on the drive after missing a 34-yard field goal.
- Doughty, who became the first quarterback in school history with three-straight 300-yard games in the game with UAB, extended that streak to four games today.
- Doughty reached the 100 yard passing mark before throwing his first incompletion for the second consecutive game. He completed his first six passes for 126 yards today after going 14-of-14 for 177 yards to open against UAB.
- Willie McNeal has at least one catch in 26-straight games and at least four catches in 11-straight games.

SCORING SUMMARY

Team	Qtr	Time	Scoring Play	Pl.	TOP	Score
WKU	1st	13:17	Doughty 50 pass to Taylor (Schwettman kick)	5-75	1:43	7-0
WKU	1st	11:39	Doughty 30 pass to McNeal (Schwettman kick)	1-30	0:07	14-0
FAU	1st	7:37	Johnson 11 pass to Woods (Joseph kick)	9-64	4:02	14-7
WKU	1st	2:55	Schwettman 42 kick	7-18	2:18	17-7
WKU	2nd	3:24	Allen 1 run (Schwettman kick)	12-71	4:43	24-7
FAU	2nd	0:56	Johnson 1 run (Joseph kick)	8-75	2:28	24-14
WKU	2nd	0:12	Doughty 22 pass to Henry (Schwettman kick)	5-72	0:44	31-14
FAU	3rd	11:44	Johnson 20 pass to Whitehead (Joseph kick)	8-79	3:16	31-21
FAU	3rd	8:05	Johnson 1 run (Joseph kick)	4-65	1:39	31-28
WKU	3rd	2:13	Allen 2 run (Schwettman kick)	17-75	5:52	38-28
FAU	4th	11:52	Joseph 32 kick	11-54	5:21	38-31
FAU	4th	2:18	Howell 4 run (Joseph kick)	14-96	7:51	38-38
FAU	4th	1:23	Johnson 61 pass to Whitehead (Joseph kick)	2-64	0:16	38-45

STATISTICS LEADERS

WKU

PASSING	C-A-I	Yds	TD	Long	Sack
Doughty	28-44-1	335	3	50	4
RUSHING	Att.	Yds	TD	Long	Avg.
Allen	12	58	2	19	4.8
Wales	7	22	0	7	3.1
Towner	1	-1	0	0	-1.0
Doughty	6	-12	0	9	-2.0
TOTALS	26	67	2	19	2.6
RECEIVING	No.	Yds	TD	Long	
Dangerfield	6	39	0	10	
McNeal	5	56	1	30	
Taylor	4	78	1	50	
Grant	4	66	0	28	
Wales	4	42	0	20	
Henry	2	36	1	22	
Norris	1	16	0	16	
German	1	3	0	3	
Allen	1	-1	0	0	
TOTALS	28	335	3	50	

FAU

PASSING	C-A-I	Yds	TD	Long	Sack
Johnson	23-34-0	325	3	61	0
Schomp	1-1-0	16	0	16	0
TOTALS	54	341	3	61	0
RUSHING	Att.	Yds	TD	Long	Avg.
Howell	21	118	1	15	5.6
Johnson	17	95	2	40	5.6
Moore	13	54	0	15	4.2
Jackson	3	11	0	8	3.7
TOTALS	54	278	3	40	5.1
RECEIVING	No.	Yds	TD	Long	
Whitehead	8	125	2	61	
Woods	4	83	1	44	
Stoshak	3	40	0	17	
Jackson	2	29	0	18	
Moise	2	22	0	14	
Moore	1	14	0	14	
Cunningham	1	13	0	13	
Dukes	1	13	0	13	
Deleon	1	1	0	1	
Hankerson	1	1	0	1	
TOTALS	24	341	3	61	

2014 RECAPS

GAME 7



ODU	3	27	21	0	-	51
WKU	21	21	14	10	-	66

Oct. 25, 2014 • Houchens-Smith Stadium • Bowling Green, Ky. • 17,886

BOWLING GREEN, Ky. (AP) - Brandon Doughty completed 23 of 26 passes for 371 yards and five touchdowns and Western Kentucky earned its first win in Conference USA, beating Old Dominion 66-51 on Saturday.

Western Kentucky (3-4, 1-3 Conference USA) sealed the win with a 96-yard interception return for a touchdown by Juwan Gardner, which put the Hilltoppers up 63-51 with 8:54 left.

Western Kentucky's Leon Allen rushed for a career high 182 yards on 32 carries, including a one-yard touchdown run to open the scoring.

Back-to-back second-quarter touchdown passes from Doughty to Joel German and Antwane Grant made it 21-3 after the first quarter.

Taylor Heinicke led Old Dominion (3-5, 1-4) to 643 yards of offense behind 471 passing yards and three touchdowns.

Old Dominion's Ray Lawry rushed for four scores, including touchdowns from 17 and 4 yards out on the Monarch's first two possessions of the second half, and 148 yards.

GAME BREAKDOWN

	ODU	WKU
FIRST DOWNS	29	32
Rushing	9	13
Passing	19	17
Penalty	1	2
NET YARDS RUSHING	172	230
Rushing Attempts	34	45
Average Per Rush	5.1	5.1
Rushing Touchdowns	4	2
Yards Gained Rushing	180	240
Yards Lost Rushing	8	10
NET YARDS PASSING	471	371
Completions-Attempts-Int	27-40-2	23-26-0
Average Per Attempt	11.8	14.3
Average Per Completion	17.4	16.1
Passing Touchdowns	3	5
TOTAL OFFENSE YARDS	643	601
Total offense plays	74	71
Average Gain Per Play	8.7	8.5
Fumbles: Number-Lost	1-1	2-2
Penalties: Number-Yards	5-51	3-40
PUNTS-YARDS	2-73	1-37
Average Yards Per Punt	36.5	37.0
Net Yards Per Punt	36.5	37.0
Inside 20	0	1
50+ Yards	0	0
Touchbacks	0	0
Fair catch	2	1
KICKOFFS-YARDS	9-529	11-616
Average Yards Per Kickoff	58.8	56.0
Net Yards Per Kickoff	28.7	39.7
Touchbacks	1	1
Punt returns: Number-Yards-TD	0-0-0	0-0-0
Average Per Return	0.0	0.0
Kickoff returns: Number-Yds-TD	10-154-0	8-246-1
Average Per Return	15.4	30.8
Interceptions: Number-Yds-TD	0-0-0	2-96-1
Fumble Returns: Number-Yds-TD	1-25-0	0-0-0
Miscellaneous Yards	0	0
Possession Time	32:07	27:53
1st Quarter	7:14	7:46
2nd Quarter	9:35	5:25
3rd Quarter	9:12	5:48
4th Quarter	6:06	8:54
Third-Down Conversions	8 of 13	5 of 8
Fourth-Down Conversions	2 of 2	0 of 0
Red-Zone Scores-Chances	5-6	6-6
Touchdowns	5-6	5-6
Field goals	0-6	1-6
Sacks By: Number-Yards	1-9	1-6
PAT Kicks	6-7	9-9
Field Goals	1-1	1-1

GAME NOTES

- Playing on Feix Field for the first time since the death of legendary WKU player and coach Jimmy Feix, the Hilltoppers scored 66 points in the victory, the uniform number Feix wore as a WKU player.
- WKU extended its FBS-best streak of 34-point performances to nine games, a streak dating back to Nov. 23, 2013. WKU has now scored at least 30 points in nine-straight games for the first time in school history.
- The 117 combined points between WKU and ODU were tied for the most combined points in a WKU game, tying the 2009 contest between WKU and North Texas in Denton.
- It was tied for the second most combined points in Conference USA history, bested only by the 124 combined points between East Carolina (65) and Marshall (59) in a game on Nov. 23, 2012.
- The Hilltoppers' 66 points were their highest single-game total in the FBS era
- WKU scored in all three phases of the game for the first time since doing so against Morgan State on 09/21/13
- Brandon Doughty broke his own single-season record for passing yards (2,857 in 2013) in the game, upping his season total to 2,871 just seven games into the season.
- Doughty's 5 TD passes upped his season total to 24, a new WKU single-season record

SCORING SUMMARY

Team	Qtr	Time	Scoring Play	Pl.	TOP	Score
WKU	1st	12:23	Allen 1 run (Schwettman kick)	8-73	2:37	0-7
ODU	1st	10:33	Cervi 41 kick	6-47	1:43	3-7
WKU	1st	5:24	Doughty 6 pass to Grant (Schwettman kick)	7-41	2:41	3-14
WKU	1st	3:22	Doughty 45 pass to German (Schwettman kick)	2-45	0:33	3-21
ODU	2nd	14:36	Lawry 12 run (Cervi kick)	11-83	3:40	10-21
ODU	2nd	12:23	Lawry 1 run (Cervi kick failed)	7-44	1:54	16-21
WKU	2nd	10:19	Doughty 16 pass to Grant (Schwettman kick)	6-76	1:59	16-28
ODU	2nd	8:52	Heinicke 19 pass to Vaughn (Cervi kick)	4-75	1:27	23-28
WKU	2nd	8:19	Doughty 34 pass to Taylor (Schwettman kick)	2-61	0:25	23-35
ODU	2nd	2:41	Heinicke 28 pass to Vaughn (Cervi kick)	11-89	5:32	30-35
WKU	2nd	0:12	Doughty 19 pass to Dangerfield (Schwettman kick)	11-77	2:22	30-42
ODU	3rd	11:22	Lawry 17 run (Cervi kick)	7-70	3:30	37-42
WKU	3rd	11:09	Towner 94 kickoff return (Schwettman kick)	-	-	37-49
ODU	3rd	8:41	Lawry 4 run (Cervi kick)	5-76	2:19	44-49
WKU	3rd	5:11	Allen 12 run (Schwettman kick)	8-75	3:30	44-56
ODU	3rd	2:05	Heinicke 39 pass to Vaughan (Cervi kick)	7-71	2:59	51-56
WKU	4th	8:54	Gardner 96 INT return (Schwettman kick)	-	-	51-63
WKU	4th	2:04	Schwettman 27 kick	11-60	5:23	51-66

STATISTICS LEADERS

WKU

PASSING	C-A-I	Yds	TD	Long	Sack
Doughty	23-26-0	371	5	45	1
RUSHING	Att.	Yds	TD	Long	Avg.
Allen	32	182	2	19	5.7
Wales	7	45	0	15	6.4
Warr	2	5	0	3	2.5
TEAM	1	0	0	0	0.0
Doughty	3	-2	0	5	-0.7
TOTALS	45	230	2	19	5.1
RECEIVING	No.	Yds	TD	Long	
Dangerfield	8	95	1	23	
Taylor	4	77	1	34	
Grant	4	61	2	31	
Henry	2	54	0	32	
Allen	2	31	0	21	
German	1	45	1	45	
Wales	1	7	0	7	
Norris	1	1	0	1	
TOTALS	23	371	5	45	

ODU

PASSING	C-A-I	Yds	TD	Long	Sack
Heinicke	27-40-2	471	3	53	1
RUSHING	Att.	Yds	TD	Long	Avg.
Lawry	25	148	4	24	5.9
Johnson	4	11	0	7	2.8
Boyd	1	9	0	9	9.0
Heinicke	4	4	0	5	1.0
TOTALS	34	172	4	24	5.1
RECEIVING	No.	Yds	TD	Long	
Vaughn	8	94	1	28	
Vaughn	6	220	2	53	
Washington	4	36	0	23	
Pascal	3	54	0	33	
Lawry	2	39	0	31	
Little	1	12	0	12	
Duhart	1	8	0	8	
Johnson	1	6	0	6	
Heinicke	1	2	0	2	
TOTALS	27	471	3	53	

GAME 8



WKU	7	3	0	0	-	10
LA Tech	10	21	21	7	-	59

Nov. 1, 2014 • Joe Aillet Stadium • Ruston, La. • 20,011

RUSTON, La. (AP) - Cody Sokol threw for five touchdowns and ran in a sixth to lead Louisiana Tech to a 59-10 win over Western Kentucky on Saturday.

Louisiana Tech (6-3, 5-0 Conference USA) never trailed as Sokol, who finished 30 of 42 for 335 yards and an interception, spread the ball around. Trent Taylor had nine catches for 113 yards and three touchdowns, Kenneth Dixon hauled in an 18-yard TD pass and ran in another score from the 48, and Paul Turner had an 11-yard TD grab.

Carlos Henderson returned a kickoff 96 yards for a touchdown. It was the second game this season that Sokol threw five touchdowns as the Bulldogs outgained Western Kentucky (3-5, 1-4) in total yardage 507 to 297.

Brandon Doughty was 14 of 35 for 134 yards for Western Kentucky, including a 46-yard touchdown strike to Taywan Taylor.

GAME BREAKDOWN

	WKU	LT
FIRST DOWNS	15	31
Rushing	9	10
Passing	6	17
Penalty	0	4
NET YARDS RUSHING	152	129
Rushing Attempts	33	34
Average Per Rush	4.6	3.8
Rushing Touchdowns	0	2
Yards Gained Rushing	188	163
Yards Lost Rushing	36	34
NET YARDS PASSING	145	378
Completions-Attempts-Int	16-39-4	34-49-1
Average Per Attempt	3.7	7.7
Average Per Completion	9.1	11.1
Passing Touchdowns	1	5
TOTAL OFFENSE YARDS	297	507
Total offense plays	72	83
Average Gain Per Play	4.1	6.1
Fumbles: Number-Lost	1-1	2-2
Penalties: Number-Yards	8-93	2-15
PUNTS-YARDS	8-290	2-67
Average Yards Per Punt	36.2	33.5
Net Yards Per Punt	33.0	33.5
Inside 20	1	1
50+ Yards	0	0
Touchbacks	0	0
Fair catch	4	1
KICKOFFS-YARDS	3-189	10-585
Average Yards Per Kickoff	63.0	58.5
Net Yards Per Kickoff	20.0	40.1
Touchbacks	0	0
Punt returns: Number-Yards-TD	0-0-0	3-26-0
Average Per Return	0.0	8.7
Kickoff returns: Number-Yds-TD	10-184-0	3-129-1
Average Per Return	18.4	43.0
Interceptions: Number-Yds-TD	1-0-0	4-73-0
Fumble Returns: Number-Yds-TD	0-0-0	0-0-0
Miscellaneous Yards	0	0
Possession Time	26:54	33:06
1st Quarter	7:37	7:23
2nd Quarter	7:55	7:05
3rd Quarter	4:15	10:45
4th Quarter	7:07	7:53
Third-Down Conversions	4 of 15	7 of 13
Fourth-Down Conversions	0 of 1	0 of 2
Red-Zone Scores-Chances	1-1	6-7
Touchdowns	0-1	6-7
Field goals	1-1	0-7
Sacks By: Number-Yards	1-10	3-26
PAT Kicks	1-1	8-8
Field Goals	1-1	1-1

GAME NOTES

- The Hilltoppers suffered their worst conference loss in school history and their worst league setback since losing 46-6 against Tennessee Tech on Oct. 16, 1965.
- WKU's 59 points allowed were their most allowed in a conference game since giving up 68 at North Texas on Oct. 31, 2009.
- The Hilltoppers were held to season-lows in points (10) and yards (297) while committing a season-high five turnovers.
- WKU's FBS-best and school-record streak of nine-consecutive games of 34 or more points was snapped.
- Senior QB Brandon Doughty surpassed the 3,000-yard mark for the season during the game, making him the first 3,000-yard passer in WKU history
- Sophomore wide receiver Taywan Taylor led WKU with 50 yards receiving on two catches, including a 46-yard TD
- Taylor has caught a touchdown in four-consecutive games.
- Redshirt freshman linebacker Daeshawn Bertram intercepted his first-career pass in the first quarter.
- Junior quarterback Troy Jones made his first career appearance in the fourth quarter, rushing for 24 yards and completing two passes for 11 yards.

SCORING SUMMARY

Team	Qtr	Time	Scoring Play	Pl.	TOP	Score
LT	1st	12:14	Dixon 48 run (Fischer kick)	5-74	1:31	0-7
LT	1st	2:40	Fischer 51 kick	4-1	1:01	0-10
WKU	1st	00:00	Doughty 46 pass to Taylor (Schwettman kick)	6-94	2:35	7-10
LT	2nd	14:47	Henderson 96 kickoff return (Fischer kick)	-	-	7-17
LT	2nd	9:44	Sokol 7 pass to Taylor (Fischer kick)	6-84	2:40	7-24
WKU	2nd	4:15	Schwettman 31 kick	11-54	3:48	10-24
LT	2nd	0:37	Sokol 19 pass to Taylor (Fischer kick)	8-79	3:38	10-31
LT	3rd	11:40	Sokol 18 pass to Dixon (Fischer kick)	10-86	3:20	10-38
LT	3rd	8:49	Sokol 9 pass to Taylor (Fischer kick)	5-19	2:51	10-45
LT	3rd	4:12	Sokol 11 pass to Turner (Fischer kick)	2-25	0:42	10-52
LT	4th	14:09	Sokol 3 run (Fischer kick)	9-69	3:28	10-59

STATISTICS LEADERS

WKU

PASSING	C-A-I	Yds	TD	Long	Sack
Doughty	14-35-4	134	1	46	3
Jones	2-4-0	11	0	11	0
TOTALS	16-39-4	145	1	46	3
RUSHING	Att.	Yds	TD	Long	Avg.
Allen	14	76	0	19	5.4
Wales	4	54	0	46	13.5
Jones	3	24	0	19	8.0
Warr	8	21	0	9	2.6
Doughty	4	-23	0	3	-5.8
TOTALS	33	152	0	46	4.6

RECEIVING	No.	Yds	TD	Long
Grant	4	20	0	11
German	3	34	0	23
Taylor	2	50	1	46
Allen	2	1	0	2
McNeal	2	-3	0	0
Norris	1	19	0	19
Dangerfield	1	15	0	15
Wales	1	9	0	9
TOTALS	16	145	1	46

LA Tech

PASSING	C-A-I	Yds	TD	Long	Sack
Sokol	30-42-1	335	5	32	1
Higgins	2-4-0	23	0	14	0
Burch	2-3-0	20	0	21	0
TOTALS	34-49-1	378	5	32	1

RUSHING	Att.	Yds	TD	Long	Avg.
Dixon	14	77	1	48	5.5
Martin	2	34	0	24	17.0
Brice	2	16	0	8	8.0
Higgins	3	9	0	7	3.0
Craft	4	6	0	3	1.5
Williams	1	3	0	3	3.0
King	2	2	0	5	1.0
Gaines	2	-1	0	2	-0.5
Sokol	3	-7	1	3	-2.3
TEAM	1	-10	0	0	-10.0
TOTALS	34	129	2	48	3.8

RECEIVING	No.	Yds	TD	Long
Taylor	9	113	3	32
Turner	9	84	1	15
Dixon	3	49	1	27
Oliver	2	35	0	21
Grant	2	27	0	20
Henderson	2	26	0	18
Watts	2	18	0	9
Gaines	1	10	0	10
Craft	1	6	0	6
Griffin	1	6	0	6
King	1	5	0	5
McAlindon	1	-1	0	0
TOTALS	34	378	5	32

2014 RECAPS

GAME 9



UTEP	17	3	7	0	-	27
WKU	7	7	7	14	-	35

Nov. 8, 2014 • Houchens-Smith Stadium • Bowling Green, Ky. • 18,472

BOWLING GREEN, Ky. (AP) - WKU scored 21 unanswered points in the second half to notch a 35-27 win over UTEP Saturday.

Wonderful Terry's 90-yard interception return for a touchdown with 12:40 left gave the Hilltoppers (4-5, 2-4 Conference USA) their first lead since the first quarter.

Brandon Doughty completed 23-of-34 passes for 324 yards and three touchdowns, including a 10-yard pass to Leon Allen with 7:41 left to seal the win and keep UTEP one-win away from bowl eligibility. Allen had eight catches for 88 yards while Joel German registered three receptions for 92 yards and a 50-yard touchdown catch from Doughty in the first quarter.

UTEP jumped out to a 27-14 lead at the 3:35 mark of the third quarter with a Nathan Jeffrey three-yard run capping an 18-play drive.

Jameill Showers completed a 69-yard pass to Ian Hamilton on UTEP's first play of the game. Three plays later, Jay Mattox booted a 28-yard field goal to give the Miners the early lead.

Showers finished the game completing just 9-of-22 for 158 yards.

Following UTEP's long third quarter drive, Terry's pick-6 in the fourth quarter set the tone for the remainder of the game as the Hilltoppers shut out an opponent in the fourth quarter at home for the second week in a row.

GAME BREAKDOWN

	UTEP	WKU
FIRST DOWNS	19	16
Rushing	12	2
Passing	7	13
Penalty	0	1
NET YARDS RUSHING	236	34
Rushing Attempts	46	21
Average Per Rush	5.1	1.6
Rushing Touchdowns	2	1
Yards Gained Rushing	239	54
Yards Lost Rushing	3	20
NET YARDS PASSING	158	324
Completions-Attempts-Int	9-22-1	23-34-0
Average Per Attempt	7.2	9.5
Average Per Completion	17.6	14.1
Passing Touchdowns	0	3
TOTAL OFFENSE YARDS	394	358
Total offense plays	68	55
Average Gain Per Play	5.8	6.5
Fumbles: Number-Lost	0-0	1-0
Penalties: Number-Yards	5-37	3-24
PUNTS-YARDS	4-168	6-212
Average Yards Per Punt	42.0	35.3
Net Yards Per Punt	37.0	36.3
Inside 20	1	2
50+ Yards	1	0
Touchbacks	1	0
Fair catch	1	2
KICKOFFS-YARDS	6-390	6-286
Average Yards Per Kickoff	65.0	47.7
Net Yards Per Kickoff	41.2	28.5
Touchbacks	4	0
Punt returns: Number-Yards-TD	1-6-0	0-0-0
Average Per Return	-6.0	0.0
Kickoff returns: Number-Yards-TD	6-115-1	2-43-0
Average Per Return	19.2	21.5
Interceptions: Number-Yards-TD	0-0-0	1-90-1
Fumble Returns: Number-Yards-TD	0-0-0	0-0-0
Miscellaneous Yards	0	0
Possession Time	36:33	23:27
1st Quarter	8:03	6:57
2nd Quarter	8:18	6:42
3rd Quarter	13:03	1:57
4th Quarter	7:09	7:51
Third-Down Conversions	8 of 16	6 of 13
Fourth-Down Conversions	0 of 1	0 of 0
Red-Zone Scores-Chances	4-5	3-3
Touchdowns	2-5	3-3
Field goals	2-5	0-3
Sacks By: Number-Yards	2-15	0-0
PAT Kicks	3-3	5-5
Field Goals	2-2	0-0

GAME NOTES

- WKU overcame a 13-point deficit to win the contest, marking its first double-digit comeback since overcoming a 10-point deficit at Army on Nov. 9, 2013
- The comeback was WKU's largest since overcoming a 14-point deficit versus North Texas on Nov. 24, 2012
- With Wonderful Terry's 90-yard interception return for a TD in the fourth quarter, WKU now has five defensive touchdowns in 2014.
- WKU leads the country with four defensive scores of 80+ yards in 2014
- WKU's five defensive TDs are the most since registering five during the 2007 season
- Doughty's 23 completions moved him to 268 in 2014, which establishes a new WKU single-season record
- Terry is the first WKU defensive player with three TDs in a season since Bobby Sippio had three in 2000
- WKU has scored at least 30 points in 11 of its last 12 games dating back to Nov. 23, 2013
- The Hilltopper defense allowed a season low 394 yards and did not allow a point in the fourth quarter for the second-straight home game

SCORING SUMMARY

Team	Qtr	Time	Scoring Play	Pl.	TOP	Score
UTEP	1st	11:39	Mattox 28 kick	5-73	1:48	3-0
WKU	1st	8:58	Doughty 50 pass to German (Schettman kick)	7-75	2:41	3-7
UTEP	1st	8:44	Golden 92 kick return (Mattox kick)	-	-	10-7
UTEP	1st	2:35	Bell 1 run (Mattox kick)	7-53	4:17	17-7
UTEP	2nd	6:42	Mattox 29 kick	8-31	2:39	20-7
WKU	2nd	3:11	Allen 2 run (Schwettman kick)	8-74	3:23	20-14
UTEP	3rd	03:35	Jeffrey 3 run (Mattox kick)	18-86	11:20	27-14
WKU	3rd	01:38	Doughty 7 pass to McNeal (Schwettman kick)	7-75	1:57	27-21
WKU	4th	12:40	Terry 90 interception return (Schwettman kick)	-	-	27-28
WKU	4th	07:41	Doughty 10 pass to Allen (Schwettman kick)	6-73	2:55	27-35

STATISTICS LEADERS

WKU

PASSING	C-A-I	Yds	TD	Long	Sack
Doughty	23-34-0	324	3	50	2
RUSHING	Att.	Yds	TD	Long	Avg.
Allen	14	48	1	21	3.4
TEAM	3	-2	0	0	-0.7
Doughty	4	-12	0	3	-3.0
TOTALS	21	34	1	21	1.6
RECEIVING	No.	Yds	TD	Long	
Allen	8	88	1	21	
McNeal	5	41	1	15	
German	3	92	1	50	
Grant	3	37	0	29	
Dangerfield	2	53	0	39	
Taylor	1	12	0	12	
Henry	1	1	0	1	
TOTALS	23	324	3	50	

UTEP

PASSING	C-A-I	Yds	TD	Long	Sack
Showers	9-22-1	158	0	69	0
RUSHING	Att.	Yds	TD	Long	Avg.
Bell	18	68	1	9	3.8
Hamm	6	68	0	21	11.3
Jeffrey	12	49	1	14	4.1
Showers	7	36	0	16	5.1
Laufasa	3	15	0	9	5.0
TOTALS	46	236	2	21	5.1
RECEIVING	No.	Yds	TD	Long	
Golden	3	34	0	17	
Jeffery	3	25	0	14	
Hamilton	2	91	0	69	
Laufasa	1	8	0	8	
TOTALS	9	158	0	69	

GAME 10



Army	7	3	14	0	-	24
WKU	14	10	14	14	-	52

Nov. 15, 2014 • Houchens-Smith Stadium • Bowling Green, Ky. • 16,819

BOWLING GREEN, Ky. (AP) - Leon Allen broke the Conference USA single-game rushing yards record with 345 yards and three touchdowns as the Hilltoppers defeated Army 52-24.

WKU (5-5, 2-4 Conference USA) registered 561 yards of offense to win back-to-back games for the first time this season, placing them one win away from bowl eligibility.

Allen scored on rushes of 1, 12, and a career-long 80-yards to give WKU its second-straight win over Army, and its fourth-straight versus the triple-option offense.

Brandon Doughty threw for three scores on 178 yards that included a 45-yarder to Willie McNeal as time expired in the first half for the 24-10 halftime lead.

Angel Santiago put Army (3-7) on the board first with a one-yard run in the first quarter and added a 54-yard run in the third. Larry Dixon led the Black Knights with 131 yards and a 58-yard touchdown run in the third quarter as Army registered 293 yards on the ground.

GAME BREAKDOWN

	Army	WKU
FIRST DOWNS	18	22
Rushing	13	16
Passing	2	6
Penalty	3	0
NET YARDS RUSHING	293	383
Rushing Attempts	57	41
Average Per Rush	5.1	9.3
Rushing Touchdowns	3	4
Yards Gained Rushing	348	395
Yards Lost Rushing	55	12
NET YARDS PASSING	40	178
Completions-Attempts-Int	3-6-0	16-25-0
Average Per Attempt	6.7	7.1
Average Per Completion	13.3	11.1
Passing Touchdowns	0	3
TOTAL OFFENSE YARDS	333	561
Total offense plays	63	66
Average Gain Per Play	5.3	8.5
Fumbles: Number-Lost	1-0	1-0
Penalties: Number-Yards	3-20	7-80
PUNTS-YARDS	3-110	3-103
Average Yards Per Punt	36.7	34.3
Net Yards Per Punt	30.0	33.3
Inside 20	2	0
50+ Yards	0	0
Touchbacks	1	0
Fair catch	2	1
KICKOFFS-YARDS	5-292	7-354
Average Yards Per Kickoff	58.4	50.6
Net Yards Per Kickoff	34.2	32.4
Touchbacks	1	0
Punt returns: Number-Yards-TD	2-3-0	0-0-0
Average Per Return	1.5	0.0
Kickoff returns: Number-Yds-TD	7-127-0	4-96-0
Average Per Return	18.1	24.0
Interceptions: Number-Yds-TD	0-0-0	0-0-0
Fumble Returns: Number-Yds-TD	0-0-0	0-0-0
Miscellaneous Yards	0	0
Possession Time	31:33	28:27
1st Quarter	10:33	4:27
2nd Quarter	9:19	5:41
3rd Quarter	6:56	8:04
4th Quarter	4:45	10:15
Third-Down Conversions	6 of 13	8 of 14
Fourth-Down Conversions	0 of 2	1 of 1
Red-Zone Scores-Chances	1-2	6-7
Touchdowns	1-2	5-7
Field goals	0-2	1-7
Sacks By: Number-Yards	1-9	2-10
PAT Kicks	3-3	7-7
Field Goals	1-2	1-1

GAME NOTES

- Junior running back Leon Allen had a career day with 345 yards on 33 carries along with a career best three touchdowns
- Allen's 345 yards rushing broke a 22-year old WKU single-game record (309 by Eddie Thompson vs. SIU on 10/29/92).
- Allen's 345 yards was the highest single-game total in Conference USA history and one of seven rushing performances of 300+ yards in league history
- Junior kicker Garrett Schwettman's 10 points moved him into 8th place all-time at WKU with 248 career points.
- WKU surrendered season lows in yards (333) and points (24) while pitching a fourth-quarter shutout for the third-straight home game.
- WKU's 52 points pushed its season total to 416, a new FBS high. WKU is 17 points away from breaking the single-season school record with at least two games remaining.
- WKU's three 50-point games in 2014 are the most since scoring 50+ in three games during the 2007 season.
- The Hilltoppers racked up a season-high 8.0 tackles for loss in the contest. WKU totaled 15 tackles for loss against Army and Navy this season.
- With the win, WKU becomes the first non-independent program to sweep Army and Navy in back-to-back seasons since Boston College accomplished the feat in the 2000-01 seasons.

SCORING SUMMARY

Team	Qtr	Time	Scoring Play	Pl.	TOP	Score
ARMY	1st	8:10	Santiago 1 run (Grochowski kick)	12-64	5:47	7-0
WKU	1st	5:41	Allen 12 run (Schwettman kick)	7-68	2:22	7-7
WKU	1st	1:18	Doughty 15 run (Schwettman kick)	3-19	0:55	7-14
ARMY	2nd	11:59	Grochowski 43 kick	10-51	4:14	10-14
WKU	2nd	8:49	Schwettman 36 kick	8-53	3:02	10-17
WKU	2nd	0:00	Doughty 45 pass to McNeal (Schwettman kick)	7-80	1:43	10-24
WKU	3rd	11:49	Allen 80 run (Schwettman kick)	1-80	0:12	10-31
ARMY	3rd	3:59	Santiago 54 run (Grochowski kick)	2-59	0:41	17-31
WKU	3rd	0:47	Doughty 6 pass to Dangerfield (Schwettman kick)	7-69	3:04	17-38
ARMY	3rd	0:26	Dixon 58 run (Grochowski kick)	1-58	0:12	24-38
WKU	4th	14:15	Allen 1 run (Schwettman kick)	4-62	1:03	24-45
WKU	4th	10:24	Doughty 9 pass to Norris (Schwettman kick)	6-29	3:47	24-52

STATISTICS LEADERS

WKU

PASSING	C-A-I	Yds	TD	Long	Sack
Doughty	16-25-0	178	3	45	1
RUSHING	Att.	Yds	TD	Long	Avg.
Allen	33	345	3	80	10.5
Wales	2	33	0	28	16.5
Doughty	4	6	1	15	1.5
TEAM	2	-1	0	0	-0.5
TOTALS	41	383	4	80	9.3

RECEIVING	No.	Yds	TD	Long
Dangerfield	7	73	1	27
McNeal	3	57	1	45
Norris	2	18	1	9
Allen	2	12	0	7
Henry	1	18	0	18
German	1	0	0	0
TOTALS	16	178	3	45

Army

PASSING	C-A-I	Yds	TD	Long	Sack
Santiago	3-6-0	40	0	14	2
RUSHING	Att.	Yds	TD	Long	Avg.
Dixon	15	131	1	58	8.7
Santiago	19	78	2	54	4.1
Giachinta	13	63	0	15	4.8
Maples	2	21	0	19	10.5
Turrentine	1	16	0	16	16.0
Walker	2	9	0	5	4.5
Kemper	1	5	0	5	5.0
Baggett	3	3	0	4	1.0
TEAM	1	-33	0	0	-33.0
TOTALS	46	236	2	21	5.1

RECEIVING	No.	Yds	TD	Long
Poe	2	26	0	14
Walker	1	14	0	14
TOTALS	3	40	0	14

2014 RECAPS

GAME 11



UTSA	0	0	0	7	-	7
WKU	14	14	7	10	-	45

Nov. 22, 2014 • Houchens-Smith Stadium • Bowling Green, Ky. • 12,518

BOWLING GREEN, Ky. (AP) - WKU coach Jeff Brohm believes his team is playing its best football of the season, and the numbers speak for themselves.

Brandon Doughty completed 26 of 35 passes for 346 yards and five touchdowns Saturday and WKU blew by UTSA 45-7.

WKU's 466 yards of offense set a school record for total yards in a season with 5,565.

Doughty threw TD passes to four receivers, including a 67-yarder to Willie McNeal for a 21-0 WKU lead. McNeal led all receivers with 105 yards on seven receptions.

Jared Dangerfield caught two TD passes, his second coming on a 16-yarder from Doughty, which gave the quarterback his 50th career touchdown pass.

The Roadrunners (3-8, 2-5 Conference USA) were held to 234 yards and avoided the shutout with a 47-yard touchdown pass from Dalton Sturm to Kenny Thomas with 8:49 left to play.

The win makes the Hilltoppers bowl eligible for the fourth-straight season, but WKU has only been invited to the post season once in the last three years. It's much of the reason why WKU made the jump to Conference USA, which offers five guaranteed bowl tie-ins, while the Sun Belt Conference only promised two.

GAME BREAKDOWN

	UTSA	WKU
FIRST DOWNS	12	25
Rushing	5	6
Passing	5	13
Penalty	2	6
NET YARDS RUSHING	115	120
Rushing Attempts	39	28
Average Per Rush	2.9	4.3
Rushing Touchdowns	0	1
Yards Gained Rushing	150	128
Yards Lost Rushing	35	8
NET YARDS PASSING	119	346
Completions-Attempts-Int	11-23-1	26-35-0
Average Per Attempt	5.2	9.9
Average Per Completion	10.8	13.3
Passing Touchdowns	1	5
TOTAL OFFENSE YARDS	234	466
Total offense plays	62	63
Average Gain Per Play	3.8	7.4
Fumbles: Number-Lost	3-1	0-0
Penalties: Number-Yards	12-124	4-40
PUNTS-YARDS	7-289	5-192
Average Yards Per Punt	41.3	38.4
Net Yards Per Punt	39.4	33.8
Inside 20	4	1
50+ Yards	0	0
Touchbacks	0	1
Fair catch	4	3
KICKOFFS-YARDS	2-130	8-436
Average Yards Per Kickoff	65.0	54.5
Net Yards Per Kickoff	39.5	36.4
Touchbacks	1	1
Punt returns: Number-Yards-TD	1-3-0	2-13-0
Average Per Return	3.0	6.5
Kickoff returns: Number-Yards-TD	6-120-0	1-26-0
Average Per Return	20.0	26.0
Interceptions: Number-Yards-TD	0-0-0	1-0-0
Fumble Returns: Number-Yards-TD	0-0-0	0-0-0
Miscellaneous Yards	0	0
Possession Time	30:26	29:34
1st Quarter	9:58	5:02
2nd Quarter	7:43	7:17
3rd Quarter	7:42	7:18
4th Quarter	5:03	9:57
Third-Down Conversions	2 of 13	7 of 14
Fourth-Down Conversions	1 of 3	0 of 1
Red-Zone Scores-Chances	0-0	4-4
Touchdowns	0-0	3-4
Field goals	0-0	1-4
Sacks By: Number-Yards	0-0	2-14
PAT Kicks	1-1	6-6
Field Goals	0-0	1-1

GAME NOTES

- With the win, WKU is now bowl eligible for the fourth-straight season - the longest active streak in Conference USA.
- The Hilltoppers are one of eight Group of Five programs to be bowl eligible in four-straight seasons as of Saturday
- WKU has now won four-straight home games, the longest streak for the program since winning eight-straight home games from Sept. 11, 2004 to Oct. 15, 2005.
- The Hilltoppers' 45-7 win was its largest margin of victory in a conference game since defeating Indiana State 41-3 in 2006. It also represented the largest margin of victory in a conference game in the FBS era.
- The Hilltoppers finished their 2014 home slate with a 5-1 record, which is their best home record since going 5-0 in 2004.
- WKU's 45 points moved the Hilltoppers' season total to 461, a new school record.
- QB Brandon Doughty extended his single-season record for TD passes to 36 after tossing 5 versus UTSA. He has 50 for his career and is two away from the school record.
- Doughty's dominance at home continued, as he's now 159-of-213 for 2,107 yards with 24 TDs and no interceptions at Smith Stadium in 2014. He's thrown 388-straight passes without an interception at home dating back to Oct. 15, 2013.
- Doughty has 24 TD passes at home this season - the previous single season record for total TD passes in a season was 22.

SCORING SUMMARY

Team	Qtr	Time	Scoring Play	Pl.	TOP	Score
WKU	1st	12:46	Doughty 54 pass to Allen (Schwettman kick)	5-74	2:14	0-7
WKU	1st	4:22	Doughty 47 pass to Taylor (Schwettman kick)	3-61	0:54	0-14
WKU	2nd	4:33	Doughty 61 pass to McNeal (Schwettman kick)	1-67	0:12	0-21
WKU	2nd	1:15	Doughty 13 pass to Dangerfield (Schwettman kick)	4-71	1:22	0-28
WKU	3rd	8:10	Doughty 16 pass to Dangerfield (Schwettman kick)	5-81	1:37	0-35
WKU	4th	11:59	Schwettman 34 kick	10-36	5:03	0-38
UTSA	4th	8:49	Sturm 47 pass to Thomas Jr (Portillo kick)	6-70	3:03	7-38
WKU	4th	1:53	Coley 2 run (Mugler kick)	11-75	6:56	7-45

STATISTICS LEADERS

WKU

PASSING	C-A-I	Yds	TD	Long	Sack
Doughty	26-35-0	346	5	67	0
RUSHING	Att.	Yds	TD	Long	Avg.
Allen	14	68	0	28	4.9
Wales	8	28	0	11	3.5
Jones	3	11	0	6	3.7
Towner	1	11	0	11	11.0
Coley	1	2	1	2	2.0
Doughty	1	0	0	0	0.0
TOTALS	28	120	1	28	4.3
RECEIVING	No.	Yds	TD	Long	
McNeal	7	105	1	67	
Dangerfield	4	36	2	16	
Taylor	3	73	1	47	
Allen	3	65	1	54	
Henry	3	34	0	16	
German	2	11	0	10	
Higbee	1	23	0	23	
Norris	1	2	0	2	
Turner	1	1	0	1	
Wales	1	-4	0	0	
TOTALS	26	346	5	67	

UTSA

PASSING	C-A-I	Yds	TD	Long	Sack
Robinson	8-20-1	60	0	17	2
Sturm	3-3-0	59	1	47	0
TOTALS	11-23-1	119	1	47	2
RUSHING	Att.	Yds	TD	Long	Avg.
Robinson	10	50	0	37	5.0
Glasco II	13	30	0	8	2.3
Armstrong	5	16	0	4	3.2
Mack	1	13	0	13	13.0
Sturm	2	8	0	8	4.0
Clay	3	5	0	5	1.7
Coleman	1	3	0	3	3.0
Hubble	1	-1	0	0	-1.0
Jones	3	-9	0	4	-3.0
TOTALS	39	115	0	37	2.9
RECEIVING	No.	Yds	TD	Long	
Jones	3	11	0	5	
Hesler	2	-4	0	0	
Thomas Jr.	1	47	1	47	
Armstrong	1	17	0	17	
Monroe	1	16	0	16	
Mack	1	14	0	14	
Shaw	1	13	0	13	
Harrison	1	5	0	5	
TOTALS	11	119	1	47	

GAME 12



WKU	28	21	0	10	8	67
No. 19 Marshall	21	21	7	10	7	66
Nov. 28, 2014 • Joan C. Edwards Stadium • Huntington, W.V. • 23,576						

HUNTINGTON, W.V. (AP) - WKU coach Jeff Brohm didn't want a crazy game with No. 19 Marshall to go on any longer.

If he got the chance in overtime, Brohm had already decided to try a 2-point conversion instead of settling for an extra-point kick to tie it.

After Brandon Doughty threw his Conference USA-record eighth touchdown pass, he hit Willie McNeal for the winning 2-point conversion in overtime to lift Western Kentucky over the previously unbeaten Thundering Herd 67-66 Friday.

It capped a dizzying contest that broke numerous records and ended likely Marshall's chance to play in a marquee New Year's bowl.

Among the records that went down: the 15 combined TD passes were the most in a game involving an FBS team. Houston and Eastern Washington combined for 14 in 1990, and the record for two FBS teams was 13 accomplished four times.

A Marshall defense that was the best in the conference allowed a school-record 738 yards.

Western Kentucky (7-5, 4-4) foiled Marshall's bid for the fourth perfect season in school history. The teams tied the Bowl Subdivision record for the most combined points scored in a game involving a ranked team, set when West Virginia beat Baylor 70-63 in 2012. It was the highest-scoring game in Conference USA history, eclipsing East Carolina's 65-59 win over Marshall in double overtime in 2012.

GAME BREAKDOWN

	WKU	MAR
FIRST DOWNS	37	37
Rushing	13	17
Passing	22	19
Penalty	2	1
NET YARDS RUSHING	222	291
Rushing Attempts	35	36
Average Per Rush	6.3	8.1
Rushing Touchdowns	1	2
Yards Gained Rushing	241	321
Yards Lost Rushing	19	30
NET YARDS PASSING	516	417
Completions-Attempts-Int	35-51-2	29-46-4
Average Per Attempt	10.1	9.1
Average Per Completion	14.7	14.4
Passing Touchdowns	8	7
TOTAL OFFENSE YARDS	738	708
Total offense plays	86	82
Average Gain Per Play	8.6	8.6
Fumbles: Number-Lost	2-0	2-0
Penalties: Number-Yards	4-38	6-59
PUNTS-YARDS	3-124	2-88
Average Yards Per Punt	41.3	44.0
Net Yards Per Punt	37.7	44.0
Inside 20	2	1
50+ Yards	0	0
Touchbacks	0	0
Fair catch	0	1
KICKOFFS-YARDS	10-462	10-614
Average Yards Per Kickoff	46.2	61.4
Net Yards Per Kickoff	31.6	42.7
Touchbacks	1	4
Punt returns: Number-Yards-TD	0-0-0	1-11-0
Average Per Return	0.0	11.0
Kickoff returns: Number-Yds-TD	6-87-0	8-121-0
Average Per Return	14.5	15.1
Interceptions: Number-Yds-TD	4-64-0	2-12-0
Fumble Returns: Number-Yds-TD	0-0-0	0-0-0
Miscellaneous Yards	0	10
Possession Time	33:03	26:57
1st Quarter	8:42	6:18
2nd Quarter	9:14	5:46
3rd Quarter	8:31	6:29
4th Quarter	6:36	8:24
Third-Down Conversions	6 of 12	7 of 11
Fourth-Down Conversions	0 of 0	0 of 0
Red-Zone Scores-Chances	7-8	4-5
Touchdowns	6-8	3-5
Field goals	1-8	1-5
Sacks By: Number-Yards	3-25	2-15
PAT Kicks	8-8	9-9
Field Goals	1-2	1-1

GAME NOTES

- WKU's defeat of Marshall marks the program's first victory over a ranked team in the FBS era after being 0-5 in the previous five meetings versus ranked opponents.
- The Hilltoppers are one of nine Group of Five programs to be bowl eligible in four-straight seasons
- WKU is 8-1 in its last nine games played in the month of November and holds an 12-5 record in the month since 2011
- WKU's 67 points extended the Hilltoppers' single-season record to 528 points in 2014. WKU's 67 points set an opposing team record in Joan C. Edwards Stadium
- WKU's 738 yards set a new school record and marked the third time it has eclipsed 700 yards in 2014.
- The 738 yards were the most Marshall has ever allowed in a game after entering the game as league's top ranked defense
- WKU's 738 yards was the ninth highest single-game total in the FBS this season and sixth highest total in C-USA history
- The 15 combined TD passes between Brandon Doughty (8) and Rakeem Cato (7) were the most in single-game FBS history
- The Hilltoppers' 9 touchdowns upped their season total to 69, breaking the 1973 squad's single-season record of 62 touchdowns
- The Hilltoppers intercepted Marshall quarterback Rakeem Cato four times - he had thrown 8 in 11 previous games

SCORING SUMMARY

Team	Qtr	Time	Scoring Play	Pl.	TOP	Score
WKU	1st	11:58	Doughty 11 pass to Higbee (Schwettman kick)	9-62	3:02	7-0
WKU	1st	11:23	Doughty 17 pass to Allen (Schwettman kick)	1-17	0:09	14-0
MAR	1st	08:56	Cato 26 pass to Shuler (Haig kick)	8-75	2:27	14-7
WKU	1st	08:45	Doughty 75 pass to Taylor (Schwettman kick)	1-75	0:11	21-7
MAR	1st	07:02	Cato 14 pass to Foster (Haig kick)	5-68	1:43	21-14
WKU	1st	04:09	Doughty 20 pass to Higbee (Schwettman kick)	8-75	2:53	28-14
MAR	1st	02:27	Cato 40 pass to Allen (Haig kick)	4-64	1:42	28-21
WKU	2nd	13:13	Allen 10 run (Schwettman kick)	4-31	1:08	35-21
WKU	2nd	10:37	Doughty 9 pass to German (Schwettman kick)	6-63	2:29	42-21
MAR	2nd	07:50	Cato 2 pass to Frohnapfel (Haig kick)	8-69	2:47	42-28
MAR	2nd	07:23	Butler 48 run (Haig kick)	1-48	0:07	42-35
WKU	2nd	02:12	Doughty 7 pass to Higbee (Schwettman kick)	3-57	0:54	49-35
MAR	2nd	01:24	Cato 33 pass to Allen (Haig kick)	3-57	0:48	49-42
MAR	3rd	00:58	Butler 22 run (Haig kick)	8-79	2:41	49-49
WKU	4th	12:55	Schwettman 21 kick	9-69	3:03	52-49
WKU	4th	09:11	Doughty 35 pass to Dangerfield (Schwettman kick)	5-65	1:46	59-49
MAR	4th	05:32	HAIG, Justin 17 yd field goal	9-58	3:39	59-52
MAR	4th	00:39	Cato 5 pass to Frohnapfel (Haig kick)	12-82	2:37	59-59
MAR	OT	15:00	Cato 25 pass to Foster (Haig kick)	2-25	0:00	59-66
WKU	OT	15:00	Doughty 25 pass to Dangerfield (McNeal pass)	2-25	0:00	67-66

STATISTICS LEADERS

WKU

PASSING	C-A-I	Yds	TD	Long	Sack
Doughty	34-50-2	491	8	75	2
Fant	1-1-0	25	0	25	0
TOTALS	35-51-2	516	8	75	2
RUSHING	Att.	Yds	TD	Long	Avg.
Allen	33	237	1	36	7.2
Doughty	2	-15	0	0	-7.5
TOTALS	35	222	1	36	6.3
RECEIVING	No.	Yds	TD	Long	
Dangerfield	8	117	2	35	
Higbee	6	99	3	31	
Allen	5	51	1	17	
Taylor	4	122	1	75	
McNeal	4	24	0	10	
German	3	17	1	9	
Norris	2	43	0	42	
Henry	2	18	0	11	
Gorski	1	25	0	25	
TOTALS	35	516	8	75	

Marshall

PASSING	C-A-I	Yds	TD	Long	Sack
Cato	29-46-4	417	7	40	3
RUSHING	Att.	Yds	TD	Long	Avg.
Butler	24	233	2	48	9.7
Cato	9	29	0	16	3.2
Johnson	3	29	0	14	9.7
TOTALS	36	291	2	48	8.1
RECEIVING	No.	Yds	TD	Long	
Shuler	10	132	1	30	
Allen	6	141	2	40	
Foster	4	71	2	25	
Frohnapfel	3	14	2	7	
Wilkins	2	29	0	21	
McManus	2	16	0	14	
Jean-Louis	1	8	0	8	
Yurachek	1	6	0	6	
TOTALS	29	417	7	40	

2014 RECAPS

GAME 13



Central Michigan	7	7	0	34	-	48
WKU	21	21	7	0	-	49

Dec. 24, 2014 • Robinson Stadium • Nassau, Bahamas • 13,667

NASSAU, Bahamas (AP) -- A miracle comeback for Central Michigan on a record-setting day by quarterback Cooper Rush fell just short at the inaugural Bahamas Bowl.

Down by 35 points with 12 minutes remaining, Central Michigan scored the final five touchdowns of the game, including a three-lateral, 75-yard dazzler on the final play. But WKU escaped with a 49-48 victory Wednesday when Rush's 2-point conversion pass fell incomplete.

The ending largely overshadowed a huge day by Doughty, who threw for 486 yards. Doughty completed 31 of 42 passes for the Hilltoppers (8-5) and capped the sixth-highest single-season touchdown total in major college football history.

"It was a roller-coaster ride," said Doughty, who threw for five touchdowns and increased his nation-leading total to 49 on the season. "We were just lucky and blessed that we got the win."

GAME BREAKDOWN

	CMU	WKU
FIRST DOWNS	28	30
Rushing	6	6
Passing	20	22
Penalty	2	2
NET YARDS RUSHING	114	161
Rushing Attempts	29	32
Average Per Rush	3.9	5.0
Rushing Touchdowns	0	2
Yards Gained Rushing	137	167
Yards Lost Rushing	23	6
NET YARDS PASSING	493	486
Completions-Attempts-Int	28-45-1	31-42-0
Average Per Attempt	11.0	11.6
Average Per Completion	17.6	15.7
Passing Touchdowns	7	5
TOTAL OFFENSE YARDS	607	647
Total offense plays	74	74
Average Gain Per Play	8.2	8.7
Fumbles: Number-Lost	1-0	3-2
Penalties: Number-Yards	8-77	9-105
PUNTS-YARDS	4-77	3-84
Average Yards Per Punt	19.2	28.0
Net Yards Per Punt	19.2	21.3
Inside 20	0	0
50+ Yards	0	0
Touchbacks	0	1
Fair catch	3	1
KICKOFFS-YARDS	6-364	8-444
Average Yards Per Kickoff	60.7	55.5
Net Yards Per Kickoff	40.7	38.5
Touchbacks	4	3
Punt returns: Number-Yards-TD	0-0-0	0-0-0
Average Per Return	0.0	0.0
Kickoff returns: Number-Yards-TD	4-61-0	1-20-0
Average Per Return	15.2	20.0
Interceptions: Number-Yards-TD	0-0-0	1-16-0
Fumble Returns: Number-Yards-TD	1-27-0	0-0-0
Miscellaneous Yards	0	0
Possession Time	32:51	27:09
1st Quarter	6:02	8:58
2nd Quarter	9:41	5:19
3rd Quarter	7:39	7:21
4th Quarter	9:29	5:31
Third-Down Conversions	6 of 12	8 of 12
Fourth-Down Conversions	1 of 2	1 of 1
Red-Zone Scores-Chances	3-5	5-7
Touchdowns	3-5	5-7
Field goals	0-5	0-7
Sacks By: Number-Yards	0-0	4-19
PAT Kicks	6-6	7-7
Field Goals	0-0	0-1

GAME NOTES

- WKU won the inaugural Popeyes Bahamas bowl and ended its season on a five-game winning to finish its inaugural Conference USA campaign with an 8-5 record. Central Michigan finished its 2014 season with a 7-6 record.
- WKU's win represents the program's first FBS bowl win and its first postseason victory of any sort since defeating Jacksonville State 45-7 in the first round of the 2003 Division I-AA playoffs.
- The eight wins for WKU ties an FBS-high mark for the program and gives the Hilltoppers consecutive eight-win seasons for the first time since the 2003-04 seasons.
- WKU became the first program in FBS history to have a 4,500-yard passer (Brandon Doughty - 4,830) and a 1,500-yard rusher (Leon Allen - 1,542) in the same season.
- Doughty's 5 TD passes moved his season total to 49, which establishes a C-USA single-season record and is the sixth highest total in FBS history.
- Redshirt senior wide receiver Willie McNeal caught 5 passes for a career high 155 yards and to finish his prolific career as WKU's all-time career leader in receptions (171).
- Freshman defensive lineman Derik Overstreet was named the game's Defensive Most Valuable Player after posting career highs in tackles (5), sacks (2) and tackles for loss (2.5).
- With his 52 rushing yards in the contest, Allen increased his season total to 1,542 to make WKU the second team in FBS history to feature a 1,500-yard rusher in five-straight seasons.

SCORING SUMMARY

Team	Qtr	Time	Scoring Play	Pl.	TOP	Score
WKU	1st	11:23	Doughty 14 pass to Dangerfield (Schwettman kick)	11-75	3:37	0-7
CMU	1st	10:00	Rush 21 pass to Davis (Eavey kick)	3-75	1:23	7-7
WKU	1st	8:07	Doughty 12 pass to German (Schwettman kick)	6-75	1:53	7-14
WKU	1st	1:13	Doughty 19 pass to Grant (Schwettman kick)	9-84	3:28	7-21
WKU	2nd	10:03	Doughty 16 pass to Henry (Schwettman kick)	10-81	3:23	7-28
CMU	2nd	2:55	Rush 30 pass to Williams (Eavey kick)	12-79	6:59	14-28
WKU	2nd	1:41	Doughty 55 pass to McNeal (Schwettman kick)	3-69	1:14	14-35
WKU	2nd	0:04	Allen 1 run (Schwettman kick)	6-62	0:42	14-42
WKU	3rd	8:55	Wales 21 run (Schwettman kick)	1-21	0:10	14-49
CMU	4th	11:37	Rush 12 pass to Davis (Eavey kick)	10-80	4:42	21-49
WKU	4th	8:03	Rush 23 pass to Davis (Eavey kick)	5-50	2:04	28-49
CMU	4th	3:06	Rush 10 pass to Williams (Eavey kick)	7-64	3:10	35-49
CMU	4th	1:09	Rush 7 pass to Garland (Eavey kick)	4-55	0:51	42-49
CMU	4th	0:00	Rush 15 pass to Davis (Pass failed)	1-80	0:01	48-49

STATISTICS LEADERS

WKU

PASSING	C-A-I	Yds	TD	Long	Sack
Doughty	31-42-0	486	5	55	0

RUSHING	Att.	Yds	TD	Long	Avg.
Wales	14	95	1	30	6.8
Allen	13	52	1	29	4.0
Taylor	1	11	0	11	11.0
Doughty	2	4	0	3	2.0
Towner	1	1	0	1	1.0
TEAM	1	-2	0	0	-2.0
TOTALS	32	161	2	30	5.0

RECEIVING	No.	Yds	TD	Long
McNeal	5	155	1	55
Dangerfield	5	87	1	35
Allen	5	45	0	11
German	4	27	1	12
Henry	3	47	1	20
Norris	3	33	0	23
Grant	2	30	1	19
Taylor	1	28	0	28
Gorski	1	18	0	18
Wales	1	12	0	12
Higbee	1	4	0	4
TOTALS	31	486	5	55

Central Michigan

PASSING	C-A-I	Yds	TD	Long	Sack
Rush	28-45-1	493	7	47	4

RUSHING	Att.	Yds	TD	Long	Avg.
Walker	9	68	0	22	7.6
Rush	8	26	0	23	3.2
Spalding	8	12	0	8	1.5
Lavallii	4	8	0	9	2.0
TOTALS	29	114	0	23	3.9

RECEIVING	No.	Yds	TD	Long
Davis	6	137	4	45
Kroll	4	109	0	47
Butler	4	69	0	27
Williams	3	70	2	30
Rice	3	32	0	17
Kinville	2	26	0	14
Spalding	2	17	0	11
Lavallii	2	5	0	9
Bacci	1	21	0	21
Garland	1	7	1	7
TOTALS	28	493	7	47

Top 10 CAREER RECORDS

PASS ATTEMPTS

1. Jeff Cesarone, 1984-87	1,379
2. Kawaun Jakes, 2009-2012	1,123
3. Brandon Doughty, 2011-Present	951
4. Justin Haddix, 2003-06	947
5. Leo Peckenpaugh, 1970-73	619
6. Johnny Vance, 1966-69	592
7. John Hall, 1977-80	571
8. Jimmy Feix, 1949-52	554
9. Ralph Antone, 1979-82	519
10. Willie Taggart, 1995-98	420

PASS COMPLETIONS

1. Jeff Cesarone, 1984-87	735
2. Kawaun Jakes, 2009-2012	650
3. Brandon Doughty, 2011-Present	635
4. Justin Haddix, 2003-06	541
5. Johnny Vance, 1966-69	289
6. John Hall, 1977-80	286
7. Leo Peckenpaugh, 1970-73	283
8. Ralph Antone, 1979-82	266
9. Willie Taggart, 1995-98	200
10. Mike Egan, 1965-68	195

NET PASSING YARDS

1. Jeff Cesarone, 1984-87	8,566
2. Justin Haddix, 2003-06	7,929
3. Brandon Doughty, 2011-Present	7,800
4. Kawaun Jakes, 2009-2012	7,538
5. Johnny Vance, 1966-69	4,046
6. John Hall, 1977-80	3,876
7. Jimmy Feix, 1949-52	3,780
8. Ralph Antone, 1979-82	3,555
9. Leo Peckenpaugh, 1970-73	3,532
10. Willie Taggart, 1995-98	3,326

COMPLETION PERCENTAGE

1. Brandon Doughty, 2011-Pres	.668 (635-951; 7,800)
2. K.J. Black, 2007-08	.632 (115-182; 1,284)
3. Kawaun Jakes, 2009-2012	.579 (650-1,123; 7,538)
4. Justin Haddix, 2003-06	.571 (541-947; 7,929)
5. Jason Michael, 1999-02	.553 (126-228; 2,272)
6. David Wolke, 2007-08	.545 (194-356; 2,200)
7. Jeff Cesarone, 1984-87	.533 (735-1,379; 8,566)
8. Ralph Antone, 1979-82	.513 (266-519; 3,555)
9. Scott Campbell, 1988-90	.508 (130-256; 1,660)
10. Scott Bartholomew, 1976-77	.505 (107-212; 1,383)

TOUCHDOWN PASSES

1. Brandon Doughty, 2011-Present	63
2. Kawaun Jakes, 2009-12	51
3. Justin Haddix, 2003-06	50
4. Jeff Cesarone, 1984-87	46
5. Leo Peckenpaugh, 1970-73	35
6. Jimmy Feix, 1949-52	30
John Hall, 1977-80	30
Willie Taggart, 1995-98	30
9. Johnny Vance, 1966-69	28
10. Ralph Antone, 1979-82	27

RECEPTIONS

1. Willie McNeal, 2010-14 (2,181 yds)	171
2. Jake Gaebler, 2006-09 (1,924 yds)	168
3. Jack Doyle, 2009-12 (1,769 yds)	162
4. Curtis Hamilton, 2004-07 (2,324 yds)	149
5. Jay Davis, 1968-71 (2,236 yds)	131
6. Alan Mullins, 1982-85 (1,866 yds)	124
7. Keith Paskett, 1983-86 (2,117 yds)	123
8. Robert Coates, 1986-89 (1,445 yds)	119
9. Cedric Jones, 1984-86, '88 (1,632 yds)	117
10. Eddie Preston, 1976-79 (2,083 yds)	114
- Taywan Taylor, 2013-Pres. (1,037 yds)	69
- Jared Dangerfield, 2014-Pres. (859 yds)	69

TOUCHDOWN RECEPTIONS

1. Eddie Preston, 1976-79	22
2. Willie McNeal, 2010-14	21
Porter Williams, 1970-73	21
4. Curtis Hamilton, 2004-07	19
Jay Davis, 1968-71	19
6. Joey Stockton, 1995-97	17
7. Keith Paskett, 1983-86	14
Alan Mullins, 1982-85	14
9. Jake Gaebler, 2006-09	13
10. Mitchell Henry, 2011-14	12
- Jared Dangerfield, 2014	11

RUSHING YARDS

1. Bobby Rainey, 2008-11 (895 atts)	4,542
2. Lerron Moore, 2003-06 (828 atts)	4,396
3. Willie Taggart, 1995-98 (721 atts)	3,997
4. Antwan Floyd, 1993-96 (697 atts)	3,775
5. Antonio Andrews, 2010-13 (618 atts)	3,674
6. Joe Arnold, 1985-88 (642 atts)	3,570
7. Dickie Moore, 1965-68 (607 atts)	3,560
8. Clarence Jackson, 1970-73 (519 atts)	2,584
9. Jimmy Woods, 1975-78 (612 atts)	2,479
10. Eddie Thompson, 1991-93 (387 atts)	2,349
- Leon Allen, 2012-Pres. (400 atts)	2,216

RUSHING TOUCHDOWNS

1. Willie Taggart, 1995-98	47
2. Lerron Moore, 2003-06	43
3. Clarence Jackson, 1970-73	37
4. Bobby Rainey, 2007-11	35
5. Dickie Moore, 1965-68	34
6. Antonio Andrews, 2010-13	29
7. Joe Arnold, 1985-88	28
8. Antwan Floyd, 1993-96	27
9. Latravis Powell, 1994-97	24
10. Rod Smart, 1996-99	21
Troy Snardon, 1979-81	21
11. Leon Allen, 2012-Present	20
Justin Haddix, 2003-2006	20

Top 10 CAREER RECORDS

TOTAL OFFENSE, PLAYS

1. Jeff Cesarone, 1984-87 (7,852 yds)	1,545
2. Kawaun Jakes, 2009-2012 (8,112 yds)	1,456
3. Justin Haddix, 2003-06 (8,890 yds)	1,309
4. Willie Taggart, 1995-98 (7,270 yds)	1,141
5. Brandon Doughty, 2011-Present (7,637 yds)	1,026
6. Leo Peckenpaugh, 1970-73 (4,107 yds)	940
7. Bobby Rainey, 2008-11 (4,595 yds)	900
8. John Hall, 1977-80 (3,696 yds)	751

TOTAL OFFENSE, YARDS

1. Justin Haddix, 2003-06 (1,309 plays)	8,890
2. Willie Taggart, 1995-98 (1,456 plays)	8,112
3. Jeff Cesarone, 1984-87 (1,545 plays)	7,852
4. Brandon Doughty, 2011-Present (1,026 plays)	7,637
5. Kawaun Jakes, 2009-2012 (1,104 plays)	5,766
6. Johnny Vance, 1966-69 (709 plays)	4,782
7. Bobby Rainey, 2008-11 (900 plays)	4,595
8. Eddie Thompson, 1991-93 (636 plays)	4,109

POINTS SCORED

1. Chris James, 2004-07 (PK)	298
2. Willie Taggart, 1995-98 (QB)	286
3. Peter Martinez, 2000-02 (PK)	279
4. Garrett Schwettman, 2012-Present (PK)	274
5. Jeff Poisel, 1996-99 (PK)	263
6. Lerron Moore, 2003-06 (RB)	260
7. Clarence Jackson, 1970-73 (RB)	252
8. Dan Maher, 1985-88 (PK)	250
9. Bobby Rainey, 2008-11 (RB)	242
10. Dickie Moore, 1965-68 (RB)	203

TOUCHDOWNS SCORED

1. Willie Taggart, 1995-98	47
2. Lerron Moore, 2003-06	43
3. Clarence Jackson, 1970-73	42
4. Bobby Rainey, 2008-11	40
5. Dickie Moore, 1965-68	34
6. Antonio Andrews, 2010-13	33
7. Joe Arnold, 1985-88	32
8. Antwan Floyd, 1993-96	27
Jim Vorhees, 1966-69	27
10. Leon Allen, 2012-Present	24
Glendell Miller, 1982-85	24
Latravis Powell, 1994-97	24

FIELD GOALS

1. Chris James, 2004-07	51
2. Peter Martinez, 2000-02	49
3. Dan Maher, 1985-88	47
4. Garrett Schwettman, 2012-Present	39
5. Jeff Poisel, 1996-99	31
6. Matt Lange, 2002-03	23
7. Jim Griffiths, 1980-82	19
8. Chris Pino, 1990-93	17
9. Dave Betz, 1976-77	15
10. Casey Tinius, 2009-2011	14

PATS MADE

1. Jeff Poisel, 1996-99	170
2. Garrett Schwettman, 2012-Present	157
3. Chris James, 2004-07	145
4. Peter Martinez, 2000-02	132
5. Dan Maher, 1985-88	109
6. Steve Wilson, 1969-72	68
7. Casey Tinius, 2009-11	66
8. Tom Atwood, 1964-67	64
9. Chris Pino, 1990-93	61
Sam Clark, 1961-64	61

CONSECUTIVE PATS MADE

1. Chris James, 9/11/04-9/29/07	119
2. Garrett Schwettman, 10/11/12-11/2/13	59
3. Jeff Poisel, 9/6/97-9/12/98	55
4. Dan Maher, 10/17/87-12/3/88	54
5. Peter Martinez, 9/16/00-10/13/01	53
6. Garrett Schwettman, 10/4/2014-Present	48
7. Matt Lange, 9/6/03-12/6/03	41
8. Steve Wilson, 11/8/69-11/21/70	40

KICKOFF RETURN YARDS

1. Joey Stockton, 1994-97	2,302
2. Antonio Andrews, 2010-13	1,780
3. Bobby Rainey, 2008-11	1,631
4. Willie McNeal, 2010-14	1,390
5. Dennis Mitchell, 2003-06	1,306
6. Joe Arnold, 1985-89	903
7. John Embree, 1970-73	884
8. Nate Jones, 1977-80	845
9. Davlin Mullen, 1979-82	833
10. Jim Sprinkle, 1965-68	771
- Kylen Towner, 2014-Pres.	635

KICKOFF RETURNS

Career

1. Joey Stockton, 1994-97	94
2. Antonio Andrews, 2010-13	70
3. Willie McNeal, 2010-14	64
4. Bobby Rainey, 2008-11	63
5. Dennis Mitchell, 2003-06	62
6. Herb Davis, 1989-91	44
7. Joe Arnold, 1985-88	40
Nate Jones, 1977-80	40
Jim Sprinkle, 1965-68	40
10. John Embree, 1970-73	39
Robert Jackson, 1992-93	39
- Kylen Towner, 2014-Pres.	28

2015 OPPONENT SCHEDULES

VANDERBILT COMMODORES (0-0)

DATE	OPPONENT	TIME	TV/RESULT
September			
3	WKU	7 p.m.	SEC Network
12	Georgia*	2:30 p.m.	CBS
19	Austin Peay	3 p.m.	SEC Network
26	at Ole Miss*	TBA	TBA
October			
3	at Middle Tennessee	6 p.m.	CBS SN
17	at South Carolina*	TBA	TBA
24	Missouri*	TBA	TBA
31	at Houston	TBA	TBA
November			
7	at Florida*	TBA	TBA
14	Kentucky*	TBA	TBA
21	Texas A&M*	TBA	TBA
28	at Tennessee*	TBA	TBA

LA TECH BULLDOGS (0-0)

DATE	OPPONENT	TIME	TV/RESULT
September			
5	Southern	6 p.m.	ASN
10	at WKU*	7 p.m.	FS1
19	at Kansas State	2 p.m.	FSN
26	FIU*	1:30 p.m.	FCS
October			
3	Louisiana-Lafayette	6 p.m.	ASN
10	at UTSA*	6 p.m.	ASN
17	at Mississippi State	TBA	TBA
24	Middle Tennessee*	2:30 p.m.	ASN
30	at Rice*	7 p.m.	FS1
November			
7	North Texas	2:30 p.m.	FSN
21	at UTEP*	TBA	FSN
28	Southern Miss*	TBA	FSN

INDIANA HOOSIERS (0-0)

DATE	OPPONENT	TIME	TV/RESULT
September			
5	Southern Illinois	3 p.m.	ESPNews
12	FIU	7 p.m.	BTN
19	WKU	3 p.m.	ESPNews
26	at Wake Forest	TBA	TBA
October			
3	Ohio State*	TBA	TBA
10	at Penn State*	11 a.m.	TBA
17	Rutgers*	2:30 p.m.	TBA
24	at Michigan State*	TBA	TBA
November			
7	Iowa*	TBA	TBA
14	Michigan*	TBA	TBA
21	at Maryland*	TBA	TBA
28	at Purdue*	TBA	TBA

MIAMI REDHAWKS (0-0)

DATE	OPPONENT	TIME	TV/RESULT
September			
5	Presbyterian	2:30 p.m.	ESPN3
12	at Wisconsin	11 a.m.	ESPN2/U
19	Cincinnati	2:30 p.m.	ESPN3
26	at WKU	2:30 p.m.	CBS SN
October			
3	at Kent State*	2:30 p.m.	TBA
10	at Ohio*	1 p.m.	TBA
17	Northern Illinois*	1:30 p.m.	TBA
24	at Western Michigan*	1 p.m.	TBA
29	Buffalo*	6:30 p.m.	ESPN3
November			
7	Eastern Michigan*	TBA	TBA
14	Akron*	TBA	TBA
21	at UMass	TBA	TBA

RICE OWLS (0-0)

DATE	OPPONENT	TIME	TV/RESULT
September			
5	Wagner	2:30 p.m.	ASN
12	at Texas	7 p.m.	LHN
19	at North Texas*	1:30 p.m.	FCS
26	at Baylor	2 p.m.	FSN
October			
3	WKU*	2:30 p.m.	FSN
10	at Florida Atlantic*	1:30 p.m.	FCS
24	Army	11 a.m.	FSN
30	LA Tech*	7 p.m.	FS1
November			
6	at UTEP*	7 p.m.	CBS SN
14	Southern Miss*	2:30 p.m.	ASN
21	at UTSA*	6 p.m.	ASN
28	Charlotte	2:30 p.m.	ASN

MIDDLE TENNESSEE BLUE RAIDERS (0-0)

DATE	OPPONENT	TIME	TV/RESULT
September			
3	Jackson State	6 p.m.	TBA
12	at Alabama	3 p.m.	SECN
19	Charlotte*	6 p.m.	TBA
26	at Illinois	TBA	TBA
October			
3	Vanderbilt	6 p.m.	CBS SN
10	at WKU*	TBA	FSN
17	FIU*	TBA	FSN
24	at LA Tech*	2:30 p.m.	ASN
November			
7	Marshall*	TBA	FSN
14	at Florida Atlantic*	11 a.m.	ASN
21	North Texas*	11 a.m.	ASN
28	at UTSA*	1:30 p.m.	FCS

NORTH TEXAS MEAN GREEN (0-0)

DATE	OPPONENT	TIME	TV/RESULT
September			
12	at SMU	6 p.m.	TBA
19	Rice*	1:30 p.m.	FCS
26	at Iowa	TBA	TBA
October			
3	at Southern Miss*	TBA	TBA
10	Portland State	TBA	TBA
15	WKU*	6:30 p.m.	CBS SN
24	at Marshall*	2:30 p.m.	FCS
31	UTSA	6 p.m.	ASN
November			
7	at LA Tech*	2:30 p.m.	FSN
14	at Tennessee	TBA	TBA
21	at Middle Tennessee*	11 a.m.	ASN
28	UTEP*	TBA	FSN

LSU TIGERS (0-0)

DATE	OPPONENT	TIME	TV/RESULT
September			
3	McNeese State	6:30 p.m.	SECN
12	at Mississippi State*	8:15 p.m.	ESPN
19	Auburn*	2:30 p.m.	CBS
26	at Syracuse	TBA	TBA
October			
3	Eastern Michigan	TBA	TBA
10	at South Carolina*	TBA	TBA
17	Florida*	TBA	TBA
24	WKU	TBA	TBA
November			
7	at Alabama*	TBA	TBA
14	Arkansas*	TBA	TBA
21	at Ole Miss*	TBA	TBA
28	Texas A&M*	TBA	TBA

OLD DOMINION MONARCHS (0-0)

DATE	OPPONENT	TIME	TV/RESULT
September			
5	at Eastern Michigan	2 p.m.	ESPN3
12	Norfolk State	6 p.m.	ASN
19	NC State	6 p.m.	ASN
26	Appalachian State	2:30 p.m.	ASN
October			
3	at Marshall*	2:30 p.m.	ASN
17	Charlotte*	2:30 p.m.	ASN
24	at FIU*	5 p.m.	TBA
31	WKU*	TBA	FSN
November			
7	at UTSA*	6 p.m.	ASN
14	UTEP*	TBA	FSN
21	at Southern Miss*	2:30 p.m.	ASN
28	Florida Atlantic*	11 a.m.	ASN

FLORIDA ATLANTIC OWLS (0-0)

DATE	OPPONENT	TIME	TV/RESULT
September			
5	at Tulsa	2:30 p.m.	CBS SN
11	Miami (Fla.)	7 p.m.	FS1
19	Buffalo	11 a.m.	ASN
26	at Charlotte*	6 p.m.	ASN
October			
10	Rice*	1:30 p.m.	FCS
17	Marshall*	11 a.m.	FCS
24	at UTEP*	6 p.m.	ASN
31	FIU*	2:30 p.m.	ASN
November			
7	at WKU*	TBA	FSN
14	Middle Tennessee*	11 a.m.	ASN
21	at Florida	TBA	TA
28	at Old Dominion*	11 a.m.	ASN

FIU PANTHERS (0-0)

DATE	OPPONENT	TIME	TV/RESULT
September			
3	at UCF	5 p.m.	CBS SN
12	at Indiana	7 p.m.	BTN
19	NC Central	TBA	TBA
26	at LA Tech*	1:30 p.m.	FCS
October			
3	at UMass	TBA	TBA
10	UTEP*	11 a.m.	ASN
17	at Middle Tennessee*	TBA	FSN
24	Old Dominion*	5 p.m.	TBA
31	at Florida Atlantic*	2:30 p.m.	ASN
November			
7	Charlotte*	11 a.m.	ASN
14	at Marshall	TBA	FSN
21	WKU*	TBA	FSN

MARSHALL THUNDERING HERD (0-0)

DATE	OPPONENT	TIME	TV/RESULT
September			
6	Purdue	2 p.m.	FS1
12	at Ohio	6 p.m.	ESPN3
19	Norfolk State	2:30 p.m.	ASN
26	at Kent State	TBA	TBA
October			
3	Old Dominion*	2:30 p.m.	ASN
9	Southern Miss*	6 p.m.	CBS SN
17	at Florida Atlantic*	11 a.m.	FCS
24	North Texas*	1:30 p.m.	FCS
31	at Charlotte*	TBA	FSN
November			
7	at Middle Tennessee*	TBA	FSN
14	FIU*	TBA	FSN
28	at WKU*	11 a.m.	FSN



2014 WKU Football
WKU Overall Team Statistics (as of Aug 28, 2015)
All games



Team Statistics	WKU	OPP
SCORING	577	519
Points Per Game	44.4	39.9
Points Off Turnovers	99	62
FIRST DOWNS	351	339
Rushing	112	148
Passing	216	170
Penalty	23	21
RUSHING YARDAGE	2084	2870
Yards gained rushing	2308	3226
Yards lost rushing	224	356
Rushing Attempts	429	576
Average Per Rush	4.9	5.0
Average Per Game	160.3	220.8
TDs Rushing	21	33
PASSING YARDAGE	4866	3759
Comp-Att-Int	378-557-10	267-420-13
Average Per Pass	8.7	8.9
Average Per Catch	12.9	14.1
Average Per Game	374.3	289.2
TDs Passing	49	33
TOTAL OFFENSE	6950	6629
Total Plays	986	996
Average Per Play	7.0	6.7
Average Per Game	534.6	509.9
KICK RETURNS: #-Yards	54-1166	81-1638
PUNT RETURNS: #-Yards	10-80	14-90
INT RETURNS: #-Yards	13-414	10-199
KICK RETURN AVERAGE	21.6	20.2
PUNT RETURN AVERAGE	8.0	6.4
INT RETURN AVERAGE	31.8	19.9
FUMBLES-LOST	18-8	21-10
PENALTIES-Yards	76-743	84-743
Average Per Game	57.2	57.2
PUNTS-Yards	49-1817	43-1681
Average Per Punt	37.1	39.1
Net punt average	33.6	35.8
KICKOFFS-Yards	97-5316	88-5345
Average Per Kick	54.8	60.7
Net kick average	35.1	38.4
TIME OF POSSESSION/Game	28:05	31:55
3RD-DOWN Conversions	92/180	84/177
3rd-Down Pct	51%	47%
4TH-DOWN Conversions	5/12	15/27
4th-Down Pct	42%	56%
SACKS BY-Yards	26-184	19-137
MISC YARDS	0	10
TOUCHDOWNS SCORED	76	70
FIELD GOALS-ATTEMPTS	16-21	11-19
ON-SIDE KICKS	1-2	0-1
RED-ZONE SCORES	(59-67) 88%	(49-66) 74%
RED-ZONE TOUCHDOWNS	(45-67) 67%	(42-66) 64%
PAT-ATTEMPTS	(71-72) 99%	(66-67) 99%
ATTENDANCE	97833	148511
Games/Avg Per Game	6/16306	6/24752
Neutral Site Games		1/13667

Score by Quarters	1st	2nd	3rd	4th	OT	Total
WKU	172	180	101	103	21	577
Opponents	114	123	133	126	23	519



2014 WKU Football
WKU Overall Individual Statistics (as of Aug 28, 2015)
All games



Rushing	g	att	gain	loss	net	avg	td	lg	avg/g
ALLEN, Leon	1	272	1580	38	1542	5.7	13	80	118.6
WALES, Anthony	1	82	536	18	518	6.3	5	75	47.1
JONES, Troy	3	6	35	0	35	5.8	0	19	11.7
TOWNER, Kylen	1	7	34	3	31	4.4	0	15	2.6
WARR, Darmontre	1	10	32	6	26	2.6	0	9	2.2
TAYLOR, Taywan	1	1	11	0	11	11.0	0	11	0.8
Coley, Demetrius	1	1	2	0	2	2.0	1	2	0.2
BROWN, Joe	9	1	1	0	1	1.0	0	1	0.1
TEAM	8	9	0	6	-6	-0.7	0	0	-0.8
Occhipinti, Joseph	1	1	0	24	-24	-24.0	0	0	-1.8
Doughty, Brandon	1	39	77	129	-52	-1.3	2	15	-4.0
Total	1	429	2308	224	2084	4.9	21	80	160.3
Opponents	1	576	3226	356	2870	5.0	33	59	220.8

Passing	g	effic	comp	att	in	pct	yds	td	lg	avg/g
Doughty, Brandon	1	67.1	11375	-552	-10	67.9	4830	49	75	371.5
JONES, Troy	3	73.10	2-4	-0	50.0	11	0	11	3.7	
FANT, Nacarius	4	310.00	1-1	-0	100.	25	0	25	6.2	
Total	11	66.69	378-557	-10	67.9	4866	49	75	374.3	
Opponents	11	58.49	267-420	-13	63.6	3759	33	75	289.2	

Receiving	g	no.	yds	avg	td	lg	avg/g
Dangerfield, Jared	1	69	825	12.0	11	39	63.5
MCNEAL, Willie	1	56	666	11.9	8	67	51.2
ALLEN, Leon	1	51	476	9.3	3	54	36.6
TAYLOR, Taywan	1	45	767	17.0	7	75	59.0
GRANT, Antwane	1	41	509	12.4	6	34	50.9
HENRY, Mitchell	1	32	489	15.3	4	33	40.8
GERMAN, Joel	1	27	358	13.3	4	50	27.5
Norris, Nicholas	1	22	371	16.9	2	67	28.5
HIGBEE, Tyler	1	15	230	15.3	4	31	20.9
WALES, Anthony	1	15	127	8.5	0	22	11.5
GORSKI, Tim	1	2	43	21.5	0	25	3.3
FANT, Nacarius	4	1	3	3.0	0	3	0.8
TURNER, Lonnie	1	1	1	1.0	0	1	0.1
TOWNER, Kylen	1	1	1	1.0	0	0	0.1
Total	1	378	4866	12.9	49	75	374.3
Opponents	1	267	3759	14.1	33	75	289.2

Punt Returns	no.	yds	avg	td	lg
TOWNER, Kylen	6	59	9.8	0	22
MCNEAL, Willie	4	21	5.2	0	9
Total	10	80	8.0	0	22
Opponents	14	90	6.4	0	28

Interceptions	no.	yds	avg	td	lg
LESTON, Branden	4	29	7.2	0	29
THOMAS, Cam	2	16	8.0	0	16
SINGH, Ricardo	2	120	60.0	1	85
Terry, Wonderful	2	133	66.5	2	90
GARDNER, Juwan	1	96	96.0	1	96
IWORAH, Prince	1	20	20.0	0	20
Bertram, Daeshaw	1	0	0.0	0	0
Total	13	414	31.8	4	96
Opponents	10	199	19.9	1	77

Kick Returns	no.	yds	avg	td	lg
TOWNER, Kylen	28	635	22.7	1	94
MCNEAL, Willie	14	303	21.6	0	35
TAYLOR, Taywan	6	81	13.5	0	25
BROWN, Joe	5	139	27.8	0	38
WALES, Anthony	1	8	8.0	0	8
Total	54	1166	21.6	1	94
Opponents	81	1638	20.2	3	100

Fumble Returns	no.	yds	avg	td	lg
Terry, Wonderful	1	95	95.0	1	95
THOMAS, Cam	1	37	37.0	0	37
Total	2	132	66.0	1	95
Opponents	3	58	19.3	0	27



2014 WKU Football
WKU Overall Individual Statistics (as of Aug 28, 2015)
All games



Scoring	td	fg	PAT			dx	saf	pts
			kick	rush	rcv pass			
Schwettman, Garre	-	16-21	70-71	-	-	-	-	118
ALLEN, Leon	16	-	-	-	-	-	-	96
Dangerfield, Jared	11	-	-	-	-	-	-	66
MCNEAL, Willie	8	-	-	-	1	-	-	50
TAYLOR, Taywan	7	-	-	-	-	-	-	42
GRANT, Antwane	6	-	-	-	-	-	-	36
WALES, Anthony	5	-	-	-	-	-	-	30
HIGBEE, Tyler	4	-	-	-	-	-	-	24
HENRY, Mitchell	4	-	-	-	-	-	-	24
GERMAN, Joel	4	-	-	-	-	-	-	24
Terry, Wonderful	3	-	-	-	-	-	-	18
Norris, Nicholas	2	-	-	-	-	-	-	12
Doughty, Brandon	2	-	-	-	-	1-4	-	12
Coley, Demetrius	1	-	-	-	-	-	-	6
GARDNER, Juwan	1	-	-	-	-	-	-	6
SINGH, Ricardo	1	-	-	-	-	-	-	6
TOWNER, Kylen	1	-	-	-	-	-	-	6
MUGLER, Mike	-	-	1-1	-	-	-	-	1
Total	76	16-21	71-72	-	1	1-4	-	577
Opponents	70	11-19	66-67	-	-	0-2	-	519

Total Offense	g	plays	rush	pass	total	avg/g
Doughty, Brandon	13	591	-52	4830	4778	367.5
ALLEN, Leon	13	272	1542	0	1542	118.6
WALES, Anthony	11	82	518	0	518	47.1
JONES, Troy	3	10	35	11	46	15.3
TOWNER, Kylen	12	7	31	0	31	2.6
WARR, Darmontre	12	10	26	0	26	2.2
FANT, Nacarius	4	1	0	25	25	6.2
TAYLOR, Taywan	13	1	11	0	11	0.8
Coley, Demetrius	13	1	2	0	2	0.2
BROWN, Joe	9	1	1	0	1	0.1
TEAM	8	9	-6	0	-6	-0.8
Occhipinti, Joseph	13	1	-24	0	-24	-1.8
Total	13	986	2084	4866	6950	534.6
Opponents	13	996	2870	3759	6629	509.9

Field Goals	fg	pct.	01-19	20-29	30-39	40-49	50-99	lg	blk
Schwettman, Garre	16-21	76.2	1-1	6-7	7-10	2-3	0-0	42	1

FG Sequence	WKU	Opponents
Bowling Green	41,(29)	27,(52)
Illinois	(41),(19)	50,34
Middle Tennessee	(20),37,(24),(36),(27)	(37),(29),(42)
Navy	(37),(36),(33)	28
UAB	27	48
FAU	(42)	34,46,(32)
Old Dominion	(27)	(41)
Louisiana Tech	(31)	(51)
UTEP	-	(28),(29)
ARMY	(36)	(43),22
UTSA	(34)	-
MARSHALL	35,(21)	(17)
Central Michigan	36	-

Punting	no.	yds	avg	lg	tb	fc	i2050+	blk
Occhipinti, Joseph	49	181	37.1	55	4	15	11	3
Total	49	181	37.1	55	4	15	11	3
Opponents	43	168	39.1	68	3	21	16	4

Kickoffs	no.	yds	avg	tb	ob	retn	net ydIn
MUGLER, Mike	88	488	55.5	10	3		
Schwettman, Garre	9	431	47.9	1	0		
Total	97	531	54.8	11	3	20.2	35.1
Opponents	88	534	60.7	32	2	21.6	38.4

Numbers in (parentheses) indicate field goal was made.



2014 WKU Football
WKU Overall Individual Statistics (as of Aug 28, 2015)
All games



All Purpose	g	rush	rcv	pr	kr	ir	total	avg/g
ALLEN, Leon	13	1542	476	0	0	0	2018	155.2
MCNEAL, Wil	13	0	666	21	303	0	990	76.2
TAYLOR, Ta	13	11	767	0	81	0	859	66.1
Dangerfield, J	13	0	825	0	0	0	825	63.5
TOWNER, K	12	31	1	59	635	0	726	60.5
WALES, Anth	11	518	127	0	8	0	653	59.4
GRANT, Ant	10	0	509	0	0	0	509	50.9
HENRY, Mitc	12	0	489	0	0	0	489	40.8
Norris, Nichol	13	0	371	0	0	0	371	28.5
GERMAN, Jo	13	0	358	0	0	0	358	27.5
HIGBEE, Tyle	11	0	230	0	0	0	230	20.9
BROWN, Joe	9	1	0	0	139	0	140	15.6
Terry, Wonde	12	0	0	0	0	133	133	11.1
SINGH, Ricar	13	0	0	0	0	120	120	9.2
GARDNER, J	8	0	0	0	0	96	96	12.0
GORSKI, Tim	13	0	43	0	0	0	43	3.3
JONES, Troy	3	35	0	0	0	0	35	11.7
LESTON, Bra	13	0	0	0	0	29	29	2.2
WARR, Darm	12	26	0	0	0	0	26	2.2
IWORAH, Pri	13	0	0	0	0	20	20	1.5
THOMAS, Ca	11	0	0	0	0	16	16	1.5
FANT, Nacari	4	0	3	0	0	0	3	0.8
Coley, Demet	13	2	0	0	0	0	2	0.2
TURNER, Lo	10	0	1	0	0	0	1	0.1
TEAM	8	-6	0	0	0	0	-6	-0.8
Occhipinti, Jo	13	-24	0	0	0	0	-24	-1.8
Doughty, Bra	13	-52	0	0	0	0	-52	-4.0
Total	13	2084	4866	80	1166	414	8610	662.3
Opponents	13	2870	3759	90	1638	199	8556	658.2



2014 WKU Football
WKU Overall Defensive Statistics (as of Aug 28, 2015)
All games



##	Defensive Leaders	gp	Tackles				tfl/yds	Sacks no-yds	Pass defense			Fumbles		blkd	
			ua	a	tot				int-yds	brup	qbh	rcv-yds	ff	kick	saf
1L	HOLT, Nick	13	62	49	111	7.0-23	1.5-10	.	3	4	1-0	.	.	.	
17	BROWN, Dejon	13	53	25	78	8.0-21	2.0-8	.	1	3	.	1	.	.	
8D	WARD, Marcus	13	41	22	63	2.0-4	.	.	1	.	1-0	.	.	.	
45	LESTON, Branden	13	41	22	63	3.0-16	1.0-9	4-29	1	1	1-0	.	.	.	
38	SINGH, Ricardo	13	30	22	52	.	.	2-120	2	1	
31	Williams, Terran	11	32	19	51	2.0-5	.	.	2	2	.	1	.	.	
19	THOMAS, Cam	11	37	8	45	1.0-2	.	2-16	5	2	1-37	.	.	.	
88	ROCKER, Gavin	13	27	18	45	7.5-39	5.5-34	.	1	2	1-0	1	.	.	
94	SHORTER, Bryan	13	26	18	44	7.5-51	5.5-49	.	1	.	1-0	.	.	.	
5	Terry, Wonderful	12	28	15	43	3.0-9	.	2-133	6	.	1-95	1	.	.	
9D	RANDALL, Daqual	8	18	19	37	0.5-0	.	.	.	1	.	1	.	.	
30	IWORAH, Prince	13	26	11	37	2.5-9	.	1-20	5	.	.	1	.	.	
28	BROWN, Rico	13	19	14	33	0.5-4	0.5-4	.	2	.	1-0	.	.	.	
58	Overstreet, Derik	9	21	10	31	3.5-22	2.0-13	.	1	2	1-0	.	.	.	
98	Terrell, Devante	13	19	8	27	1.5-8	1.0-8	.	1	.	1-0	.	.	.	
92	BROWN, Ge'Monee	13	19	3	22	8.0-11	1	.	.	
59	REEVES, Tanner	10	14	7	21	5.0-29	4.0-25	.	.	2	.	1	.	.	
29	Johnson, Leverick	11	15	5	20	1.0-1	.	.	1	
34	DAVIS, Drew	13	13	7	20	1.0-8	1.0-8	.	.	1	.	1	.	.	
54	Bertram, Daeshawn	11	14	5	19	2.0-8	1.0-6	1-0	.	.	.	1	.	.	
16	SMITH, T.J.	13	13	5	18	4.0-13	1.0-10	1	.	.	
18	Johnson, Shaquille	12	13	2	15	1	
57	YOUNG, Derrell	10	7	3	10	
22	Coleman, Forrest	10	8	2	10	.	.	.	1	
48	Robinson, Calvin	8	7	2	9	1.0-1	.	.	.	1	
99	ISAAC, D'Von	10	5	3	8	
93	Glover, DeMarcus	7	2	4	6	.	.	.	1	
6D	DUCLOS, Devante	6	3	2	5	
7	BROWN, Joe	9	4	1	5	
10	MCNEAL, Willie	13	4	1	5	0.5-1	
14	GARDNER, Juwan	8	3	1	4	.	.	1-96	1	
82	HIGBEE, Tyler	11	3	.	3	
91	JONES, Trae	5	1	2	3	
20	WALES, Anthony	11	2	.	2	
24	Patterson, Dalton	10	2	.	2	
39	MUGLER, Mike	13	2	.	2	
11	SCOTT, Devin	12	2	.	2	
35	Coley, Demetrius	13	.	2	2	
41	Simmons, De'Andre	6	1	.	1	
4	Iyieguniwe, Joel	3	1	.	1	
25	VAUGHN, Blair	1	1	.	1	
77	ROCKER, Donald	13	.	1	1	
26	WARR, Darmontre	12	1	.	1	
76	LAMP, Forrest	13	1	.	1	
67	STARK, Derrick	13	1	.	1	
52	Clemmons, Cameron	13	1	.	1	
13	GRANT, Antwane	10	1	.	1	
81	TOWNER, Kylan	12	1	.	1	
21	Dangerfield, Jared	13	1	.	1	
33	ALLEN, Leon	13	1	.	1	
Total		13	647	338	985	72-285	26-184	13-414	36	23	10-132	11	.	.	
Opponents		13	601	312	913	61-230	19-137	10-199	50	32	8-58	12	2	.	



2014 WKU Football
WKU Team Game-by-Game (as of Aug 28, 2015)
All games



TEAM STATISTICS

Date	Opponent	Rushing				Receiving				Passing				Kick Returns				Punt Returns				tot off
		no.	yds	td	lg	no.	yds	td	lg	cmp	att	int	yds	td	lg	no.	yds	td	lg	no.	yds	
Aug 29	BOWLING GREEN	40	139	2	17	46	569	6	55	46-56-0	569	6	55	3	57	0	26	1	9	0	9	708
Sep 06	at Illinois	30	103	1	28	28	297	2	21	28-48-1	297	2	21	2	33	0	17	1	7	0	7	400
Sep 13	at Middle Tennessee	36	125	1	15	43	593	4	67	43-66-1	593	4	67	6	150	0	35	2	5	0	8	718
Sep 27	at Navy	34	164	1	24	38	387	2	44	38-54-1	387	2	44	4	86	0	26	3	24	0	9	551
Oct. 4	UAB	28	184	3	75	25	319	2	39	25-37-0	319	2	39	3	80	0	38	0	0	0	0	503
Oct 18	at FAU	26	67	2	19	28	335	3	50	28-44-1	335	3	50	4	58	0	23	1	22	0	22	402
Oct 25	OLD DOMINION	45	230	2	19	23	371	5	45	23-26-0	371	5	45	8	246	1	94	0	0	0	0	601
Nov 01	at Louisiana Tech	33	152	0	46	16	145	1	46	16-39-4	145	1	46	10	184	0	32	0	0	0	0	297
Nov 08	UTEP	21	34	1	21	23	324	3	50	23-34-0	324	3	50	2	43	0	26	0	0	0	0	358
Nov 15	ARMY	41	383	4	80	16	178	3	45	16-25-0	178	3	45	4	96	0	32	0	0	0	0	561
Nov 22	UTSA	28	120	1	28	26	346	5	67	26-35-0	346	5	67	1	26	0	26	2	13	0	11	466
Nov 28	at MARSHALL	35	222	1	36	35	516	8	75	35-51-2	516	8	75	6	87	0	32	0	0	0	0	738
Dec 24	vs Central Michigan	32	161	2	30	31	486	5	55	31-42-0	486	5	55	1	20	0	20	0	0	0	0	647
Opponents		429	2084	21	80	378	4866	49	75	378-557-1	4866	49	75	54	116	1	94	10	80	0	22	6950
Opponents		576	2870	33	59	267	3759	33	75	267-420-1	3759	33	75	81	163	3	10	14	90	0	28	6629

Games: 13 • Avg/rush: 4.9 • Avg/catch: 12.9 • Pass effic: 166.69 • KR avg: 21.6 • PR avg: 8.0 • All purpose avg/game: 662.3 • Total offense

Date	Opponent	Tackles				Sacks no-yds	Fumble		Pass Defense			blkd kick	PAT Attempts			off				
		ua	a	total	tfl-yds		ff	fr-yds	int-yds	qbh	brup		kick	rush	rcv	saf	t/o	pts		
Aug 2	BOWLING GREEN	53	8	61	5.0-20	3.0-17	0	0-0	0-0	4	3	0	8-8	0	0	0	0	0	0	59
Sep 0	at Illinois	41	38	79	6.0-26	1.0-11	2	2-95	1-20	3	5	0	4-4	0	0	0	0	13	34	
Sep 1	at Middle Tennessee	66	16	82	5.0-26	2.0-21	0	0-0	0-0	2	3	0	5-5	0	0	0	0	0	47	
Sep 2	at Navy	47	20	67	7.0-37	4.0-29	1	1-0	1-43	2	2	0	3-3	0	0	0	0	14	36	
Oct. 4	UAB	62	42	104	6.0-33	3.0-22	2	2-37	1-85	0	0	0	3-4	0	0	0	0	13	39	
Oct 18	at FAU	51	50	101	3.0-4	0.0-0	1	1-0	0-0	2	3	0	5-5	0	0	0	0	3	38	
Oct 25	OLD DOMINION	53	16	69	3.0-8	1.0-6	0	1-0	2-96	0	3	0	9-9	0	0	0	0	14	66	
Nov 0	at Louisiana Tech	58	18	76	5.0-18	1.0-10	1	2-0	1-0	1	3	0	1-1	0	0	0	0	0	10	
Nov 0	UTEP	48	20	68	3.0-3	0.0-0	0	0-0	1-90	0	4	0	5-5	0	0	0	0	7	35	
Nov 1	ARMY	54	16	70	8.0-21	2.0-10	0	0-0	0-0	0	0	0	7-7	0	0	0	0	0	52	
Nov 2	UTSA	45	16	61	9.0-36	2.0-14	2	1-0	1-0	2	3	0	6-6	0	0	0	0	0	45	
Nov 2	at MARSHALL	37	36	73	4.0-26	3.0-25	1	0-0	4-64	3	1	0	8-8	0	1	0	0	28	67	
Dec 2	vs Central Michigan	32	42	74	8.0-27	4.0-19	1	0-0	1-16	4	6	0	7-7	0	0	0	0	7	49	
Opponents		647	338	985	72.0-285	26.0-184	11	10-13	13-414	23	36	0	71-72	0	1	0	99	577		
Opponents		601	312	913	61.0-230	19.0-137	12	8-58	10-199	32	50	2	66-67	0	0	0	62	519		

Date	Opponent	Punting								Field Goals			Kickoffs					
		no.	yds	avg	long	blkd	tb	fc	50+	i20	md-att	long	blkd	no.	yds	avg	tb	ob
Aug 2	BOWLING GREEN	2	106	53.0	55	0	1	0	2	0	1-2	29	0	9	553	61.4	3	0
Sep 0	at Illinois	4	155	38.8	44	0	0	1	0	0	2-2	41	0	6	331	55.2	0	1
Sep 1	at Middle Tennessee	3	93	31.0	46	0	0	0	0	1	4-5	36	0	7	365	52.1	1	1
Sep 2	at Navy	5	193	38.6	54	0	1	0	1	1	3-3	37	0	8	448	56.0	0	0
Oct. 4	UAB	3	118	39.3	41	0	0	2	0	1	0-1	0	0	7	423	60.4	0	0
Oct 18	at FAU	3	110	36.7	38	0	0	0	0	1	1-1	42	0	7	409	58.4	1	0
Oct 25	OLD DOMINION	1	37	37.0	37	0	0	1	0	1	1-1	27	0	11	616	56.0	1	0
Nov 0	at Louisiana Tech	8	290	36.2	47	0	0	4	0	1	1-1	31	0	3	189	63.0	0	0
Nov 0	UTEP	6	212	35.3	43	0	0	2	0	2	0-0	0	0	6	286	47.7	0	0
Nov 1	ARMY	3	103	34.3	37	0	0	1	0	0	1-1	36	0	7	354	50.6	0	0
Nov 2	UTSA	5	192	38.4	42	0	1	3	0	1	1-1	34	0	8	436	54.5	1	0
Nov 2	at MARSHALL	3	124	41.3	45	0	0	0	0	2	1-2	21	2	10	462	46.2	1	0
Dec 2	vs Central Michigan	3	84	28.0	41	0	1	1	0	0	0-1	0	0	8	444	55.5	3	1
Opponents		49	1817	37.1	55	0	4	15	3	11	16-21	42	2	97	5316	54.8	11	3
Opponents		43	1681	39.1	68	0	3	21	4	16	11-19	52	0	88	5345	60.7	32	2



2014 WKU Football
WKU By-Quarter Statistics (as of Aug 28, 2015)
All games



3rd-Down Conversions

Date	Opponent	Score	Overall		1st Qtr		2nd Qtr		3rd Qtr		4th Qtr		Overtime	
Aug 29, 201	BOWLING GREEN	59-31	14-18	77.8	2-4	50.0	4-5	80.0	3-4	75.0	5-5	100.0		
Sep 06, 201	at Illinois	L 34-42	7-16	43.8	2-6	33.3	3-5	60.0	0-2	0.0	2-3	66.7		
Sep 13, 201	at Middle Tennessee	L 47-50	12-21	57.1	3-6	50.0	4-4	100.0	2-4	50.0	3-5	60.0	0-2	0.0
Sep 27, 201	at Navy	36-27	7-15	46.7	4-6	66.7	1-4	25.0	1-3	33.3	1-2	50.0		
Oct. 4, 2014	UAB	L 39-42	3-10	30.0	2-2	100.0	0-1	0.0	1-4	25.0	0-3	0.0		
Oct 18, 201	at FAU	L 38-45	5-12	41.7	1-3	33.3	1-2	50.0	3-5	60.0	0-2	0.0		
Oct 25, 201	OLD DOMINION	66-51	5-8	62.5	1-2	50.0	2-2	100.0	0-0	0.0	2-4	50.0		
Nov 01, 201	at Louisiana Tech	L 10-59	4-15	26.7	0-3	0.0	2-6	33.3	1-2	50.0	1-4	25.0		
Nov 08, 201	UTEP	35-27	6-13	46.2	2-5	40.0	2-4	50.0	1-1	100.0	1-3	33.3		
Nov 15, 201	ARMY	52-24	8-14	57.1	1-2	50.0	2-4	50.0	4-5	80.0	1-3	33.3		
Nov 22, 201	UTSA	45-7	7-14	50.0	1-2	50.0	2-5	40.0	1-3	33.3	3-4	75.0		
Nov 28, 201	at MARSHALL	67-66	6-12	50.0	3-4	75.0	1-2	50.0	1-3	33.3	1-3	33.3	0-0	0.0
Dec 24, 201	vs Central Michigan	49-48	8-12	66.7	4-4	100.0	2-3	66.7	2-2	100.0	0-3	0.0		
	WKU		92-18	51.1	26-49	53.1	26-47	55.3	20-38	52.6	20-44	45.5	0-2	0.0
	Opponents		84-17	47.5	22-45	48.9	18-48	37.5	19-37	51.4	24-44	54.5	1-3	33.3

4th-Down Conversions

Date	Opponent	Score	Overall		1st Qtr		2nd Qtr		3rd Qtr		4th Qtr		Overtime	
Aug 29, 201	BOWLING GREEN	59-31	0-0	0.0	0-0	0.0	0-0	0.0	0-0	0.0	0-0	0.0		
Sep 06, 201	at Illinois	L 34-42	1-2	50.0	0-1	0.0	1-1	100.0	0-0	0.0	0-0	0.0		
Sep 13, 201	at Middle Tennessee	L 47-50	0-1	0.0	0-0	0.0	0-0	0.0	0-1	0.0	0-0	0.0	0-0	0.0
Sep 27, 201	at Navy	36-27	0-0	0.0	0-0	0.0	0-0	0.0	0-0	0.0	0-0	0.0		
Oct. 4, 2014	UAB	L 39-42	1-3	33.3	0-0	0.0	0-0	0.0	0-1	0.0	1-2	50.0		
Oct 18, 201	at FAU	L 38-45	1-2	50.0	0-1	0.0	1-1	100.0	0-0	0.0	0-0	0.0		
Oct 25, 201	OLD DOMINION	66-51	0-0	0.0	0-0	0.0	0-0	0.0	0-0	0.0	0-0	0.0		
Nov 01, 201	at Louisiana Tech	L 10-59	0-1	0.0	0-0	0.0	0-0	0.0	0-0	0.0	0-1	0.0		
Nov 08, 201	UTEP	35-27	0-0	0.0	0-0	0.0	0-0	0.0	0-0	0.0	0-0	0.0		
Nov 15, 201	ARMY	52-24	1-1	100.0	0-0	0.0	0-0	0.0	0-0	0.0	1-1	100.0		
Nov 22, 201	UTSA	45-7	0-1	0.0	0-1	0.0	0-0	0.0	0-0	0.0	0-0	0.0		
Nov 28, 201	at MARSHALL	67-66	0-0	0.0	0-0	0.0	0-0	0.0	0-0	0.0	0-0	0.0	0-0	0.0
Dec 24, 201	vs Central Michigan	49-48	1-1	100.0	0-0	0.0	1-1	100.0	0-0	0.0	0-0	0.0		
	WKU		5-12	41.7	0-3	0.0	3-3	100.0	0-2	0.0	2-4	50.0	0-0	0.0
	Opponents		15-27	55.6	4-9	44.4	4-6	66.7	1-1	100.0	5-10	50.0	1-1	100.0

Time of Possession

Date	Opponent	Score	Overall	1st Qtr		2nd Qtr		3rd Qtr		4th Qtr		Overtime
Aug 29, 201	BOWLING GREEN	59-31	35:59	8:46		7:40		10:05		9:28		
Sep 06, 201	at Illinois	L 34-42	24:54	9:26		7:08		3:09		5:11		
Sep 13, 201	at Middle Tennessee	L 47-50	30:46	11:45		7:02		6:51		5:08		0:00
Sep 27, 201	at Navy	36-27	29:47	8:28		5:23		6:41		9:15		
Oct. 4, 2014	UAB	L 39-42	23:40	7:07		6:15		7:39		2:39		
Oct 18, 201	at FAU	L 38-45	23:34	6:20		6:17		7:52		3:05		
Oct 25, 201	OLD DOMINION	66-51	27:53	7:46		5:25		5:48		8:54		
Nov 01, 201	at Louisiana Tech	L 10-59	26:54	7:37		7:55		4:15		7:07		
Nov 08, 201	UTEP	35-27	23:27	6:57		6:42		1:57		7:51		
Nov 15, 201	ARMY	52-24	28:27	4:27		5:41		8:04		10:15		
Nov 22, 201	UTSA	45-7	29:34	5:02		7:17		7:18		9:57		
Nov 28, 201	at MARSHALL	67-66	33:03	8:42		9:14		8:31		6:36		0:00
Dec 24, 201	vs Central Michigan	49-48	27:09	8:58		5:19		7:21		5:31		
	WKU	Total	365:07	101:21		87:18		85:31		90:57		0:00
		Avg.	28:05	7:47		6:42		6:34		6:59		0:00
	Opponents	Total	414:53	93:39		107:42		109:29		104:03		0:00
		Avg.	31:54	7:12		8:17		8:25		8:00		0:00



2014 WKU Football
WKU Opponent Game-by-Game (as of Aug 28, 2015)
All games



OPPONENT STATISTICS

Date	Opponent	Rushing				Receiving				Passing				Kick Returns				Punt Returns				tot off
		no.	yds	td	lg	no.	yds	td	lg	cmp	att	int	yds	td	lg	no.	yds	td	lg	no.	yds	
Aug 29	BOWLING GREEN	35	152	3	27	25	313	1	41	25-36-0	313	1	41	6	128	0	29	1	28	0	28	465
Sep 06	at Illinois	35	64	2	21	35	456	3	62	35-50-1	456	3	62	5	98	0	24	2	22	0	14	520
Sep 13	at Middle Tennessee	61	323	5	59	17	218	1	52	17-28-0	218	1	52	5	100	0	25	0	0	0	0	541
Sep 27	at Navy	52	412	4	52	3	55	0	24	3-15-1	55	0	24	8	143	0	26	1	0	0	0	467
Oct. 4	UAB	64	291	3	33	22	300	2	75	22-25-1	300	2	75	7	235	1	10	1	5	0	5	591
Oct 18	at FAU	54	278	3	40	24	341	3	61	24-35-0	341	3	61	6	107	0	29	1	-2	0	0	619
Oct 25	OLD DOMINION	34	172	4	24	27	471	3	53	27-40-2	471	3	53	10	154	0	28	0	0	0	0	643
Nov 01	at Louisiana Tech	34	129	2	48	34	378	5	32	34-49-1	378	5	32	3	129	1	96	3	26	0	20	507
Nov 08	UTEP	46	236	2	21	9	158	0	69	9-22-1	158	0	69	6	115	1	92	1	-6	0	0	394
Nov 15	ARMY	57	293	3	58	3	40	0	14	3-6-0	40	0	14	7	127	0	29	2	3	0	3	333
Nov 22	UTSA	39	115	0	37	11	119	1	47	11-23-1	119	1	47	6	120	0	28	1	3	0	0	234
Nov 28	at MARSHALL	36	291	2	48	29	417	7	40	29-46-4	417	7	40	8	121	0	38	1	11	0	11	708
Dec 24	vs Central Michigan	29	114	0	23	28	493	7	47	28-45-1	493	7	47	4	61	0	21	0	0	0	0	607
WKU		576	2870	33	59	267	3759	33	75	267-420-1	3759	33	75	81	163	3	10	14	90	0	28	6629
WKU		429	2084	21	80	378	4866	49	75	378-557-1	4866	49	75	54	116	1	94	10	80	0	22	6950

Games: 13 • Avg/rush: 5.0 • Avg/catch: 14.1 • Pass effic: 158.49 • KR avg: 20.2 • PR avg: 6.4 • All purpose avg/game: 658.2 • Total offense

Date	Opponent	Tackles				Sacks no-yds	Fumble		Pass Defense			blkd kick	PAT Attempts			off			
		ua	a	total	tfl-yds		ff	fr-yds	int-yds	qbh	brup		kick	rush	rcv	saf	t/o	pts	
Aug 2	BOWLING GREEN	67	22	89	7.0-25	1.0-5	2	0-0	0-0	2	0	0	4-4	0	0	0	0	0	31
Sep 0	at Illinois	34	42	76	4.0-25	2.0-15	2	2-6	1-77	3	5	0	6-6	0	0	0	14	42	
Sep 1	at Middle Tennessee	71	16	87	4.0-18	2.0-14	0	0-0	1-0	2	5	0	5-5	0	0	0	7	50	
Sep 2	at Navy	60	24	84	2.0-4	0.0-0	0	0-0	1-37	3	4	0	3-3	0	0	0	0	27	
Oct. 4	UAB	43	10	53	4.0-10	1.0-2	0	0-0	0-0	0	6	1	6-6	0	0	0	0	42	
Oct 18	at FAU	43	20	63	8.0-34	4.0-27	2	1-0	1-0	4	7	0	6-6	0	0	0	0	45	
Oct 25	OLD DOMINION	52	24	76	3.0-13	1.0-9	2	2-25	0-0	0	1	0	6-7	0	0	0	6	51	
Nov 0	at Louisiana Tech	47	14	61	10.0-40	3.0-26	0	1-0	4-73	4	8	0	8-8	0	0	0	21	59	
Nov 0	UTEP	30	14	44	5.0-18	2.0-15	1	0-0	0-0	0	4	0	3-3	0	0	0	0	27	
Nov 1	ARMY	42	16	58	3.0-11	1.0-9	1	0-0	0-0	4	2	0	3-3	0	0	0	0	24	
Nov 2	UTSA	38	22	60	4.0-9	0.0-0	0	0-0	0-0	0	1	0	1-1	0	0	0	0	7	
Nov 2	at MARSHALL	35	58	93	4.0-19	2.0-15	1	0-0	2-12	6	5	1	9-9	0	0	0	7	66	
Dec 2	vs Central Michigan	39	30	69	3.0-4	0.0-0	1	2-27	0-0	4	2	0	6-6	0	0	0	7	48	
WKU		601	312	913	61.0-230	19.0-137	12	8-58	10-199	32	50	2	66-67	0	0	0	62	519	
WKU		647	338	985	72.0-285	26.0-184	11	10-13	13-414	23	36	0	71-72	0	1	0	99	577	

Date	Opponent	Punting								Field Goals			Kickoffs					
		no.	yds	avg	long	blkd	tb	fc	50+	i20	md-att	long	blkd	no.	yds	avg	tb	ob
Aug 2	BOWLING GREEN	4	172	43.0	49	0	0	3	0	1	1-2	52	0	6	374	62.3	3	0
Sep 0	at Illinois	1	52	52.0	52	0	0	0	1	0	0-2	0	0	7	412	58.9	4	1
Sep 1	at Middle Tennessee	6	241	40.2	54	0	0	3	1	2	3-3	42	0	7	436	62.3	1	0
Sep 2	at Navy	5	224	44.8	54	0	1	0	1	3	0-1	0	0	5	308	61.6	1	0
Oct. 4	UAB	2	80	40.0	41	0	0	1	0	1	0-1	0	0	7	439	62.7	4	0
Oct 18	at FAU	1	40	40.0	40	0	0	0	0	0	1-3	32	0	8	472	59.0	4	0
Oct 25	OLD DOMINION	2	73	36.5	39	0	0	2	0	0	1-1	41	0	9	529	58.8	1	0
Nov 0	at Louisiana Tech	2	67	33.5	36	0	0	1	0	1	1-1	51	0	10	585	58.5	0	0
Nov 0	UTEP	4	168	42.0	68	0	1	1	1	1	2-2	29	0	6	390	65.0	4	0
Nov 1	ARMY	3	110	36.7	47	0	1	2	0	2	1-2	43	0	5	292	58.4	1	0
Nov 2	UTSA	7	289	41.3	48	0	0	4	0	4	0-0	0	0	2	130	65.0	1	0
Nov 2	at MARSHALL	2	88	44.0	46	0	0	1	0	1	1-1	17	0	10	614	61.4	4	0
Dec 2	vs Central Michigan	4	77	19.2	25	0	0	3	0	0	0-0	0	0	6	364	60.7	4	1
WKU		43	1681	39.1	68	0	3	21	4	16	11-19	52	0	88	5345	60.7	32	2
WKU		49	1817	37.1	55	0	4	15	3	11	16-21	42	2	97	5316	54.8	11	3



2014 WKU Football
WKU Red-Zone Results (as of Aug 28, 2015)
All games



WKU Inside Opponent Red-Zone

Date	Opponent	Score	Times In RZ	Times Score	Total Pts	Rush			Pass		FGs	Failed to score inside RZ					
						TDs	TDs	TDs	TDs	TDs	Made	FGA	Dow	Int	Fum	Half	Gam
Aug 29, 201	BOWLING GREEN	59-31	7	7	45	6	2	4	1	0	0	0	0	0	0	0	
Sep 06, 201	at Illinois	L 34-42	4	4	24	3	1	2	1	0	0	0	0	0	0	0	
Sep 13, 201	at Middle Tennessee	L 47-50	9	7	33	3	1	2	4	1	1	0	0	0	0	0	
Sep 27, 201	at Navy	36-27	6	5	23	2	1	1	3	0	0	1	0	0	0	0	
Oct. 4, 2014	UAB	L 39-42	3	2	14	2	1	1	0	1	0	0	0	0	0	0	
Oct 18, 201	at FAU	L 38-45	2	2	14	2	2	0	0	0	0	0	0	0	0	0	
Oct 25, 201	OLD DOMINION	66-51	6	6	38	5	2	3	1	0	0	0	0	0	0	0	
Nov 01, 201	at Louisiana Tech	L 10-59	1	1	3	0	0	0	1	0	0	0	0	0	0	0	
Nov 08, 201	UTEP	35-27	3	3	21	3	1	2	0	0	0	0	0	0	0	0	
Nov 15, 201	ARMY	52-24	7	6	38	5	3	2	1	0	0	0	0	1	0	0	
Nov 22, 201	UTSA	45-7	4	4	24	3	1	2	1	0	0	0	0	0	0	0	
Nov 28, 201	at MARSHALL	67-66	8	7	45	6	1	5	1	1	0	0	0	0	0	0	
Dec 24, 201	vs Central Michigan	49-48	7	5	35	5	1	4	0	1	0	0	1	0	0	0	
Totals			67	59	357	45	17	28	14	4	1	1	1	1	1	0	
59 of 67 (88.1%)																	

Opponents Inside WKU Red-Zone

Date	Opponent	Score	Times In RZ	Times Score	Total Pts	Rush			Pass		FGs	Failed to score inside RZ					
						TDs	TDs	TDs	TDs	TDs	Made	FGA	Dow	Int	Fum	Half	Gam
Aug 29, 201	BOWLING GREEN	59-31	5	3	21	3	3	0	0	1	1	0	0	0	0	0	
Sep 06, 201	at Illinois	L 34-42	7	4	28	4	2	2	0	1	1	0	1	0	0	0	
Sep 13, 201	at Middle Tennessee	L 47-50	7	7	37	4	4	0	3	0	0	0	0	0	0	0	
Sep 27, 201	at Navy	36-27	4	3	20	3	3	0	0	1	0	0	0	0	0	0	
Oct. 4, 2014	UAB	L 39-42	5	3	21	3	3	0	0	1	0	0	1	0	0	0	
Oct 18, 201	at FAU	L 38-45	8	6	38	5	3	2	1	1	0	0	0	1	0	0	
Oct 25, 201	OLD DOMINION	66-51	6	5	34	5	4	1	0	0	0	1	0	0	0	0	
Nov 01, 201	at Louisiana Tech	L 10-59	7	6	42	6	1	5	0	0	0	0	1	0	0	0	
Nov 08, 201	UTEP	35-27	5	4	20	2	2	0	2	0	0	1	0	0	0	0	
Nov 15, 201	ARMY	52-24	2	1	7	1	1	0	0	1	0	0	0	0	0	0	
Nov 22, 201	UTSA	45-7	0	0	0	0	0	0	0	0	0	0	0	0	0	0	
Nov 28, 201	at MARSHALL	67-66	5	4	24	3	0	3	1	0	0	1	0	0	0	0	
Dec 24, 201	vs Central Michigan	49-48	5	3	21	3	0	3	0	0	1	1	0	0	0	0	
Totals			66	49	313	42	26	16	7	6	3	4	3	1	0	0	
49 of 66 (74.2%)																	