

2016-17 Schedule & Results

Overall Record: 10-10 (home: 1-4 * away: 3-5 * neutral: 6-1)

SEC: 1-6 (home: 0-4 * away: 1-2)

Date	UF	Opp	Nat'l Rank	Opponent	TV/Video	Time ET
NOVEMBER (5-1)						
Fri. 11	20/24	--		South Alabama (1) (DH)	SECN+	W 85-33
Mon. 14	20/24	rv/-		at Chattanooga	SoCon	W 72-61
Sat. 19	19/23	rv		Temple (2)	SECN+	W 83-76
Tue. 22	16/20	-		at Arkansas State (DH)	OOV	W 71-60
Fri. 25	16/20	-		at Northwestern	BTN Plus	L 68-73
Wed. 30	19/23	-		Wofford (2)	SECN+	W 74-51
DECEMBER (4-3)						
Sat. 3	19/23	-		Long Beach State (3)	Pac-12.com	W 83-53
Sun. 4	19/23	rv/24		at Arizona St. (3)	Pac-12.com	L 63-69
Thu. 8	23/25	7		at Florida State	ACC NetExtra	L 58-83
Sun. 11	23/25	-		North Carolina A&T (4)	SECN+	W 67-38
Tue. 20	rv	-		Indiana (5)	FLS	L 88-102
Wed. 21	rv	-		Florida A&M (5)	FLS	W 78-65
Wed. 28	-	-		SOUTHEASTERN LA	SECN+	W 102-51
JANUARY						
Sun. 1	-	-		AUBURN*	SECN+	L 75-82
Thu. 5	-	-		at LSU*	SECN+	L 67-78
Sun. 8	-	5		SOUTH CAROLINA*	ESPN	L 62-81
Thu. 12	-	4		at Mississippi State*	SECN	L 49-82
Sun. 15	-	rv		TEXAS A&M*	SECN	L 59-67
Sun. 22	-	-		at Georgia*	SECN	W 76-68
Thu. 26	-	rv		TENNESSEE*	SECN+	L 75-84
Sun. 29	-	-		at Vanderbilt*	SECN+	3:00 PM
FEBRUARY						
Thu. 2				at Texas A&M*	SECN+	8:00 PM
Mon. 6				OLE MISS*	SECN	7:00 PM
Thu. 9				ARKANSAS*	SECN+	7:00 PM
Sun. 12				at Alabama*	SECN	2:00 PM
Thu. 16				MISSOURI*	SECN+	7:00 PM
Sun. 19				at Kentucky*	SECN	1:00 PM
Thu. 23				at Tennessee*	SECN	7:00 PM
Sun. 26				GEORGIA*	ESPNU	12:00 PM
MARCH						
Wed. 1-5				SEC Tournament (6)	SECN	11:00 AM

*Southeastern Conference Game; DH = Doubleheader ... (1) played at Jacksonville Veterans Memorial Arena ... (2) played at College of Central Florida (3001 SW College Road, Ocala, FL 34474) ... (3) Arizona State Classic ... (4) played at Gulf Coast State College (5230 West Highway 98, Panama City, FL) ... (5) Florida Sunshine Classic at Rollins College (run by World Class Basketball - worldclassbasketball.com) ... (6) SEC Tournament (Bon Secours Wellness Arena, Greenville, SC)

All HOME GAMES will be played at **Exactech Arena at the Stephen C. O'Connell Center** (2020 W. Home Drive, Gainesville, FL)

- **TV Information:** SECN = SEC Network; SECN+ = SEC Network +; OOV = opponent online video; FLS = FLSunshineClassic.com
- **To Watch the SEC Network:** go to www.GetSECNetwork.com for complete channel listing
- **SEC Network +:** Games offered exclusively on WatchESPN and SECNetwork.com through a number of national outlets.
- **SEC NETWORK +**
- **WHAT IT IS:** Also referred to as SEC Network Plus, this is the digital platform for the SEC Network showcasing live SEC athletic events, inclusive of
- **HOW TO WATCH IT:** SEC Network + is only available through WatchESPN (accessible through the WatchESPN app and on SECNetwork.com) ... To access SEC Network + on WatchESPN, fans must sign in with their credentials from a participating TV provider.

Florida (10-10, 1-6 SEC) at

Vanderbilt (11-10, 1-7 SEC)

Memorial Gym

Nashville, Tennessee

Sun., January 29 * 3 pm ET/2 pm CT

Game Coverage & More!

Radio: LIVE on **ESPN Gainesville 98.1 & SportsRadio 930** withAdam Schick & Brittany Davis

Internet Audio:LIVE thru FloridaGators.com (FREE)

Television: none

Streaming Video:SEC Network +

Internet Scoring:LIVE through Gametracker

Head Coaches

Florida (10-10, 1-6):.....Amanda Butler (Florida, '95, '97)

Overall Record / at UF:..... 225-153 (12th yr) / 185-131 (10th yr)

Vanderbilt (11-10, 1-7):..... Stephanie White (Purdue, '99)

Overall Record / at VU:..... 11-10 (1st year) / same

Prior Game:hosted Alabama, Jan. 26 (W, 87-80)

Communications/Sports Info. Contacts

Florida: Kathy Cafazzo <Kathyc@gators.ufl.edu>

Phone Numbers:..... O: 352-375-4683 x6133 / C: 352-316-4575

Website:.....FloridaGators.com

Twitter/Instagram:..... @GatorsWBK ... @CoachButlerUF

Facebook:.....facebook.com/GatorsWBK

Vanderbilt David Dawson (david.dawson@vanderbilt.edu)

Phone: O: n/a | C: n/a

Twitter / Website: @VandyWBB | vucommodes.com

Opening Tip

*Sunday's game is Florida's 16th on the road this season.

*Each of Florida's last three games have been decided by single digits.

*Florida is 2-5 in games decided by 10 points or less this season, including 1-3 in SEC games.

*UF's Ronni Williams leads the SEC in scoring (all games). She is coming off a 31-point performance against Tennessee.

*Former Gator Head Coach Carolyn Peck is in her first season as an associate coach at Vanderbilt, her alma mater.

*Vanderbilt leads the SEC in three-point field goal percentage (41.4%), while Florida ranks 13th in the SEC for defending the three.

Florida's Possible Starting Lineup

#	Gator	Pronunciation	POS	HT	CL	Hometown	PPG	RPG	NOTES
1	Ronni Williams		F	6-0	SR	Daytona Beach, Fla.	18.3	7.5	#1 SEC scorer, #9 rebounder...UF #2 assists-2.6 pg
44	Haley Lorenzen		F	6-3	JR	Iowa City, Iowa	12.4	6.8	15 double-fig scoring gms in '17; back-2-back dbl-dbls
00	Delicia Washington	duh-LEE-shuh	G	5-10	FR	Glen St. Mary, Fla.	9.8	5.1	leads UF & all SEC frosh 36 steals (1.8); 31pts vs Indiana
11	Dyandria Anderson	dee-ANN-dree-uh	G	5-10	JR	Viera, Fla.	6.8	4.4	90 assists (4.5 pg) - No. 2 in SEC
22	Sydney Morang	mur-RANG (like the pie)	G/F	5-10	FR	New Providence, N.J.	2.1	1.8	9 of her 11 FGs are 3-pointers

Off The Bench

24	Tyshara Fleming	tie-SHEER-uh	C	6-4	SR	Virginia Beach, Va.	7.8	6.7	56.4% FG ... team-high 28 blocks
23	Brooke Copeland		G	6-2	JR	Cleveland, Tenn.	4.5	2.1	22 three-pointers leads team
15	Sydney Searcy	SIR-see	G	5-7	FR	Ponte Vedra Beach, Fla.	3.4	1.2	20 assists, 16.8 minutes per game
5	Elif Portakal	ee-LEAF POOR-ta-call	G	5-9	FR	Istanbul, Turkey	1.3	0.8	foot injury (Dec. 8) = missed 10 gms, returned Jan. 22

Out for Today/Season

20	Simone Westbrook		G	5-8	SR	Chandler, Ariz.	8.0	2.9	tore right ACL in August ... 2016 All-SEC Defensive Team
3	Funda Nakkasoglu	FOON-da knock-a-SO-glue	G	5-8	JR	Hampton, Australia	20.8	2.6	transfer from Utah State

2016-17 Gator Women's Basketball

BROADCAST MEDIA SHEET

Probable Starters Numbers in Orange



00


DELICIA WASHINGTON

Name pronounced: duh-LEE-shuh

	GP-GS	Min/G	FG%	3PT%	FT%	R/G	A/G	S	B	PPG
SEASON	20-19	23.6	.416	.278	.542	5.1	1.3	36	1	9.8
SEC	7-7	26.4	.347	.222	.625	5.0	1.0	9	0	11.4
CAREER	20-19	23.6	.416	.278	.542	5.1	1.3	36	1	9.8

FR * G * 5-10 * Glen St. Mary, Fla./Baker County H.S.

- top freshman scorer in SEC games (11.4 ppg) ... team leader for steals
- scored 31 vs. Indiana-5th Gator frosh w/ at least 30 points in a game; followed that w/ zero pts
- Sat 1st half of game vs NCAT for violation of team culture - finished w/ 10 pts
- 8 of her 10 pts in Temple win came during a crucial point late in the third quarter and into the fourth
- first true freshman to start a season-opener since the 2012-13 season




1

RONNI WILLIAMS

	GP-GS	Min/G	FG%	3PT%	FT%	R/G	A/G	S	B	PPG
SEASON	20-20	28.1	.567	.000	.742	7.5	2.6	25	10	18.3
SEC	7-7	30.9	.522	.000	.720	6.0	2.0	9	2	18.9
CAREER	112-75	22.6	.500	.231	.671	6.5	1.3	120	94	11.3

SR * F * 6-0 * Daytona Beach, Fla./Atlantic H.S.

- last 3 games: 23.0 pts, 5.3 reb, 55.6% FG, 86.4% FT... since Indiana game has played all 5 positions
- career high 34 pts v SLU (was 25 vs. Wofford, Nov. 30, 2016); most since Vanessa Hayden's 36 vs Oakland, 11/16/01 ... 24th Gator w/ 1,000pts (milestone vs. LBSU Dec.3) ... 700th rebound at LSU
- Florida Sunshine Classic All-Tourn ... Arizona St Classic All-Tourn. Team ... 2016 Second Team All-SEC
- scored in every game of career except one (at Penn St, 2014 NCAA 2nd Rd) ... **75-gm scoring streak**



5

ELIF PORTAKAL

Name pronounced: ee-LEAF POOR-ta-call

	GP-GS	Min/G	FG%	3PT%	FT%	R/G	A/G	S	B	PPG
SEASON	10-0	11.6	.294	.333	.250	0.8	1.9	4	0	1.3
SEC	2-0	7.5	.333	.000	.500	0.5	1.0	0	0	1.5
CAREER	10-0	11.6	.294	.333	.250	0.8	1.9	4	0	1.3

FR * G * 5-9 * Istanbul, Turkey / Ugur H.S.

- Missed 10 games w/ broken bone in right foot (1st game missed: at FSU Dec. 8) ... returned Jan. 22 at Georgia - entered game 5:13 (2Q) and made FT 9 seconds later ... played 7 minutes, 3 points
- Coach Butler praised performance vs. Wofford as her best to date ... 17 assists - 4th on team
- Starter and team captain for the Galatasaray U18 and U16 teams that won the Turkish national championship, equivalent to winning a high school title in the United States



11

DYANDRIA ANDERSON

Name pronounced: dee-ANN-dree-uh

	GP-GS	Min/G	FG%	3PT%	FT%	R/G	A/G	S	B	PPG
SEASON	20-20	31.4	.413	.189	.667	4.4	4.5	32	9	6.8
SEC	7-7	35.6	.422	.273	.682	5.1	4.6	12	2	8.0
CAREER	80-38	19.3	.402	.213	.700	2.8	1.9	108	20	4.4

JR * G * 5-10 * Viera, Fla./Viera H.S.

- team assists leader ... 1 of 3 who has started every game this year
- last 3 games: 11.0 ppg, 5.7 rpg (10 OR), 5.7 avg, 7-10 FTs
- 1st double-fig scoring game of year vs. FAMU (13 pts also tied career high)
- 2015-16 Co-Most Improved Player (team award)
- Yonnette(mom),Frank(dad),Chris(older bro),Kendall (twin bro)-frequently make 3-hr drive for home gms



15

SYDNEY SEARCY

Name pronounced: SIR-see

	GP-GS	Min/G	FG%	3PT%	FT%	R/G	A/G	S	B	PPG
SEASON	20-0	16.8	.359	.120	.600	1.2	1.0	24	2	3.4
SEC	7-0	10.9	.250	.000	.000	0.6	0.3	0	0	1.1
CAREER	20-0	16.8	.359	.120	.600	1.2	1.0	24	2	3.4

FR * G * 5-7 * Ponte Vedra Beach, Fla./Nease H.S.

- 1st dbl-fig scoring game vs Arizona State = 11 pts (4-4 FG)
- sparked UF early in win vs LBSU (9 pts)
- 2 pts in each of first 4 games until netted 9 at Northwestern and earned high praise from Coach for overall performance
- in debut: 2 points, 2 assists, 2 rebounds and 2 steals [1st bucket was outside jumper - 7:27 left in 3Q]



22

SYDNEY MORANG

Name pronounced: mur-RANG (like meringue pie)

	GP-GS	Min/G	FG%	3PT%	FT%	R/G	A/G	S	B	PPG
SEASON	16-1	12.6	.224	.225	.429	1.8	0.6	6	3	2.1
SEC	7-1	14.9	.250	.227	.400	1.1	0.4	1	2	2.7
CAREER	16-1	12.6	.224	.225	.429	1.8	0.6	6	3	2.1

FR * G/F * 5-10 * New Providence, N.J. / New Providence H.S.

- a lefty ... career-high 6 pts vs. TAMU and FAMU (all from threes) ... 9 of 11 FGs have been 3-pointers
- 1st career start came vs. Tennessee (Jan. 26) = 2 pts, 3 reb, 30 minutes - fouled out
- scored first points on a 3 vs. LBSU (Dec. 3) ... 1st career 3-pointer vs. FSU (Dec. 8)
- concussion-like symptoms sidelined for entire preseason + first 4 games; debut at NW, 3 mins, 10 vs Wofford ... cleared for contact drills on Nov. 18; dressed Nov. 22 at Ark. St.



23

BROOKE COPELAND

	GP-GS	Min/G	FG%	3PT%	FT%	R/G	A/G	S	B	PPG
SEASON	19-4	21.0	.311	.289	.700	2.1	1.1	12	5	4.5
SEC	6-2	25.7	.294	.267	.667	2.5	1.5	3	1	5.3
CAREER	77-19	15.0	.314	.278	.702	2.1	0.9	38	34	3.5

JR * G * 6-2 * Cleveland, Tenn./Bradley Central H.S.

- huge 3 at Georgia w/ 4 mins to go after UF's 17-point lead was cut to 1 point
- held streak of 9 straight games w/ 3-pointer ... team-high 13 pts vs. NCAT for 1st dbl-figure scoring game since Feb. 2015 ... 3-pt in 14 of 19 games this year ... career-high 6 ast vs Long Beach St.
- ankle sprain vs. Temple limited her action in next game to two minutes
- vs. Chattanooga (Nov. 14) played ~32 miles from hometown = 40-50 fans in stands for the game



24

TYSHARA FLEMING

Name pronounced: tie-SHEER-uh

	GP-GS	Min/G	FG%	3PT%	FT%	R/G	A/G	S	B	PPG
SEASON	20-7	21.4	.564	.000	.574	6.7	1.0	23	28	7.8
SEC	7-4	25.3	.526	.000	.550	7.4	0.9	12	9	7.3
CAREER	51-11	16.4	.551	.000	.496	5.3	0.6	57	73	6.1

SR * C * 6-4 * Virginia Beach, Va./Salem HS/ NW Fla. State College

- double-double vs. Tennessee (Jan. 26) = 13 pts, 10 reb
- 1st dbl-dbl of career 11 pts, 11 reb, 5 blk, 4 ast vs LBSU (Dec 3)
- 2015-16 Co-Most Improved Player (team award)
- Last year team-best 45 blocks (ranked #4 in SEC all gms; T-#7 in SEC gms); No. 3 rebounder
- teammates at NWFSC with Simone Westbrook




44

HALEY LORENZEN

	GP-GS	Min/G	FG%	3PT%	FT%	R/G	A/G	S	B	PPG
SEASON	20-20	29.6	.498	.471	.690	6.8	1.4	27	26	12.4
SEC	7-7	32.0	.471	.500	.765	7.4	1.1	8	7	11.7
CAREER	80-68	24.0	.501	.471	.630	5.3	0.8	72	88	9.3

JR * F * 6-3 * Iowa City, Iowa/Iowa City H.S.

- Double-double vs. Tennessee (Jan. 25) = 17 pts, 11 reb ... grabbed 400th career rebound vs TAMU (Jan. 15) ... recorded elusive 1st double-double vs. SLU: 15 pts, 10 reb ... 9 pts, 9 reb vs. Arizona St
- Scored 10 of her 19 points in the 4Q vs Temple & helped UF overcome 7-pt deficit
- Only Gator who scored in every game last year (and career) ... **80-game scoring streak**
- Mom All-Am in field hockey & dad AA hoops at U of Iowa; Stepmom, Barb Franke, hoops star at U-Wis



3

FUNDA NAKKASGLU

Name pronounced: FOON-da knock-a-SO-glue

	GP-GS	Min/G	FG%	3PT%	FT%	R/G	A/G	S	B	PPG
SEASON	--	--	--	--	--	--	--	--	--	--
SEC	--	--	--	--	--	--	--	--	--	--
CAREER	60-59	34.8	.410	.336	.847	2.9	4.6	70	4	19.2

JR * G * 5-8 * Hampton, Australia / Utah State University

- sitting out the 2016-17 season due to NCAA transfer rules; will have 2 years at UF
- Played in and started all but two games of her 60-game Utah State University career, when she averaged 19.1 points per game and amassed 1,149 points
- Spent the 2016 summer as a member of the Turkish Senior National Team and was among the players at the tryouts for the 2016 Olympic Team



20

SIMONE WESTBROOK

	GP-GS	Min/G	FG%	3PT%	FT%	R/G	A/G	S	B	PPG
SEASON	--	--	--	--	--	--	--	--	--	--
SEC	--	--	--	--	--	--	--	--	--	--
CAREER	31-13	21.3	.387	.307	.676	2.9	7.5	70	3	8.0

SR * G * 5-8 * Chandler, Ariz./Chandler H.S./ NW Fla. State College

- will sit out the 2016-17 season
- Tore her right ACL in August 2016 while at home; underwent surgery on Sept. 21, 2016
- 2016 All-SEC Defensive Team
- #3 in SEC for steals (2.3 pg, all games) ... "Simone has Ninja hands" - Coach Butler
- teammates at NWFSC with Ty Fleming ... 2015 NJCAA All-American HM

Team Rankings of Note

(thru games played Jan. 23)
NCAA RPI: 63
SOS: 36

Team Rankings in SEC (top 3)

(thru games played Jan. 26)
No. 1 - Offensive Rebounds (SEC games)
No. 2 - Rebounding Margin (SEC games)

Individual SEC Rankings of Note

(thru games played Jan. 23)

- Dyandria Anderson**
No. 4 - Assists (SEC games)
No. 11 - Assist/Turnover Ratio (SEC games)
- Tyshara Fleming**
No. 10 - Active Career SEC Blocks Leaders
T-No. 11 - Rebounding (SEC games)
No. 8 - Blocked Shots (SEC games)
- Haley Lorenzen**
No. 6 - Active Career SEC Blocks Leaders
No. 8 - SEC FG% Leaders (SEC games)

- T-No. 11 - SEC Rebounding Leaders (SEC games)
No. 23 - Scoring (SEC games)
T-No. 3 - Offensive Rebounds
Delicia Washington
No. 25 - Scoring (SEC games - top freshman scorer)
- Ronni Williams**
No. 4 - Scoring (SEC games)
No. 5 - FG% (SEC games)
T-No. 17 - Rebounding (SEC games)
No. 2 - Active Career SEC Rebounding Leaders
No. 5 - Active Career SEC Blocks Leaders
No. 7 - Active Career SEC Scoring Leaders

2016-17 Gator Women's Basketball

Today's Match-up

Vanderbilt's Probable "Starting 5"

Pos ##	Name	HT	YR	PPG	RPG
F	0 Kayla Overbeck	6-1	FR	9.8	7.1
F	21 Erin Whalen	6-1	FR	8.1	2.6
F	22 Marqu'es Webb	6-1	SR	7.3	9.3
G	23 Minta Spears	5-10	R-SR	2.5	1.3
G	35 Kalei Clemons-Green	5-7	FR	4.9	2.9

Stat Comparisons

(All Games)

Stat Check..... Florida..... Vanderbilt

Record	10-10	11-10
FG%	45.7%	42.2%
3FG%	25.9% (68-263)	40.9% (153-374)
FT%	65.3% (243-372)	74.0% (322-435)
Points Per Gm	72.8	71.3
Points Allowed	67.8	69.6
FG% Defense	38.4%	40.4%
3FG% Defense	32.8%	32.6%
Scoring Margin	+4.9	+1.7
Reb Margin	+5.9	+3.6
Assists PG	15.5	14.9
Turnover Margin	20.1	17.5
Steals PG	9.8	6.4
Blocks PG	4.2	2.1

Stat Comparisons

(SEC Games, ONLY)

Stat Check..... Florida..... Vanderbilt

Record	1-6	1-7
FG%	41.7%	40.8%
3FG%	25.6% (21-82)	41.4% (55-133)
FT%	66.7% (92-138)	69.1% (105-152)
Points Per Gm	66.1	66.2
Points Allowed	77.4	73.1
FG% Defense	44.8%	43.2%
3FG% Defense	37.6%	34.8%
Scoring Margin	-11.3	-6.9
Reb Margin	+3.6	+2.9
Assists PG	11.9	12.9
Turnover Margin	-5.9	-5.0
Steals PG	7.7	4.0
Blocks PG	3.3	0.8

Florida vs. Vanderbilt

55-game Series: UF trails 22-33 (UF Home: 11-13; Away: 8-16; Neutral: 3-4)

Date	UF Rank	Opp Rank	Result	UF	Opp	Diff	Site	Code
Jan. 4, 1979	--	--	L	66	76	-10	N	9
Jan. 29, 1979	--	--	L	65	67	-2	A	
Dec. 10, 1979	--	--	W	81	80	+1	H	
Jan. 23, 1980	--	--	L	58	78	-20	A	
Jan. 14, 1981	--	--	L	67	75	-8	H	
Jan. 9, 1982	--	--	W	81	71	+10	H	
Feb. 1, 1982	--	--	L	86	89	-3	A	
Jan. 31, 1983	--	--	L	78	79	-1	A	
Feb. 26, 1983	--	--	W	69	66	+3	H	
Jan. 4, 1984	19	--	L	77	86	-9	H	
Jan. 29, 1984	--	--	W	66	65	+1	A	
Jan. 8, 1985	--	--	W	73	62	+11	H	
Feb. 2, 1985	--	--	W	61	56	+5	A	
Jan. 8, 1986	--	--	L	53	70	-17	A	
Jan. 24, 1987	--	11	L	60	80	-20	H	
Jan. 31, 1988	--	--	L	62	84	-22	A	
Feb. 25, 1989	--	--	L	68	80	-12	H	
Feb. 25, 1990	--	--	L	60	82	-22	A	
Jan. 9, 1991	--	19	W	74	68	+6	H	
Jan. 26, 1992	--	11	L	82	89	-7	A	
Jan. 24, 1993	--	1	L	63	69	-6	H	
Feb. 6, 1994	--	11	L	65	82	-17	A	
Mar. 5, 1994	22	13	L	72	94	-22	N	44
Feb. 4, 1995	14	8	L	52	66	-14	H	
Jan. 28, 1996	20	5	L	60	74	-14	A	
Mar. 2, 1996	18	10	W	83	73	+10	N	44
Jan. 25, 1997	119	11	W	70	56	+14	H	
Mar. 1, 1997	10	17	W	68	54	+14	N	44
Feb. 1, 1998	14	6	W	62	46	+16	A	
Jan. 31, 1999	--	--	W	78	69	+9	H	
Feb. 25, 1999	--	--	W	64	61	+3	N	44
Feb. 6, 2000	--	--	L	66	84	-18	A	
Feb. 4, 2001	9	19/18	W	62	57	+5	H	
Jan. 24, 2002	18	6/5	W	62	51	+11	A	
Feb. 23, 2003	--	18/19	L	58	64	-6	H	
Mar. 6, 2003	--	15/16	L	58	74	-16	N	84
Jan. 11, 2004	--	22	W	67	61	+6	H	
Feb. 1, 2004	--	24	W	92	83	+9	A	
Jan. 30, 2005	--	23/21	L	73	84	-11	A	
Feb. 20, 2005	--	22/20	L	69	76	-7	H	
Jan. 22, 2006	--	19	W	73	59	+14	H	
Jan. 14, 2007	--	14/12	L	69	82	-13	A	
Mar. 2, 2007	--	13	L	77	105	-28	N	94
Jan. 31, 2008	--	--	L	56	66	-10	H	
Feb. 12, 2009	9/11	24/24	L	68	84	-16	A	
Feb. 4, 2010	--	rv/22	L	58	66	-8	H	
Feb. 24, 2010	--	rv/22	L	60	71	-11	A	
Feb. 6, 2011	--	--	L-2OT	97	103	-6	H	
Feb. 25, 2011	--	--	W	74	69	+5	A	100
Feb. 16, 2012	--	rv/24	L-OT	69	75	-6	A	
Feb. 21, 2013	--	--	L	57	68	-11	H	
Feb. 27, 2014	--	rv/rv	W	73	68	+5	A	
Feb. 1, 2015	--	--	W	67	58	+9	A	
Feb. 19, 2015	--	--	L-OT	75	76	-1	H	
Feb. 18, 2016	22/25	-	W	79	67	+12	H	

9 = Lady Bulldog Classic - Athens, Ga.
 44 = SEC Tournament - Chattanooga, Tenn.
 84 = SEC Tournament - North Little Rock, Ark.
 94 = SEC Tournament - Duluth, Ga.
 100 = game originally scheduled for Feb. 24, 2011, and on CSS, but weather forced delay

All-Time Series Records vs. SEC Opponents (includes all meetings)

Opponent	Overall W/L	Under Butler	Home W/L	Away W/L	Neutral W/L	Series Streak	Last Meeting
Alabama	27-29	9-3	16-7	8-12	3-10	Won 6	W, 80-72, 1/21/16 (H)
Arkansas	25-9	11-3	11-3	10-5	4-1	Won 2	W: 71-66,OT, 1/28/16 (A)
Auburn	21-35	8-6	11-11	6-15	4-9	Lost 1	L, 82-75, 1/1/17 (H)
Georgia	16-53	6-13	10-23	6-28	0-2	Won 1	W: 76-68, 1/22/17 (A)
Kentucky	25-28	4-10	13-9	9-14	3-5	Lost 1	L, 92-69, 3/4/16 (N)
LSU	14-27	5-7	8-12	5-14	1-1	Lost 1	L: 78-67 1/5/17 (A)
Mississippi	20-15	7-3	8-9	12-5	0-1	Won 1	W: 85-65, 1/10/16 (A)
Mississippi St.	25-21	9-4	13-7	8-13	4-1	Lost 3	L: 49-82, 1/12/17 (A)
Missouri	0-5	0-5	0-2	0-3	0-0	Lost 5	L: 79-64, 1/24/16 (A)
South Carolina	20-16	6-9	8-9	10-7	2-0	Lost 8	L: 62-81, 1/8/17 (H)
Tennessee	4-49	2-14	2-20	2-20	0-9	Lost 1	L, 75-84, 1/26/17 (H)
Texas A&M	1-5	1-4	1-2	0-3	0-0	Lost 1	L: 59-67, 1/15/17 (H)
Vanderbilt	22-33	4-8	11-13	8-17	3-4	Won 1	W, 79-67, 2/18/16 (H)
OVERALL	220-325	71-88	111-126	85-155	24-43	Lost 1	

UF's Longest Series Histories

School	Games Played	Overall W	L
1 Florida State	73	42	31
2 Georgia	69	16	53
3 Alabama	56	27	29
Auburn	56	21	35
5 Vanderbilt	55	22	33
6 Kentucky	53	25	28
Tennessee	53	4	49
8 Mississippi St.	46	25	21
9 Miami (Fla.)	42	28	14
10 LSU	41	14	27

2016-17 Gator Women's Basketball

Last 2 Meetings: Florida vs. Vanderbilt

Official Basketball Box Score -- Game Totals -- Final Statistics

Vanderbilt vs Florida

02/19/15 7 pm ET at Gainesville, FL * O'Connell Center

Official Basketball Box Score -- Game Totals -- Final Statistics

Vanderbilt vs Florida

02/18/16 7 pm ET at Gainesville, FL * O'Connell Center

Vanderbilt 67 • 15-11, 4-9 SEC

#	Player	Total		3-Ptr		Rebounds			PF	TP	A	TO	Blk	Stl	Min
		FG-FGA	FT-FTA	FG-FGA	FT-FTA	Off	Def	Tot							
22	Webb,Marqu'ees	f	7-9	0-0	3-4	1	8	9	4	17	1	3	0	0	30
23	Spears,Minta	g	2-7	1-4	0-1	0	4	4	4	5	2	6	0	0	33
25	Batey,Morgan	g	2-5	0-0	2-5	3	5	8	5	6	4	4	0	3	33
33	Reed,Christa	g	3-12	1-4	0-0	2	1	3	4	7	1	2	0	3	32
41	Seawright,Miaya	g	1-1	0-0	0-0	2	0	2	3	2	1	1	0	0	10
01	Dahlman,Rebekah		2-8	1-3	0-0	0	0	0	2	5	1	2	0	0	14
03	Bell,Rachel		6-10	4-4	0-0	0	0	0	3	16	0	1	0	1	18
15	Jenkins,Jasmine		0-1	0-0	0-2	1	2	3	4	0	5	3	0	1	19
44	Long,Rayte'a		3-3	0-0	3-3	0	1	1	1	9	0	0	0	0	11
	Team					0	0	0	0		1				
	Totals		26-56	7-15	8-15	9	21	30	30	67	15	23	0	8	200

1st - FG %:	7-12	58.3%	2nd:	9-13	69.2%	3rd:	5-12	41.7%	4th:	5-19	26.3%	Game:	26-56	46.4%	Deadball
3FG %:	1-2	50.0%	3-6	50.0%	1-2	50.0%	2-5	40.0%	7-15	46.7%	Deadball				
FT %:	2-3	66.7%	2-3	66.7%	2-2	100.0%	2-7	28.6%	8-15	53.3%	Rebounds				

Florida 79 • 20-6, 8-5 SEC

#	Player	Total		3-Ptr		Rebounds			PF	TP	A	TO	Blk	Stl	Min
		FG-FGA	FT-FTA	FG-FGA	FT-FTA	Off	Def	Tot							
01	Williams,Ronni	f	3-6	0-0	4-4	4	9	13	3	10	5	0	1	2	28
44	Lorenzen,Haley	f	5-8	0-0	2-6	0	3	3	3	12	1	1	2	0	30
40	Needles,Carlie	g	2-4	2-4	4-6	2	3	5	3	10	2	2	0	0	28
20	Westbrook,Simone	g	4-9	2-5	0-0	0	0	0	2	10	5	6	0	2	28
21	Christinaki,Eleana	g	7-11	2-4	6-11	1	3	4	1	22	2	2	2	2	32
03	Miller,January		0-0	0-0	2-2	0	0	0	1	2	0	1	0	0	3
11	Anderson,Dyandria		0-3	0-1	1-1	1	1	2	1	1	2	2	0	0	15
13	Peoples,Cassie		1-2	1-2	2-2	0	1	1	1	5	1	2	0	0	14
23	Copeland,Brooke		1-1	0-0	0-0	0	0	0	0	2	0	1	0	0	2
24	Fleming,Tyshara		1-2	0-0	0-0	1	1	2	3	2	0	0	0	0	9
32	Batchelor,Carla		1-4	0-0	1-2	0	2	2	0	3	1	1	0	0	11
	Team					1	2	3							
	Totals		25-50	7-16	22-34	10	25	35	18	79	19	18	5	10	200

1st - FG %:	7-17	41.2%	2nd:	7-8	87.5%	3rd:	6-12	50.0%	4th:	5-13	38.5%	Game:	25-50	50.0%	Deadball
3FG %:	3-5	60.0%	1-2	50.0%	1-5	20.0%	2-4	50.0%	7-16	43.8%	Deadball				
FT %:	2-4	50.0%	8-11	72.7%	4-6	66.7%	8-13	61.5%	22-34	64.7%	Rebounds				

Officials: Sue Blanch, Cameron Inouye, Billy Smith

Technical fouls: Vanderbilt-None. Florida-None.

Attendance: 1439

VU#25 M.Batey fouls out at :48.8(4)

Score by periods	1st	2nd	3rd	4th	Total
Vanderbilt	17	23	13	14	67
Florida	19	23	17	20	79

Points	In	Off	2nd	Fast	Bench
VANDY	32	20	5	2	30
UF	30	25	8	10	15

Last FG - VANDY 4th-00:32, UF 4th-01:16.
Largest lead - VANDY by 2 2nd-09:08, UF by 12 4th-00:20.
VANDY led for 00:12. UF led for 37:09. Game was tied for 02:39.

Score tied - 4 times.
Lead changed - 4 times.

Vanderbilt 76 • 14-12, 5-8 SEC

#	Player	Total		3-Ptr		Rebounds			PF	TP	A	TO	Blk	Stl	Min
		FG-FGA	FT-FTA	FG-FGA	FT-FTA	Off	Def	Tot							
21	Heather Bowe	f	2-4	0-0	0-1	0	1	1	1	4	1	0	0	0	11
22	Marqu'ees Webb	f	4-5	0-0	0-0	0	2	2	3	8	0	0	0	0	24
01	Rebekah Dahlman	g	6-9	5-8	1-2	0	3	3	1	18	2	1	0	0	45
15	Jasmine Jenkins	g	3-5	0-0	1-3	0	3	3	1	7	6	0	4	4	42
25	Morgan Batey	g	8-13	0-0	1-5	3	2	5	0	17	1	5	0	2	43
03	Rachel Bell		4-10	3-6	4-4	0	1	1	2	15	1	2	0	0	29
13	A. Caron-Goudreau		2-3	0-0	3-5	1	3	4	2	7	3	1	2	0	25
24	Kristen Gaffney		0-0	0-0	0-0	0	0	0	2	0	1	0	0	0	3
41	Paris Kea		0-1	0-0	0-0	0	0	0	0	1	0	0	0	0	3
	Team					2	6	8			2				
	Totals		29-50	8-14	10-20	6	21	27	12	76	16	18	2	6	225

FG % 1st Half:	15-25	60.0%	2nd half:	11-20	55.0%	OT:	3-5	60.0%	Game:	29-50	58.0%	Deadball
3FG % 1st Half:	7-9	77.8%	2nd half:	1-5	20.0%	OT:	0-0	0.0%	Game:	8-14	57.1%	Rebounds
FT % 1st Half:	7-10	70.0%	2nd half:	2-5	40.0%	OT:	1-5	20.0%	Game:	10-20	50.0%	3

Florida 75 • 12-14, 4-9 SEC

#	Player	Total		3-Ptr		Rebounds			PF	TP	A	TO	Blk	Stl	Min
		FG-FGA	FT-FTA	FG-FGA	FT-FTA	Off	Def	Tot							
22	Lewis,Kayla	f	5-7	0-0	0-0	0	2	2	2	10	0	1	0	1	27
44	Lorenzen,Haley	f	4-8	0-0	1-2	3	4	7	4	9	1	2	0	0	24
40	Needles,Carlie	g	3-7	2-6	2-2	0	5	5	2	10	1	2	0	1	41
13	Peoples,Cassie	g	3-11	1-5	0-0	1	3	4	0	7	7	2	0	4	40-
23	Copeland,Brooke	g	1-4	1-4	0-0	0	1	1	3	3	1	0	1	1	19
01	Williams,Ronni		8-11	0-0	1-1	4	4	8	4	17	4	2	3	1	27
03	Miller,January		6-11	0-1	3-4	0	2	2	3	15	4	4	0	2	30
11	Anderson,Dyandria		0-0	0-0	0-0	1	0	1	0	0	0	0	0	0	5
15	Dimaitte,Viktorija		1-3	0-1	0-0	1	0	1	4	2	1	1	0	0	7
32	Batchelor,Carla		1-2	0-0	0-0	1	0	1	0	2	0	0	0	0	5
	Team					1	1	2							
	Totals		32-64	4-17	7-9	12	22	34	22	75	19	14	4	10	225

FG % 1st Half:	15-27	55.6%	2nd half:	15-32	46.9%	OT:	2-5	40.0%	Game:	32-64	50.0%	Deadball
3FG % 1st Half:	3-10	30.0%	2nd half:	1-6	16.7%	OT:	0-1	0.0%	Game:	4-17	23.5%	Rebounds
FT % 1st Half:	3-4	75.0%	2nd half:	2-3	66.7%	OT:	2-2	100.0	Game:	7-9	77.8%	1

Officials: Tina Napier, Cameron Inouye, Michael McConnell

Technical fouls: Vanderbilt-None. Florida-None.

Attendance: 1134

Game Duration: 2:15

Score by periods	1st	2nd	OT	Total
Vanderbilt	44	25	7	76
Florida	36	33	6	75

Last FG - VANDY 0T-01:10, UF 0T-01:25.
Largest lead - VANDY by 12 1st-08:47, UF by 2 0T-04:29.

Points	In	Off	2nd	Fast	Bench
VANDY	42	18	5	4	22
UF	42	18	8	4	36

Score tied - 5 times.
Lead changed - 4 times.

Game 26: Vanderbilt 76, Florida 75 - OVERTIME

February 19, 2015 * Gainesville, Fla. * Stephen C. O'Connell Center

GAINESVILLE, Fla. -- Backed by an all-around performance from sophomore **Ronni Williams**, who recorded 17 points, eight rebounds, four assists and three blocks, the Gators rallied from a 12-point, second-half deficit and forced overtime against Vanderbilt, only to fall short of a comeback victory in a 76-75 decision to the Commodores Thursday night in the Stephen C. O'Connell Center.

Vanderbilt led by as many as 12 points as late as with 17:40 remaining in regulation before Florida staged a gritty rally and tied the game at 55 with 10:14 to go. The Gators had four possessions to take their first lead of the game, but couldn't connect on any of them, and the Commodores eventually got their shot to fall and forced Florida into catch-up mode again.

Florida rose to the challenge and tied the game again at 60 with 5:52 remaining after Williams completed her eighth three-point-play of the season.

Vanderbilt scored five straight points by taking advantage of two Gator turnovers and held a 65-60 edge with 4:10 to go.

The Gators missed their next two shots but forced a Vandy miscue and **Brooke Copeland** nailed a three-pointer with 3:05 on the clock and brought UF within two, 65-62. The teams quickly traded buckets and the Commodores were the next to score with just 52 seconds left and took a 69-65 lead.

January Miller, who finished with 15 points and four assists, hit an acrobatic bank shot and had the Gators within two with 30 seconds to go. UF was whistled for a foul and Vanderbilt went to the line, but missed the front end of the one-and-one.

Cassie Peoples, who had seven points, seven assists and four steals in just under 40 minutes of action, made a great shot and tied the game shortly before Williams came up with a steal and the Gators had the ball with 4.9 seconds remaining.

Florida had two great looks at the basket, but neither would fall and the game headed to overtime.

Miller converted two free throws to opening the scoring in the bonus period and gave Florida its first lead of the game with 4:31 remaining in the extra session.

Vanderbilt and Florida traded baskets back and forth through the majority of the overtime period. Neither team led by more than two during the bonus minutes. The Gators called a timeout to regroup with 33.6 seconds to go as Vanderbilt held a 76-75 lead and control of the ball coming out of the break. A Williams foul sent Jasmine Jenkins to the line to attempt the double bonus free throws. Jenkins missed both and the Gators got the ball back with 16 seconds to go, but Miller's final attempt with just seconds on the clock fell short.

The Commodores kicked off the second half on a 6-0 run, but **Kayla Lewis** halted the Vanderbilt scoring streak with a layup at 17:39, which sparked a 10-2 tear for the home team to bring the Gators within four, 52-48, with 13:31 on the clock.

The Orange and Blue patiently chipped away at the Vanderbilt lead and nailed five of six field goal attempts to knot the game at 55 following a Miller layup. Florida struggled to break the tie, but kept the Commodores in check for nearly five minutes without a score. Vanderbilt finally snapped its scoring drought with a Rebekah Dahlman three, her fifth of the night, as the Commodores went back up, 58-55, with 7:10 to play.

Despite a slow start for Florida from the field, the G

2016-17 Gator Women's Basketball

First Horn

- UF plays its 16th game on the road, as the team travels to Nashville and faces Vanderbilt on Sun., January 29.
- The game will not have television coverage, but can be viewed online via SEC Network+.

Back Again

- This is the second of three games the Gators are playing in the state of Tennessee this year.
- Florida traveled to and defeated Chattanooga, 72-61, on November 14 in the team's second game of the year.
- The Gators wrap up their three-game trip to the Volunteer State on February 23, when the team play Tennessee in Knoxville.

The Series: Florida vs. Vanderbilt

- 55-game Series: UF trails 22-33 (UF Home: 11-13; Away: 8-16; Neutral: 3-4)**
- Florida won last year's game against Vanderbilt, 79-67, in Gainesville.
- Seven of the last 10 games in the series have been decided by single digits, and all 10 have been decided by 12 points or less.
- Three of the last eight games have gone to overtime.
- Florida has won three of the last four against Vandy, which has won six of the last 10 versus the Gators.
- Each of the last 11 meetings in the series have come during the month of February. This is the first time the teams are meeting in January since Jan. 31, 2008.

Flashback

- In last year's regular-season game against Vanderbilt, the Gators scored 79 points.
- Only 27 of those points were scored by Gators who will be suiting up on Sunday.

What Just Happened

- Florida lost an 84-75 decision to Tennessee in Gainesville on Thursday and dropped to 1-6 in SEC games. It was the Gator's third consecutive game decided by single digits.
- Vanderbilt halted its seven-game slide and earned its first SEC win of the season, an 87-80 home victory against Alabama

What's Next for the Gators

- UF next plays its 16th game on the road, when the team travels to Nashville and faces Vanderbilt on Sun., January 29.
- The game will not have television coverage, but can be viewed online via SEC Network+.

Gator Watch

- Ronni Williams** - the lone four-year senior on the roster - led UF in scoring as a sophomore and junior and is doing so again this season.
- Williams became the 24th Gator to score 1,000 career points, doing so on Dec. 3 vs. Long Beach State.
- She became the 15th Gator to collect 700 career rebounds, eclipsing the mark on January 5 at LSU.
- In addition to leading the Gators in scoring with 18.3 points per game, Williams also leads the Gators in rebounding (7.5 pg),

field goal percentage (56.7) and free throw percentage (74.2%) and is second for assists (51) this year.

Who's Hot

- During the last TWO games - both decided by single digits - **Ronni Williams** averaged 23.5 points and converted 86.4 percent (19-22) from the free throw line.
- Junior **Haley Lorenzen** averaged 14.0 points and 10.5 rebounds over the last two games.

Local Flavor

- UF Head Coach **Amanda Butler** and junior **Brooke Copeland** are natives of the Volunteer State.
- Butler hails from Mt. Juliet, located just 20 miles from Nashville. Her parents, Steve and Barbara Butler, still reside in Mt. Juliet.
- Copeland is from Cleveland, Tenn., located approximately 163 miles from Nashville (about a 2:30 drive).
- Copeland graduated from Bradley Central High School, the same place as former Lady Vol All-American Brittany Jackson.

Familiar Face

- Former UF head coach Carolyn Peck took a break from the sideline following her five years leading the Gators (2002-07) and turned her talents to the broadcast booth where she worked for ESPN.
- In the Spring of 2016, her alma mater came calling and brought her back into the coaching world.
- Peck is now in her first year as an associate coach at Vanderbilt.
- Guided UF to a 72-76 overall record, 24-46 in SEC action.

Alma Mater/SEC Coaching Pride

- Seven of the 14 SEC head coaches have a degree from an SEC school, however, Florida's **Amanda Butler** and Tennessee's **Holly Warlick** are the only two SEC head coaches currently at the helm of the program of which they once played.
- Arkansas' Jimmy Dykes returned to coach his alma mater, but naturally didn't play for the women's hoops team.
- Georgia's Joni Taylor played college ball at Alabama.
- Kentucky's Matthew Mitchell is a graduate of Mississippi State.
- LSU's Nikki Fargas starred at Tennessee.
- Mississippi State's Vic Schaefer is a Texas A&M graduate.

Welcome Back

- Freshman **Elif Portakal** had been sidelined with an injury and missed the last 10 games prior to entering the January 22 contest against Georgia at the 5:13 mark of the second quarter.
- She needed just nine seconds to make her presence felt, finding her way to the free throw line where she made her first attempt and finished the half with three points.
- She is UF's only true point guard on the roster without a season-ending injury.

Notes from Florida's Last Game: lost at home to Tennessee, 84-75 (Jan. 26)

- Ronni Williams scored a game-high 31 points, but the Gator's first-half defense came back to haunt them, as Florida dropped an 84-75 decision to Tennessee.

Numbers of Note

<<< POINTS >>>

- 5** points shy is **Delicia Washington (195)** of her 200th season/career point points shy is **Ronni Williams (1,262)** of moving into 17th place on UF's all-time scoring list [LaTonya McGhee (1989-93) is No. 17 with 1,374 points]

<<< REBOUNDS >>>

- 19** rebounds shy is **Ronni Williams (726)** of moving into 13th place on UF's all-time rebound list [Kayla Lewis is No. 13 with 745 rebounds]

<<< ASSISTS >>>

- 9** assists shy is **Ronni Williams (141)** of her 150th career assist

<<< BLOCKS >>>

- 2** blocks shy is **Tyshara Fleming (73)** of her 75th career block
6 blocks shy is **Ronni Williams (94)** of her 100th career block

<<< STREAKS & STUFF >>>

- 53** consecutive games with a 3-pointer (went 0-8 at Texas A&M, Feb. 22, 2015 and snapped a 156-game streak dated back to November 2010)
80 -game scoring streak by **Haley Lorenzen** (active team-best streak)

2016-17 Numbers of Note

43

This is the **43rd season** Florida has sponsored a varsity women's basketball team.

Tied-2

Amanda Butler is in her 10th year at her alma mater and is tied for the **second-longest** active tenured head coach in the SEC behind **Texas A&M's Gary Blair**, who is in his 14th season. Kentucky's Matthew Mitchell also enters his 10th season [he was hired 10 days (April 23, 2007) after the Gators hired Butler (April 13, 2007).

\$64.5

Florida's home court (with a new name) - Exactech Arena at the Stephen C. O'Connell Center - underwent a **\$64.5 million** renovation and opened for its first event (UF graduation) on Fri., Dec. 16.

12

Florida played its first **12 games** on the road due to the renovations to Exactech Arena.

8,799

The Gators hit the road during their pre-conference schedule, traveling **8,799 miles** before their first home game on Dec. 28 in their final non-SEC game.

2016-17 Gator Women's Basketball

Associated Press Poll January 23, 2017

1	Connecticut (33)	825
2	Baylor	787
3	Maryland	743
4	Mississippi State	734
5	South Carolina	702
6	Florida State	657
7	Washington	616
8	Notre Dame	576
9	Louisville	545
10	Stanford	515
11	Oregon State	506
12	Texas	460
13	UCLA	434
14	Duke	405
15	Ohio State	384
16	Arizona State	271
17	Miami	254
18	NC State	247
19	Virginia Tech	221
20	Oklahoma	202
21	DePaul	159
22	West Virginia	104
23	South Florida	102
24	Green Bay	90
25	Kansas State	54

Others receiving votes: Syracuse 44, Kentucky 15, Temple 13, Texas A&M 13, Tennessee 11, Michigan 10, Marquette 8, Northwestern 7, California 3, Drake 3, Oregon 2, Wyoming 2, Harvard 1

WBCA/USA Today Coaches' Poll January 24, 2017

1	Connecticut (32)	800
2	Baylor	762
3	Maryland	722
4	South Carolina	713
5	Mississippi State	671
6	Florida State	637
7	Washington	605
8	Louisville	557
9	Notre Dame	546
10	Stanford	500
11	Oregon State	474
12	UCLA	469
13	Texas	401
14	Ohio State	396
15	Duke	355
16	Arizona State	277
17	Miami	238
18	NC State	233
19	DePaul	177
20	Oklahoma	165
21	Virginia Tech	162
22	West Virginia	125
23	South Florida	121
24	Syracuse	93
25	Green Bay	86

Others receiving votes: Michigan 27, California 22, Northwestern 18, Temple 17, Tennessee 10, Kansas State 8, Texas A&M 6, Creighton 4, Marquette 2, Tulane 1

Florida Week-by-Week in the 2016-17 National Polls

Week	WBCA/USA Today	
	AP	Coaches
Preseason	20 (8/12)	24 (7/12)
Nov. 14	19 (8/12)	23 (7/12)
Nov. 16	16 (6/10)	20 (7/11)
Nov. 21	16 (6/10)	20 (7/11)
Nov. 28	19 (7/10)	23 (7/10)
Dec. 5	23 (4/10)	25 (5/8)
Dec. 12	rv (5/9)	rv (5/8)
Dec. 19	rv (5/11)	rv (5/9)
Dec. 26	- (5/10)	- (5/10)
Jan. 2	- (5/9)	- (4/8)
Jan. 9	- (4/9)	- (4/9)
Jan. 16	- (5/9)	- (4/8)
Jan. 23	- (4/9)	- (4/8)

(opponents in Top-25/total receiving votes)
BOLDFACE indicates 2016-17 opponent

Florida in the National Rankings

- All-time weeks in AP poll: **145**
- Highest AP ranking: 5, Nov. 24, 1997
- Highest Coaches' ranking: 5, 11/25/1997
- First AP ranking: 19, Dec. 26, 1983
- Last AP rank (prior to this season): 25, final 2015-16 poll
- Last Coaches' rank (prior to this season): 24, March 14, 2016

- The Lady Vols used an 18-2 run over a 4:34 span in the first quarter and built a 23-6 lead with 3:03 remaining in the first period.
- Florida outscored Tennessee, 41-36, in the second half and even cut its deficit to eight points with 3:24 remaining and to within six points, 81-75, with 16 seconds remaining, however, the Lady Vols, closed out the game at the free throw line, converting 3-of-4 the rest of the way, capping a solid effort of 27-of-35 from the line during the game.
- Florida dominating the rebound effort, 42-30, with 21 coming on the offensive end.

Twice the Fun

- During the 2016-17 season's 16-game SEC schedule, the Gators will play Georgia (their 'permanent' rival), Tennessee and Texas A&M twice.

Class Act vs. Georgia

- The January 22 win at Georgia marked UF's sixth win ever against the Lady Bulldogs in Athens.
- **Ronni Williams** – UF's lone four-year senior – and the current junior class of **Dyandria Anderson, Brooke Copeland** and **Haley Lorenzen** became the only Gators in program history to have defeated Georgia twice in Athens during their career.

Opened with 9 ... Then had 10 ... Back to 9 ... Down to 8

- The Gators opened the season with a 12-player roster, however just nine suited up for the first four games of the 2016-17 campaign.
- During the fifth game (at Northwestern, Nov. 25), freshman **Sydney Morang** suited

up and played three minutes. Morang had not played prior to this due to concussion symptoms. After undergoing months of testing and observation, she was cleared by physicians to finally play in a game.

- Testing showed that freshman **Elif Portakal** broke a bone in her foot and was ruled out of game action beginning Dec. 8 at Florida State. She missed 10 games and returned to the court Jan. 22 at Georgia. Her return marked **nine players** ready for action!
- In the days following the FSU game, then-leading scorer **Eleanna Christinaki** parted ways with the team, leaving the Gators with eight players for their Dec. 11 game against N.C. A&T.
- Senior **Simone Westbrook**, a member of the 2016 SEC All-Defensive Team, tore her ACL in August and will miss the season.
- Junior **Funda Nakkasoglu** joined the Gators from Utah State and must sit out the year per NCAA rules for transfers.

Gripping Gators

- Get the Pepto ready if you're a fan of the Gators! Over the previous three-plus seasons, the team has played a **combined 52 games** decided by 10 points or less, with a **28-24 record**
- In 2016-17, the Gators are **2-5** in games decided 10 points or less (**1-3 SEC**).
- In 2015-16, Florida was **11-4** in games decided by **10 points or less, including 7-2 in SEC games**
- 2014-15: 14 of UF's 30 games (**5-9 record**)
- 2013-14: 17 games decided by 10 points or less (10-7 record).

The 2015-16 Quarterly Report

- Florida outscored or tied its opponent in **21 of 31 third quarters**
- The Gators won or tied the **fourth quarter in 20 of 31 games**
- When UF led entering the fourth quarter, the Gators won every game except once – versus Albany in the NCAA First Round.

The 2016-17 Quarterly Report

- Florida has outscored its opponent in 36 of 80 quarters played this year (FIVE tied quarters):
- First Quarter: 8-12
- Second Quarter: 9-8-3
- Third Quarter: 10-8-2
- Fourth Quarter: 14-6

Worth the Wait!

- After 8,799 round-trip miles traveled via 13 bus trips, seven airplane flights, 11 different hotels and 12 games played over a 48-day span, the Gators finally played a home game!
- Florida played host to and defeated Southeastern Louisiana on December 28, 102-51, after patiently waiting for the \$64.5 million renovations to be completed on the newly renamed Exactech Arena at the Stephen C. O'Connell Center.

Work, Work, Work, Work, Work!

Year-by-Year improvements by **Ronni Williams**:

Year	Scoring	Rebounding	FT%	FG%
Freshman	8.1	5.5	55.2%	49.6%
Sophomore	10.3*	5.5	66.7%	42.4%
Junior	11.1*	7.8*	69.0%	51.8%
Senior	18.3*	7.5*	74.2%*	56.7%*

*team leader

2016-17 Gator Women's Basketball

Orange You Glad We Didn't Say Road Game Again?

- To celebrate their first home game of the year, as well as the completion of their 12-game season-opening road trip, the Gators wore special orange uniforms
- The last time the Gators wore orange uniforms was during the 2007-08 season, when the team logged a 5-1 record (4-0 at home, 1-0 away, 0-1 neutral site).
- The last home game the Gators wore orange uniforms was back on December 28, 2007, when Florida defeated Holy Cross, 66-52.

On the Road Again and again and again

- Florida played its **first 12 games on the road** due to the **\$64.5 million renovation** of the Exactech Arena at the O'Connell Center, which was completed in mid-December.
- During the season-opening road swing, the Gators will have traveled a total of **8,799 miles** without leaving the contiguous United States or playing in the Pacific Time Zone before playing host to Southeastern Louisiana in their home opener.

Planes, Trains and Automobiles

- Tabulating the round trip mileage** before the Gators play their first home game of the season:
 - Nov. 11 in Jacksonville = 144 miles
 - Nov. 14 in Chattanooga, TN = 904 miles
 - Nov. 19 in Ocala = 76 miles
 - Nov. 22 to Nov. 25 from Jonesboro, Ark. (786), to Memphis, Tenn. (71), to Evanston, Ill. (551) 1,408 + 1,071 = 2,479 miles
 - Nov. 30 in Ocala = 76 miles
 - Dec. 3-4 in Tempe, Ariz. = 4,060 miles
 - Dec. 8 in Tallahassee = 312 miles
 - Dec. 11 in Panama City = 510 miles
 - Dec. 20-21 in Winter Park = 238 miles
 - TOTAL MILES TRAVELED: 8,799**

Williams Joins 1,000-Point Club

- Ronni Williams** scored her 1,000th career point during the Dec. 3 game against Long Beach State with an offensive rebound put-back with 5:50 remaining in the second quarter that tied the game at 17.
- She entered the game with 994 career points, six shy of the 1,000-point milestone.
- Williams was playing in the 99th game of her career.
- The last Gator to top the plateau was Kayla Lewis (2010-12, 2013-15), who did so on Feb. 8, 2015 against Tennessee. Lewis ended her career with 1,063 points.
- Williams becomes the 24th Gator to score 1,000-plus points.

Final Four in Florida

- Florida's final four games of its season-opening 12-game road trip came within the borders of the Sunshine State.
- The final game of the adventure was December 21 against Florida A&M.

A Familiar Road Game for Two Freshmen

- Freshmen **Sydney Searcy** and **Delicia Washington** made their respective collegiate debuts just a few miles from their hometown!
- Searcy is from Ponte Vedra Beach - 23

miles from Jacksonville - and played her prep ball at Nease HS and was three-time first-team All-State, Class 6A

- Washington is from Glen St. Mary - approximately 33 miles from Jacksonville - and was two-time first-team All-State, Class 5A

Hometown Hero Returns

- Junior **Brooke Copeland** received the opportunity to play in front of a number of familiar faces when the Gators met Chattanooga on Mon., Nov. 14.
- Copeland is a native of nearby Cleveland, Tenn., located approximately 30 miles from Chattanooga.

First-Time Florida Foes

- There are five teams on UF's schedule that the Gators played for the first time.
- The other first-time foes: Chattanooga, Northwestern, Wofford, North Carolina A&T and Southeastern Louisiana.
- The Gators were 4-1 against those teams this year.

First Degree

- There are six upperclassmen (juniors and seniors) on the roster, with several closing in on their respective bachelor's degrees (PROJECTED graduation semesters):
 - Ronni Williams** - Telecommunications – Media & Society (May 2017)
 - Tyshara Fleming** - African American Studies (Summer 2017)
 - Haley Lorenzen** - Event Management (Summer 2017)
 - Brooke Copeland** - Telecommunication-Production (Fall 2017)
 - Dyandria Anderson** - Telecommunication-News (Spring 2018)
 - Simone Westbrook** - African American Studies (Spring 2018)

The Gators as a Ranked Team

- The Gators sport a 163-86 all-time record when playing as a ranked team.
- UF is just 9-21 when playing as a ranked team against another ranked team and playing on its opponent's home court.
- UF is 47-42 (3-3 this year) when playing as a ranked team on the road.

First Timers

- Of the 11 Gators on the current 2016-17 roster, five come from six different states and from three different countries - with five total being the first Gator ever from their state or country:
 - Haley Lorenzen** is the first Gator from **Iowa**
 - Tyshara Fleming** is the first from **Virginia**
 - Simone Westbrook** is the first from **Arizona**
 - Funda Nakkasoglu** is the first from **Australia**
 - Elif Portakal** is the first from **Turkey**

Gators All-Time in the Preseason Top-25 National Rankings

- While Florida has received votes in national preseason polls multiple times in the program's history, this is just the seventh time in the top-25 at the beginning of the year since the 2001-02 season, when the

Florida's Record by Game Location (State & Territories)

(entering game vs. VANDERBILT)

State/U.S. Territory Win . Loss

Alabama	19	33
Alaska	0	0
Arizona	2	3
Arkansas	12	9
California	5	8
Colorado	3	2
Connecticut	2	2
Delaware	0	0
District of Columbia	2	1
Florida	490	237
Georgia.....	19	58
Hawaii	2	1
Idaho	1	1
Illinois	3	5
Indiana	2	2
Iowa	0	1
Kansas.....	0	0
Kentucky	11	17
Louisiana	6	20
Maine	4	0
Maryland.....	0	0
Massachusetts	4	0
Michigan	1	1
Minnesota.....	0	0
Mississippi	23	27
Missouri	0	3
Montana	2	0
Nebraska	0	1
Nevada	3	2
New Hampshire.....	0	0
New Jersey.....	6	2
New Mexico	3	1
New York	3	2
North Carolina	6	6
North Dakota	0	0
Ohio	4	2
Oklahoma	1	0
Oregon	0	1
Pennsylvania	7	7
Rhode Island.....	3	1
South Carolina.....	13	9
South Dakota.....	0	0
Tennessee	27	59 <<<<
Texas	9	8
Utah	0	2
Vermont	0	0
Virgin Islands.....	0	2
Virginia.....	8	9
Washington.....	0	0
West Virginia	2	0
Wisconsin.....	4	1
Wyoming.....	0	0
Bahamas	4	2

team began the campaign No 12 in the USA Today ranking and No. 13 in the Associated Press poll.

- 1994-95: No. 14 in AP; No. 14 in USA Today
- 1995-96: receiving votes in AP; No. 23 in USA Today
- 1996-97: No. 21 AP; No. 21 in USA Today
- 1997-98: No. 9 AP; No. 8 in USA Today
- 1998-99: No. 22 AP; No. 20 in USA Today
- 2001-02: No. 13 AP; No. 12 in USA Today
- 2016-17: No. 20 AP; No. 24 in USA Today

Baby Gators - a.k.a. Florida's Signing Class

A complete group of five prep stars have officially signed a National Letter of Intent during the early period play basketball at the University of Florida.

A player who can excel at each of the five positions on the basketball court comprise the 2016-17 Signing Class:

- **Mikayla Hayes** (6-2, Forward, Brooklyn Park, Minnesota/Park Center HS) [name pronunciation: mih-KAY-la]
- **Tameria Johnson** (5-6, Point Guard, Ocala, Florida/West Port HS) [name pronunciation: tah-MAIR-ee-uh]
- **Karissa McLaughlin** (5-8, Guard, Ft. Wayne, Indiana/Homestead HS)
- **Priscilla Smeenge** (6-0, Forward, Celebration, Florida/Celebration HS) [name pronunciation: SMEENG]
- **Jalaysha Thomas** (6-2, Forward, Ocala, Florida/West Port HS) [name pronunciation: jah-LAY-shu]

Head Coach Amanda Butler on the Five:

"This is a very complete group on and off the floor. They all bring something special that is going to give them a chance to make an immediate impact on our team. Each individual meets a need and reinforces our team culture in her own unique way. Our TLC factor went up today. I love who each and every one of them are. Our future is extremely bright!"

Mikayla Hayes (6-2, Forward, Brooklyn Park, Minnesota/ Park Center HS)

[name pronunciation: mih-KAY-la]

- Senior Year (2016-17): nominee for 2017 McDonald's All American Game
- Junior Year (2015-16): averaged 12.4 points, 10.2 rebounds and 3.8 blocks ... Career high 21 rebounds ... Career high 9 blocked shots ... Reached career milestones of 700 points & 300 rebounds in the same game ... Team Record and accomplishments: 22-8, NWSC Conference Champions, Section 5AAAA Champions ... Individual Recognition: Class AAAA Honorable Mention All-State NWSC All-Conference Star Tribune Preseason All-Metro
- Sophomore Year (2014-15): averaged 15.0 points, 9.0 rebounds, 3.8 blocks ... Led Park Center to the Class 3A state championship her sophomore year, when she scored a team-high 13 points in a 52-45 win against Marshall ... scored career high 29 points ... Team Record and accomplishments: 25-7, NWSC Conference Champs, Section 4AAA Champs, AAA State Champs ... Individual Recognition: Well Fargo State All-Tournament Team, AAA State Championship Player of the Game, Class AAA All-State, NWSC All-Conference, USA Today/American Family Insurance All Twin Cities Star Tribune Player of the Week
- Freshman Year (2013-14): averaged 10.3 points, 8.2 rebounds, 3.5 blocks ... key component in the Pirate's 73-71 triple-overtime win in the 2014 state title game and named to the All-Tournament Team ... Team Record and accomplishments: 26-5, Section 4AAA Champs, AAA State Champs ... Individual Recognition: Wells Fargo State All-Tournament Team, Star Tribune Player of the Week, Hardware Hank Athlete of the Week, NWSC Honorable Mention All-Conference ... 5 State Hoops AAU Player of the Year
- AAU/Travel Team: North Tartan Girls EYBL where she was coached by Gerard Coury and Greg Dietal
- Coach Butler on Hayes: "Mikayla Hayes will add a tremendous amount of size and improve our post presence. She's a great shot blocker and has surprising face-the-basket skills for her size. She is an all-around great person and is a fantastic fit to our program and our university."

Tameria Johnson (5-6, Point Guard, Ocala, Florida/West Port HS)

[name pronunciation: tah-MARE-ee-uh]

On the Court:

- 2016-17 updates: scored career-best 46 points with 10 rebounds and five steals in a game against East River (Jan. 20, 2017) ... 2017 McDonald's All American Game Nominee
- Junior Year (2015-16): 12.8 points and a county-best 7.0 steals ... Team Record and accomplishments: 20-9 – Regional Semifinals ... Individual Recognition: 2016 All-County First Team
- Sophomore Year (2014-15): averaged 9.9 points, 4.8 steals and led the county with 4.3 assists ... Team Record and accomplishments: 22-5 ... Individual Recognition: Ocala Star-Banner First Team, 2015 FABC/Source Hoops Girls All-State Team Class 8A Honorable Mention
- Freshman Year (2013-14): attended and played at Potter's House Christian Academy in Jacksonville
- Worth Noting: Played prep ball at West Port with fellow Gator signee Jalaysha Thomas, who also happens to be her cousin.
- History: Thomas and Johnson are the first female athletes from West Port HS to sign NCAA Division I scholarship papers.
- When She Became a Gator: verbally committed while standing on the sideline of the Gator football game against Ole Miss on October 3, 2015
- Coach Butler on Johnson: "Tameria is a dynamic and spirited point guard. I don't think there is another point guard like her in the 2017 class. She has a fearless spirit, very aggressive with the ball in her hands and very excited to be a Gator. I love her competitiveness."

Karissa McLaughlin (5-8, Guard, Ft. Wayne, Indiana/Homestead HS)

- Individual Career Highlights: 1,808 career points entering her senior season are also a school record ... School Record for Free Throw Percentage: 92% ... School Record Holder for Points in a Game: 39 ... School Record Holder for Points in a Season: 721
- Homestead HS Highlights with McLaughlin: 75-8 overall record ... 3 Sectional Championships ... 2 Regional Championships ... 1 Semi-State Championship ... 3 Conference Championships
- Senior Year (2016-17): set Homestead HS girls scoring record with 40 points vs. North Side, when she nailed 12-of-14 three-pointers (Jan. 20, 2017) ... 2017 McDonald's All American Game Nominee
- Junior Year (2015-16): averaged 24.9 points (721 total), 5.0 rebounds, 3.2 assists and 2.7 steals ... Team Record and accomplishments: 26-3 – Regional Champions, Summit Athletic Conference Regular Season Champions, Summit Athletic Holiday Tournament Champions ... Individual Recognition: Indiana Junior All-Star Core Team, Indiana All-State Supreme 15 Underclassmen, WPTA 21 Alive/Parkview Sports Medicine Player of the Year (NE Indiana), News Sentinel Player of the Year, Journal Gazette News Player of the Year, Summit Athletic Conference: Tiffany Gooden Award Winner – Given to the best basketball player (boys and girls combined) in the SAC, ICGSA (Indiana Coaches of Girls Sports Association) First Team All-State, Summit Athletic Conference First Team

- Sophomore Year (2014-15): averaged 23.1 points (671 total), 4.1 rebounds, 3.0 assists and 2.0 steals ... Team Record and accomplishments: 26-3 - Semi-State Champions (State Runner-Up), Northeast Hoosier Conference Champions ... Individual Recognition: Indiana All-State Supreme 15 Underclassmen, ICGSA (Indiana Coaches of Girls Sports Association) First Team All-State, Northeast Hoosier Conference First Team, WPTA 21 Alive/Parkview Sports Medicine Player of the Year Finalist, News Sentinel First Team All-Area Team, Journal Gazette News First Team All-Area, WPTA 21 Alive Player of the Week
- Freshman Year (2013-14): averaged 16.6 points (416 total), 3.5 rebounds, 2.2 assists and 2.0 steals ... Team Record and accomplishments: 23-2 - Sectional Champions, Northeast Hoosier Conference Champions ... Individual Recognition: Indiana All-State Honorable Mention, Northeast Hoosier Conference First Team, News Sentinel First Team All-Area Team, Journal Gazette News First Team All-Area, WPTA 21 Alive Player of the Week
- Getting Them Ready: member of the Indiana Junior All-Start Core Group; plays two games against the Indiana Senior All-Star Team that helps prep for the big Indiana vs. Kentucky series
- AAU/Travel Team: Spiece Indy Gym Rats Silver – NIKE EYBL – the 2015 Nike EYBL National Runner-Up; coached by Danny Riego
- Coach Butler on McLaughlin: "Karissa is the best shooter in the 2017 class. She's also used to competing for championships. She's very well-rounded and will bring a winner's mentality to every day."

Priscilla Smeenge (6-0, Forward, Celebration, Florida/Celebration HS)

[name pronunciation: SMEENGE]

- Attended and played at Southlake Carroll High School in Texas, before her family moved at the end of the 2016 school year to Florida where she is concluding her prep career at Celebration (FL) High School
- Of Note: Father is Joel Smeenge, the current head football coach of Celebration High School and an 11-year NFL defense end, who played with the New Orleans Saints and Jacksonville Jaguars
- On the Court at Celebration (FL) High School
- Senior Year (2016-17): nominee for 2017 McDonald's All American Game
- On the Court at Southlake Carroll (TX) High School:
- Career Honors: First Team All-District 2014, '15, '16 ... Second Team All-State 2016 ... Academic All-District 2014, '15, '16 ... Team Captain (junior year 2015-2016) ... Led team in scoring in rebounding during the 2015-16 season ... 2015 District Newcomer of the Year
- Junior Year (2015-16): averaged 14.5 points, 7.4 rebounds, 2.7 assists and 2.7 steals
- Sophomore Year (2014-15): averaged 13.8 points, 5.0 rebounds, 1.5 assists and 2.5 steals
- Freshman Year (2013-14): averaged 6.3 points, 4.0 rebounds, 1.1 assists and 1.3 steals
- Coach of Note: Teri Morrison (Southlake Carroll)
- AAU/Travel Team: Cy-Fair coached by Jason Wallen and Earl Allen
- Onto the Track: ran track her freshman year (200 meters, 400 meters, 4x200 relay) and plans to participate again her senior season
- Runs in the Family: Her father Joel Smeenge played 11 seasons in the NFL (1990-2000) - played college football at Western Michigan University ... cousin, Isaac Nauta, is currently a freshman tight end at the University of Georgia
- Coach Butler on Smeenge: "Priscilla is extremely athletic and versatile. She can shoot the ball and play multiple positions. She is going to fit perfectly into our style of running, pressing and playing tone-setting basketball. She's a tremendous young lady, on and off the court and I'm thrilled to coach her."

Jalaysha Thomas (6-2, Forward, Ocala, Florida/West Port HS)

[name pronunciation: jah-LAY-shu]

- On the Court:
- Senior Year (2016-17): scored her 1,000th career point during win vs. Forest (Jan. 9, 2017) ... nominee for 2017 McDonald's All American Game
- Junior Year (2015-16): averaged 16.0 points and a county-best 17.7 rebounds ... Team Record and accomplishments: 20-9 – Regional Semifinals ... Individual Recognition: 2016 Ocala Star-Banner Player of the Year
- Sophomore Year (2014-15): averaged 13.6 points, 6.4 rebounds ... led the county with 60 blocked shots ... Team Record and accomplishments: 22-5 ... Individual Recognition: Ocala Star-Banner First Team, 2015 FABC/Source Hoops Girls All-State Second Team Class 8A
- Freshman Year (2013-14): attended and played at Potter's House Christian Academy in Jacksonville
- Worth Noting: Played prep ball at West Port with fellow Gator signee Tameria Johnson, who also happens to be her cousin.
- History: Thomas and Johnson are the first female athletes from West Port HS to sign NCAA Division I scholarship papers.
- AAU/Travel Team: FGB
- When She Became a Gator: verbally committed while standing on the sideline of the Gator football game against Ole Miss on October 3, 2015
- Coach Butler on Thomas: "Jalaysha is one of those players that every team needs. She's solid, catches every pass. She can impact the game a lot of ways. She is going to be a player who will contribute in a lot of different lineups, and will also fortify our post play. I'm excited about all the ways she makes us better."

2016-17 Gator Women's Basketball



Head Coach Amanda Butler

Amanda Butler at a Glance

Personal

Full Name: Amanda Kay Butler

Hometown: Mt. Juliet, Tenn.

Born: March 6, 1972

Education

College: University of Florida (B.S. in Exercise and Sport Sciences, 1995; Master of Exercise and Sport Sciences, 1997)

High School: Mt. Juliet H.S. (1990 graduate)

Butler's Head Coaching Record

Year	School	Record	Conference	Home	Postseason
2005-06	Charlotte	21-9	13-3 (T-1st)	13-2	WNIT; A-10 Co-Champs
2006-07	Charlotte	19-13	9-5 (4th)	13-2	WNIT Second Round
2007-08	Florida	19-14	6-8 (T-7th)	14-5	WNIT Round of 16
2008-09	Florida	24-8	9-5 (T-4th)	14-1	NCAA Second Round
2009-10	Florida	15-17	7-9 (T-7th)	10-7	WNIT Second Round
2010-11	Florida	20-15	7-9 (8th)	12-4	WNIT Round of 16
2011-12	Florida	20-13	8-8 (8th)	13-3	NCAA Second Round
2012-13	Florida	22-15	6-10 (T-8th)	11-5	WNIT Semifinals
2013-14	Florida	20-13	8-8 (5th)	12-4	NCAA Second Round
2014-15	Florida	13-17	5-11 (T-11)	8-9	--
2015-16	Florida	22-9	10-6 (T-4th)	13-2	NCAA First Round
2016-17	Florida	10-10	1-6	1-4	TBA
Total (12th Year)		225-153	89-88	135-48	10 Postseason Berths
at Florida (10th Yr)		185-131	67-80	108-44	8 Postseason Berths
at Charlotte (2)		40-22	26-9	26-5	2 Postseason Berths

Individual Gator Accolades Under Butler

- *All-SEC Selections: 9 athletes
- *All-SEC Freshman Team Honorees: 6 athletes
- *SEC Academic Honor Roll: 21 athletes, 38 honors
- *SEC Freshman Academic Honor Roll: 6 athletes
- *Additional Awards Achieved: SEC 6th Woman of the Year, SEC All-Defensive Team (2)

Butler's Playing Experience

College: Univ. of Florida, Four-year starting guard (1990-94)
1993 & 1994 NCAA Berths were first two in program history



**Asst. Coach
Bill Ferrara**



**Asst. Coach
Shimmy Gray-Miller**



**Asst. Coach
Murriel Page**

Coach Butler All-Time Series' Records

	Overall (at UF)	Home	Away	Neutral
Alabama A&M	1-0 (1-0)	1-0 (1-0)	0-0	0-0
Alabama Birmingham (UAB)	2-0 (2-0)	1-0 (1-0)	1-0 (1-0)	0-0
Alabama State	1-0 (1-0)	1-0 (1-0)	0-0	0-0
Alabama	9-3 (9-3)	6-1 (6-1)	3-2 (3-2)	0-0
Albany	0-1 (0-1)	0-0	0-0	1-0 (0-1)
Appalachian State	1-0	1-0	0-0	0-0
Arizona State	1-2 (1-2)	0-0	0-1 (0-1)	1-1 (1-1)
Arkansas State	3-0 (2-0)	2-0 (1-0)	2-0 (1-0)	0-0
Arkansas	11-3 (10-3)	5-1 (5-1)	4-2 (4-2)	2-0 (2-0)
Auburn	8-6 (8-6)	5-1 (5-1)	2-3 (2-3)	1-2 (1-2)
Ball State	1-1 (1-0)	0-0	0-0	1-1 (1-0)
Baylor	0-1 (0-1)	0-0	0-0	0-1 (0-1)
Belmont	1-0 (1-0)	0-0	0-0	0-0
Bethune-Cookman	1-0 (1-0)	0-0	0-0	0-0
Brown	0-1 (0-1)	0-0	0-1 (0-1)	0-0
Central Florida (UCF)	2-0 (2-0)	1-0 (1-0)	0-0	1-0 (1-0)
Central Michigan	1-0 (1-0)	1-0 (1-0)	0-0	0-0
Charleston Southern	2-0 (2-0)	2-0 (2-0)	0-0	0-0
Charlotte	3-1 (3-1)	1-0 (1-0)	1-1 (1-1)	1-0 (1-0)
Chattanooga	1-0 (1-0)	0-0	1-0 (1-0)	0-0
Clemson	1-0	0-0	1-0	0-0
Colorado	1-1 (1-0)	0-0	1-1 (1-0)	0-0
Connecticut	0-1 (0-1)	0-0	0-1 (0-1)	0-0
Coppin State	1-0 (1-0)	1-0 (1-0)	0-0	0-0
Davidson	1-1	1-0	0-1	0-0
Dayton	3-0 (1-0)	1-0	1-0	1-0 (1-0)
DePaul	0-1 (0-1)	0-0	0-1 (0-1)	0-0
Drexel	0-1 (0-1)	0-0	0-1 (0-1)	0-0
Duquesne	3-1 (1-0)	2-0 (1-0)	1-0	0-1
Eastern Washington	0-1 (0-1)	0-1 (0-1)	0-0	0-0
Fairfield	1-0 (1-0)	1-0 (1-0)	0-0	0-0
Florida A&M	3-1 (3-1)	2-1 (2-1)	0-0	1-0 (1-0)
Florida Gulf Coast	3-1 (3-1)	2-0 (2-0)	1-1 (1-1)	0-0
Florida International	3-0 (3-0)	1-0 (1-0)	2-0 (2-0)	0-0
Florida State	3-7 (3-7)	2-3 (2-3)	1-4 (1-4)	0-0
Florida	0-1	0-1	0-0	0-0
Fordham	2-0	1-0	1-0	0-0
George Washington	0-2	0-1	0-1	0-0
Georgetown	2-0 (2-0)	1-0 (1-0)	1-0 (1-0)	0-0
Georgia State	1-0 (1-0)	1-0 (1-0)	0-0	0-0
Georgia	6-13 (6-13)	4-5 (4-5)	2-8 (2-8)	0-0
Hampton	1-1 (1-1)	1-0 (1-0)	0-1 (0-1)	0-0
Harvard	1-0 (1-0)	1-0 (1-0)	0-0	0-0
High Point	1-1 (0-1)	1-1 (0-1)	0-0	0-0
Holy Cross	2-0 (2-0)	2-0 (2-0)	0-0	0-0
Houston	2-0	1-0	1-0	0-0
Indiana	0-1 (0-1)	0-0	0-0	0-1 (0-1)
Illinois State	0-1 (0-1)	0-0	0-0	0-1 (0-1)
Jacksonville	3-1 (3-1)	3-0 (3-0)	0-1 (0-1)	0-0
James Madison	2-0 (1-0)	1-0	1-0 (1-0)	0-0
Kennesaw State	2-0 (2-0)	1-0 (1-0)	1-0 (1-0)	0-0
Kentucky	4-10 (4-9)	3-2 (3-2)	1-5 (1-5)	0-3 (0-3)
La Salle	3-1 (2-0)	1-0	1-1 (1-0)	1-0 (1-0)
Long Beach State	1-0 (1-0)	0-0	0-0	1-0 (1-0)
Longwood	1-0 (1-0)	1-0 (1-0)	0-0	0-0
Louisville	0-1 (0-1)	0-0	0-1 (0-1)	0-0
Loyola Marymount	1-0	0-0	1-0	0-0
LSU	5-7 (4-7)	3-3 (3-3)	2-4 (2-4)	0-0
Maryland, BC (UMBC)	1-0 (1-0)	1-0 (1-0)	0-0	0-0
Massachusetts	2-0	1-0	1-0	0-0
Miami (FL)	0-1 (0-1)	0-0	0-1 (0-1)	0-0
Miami (OH)	1-0 (1-0)	1-0 (1-0)	0-0	0-0
Michigan	0-2 (0-2)	0-1 (0-1)	0-1 (0-1)	0-0

	Overall (at UF)	Home	Away	Neutral
Minnesota	0-1	0-0	0-1	0-0
Mississippi State	9-4 (9-4)	5-1 (5-1)	3-3 (3-3)	1-0 (1-0)
Mississippi	7-2 (7-2)	2-2 (2-2)	5-0 (5-0)	0-0
Missouri	0-5 (0-5)	0-2 (0-2)	0-3 (0-3)	0-0
Murray State	1-0	1-0	0-0	0-0
N.C. A&T	1-0 (1-0)	0-0	1-0 (1-0)	0-0
N.C. State	3-1 (3-1)	1-0 (1-0)	1-1 (1-1)	1-0 (1-0)
Nebraska	0-1 (0-1)	0-0	0-1 (0-1)	0-0
North Florida	4-0 (4-0)	4-0 (4-0)	0-0	0-0
Northern Iowa	1-0 (1-0)	0-0	0-0	1-0 (1-0)
Northwestern	0-1 (0-1)	0-0	0-1 (0-1)	0-0
Ohio State	1-0 (1-0)	0-0	0-0	1-0 (1-0)
Ohio Univ.	2-0 (2-0)	1-0 (1-0)	1-0 (1-0)	0-0
Old Dominion	3-1 (2-0)	2-1 (1-0)	1-0 (1-0)	0-0
Oregon State	1-0 (1-0)	0-0	0-0	1-0 (1-0)
Pacific	1-1 (1-1)	1-0 (1-0)	0-1 (0-1)	0-0
Penn State	0-1 (0-1)	0-0	0-1 (0-1)	0-0
Pittsburgh	1-1 (1-1)	1-0 (1-0)	0-1 (0-1)	0-0
Prairie View A&M	1-0 (1-0)	1-0 (1-0)	0-0	0-0
Providence	1-0 (1-0)	0-0	0-0	1-0 (1-0)
Rhode Island	1-1	1-0	0-1	0-0
Richmond	2-1	1-0	1-0	0-0
Robert Morris	2-0 (2-0)	2-0 (2-0)	0-0	0-0
Rutgers	0-2 (0-2)	0-0	0-1 (0-1)	0-1 (0-1)
Saint Francis -PA	3-0 (2-0)	3-0 (2-0)	0-0	0-0
Saint Joseph's	1-2	1-0	0-1	0-1
Saint Louis	5-0 (1-0)	3-0 (1-0)	2-0	0-0
Samford	1-0 (1-0)	1-0 (1-0)	0-0	0-0
San Francisco	1-0 (1-0)	0-0	1-0 (1-0)	0-0
Savannah State	3-1 (3-1)	3-0 (3-0)	0-1 (0-1)	0-0
South Alabama	3-0 (3-0)	0-0	1-0 (1-0)	2-0 (2-0)
South Carolina	6-9 (6-9)	2-5 (2-5)	3-4 (3-4)	1-0 (1-0)
South Florida	1-0 (1-0)	1-0 (1-0)	0-0	0-0
Southeastern Louisiana	(W, 1-0)	0-0	0-0	0-0
Southern Illinois	1-0 (1-0)	0-0	0-0	1-0 (1-0)
Southern	2-0 (2-0)	2-0 (2-0)	0-0	0-0
St. Bonaventure	2-0	1-0	1-0	0-0
St. John's	1-2 (1-2)	1-0 (1-0)	0-1	0-1 (0-1)
St. Louis	5-0 (5-0)	5-0 (5-0)	0-0	0-0
TCU	1-0 (1-0)	1-0 (1-0)	0-0	0-0
Temple	3-3 (3-1)	0-1	1-2 (1-1)	2-0 (2-0)
Tennessee State	1-0 (1-0)	1-0 (1-0)	0-0	0-0
Tennessee	2-14 (2-14)	1-5 (1-5)	1-5 (1-5)	0-3 (0-4)
Texas A&M	1-4 (1-4)	1-2 (1-2)	0-2 (0-2)	0-0
Troy	2-0 (2-0)	1-0 (1-0)	1-0 (1-0)	0-0
Tulsa	1-0	0-0	0-0	1-0
U.S. Naval Academy	1-0 (1-0)	0-0	0-0	1-0 (1-0)
UCLA	0-1	0-0	0-0	0-1
UNC Greensboro	1-0	1-0	0-0	0-0
UNC Wilmington	1-0	0-0	1-0	0-0
Vanderbilt	4-8 (4-8)	1-5 (1-5)	3-3 (3-3)	0-0 <<<<
Vermont	1-0 (1-0)	1-0 (1-0)	0-0	0-0
Virginia Tech	1-2 (1-1)	1-0 (1-0)	0-1 (0-1)	0-0
Virginia	0-1	0-0	0-1	0-0
Western Kentucky	0-2	0-0	0-2	0-0
Winthrop	3-0 (1-0)	2-0	1-0 (1-0)	0-0
Wisconsin	1-1 (1-1)	0-1	1-0 (1-0)	0-0
Wofford	1-0 (1-0)	0-0	0-0	1-0 (1-0)
Wyoming	0-1	0-0	0-0	0-1
Xavier	4-0 (1-0)	3-0 (1-0)	1-0	0-0
Overall (12th Year):	225-153	134-48	63-84	27-21
at Florida (10th Year):	185-130	108-44	50-71	26-16
Conference (at UF):	89-88 (67-80)	50-39 (37-37)	38-46 (29-44)	0-0 (0-0)

2015-16 University of Florida Gator Basketball Roster

Numerical Roster

No.	Name	POS	CL	HT	Hometown (High School/Prior University)
00	Delicia Washington	G	Fr.	5-10	Glen St. Mary, Fla. / Baker County
1	Ronni Williams	F	Sr.	6-0	Daytona Beach, Fla. / Atlantic
3	Funda Nakkasoglu ^A	G	Jr.	5-8	Hampton, Australia / St. Leonard's/Utah State University
5	Elif Portakal	G	Fr.	5-9	Istanbul, Turkey / Ugur
11	Dyandria Anderson	G	Jr.	5-10	Viera, Fla. / Viera
15	Sydney Searcy	G	Fr.	5-7	Ponte Vedra Beach, Fla. / Nease
20	Simone Westbrook	G	Sr.	5-8	Chandler, Az. / Chandler HS/ Northwest Fla. State College
22	Sydney Morang	G/F	Fr.	5-10	New Providence, N.J. / New Providence
23	Brooke Copeland	F	Jr.	6-2	Cleveland, Tenn. / Bradley Central
24	Tyshara Fleming	C	Sr.	6-4	Virginia Beach, Va. / Salem HS/ Northwest Fla. State College
44	Haley Lorenzen	F	Jr.	6-3	Iowa City, Iowa / Iowa City

Alphabetical Roster

No.	Name	POS	CL	HT	Hometown (High School/Prior University)
11	Dyandria Anderson	G	Jr.	5-10	Viera, Fla. / Viera
23	Brooke Copeland	F	Jr.	6-2	Cleveland, Tenn. / Bradley Central
24	Tyshara Fleming	C	Sr.	6-4	Virginia Beach, Va. / Salem HS/ Northwest Fla. State College
44	Haley Lorenzen	F	Jr.	6-3	Iowa City, Iowa / Iowa City
22	Sydney Morang	G/F	Fr.	5-10	New Providence, N.J. / New Providence
3	Funda Nakkasoglu ^A	G	Jr.	5-8	Hampton, Australia / St. Leonard's/Utah State University
5	Elif Portakal	G	Fr.	5-9	Istanbul, Turkey / Ugur
15	Sydney Searcy	G	Fr.	5-7	Ponte Vedra Beach, Fla. / Nease
20	Simone Westbrook	G	Sr.	5-8	Chandler, Az. / Chandler HS/ Northwest Fla. State College
00	Delicia Washington	G	Fr.	5-10	Glen St. Mary, Fla. / Baker County
1	Ronni Williams	F	Sr.	6-0	Daytona Beach, Fla. / Atlantic

Coaching Staff

Head Coach: Amanda Butler (Florida: B.S. 1995, Master's 1997) - 10 year at UF / 12th overall

Assistant Coaches: Bill Ferrara (Florida: B.S. 2003, Master's 2005) - second year

Shimmy Gray-Miller (Michigan: B.S. 1994) - second year

Murriel Page (Florida: B.S. 1998) - seventh year



Support Staff

Director of Basketball Operations: Serena Wilson (Florida: B.S., 2008; Master's, 2010)

Program Coordinator: Shellie Greenman (Emory and Henry College: B.A., 1988; Virginia Tech: Master's, 1990)

Video Coordinator: Ryan Gensler (Saint Joseph's B.A. 2009; Providence, Master's 2011)

Strength & Conditioning Coordinator: Tyler Stuart (Anderson University: B.S., 2007)

Athletic Trainer: John "JB" Barrett (Mississippi State: B.S., 1997; Master's, 1999)

Academic Advisor: Garon Rowland (Oklahoma, 1997, Master's 2001)

Communications: Kathy Cafazzo (Penn State: B.S., 1993)

Athletic Trainer (GA): Amy Toner

Athletic Training Student: Michael Norder

Video Assistants: Kerry Connolly, Adam Jaffe, Cameron Kinzer, Allison Sanders

Geographic Breakdown

Arizona (1)

Simone Westbrook - Chandler

Florida (3)

Dyandria Anderson - Viera
Sydney Searcy - Ponte Vedra Beach
Delicia Washington - Glen St. Mary
Ronni Williams - Daytona Beach

Iowa (1)

Haley Lorenzen - Iowa City

New Jersey (1)

Sydney Morang - New Providence

Tennessee (1)

Brooke Copeland - Cleveland

Virginia (1)

Tyshara "Ty" Fleming - Virginia Beach

Australia (1)

Funda Nakkasoglu - Hampton

Turkey (1)

Elif Portakal - Istanbul

Eligibility Breakdown

Seniors (3)

Ty Fleming
Simone Westbrook
Ronni Williams

Juniors (3)

Dyandria Anderson
Brooke Copeland
Haley Lorenzen

Sophomores (0)

-

Freshmen (4)

Sydney Morang
Elif Portakal
Sydney Searcy
Delicia Washington

Not Eligible in 2016-17

Funda Nakkasoglu (junior eligibility in 2017-18)

Pronunciation Guide:

- DYANDRIA Anderson dee-ANN-dree-uh
- TYSHARA Fleming tie-SHEER-uh
- Sydney MORANG
-mur-RANG (like meringue pie)
- FUNDA NAKKASOGLU
-FOON-da knock-a-SO-glue
- ELIF PORTAKAL ee-LEAF POOR-ta-call
- Sydney SEARCY SIR-see
- DELICIA Washington dah-LEE-shuh


2016-17 Gator Women's Basketball




#00
Delicia Washington
 da-LEE-shu
 5-10 * FR * Guard
 Glen St. Mary, Fla.



#1
Ronni Williams
 6-0 * SR * Guard/ Forward
 Daytona Beach, Fla.



#3
Funda Nakkasoglu
 FOON-da knock-a-SO-glu
 5-7 * JR * Guard
 Hampton, Australia



#5
Elif Portakal
 ee-LEAF POOR-ta-call
 5-9 * FR * Guard
 Istanbul, Turkey



#11
Dyandria Anderson
 dee-ANN-dree-uh
 5-10 * JR * Guard
 Viera, Fla.



#15
Sydney Searcy
 SIR-see
 5-7 * FR * Guard
 Ponte Vedra Beach, Fla.



#20
Simone Westbrook
 5-8 * SR * Guard
 Chandler, Ariz.



#22
Sydney Morang
 mur-RANG (like meringue pie)
 5-10 * FR * Guard/Forward
 New Providence, N.J.



#23
Brooke Copeland
 6-2 * JR * Forward
 Cleveland, Tenn.



#24
Tyshara Fleming
 tie-SHEER-uh
 6-4 * SR * Center
 Virginia Beach, Va.



#44
Haley Lorenzen
 6-3 * JR * Forward
 Iowa City, Iowa



Amanda Butler
Head Coach
 10th Year at UF; 12th Overall



Bill Ferrara
Assistant Coach
 Second Year at UF



Shimmy Gray-Miller
Assistant Coach
 Second Year at UF



Murriel Page
Assistant Coach
 Seventh Year at UF

2016-17 Florida Final Box Scores & Game Recaps

Official Basketball Box Score -- Game Totals -- Final Statistics

South Alabama vs Florida
11/11/16 5:00 pm ET at Veterans Memorial Arena- Jacksonville, FL

South Alabama 33 • 0-1

#	Player	Total			3-Ptr			Rebounds			PF	TP	A	TO	Blk	Stl	Min
		FG-FGA	FT-FGA	FT-FTA	Off	Def	Tot	Off	Def	Tot							
15	Guillory, LaNeetra	f	1-3	0-0	0-0	2	0	2	0	2	0	2	1	0	0	19	
34	Ellis, Chyna	c	0-3	0-0	2-2	2	4	6	1	2	0	1	2	2	24		
03	Davis, Colby	g	0-5	0-1	2-4	0	4	4	2	2	1	6	0	0	27		
10	Daniels, Marquita	g	1-8	0-1	2-2	2	1	3	2	4	0	4	0	3	17		
30	Perrymond, Genesis	g	2-8	1-3	0-0	1	0	1	0	5	1	9	0	1	29		
00	Williams, Candice	g	1-6	0-0	3-4	0	1	1	4	5	1	4	0	1	15		
02	Kines, Shaforia	g	1-1	0-0	0-0	0	0	0	0	2	0	1	0	0	4		
13	London, Camryn	g	0-1	0-1	0-0	0	0	0	0	0	0	0	0	1	2		
14	Jones, Savannah	g	2-5	2-4	0-0	0	1	1	1	6	1	1	0	0	18		
23	Givens, Alyse	g	0-3	0-0	0-0	0	2	2	0	0	0	1	0	0	8		
24	Autio, Erin	g	2-6	1-3	0-0	1	2	3	0	5	0	0	0	0	19		
25	Centers, Kennedy	g	0-1	0-0	0-0	0	1	1	3	0	0	3	0	1	12		
44	Hall, India	g	0-1	0-0	0-0	0	0	0	1	0	0	0	0	0	6		
Team						4	3	7									
Totals			10-51	4-13	9-12	12	19	31	14	33	4	32	3	9	200		

1st - FG %:	2-14	12.5%	2nd:	3-12	25.0%	3rd:	2-8	25.0%	4th:	3-15	20.0%	Game:	10-51	19.6%	Deadball	
3FG %:	0-4	0.0%	2-3	66.7%	1-2	50.0%	1-4	25.0%	4-13	30.8%	9-12	75.0%			Rebounds	1
FT %:	0-0	0.0%	3-4	75.0%	4-6	66.7%	2-2	100.0%								

Florida 85 • 1-0

#	Player	Total			3-Ptr			Rebounds			PF	TP	A	TO	Blk	Stl	Min
		FG-FGA	FT-FGA	FT-FTA	Off	Def	Tot	Off	Def	Tot							
01	Williams, Ronni	f	8-10	0-0	0-0	3	7	10	2	16	1	2	0	1	23		
21	Christinaki, Eleanna	f	5-13	1-4	5-6	3	2	5	2	16	5	7	0	3	29		
44	Lorenzen, Haley	f	8-15	0-1	0-1	3	2	5	3	16	1	0	2	3	25		
00	Washington, Delicia	g	4-6	0-0	0-0	1	5	6	2	8	2	3	0	4	20		
11	Anderson, Dyandria	g	3-7	0-3	0-0	1	2	3	4	6	6	2	0	6	24		
05	Portakal, Elif	g	1-2	0-0	0-0	0	1	1	0	2	5	3	0	1	24		
15	Searcy, Sydney	g	1-5	0-1	0-0	1	1	2	4	2	2	2	1	2	19		
23	Copeland, Brooke	g	3-8	2-7	0-0	1	5	6	1	8	1	1	1	0	20		
24	Fleming, Tyshara	g	5-5	0-0	1-1	1	3	4	2	11	0	1	2	0	16		
Team						2	3	5									
Totals			38-71	3-16	6-8	16	31	47	20	85	23	21	6	20	200		

1st - FG %:	8-14	57.1%	2nd:	9-20	45.0%	3rd:	12-19	63.2%	4th:	9-18	50.0%	Game:	38-71	53.5%	Deadball	
3FG %:	0-1	0.0%	0-8	0.0%	1-2	50.0%	2-5	40.0%	3-16	18.8%	6-8	75.0%			Rebounds	0
FT %:	3-4	75.0%	0-1	0.0%	0-0	0.0%	3-3	100.0%								

Officials: Bev Roberts, Eric Koch, Katie LuKanich
Technical fouls: South Alabama-None. Florida-None.
Attendance: 2003

Score by periods	1st	2nd	3rd	4th	Total
South Alabama	4	11	9	9	33
Florida	19	18	25	23	85

In	Off	2nd	Fast	Bench
Points	Paint	T/O	Chance	Break
USA	4	7	12	2
UF	56	36	16	22

Last FG - USA 4th-01:24, UF 4th-00:41.
Largest lead - USA None, UF by 52 4th-00:41.
USA led for 00:00. UF led for 37:04. Game was tied for 02:54.

Score tied - 1 time.
Lead changed - 0 times.

Official Basketball Box Score -- Game Totals -- Final Statistics

Florida vs Chattanooga
11/14/16 6:30 p.m. at Chattanooga, Tenn. (The McKenzie Arena)

Florida 72 • 2-0

#	Player	Total			3-Ptr			Rebounds			PF	TP	A	TO	Blk	Stl	Min
		FG-FGA	FT-FGA	FT-FTA	Off	Def	Tot	Off	Def	Tot							
01	Williams, Ronni	f	4-10	0-0	2-2	2	6	8	3	10	2	1	1	1	29		
21	Christinaki, Eleanna	f	13-24	2-6	1-2	5	4	9	0	29	1	4	0	2	36		
44	Lorenzen, Haley	f	8-15	0-0	0-0	1	4	5	1	26	1	0	0	0	32		
00	Washington, Delicia	g	2-4	0-1	0-0	1	2	3	1	4	1	5	0	2	21		
11	Anderson, Dyandria	g	1-2	1-2	2-4	2	3	5	2	5	2	5	2	0	27		
05	Portakal, Elif	g	0-0	0-0	0-0	0	3	3	0	0	3	1	0	0	14		
15	Searcy, Sydney	g	1-2	0-0	0-0	0	1	1	0	2	2	0	0	3	16		
23	Copeland, Brooke	g	1-4	1-3	1-2	2	1	3	1	4	0	1	0	0	14		
24	Fleming, Tyshara	g	1-4	0-0	0-0	2	1	3	3	2	0	2	0	1	11		
Team						3	3	6									
Totals			31-65	4-12	6-10	18	28	46	11	72	16	17	2	9	200		

1st - FG %:	10-19	52.6%	2nd:	6-16	37.5%	3rd:	7-20	35.0%	4th:	8-10	80.0%	Game:	31-65	47.7%	Deadball	
3FG %:	1-2	50.0%	0-4	0.0%	1-4	25.0%	2-2	100.0%	4-12	33.3%	6-10	60.0%			Rebounds	0
FT %:	2-4	50.0%	0-0	0.0%	2-4	50.0%										

Chattanooga 61 • 1-1

#	Player	Total			3-Ptr			Rebounds			PF	TP	A	TO	Blk	Stl	Min
		FG-FGA	FT-FGA	FT-FTA	Off	Def	Tot	Off	Def	Tot							
03	Jasmine Joyner	f	6-12	0-2	4-4	2	6	8	3	16	0	5	1	2	36		
10	Queen Alford	g	0-1	0-0	0-0	1	0	1	1	0	0	0	0	0	9		
20	Keiana Gilbert	g	1-7	0-2	1-2	0	4	4	1	3	2	1	0	0	34		
25	Chelsey Shumpert	g	3-9	1-6	1-1	0	0	0	1	8	4	4	0	1	26		
35	Aryanna Gilbert	g	1-1	0-0	0-0	0	0	0	0	2	1	1	0	0	15		
22	Shelbie Davenport	g	4-10	3-6	3-3	1	1	2	2	14	4	0	1	3	31		
23	Moses Johnson	g	3-7	2-3	1-1	2	2	4	1	9	1	2	0	3	20		
33	Lakelyn Bouldin	g	3-7	1-3	2-2	0	3	3	0	9	2	2	0	1	25		
41	Ashlyn Wert	g	0-0	0-0	0-0	0	0	0	0	0	0	0	1	0	4		
Team						0	4	4									
Totals			21-54	7-22	12-13	6	20	26	9	61	14	16	3	10	200		

1st - FG %:	4-14	28.6%	2nd:	6-13	46.2%	3rd:	8-14	57.1%	4th:	8-10	80.0%	Game:	21-54	38.9%	Deadball	
3FG %:	1-6	16.7%	2-5	40.0%	3-7	42.9%	1-4	25.0%	7-22	31.8%	12-13	92.3%			Rebounds	0
FT %:	4-5	80.0%	1-1	100.0%	4-4	100.0%	3-3	100.0%								

Officials: Edward Sidlasky, Dawn Marsh, Rashan Michel
Technical fouls: Florida-None. Chattanooga-None.
Attendance: 2427

Score by periods	1st	2nd	3rd	4th	Total
Florida	23	12	17	20	72
Chattanooga	13	15	23	10	61

In	Off	2nd	Fast	Bench
Points	Paint	T/O	Chance	Break
UF	38	11	16	10
UTC	26	16	2	6

Last FG - UF 4th-01:21, UTC 4th-04:38.
Largest lead - UF by 13 2nd-06:03, UTC by 1 1st-09:15.
UF led for 38:17. UTC led for 00:53. Game was tied for 00:50.

Score tied - 3 times.
Lead changed - 6 times.

Game 1: #20/24 Florida 85, South Alabama 33

November 11, 2016 * Veterans Memorial Arena * Jacksonville, Fla.

Florida's top three scorers from last year returned for this season and all led the Gator offensively en route to an 85-33 win against South Alabama at Veterans Memorial Arena in the season opener for both clubs.

Senior Ronni Williams, junior Haley Lorenzen and sophomore Eleanna Christinaki each tallied 16, while senior Tyshara Fleming added 11 points, as all nine Gators who suited up scored in the 52-point win that was tied for the largest season-opening margin of victory in the program's 43-year history.

Junior Brooke Copeland and freshman Delicia Washington both scored eight points and both collected six rebounds.

Dyandria Anderson posted a game-high six assists with a career-best six steals.

Florida dished 23 assists on its 38 baskets, with eight Gators having a least one. Christinaki tallied five assists, as did freshman Elif Portakal.

The potent Gator offense was a little slow getting on the board initially, as Christinaki was the first to score on a layup 2:37 into the game. South Alabama came right back just a jumper from LaNeetra Guillory, before Williams, who corralled 10 rebounds for her 14th double-double of her career, netted an inside bucket and the Gators ripped off 17-2 run to end the first quarter and never looked back, taking a 37-15 halftime lead.

Florida scored the first 20 point of the third quarter when it really blew the game open on the strength of its inside poise. Florida hit 63.2 percent (12-19) from the floor during the third period and extended their advantage in the paint, where they eventually earned a 56-4 differential.

Defense was, however, what UF head coach Amanda Butler was most proud of during the game, as the Gators totaled 20 steals and forced 32 turnovers that resulted in 36 points and helped account for 22 fast break points.

Numbers of Note

- The 52-point win tied for the largest season-opening victory in program history (also 52-point win against Tampa, 91-39, on Nov. 26, 1983)
- UF outscored USA in the paint, 56-4
- The Gators turned 32 Jaguar turnovers into 36 points
- UF shot 53.5 percent from the floor overall, including a 63.6 percent mark from inside the three-point arc.
- Nine Jaguars scored during the game, but none had more than six points.
- Florida held South Alabama to a 19.6 shooting percentage for the game, the third-lowest by an opponent in program history.
- Williams topped the 900-career point plateau during the game
- Lorenzen scored her 500th career point during the win

Quotes from the Court - UF Head Coach Amanda Butler:

On what stood out the most during tonight's victory:

"I was really, really proud of the way we played defense today, it carried over into the way we played offense. It was a very complete game. Our guards did a great job of rebounding, which is something we're really bene harping on lately. I think our defensive intensity was really overwhelming for them and that's a great credit as to how hard our team worked in practice this week."

Game

2016-17 Florida Final Box Scores & Game Recaps

Official Basketball Box Score -- Game Totals -- Final Statistics Temple vs Florida 11/19/16 1:00 pm ET at Ocala, FL * Patriot Gym

Temple 76 • 2-1

#	Player	Total			3-Ptr			Rebounds			PF	TP	A	TO	Blk	Stl	Min
		FG	FGA	FT	FTA	Off	Def	Tot	Off	Def							
35	MARTIN, Safiya	c	1-2	0-0	0-1	1	1	2	1	2	0	1	1	0	0	24	
00	BUTTS, Alliya	g	4-14	2-9	1-1	1	4	5	2	11	4	2	0	0	33		
02	FITZGERALD, Feyonda	g	5-14	2-6	7-9	2	4	6	4	19	9	8	0	1	39		
21	BERGER, Khadijah	g	4-7	4-6	0-0	0	2	2	2	12	0	0	0	1	22		
22	ATKINSON, Tanaya	g	5-15	0-2	4-6	6	7	13	3	14	1	2	1	4	36		
14	SHERRILL, Ruth	g	1-1	0-0	0-0	0	2	2	1	2	0	0	0	0	9		
24	TAYLOR, Shantay	g	0-0	0-0	1-2	0	3	3	2	1	0	0	0	0	5		
32	FOUNTAIN, Donnaizha	g	6-13	1-5	2-4	2	5	7	4	15	0	4	1	0	22		
34	BOLDUC, Monasia	g	0-0	0-0	0-0	0	0	0	1	0	1	0	2	0	10		
	Team					0	3	3									
Totals			26-66	9-28	15-23	12	31	43	20	76	15	17	5	6	200		
1st - FG %:		6-17	35.3%	2nd:	3-12	25.0%	3rd:	11-20	55.0%	4th:	6-17	35.3%	Game:	26-66	39.4%	Deadball	
3FG %:		3-9	33.3%		2-6	33.3%		3-8	37.5%		1-5	20.0%		9-28	32.1%	Rebounds	6
FT %:		5-8	62.5%		2-2	100.0%		1-3	33.3%		7-10	70.0%		15-23	65.2%		

Florida 83 • 3-0

#	Player	Total			3-Ptr			Rebounds			PF	TP	A	TO	Blk	Stl	Min
		FG	FGA	FT	FTA	Off	Def	Tot	Off	Def							
01	Williams,Ronni	f	7-13	0-0	4-6	1	5	6	4	18	3	2	0	2	22		
21	Christinaki,Eleanna	f	8-20	2-6	3-4	2	5	7	1	21	4	1	0	0	36		
44	Lorenzen,Haley	f	8-15	1-1	2-3	3	4	7	2	19	2	1	2	1	33		
00	Washington,Delicia	g	5-9	0-0	0-4	4	5	9	5	10	2	2	0	3	21		
11	Anderson,Dyandria	g	3-5	0-1	2-4	1	2	3	2	8	4	4	1	1	37		
05	Portakal,Elif	g	0-1	0-0	0-0	0	2	2	0	0	0	1	0	0	4		
15	Searcy,Sydney	g	1-4	0-1	0-0	0	1	1	2	2	2	0	0	3	23		
23	Copeland,Brooke	g	2-3	0-2	0-0	0	0	0	0	0	0	0	0	1	13		
24	Fleming,Tyshara	g	0-3	0-0	1-2	0	5	5	4	5	1	0	0	0	11		
	Team					3	1	4									
Totals			34-73	3-11	12-23	14	30	44	20	83	18	12	3	11	200		
1st - FG %:		6-19	31.6%	2nd:	4-17	23.5%	3rd:	9-18	50.0%	4th:	15-19	78.9%	Game:	34-73	46.6%	Deadball	
3FG %:		2-5	40.0%		0-4	0.0%		1-2	50.0%		0-0	0.0%		3-11	27.3%	Rebounds	5
FT %:		2-5	40.0%		2-4	50.0%		4-6	66.7%		4-8	50.0%		12-23	52.2%		

Officials: Tina Napier, Dee Kantner, Gina Cross
Technical fouls: Temple-None. Florida-None.
Attendance: 540

Score by periods	1st	2nd	3rd	4th	Total
Temple	20	10	26	20	76
Florida	16	10	23	34	83

Last FG - TEMPLE 4th-00:11, UF 4th-00:45.
Largest lead - TEMPLE by 8 2nd-03:27, UF by 12 4th-02:54.
TEMPLE led for 27:12, UF led for 11:52. Game was tied for 00:56.

Points	In	Off	2nd	Fast	Bench
TEMPLE	Paint	T/O	Chance	Break	18
UF	46	10	16	10	7

Score tied - 3 times.
Lead changed - 6 times.

Official Basketball Box Score -- Game Totals -- Final Statistics Florida vs Arkansas State 11/22/16 5:30 pm at Jonesboro, Arkansas (Convocation Center)

Florida 71 • 4-0

#	Player	Total			3-Ptr			Rebounds			PF	TP	A	TO	Blk	Stl	Min
		FG	FGA	FT	FTA	Off	Def	Tot	Off	Def							
01	Williams,Ronni	f	3-9	0-0	2-2	3	2	5	4	8	1	4	0	2	25		
44	Lorenzen,Haley	f	5-10	1-2	0-0	3	3	6	0	11	1	2	1	3	35		
00	Washington,Delicia	g	3-8	1-2	4-4	2	4	6	2	11	1	4	0	2	31		
11	Anderson,Dyandria	g	1-3	0-2	4-4	3	5	8	2	6	9	3	1	0	36		
21	Christinaki,Eleanna	g	8-17	2-6	5-5	2	4	6	5	23	1	2	0	0	22		
05	Portakal,Elif	g	0-1	0-0	0-2	0	1	1	1	0	1	4	0	0	6		
15	Searcy,Sydney	g	1-5	0-3	0-0	0	1	1	3	2	1	0	1	2	22		
23	Copeland,Brooke	g	0-0	0-0	0-0	0	0	0	0	0	0	0	0	0	2		
24	Fleming,Tyshara	g	4-6	0-0	2-3	2	7	9	4	10	0	0	2	0	21		
	Team					2	1	3									
Totals			25-59	4-15	17-20	17	28	45	21	71	15	20	5	9	200		
1st - FG %:		6-17	35.3%	2nd:	7-11	63.6%	3rd:	6-15	40.0%	4th:	6-16	37.5%	Game:	25-59	42.4%	Deadball	
3FG %:		1-5	20.0%		2-3	66.7%		0-3	0.0%		1-4	25.0%		4-15	26.7%	Rebounds	1
FT %:		4-4	100.0%		3-3	100.0%		2-2	100.0%		8-11	72.7%		17-20	85.0%		

Arkansas State 60 • 0-4

#	Player	Total			3-Ptr			Rebounds			PF	TP	A	TO	Blk	Stl	Min
		FG	FGA	FT	FTA	Off	Def	Tot	Off	Def							
01	Bradshaw, Lauren	f	2-8	0-0	0-0	2	6	8	3	4	0	4	0	0	33		
02	Taylor, Starr	g	2-7	0-0	0-0	1	1	2	1	4	0	2	0	0	8		
10	Westbrook, Akasha	g	2-10	0-2	0-0	1	5	6	2	4	0	5	0	0	22		
13	Fowler, Brittany	g	3-7	3-6	0-0	0	0	0	1	9	4	1	0	2	35		
25	Oliver, Dominique	g	7-18	3-8	6-8	5	1	6	4	23	1	2	0	4	40		
05	Tennison, Payton	g	0-1	0-1	0-0	0	1	1	0	0	1	0	0	0	3		
23	Hopkins, Tayton	g	1-5	0-0	3-4	2	1	3	2	5	4	1	0	0	31		
24	Hopkins, Tahlon	g	3-10	3-5	2-4	0	2	2	4	11	1	0	0	2	19		
33	Obinabo, Ogo	g	0-0	0-0	0-0	2	2	2	1	0	0	2	0	0	9		
	Team					7	2	9									
Totals			20-66	9-22	11-16	20	19	39	18	60	11	17	0	8	200		
1st - FG %:		4-15	26.7%	2nd:	7-15	46.7%	3rd:	4-20	20.0%	4th:	5-16	31.3%	Game:	20-66	30.3%	Deadball	
3FG %:		0-3	0.0%		0-7	71.4%		3-8	37.5%		1-4	25.0%		9-22	40.9%	Rebounds	3
FT %:		4-4	100.0%		5-0	0.0%		3-4	75.0%		4-8	50.0%		11-16	68.8%		

Officials: Eric Koch, Kelly Johnson, An-Jamilah Gregory
Technical fouls: Florida-None. Arkansas State-None.
Attendance: 2366

Score by periods	1st	2nd	3rd	4th	Total
Florida	17	19	14	21	71
Arkansas State	12	19	14	15	60

Last FG - UF 4th-03:30, ASU 4th-03:41.
Largest lead - UF by 14 4th-04:55, ASU by 2 1st-09:01.
UF led for 37:42, ASU led for 01:19. Game was tied for 00:59.

Points	In	Off	2nd	Fast	Bench
ASU	Paint	T/O	Chance	Break	12
UF	38	24	20	6	12

Score tied - 0 times.
Lead changed - 1 time.

Game 3: #19/23 Florida 83, #rv Temple 73 November 19, 2016 * Patriot Gym * Ocala, Fla.

The Gators ripped out of their huddle between the third and fourth quarters and opened the final period with an 18-2 run that flipped a seven-point deficit into a nine-point lead as Florida topped Temple, 83-76, Saturday afternoon at Patriot Gym on the campus of the College of Central Florida.

Haley Lorenzen and Eleanna Christinaki both scored six points during that crucial run, with Ronni Williams, Dyandria Anderson and Delicia Washington also chipping in offensively.

Temple led for more than 27 minutes of the game and by as many as eight points midway through the second quarter. Florida fought back from that deficit with a 12-0 run and held a three-point lead which was short-lived, as the Owls countered with a 10-2 run in the third quarter.

The teams traded buckets, but TU found more success from deep and would drop nine three-pointers during the game, compared with the Gator's three.

Washington, a freshman, began fueling the Gators at the end of third when she scored UF's final six points. Temple, however, netted the final four points of the period for the 56-49 lead.

Washington, who finished with 10 points and a team-best nine rebounds, opened the fourth quarter with a steal and a layup that ignited the game-changing run.

Temple closed to within five points, 79-74, with 1:14 remaining, however, the Gators worked their next offensive possession perfectly, as Christinaki waited until four on the shot clock before hitting an eight-footer in the lane with 45 seconds left. She tacked on a free throw 20 seconds later and gave UF an 82-74 lead that helped seal the win.

Final Fourth

- Florida outscored Temple, 34-20, during the fourth quarter.
- The Gators hit 78.9 percent (15-19) from the floor, while Temple connected on 35.3 percent (6-17).
- Christinaki scored 13 points in the fourth quarter (6-8 FG), while Lorenzen tallied 10 points (4-5 FG).
- The Gators had eight of their 18 assists during the final period and committed just one turnover. Temple had six miscues that UF converted into 10 points.

Double-Digit Gators

- Christinaki finished with a game-high 21 points, scoring 18 of those in the second half. The Gator sophomore also collected seven rebounds and four assists. This was her second straight 20-point game, as well as the 20th double-figure scoring game of her career.
- Lorenzen stepped up throughout the game, as her primary fellow frontcourt colleagues found themselves in first half foul troubles. Lorenzen, who led UF with nine points in the first half, ended with 19 points on 8-15 shooting from the floor.
- Williams, who was whistled for three fouls in the first half, scored 12 of her 18 points in the second half for her 54th career double-figure scoring game.
- Washington netted the second double-figure scoring game of her career, with eight of her 10 points coming during a crucial point late in the third quarter and into the fourth.

Quoting Florida Head Coach Amanda Butler: On the deciding fourth quarter:

"I think our upperclassmen composure is something that's really important. We had different people at different times step up and give us a spark so we had that true balance. We really are a mentally tougher team right now than we were this time a month ago and I think we were mentally tougher in the fourth quarter today than we were in the first and second quarter. That was important for us - that we continue to grow and push forward. We have to give Tyler Stuart (strength and conditioning coordinator) credit because we have enough gas in the tank in the fourth quarter to do whatever we need to do - run, press, trap, whatever the situation calls for."

Game 4: #16/20 Florida 71, Arkansas State 60 November 22, 2016 * Convocation Center * Jonesboro, Ark.

Sophomore Eleanna Christinaki scored 23 points and led four Gators in double-figure scoring as Florida earned a hard-fought 71-60 victory against Arkansas State on Tuesday evening.

The Gator win snapped the Red Wolves 25-game home winning streak at the Convocation Center that dated back to the 2013-14 season.

Every time throughout the game when Florida tried to distance itself on the scoreboard, A-State found a way reel the Gators back in, relying a lot on the long ball where it landed 9-of-22 during the game.

With the exception of the first bucket of the game, the Gators led wire-to-wire. A-State closed within one point early in the second half using four straight threes, before Christinaki

2016-17 Florida Final Box Scores & Game Recaps

Official Basketball Box Score -- Game Totals -- Final Statistics Florida vs Northwestern 11/25/16 7 P.M. at WELSH-RYAN ARENA (EVANSTON, ILL.)

Florida 68 • 4-1

#	Player	Total			3-Ptr			Rebounds			PF	TP	A	TO	Blk	Stl	Min
		FG	FGA	FT	FTA	Off	Def	Tot									
1	Williams,Ronni	f	9-20	0-0	1-2	6	7	13	3	19	1	2	1	0	0	31	
21	Christinaki,Eleanna	f	6-16	1-6	2-2	1	1	2	1	15	5	3	0	0	31		
44	Lorenzen,Haley	f	6-9	1-1	0-0	3	4	7	5	13	3	3	1	0	22		
00	Washington,Delicia	g	1-5	0-0	2-2	4	2	6	4	4	2	1	0	0	17		
11	Anderson,Dyandria	g	0-3	0-2	0-0	1	5	6	1	0	4	1	0	2	34		
15	Searcy,Sydney	g	3-8	2-4	1-2	2	0	2	5	9	1	0	0	3	22		
22	Morang,Sydney	g	0-0	0-0	0-0	0	0	0	0	0	0	1	0	0	3		
23	Copeland,Brooke	g	1-4	1-4	0-0	0	0	0	1	3	0	0	0	0	12		
24	Fleming,Tyshara	g	2-7	0-0	1-2	2	0	2	4	5	1	2	1	0	22		
5	Portakal,Elif	g	0-2	0-1	0-0	0	0	0	0	0	2	1	0	0	6		
Team						3	3	6									
Totals			28-74	5-18	7-10	22	22	44	24	68	19	14	3	9	200		

1st - FG %:	9-19	47.4%	2nd:	7-14	50.0%	3rd:	8-19	42.1%	4th:	4-22	18.2%	Game:	28-74	37.8%	Deadball	
3FG %:	3-6	50.0%		2-4	50.0%		0-4	0.0%		5-18	27.8%		5-18	27.8%	Rebounds	2
FT %:	0-0	0.0%		1-2	50.0%		6-8	75.0%		0-0	0.0%		7-10	70.0%		

Northwestern 73 • 4-1

#	Player	Total			3-Ptr			Rebounds			PF	TP	A	TO	Blk	Stl	Min
		FG	FGA	FT	FTA	Off	Def	Tot									
10	Coffey, Nia	f	10-18	1-4	5-8	6	8	14	3	26	6	3	2	4	36		
11	Douglas, Lauren	f	3-11	1-3	1-2	0	2	2	1	8	2	4	0	0	32		
34	Hamilton, Oceana	c	1-3	0-0	1-2	0	1	1	2	3	0	0	1	0	16		
12	Rohde, Lydia	g	3-4	3-4	0-0	0	2	2	2	9	1	2	1	3	40		
3	Deary, Ashley	g	3-13	0-3	4-8	0	2	2	0	10	9	5	0	2	37		
14	Kunalyi-Akpanah, P.	g	0-0	0-0	0-0	0	0	0	1	0	0	0	0	0	2		
21	Wolf, Abbie	g	1-1	0-0	0-0	0	0	0	1	2	0	0	0	0	5		
22	Galerik, Byrdd	g	0-1	0-0	0-0	0	0	0	0	0	0	0	0	1	3		
32	Jamison, Amber	g	0-0	0-0	2-2	1	0	1	0	2	0	0	0	0	4		
44	Scheid, Abi	g	5-8	0-0	3-4	4	1	5	2	13	1	1	2	0	25		
Team						5	9	14									
Totals			26-59	5-14	16-26	16	25	41	12	73	19	15	6	10	200		

1st - FG %:	7-14	50.0%	2nd:	9-20	45.0%	3rd:	5-12	41.7%	4th:	4-22	18.2%	Game:	26-59	44.1%	Deadball	
3FG %:	2-5	40.0%		1-4	25.0%		2-3	66.7%		5-14	35.7%		5-14	35.7%	Rebounds	5
FT %:	2-2	100.0%		1-3	33.3%		6-9	66.7%		7-12	58.3%		16-26	61.5%		

Officials: LAURA MORRIS, BEVERLY ROBERTS, BOB TRAMMELL
Technical fouls: Florida-None. Northwestern-None.
Attendance: 857

Score by periods	1st	2nd	3rd	4th	Total
Florida	21	17	22	8	68
Northwestern	18	20	18	17	73

Last FG - UF 4th-00:01, NU 4th-00:30.
Largest lead - UF by 7 3rd-03:02, NU by 7 1st-07:58.
UF led for 21:32. UF led for 14:42. Game was tied for 03:34.

Score tied - 5 times.
Lead changed - 14 times.

Official Basketball Box Score -- Game Totals -- Final Statistics Wofford vs Florida 11/30/16 7 pm ET at Ocala, FL (Patriot Gym)

Wofford 51 • 3-3

#	Player	Total			3-Ptr			Rebounds			PF	TP	A	TO	Blk	Stl	Min
		FG	FGA	FT	FTA	Off	Def	Tot									
33	Pinholster,Grayson	f	2-6	0-0	0-0	1	2	3	1	4	0	0	2	0	20		
01	Wanink,Chloe	g	4-13	2-5	0-0	0	4	4	3	10	3	2	0	1	28		
03	Traynor,Sarah	g	4-6	0-1	0-0	1	0	1	1	8	1	3	0	0	18		
21	Corella,Maria	g	2-7	1-3	0-0	2	1	3	0	5	2	1	0	1	14		
22	Washington,Kentra	g	1-8	0-3	2-2	1	4	5	0	4	1	3	0	3	25		
05	Bayer,Marissa	g	2-2	0-0	0-0	1	4	5	4	9	0	2	0	2	16		
10	Booker,Cairo	g	4-11	0-0	1-1	2	0	2	3	9	3	4	0	2	26		
13	Lambdin,Kelsey	g	2-3	0-0	0-0	2	1	3	1	4	0	3	0	1	19		
24	Ryan,Emily	g	0-2	0-1	0-0	0	0	0	0	0	0	0	0	0	12		
35	Blakeney,Amoshia	g	1-10	0-2	1-2	2	1	3	0	3	1	1	0	0	22		
Team						2	3	5									
Totals			22-68	3-15	4-5	14	20	34	13	51	11	19	2	11	200		

1st - FG %:	4-17	23.5%	2nd:	5-17	29.4%	3rd:	8-20	40.0%	4th:	5-14	35.7%	Game:	22-68	32.4%	Deadball	
3FG %:	2-5	40.0%		0-0	0.0%		0-6	0.0%		1-2	50.0%		3-15	20.0%	Rebounds	0
FT %:	0-0	0.0%		0-0	0.0%		3-3	100.0%		1-2	50.0%		4-5	80.0%		

Florida 74 • 5-1

#	Player	Total			3-Ptr			Rebounds			PF	TP	A	TO	Blk	Stl	Min
		FG	FGA	FT	FTA	Off	Def	Tot									
01	Williams,Ronni	f	12-16	0-0	2-2	2	9	11	1	26	3	0	1	0	22		
44	Lorenzen,Haley	f	5-8	0-0	0-0	0	4	4	1	10	3	1	1	2	21		
00	Washington,Delicia	g	1-3	0-0	0-1	2	4	6	1	2	3	4	0	1	25		
11	Anderson,Dyandria	g	0-0	0-0	1-2	0	3	3	2	1	6	3	0	0	16		
21	Christinaki,Eleanna	g	8-12	2-4	2-2	0	3	3	0	20	1	0	0	0	26		
5	Portakal,Elif	g	1-6	1-3	0-0	0	0	0	2	3	3	3	0	2	23		
15	Searcy,Sydney	g	1-5	0-3	0-0	0	1	1	4	2	3	0	1	0	17		
22	Morang,Sydney	g	0-1	0-1	0-0	2	2	4	0	0	2	1	0	0	10		
23	Copeland,Brooke	g	2-5	1-2	0-0	0	1	1	1	5	3	3	0	2	22		
24	Fleming,Tyshara	g	2-4	0-0	1-1	3	5	8	3	5	1	6	5	0	18		
Team						1	1	2									
Totals			32-60	4-13	6-8	10	33	43	15	74	23	23	8	8	200		

1st - FG %:	10-19	52.6%	2nd:	7-10	70.0%	3rd:	6-10	60.0%	4th:	9-21	42.9%	Game:	32-60	53.3%	Deadball	
3FG %:	1-5	20.0%		2-3	66.7%		0-0	0.0%		1-5	20.0%		4-13	30.8%	Rebounds	0
FT %:	0-0	0.0%		5-5	100.0%		1-2	50.0%		0-1	0.0%		6-8	75.0%		

Officials: Jessie Dickerson, Metta Roberts, Kim Thebo
Technical fouls: Wofford-None. Florida-None.
Attendance: 783

Score by periods	1st	2nd	3rd	4th	Total
Wofford	10	10	19	12	51
Florida	21	21	13	19	74

Last FG - Wofford 4th-00:20, UF 4th-02:02.
Largest lead - Wofford None, UF by 28 2nd-02:40.
Wofford led for 00:00. UF led for 39:31. Game was tied for 00:24.

Score tied - 1 time.
Lead changed - 0 times.

Game 5: Northwestern 73, #16/20 Florida 68 November 25, 2016 * Welsh-Ryan Center * Evanston, Ill.

Through its first four games of the season, Florida had convincingly won each of the four quarters it had played. Friday's game was a different story, however, as the Gators managed just four points until there were 10 seconds remaining and Northwestern used a 13-2 run that fueled a 73-68 decision against visiting Florida at Welsh-Ryan Arena.

The Wildcats outscored the Gators 17-8 in the deciding final quarter after Florida entered the stanza with a 60-56 edge.

Florida hit just 4-of-22 overall from the floor (18.2 percent) during the period after converting steadily prior to those last 10 minutes.

The Gator's first loss of the season offset senior **Ronni Williams'** 19-point, 13-rebound performance, her second double-double of the season.

Sophomore **Eleanna Christinaki** added 15 points and a team-high five assists, while junior **Haley Lorenzen** added 13 points and seven rebounds before fouling out after 22 minutes of action.

It was Lorenzen who knocked down both of UF's field goals in the first 9:50 of the first quarter before Williams ended an offensive drought with 10 seconds left.

The game caps Florida's six-day road adventure, as the Gators will continue their season-opening 12-game road trip on Wednesday, when the team plays Wofford at Patriot Gym in Ocala, Fla.

Quoting UF Head Coach Amanda Butler:

- "We got ourselves in foul trouble and that was really tough to overcome. Haley (Lorenzen) was playing a really good game - 6-of-9 from the floor is great, but only having her on the floor for 22 minutes I think hurt us. We weren't very productive. We got a ton of offensive rebounds but we weren't very productive with them."
- "Defensively, I thought we could have done a much better job, but you have to give Northwestern a tremendous amount of credit. They did a great job. That's a very good ball club. You have to play really well to beat a good team on its home court."
- "We know what our challenges are on the road and we've got to do a good job of managing the team's off days and making sure that we're resting but still finding ways to improve. That's what we probably need a little of right now - recovery and get ready to battle again."

Worth Noting

- There were 14 lead changes and the game was tied five times.
- Gators missed first six shots from the floor as the Wildcats raced out to a 7-0- lead in the first 2:03 of the game.
- Both teams held a seven-point lead during the game, Florida's coming with 3:02 remaining in the third quarter.
- Florida committed 24 fouls; Northwestern 12
- The Gators converted 7-of-10 free throws; the Wildcats 16-of-26

First Half Numbers of Note

- Florida converted five three-pointers in the first half - more than in any complete game this season; had hit four in two games.
- The Gators had 10 players available for Friday's game and all 10 played.
- Florida was tied at halftime for the first time this season.
- There were eight lead changes and three tied scores in the first half.
- Northwestern's Nia Coffey, who began her career at Alabama, scored 20 points with seven rebounds in the first half.

Game 6: #19/23 Florida 74, Wofford 51 November 30, 2016 * Patriot Gym * Ocala, Fla.

Florida opened Wednesday's game against Wofford with a 21-5 run and never looked back as the Gators posted a convincing 74-51 win vs. the Terriers at the College of Central Florida's Patriot Gym.

Senior **Ronni Williams**, who finished with a career-high 26 points along with 11 rebounds, scored UF's first six points and assisted on its next bucket that fueled the game-opening 10-2 run.

Wofford connected on a three, before the Gators came right back with 11 straight points - the first five from **Brooke Copeland** and the rest from Williams, as Florida's lead continued to grow.

The Terriers scored the final five points of the first quarter and closed the gap to 11 points, but **Eleanna Christinaki**, who netted 20 points her fourth 20-point game this season, waited for the second quarter to get on the board and boy did she - netting 14 points on 5-of-7 shooting that included a pair of threes - and Florida opened the frame on an 18-2 run for a 39-12 lead and was never really threatened again.

Wofford did whittle a 28-point deficit down to 14 points, 57-43, early in the fourth quarter, but Christinaki and <

2016-17 Florida Final Box Scores & Game Recaps

Official Basketball Box Score -- Game Totals -- Final Statistics

Long Beach State vs Florida
12/3/16 2:25 pm MT at Wells Fargo Arena (Tempe,Ariz.)

Long Beach State 53 • 3-4

#	Player	Total			3-Ptr			Rebounds			PF	TP	A	TO	Blk	Stl	Min
		FG	FGA	FT	FTA	FG	FGA	FT	FTA	Off							
03	Jackson, Chanterria	f	2-7	1-3	0-0	2	0	2	1	5	1	0	0	0	0	18	
13	Sawyer, Jewelyn	f	2-5	0-2	5-9	4	3	7	2	9	4	3	0	2	2	26	
02	Webster, Katie	g	2-4	2-2	0-0	0	0	0	1	6	0	1	0	1	17		
05	Hascheff, Gigi	g	2-8	2-4	2-4	0	1	1	3	8	3	3	0	1	23		
23	Wilson, Cece	g	1-8	0-3	0-2	1	2	3	3	2	2	1	1	1	23		
01	Gertz, Jessica	g	4-8	4-8	0-2	0	1	1	12	1	1	0	0	0	20		
11	McCowan, Martina	g	0-2	0-0	1-2	3	0	3	1	1	0	2	0	0	13		
12	Turner, Tyla	g	1-9	0-3	0-0	1	2	3	2	2	0	2	0	1	16		
22	Montgomery, Madison	g	2-11	1-4	1-1	1	5	6	2	6	1	0	2	0	31		
25	Henry, Alzena	g	1-2	0-0	0-0	1	1	2	0	2	0	0	0	0	13		
	Team					5	2	7									
	Totals		17-64	10-29	9-20	18	17	35	16	53	12	13	3	6	200		

1st - FG %:	4-14	28.6%	2nd:	4-13	30.8%	3rd:	7-20	35.0%	4th:	2-17	11.8%	Game:	17-64	26.6%	Deadball
3FG %:	3-7	42.9%	2-4:	3-7	42.9%	2-11:	18.2%	10-29:	34.5%	9-20:	45.0%				Rebounds
FT %:	3-4	75.0%	1-2:	3-3	100.0%	3-10:	30.0%							2	

Florida 83 • 6-1

#	Player	Total			3-Ptr			Rebounds			PF	TP	A	TO	Blk	Stl	Min
		FG	FGA	FT	FTA	FG	FGA	FT	FTA	Off							
01	Williams,Ronni	f	9-15	0-0	0-0	5	4	9	3	18	3	1	2	1	23		
21	Christinaki,Eleanna	f	3-8	1-3	0-0	0	2	2	4	7	5	3	0	0	20		
44	Lorenzen,Haley	f	6-11	0-0	0-1	1	5	6	2	12	3	2	1	2	23		
00	Washington,Delicia	g	5-7	0-2	1-2	2	3	5	3	11	0	1	1	1	23		
11	Anderson,Dyandria	g	2-4	0-2	3-5	0	5	5	1	7	4	3	1	1	23		
05	Portakal,Elif	g	2-2	1-1	0-0	0	0	0	1	5	3	3	0	0	18		
15	Searcy,Sydney	g	4-6	0-1	1-2	0	1	1	4	9	2	1	0	1	21		
22	Morang,Sydney	g	1-3	1-2	0-0	1	1	2	0	3	0	0	0	0	8		
23	Copeland,Brooke	g	0-3	0-2	0-0	2	5	7	0	0	6	1	0	0	19		
24	Fleming,Tyshara	g	5-9	0-0	1-1	3	8	11	1	11	4	0	5	1	22		
	Team					3	4	7			1						
	Totals		37-68	3-13	6-11	17	38	55	19	83	30	16	10	7	200		

1st - FG %:	6-16	37.5%	2nd:	12-17	70.6%	3rd:	9-16	56.3%	4th:	10-19	52.6%	Game:	37-68	54.4%	Deadball
3FG %:	0-2	0.0%	0-3:	0.0%	1-2:	50.0%	2-6:	33.3%	3-13:	23.1%				Rebounds	
FT %:	1-2	50.0%	1-2:	50.0%	3-6:	50.0%	1-1:	100.0%						2	

Officials: Cathi Cornell, Shelley Nakasone, Brian Woods
Technical fouls: Long Beach State-None, Florida-None.
Attendance: 1428

Score by periods	1st	2nd	3rd	4th	Total
Long Beach State	14	12	18	9	53
Florida	13	25	22	23	83

Last FG - LBSU 4th-00:35, UF 4th-00:09.
Largest lead - LBSU by 6 1st-03:33, UF by 31 4th-01:02.
LBSU led for 03:44, UF led for 31:37. Game was tied for 04:18.

Points	In	Off	2nd	Fast	Bench
LBSU	12	18	13	2	23
UF	62	15	14	14	28

Score tied - 4 times.
Lead changed - 5 times.

Official Basketball Box Score -- Game Totals -- Final Statistics

Florida vs Arizona State
12/4/16 2:05 pm MT at Wells Fargo Arena (Tempe, Ariz.)

Florida 63 • 6-2

#	Player	Total			3-Ptr			Rebounds			PF	TP	A	TO	Blk	Stl	Min
		FG	FGA	FT	FTA	FG	FGA	FT	FTA	Off							
01	Williams,Ronni	f	4-12	0-0	0-0	1	5	6	4	8	4	3	0	3	20		
44	Lorenzen,Haley	f	3-5	0-0	3-4	3	6	9	3	9	2	4	2	0	29		
00	Washington,Delicia	g	3-5	0-1	0-0	0	3	3	5	6	0	3	0	0	18		
11	Anderson,Dyandria	g	2-7	1-3	1-2	1	2	3	2	6	2	5	0	0	34		
21	Christinaki,Eleanna	g	7-14	1-5	3-4	0	4	4	3	18	1	4	0	1	34		
05	Portakal,Elif	g	0-0	0-0	0-0	0	0	0	0	0	0	1	0	1	6		
15	Searcy,Sydney	g	4-4	1-1	2-4	0	1	1	1	11	2	3	0	2	26		
22	Morang,Sydney	g	0-0	0-0	0-0	0	0	0	0	0	0	0	0	0	1		
23	Copeland,Brooke	g	1-2	1-2	0-0	0	1	1	3	3	0	1	1	1	18		
24	Fleming,Tyshara	g	1-1	0-0	0-0	0	5	5	4	2	1	1	1	0	14		
	Team					1	3	4									
	Totals		25-50	4-12	9-14	6	30	36	25	63	12	25	4	8	200		

1st - FG %:	6-12	50.0%	2nd:	5-7	71.4%	3rd:	8-14	57.1%	4th:	6-17	35.3%	Game:	25-50	50.0%	Deadball
3FG %:	0-1	0.0%	1-2:	50.0%	3-5:	60.0%	0-4:	0.0%	4-12:	33.3%				Rebounds	
FT %:	0-0	0.0%	7-10:	70.0%	2-4:	50.0%	0-0:	0.0%	9-14:	64.3%				3	

Arizona State 69 • 5-2

#	Player	Total			3-Ptr			Rebounds			PF	TP	A	TO	Blk	Stl	Min
		FG	FGA	FT	FTA	FG	FGA	FT	FTA	Off							
21	Brunner, Sophie	f	6-11	0-0	2-6	6	4	10	1	14	3	1	0	2	33		
24	Moos, Kelsey	f	4-6	3-4	0-0	3	5	8	1	11	8	1	0	2	31		
22	Dornstauder, Quinn	c	6-10	0-0	1-3	5	3	8	2	13	1	0	1	1	23		
03	Haines, Sabrina	g	0-5	0-2	3-3	0	0	0	3	3	4	4	0	2	26		
04	Russell, Kiara	g	0-4	0-1	0-0	0	0	0	4	0	0	3	0	1	12		
01	Richardson, Reili	g	3-12	0-4	3-6	2	1	3	1	9	3	3	1	2	28		
11	Ryan, Robbi	g	2-9	0-3	1-4	0	3	3	1	5	1	1	0	0	22		
33	Johnson-Chapman, Ch	g	1-1	0-0	0-0	2	0	2	0	2	0	1	0	0	5		
42	Ibis, Kianna	g	5-8	1-1	1-2	1	3	4	2	12	1	0	0	2	17		
52	Ruden, Jamie	g	0-1	0-0	0-0	0	0	0	0	0	0	0	1	0	3		
	Team					0	2	2			1						
	Totals		27-67	4-15	11-24	19	21	40	15	69	21	15	4	12	200		

1st - FG %:	7-20	35.0%	2nd:	5-18	27.8%	3rd:	2-15	13.3%	4th:	13-14	92.9%	Game:	27-67	40.3%	Deadball
3FG %:	0-6	0.0%	0-3:	0.0%	1-4:	25.0%	1-4:	25.0%	0-1:	0.0%	4-15:	26.7%		Rebounds	
FT %:	2-6	33.3%	3-4:	75.0%	1-2:	50.0%	4-7:	57.1%	11-24:	45.8%				4	

Officials: Penny Davis, Benny Luna, Alejandro Moreno
Technical fouls: Florida-None, Arizona State-None.
Attendance: 1773

Score by periods	1st	2nd	3rd	4th	Total
Florida	12	18	21	12	63
Arizona State	16	14	9	30	69

Last FG - UF 4th-01:30, ASU 4th-00:33.
Largest lead - UF by 12 3rd-00:33, ASU by 7 2nd-09:00.
UF led for 23:18, ASU led for 15:05. Game was tied for 01:37.

Points	In	Off	2nd	Fast	Bench
UF	36	17	6	9	16
ASU	34	29	16	4	28

Score tied - 4 times.
Lead changed - 7 times.

Game 7: #19/23 Florida 83, Long Beach State 53 December 3, 2016 * Wells Fargo Arena * Tempe, Ariz. * ASU Classic

Among Ronni Williams' game-high 18 points was the 1,000th of her career during an 83-53 victory against Long Beach State in the first round of the Arizona State Classic held at Wells Fargo Arena in Tempe.

Florida will play the hosting Sun Devils for the championship on Sunday at 4 p.m. ET/2 p.m. MT. Pac-12.com will provide live streaming video of the game between the two nationally-ranked teams, as the Gators check in at No. 19 in the AP poll and No. 23 by USA Today/WBCA. Arizona State (4-2) is No. 24 in the USA Today/WBCA poll and receiving votes in the AP.

Florida's height played a notable factor in the game, as the Gators swatted a season-high 10 shots – tied for the eighth-most in program history – from six different players, outscored the 49ers, 62-12, in the paint and won the rebounding battle, 55-35.

That height also played a role in Florida's dishing 30 assists on its 37 field goals. Eight different Gators had at least two of those assists, which was the second-most in program history. The last time the Gators dished as many was on Nov. 27, 2005 against Stetson. In that game, senior Brooke Copeland's career-best six assists led the team effort.

How it Happened

Long Beach State hit three consecutive three-pointers in a 9-0 run and took an early seven-point lead. Delicia Washington scored the next six points of the game and ignited a 20-5 run that gave Florida a 27-18 lead with 4:34 remaining in the first half.

During the run, Williams put back an offensive rebound that was her 1,000th career point, as she tied the game at 17 and the Gators never trailed again.

The teams traded buckets before the Gators closed the half with a 9-3 march and took a 38-26 halftime lead.

Florida ripped out of the second half scoring the first nine points, the first six by Haley Lorenzen, who finished with 12 points, and the Gators upped their lead to 21 points, 47-26, and were never threatened again.

Double-Digit Gators

- Ronni Williams, Haley Lorenzen, Tyshara Fleming and Delicia Washington each scored in double-figures.
- Williams scored 18 for her 57th career double-figure scoring game, sixth this year. She also collected nine rebounds with three assists and a pair of blocks in 23 minutes.
- Lorenzen recorded 12 points for the 25th double-digit career game, every game this year.
- Fleming recorded the first double-double of her career with 11 points and 11 rebounds.

Checking the Record Book

- Florida's 30 assists were one shy of the program history, set in four different games.
- The last time the Gators dished 30 was on Nov. 27, 2005, at home against Stetson.
- Florida blocked 10 shots for the first time since swatting 11 at Temple on Nov. 13, 2015. The school record is 14 blocked shots. Saturday's game marked the 11th time in program history the Gators have blocked 10 or more shots in a game.
- Fleming led UF's individual effort with blocked five shots, doing so for the second consecutive game.

2016-17 Florida Final Box Scores & Game Recaps

Official Basketball Box Score -- Game Totals -- Final Statistics Florida vs Florida State 12/08/16 6:00 pm at the Tucker Center - Tallahassee, Florida

Florida 58 • 6-3

#	Player	Total			3-Ptr			Rebounds			PF	TP	A	TO	Blk	Stl	Min
		FG-FGA	FG-FGA	FT-FTA	FG-FGA	FG-FGA	FT-FTA	Off	Def	Tot							
01	Williams,Ronni	f	8-13	0-0	4-6	1	4	5	4	20	2	6	0	0	28		
21	Christinaki,Eleanna	f	3-14	0-2	3-6	0	4	4	2	9	4	6	0	1	35		
44	Lorenzen,Haley	f	3-8	0-1	0-0	1	6	7	4	6	2	2	1	0	28		
00	Washington,Delicia	g	2-6	0-0	0-2	2	3	5	5	4	1	0	0	1	12		
11	Anderson,Dyandria	g	2-4	1-2	0-0	1	3	4	2	5	0	6	1	2	34		
15	Searcy,Sydney	g	1-2	0-1	0-0	0	0	0	4	2	1	3	0	1	16		
22	Morang,Sydney	g	0-1	0-0	0-0	0	1	1	0	0	0	0	0	0	4		
23	Copeland,Brooke	g	2-5	2-5	0-0	0	1	1	1	6	0	3	0	1	24		
24	Fleming,Tyshara	g	3-6	0-0	0-0	0	2	2	2	6	0	1	0	0	19		
Team					4		6										
Totals			24-59	3-11	7-14	9	26	35	24	58	10	27	2	6	200		
1st - FG %:		7-16	43.8%	2nd: 6-14	42.9%	3rd: 4-10	40.0%	4th: 7-19	36.8%	Game: 24-59	40.7%	Deadball Rebounds		5,3			
3FG %:		1-2	50.0%	1-3	33.3%	0-2	0.0%	1-4	25.0%	3-11	27.3%						
FT %:		0-0	0.0%	1-1	100.0%	6-12	50.0%	0-1	0.0%	7-14	50.0%						

Florida State 83 • 9-1

#	Player	Total			3-Ptr			Rebounds			PF	TP	A	TO	Blk	Stl	Min
		FG-FGA	FG-FGA	FT-FTA	FG-FGA	FG-FGA	FT-FTA	Off	Def	Tot							
20	Thomas,Shakayla	f	6-13	0-0	4-4	0	5	5	3	16	0	4	0	2	29		
23	Slaughter,Ivey	f	5-9	0-0	3-4	5	5	10	3	13	1	1	0	6	34		
10	Romero,Leticia	g	7-14	2-4	5-6	2	4	6	3	21	4	2	0	3	28		
12	Brown,Brittany	g	3-7	1-4	6-9	2	4	6	2	13	7	5	0	5	34		
32	Wright,Imani	g	3-13	3-9	3-5	1	3	4	2	12	4	3	0	1	36		
11	Conde,Maria	g	1-3	0-0	0-0	1	2	3	0	2	0	0	0	1	8		
24	Ekhomu,Nicole	g	0-2	0-1	0-0	1	0	1	3	0	0	0	0	0	8		
50	White,Chatrice	g	2-6	0-0	2-4	5	3	8	2	6	0	3	1	0	23		
Team					0		2										
Totals			27-67	6-18	23-32	17	28	45	18	83	16	18	1	18	200		
1st - FG %:		8-20	40.0%	2nd: 6-16	37.5%	3rd: 6-17	35.3%	4th: 7-14	50.0%	Game: 27-67	40.3%	Deadball Rebounds		3			
3FG %:		2-8	25.0%	0-2	0.0%	2-5	40.0%	2-3	66.7%	6-18	33.3%						
FT %:		4-5	80.0%	5-7	71.4%	4-8	50.0%	10-12	83.3%	23-32	71.9%						

Officials: Eric Brewton, Edward Sidlasky, Jennifer Rezac
 Technical fouls: Florida-None. Florida State-Wright, Imani.
 Attendance: 3390

Score by periods	1st	2nd	3rd	4th	Total
Florida	15	14	14	15	58
Florida State	22	17	18	26	83

Last FG - UF 4th-00:08, FS 4th-01:05.
 Largest lead - UF by 3 1st-08:44, FS by 29 4th-00:45.
 UF led for 03:10, FS led for 35:30. Game was tied for 01:20.

	In	Off	2nd	Fast	Bench
Points	Paint	T/O	Chance	Break	
UF	26	12	2	8	14
FS	32	25	19	17	8

Score tied - 3 times.
 Lead changed - 6 times.

Official Basketball Box Score -- Game Totals -- Final Statistics

N.C. A&T vs Florida 12/11/16 3pmET/2pmCT at Panama City, FL - Harrison Field House

N.C. A&T 38 • 1-7

#	Player	Total			3-Ptr			Rebounds			PF	TP	A	TO	Blk	Stl	Min
		FG-FGA	FG-FGA	FT-FTA	FG-FGA	FG-FGA	FT-FTA	Off	Def	Tot							
10	Tyler,Charnise	c	2-6	0-0	0-0	4	2	6	1	4	0	1	0	1	20		
01	Kilpatrick,Aliah	g	4-12	0-2	0-1	3	5	8	1	8	4	4	0	4	33		
04	Martin,Whitney	g	1-5	0-2	0-0	1	2	3	3	2	2	0	0	1	24		
20	Brown,Dana	g	5-22	5-17	1-2	0	2	2	2	16	2	7	0	2	38		
23	Fitzgerald,Michelle	g	2-12	1-6	1-2	2	3	5	4	6	1	4	0	1	31		
02	Bostick,Shantell	g	0-0	0-0	0-0	0	2	2	0	0	0	2	0	0	7		
03	McCray,Cinia	g	0-1	0-1	0-0	0	0	0	0	0	0	0	0	0	2		
15	Lessears,Alexus	g	0-2	0-0	0-1	0	5	5	5	0	0	1	0	1	19		
22	Hill,Le'on	g	0-0	0-0	0-0	0	0	0	0	0	0	0	0	0	1		
30	Story,Quenswayla	g	1-5	0-0	0-0	1	1	2	2	2	0	0	0	0	22		
35	James,Channing	g	0-1	0-0	0-0	0	0	0	0	0	0	0	0	0	3		
Team					3		5										
Totals			15-66	6-28	2-6	14	24	38	18	38	9	19	0	10	200		
1st - FG %:		3-17	17.6%	2nd: 5-19	26.3%	3rd: 6-16	37.5%	4th: 1-14	7.1%	Game: 15-66	22.7%	Deadball Rebounds		1			
3FG %:		0-8	0.0%	1-4	25.0%	3-7	42.9%	0-9	0.0%	6-28	21.4%						
FT %:		0-0	0.0%	1-2	50.0%	1-4	25.0%	0-0	0.0%	2-6	33.3%						

Florida 67 • 7-3

#	Player	Total			3-Ptr			Rebounds			PF	TP	A	TO	Blk	Stl	Min
		FG-FGA	FG-FGA	FT-FTA	FG-FGA	FG-FGA	FT-FTA	Off	Def	Tot							
01	Williams,Ronni	f	3-6	0-0	3-3	2	8	10	1	9	4	8	0	1	31		
44	Lorenzen,Haley	f	3-12	0-1	2-4	4	6	10	1	8	1	2	3	1	30		
24	Fleming,Tyshara	c	4-5	0-0	0-0	2	6	8	3	8	1	2	0	1	19		
11	Anderson,Dyandria	g	2-8	0-3	4-6	2	3	5	1	8	4	2	1	3	33		
23	Copeland,Brooke	g	4-8	3-6	2-2	1	3	4	2	13	0	1	1	2	31		
00	Washington,Delicia	g	4-6	0-0	2-3	0	4	4	2	10	0	4	0	1	18		
15	Searcy,Sydney	g	3-8	0-3	2-2	0	0	0	0	8	1	1	0	2	24		
22	Morang,Sydney	g	1-5	0-3	1-2	3	3	6	0	3	2	0	0	0	14		
Team					0		7										
Totals			24-58	3-16	16-22	14	40	54	10	67	13	20	5	11	200		
1st - FG %:		5-20	25.0%	2nd: 3-9	33.3%	3rd: 9-15	60.0%	4th: 7-14	50.0%	Game: 24-58	41.4%	Deadball Rebounds		2			
3FG %:		1-11	9.1%	0-2	0.0%	0-1	0.0%	2-2	100.0%	3-16	18.8%						
FT %:		0-0	0.0%	6-8	75.0%	3-5	60.0%	7-9	77.8%	16-22	72.7%						

Officials: Cameron Inouye, Amy Bonner, Wesley Dean
 Technical fouls: N.C. A&T-None. Florida-None.
 Attendance: 720

Score by periods	1st	2nd	3rd	4th	Total
N.C. A&T	8	12	16	2	38
Florida	11	12	21	23	67

Last FG - NCAT 4th-04:00, UF 4th-01:17.
 Largest lead - NCAT by 3 2nd-07:34, UF by 29 4th-01:17.
 NCAT led for 05:12, UF led for 34:04. Game was tied for 00:44.

Score tied - 1 time.
 Lead changed - 2 times.

Game 9: #7 Florida State, #23/25 Florida 58

December 8, 2016 * Donald L. Tucker Center * Tallahassee, Fla.

Florida battled down a double-digit deficit to six points before No. 7 Florida State ripped off a 34-15 run in final 13 minutes for an 83-58 win at the Donald L. Tucker Center on Thursday evening.

This was the first time in the 73-game series that both in-state rivals entered the game nationally ranked and for the first seven minutes and late into the 2nd quarter it definitely took shape as such.

FSU used a 10-0 run near the end of the first quarter and held a 22-15 lead.

Florida battled back in the second quarter and cut its deficit to five on several occasions, the last coming with 1:10 left in the first half after Haley Lorenzen took a feed from Eleanna Christinaki and the Gators were within 34-29.

The Seminoles mounted another push to end this frame and scored the final five points and took a 39-29 halftime lead.

Numbers of Note

- Ronni Williams led Florida with 20 points and was the only Gator in double-figure scoring. It was her second 20-point game of the season and third of her career.
- FSU's entire starting five scored double-digits, paced by Leticia Romero's 21.
- Florida actually hit a slightly better field goal percentage at 40.7 percent (24-59) compared to FSU's 40.3 percent (27-67).
- The Gators were outscored for the second straight game, 45-35, with 17 of FSU's coming on the offensive end that it turned into 19 second chance points.
- UF's 27 turnovers were a season high.

Technically, a Tough Stretch

- The Gators missed an opportunity to shave off a good part of their deficit in the third quarter by converting just 2-of-6 free throws during a short span.
- Four of those attempts came during a technical foul situation against Florida State. Delicia Washington was fouled attempted a layup and was then shoved.
- Eleanna Christinaki shot and made the two technical free throws, however, the officials realized their mistake of having her shoot first and waved off the makes. Washington then missed both of her attempts. Christinaki went back to the line for the technical foul free throws and made one this time, inching the Gators closer at 47-40.
- Florida then got the ball but wasn't able to capitalize offensively, and what could have been at least a six-point swing was just one point.
- Just 30 seconds late, Ronni Williams went to the free throw line and connected on just one that brought the score to 47-41 with 4:41 remaining in the third quarter.

The Ensuing Run

- After that technical-foul stretch, the teams traded free throws and with Florida still within six points, 49-43, and 3:20 remaining in the third quarter, Florida State ripped off the last eight straight points of the quarter and stretched its lead to 14 points, 57-43.
- The Gators were able to get within single digit points, 59-50, after Brooke Copeland knocked down a three and Christinaki added a layin with 8:11 to play.
- FSU countered with a 14-2 run over the next four minutes and took a 73-52 lead with 4:14 remaining and the Gators never recovered.

First Half Foul Woes Continue

- For the second consecutive game, Florida found its frontcourt in significant foul trouble, with Ronni Williams (3), Haley Lorenzen (2) and Tyshara Fleming (2) each hearing the whistle early and often.
- Williams' third foul was particularly frustrating, as she was called trying to block a three-point shot with 50 seconds remaining in the half. While Imani Wright made just one of those attempts from the line, Ivey Slaughter grabbed her final attempt and put it back for an easy layup that brought the score to 37-29.
- Starting guard Delicia Washington picked up two in the first quarter and played just four minutes as a result.
- The frontcourt's foul trouble helped contributed to the Gators being outscored 26-12

Game 10: #23/25 Florida 67, N.C. A&T 38

December 11, 2016 * Gulf Coast State College's Harrison Field House * Panama City, Fla. Junior Brooke Copeland knocked down back-to-back three-pointers early during the fourth quarter that proved to be the dagger shots in Florida's 67-38 win against North Carolina A&T on Sunday.

Copeland finished with a team-high 13 points for the fifth double-digit scoring game of her career and first game since netting 11 points at Mississippi State on Feb. 15, 2015.

All eight who dressed for the game scored for the shorthanded Gators, who outscored the Aggies, 23-2, in the fourth quarter, when Florida hit 7-of-14 shots and NCAT managed just 1-of-14.

Freshman Delicia Washington, who was benched for the first half and finished with 10 points, scored the first points of the final quarter before Copeland knocked down the pair of threes that continued Florida's 5-0 run that ended the third and extended the game-deciding march into a 19-0 run. That spree increased the Gator's three-point lead into a 58-36 margin with 6:18 remaining.

A bucket by Whitney Martin with four minutes to go was the lone points of the fourth quarter for N.C. A&T, as Florida scored the final eight points for the final margin of victory.

The shorthanded Gators struggled to find their offensive rhythm until that devastating run, as every time Florida seemed to mount a run, the Aggies would come right back. The game was tied at 27 with 6:02 showing on the third quarter clock before Florida used an 11-3 run. NCAT countered with a 6-1 run and cut the Gator's advantage to three, 39-36, with 1:55 left in the third.

That's when Haley Lorenzen's offensive rebound putback ignited the game-changing 19-0 run that started the game-ending 27-2 march.

2016-17 Florida Final Box Scores & Game Recaps

Official Basketball Box Score -- Game Totals -- Final Statistics Florida vs Indiana 12/20/16 7:45 p.m. at Winter Park, Fla. - Warden Arena

Florida 88 • 7-4

#	Player	Total		3-Ptr		Rebounds			PF	TP	A	TO	Blk	Stl	Min
		FG-FGA	FG-FGA	FT-FTA	Off	Def	Tot								
01	Williams,Ronni	f	9-13	0-1	4-7	1	4	5	3	22	6	5	1	0	36
23	Copeland,Brooke	f	1-5	1-5	0-0	0	1	1	3	3	2	2	1	0	30
44	Lorenzen,Haley	f	6-11	2-2	0-0	0	0	0	4	14	0	2	2	2	29
00	Washington,Delicia	g	11-22	2-2	7-16	3	4	7	4	31	2	2	0	2	33
11	Anderson,Dyandria	g	1-2	0-1	1-2	0	2	2	4	3	2	3	1	0	23
15	Searcy,Sydney	g	1-2	0-1	0-0	0	1	1	5	2	0	2	0	0	15
22	Morang,Sydney	g	0-2	0-1	0-0	0	2	2	0	0	0	0	0	0	11
24	Fleming,Tyshara	g	4-6	0-0	5-8	4	5	9	1	13	0	0	1	1	23
Team						4	3	7							
Totals			33-63	5-13	17-33	12	22	34	24	88	12	16	6	5	200
1st - FG %:		7-13	53.8%	2nd: 6-17	35.3%	3rd: 10-18	55.6%	4th: 10-15	66.7%	Game: 33-63	52.4%	Deadball			
3FG %:		0-3	0.0%	1-3	33.3%	2-4	50.0%	2-3	66.7%	5-13	38.5%	Rebounds			
FT %:		3-9	33.3%	2-6	33.3%	4-8	50.0%	6-10	60.0%	17-33	51.5%	9			

Indiana 102 • 9-3

#	Player	Total		3-Ptr		Rebounds			PF	TP	A	TO	Blk	Stl	Min
		FG-FGA	FG-FGA	FT-FTA	Off	Def	Tot								
33	Cahill,Amanda	f	9-16	3-5	0-0	3	7	10	3	21	5	3	1	1	39
43	Anderson,Jenn	c	5-7	0-0	2-2	1	7	8	4	12	0	3	1	0	30
03	Buss,Tyra	g	7-16	2-5	19-20	3	0	3	2	35	6	2	0	2	39
21	McBride,Karlee	g	4-9	3-8	0-0	0	2	2	4	11	1	3	0	2	20
23	Gassion,Alexis	g	3-6	0-1	9-10	2	4	6	4	15	8	1	1	1	36
05	Gulley,Ria	g	2-7	2-6	0-0	0	1	1	2	6	2	0	0	0	20
11	Royster,Kym	g	0-0	0-0	0-0	0	1	1	4	0	0	0	0	1	4
13	Foresman,Darby	g	1-1	0-0	0-0	0	1	1	2	2	0	0	0	1	6
22	Elbert,Tia	g	0-1	0-0	0-0	0	0	0	1	0	0	1	0	0	2
24	Towner,Tyshee	g	0-1	0-0	0-0	0	0	0	1	0	0	0	0	0	3
31	Wickware,Bre	g	0-0	0-0	0-0	0	0	0	0	0	0	0	0	0	1
Team						1	1	2							
Totals			31-64	10-25	30-32	10	24	34	27	102	22	13	3	8	200
1st - FG %:		8-17	47.1%	2nd: 5-14	35.7%	3rd: 10-17	58.8%	4th: 8-16	50.0%	Game: 31-64	48.4%	Deadball			
3FG %:		4-9	44.4%	2-6	33.3%	3-7	42.9%	1-3	33.3%	10-25	40.0%	Rebounds			
FT %:		14-14	100.0%	11-12	91.7%	3-4	75.0%	2-2	100.0%	30-32	93.8%	3,1			

Officials: Luis Gonzalez, Travis Jones, Tommi Paris

Technical fouls: Florida-TEAM. Indiana-None.

Attendance: 829

World Class Basketball Florida Sunshine Classic Game 4

Score by periods	1st	2nd	3rd	4th	Total
Florida	17	15	26	30	88
Indiana	34	23	26	19	102

Last FG - UF 4th-00:00, IND 4th-01:18.

Largest lead - UF by 1 1st-08:40, IND by 29 2nd-01:48.

UF led for 01:17, IND led for 37:54. Game was tied for 00:09.

Score tied - 2 times.

Lead changed - 4 times.

Official Basketball Box Score -- Game Totals -- Final Statistics Florida A&M vs Florida 12/21/16 5:30 p.m. at Winter Park, Fla. - Warden Arena

Florida A&M 65 • 1-10

#	Player	Total		3-Ptr		Rebounds			PF	TP	A	TO	Blk	Stl	Min
		FG-FGA	FG-FGA	FT-FTA	Off	Def	Tot								
15	McCray, Alicia	f	3-3	1-1	0-0	1	3	4	2	7	2	3	0	1	21
40	Burney-Robinson, Sha	c	3-5	0-0	4-4	4	3	7	3	10	0	1	1	1	20
01	Sweeting, Cedricka	g	4-19	1-9	1-2	4	4	6	1	10	6	4	1	1	35
03	Nguyen, Victoria	g	4-5	0-0	0-0	4	0	4	2	8	1	8	0	5	26
25	Smith, Jamella	g	0-0	0-0	0-0	0	0	0	3	0	1	2	0	1	4
02	King, Dawn	g	0-0	0-0	0-0	0	0	0	0	0	0	0	0	0	4
04	Yurdkul, Ecenur	g	1-6	1-3	0-0	0	0	0	3	3	0	1	0	0	13
11	Ouatara, Florence	g	4-15	3-8	4-4	1	4	5	2	15	1	9	0	3	28
12	Holland, London	g	0-1	0-1	0-0	0	0	0	0	0	1	0	0	0	4
13	Royal, Dy'Manee	g	0-2	0-0	2-2	1	2	3	2	2	1	0	0	0	12
22	Davis, Ny'Asia	g	1-1	0-0	0-0	0	3	3	2	2	0	4	1	3	13
32	Morrison, Shakerrya	g	3-7	0-0	2-3	3	1	4	2	8	1	4	0	1	20
Team						2	2	4							
Totals			23-64	6-22	13-15	18	22	40	22	65	14	36	3	15	200
1st - FG %:		5-13	38.5%	2nd: 6-15	40.0%	3rd: 6-15	40.0%	4th: 6-21	28.6%	Game: 23-64	35.9%	Deadball			
3FG %:		3-7	42.9%	1-4	25.0%	0-6	0.0%	2-5	40.0%	6-22	27.3%	Rebounds			
FT %:		0-0	0.0%	4-4	100.0%	7-9	77.8%	2-2	100.0%	13-15	86.7%	3			

Florida 78 • 8-4

#	Player	Total		3-Ptr		Rebounds			PF	TP	A	TO	Blk	Stl	Min
		FG-FGA	FG-FGA	FT-FTA	Off	Def	Tot								
01	Williams,Ronni	f	10-16	0-1	5-6	5	3	8	3	25	4	7	0	3	29
44	Lorenzen,Haley	f	7-13	0-1	2-4	1	6	7	2	16	0	3	1	5	34
24	Fleming,Tyshara	c	6-10	0-0	3-6	4	4	8	3	15	2	3	1	2	30
00	Washington,Delicia	g	0-4	0-0	0-0	2	2	4	4	0	1	3	0	4	20
11	Anderson,Dyandria	g	5-10	1-4	2-2	1	0	1	2	13	7	5	0	3	33
15	Searcy,Sydney	g	0-4	0-2	0-0	2	3	5	5	0	2	1	0	2	16
22	Morang,Sydney	g	2-5	2-5	0-0	0	2	2	2	6	2	3	0	0	22
23	Copeland,Brooke	g	1-4	1-4	0-0	0	0	0	3	0	4	0	1	1	16
Team						1	2	3							
Totals			31-66	4-17	12-18	16	22	38	21	78	18	29	2	20	200
1st - FG %:		5-17	29.4%	2nd: 9-20	45.0%	3rd: 9-15	60.0%	4th: 8-14	57.1%	Game: 31-66	47.0%	Deadball			
3FG %:		2-7	28.6%	0-1	0.0%	0-3	0.0%	2-5	33.3%	4-17	23.5%	Rebounds			
FT %:		4-5	80.0%	5-7	71.4%	1-3	33.3%	2-3	66.7%	12-18	66.7%	3			

Officials: Bill Larence, Shandra Twine, Whitney Dunlap

Technical fouls: Florida A&M-None. Florida-None.

Attendance: 618

World Class Basketball Florida Sunshine Classic Game 7

Score by periods	1st	2nd	3rd	4th	Total
Florida A&M	13	17	19	16	65
Florida	16	23	19	20	78

Last FG - FAMU 4th-00:02, UF 4th-01:53.

Largest lead - FAMU by 2 1st-08:44, UF by 20 4th-06:23.

FAMU led for 00:41, UF led for 36:43. Game was tied for 02:09.

Score tied - 1 time.

Lead changed - 5 times.

Game 12: Florida 78, Florida A&M 65 December 21, 2016 * Warden Arena * Winter Park, Fla.

Ronni Williams scored a game-high 25 points to lead four Gators in double-digit scoring and a 78-65 win against Florida A&M at the Florida Sunshine Classic played at Warden Arena on the campus of Rollins College on Wednesday evening.

The victory successfully wrapped up Florida's season-opening 12-game road trip, as the team traveled 8,289 miles waiting for the completion of the \$64.5 million renovations taking place in Gainesville. The Gators make their debut in the newly renamed Exactech Arena at the Stephen C. O'Connell Center on Wednesday, December 28, when Florida plays host to Southeastern Louisiana, with tip-off scheduled for 7 p.m.

During Wednesday's game in Winter Park, Fla., the Rattlers kept it close the entire first half and held a 23-22 lead with 5:05 remaining in the second quarter. That's when Florida used a 19-7 run that included 11 points from Williams, who hit 10-of-16 from the field during the game, four points from Dyandria Anderson and two each from Haley Lorenzen and Tyshara Fleming.

FAMU scored the next four points and closed to within seven points, before the Gators countered with a 26-15 march - capped by Williams' three-point-play - that went into the fourth quarter and Florida held a 69-49 lead with 6:23 left in the game and Florida rode its eighth win of the season.

- Updated Records:**
- Florida: 8-4
 - Florida A&M: 1-10

- Double-Digit Gators**
- Williams' 25 points marked her fourth 20-point game of the year, as well as her 60th career double-figure scoring game. Williams also collected a game-high-tying eight rebounds.
 - Lorenzen scored 16 points (7-13 FG) with seven rebounds and a career-best five steals.
 - Fleming scored 15 points (6-10 FG) with eight rebounds.
 - Anderson tied her career high of 13 points for her first double-figure scoring game of the year; dished a game-high seven assists.

- Numbers of Note**
- Florida committed a season-high 29 turnovers and forced FAMU into 36 miscues, the most by an opponent this season
 - The Gators tied their season-best of 20 steals (also vs. South Alabama)
 - Tonight was the first time the Gators have been out rebounded in a victory
 - There were five lead changes and one tied score

Other Double-Digit Gators

- Ronni Williams scored 15 of her 22 points in the second half; this was her third 20-point game this year, fourth of her career. Williams also dished a career-high six assists.
- Tyshara Fleming just missed the second double-double of her career with 13 points and nine rebounds
- Haley Lorenzen contributed 14 points on 6-11 shooting that included a pair of three-pointers.

First Half Numbers of Note

- Indiana took a commanding 57-32 halftime lead.
- IU was 25-of-26 from the free throw line in the first half, while UF managed to convert just 5-of-15.
- Both teams converted 13 field goals, but six of IU's were three-pointers, compared to just one by Gator forward Haley Lorenzen.
- The teams shot nearly identically during the first half: UF hit 13-30 from the floor overall; IU was 13-31
- IU converted 11 Gator turnovers into 17 points for a 17-2 advantage.
- Hoosier guard Tyra Buss scored 25 first-half points, which included a 19-20 effort from the free throw line.
- Gator freshman Delicia Washington scored a team-high 14 points in the first half, and connected on just 4-of-12 from the line.
- Florida collected 16 personal fouls, with Dyandria Anderson and Sydney Searcy each whistled for four.
- There were four lead changes and two tied scores in the first 2:02 of the game and it seemed to be shaping up to be a tight battle.
- After Ronni Williams' put back an offensive rebound that gave Florida a 7-6 lead, Indiana ripped off 10 straight points, as personal fouls accumulated for the Gators and the Hoosiers were near perfect from the line.
- Florida wouldn't score consecutive points until Sydney Searcy hit a jumper with 56 seconds remaining in the first half and Delicia Washington followed with a bucket with 14 seconds on the clock.

Other Number of Note

- The 102 points allowed were the most Florida has given up since Vanderbilt scored 103 during a double-overtime affair on Feb. 6, 2011.
- This was the 18th time an opponent has scored 100 points in a game.
- IU's Tyra Buss's free throws made (19) and attempted (20) were the most ever by an opponent.
- The Hoosiers hit 30-of-32 free throw attempts during the game for a 93.8 percent mark - the fourth-highest percentage in a game by an opponent in history.
- Washington became just the fifth freshman in program history to score at least 30 in a game.

2016-17 Florida Final Box Scores & Game Recaps

Official Basketball Box Score -- Game Totals -- Final Statistics Southeastern La. vs Florida 12/28/16 7:00 pm ET at Gainesville, FL (Exactech Arena)

Southeastern La. 51 • 2-9

#	Player	Total		3-Ptr		Rebounds			PF	TP	A	TO	Blk	Stl	Min	
		FG-FGA	FG-FGA	FT-FTA	Off	Def	Tot									
22	Stewart, Chey	f	2-3	0-0	1-4	1	2	3	5	5	0	0	0	1	14	
05	Dugas, Charliee	g	2-6	1-3	2-2	0	1	1	3	7	0	4	0	1	14	
13	Stinson, Taz	g	1-4	0-0	0-0	0	2	2	4	2	0	5	0	1	21	
14	Underwood, Taylin	g	3-12	0-8	0-0	2	4	6	2	6	5	8	0	3	34	
30	Brailey, Ashailee	g	1-5	1-3	0-0	1	1	2	5	3	0	2	0	0	24	
01	Dawsey, Courtney	g	3-5	2-3	0-0	0	1	1	2	8	1	3	0	0	15	
10	Stears, Baylie	g	3-6	2-4	0-0	0	3	3	1	8	0	0	0	0	19	
12	Harrison, Chambria	g	1-2	0-0	0-0	0	0	0	2	2	1	1	0	0	7	
23	Scholvin, Jaclyn	g	1-5	1-4	0-0	0	3	3	5	3	3	8	0	0	27	
33	Warren, Bre	g	3-8	0-3	1-2	0	0	0	3	7	2	0	0	1	25	
	Team		5	3	8				2							
	Totals		20-56	7-28	4-8	9	20	29	32	51	12	33	0	7	200	
1st	FG %: 5-13	38.5%	2nd:	3-14	21.4%	3rd:	7-14	50.0%	4th:	5-15	33.3%	Game:	20-56	35.7%	Rebounds	2
	3FG %: 0-3	0.0%		2-9	22.2%		4-7	57.1%		1-9	11.1%		7-28	25.0%		
	FT %: 0-0	0.0%		3-4	75.0%		1-2	50.0%		0-2	0.0%		4-8	50.0%		

Florida 102 • 9-4

#	Player	Total		3-Ptr		Rebounds			PF	TP	A	TO	Blk	Stl	Min	
		FG-FGA	FG-FGA	FT-FTA	Off	Def	Tot									
01	Williams,Ronni	f	14-16	0-0	6-7	5	7	12	2	34	3	0	2	2	26	
44	Lorenzen,Haley	f	4-9	0-1	7-8	4	6	10	1	15	0	5	1	0	27	
24	Fleming,Tyshara	c	3-6	0-0	5-10	3	5	8	3	11	2	1	1	1	24	
00	Washington,Delicia	g	4-7	0-1	6-9	2	1	3	2	14	3	3	0	6	28	
11	Anderson,Dyandria	g	4-9	0-1	3-4	0	3	3	0	11	4	1	1	2	24	
22	Searcy,Sydney	g	3-7	0-1	3-5	1	2	3	2	9	2	4	0	2	23	
15	Morang,Sydney	g	1-8	1-6	0-0	2	1	3	1	3	3	0	0	5	24	
23	Copeland,Brooke	g	2-5	1-4	0-0	0	1	1	2	5	0	2	0	1	24	
	Team		1	3	4				7							
	Totals		35-67	2-14	30-43	18	29	47	13	102	17	16	5	19	200	
1st	FG %: 14-21	66.7%	2nd:	7-19	36.8%	3rd:	4-9	44.4%	4th:	10-18	55.6%	Game:	35-67	52.2%	Rebounds	7
	3FG %: 1-5	20.0%		1-6	16.7%		0-2	0.0%		0-1	0.0%		2-14	14.3%		
	FT %: 7-8	87.5%		4-7	57.1%		14-19	73.7%		5-9	55.6%		30-43	69.8%		

Officials: Luis Gonzalez, Troy Winders, Chaney Muench
 Technical fouls: Southeastern La.-None, Florida-None.
 Attendance: 1619
 SL#30 A.Brailey fouls out at 5:19(4), SL#22 C.Stewart at 2:04(4)
 SL#23 J.Scholvin at 0:31.7(4).

Score by periods	1st	2nd	3rd	4th	Total
Southeastern La.	10	11	19	11	51
Florida	36	19	22	25	102

Last FG - SLU 4th-01:52, UF 4th-03:29.
 Largest lead - SLU None, UF by 52 4th-02:04.
 SLU led for 00:00, UF led for 39:21. Game was tied for 00:25.

Game 13: Florida 102, Southeastern Louisiana 51
December 28, 2016 * Exactech Arena at the Stephen C. O'Connell Center * Gainesville, Fla.
 After a 12-game season-opening road trip, the Gators played their first home game of the 2016-17 season and looked every bit as excited and fresh as their newly renovated arena sparkled and gleamed.

Senior **Ronni Williams** was honored in a pregame ceremony for topping the 1,000-career point plateau during the December 3 game against Long Beach State. She scored the first points in the newly renamed and put on a show for the Gator faithful, as she scored a career-best 34 points and led Florida to a 102-51 victory against Southeastern Louisiana.

Early on, it looked like Williams was trying to net another 1,000 points during the actual game, scoring 20 points on 9-of-10 shooting in the first quarter alone and helping the Gators take a commanding 55-21 halftime lead.

Florida ended the first quarter with a 17-2 run for a 36-10 lead and never looked back en route to its second-largest margin of victory this season in its final non-conference game of the season.

All eight Gators who suited up during the game, scored, and all five starters recorded a double-digit offensive output.

Junior Haley Lorenzen posted the first double-double of her career, netting with 15 points and tying a career-best 10 rebounds.

Freshman Delicia Washington added 14 points with a career-best six steals, tied for the most by a Gator this season, while senior Tyshara Fleming tallied 11 points and eight rebounds and junior Dyandria Anderson had 11 points.

Freshman Sydney Searcy finished with nine points, while classmate Sydney Morang hit a three and collected five steals and junior Brooke Copeland added five points that included a three-pointer in her sixth consecutive game.

There's No Place Like Home

- The Gators opened the season with a 12-game road trip waiting for the completion of the \$64.5 million renovations to be completed on their home arena.
- Leading up to Wednesday's home-opener, Florida completed 8,799 round-trip miles traveled via 13 bus trips, seven airplane flights, 11 different hotels and played 12 games over a 48-day span.
- Tonight was UF's seventh consecutive home win.
- UF improved to 34-9 all-time in home-opener and has won five straight, as well as 11 of its last 12 home-opener.
- The Gator's last home game was 305 days ago - Feb. 28, 2016 vs. Auburn

Individual Numbers of Note

- Ronni Williams scored a career-high 34 points (was 25 vs. Wofford, Nov. 30, 2016), the most by a Gator since Vanessa Hayden scored 36 against Oakland on November 16, 2001.
- Williams collected 12 rebounds for her fourth double-double this year and 17th of career
- Delicia Washington collected a career-high six steals (was four, twice); also tied for the most by a Gator this season (Anderson had 6 vs. South Alabama, Nov. 11)

Team Numbers of Note

- UF's 53 first-half points were its third-most at home in the first half of a game in program history (70 vs. Saint Francis, Dec. 20, 2015; 60 points vs. Stetson, Nov. 29, 1991)
- This was the first time this season five Gators scored in double-figures; and first time since February 18, 2016, against Vanderbilt
- Florida shot and made a season-best from the free throw line, 30-of-43
- SLU committed 33 turnovers, the third time this year an opponent has had at least 30 miscues
- Florida wore orange uniforms for the first time since December 28, 2007, when the Gators defeated Holy Cross, 66-52

Official Basketball Box Score -- Game Totals -- Final Statistics Auburn vs Florida 01/01/17 2 pm ET at Gainesville, FL (Exactech Arena)

Auburn 82 • 11-4, 1-0 SEC

#	Player	Total		3-Ptr		Rebounds			PF	TP	A	TO	Blk	Stl	Min	
		FG-FGA	FG-FGA	FT-FTA	Off	Def	Tot									
15	Jazmine Jones	f	1-3	0-0	0-2	2	0	2	3	2	1	1	0	1	28	
23	Jessica Jones	f	3-4	0-0	0-4	3	3	6	4	6	0	2	0	1	23	
10	Brandy Montgomery	g	7-14	7-8	5-6	2	2	4	1	26	1	4	0	1	35	
13	Katie Frerking	g	10-22	3-9	1-2	3	7	10	3	24	4	2	1	5	37	
33	Janiah McKay	g	5-14	1-2	5-8	0	2	2	4	16	5	0	0	0	26	
00	Daisa Alexander	g	0-1	0-0	1-2	1	0	1	2	1	0	1	0	1	5	
03	Erica Sanders	g	0-3	0-0	2-2	2	1	3	4	2	0	0	0	2	24	
05	Emari Jones	g	0-0	0-0	0-0	1	0	1	0	0	0	0	0	0	1	
14	Tiffany Lewis	g	0-0	0-0	1-2	0	0	0	1	0	0	0	0	0	5	
40	Khady Dieng	g	1-4	0-2	2-2	0	0	0	1	4	5	2	0	2	16	
	Team		4	1	5				1							
	Totals		27-65	11-21	17-30	18	16	34	22	82	16	13	1	13	200	
1st	FG %: 6-16	37.5%	2nd:	7-16	43.8%	3rd:	10-19	52.6%	4th:	4-14	28.6%	Game:	27-65	41.5%	Rebounds	9
	3FG %: 3-5	60.0%		2-5	40.0%		5-8	62.5%		1-3	33.3%		11-21	52.4%		
	FT %: 4-6	66.7%		1-4	25.0%		3-4	75.0%		9-16	56.3%		17-30	56.7%		

Florida 75 • 9-5, 0-1 SEC

#	Player	Total		3-Ptr		Rebounds			PF	TP	A	TO	Blk	Stl	Min	
		FG-FGA	FG-FGA	FT-FTA	Off	Def	Tot									
01	Williams,Ronni	f	10-13	0-0	4-9	2	5	7	5	24	4	7	0	0	35	
44	Lorenzen,Haley	f	4-10	1-1	2-2	3	4	7	4	11	0	4	0	1	34	
24	Fleming,Tyshara	c	4-6	0-0	5-6	5	4	9	3	13	1	0	2	3	33	
00	Washington,Delicia	g	6-9	1-3	4-6	1	3	4	4	17	1	5	0	1	22	
11	Anderson,Dyandria	g	1-4	0-2	0-0	0	4	4	4	2	5	5	0	1	36	
22	Searcy,Sydney	g	0-3	0-1	0-0	1	0	1	2	0	0	0	0	0	12	
15	Morang,Sydney	g	0-0	0-0	1-2	0	0	0	0	1	1	0	0	0	5	
23	Copeland,Brooke	g	2-9	1-7	2-2	2	0	2	5	7	0	4	0	0	23	
	Team		0	4	4				7							
	Totals		27-54	3-14	18-27	14	24	38	27	75	12	26	2	6	200	
1st	FG %: 5-11	45.5%	2nd:	8-12	66.7%	3rd:	6-14	42.9%	4th:	8-17	47.1%	Game:	27-54	50.0%	Rebounds	9
	3FG %: 1-3	33.3%		3-6	50.0%		1-4	25.0%		0-4	0.0%		3-14	21.4%		
	FT %: 3-4	75.0%		3-6	50.0%		6-8	75.0%		6-9	66.7%		18-27	66.7%		

Officials: Mark Zentz, Susan Blauch, Missy Brooks
 Technical fouls: Auburn-None, Florida-None.
 Attendance: 1720
 UF#23 B.Copeland fouls out at 5:12(40)
 UF#1 R.Williams at 0:05.1(4)

Score by periods	1st	2nd	3rd	4th	Total
Auburn	19	17	28	18	82
Florida	14	20	19	22	75

Last FG - AU 4th-00:26, UF 4th-00:13.
 Largest lead - AU by 14 3rd-03:20, UF by 4 1st-06:29.
 AU led for 28:30, UF led for 04:59. Game was tied for 06:31.

Game 14: Auburn 82, Florida 75
January 1, 2017 * Exactech Arena at the Stephen C. O'Connell Center * Gainesville, Fla.
 Auburn's 11 three-pointers and its defensive intensity forced Florida into 26 turnovers that the Tigers converted into 28 points and defeated the Gators, 82-75, at Exactech Arena at the Stephen C. O'Connell Center in the Southeastern Conference opener for both teams on Sunday.

Eighteen of Florida's miscues came in the first half, yet the Gators were down just two at halftime, 36-34. The Tigers had jumped out to an early seven points lead, but the Gators came back in the second quarter and even held a three-point cushion after **Brooke Copeland's** three-pointer with just under three minutes to play.

The teams traded bucket to begin the third quarter before Auburn senior Katie Frerking got hot and nailed back-to-back three-pointers that launched a 15-2 run in just over three minutes. Frerking scored 10 points during that game-changing march, as the Tigers outscored the Gators, 28-19, during the quarter and turned six miscues into 12 points.

Senior **Ronni Williams** tried to put the Gators on her back during the fourth quarter, when she scored 13 of her team-best 24 points, hitting 6-of-8 shots from the floor during the frame, 10-of-13 in the game. She scored 10 of UF's first 11 points and had the Gators within five points, 69-64, with 3:51 remaining in the game.

Florida had the momentum and the crowd on its feet, but Frerking struck again with a jumper and followed with a free throw to start a 6-2 run and the Gators were down nine with 2:12 remaining.

Delicia Washington, who finished with 17 points on 6-of-9 shooting, scored the next four points and Florida was back within five, 75-70, with 29 seconds to go, however the Tigers hit timely, tough shots and their free throws when they needed to and took their first win in Gainesville since 2007.

2016-17 Florida Final Box Scores & Game Recaps

Official Basketball Box Score -- Game Totals -- Final Statistics

Florida vs LSU
1/5/17 7:01 pm at Baton Rouge, LA (Maravich Center)

Florida 67 • 9-6 (0-2 SEC)

#	Player	Total			3-Ptr			Rebounds			PF	TP	A	TO	Blk	Stl	Min
		FG-FGA	FG-FGA	FT-FTA	FG-FGA	FG-FGA	FT-FTA	Off	Def	Tot							
01	Williams,Ronni	f	8-17	0-0	6-7	6	4	10	4	22	1	5	1	2	32		
44	Lorenzen,Haley	f	7-14	0-0	4-4	7	5	12	4	18	3	6	1	3	37		
24	Fleming,Tyshara	c	2-8	0-0	2-5	8	5	13	2	6	0	4	0	1	24		
00	Washington,Delicia	g	2-13	0-1	0-0	2	4	6	4	4	2	4	0	3	29		
11	Anderson,Dyandria	g	1-3	0-0	2-4	1	5	6	4	4	3	4	1	3	36		
15	Searcy,Sydney	g	2-3	0-0	0-0	0	0	0	2	4	1	2	0	0	12		
22	Morang,Sydney	g	0-1	0-1	0-0	0	0	0	0	0	0	0	0	0	3		
23	Copeland,Brooke	g	3-6	3-6	0-0	0	1	1	3	9	3	2	0	0	27		
Team						3	0	3				1					
Totals			25-65	3-8	14-20	27	24	51	23	67	13	28	3	12	200		

1st FG %:	4-13	30.8%	2nd:	6-15	40.0%	3rd:	2-19	10.5%	4th:	13-18	72.2%	Game:	25-65	38.5%	Deadball	
3FG %:	0-0	0.0%	1-4	25.0%	0-1	0.0%	2-3	66.7%	3-8	37.5%	5-5	100.0%	1-4	25.0%	15-23	65.2%
FT %:	4-4	100.0%	2-4	50.0%	8-12	66.7%	0-0	0.0%	2-6	33.3%	2-6	33.3%	1-4	25.0%	4-1	

LSU 78 • 12-3 (1-1 SEC)

#	Player	Total			3-Ptr			Rebounds			PF	TP	A	TO	Blk	Stl	Min
		FG-FGA	FG-FGA	FT-FTA	FG-FGA	FG-FGA	FT-FTA	Off	Def	Tot							
05	MITCHELL, Ayana	f	0-0	0-0	0-0	1	0	1	4	0	1	0	0	2	20		
20	HYDER, Alexis	f	1-5	0-1	1-2	2	1	3	5	3	1	3	0	3	23		
00	JACKSON, Chloe	g	15-24	2-5	2-6	1	1	2	3	34	5	2	0	4	40		
11	MONCRIEF, Raigyne	g	6-13	0-1	8-10	0	5	5	2	20	4	5	0	10	31		
13	HILL, Rina	g	1-4	0-0	0-0	0	1	1	0	2	1	1	0	0	21		
02	NORTON, Shanice	g	0-0	0-0	0-0	0	0	0	0	2	1	0	0	0	5		
10	RHODES, Jasmine	g	1-2	0-0	0-0	1	1	2	2	2	0	3	0	1	22		
30	RICHARD-HARRIS, J.	g	3-7	0-1	6-6	2	1	3	1	12	2	1	0	3	22		
44	NEUBERT, Tatum	g	2-2	0-0	1-2	0	3	3	2	5	0	1	0	0	16		
Team						2	2	4				2					
Totals			29-57	2-8	18-26	9	15	24	19	78	16	17	0	23	200		

1st FG %:	8-17	47.1%	2nd:	7-13	53.8%	3rd:	8-14	57.1%	4th:	6-13	46.2%	Game:	29-57	50.9%	Deadball	
3FG %:	1-4	25.0%	1-2	50.0%	0-1	0.0%	0-1	0.0%	2-8	25.0%	18-26	69.2%	3-6	50.0%	12-20	60.0%
FT %:	0-1	0.0%	4-6	66.7%	2-5	40.0%	12-14	85.7%	0-0	0.0%	0-0	0.0%	1-4	25.0%	2	

Officials: Bob Trammell, Laura C. Morris, Felicia Grinter
Technical fouls: Florida-None, LSU-None.
Attendance: 1802

Score by periods	1st	2nd	3rd	4th	Total
Florida	12	15	12	28	67
LSU	17	19	18	24	78

Points	In	Off	2nd	Fast	Bench
	Paint	T/O	Chance	Break	
Florida	38	18	18	6	13
LSU	26	36	7	12	19

Last FG - UF 4th-00:13, LSU 4th-00:24.
Largest lead - UF by 2 1st-07:02, LSU by 15 3rd-05:15.
UF led for 01:16, LSU led for 34:44, Game was tied for 05:32.

Score tied - 4 times.
Lead changed - 2 times.

Game 15: LSU 78, Florida 67

January 5, 2017 * Maravich Center * Baton Rouge, La.

Florida outrebounded LSU by 27 but it wasn't enough as the Gators dropped a 78-67 decision to the Lady Tigers at the Maravich Center Thursday evening.

Florida hit just 38.5 percent of its shots during the game – its second-lowest mark of the season and that effort diffused the Gator's 27 offensive rebounds and second-chance opportunities, collecting only 18 points in that fashion.

Turnovers also hampered the Gator's effort, as LSU flipped 28 miscues into 36 points.

The Gators were able to whittle a 15-point deficit down to six points with five minutes remaining thanks to a 9-0 run midway through the fourth quarter when **Ronni Williams, Brooke Copeland, Delicia Washington** and **Haley Lorenzen** each hit field goals.

LSU came right back with three-point-play that sparked a 9-2 run and the Gators were unable to counter.

Gators in Double-Digits

- Ronni Williams** finished with a team-high 22 points along with 10 rebounds for her fifth double-double of the season and the 18th of her career.
- Haley Lorenzen** logged the second double-double of the season and her career with 18 points and a career-high 12 rebounds
- Tyshara Fleming** finished with a career-high 13 rebounds, her second career double-figure rebound game

Lady Tigers in Double-Digits

- Chloe Jackson: game-high 34 points
- Raigyne Moncrief: 20 points
- Moncrief: 10 steals – the most by a Gator opponent in program history (had been 9 by three different players, most recently by Louisville's Angel McCoughtry, Dec. 2, 2007)
- J. Harris-Richard: 12 points

Individual Numbers of Note

- Williams' nine rebounds included the 700th of her career
- Anderson finished with four points and topped the 300-point plateau in her career
- Brooke Copeland** converted a three-pointer in the eighth consecutive game
- In the last five games, Williams is averaging 25.4 points and 8.4 rebounds per game while hitting 68 percent of her shots.
- Fleming is averaging a team-leading 9.4 rebounds over the last five games.

Numbers of Note

- Florida outrebounded LSU, 51-24, for a season-high margin of +27 (had been +20 twice)
- In the third quarter, the Gators missed their first 14 shots from the floor before Fleming put back an offensive rebound with 4:23 remaining and made a free throw to complete the three-point-play.
- Florida made just 2-of-19 field goals in the third quarter, while LSU hit 8-of-14
- UF committed 10 turnovers in the first quarter that LSU converted into 11 points. Tigers led 17-12 after first quarter.

Quotes from the Court – UF Head Coach Amanda Butler

"We just turned the ball over too much. Again, it's really disappointing because it seems like it's silly turnovers, just ball reversal when someone's in the passing lane and we don't seem to see them. I guess we just have to watch more film on that. We had a valiant effort on the boards – 27 on the offensive end is tremendous, but we don't have the points off of those second chances. We had 18 points. When you have 27 offensive rebounds, you have to capitalize more often."

"They did exactly what we prepared for them to do – they shot mid-range jump shots and they tried to create offense off of their steals. Moncrief had 10 (steals) and we seemed not to do a very good job when she was in the passing lane and threw it to her a lot. I thought we made it easy on them. They are great players, though. You have to give them a lot of credit for their effort."

Official Basketball Box Score -- Game Totals -- Final Statistics

#5 South Carolina vs Florida
01/08/17 12 Noon ET at Gainesville, FL (Exactech Arena)

#5 South Carolina 81 • 13-1, 3-0 SEC

#	Player	Total			3-Ptr			Rebounds			PF	TP	A	TO	Blk	Stl	Min
		FG-FGA	FG-FGA	FT-FTA	FG-FGA	FG-FGA	FT-FTA	Off	Def	Tot							
22	WILSON, A'ja	f	8-14	0-0	7-10	5	8	13	4	23	2	2	3	1	29		
41	COATES, Alaina	c	6-10	0-0	2-4	4	9	13	2	14	2	3	2	1	32		
03	DAVIS, Kaela	g	4-16	1-5	1-1	2	4	6	3	10	1	3	0	2	25		
10	GRAY, Allisha	g	6-10	4-7	2-2	3	3	6	5	18	2	0	1	4	27		
52	HARRIS, Tyasha	g	2-5	0-2	1-2	0	2	2	3	5	2	2	0	2	29		
00	PATRICK, Victoria	g	0-0	0-0	0-0	0	0	0	0	0	0	0	0	0	1		
01	CUEVAS-MOORE, Bianc	g	1-6	1-3	0-0	1	1	2	3	3	1	2	0	2	23		
04	CLINEY, Doniyah	g	0-1	0-1	1-2	1	0	1	0	1	0	1	0	1	15		
12	BRADSHAW, Aralon	g	0-0	0-0	0-0	0	0	0	1	0	0	0	0	0	3		
21	HERBERT HARRIGAN,	g	3-7	0-0	1-2	1	2	3	1	7	0	1	0	0	16		
Team						1	1	2				1					
Totals			30-69	6-18	15-23	18	30	48	22	81	10	14	6	13	200		

1st FG %:	7-17	41.2%	2nd:	8-17	47.1%	3rd:	7-16	43.8%	4th:	8-19	42.1%	Game:	30-69	43.5%	Deadball	
3FG %:	2-5	40.0%	3-8	37.5%	1-1	100.0%	0-4	0.0%	6-18	33.3%	6-18	33.3%	15-23	65.2%	2	
FT %:	5-5	100.0%	7-11	63.6%	1-4	25.0%	0-2	0.0%	2-3	66.7%	15-23	65.2%	15-23	65.2%	2	

Florida 62 • 9-7, 0-3 SEC

#	Player	Total			3-Ptr			Rebounds			PF	TP	A	TO	Blk	Stl	Min
		FG-FGA	FG-FGA	FT-FTA	FG-FGA	FG-FGA	FT-FTA	Off	Def	Tot							
01	Williams,Ronni	f	2-11	0-0	2-4	1	4	5	5	6	3	5	0	1	25		
44	Lorenzen,Haley	f	6-9	1-1	2-2	1	4	5	4	15	1	3	0	1	27		
24	Fleming,Tyshara	c	1-4	0-0	0-2	3	5	8	5	2	1	2	0	0	25		
00	Washington,Delicia	g	8-21	0-1	2-2	2	5	7	4	18	1	5	0	3	28		
11	Anderson,Dyandria	g	2-7	1-2	4-6	3	3	6	1	9	4	4	1	1	35		
15	Searcy,Sydney	g	1-3	0-1	0-0	1	0	1	1	2	0	1	0	0	13		
22	Morang,Sydney	g	1-3	1-2	0-0	0	0	0	2	3	0	0	0	0	13		
23	Copeland,Brooke	g	2-5	1-3	2-4	2	3	5	0	7	1	1	1	0	34		
Team						2	3	5				1					
Totals			23-63	4-10	12-20	15	27	42	22	62	11	22	2	6	200		

1st FG %:	8-19	42.1%	2nd:	1-14	7.1%	3rd:	9-18	50.0%	4th:	5-12	41.7%	Game:	23-63	36.5%	Deadball	
3FG %:	2-4	50.0%	0-0	0.0%	1-4	25.0%	1-2	50.0%	4-10	40.0%	4-10	40.0%	12-20	60.0%	3	
FT %:	1-4	25.0%	3-4	75.0%	3-6	50.0%	5-6	83.3%	12-20	60.0%	12-20	60.0%	12-20	60.0%	3	

Officials: Beverly Roberts, Brian Garland, Charlie Hust

Technical fouls: #5 South Carolina-None, Florida-None.

Attendance: 2232

UF#24 T.Fleming fouls out at 0:32.2(3), SC#10 A.Gray 5:08(4)

UF#01 R.Williams at 3:58(4)

Score by periods	1st	2nd	3rd	4th	Total
#5 South Carolina	21	26	16	18	81
Florida	19	5	22	16	62

Points	In	Off	2nd	Fast	Bench
	Paint	T/O	Chance	Break	
#5 South Carolina	44	21	23	8	11
UF	34	14	15	6	12

Last FG - SC 4th-00:55, UF 4th-00:41.<

2016-17 Florida Final Box Scores & Game Recaps

Official Basketball Box Score -- Game Totals -- Final Statistics Florida vs Mississippi State

01/12/07 8:02 p.m. at Starkville, Miss. (Humphrey Coliseum)

Florida 49 • 9-8 (0-4 SEC)

#	Player	Total		3-Ptr		Rebounds			PF	TP	A	TO	Blk	Stl	Min
		FG-FGA	FG-FGA	FT-FTA	Off	Def	Tot								
01	Williams,Ronni	f	3-6	0-0	5-8	1	3	4	4	11	1	8	0	2	27
44	Lorenzen,Haley	f	1-5	0-0	1-2	1	3	4	5	3	2	2	1	0	30
24	Fleming,Tyshara	c	2-4	0-0	2-2	2	4	6	5	6	1	3	3	1	28
00	Washington,Delicia	g	7-13	1-1	2-3	1	5	6	4	17	0	5	0	0	35
11	Anderson,Dyandria	g	2-6	2-2	2-2	0	3	3	3	8	3	5	0	1	32
15	Searcy,Sydney	g	0-2	0-0	0-0	0	0	0	1	0	0	1	0	0	15
22	Morang,Sydney	g	1-5	1-5	1-2	2	1	3	1	4	0	0	0	0	18
23	Copeland,Brooke	g	0-0	0-0	0-0	0	0	0	2	0	2	2	0	0	15
Team						3	2	5			1				
Totals			16-41	4-8	13-19	10	21	31	25	49	9	27	4	4	200

Mississippi State 82 • 18-0 (4-0 SEC)

#	Player	Total		3-Ptr		Rebounds			PF	TP	A	TO	Blk	Stl	Min
		FG-FGA	FG-FGA	FT-FTA	Off	Def	Tot								
03	Breanna Richardson	f	3-9	0-1	0-0	2	3	5	2	6	3	1	0	2	29
45	Chinwe Okorie	c	5-7	0-0	3-4	4	2	6	4	13	0	1	0	0	14
00	Dominique Dillingham	g	2-6	1-3	0-0	1	3	4	3	5	2	1	0	0	25
02	Morgan William	g	1-3	1-1	0-0	0	0	0	3	3	7	1	0	1	21
35	Victoria Vivians	g	7-19	1-6	6-6	2	3	5	3	21	3	2	1	4	35
01	Blair Schaefer	f	1-8	1-7	0-0	1	0	1	2	3	2	1	0	1	21
04	Ameshya Williams	g	0-0	0-0	0-0	1	0	1	0	0	0	2	0	0	2
10	Jazzmun Holmes	g	1-3	1-3	3-6	1	2	3	1	6	3	1	0	1	19
13	Ketara Chapel	g	0-1	0-0	0-0	1	0	1	0	0	2	0	0	0	9
15	Teaira McCowan	g	12-13	0-0	1-1	3	2	5	3	25	0	1	2	1	24
25	Zion Campbell	g	0-0	0-0	0-0	0	0	0	0	0	0	0	0	0	1
Team						1	4	5							
Totals			32-69	5-21	13-17	17	19	36	21	82	22	10	4	10	200

1st - FG %: 4-11 36.4% 2nd: 4-10 40.0% 3rd: 3-7 42.9% 4th: 5-13 38.5% Game: 16-41 39.0% Deadball Rebounds 2
 3FG %: 0-2 0.0% 1-1 100.0% 1-1 100.0% 2-4 50.0% 4-8 50.0%
 FT %: 1-2 50.0% 4-5 80.0% 6-8 75.0% 2-4 50.0% 13-19 68.4% 2,1

Officials: Tina Napier, Brian Hall, Metta Roberts
 Technical fouls: Florida-None. Mississippi State-None.
 Attendance: 5575

Score by periods	1st	2nd	3rd	4th	Total
Florida	9	13	13	14	49
Mississippi State	24	24	21	13	82

Last FG - UF 4th-00:11, MS 4th-03:05.
 Largest lead - UF None, MS by 36 3rd-02:18.
 UF led for 00:00, MS led for 39:22. Game was tied for 00:38.

Score tied - 1 time.
 Lead changed - 0 times.

Game 17: #4 Mississippi State 82, Florida 49 January 12, 2017 * Humphrey Coliseum * Starkville, Miss.

Fourth-ranked Mississippi State remained one of two undefeated NCAA Division I Women's Basketball teams after powering past Florida, 82-49, at Humphrey Coliseum Thursday evening.

The Bulldogs used a 14-0 run early in the first quarter to take a 20-5 lead and maintained that spread through the end of the quarter.

Florida scored the first five points of the second quarter with a bucket from Ronni Williams and a three-pointer from Dyandria Anderson and closed to within 24-14, before MSU closed the half on a 24-8 march for a 48-22 halftime advantage. Florida never recovered.

Gators in Double Digits

- **Delicia Washington:** 17 points (7-13 FG, 1-1 3PT, 2-3 FT) - ninth double-figure scoring game for the freshman
- **Ronni Williams:** 11 points (3-6 FG, 5-8 FT) - 13th double-figure scoring game this year, 64th in career

Bulldogs in Double Digits

- Victoria Vivians: 21 points, 4 steals
- Teaira McCowan: 25 points (12-13 FG)
- Chinwe Okorie: 13 points (5-7 FG)

Numbers of Note

- Mississippi State remains as one of only two undefeated teams in NCAA Division I Women's Basketball, the other being UConn
- UF's 49 points were its fewest since 49 against Auburn on March 4, 2015 in the SEC Tournament
- Thursday was Florida's 14th road game of the season
- Florida's top two scorers - Ronni Williams and Haley Lorenzen - both picked up three fouls in the first half, with Williams and fellow frontcourt mate Tyshara Fleming whistled for their fourth early in the third quarter.

The Updated Series: Florida vs. Mississippi State

- 46-Game Series: UF leads 25-21 (UF at Home: 13-7; Away: 8-12; Neutral: 4-2)
- Current Streak: MSU 3-0
- UF's last win in Starkville: January 10, 2013 (61-55)
- Of Note: the 46 games played against MSU are the eighth most versus any Gator opponent

Official Basketball Box Score -- Game Totals -- Final Statistics Texas A&M vs Florida

01/15/17 1 p.m. ET at Gainesville, FL (Exactech Arena)

Texas A&M 67 • 14-4, 4-1 SEC

#	Player	Total		3-Ptr		Rebounds			PF	TP	A	TO	Blk	Stl	Min
		FG-FGA	FG-FGA	FT-FTA	Off	Def	Tot								
05	Anriel Howard	f	2-11	0-0	0-0	1	8	9	0	4	1	0	0	0	40-
21	Jasmine Lumpkin	c	2-6	0-0	2-2	0	3	3	0	6	3	2	0	2	18
00	Khaalia Hillsman	f	5-5	0-0	5-6	2	7	9	4	15	1	2	0	1	38
11	Curtyce Knox	g	5-10	4-5	2-2	0	1	1	4	16	5	9	0	2	40
12	Danni Williams	g	9-16	5-9	2-2	0	2	2	2	25	2	3	0	2	40
03	Taylor Cooper	g	0-1	0-1	1-2	3	3	6	1	1	5	1	0	1	22
15	Jasmine Williams	g	0-0	0-0	0-0	0	0	0	0	0	0	0	0	0	0+
24	Walnatia Wright	g	0-0	0-0	0-0	0	0	0	0	0	0	0	0	0	2
Team						3	2	5			1				
Totals			23-49	9-15	12-14	9	26	35	11	67	17	18	3	8	200

1st - FG %: 8-15 53.3% 2nd: 3-10 30.0% 3rd: 7-15 46.7% 4th: 5-9 55.6% Game: 23-49 46.9% Deadball Rebounds 1
 3FG %: 4-5 80.0% 0-1 0.0% 3-6 50.0% 2-3 66.7%
 FT %: 6-6 100.0% 3-4 75.0% 2-2 100.0% 1-2 50.0%

Florida 59 • 9-9, 0-5 SEC

#	Player	Total		3-Ptr		Rebounds			PF	TP	A	TO	Blk	Stl	Min
		FG-FGA	FG-FGA	FT-FTA	Off	Def	Tot								
01	Williams,Ronni	f	11-19	0-0	0-0	1	5	6	3	22	3	0	1	2	35
23	Copeland,Brooke	f	0-5	0-0	0-0	0	2	2	2	0	0	2	0	0	18
44	Lorenzen,Haley	f	3-7	0-0	1-2	2	1	3	4	7	0	1	1	1	34
00	Washington,Delicia	g	3-8	0-1	0-0	0	2	2	0	6	1	3	0	1	21
11	Anderson,Dyandria	g	5-11	0-4	2-2	4	2	6	1	12	8	3	0	1	39
15	Searcy,Sydney	g	1-3	0-1	0-0	0	1	1	2	2	0	0	0	0	12
22	Morang,Sydney	g	2-5	2-5	0-0	0	0	0	0	6	0	0	0	0	19
24	Fleming,Tyshara	g	2-4	0-0	0-1	1	2	3	2	4	1	1	3	3	22
Team						3	3	6			1				
Totals			27-62	2-16	3-5	11	18	29	14	59	13	11	5	8	200

1st - FG %: 11-17 64.7% 2nd: 6-14 42.9% 3rd: 4-14 28.6% 4th: 6-17 35.3% Game: 27-62 43.5% Deadball Rebounds 0
 3FG %: 2-4 50.0% 0-3 0.0% 0-6 0.0% 0-3 0.0%
 FT %: 0-0 0.0% 0-0 0.0% 3-4 75.0% 0-1 0.0%

Officials: Jesse Dickerson, Cameron Inouye, Ed Sidlasky
 Technical fouls: Texas A&M-None. Florida-None.
 Attendance: 2133

Score by periods	1st	2nd	3rd	4th	Total
Texas A&M	26	9	19	13	67
Florida	24	12	11	12	59

Last FG - TAMU 4th-02:37, UF 4th-00:13.
 Largest lead - TAMU by 15 4th-02:37, UF by 6 2nd-06:59.
 TAMU led for 25:38, UF led for 09:18. Game was tied for 05:04.

Points	In	Off	2nd	Fast
TAMU	Paint	T/O	Chance	Break
UF	44	14	6	8
MS	44	14	6	8

Score tied - 5 times.
 Lead changed - 4 times.

Game 18: Texas A&M 67, Florida 59 January 15, 2017 * Exactech Arena * Gainesville, Fla.

Florida converted four more shots than Texas A&M, however, nine of the Aggies were from beyond the three-point arc and they used that to their advantage in a hard fought, 67-59, decision against the Gators at Exactech Arena at the Stephen C. O'Connell Center Sunday afternoon.

Florida held a 36-35 halftime lead, the first time it has taken a lead into the locker room in a South-eastern Conference game this season, as there were three lead changes and four tied scores in the opening 20 minutes of action.

It was back and forth action to begin the second half and after Haley Lorenzen's jumper tied the score at 40 with 6:38 remaining in the third, Texas A&M mounted a 14-5 run over the next 5:01 for a 54-45 lead. Ronni Williams, who finished with a team-high 22 points on 11-of-19 shooting, ended the quarter's scoring with a layup and Florida was within seven points entering the fourth quarter.

Williams picked up where she left off and scored the first points of the final frame and the Gator deficit was down to five, 54-49, with 8:44 left.

The Aggies came right back, pounding the defensive glass that limited Florida's second chance opportunities, and used a 12-2 run on the offensive end over a 3:43 span to build a 66-51 lead with 2:37 remaining in the game.

Danni Williams, who leads the SEC scoring, knocked down eight points during that game deciding run, including a pair of three-pointers, as she led the Aggies from beyond the arc by converted 5-of-9 en route to a game-high 25 points.

Ronni and Danni ... Williams, that is

- The top two scorers in the SEC were on the court for today's game.
- Entering the game, TAMU's Danni Williams held a slight 17.8 points per game edge over UF's Ronni Williams' 17.4 points per game. They finished today's game with 25 and 22 points, respectively

Double-Digit Gators

- Ronni Williams: 22 points (11-19 FG), 6 rebounds; her seventh 20-point game this year
- Dyandria Anderson: 12 points, 8 assists, 6 rebounds; her third double-figure scoring game this year

Numbers of Note

- This was the first time this year Florida has lost after leading at halftime
- There were four lead changes and five tied scores
- Texas A&M won its third consecutive game

Quotes from the Court

Florida Head Coach Amanda Butler

"Texas A&M played really well in the moments that matter the most and you have to give them credit for that.

"I liked the way that we fought, the way that we battled. We just had some key defensive break-downs at some really critical moments.

"I didn't think that we were the offensive rebounders that we needed to be today, as well, and I think our team knows that, in particular our guards. Our guards, outside of Dee (Dyandria Anderson), who I think played a fantastic game, we've got to go get some of those misses when the three-ball isn't falling for us.

"Having said all of that, this by week is going to be a huge opportunity for us and I'm very excited to coach my team through it."

2016-17 Florida Final Box Scores & Game Recaps

Official Basketball Box Score -- Game Totals -- Final Statistics Florida vs Georgia 1/22/17 1 p.m. ET at Athens, Ga. (Stegeman Coliseum)

Florida 76 • 10-9, 1-5 SEC

#	Player	Total		3-Ptr		Rebounds			PF	TP	A	TO	Blk	Stl	Min
		FG-FGA	FT-FTA	FG-FGA	FT-FTA	Off	Def	Tot							
00	Washington, Delicia	* 6-18	0-1	2-5	1	2	3	4	14	0	2	0	0	0	23
01	Williams, Ronni	* 4-8	0-0	8-9	3	4	7	2	16	1	4	0	1	31	
11	Anderson, Dyandria	* 4-9	0-1	5-8	4	2	6	4	13	4	1	0	2	34	
23	Copeland, Brooke	* 3-9	3-9	0-0	1	4	5	4	9	3	1	0	3	37	
44	Lorenzen, Haley	* 4-11	0-1	3-4	5	5	10	4	11	1	4	1	2	33	
05	Portakal, Elif	* 1-1	0-0	1-2	0	1	1	1	3	0	0	0	0	7	
15	Searcy, Sydney	* 0-1	0-0	0-0	0	0	0	0	0	1	0	0	0	3	
22	Morang, Sydney	* 1-4	1-4	0-0	0	2	2	2	3	1	0	1	1	16	
24	Fleming, Tyshara	* 3-5	0-0	1-2	1	2	3	5	7	1	2	0	3	16	
	Team				2	3	5								
	Totals	26-66	4-16	20-30	17	25	42	26	76	12	14	2	12	200	

1st - FG %:	6-19	31.6%	2nd:	7-13	53.8%	3rd:	7-18	38.9%	4th:	6-16	37.5%	Game:	26-66	39.4%	Deadball	
3FG %:	0-3	0.0%	1-3	33.3%	2-4	50.0%	1-6	16.7%	4-16	25.0%	Rebounds					
FT %:	3-5	60.0%	5-8	62.5%	5-7	71.4%	7-10	70.0%	20-30	66.7%						

Georgia 68 • 10-9, 2-4 SEC

#	Player	Total		3-Ptr		Rebounds			PF	TP	A	TO	Blk	Stl	Min
		FG-FGA	FT-FTA	FG-FGA	FT-FTA	Off	Def	Tot							
01	Shanea Armbrister	* 0-5	0-3	0-2	1	1	2	1	0	1	0	0	0	19	
04	Caliya Robinson	* 0-3	0-2	2-2	1	8	9	3	2	2	1	4	0	21	
11	Pachis Roberts	* 5-12	1-5	15-16	3	6	9	5	26	2	4	0	0	36	
12	Haley Clark	* 2-4	0-0	0-0	0	8	8	5	4	5	5	0	2	31	
33	Mackenzie Engram	* 7-14	0-3	4-5	1	1	2	2	18	1	2	0	3	37	
03	Stephanie Paul	* 3-9	1-5	0-0	1	4	5	3	7	1	5	1	0	25	
23	Halle Washington	* 2-4	0-0	0-0	1	2	3	4	4	1	0	2	0	19	
24	Simone Costa	* 2-4	2-2	1-2	0	0	0	3	7	1	0	0	1	12	
	Team				3	2	5								
	Totals	21-55	4-20	22-27	11	32	43	26	68	14	18	7	6	200	

1st - FG %:	5-12	41.7%	2nd:	7-14	50.0%	3rd:	3-15	20.0%	4th:	6-14	42.9%	Game:	21-55	38.2%	Deadball	
3FG %:	0-4	0.0%	0-4	0.0%	2-8	25.0%	2-4	50.0%	4-20	20.0%	Rebounds					
FT %:	6-7	85.7%	3-6	50.0%	2-2	100.0%	11-12	91.7%	22-27	81.5%						

Officials: Roy Gulbeyan, Amy Bonner and Jennifer Rezac
Technical fouls: Florida-None, Georgia-None.
Attendance: 4181

Score by periods	1st	2nd	3rd	4th	Total
Florida	15	20	21	20	76
Georgia	16	17	10	25	68

Last FG - UF 4th-00:56, UGA 4th-01:31.
Largest lead - UF by 17 3rd-03:05, UGA by 3 1st-05:18.
UF led for 30:49, UGA led for 05:42. Game was tied for 03:29.

Score tied - 4 times.
Lead changed - 6 times.

Game 19: Florida 76, Georgia 68 January 22, 2017 * Stegeman Coliseum * Athens, Ga.

Florida exploded out of the halftime locker room on an 18-3 lead and then withstood a Georgia's furious run late for a 76-68 victory at Stegeman Coliseum on Sunday.

The victory was the Gator's first in Southeastern Conference action, halting a five-game skid, while collecting just the program's sixth win ever against the Lady Bulldogs in Athens.

During that big third-quarter run, six different Gators scored with only Dyandria Anderson hitting more than one field goal and the second one of hers was a three-point-play.

Florida's run continued into the fourth quarter where it scored the first four points, however, Georgia flipped the table on the Gators in the final period and scored 14 straight points and cut UF's 17-point lead to three, 60-57, with 5:32 remaining.

Haley Lorenzen's jump-hook in the paint ended UF's scoring drought, but UG came right back with four more points and the Gator lead was down to one, 62-61, with 4:17 on the clock.

Brooke Copeland then launched a high-arching three in front of Florida's bench and kept the Gators ahead with four minutes to go.

Pachis Roberts, who finished with a game-high 26 points, made her first 14 free throw attempts of the game and finally missed one with 3:13 remaining, as Georgia was within three.

Ronni Williams came back with a tough jumper inside before Roberts drilled a three on the other end and had Georgia within two with 2:46 on the clock.

Freshman Delicia Washington then came back with a tough driving layup to answer the trey and keep Florida's advantage at four, 69-65, with 1:47 remaining.

Georgia followed with another three-pointer and cut UF's lead to one with 1:31 left to play.

From there, Williams took control. She first putback an offense rebound with 56 seconds remaining for a three-point cushion.

Georgia was forced to foul to stop the clock and the Gators converted from the line when they needed to the most, hitting 5-of-6 in the final 37.2 seconds, with Williams hitting all four of her tries and Anderson the other to seal the victory.

Class Act

With today's win, only Ronni Williams - UF's lone four-year senior - and the current junior class of Dyandria Anderson, Brooke Copeland and Haley Lorenzen are the only Gators in program history to have defeated Georgia twice in Athens during their career.

Numbers and News of Note

- Georgia held the 43-42 rebound edge, but 17 of UF's were offensive and the Gators turned those into 22 second-chance points.
- Florida finished 20-30 from the free throw line; Georgia was 22-27
- There were six lead changes and four tied scores all during the first half.
- During the first half, Ronni Williams passed Cheryl Fisher (1,221 points from 1977-81) for 19th-place on UF's all-time scoring list.
- This was UF's 15th road game of the season.

The Updated Series: Florida vs. Georgia

- 69-Game Series: UF trails 16-53 (UF Home: 10-23; Away: 6-28; Neutral: 0-2)
- Entering Sunday's game, Georgia had won three straight, as well as seven of the last eight games against Florida.

Welcome Back

- Freshman Elif Portakal has been sidelined with an injury and missed the last 10 games prior to entering today's contest at the 5:13 mark of the second quarter.

Official Basketball Box Score -- Game Totals -- Final Statistics Tennessee vs Florida 01/26/17 7 pm ET at Gainesville, FL * Exactech Arena

Tennessee 84 • 13-7, 4-3 SEC

#	Player	Total		3-Ptr		Rebounds			PF	TP	A	TO	Blk	Stl	Min
		FG-FGA	FT-FTA	FG-FGA	FT-FTA	Off	Def	Tot							
10	Jackson, Meme	f 1-3	0-2	0-0	1	1	2	0	2	2	1	0	0	22	
31	Nared, Jaime	f 4-13	3-4	5-6	4	3	7	3	16	1	1	0	1	40	
21	Russell, Mercedes	c 4-8	0-0	6-8	0	5	5	3	14	1	3	1	1	33	
00	Reynolds, Jordan	g 2-7	0-0	7-8	2	7	9	2	11	5	2	0	1	34	
11	DeShields, Diamond	g 9-13	1-3	8-11	1	4	5	4	27	3	4	1	3	38	
04	Nunn, Schaquilla	g 1-1	0-0	1-2	0	1	1	1	3	0	0	0	0	7	
33	Middleton, Alexa	g 4-8	3-5	0-0	0	1	1	1	11	0	2	0	2	26	
	Team				0	0	0								
	Totals	25-53	7-14	27-35	8	22	30	14	84	12	14	2	8	200	

1st - FG %:	10-18	55.6%	2nd:	7-12	58.3%	3rd:	4-12	33.3%	4th:	4-11	36.4%	Game:	25-53	47.2%	Deadball	
3FG %:	4-8	50.0%	2-3	66.7%	1-1	100.0%	0-2	0.0%	7-14	50.0%	Rebounds					
FT %:	3-5	60.0%	5-8	62.5%	14-16	87.5%	5-6	83.3%	27-35	77.1%						

Florida 75 • 10-10, 1-6 SEC

#	Player	Total		3-Ptr		Rebounds			PF	TP	A	TO	Blk	Stl	Min
		FG-FGA	FT-FTA	FG-FGA	FT-FTA	Off	Def	Tot							
01	Williams, Ronni	f 10-18	0-0	11-13	1	2	3	5	31	1	4	0	1	31	
44	Lorenzen, Haley	f 8-14	1-3	0-1	6	5	11	4	17	1	0	3	0	29	
00	Washington, Delicia	g 2-16	0-1	0-0	4	3	7	4	4	2	3	0	1	27	
11	Anderson, Dyandria	g 4-5	0-0	0-0	2	3	5	1	8	5	6	0	3	37	
22	Morang, Sydney	g 1-6	0-5	0-1	1	2	3	5	2	1	0	1	0	30	
05	Portakal, Elif	g 0-2	0-1	0-0	0	0	0	1	0	2	2	0	0	8	
15	Searcy, Sydney	g 0-1	0-0	0-0	0	1	1	2	0	0	0	0	0	9	
24	Fleming, Tyshara	g 6-7	0-0	1-2	5	5	10	2	13	1	1	1	1	29	
	Team				2	0	2								
	Totals	31-69	1-10	12-17	21	21	42	24	75	13	17	5	6	200	

1st - FG %:	9-21	42.9%	2nd:	7-16	43.8%	3rd:	9-18	50.0%	4th:	6-14	42.9%	Game:	31-69	44.9%	Deadball	
3FG %:	0-4	0.0%	1-3	33.3%	0-2	0.0%	0-2	0.0%	0-1	0.0%	Rebounds					
FT %:	1-1	100.0%	0-0	0.0%	6-10	60.0%	5-6	83.3%	12-17	70.6%						

Officials: Laura C. Morris, Joseph Vaszily, Carla Fountain
Technical fouls: Tennessee-None, Florida-TEAM.
Attendance: 2059

UF #1 R.Williams fouls out at 0:14.4(4), #22 S.Morang at 0:00:6(4)

Score by periods	1st	2nd	3rd	4th	Total
Tennessee	27	21	23	13	84
Florida	19	15	24	17	75

Last FG - UF 4th-02:15, UF 4th-00:16.

Largest lead - UF by 19 3rd-06:28, UF None.
UF led for 39:36, UF led for 00:00. Game was tied for 00:10.

Score tied - 0 times.
Lead changed - 0 times.

Game 20: Tennessee 84, Florida 75

January 26, 2017 * Exactech Arena at the Stephen C. O'Connell Center * Gainesville, Fla.
Senior Ronni Williams scored a game-high 31 points, but the Gator's first-half defense came back to haunt them, as Florida dropped an 84-75 decision to Tennessee.

The Lady Vols used an 18-2 run over a 4:34 span in the first quarter and built a 23-6 lead with 3:03 remaining in the first period. During that march, Florida made just 1-of-8 field goals and committed three turnovers that were immediately converted into easy buckets.

While the Gators were seemingly down, they were certainly not ready to fold and regrouped to score the final nine points of the quarter and trailed just 27-19 after the initial 10 minutes.

Williams scored the first four points of the second quarter and had the Gators within four, 27-23.

Alexa Middleton halted UF's 13-0 run with one of UT's seven three-pointers during the game and began a 7-0 swing for the visitors, who took a double-digit lead.

Haley Lorenzen, who finished with 17 points and a game-high 11 rebounds, canned UF's only three-pointer of the game, but Middleton came right back with one for the Vols, as UT took a 48-34 halftime lead.

Florida outscored Tennessee, 41-36, in the second half and even cut its deficit to eight points with 3:24 remaining and to within six points, 81-75, with 16 seconds remaining, however, the Lady Vols, closed out the game at the free throw line, converting 3-of-4 the rest of the way, capping a solid effort of 27-of-35 from the line during the game.

Worth Noting

- Florida dominating the rebound effort, 42-30, with 21 coming on the offensive end.
- Five of the last six meetings in the series between Florida and Tennessee have been decided by single digits.
- UF is 2-5 in games decided by 10 points or less this season, including 1-3 in SEC games.
- Tennessee hit 27-of-35 free throws; Florida was 12-17 from the line
- Florida converted six more field goals, but UT hit six more three-pointers

Spotlight on Senior Ronni Williams

- Scored a game-high 31 points (10-18 FG, 11-13 FT)
- The 31 points are the second-most scored in her career; just three shy of the 34 against Southeastern Louisiana, Dec. 28, 2016
- Moved into 18th place on UF's all-time scoring list, passing the 1,257 points scored by Jennifer George (2009-13)
- Scored at least 20 points for the ninth time this season; 10th time in career
- 16th double-figure scoring game in 20 games this year
- 67th game in double-figure scoring
- Fourth consecutive game in double-figures
- Started the 75th game of her career, 39th straight
- Picked up her fourth personal foul with 7:12 remaining in third quarter; had 20 points (9-15 FG), 3 rebounds at that time
- There have been 18 Gators who have scored 30+ points in a game. Williams became one of only eight who have multiple 30-point games (Merlakai Jones, Tonya Washington, Tammy Jackson, Murriel Page, Vanessa Hayden, Brandi McCain, DeLisha Milton)

Individual Numbers of Note

2016-17 Univ. of Florida
 Florida Combined Team Statistics (as of Jan 26, 2017)
 All games

RECORD:	OVERALL	HOME	AWAY	NEUTRAL
ALL GAMES	10-10	1-4	3-5	6-1
CONFERENCE	1-6	0-4	1-2	0-0
NON-CONFERENCE	9-4	1-0	2-3	6-1

##	Player	gp-gs	Total		3-Point		F-Throw		Rebounds				Other				pts	avg				
			min	avg	fg-fga	fg%	3fg-fga	3fg%	ft-fta	ft%	off	def	tot	avg	pf	dq			a	to	blk	stl
01	Williams,Ronni	20-20	561	28.1	148-261	.567	0-2	.000	69-93	.742	52	98	150	7.5	65	3	51	74	10	25	365	18.3
44	Lorenzen,Haley	20-20	592	29.6	105-211	.498	8-17	.471	29-42	.690	52	83	135	6.8	58	2	27	47	26	27	247	12.4
00	Washington,Delicia	20-19	472	23.6	79-190	.416	5-18	.278	32-59	.542	36	66	102	5.1	64	3	25	62	1	36	195	9.8
24	Fleming,Tyshara	20-7	427	21.4	62-110	.564	0-0	.000	31-54	.574	51	83	134	6.7	61	3	19	32	28	23	155	7.8
11	Anderson,Dyandria	20-20	627	31.4	45-109	.413	7-37	.189	38-57	.667	27	60	87	4.4	43	0	90	68	9	32	135	6.8
23	Copeland,Brooke	19-4	399	21.0	28-90	.311	22-76	.289	7-10	.700	11	29	40	2.1	31	1	21	31	5	12	85	4.5
15	Searcy,Sydney	20-0	336	16.8	28-78	.359	3-25	.120	9-15	.600	8	15	23	1.2	49	3	20	22	2	24	68	3.4
22	Morang,Sydney	16-1	201	12.6	11-49	.224	9-40	.225	3-7	.429	11	17	28	1.8	13	1	10	6	3	6	34	2.1
05	Portakal,Elif	10-0	116	11.6	5-17	.294	2-6	.333	1-4	.250	0	8	8	0.8	6	0	19	19	0	4	13	1.3
Team											43	51	94				10					
Total.....		20	4000		572-1253	.457	68-263	.259	243-372	.653	304	539	843	42.2	408	17	309	401	84	196	1455	72.8
Opponents.....		20	4000		472-1229	.384	130-396	.328	283-404	.700	275	450	725	36.2	369	-	287	367	56	211	1357	67.8

TEAM STATISTICS	UF	OPP	Date	Opponent	Score	Att.	
SCORING	1455	1357	1	11/11/16	vs South Alabama	w 85-33	2003
Points per game	72.8	67.8		11/14/16	at Chattanooga	w 72-61	2427
Scoring margin	+4.9	-	2	11/19/16	vs Temple	w 83-76	540
FIELD GOALS-ATT	572-1253	472-1229		11/22/16	at Arkansas State	w 71-60	2366
Field goal pct	.457	.384		11/25/16	at Northwestern	L 68-73	857
3 POINT FG-ATT	68-263	130-396	2	11/30/16	vs Wofford	w 74-51	783
3-point FG pct	.259	.328	3	12/03/16	vs Long Beach State	w 83-53	1428
3-pt FG made per game	3.4	6.5	3	12/04/16	at #24 Arizona State	L 63-69	1773
FREE THROWS-ATT	243-372	283-404		12/08/16	at #7 Florida State	L 58-83	3390
Free throw pct	.653	.700	4	12/11/16	vs N.C. A&T	w 67-38	720
F-Throws made per game	12.2	14.2	5	12/20/16	vs Indiana	L 88-102	829
REBOUNDS	843	725	5	12/21/16	vs Florida A&M	w 78-65	618
Rebounds per game	42.2	36.2		12/28/16	SOUTHEASTERN LA.	w 102-51	2119
Rebounding margin	+5.9	-	*	01/01/17	AUBURN	L 75-82	1720
ASSISTS	309	287	*	01/05/17	at LSU	L 67-78	1802
Assists per game	15.5	14.4	*	01/08/17	#5 SOUTH CAROLINA	L 62-81	2232
TURNOVERS	401	367	*	01/12/17	at #4 Mississippi State	L 49-82	5575
Turnovers per game	20.1	18.4	*	01/15/17	TEXAS A&M	L 59-67	2133
Turnover margin	-1.7	-	*	01/22/17	at Georgia	w 76-68	4181
Assist/turnover ratio	0.8	0.8	*	01/26/17	TENNESSEE	L 75-84	2059
STEALS	196	211					
Steals per game	9.8	10.6					
BLOCKS	84	56					
Blocks per game	4.2	2.8					
ATTENDANCE	10263	29292					
Home games-Avg/Game	5-2053	8-2796					
Neutral site-Avg/Game	-	7-989					

* = SEC game
 1 = Veterans Memorial Arena - Jacksonville, FL
 2 = College of Central Florida's Patriot Gym - Ocala, FL
 3 = Arizona State Classic - Tempe, AZ
 4 = Gulf Coast State College's Harrison Field House - Panama City, FL
 5 = Florida Sunshine Classic - Winter Park, FL

Score by Periods	1st	2nd	3rd	4th	Totals
Florida	349	323	381	402	1455
Opponents	344	324	369	320	1357

2016-17 Univ. of Florida
 Florida Combined Team Statistics (as of Jan 26, 2017)
 Conference games

RECORD:	OVERALL	HOME	AWAY	NEUTRAL
ALL GAMES	1-6	0-4	1-2	0-0
CONFERENCE	1-6	0-4	1-2	0-0
NON-CONFERENCE	0-0	0-0	0-0	0-0

##	Player	gp-gs	min	avg	Total		3-Point		F-Throw		Rebounds				pf	dq	a	to	blk	stl	pts	avg			
					fg-fga	fg%	3fg-fga	3fg%	ft-fta	ft%	off	def	tot	avg											
01	Williams,Ronni	7-7	216	30.9	48-92	.522	0-0	.000	36-50	.720	15	27	42	6.0	28	3	14	33	2	9	132	18.9			
44	Lorenzen,Haley	7-7	224	32.0	33-70	.471	3-6	.500	13-17	.765	25	27	52	7.4	29	1	8	20	7	8	82	11.7			
00	Washington,Delicia	7-7	185	26.4	34-98	.347	2-9	.222	10-16	.625	11	24	35	5.0	24	0	7	27	0	9	80	11.4			
11	Anderson,Dyandria	7-7	249	35.6	19-45	.422	3-11	.273	15-22	.682	14	22	36	5.1	18	0	32	28	2	12	56	8.0			
24	Fleming,Tyshara	7-4	177	25.3	20-38	.526	0-0	.000	11-20	.550	25	27	52	7.4	24	3	6	13	9	12	51	7.3			
23	Copeland,Brooke	6-2	154	25.7	10-34	.294	8-30	.267	4-6	.667	5	10	15	2.5	16	1	9	12	1	3	32	5.3			
22	Morang,Sydney	7-1	104	14.9	6-24	.250	5-22	.227	2-5	.400	3	5	8	1.1	10	1	3	0	2	1	19	2.7			
05	Portakal,Elif	2-0	15	7.5	1-3	.333	0-1	.000	1-2	.500	0	1	1	0.5	2	0	2	2	0	0	3	1.5			
15	Searcy,Sydney	7-0	76	10.9	4-16	.250	0-3	.000	0-0	.000	2	2	4	0.6	10	0	2	4	0	0	8	1.1			
Team											15	15	30												6
Total.....		7	1400		175-420	.417	21-82	.256	92-138	.667	115	160	275	39.3	161	9	83	145	23	54	463	66.1			
Opponents.....		7	1400		187-417	.448	44-117	.376	124-172	.721	90	160	250	35.7	135	-	107	104	23	81	542	77.4			

TEAM STATISTICS	UF	OPP	Date	Opponent	Score	Att.
SCORING	463	542	* 01/01/17	AUBURN	L 75-82	1720
Points per game	66.1	77.4	* 01/05/17	at LSU	L 67-78	1802
Scoring margin	-11.3	-	* 01/08/17	#5 SOUTH CAROLINA	L 62-81	2232
FIELD GOALS-ATT	175-420	187-417	* 01/12/17	at #4 Mississippi State	L 49-82	5575
Field goal pct	.417	.448	* 01/15/17	TEXAS A&M	L 59-67	2133
3 POINT FG-ATT	21-82	44-117	* 01/22/17	at Georgia	w 76-68	4181
3-point FG pct	.256	.376	* 01/26/17	TENNESSEE	L 75-84	2059
3-pt FG made per game	3.0	6.3	* = SEC game			
FREE THROWS-ATT	92-138	124-172	1 = Veterans Memorial Arena - Jacksonville, FL			
Free throw pct	.667	.721	2 = College of Central Florida's Patriot Gym - Ocala, FL			
F-Throws made per game	13.1	17.7	3 = Arizona State Classic - Tempe, AZ			
REBOUNDS	275	250	4 = Gulf Coast State College's Harrison Field House - Panama City, FL			
Rebounds per game	39.3	35.7	5 = Florida Sunshine Classic - Winter Park, FL			
Rebounding margin	+3.6	-				
ASSISTS	83	107				
Assists per game	11.9	15.3				
TURNOVERS	145	104				
Turnovers per game	20.7	14.9				
Turnover margin	-5.9	-				
Assist/turnover ratio	0.6	1.0				
STEALS	54	81				
Steals per game	7.7	11.6				
BLOCKS	23	23				
Blocks per game	3.3	3.3				
ATTENDANCE	8144	11558				
Home games-Avg/Game	4-2036	3-3853				
Neutral site-Avg/Game	-	0-0				

Score by Periods	1st	2nd	3rd	4th	Totals
Florida	112	100	122	129	463
Opponents	150	133	135	124	542

2016-17 Univ. of Florida
 Florida Team Game-by-Game Comparison (as of Jan 26, 2017)
 All games

Opponent	1st	2nd	Score	Mar	Total FG	FG Pct	3-Pointers	3FG Pct	Free Throws	FT Pct	Rebounds	Assist	T/Over	Block	Steal	Fouls
South Alabama	37/15	48/18	85-33	+52	38-71/10-51	.535/.196	3-16/4-13	.188/.308	6-8/9-12	.750/.750	47/31 +16	23/4	21/32	6/3	20/9	20/14
Chattanooga	35/28	37/33	72-61	+11	31-65/21-54	.477/.389	4-12/7-22	.333/.318	6-10/12-13	.600/.923	46/26 +20	16/14	17/16	2/3	9/10	11/9
Temple	26/30	57/46	83-76	+7	34-73/26-66	.466/.394	3-11/9-28	.273/.321	12-23/15-23	.522/.652	44/43 +1	18/15	12/17	3/5	11/6	20/20
Arkansas State	36/31	35/29	71-60	+11	25-59/20-66	.424/.303	4-15/9-22	.267/.409	17-20/11-16	.850/.688	45/39 +6	15/11	20/17	5/0	9/8	21/18
Northwestern	38/38	30/35	68-73	(5)	28-74/26-59	.378/.441	5-18/5-14	.278/.357	7-10/16-26	.700/.615	44/41 +3	19/19	14/15	3/6	9/10	24/12
Wofford	42/20	32/31	74-51	+23	32-60/22-68	.533/.324	4-13/3-15	.308/.200	6-8/4-5	.750/.800	43/34 +9	23/11	23/19	8/2	8/11	15/13
Long Beach State	38/26	45/27	83-53	+30	37-68/17-64	.544/.266	3-13/10-29	.231/.345	6-11/9-20	.545/.450	55/35 +20	30/12	16/13	10/3	7/6	19/16
#24 Arizona State	30/30	33/39	63-69	(6)	25-50/27-67	.500/.403	4-12/4-15	.333/.267	9-14/11-24	.643/.458	36/40 (4)	12/21	25/15	4/4	8/12	25/15
#7 Florida State	29/39	29/44	58-83	(25)	24-59/27-67	.407/.403	3-11/6-18	.273/.333	7-14/23-32	.500/.719	35/45 (10)	10/16	27/18	2/1	6/18	24/18
N.C. A&T	23/20	44/18	67-38	+29	24-58/15-66	.414/.227	3-16/6-28	.188/.214	16-22/2-6	.727/.333	54/38 +16	13/9	20/19	5/0	11/10	10/18
Indiana	32/57	56/45	88-102	(14)	33-63/31-64	.524/.484	5-13/10-25	.385/.400	17-33/30-32	.515/.938	34/34 -	12/22	16/13	6/3	5/8	24/27
Florida A&M	39/30	39/35	78-65	+13	31-66/23-64	.470/.359	4-17/6-22	.235/.273	12-18/13-15	.667/.867	38/40 (2)	18/14	29/36	2/3	20/15	21/22
SOUTHEASTERN LA.	55/21	47/30	102-51	+51	35-67/20-56	.522/.357	2-14/7-28	.143/.250	30-43/4-8	.698/.500	47/29 +18	17/12	16/33	5/0	19/7	13/32
AUBURN	34/36	41/46	75-82	(7)	27-54/27-65	.500/.415	3-14/11-21	.214/.524	18-27/17-30	.667/.567	38/34 +4	12/16	26/13	2/1	6/13	27/22
LSU	27/36	40/42	67-78	(11)	25-65/29-57	.385/.509	3-8/2-8	.375/.250	14-20/18-26	.700/.692	51/24 +27	13/16	28/17	3/0	12/23	23/19
#5 SOUTH CAROLINA	24/47	38/34	62-81	(19)	23-63/30-69	.365/.435	4-10/6-18	.400/.333	12-20/15-23	.600/.652	42/48 (6)	11/10	22/14	2/6	6/13	22/22
#4 Mississippi State	22/48	27/34	49-82	(33)	16-41/32-69	.390/.464	4-8/5-21	.500/.238	13-19/13-17	.684/.765	31/36 (5)	9/22	27/10	4/4	4/10	25/21
TEXAS A&M	36/35	23/32	59-67	(8)	27-62/23-49	.435/.469	2-16/9-15	.125/.600	3-5/12-14	.600/.857	29/35 (6)	13/17	11/18	5/3	8/8	14/11
Georgia	35/33	41/35	76-68	+8	26-66/21-55	.394/.382	4-16/4-20	.250/.200	20-30/22-27	.667/.815	42/43 (1)	12/14	14/18	2/7	12/6	26/26
TENNESSEE	34/48	41/36	75-84	(9)	31-69/25-53	.449/.472	1-10/7-14	.100/.500	12-17/27-35	.706/.771	42/30 +12	13/12	17/14	5/2	6/8	24/14

Note: Game totals are displayed in the format TEAM/OPPONENT for each category

2016-17 Univ. of Florida
 Florida Team Game-by-Game (as of Jan 27, 2017)
 All games

TEAM STATISTICS

Opponent	Date	Score	W	Total		3-Pointers		Free throws		Rebounds				pf	a	t/o	blk	stl	pts	avg
				fg-fga	pct	3fg-fga	pct	ft-fta	pct	off	def	tot	avg							
vs South Alabama	11/11/16	85-33	W	38-71	.535	3-16	.188	6-8	.750	16	31	47	47.0	20	23	21	6	20	85	85.0
at Chattanooga	11/14/16	72-61	W	31-65	.477	4-12	.333	6-10	.600	18	28	46	46.5	11	16	17	2	9	72	78.5
vs Temple	11/19/16	83-76	W	34-73	.466	3-11	.273	12-23	.522	14	30	44	45.7	20	18	12	3	11	83	80.0
at Arkansas State	11/22/16	71-60	W	25-59	.424	4-15	.267	17-20	.850	17	28	45	45.5	21	15	20	5	9	71	77.8
at Northwestern	11/25/16	68-73	L	28-74	.378	5-18	.278	7-10	.700	22	22	44	45.2	24	19	14	3	9	68	75.8
vs Wofford	11/30/16	74-51	W	32-60	.533	4-13	.308	6-8	.750	10	33	43	44.8	15	23	23	8	8	74	75.5
vs Long Beach State	12/03/16	83-53	W	37-68	.544	3-13	.231	6-11	.545	17	38	55	46.3	19	30	16	10	7	83	76.6
at #24 Arizona State	12/04/16	63-69	L	25-50	.500	4-12	.333	9-14	.643	6	30	36	45.0	25	12	25	4	8	63	74.9
at #7 Florida State	12/08/16	58-83	L	24-59	.407	3-11	.273	7-14	.500	9	26	35	43.9	24	10	27	2	6	58	73.0
vs N.C. A&T	12/11/16	67-38	W	24-58	.414	3-16	.188	16-22	.727	14	40	54	44.9	10	13	20	5	11	67	72.4
vs Indiana	12/20/16	88-102	L	33-63	.524	5-13	.385	17-33	.515	12	22	34	43.9	24	12	16	6	5	88	73.8
vs Florida A&M	12/21/16	78-65	W	31-66	.470	4-17	.235	12-18	.667	16	22	38	43.4	21	18	29	2	20	78	74.2
SOUTHEASTERN LA.	12/28/16	102-51	W	35-67	.522	2-14	.143	30-43	.698	18	29	47	43.7	13	17	16	5	19	102	76.3
AUBURN	01/01/17	75-82	L	27-54	.500	3-14	.214	18-27	.667	14	24	38	43.3	27	12	26	2	6	75	76.2
at LSU	01/05/17	67-78	L	25-65	.385	3-8	.375	14-20	.700	27	24	51	43.8	23	13	28	3	12	67	75.6
#5 SOUTH CAROLINA	01/08/17	62-81	L	23-63	.365	4-10	.400	12-20	.600	15	27	42	43.7	22	11	22	2	6	62	74.8
at #4 Mississippi State	01/12/17	49-82	L	16-41	.390	4-8	.500	13-19	.684	10	21	31	42.9	25	9	27	4	4	49	73.2
TEXAS A&M	01/15/17	59-67	L	27-62	.435	2-16	.125	3-5	.600	11	18	29	42.2	14	13	11	5	8	59	72.4
at Georgia	01/22/17	76-68	W	26-66	.394	4-16	.250	20-30	.667	17	25	42	42.2	26	12	14	2	12	76	72.6
TENNESSEE	01/26/17	75-84	L	31-69	.449	1-10	.100	12-17	.706	21	21	42	42.2	24	13	17	5	6	75	72.8
Florida		1455		572-1253	.457	68-263	.259	243-372	.653	304	539	843	42.2	408	309	401	84	196	1455	72.8
Opponents		1357		472-1229	.384	130-396	.328	283-404	.700	275	450	725	36.2	369	287	367	56	211	1357	67.8

Games played: 20
 Points/game: 72.8
 FG Pct: 45.7
 3FG Pct: 25.9
 FT Pct: 65.3

Rebounds/game: 42.2
 Assists/game: 15.5
 Turnovers/game: 20.1
 Assist/turnover ratio: 0.8
 Steals/game: 9.8
 Blocks/game: 4.2

2016-17 Univ. of Florida
 Florida Opponent Game-by-Game (as of Jan 27, 2017)
 All games

OPPONENT STATISTICS

Opponent	Date	Score		Total		3-Pointers		Free throws		Rebounds				pf	a	t/o	blk	stl	pts	avg
				fg-fga	pct	3fg-fga	pct	ft-fta	pct	off	def	tot	avg							
vs South Alabama	11/11/16	85-33	W	10-51	.196	4-13	.308	9-12	.750	12	19	31	31.0	14	4	32	3	9	33	33.0
at Chattanooga	11/14/16	72-61	W	21-54	.389	7-22	.318	12-13	.923	6	20	26	28.5	9	14	16	3	10	61	47.0
vs Temple	11/19/16	83-76	W	26-66	.394	9-28	.321	15-23	.652	12	31	43	33.3	20	15	17	5	6	76	56.7
at Arkansas State	11/22/16	71-60	W	20-66	.303	9-22	.409	11-16	.688	20	19	39	34.8	18	11	17	0	8	60	57.5
at Northwestern	11/25/16	68-73	L	26-59	.441	5-14	.357	16-26	.615	16	25	41	36.0	12	19	15	6	10	73	60.6
vs Wofford	11/30/16	74-51	W	22-68	.324	3-15	.200	4-5	.800	14	20	34	35.7	13	11	19	2	11	51	59.0
vs Long Beach State	12/03/16	83-53	W	17-64	.266	10-29	.345	9-20	.450	18	17	35	35.6	16	12	13	3	6	53	58.1
at #24 Arizona State	12/04/16	63-69	L	27-67	.403	4-15	.267	11-24	.458	19	21	40	36.1	15	21	15	4	12	69	59.5
at #7 Florida State	12/08/16	58-83	L	27-67	.403	6-18	.333	23-32	.719	17	28	45	37.1	18	16	18	1	18	83	62.1
vs N.C. A&T	12/11/16	67-38	W	15-66	.227	6-28	.214	2-6	.333	14	24	38	37.2	18	9	19	0	10	38	59.7
vs Indiana	12/20/16	88-102	L	31-64	.484	10-25	.400	30-32	.938	10	24	34	36.9	27	22	13	3	8	102	63.5
vs Florida A&M	12/21/16	78-65	W	23-64	.359	6-22	.273	13-15	.867	18	22	40	37.2	22	14	36	3	15	65	63.7
SOUTHEASTERN LA.	12/28/16	102-51	W	20-56	.357	7-28	.250	4-8	.500	9	20	29	36.5	32	12	33	0	7	51	62.7
AUBURN	01/01/17	75-82	L	27-65	.415	11-21	.524	17-30	.567	18	16	34	36.4	22	16	13	1	13	82	64.1
at LSU	01/05/17	67-78	L	29-57	.509	2-8	.250	18-26	.692	9	15	24	35.5	19	16	17	0	23	78	65.0
#5 SOUTH CAROLINA	01/08/17	62-81	L	30-69	.435	6-18	.333	15-23	.652	18	30	48	36.3	22	10	14	6	13	81	66.0
at #4 Mississippi State	01/12/17	49-82	L	32-69	.464	5-21	.238	13-17	.765	17	19	36	36.3	21	22	10	4	10	82	66.9
TEXAS A&M	01/15/17	59-67	L	23-49	.469	9-15	.600	12-14	.857	9	26	35	36.2	11	17	18	3	8	67	66.9
at Georgia	01/22/17	76-68	W	21-55	.382	4-20	.200	22-27	.815	11	32	43	36.6	26	14	18	7	6	68	67.0
TENNESSEE	01/26/17	75-84	L	25-53	.472	7-14	.500	27-35	.771	8	22	30	36.2	14	12	14	2	8	84	67.8
Opponents		1357		472-1229	.384	130-396	.328	283-404	.700	275	450	725	36.2	369	287	367	56	211	1357	67.8
Florida		1455		572-1253	.457	68-263	.259	243-372	.653	304	539	843	42.2	408	309	401	84	196	1455	72.8

Games played: 20
 Points/game: 67.8
 FG Pct: 38.4
 3FG Pct: 32.8
 FT Pct: 70.0

Rebounds/game: 36.2
 Assists/game: 14.4
 Turnovers/game: 18.4
 Assist/turnover ratio: 0.8
 Steals/game: 10.6
 Blocks/game: 2.8

2016-17 Univ. of Florida
 Florida Points-Rebounds-Assists (as of Jan 27, 2017)
 All games

Opponent	Date	Score		00	01	05	11	15	22	23
				WASHINGTON	WILLIAMS,R	PORTAKAL,E	ANDERSON,D	SEARCY,SYD	MORANG,SYD	COPELAND,B
vs South Alabama	11/11/16	85-33	w	8-6-2	16-10-1	2-1-5	6-3-6	2-2-2	DNP	8-6-1
at Chattanooga	11/14/16	72-61	w	4-3-1	10-8-2	0-3-3	5-5-6	2-1-2	DNP	4-3-0
vs Temple	11/19/16	83-76	w	10-9-2	18-6-3	0-2-0	8-3-4	2-1-2	DNP	0-0-0
at Arkansas State	11/22/16	71-60	w	11-6-1	8-5-1	0-1-1	6-8-9	2-1-1	DNP	0-0-0
at Northwestern	11/25/16	68-73	L	4-6-2	19-13-1	0-0-2	0-6-4	9-2-1	0-0-0	3-0-0
vs Wofford	11/30/16	74-51	w	2-6-3	26-11-3	3-0-3	1-3-6	2-1-0	0-4-0	5-1-3
vs Long Beach State	12/03/16	83-53	w	11-5-0	18-9-3	5-0-3	7-5-4	9-1-2	3-2-0	0-7-6
at #24 Arizona State	12/04/16	63-69	L	6-3-0	8-6-4	0-0-0	6-3-2	11-1-2	0-0-0	3-1-0
at #7 Florida State	12/08/16	58-83	L	4-5-1	20-5-2	DNP	5-4-0	2-0-1	0-1-0	6-1-0
vs N.C. A&T	12/11/16	67-38	w	10-4-0	9-10-4	DNP	8-5-4	8-0-1	3-6-2	13-4-0
vs Indiana	12/20/16	88-102	L	31-7-2	22-5-6	DNP	3-2-2	2-1-0	0-2-0	3-1-2
vs Florida A&M	12/21/16	78-65	w	0-4-1	25-8-4	DNP	13-1-7	0-5-2	6-2-2	3-0-0
SOUTHEASTERN LA.	12/28/16	102-51	w	14-3-3	34-12-3	DNP	11-3-4	9-3-2	3-3-3	5-1-0
AUBURN	01/01/17	75-82	L	17-4-1	24-7-4	DNP	2-4-5	0-1-0	1-0-1	7-2-0
at LSU	01/05/17	67-78	L	4-6-2	22-10-1	DNP	4-6-3	4-0-1	0-0-0	9-1-3
#5 SOUTH CAROLINA	01/08/17	62-81	L	18-7-1	6-5-3	DNP	9-6-4	2-1-0	3-0-0	7-5-1
at #4 Mississippi State	01/12/17	49-82	L	17-6-0	11-4-1	DNP	8-3-3	0-0-0	4-3-0	0-0-2
TEXAS A&M	01/15/17	59-67	L	6-2-1	22-6-3	DNP	12-6-8	2-1-0	6-0-0	0-2-0
at Georgia	01/22/17	76-68	w	14-3-0	16-7-1	3-1-0	13-6-4	0-0-1	3-2-1	9-5-3
TENNESSEE	01/26/17	75-84	L	4-7-2	31-3-1	0-0-2	8-5-5	0-1-0	2-3-1	DNP

Opponent	Date	Score		24	44
				FLEMING,TY	LORENZEN,H
vs South Alabama	11/11/16	85-33	w	11-4-0	16-5-1
at Chattanooga	11/14/16	72-61	w	2-3-0	16-5-1
vs Temple	11/19/16	83-76	w	5-5-1	19-7-2
at Arkansas State	11/22/16	71-60	w	10-9-0	11-6-1
at Northwestern	11/25/16	68-73	L	5-2-1	13-7-3
vs Wofford	11/30/16	74-51	w	5-8-1	10-4-3
vs Long Beach State	12/03/16	83-53	w	11-11-4	12-6-3
at #24 Arizona State	12/04/16	63-69	L	2-5-1	9-9-2
at #7 Florida State	12/08/16	58-83	L	6-2-0	6-7-2
vs N.C. A&T	12/11/16	67-38	w	8-8-1	8-10-1
vs Indiana	12/20/16	88-102	L	13-9-0	14-0-0
vs Florida A&M	12/21/16	78-65	w	15-8-2	16-7-0
SOUTHEASTERN LA.	12/28/16	102-51	w	11-8-2	15-10-0
AUBURN	01/01/17	75-82	L	13-9-1	11-7-0
at LSU	01/05/17	67-78	L	6-13-0	18-12-3
#5 SOUTH CAROLINA	01/08/17	62-81	L	2-8-1	15-5-1
at #4 Mississippi State	01/12/17	49-82	L	6-6-1	3-4-2
TEXAS A&M	01/15/17	59-67	L	4-3-1	7-3-0
at Georgia	01/22/17	76-68	w	7-3-1	11-10-1
TENNESSEE	01/26/17	75-84	L	13-10-1	17-11-1

2016-17 Univ. of Florida
 Florida Individual Game-by-Game (as of Jan 26, 2017)
 All games

#00 Washington, Delicia

Opponent	Date	gs	min	Total		3-Pointers		Free throws		Rebounds				pf	a	t/o	blk	stl	pts	avg	
				fg-fga	pct	3fg-fga	pct	ft-fa	pct	off	def	tot	avg								
vs South Alabama	11/11/16	*	20	4-6	.667	0-0	.000	0-0	.000	1	5	6	6.0	2	2	3	0	4	8	8.0	
at Chattanooga	11/14/16	*	21	2-4	.500	0-1	.000	0-0	.000	1	2	3	4.5	1	1	5	0	2	4	6.0	
vs Temple	11/19/16	*	21	5-9	.556	0-0	.000	0-4	.000	4	5	9	6.0	5	2	2	0	3	10	7.3	
at Arkansas State	11/22/16	*	31	3-8	.375	1-2	.500	4-4	1.000	2	4	6	6.0	2	1	4	0	2	11	8.3	
at Northwestern	11/25/16	*	17	1-5	.200	0-0	.000	2-2	1.000	4	2	6	6.0	4	2	1	0	0	4	7.4	
vs Wofford	11/30/16	*	25	1-3	.333	0-0	.000	0-1	.000	2	4	6	6.0	1	3	4	0	1	2	6.5	
vs Long Beach State	12/03/16	*	23	5-7	.714	0-2	.000	1-2	.500	2	3	5	5.9	3	0	1	1	1	11	7.1	
at #24 Arizona State	12/04/16	*	18	3-5	.600	0-1	.000	0-0	.000	0	3	3	5.5	5	0	3	0	0	6	7.0	
at #7 Florida State	12/08/16	*	12	2-6	.333	0-0	.000	0-2	.000	2	3	5	5.4	5	1	0	0	1	4	6.7	
vs N.C. A&T	12/11/16	*	18	4-6	.667	0-0	.000	2-3	.667	0	4	4	5.3	2	0	4	0	1	10	7.0	
vs Indiana	12/20/16	*	33	11-22	.500	2-2	1.000	7-16	.438	3	4	7	5.5	4	2	2	0	2	31	9.2	
vs Florida A&M	12/21/16	*	20	0-4	.000	0-0	.000	0-0	.000	2	2	4	5.3	4	1	3	0	4	0	8.4	
SOUTHEASTERN LA.	12/28/16	*	28	4-7	.571	0-1	.000	6-9	.667	2	1	3	5.2	2	3	3	0	6	14	8.8	
AUBURN	01/01/17	*	22	6-9	.667	1-3	.333	4-6	.667	1	3	4	5.1	4	1	5	0	1	17	9.4	
at LSU	01/05/17	*	29	2-13	.154	0-1	.000	0-0	.000	2	4	6	5.1	4	2	4	0	3	4	9.1	
#5 SOUTH CAROLINA	01/08/17	*	28	8-21	.381	0-1	.000	2-2	1.000	2	5	7	5.3	4	1	5	0	3	18	9.6	
at #4 Mississippi State	01/12/17	*	35	7-13	.538	1-1	1.000	2-3	.667	1	5	6	5.3	4	0	5	0	0	17	10.1	
TEXAS A&M	01/15/17	*	21	3-8	.375	0-1	.000	0-0	.000	0	2	2	5.1	0	1	3	0	1	6	9.8	
at Georgia	01/22/17	*	23	6-18	.333	0-1	.000	2-5	.400	1	2	3	5.0	4	0	2	0	0	14	10.1	
TENNESSEE	01/26/17	*	27	2-16	.125	0-1	.000	0-0	.000	4	3	7	5.1	4	2	3	0	1	4	9.8	
Totals			19	472	79-190	.416	5-18	.278	32-59	.542	36	66	102	5.1	64	25	62	1	36	195	9.8

Games played: 20
 Minutes/game: 23.6
 Points/game: 9.8
 FG Pct: 41.6
 3FG Pct: 27.8
 FT Pct: 54.2

Rebounds/game: 5.1
 Assists/game: 1.3
 Turnovers/game: 3.1
 Assist/turnover ratio: 0.4
 Steals/game: 1.8
 Blocks/game: 0.1

2016-17 Univ. of Florida
 Florida Individual Game-by-Game (as of Jan 26, 2017)
 All games

#01 Williams, Ronni

Opponent	Date	gs	min	Total		3-Pointers		Free throws		Rebounds				pf	a	t/o	blk	stl	pts	avg	
				fg-fga	pct	3fg-fga	pct	ft-fa	pct	off	def	tot	avg								
vs South Alabama	11/11/16	*	23	8-10	.800	0-0	.000	0-0	.000	3	7	10	10.0	2	1	2	0	1	16	16.0	
at Chattanooga	11/14/16	*	29	4-10	.400	0-0	.000	2-2	1.000	2	6	8	9.0	3	2	1	1	1	10	13.0	
vs Temple	11/19/16	*	22	7-13	.538	0-0	.000	4-6	.667	1	5	6	8.0	4	3	2	0	2	18	14.7	
at Arkansas State	11/22/16	*	25	3-9	.333	0-0	.000	2-2	1.000	3	2	5	7.3	4	1	4	0	2	8	13.0	
at Northwestern	11/25/16	*	31	9-20	.450	0-0	.000	1-2	.500	6	7	13	8.4	3	1	2	1	0	19	14.2	
vs Wofford	11/30/16	*	22	12-16	.750	0-0	.000	2-2	1.000	2	9	11	8.8	1	3	0	1	0	26	16.2	
vs Long Beach State	12/03/16	*	23	9-15	.600	0-0	.000	0-0	.000	5	4	9	8.9	3	3	1	2	1	18	16.4	
at #24 Arizona State	12/04/16	*	20	4-12	.333	0-0	.000	0-0	.000	1	5	6	8.5	4	4	3	0	3	8	15.4	
at #7 Florida State	12/08/16	*	28	8-13	.615	0-0	.000	4-6	.667	1	4	5	8.1	4	2	6	0	0	20	15.9	
vs N.C. A&T	12/11/16	*	31	3-6	.500	0-0	.000	3-3	1.000	2	8	10	8.3	1	4	8	0	1	9	15.2	
vs Indiana	12/20/16	*	36	9-13	.692	0-1	.000	4-7	.571	1	4	5	8.0	3	6	5	1	0	22	15.8	
vs Florida A&M	12/21/16	*	29	10-16	.625	0-1	.000	5-6	.833	5	3	8	8.0	3	4	7	0	3	25	16.6	
SOUTHEASTERN LA.	12/28/16	*	26	14-16	.875	0-0	.000	6-7	.857	5	7	12	8.3	2	3	0	2	2	34	17.9	
AUBURN	01/01/17	*	35	10-13	.769	0-0	.000	4-9	.444	2	5	7	8.2	5	4	7	0	0	24	18.4	
at LSU	01/05/17	*	32	8-17	.471	0-0	.000	6-7	.857	6	4	10	8.3	4	1	5	1	2	22	18.6	
#5 SOUTH CAROLINA	01/08/17	*	25	2-11	.182	0-0	.000	2-4	.500	1	4	5	8.1	5	3	5	0	1	6	17.8	
at #4 Mississippi State	01/12/17	*	27	3-6	.500	0-0	.000	5-8	.625	1	3	4	7.9	4	1	8	0	2	11	17.4	
TEXAS A&M	01/15/17	*	35	11-19	.579	0-0	.000	0-0	.000	1	5	6	7.8	3	3	0	1	2	22	17.7	
at Georgia	01/22/17	*	31	4-8	.500	0-0	.000	8-9	.889	3	4	7	7.7	2	1	4	0	1	16	17.6	
TENNESSEE	01/26/17	*	31	10-18	.556	0-0	.000	11-13	.846	1	2	3	7.5	5	1	4	0	1	31	18.3	
Totals			20	561	148-261	.567	0-2	.000	69-93	.742	52	98	150	7.5	65	51	74	10	25	365	18.3

Games played: 20
 Minutes/game: 28.1
 Points/game: 18.3
 FG Pct: 56.7
 3FG Pct: 0.0
 FT Pct: 74.2

Rebounds/game: 7.5
 Assists/game: 2.6
 Turnovers/game: 3.7
 Assist/turnover ratio: 0.7
 Steals/game: 1.3
 Blocks/game: 0.5

2016-17 Univ. of Florida
 Florida Individual Game-by-Game (as of Jan 26, 2017)
 All games

#05 Portakal, Elif

Opponent	Date	gs	min	Total		3-Pointers		Free throws		Rebounds				pf	a	t/o	blk	stl	pts	avg
				fg-fga	pct	3fg-fga	pct	ft-fta	pct	off	def	tot	avg							
vs South Alabama	11/11/16		24	1-2	.500	0-0	.000	0-0	.000	0	1	1	1.0	0	5	3	0	1	2	2.0
at Chattanooga	11/14/16		14	0-0	.000	0-0	.000	0-0	.000	0	3	3	2.0	0	3	1	0	0	0	1.0
vs Temple	11/19/16		4	0-1	.000	0-0	.000	0-0	.000	0	2	2	2.0	0	0	1	0	0	0	0.7
at Arkansas State	11/22/16		6	0-1	.000	0-0	.000	0-2	.000	0	1	1	1.8	1	1	4	0	0	0	0.5
at Northwestern	11/25/16		6	0-2	.000	0-1	.000	0-0	.000	0	0	0	1.4	0	2	1	0	0	0	0.4
vs Wofford	11/30/16		23	1-6	.167	1-3	.333	0-0	.000	0	0	0	1.2	2	3	3	0	2	3	0.8
vs Long Beach State	12/03/16		18	2-2	1.000	1-1	1.000	0-0	.000	0	0	0	1.0	1	3	3	0	0	5	1.4
at #24 Arizona State	12/04/16		6	0-0	.000	0-0	.000	0-0	.000	0	0	0	0.9	0	0	1	0	1	0	1.3
at #7 Florida State	12/08/16		dnp	-	-	-	-	-	-	-	-	-	-	-	-	-	-	-	-	-
vs N.C. A&T	12/11/16		dnp	-	-	-	-	-	-	-	-	-	-	-	-	-	-	-	-	-
vs Indiana	12/20/16		dnp	-	-	-	-	-	-	-	-	-	-	-	-	-	-	-	-	-
vs Florida A&M	12/21/16		dnp	-	-	-	-	-	-	-	-	-	-	-	-	-	-	-	-	-
SOUTHEASTERN LA.	12/28/16		dnp	-	-	-	-	-	-	-	-	-	-	-	-	-	-	-	-	-
AUBURN	01/01/17		dnp	-	-	-	-	-	-	-	-	-	-	-	-	-	-	-	-	-
at LSU	01/05/17		dnp	-	-	-	-	-	-	-	-	-	-	-	-	-	-	-	-	-
#5 SOUTH CAROLINA	01/08/17		dnp	-	-	-	-	-	-	-	-	-	-	-	-	-	-	-	-	-
at #4 Mississippi State	01/12/17		dnp	-	-	-	-	-	-	-	-	-	-	-	-	-	-	-	-	-
TEXAS A&M	01/15/17		dnp	-	-	-	-	-	-	-	-	-	-	-	-	-	-	-	-	-
at Georgia	01/22/17		7	1-1	1.000	0-0	.000	1-2	.500	0	1	1	0.9	1	0	0	0	0	3	1.4
TENNESSEE	01/26/17		8	0-2	.000	0-1	.000	0-0	.000	0	0	0	0.8	1	2	2	0	0	0	1.3
Totals		0	116	5-17	.294	2-6	.333	1-4	.250	0	8	8	0.8	6	19	19	0	4	13	1.3

Games played: 10
 Minutes/game: 11.6
 Points/game: 1.3
 FG Pct: 29.4
 3FG Pct: 33.3
 FT Pct: 25.0

Rebounds/game: 0.8
 Assists/game: 1.9
 Turnovers/game: 1.9
 Assist/turnover ratio: 1.0
 Steals/game: 0.4

2016-17 Univ. of Florida
 Florida Individual Game-by-Game (as of Jan 26, 2017)
 All games

#11 Anderson, Dyandria

Opponent	Date	gs	min	Total		3-Pointers		Free throws		Rebounds				pf	a	t/o	blk	stl	pts	avg	
				fg-fga	pct	3fg-fga	pct	ft-fta	pct	off	def	tot	avg								
vs South Alabama	11/11/16	*	24	3-7	.429	0-3	.000	0-0	.000	1	2	3	3.0	4	6	2	0	6	6	6.0	
at Chattanooga	11/14/16	*	27	1-2	.500	1-2	.500	2-4	.500	2	3	5	4.0	2	6	2	0	0	5	5.5	
vs Temple	11/19/16	*	37	3-5	.600	0-1	.000	2-4	.500	1	2	3	3.7	2	4	4	1	1	8	6.3	
at Arkansas State	11/22/16	*	36	1-3	.333	0-2	.000	4-4	1.000	3	5	8	4.8	2	9	3	1	0	6	6.3	
at Northwestern	11/25/16	*	34	0-3	.000	0-2	.000	0-0	.000	1	5	6	5.0	1	4	1	0	2	0	5.0	
vs Wofford	11/30/16	*	16	0-0	.000	0-0	.000	1-2	.500	0	3	3	4.7	2	6	3	0	0	1	4.3	
vs Long Beach State	12/03/16	*	23	2-4	.500	0-2	.000	3-5	.600	0	5	5	4.7	1	4	3	1	1	7	4.7	
at #24 Arizona State	12/04/16	*	34	2-7	.286	1-3	.333	1-2	.500	1	2	3	4.5	2	2	5	0	0	6	4.9	
at #7 Florida State	12/08/16	*	34	2-4	.500	1-2	.500	0-0	.000	1	3	4	4.4	2	0	6	1	2	5	4.9	
vs N.C. A&T	12/11/16	*	33	2-8	.250	0-3	.000	4-6	.667	2	3	5	4.5	1	4	2	1	3	8	5.2	
vs Indiana	12/20/16	*	23	1-2	.500	0-1	.000	1-2	.500	0	2	2	4.3	4	2	3	1	0	3	5.0	
vs Florida A&M	12/21/16	*	33	5-10	.500	1-4	.250	2-2	1.000	1	0	1	4.0	2	7	5	0	3	13	5.7	
SOUTHEASTERN LA.	12/28/16	*	24	4-9	.444	0-1	.000	3-4	.750	0	3	3	3.9	0	4	1	1	2	11	6.1	
AUBURN	01/01/17	*	36	1-4	.250	0-2	.000	0-0	.000	0	4	4	3.9	4	5	5	0	1	2	5.8	
at LSU	01/05/17	*	36	1-3	.333	0-0	.000	2-4	.500	1	5	6	4.1	4	3	4	1	3	4	5.7	
#5 SOUTH CAROLINA	01/08/17	*	35	2-7	.286	1-2	.500	4-6	.667	3	3	6	4.2	1	4	4	1	1	9	5.9	
at #4 Mississippi State	01/12/17	*	32	2-6	.333	2-2	1.000	2-2	1.000	0	3	3	4.1	3	3	5	0	1	8	6.0	
TEXAS A&M	01/15/17	*	39	5-11	.455	0-4	.000	2-2	1.000	4	2	6	4.2	1	8	3	0	1	12	6.3	
at Georgia	01/22/17	*	34	4-9	.444	0-1	.000	5-8	.625	4	2	6	4.3	4	4	1	0	2	13	6.7	
TENNESSEE	01/26/17	*	37	4-5	.800	0-0	.000	0-0	.000	2	3	5	4.4	1	5	6	0	3	8	6.8	
Totals			20	627	45-109	.413	7-37	.189	38-57	.667	27	60	87	4.4	43	90	68	9	32	135	6.8

Games played: 20
 Minutes/game: 31.4
 Points/game: 6.8
 FG Pct: 41.3
 3FG Pct: 18.9
 FT Pct: 66.7

Rebounds/game: 4.4
 Assists/game: 4.5
 Turnovers/game: 3.4
 Assist/turnover ratio: 1.3
 Steals/game: 1.6
 Blocks/game: 0.5

2016-17 Univ. of Florida
 Florida Individual Game-by-Game (as of Jan 26, 2017)
 All games

#15 Searcy, Sydney

Opponent	Date	gs	min	Total		3-Pointers		Free throws		Rebounds				pf	a	t/o	blk	stl	pts	avg
				fg-fga	pct	3fg-fga	pct	ft-fa	pct	off	def	tot	avg							
vs South Alabama	11/11/16		19	1-5	.200	0-1	.000	0-0	.000	1	1	2	2.0	4	2	2	1	2	2	2.0
at Chattanooga	11/14/16		16	1-2	.500	0-0	.000	0-0	.000	0	1	1	1.5	0	2	0	0	3	2	2.0
vs Temple	11/19/16		23	1-4	.250	0-1	.000	0-0	.000	0	1	1	1.3	2	2	0	0	3	2	2.0
at Arkansas State	11/22/16		22	1-5	.200	0-3	.000	0-0	.000	0	1	1	1.3	3	1	0	1	2	2	2.0
at Northwestern	11/25/16		22	3-8	.375	2-4	.500	1-2	.500	2	0	2	1.4	5	1	0	0	3	9	3.4
vs Wofford	11/30/16		17	1-5	.200	0-3	.000	0-0	.000	0	1	1	1.3	4	0	1	0	1	2	3.2
vs Long Beach State	12/03/16		21	4-6	.667	0-1	.000	1-2	.500	0	1	1	1.3	4	2	1	0	1	9	4.0
at #24 Arizona State	12/04/16		26	4-4	1.000	1-1	1.000	2-4	.500	0	1	1	1.3	1	2	3	0	2	11	4.9
at #7 Florida State	12/08/16		16	1-2	.500	0-1	.000	0-0	.000	0	0	0	1.1	4	1	3	0	1	2	4.6
vs N.C. A&T	12/11/16		24	3-8	.375	0-3	.000	2-2	1.000	0	0	0	1.0	0	1	1	0	2	8	4.9
vs Indiana	12/20/16		15	1-2	.500	0-1	.000	0-0	.000	0	1	1	1.0	5	0	2	0	0	2	4.6
vs Florida A&M	12/21/16		16	0-4	.000	0-2	.000	0-0	.000	2	3	5	1.3	5	2	1	0	2	0	4.3
SOUTHEASTERN LA.	12/28/16		23	3-7	.429	0-1	.000	3-5	.600	1	2	3	1.5	2	2	4	0	2	9	4.6
AUBURN	01/01/17		12	0-3	.000	0-1	.000	0-0	.000	1	0	1	1.4	2	0	0	0	0	0	4.3
at LSU	01/05/17		12	2-3	.667	0-0	.000	0-0	.000	0	0	0	1.3	2	1	2	0	0	4	4.3
#5 SOUTH CAROLINA	01/08/17		13	1-3	.333	0-1	.000	0-0	.000	1	0	1	1.3	1	0	1	0	0	2	4.1
at #4 Mississippi State	01/12/17		15	0-2	.000	0-0	.000	0-0	.000	0	0	0	1.2	1	0	1	0	0	0	3.9
TEXAS A&M	01/15/17		12	1-3	.333	0-1	.000	0-0	.000	0	1	1	1.2	2	0	0	0	0	2	3.8
at Georgia	01/22/17		3	0-1	.000	0-0	.000	0-0	.000	0	0	0	1.2	0	1	0	0	0	0	3.6
TENNESSEE	01/26/17		9	0-1	.000	0-0	.000	0-0	.000	0	1	1	1.2	2	0	0	0	0	0	3.4
Totals		0	336	28-78	.359	3-25	.120	9-15	.600	8	15	23	1.2	49	20	22	2	24	68	3.4

Games played: 20
 Minutes/game: 16.8
 Points/game: 3.4
 FG Pct: 35.9
 3FG Pct: 12.0
 FT Pct: 60.0

Rebounds/game: 1.2
 Assists/game: 1.0
 Turnovers/game: 1.1
 Assist/turnover ratio: 0.9
 Steals/game: 1.2
 Blocks/game: 0.1

2016-17 Univ. of Florida
 Florida Individual Game-by-Game (as of Jan 26, 2017)
 All games

#22 Morang, Sydney

Opponent	Date	gs	min	Total		3-Pointers		Free throws		Rebounds				pf	a	t/o	blk	stl	pts	avg	
				fg-fga	pct	3fg-fga	pct	ft-fa	pct	off	def	tot	avg								
at Northwestern	11/25/16		3	0-0	.000	0-0	.000	0-0	.000	0	0	0	0.0	0	0	1	0	0	0	0.0	
vs Wofford	11/30/16		10	0-1	.000	0-1	.000	0-0	.000	2	2	4	2.0	0	0	2	1	0	0	0.0	
vs Long Beach State	12/03/16		8	1-3	.333	1-2	.500	0-0	.000	1	1	2	2.0	0	0	0	0	0	3	1.0	
at #24 Arizona State	12/04/16		1	0-0	.000	0-0	.000	0-0	.000	0	0	0	1.5	0	0	0	0	0	0	0.8	
at #7 Florida State	12/08/16		4	0-1	.000	0-0	.000	0-0	.000	0	1	1	1.4	0	0	0	0	0	0	0.6	
vs N.C. A&T	12/11/16		14	1-5	.200	0-3	.000	1-2	.500	3	3	6	2.2	0	2	0	0	0	3	1.0	
vs Indiana	12/20/16		11	0-2	.000	0-1	.000	0-0	.000	0	2	2	2.1	0	0	0	0	0	0	0.9	
vs Florida A&M	12/21/16		22	2-5	.400	2-5	.400	0-0	.000	0	2	2	2.1	2	2	3	0	0	6	1.5	
SOUTHEASTERN LA.	12/28/16		24	1-8	.125	1-6	.167	0-0	.000	2	1	3	2.2	1	3	0	0	5	3	1.7	
AUBURN	01/01/17		5	0-0	.000	0-0	.000	1-2	.500	0	0	0	2.0	0	1	0	0	0	1	1.6	
at LSU	01/05/17		3	0-1	.000	0-1	.000	0-0	.000	0	0	0	1.8	0	0	0	0	0	0	1.5	
#5 SOUTH CAROLINA	01/08/17		13	1-3	.333	1-2	.500	0-0	.000	0	0	0	1.7	2	0	0	0	0	3	1.6	
at #4 Mississippi State	01/12/17		18	1-5	.200	1-5	.200	1-2	.500	2	1	3	1.8	1	0	0	0	0	4	1.8	
TEXAS A&M	01/15/17		19	2-5	.400	2-5	.400	0-0	.000	0	0	0	1.6	0	0	0	0	0	6	2.1	
at Georgia	01/22/17		16	1-4	.250	1-4	.250	0-0	.000	0	2	2	1.7	2	1	0	1	1	3	2.1	
TENNESSEE	01/26/17	*	30	1-6	.167	0-5	.000	0-1	.000	1	2	3	1.8	5	1	0	1	0	2	2.1	
Totals			1	201	11-49	.224	9-40	.225	3-7	.429	11	17	28	1.8	13	10	6	3	6	34	2.1

Games played: 16
 Minutes/game: 12.6
 Points/game: 2.1
 FG Pct: 22.4
 3FG Pct: 22.5
 FT Pct: 42.9

Rebounds/game: 1.8
 Assists/game: 0.6
 Turnovers/game: 0.4
 Assist/turnover ratio: 1.7
 Steals/game: 0.4
 Blocks/game: 0.2

2016-17 Univ. of Florida
 Florida Individual Game-by-Game (as of Jan 26, 2017)
 All games

#23 Copeland, Brooke

Opponent	Date	gs	min	Total		3-Pointers		Free throws		Rebounds				pf	a	t/o	blk	stl	pts	avg
				fg-fga	pct	3fg-fga	pct	ft-fta	pct	off	def	tot	avg							
vs South Alabama	11/11/16		20	3-8	.375	2-7	.286	0-0	.000	1	5	6	6.0	1	1	1	1	0	8	8.0
at Chattanooga	11/14/16		14	1-4	.250	1-3	.333	1-2	.500	2	1	3	4.5	1	0	1	0	0	4	6.0
vs Temple	11/19/16		13	0-3	.000	0-2	.000	0-0	.000	0	0	0	3.0	0	0	0	0	1	0	4.0
at Arkansas State	11/22/16		2	0-0	.000	0-0	.000	0-0	.000	0	0	0	2.3	0	0	0	0	0	0	3.0
at Northwestern	11/25/16		12	1-4	.250	1-4	.250	0-0	.000	0	0	0	1.8	1	0	0	0	0	3	3.0
vs Wofford	11/30/16		22	2-5	.400	1-2	.500	0-0	.000	0	1	1	1.7	1	3	3	0	2	5	3.3
vs Long Beach State	12/03/16		19	0-3	.000	0-2	.000	0-0	.000	2	5	7	2.4	0	6	1	0	0	0	2.9
at #24 Arizona State	12/04/16		18	1-2	.500	1-2	.500	0-0	.000	0	1	1	2.3	3	0	1	1	1	3	2.9
at #7 Florida State	12/08/16		24	2-5	.400	2-5	.400	0-0	.000	0	1	1	2.1	1	0	3	0	1	6	3.2
vs N.C. A&T	12/11/16	*	31	4-8	.500	3-6	.500	2-2	1.000	1	3	4	2.3	2	0	1	1	2	13	4.2
vs Indiana	12/20/16	*	30	1-5	.200	1-5	.200	0-0	.000	0	1	1	2.2	3	2	2	1	0	3	4.1
vs Florida A&M	12/21/16		16	1-4	.250	1-4	.250	0-0	.000	0	0	0	2.0	0	0	4	0	1	3	4.0
SOUTHEASTERN LA.	12/28/16		24	2-5	.400	1-4	.250	0-0	.000	0	1	1	1.9	2	0	2	0	1	5	4.1
AUBURN	01/01/17		23	2-9	.222	1-7	.143	2-2	1.000	2	0	2	1.9	5	0	4	0	0	7	4.3
at LSU	01/05/17		27	3-6	.500	3-6	.500	0-0	.000	0	1	1	1.9	3	3	2	0	0	9	4.6
#5 SOUTH CAROLINA	01/08/17		34	2-5	.400	1-3	.333	2-4	.500	2	3	5	2.1	0	1	1	1	0	7	4.8
at #4 Mississippi State	01/12/17		15	0-0	.000	0-0	.000	0-0	.000	0	0	0	1.9	2	2	2	0	0	0	4.5
TEXAS A&M	01/15/17	*	18	0-5	.000	0-5	.000	0-0	.000	0	2	2	1.9	2	0	2	0	0	0	4.2
at Georgia	01/22/17	*	37	3-9	.333	3-9	.333	0-0	.000	1	4	5	2.1	4	3	1	0	3	9	4.5
TENNESSEE	01/26/17		dnp	-	-	-	-	-	-	-	-	-	-	-	-	-	-	-	-	-
Totals		4	399	28-90	.311	22-76	.289	7-10	.700	11	29	40	2.1	31	21	31	5	12	85	4.5

Games played: 19
 Minutes/game: 21.0
 Points/game: 4.5
 FG Pct: 31.1
 3FG Pct: 28.9
 FT Pct: 70.0

Rebounds/game: 2.1
 Assists/game: 1.1
 Turnovers/game: 1.6
 Assist/turnover ratio: 0.7
 Steals/game: 0.6
 Blocks/game: 0.3

2016-17 Univ. of Florida
 Florida Individual Game-by-Game (as of Jan 26, 2017)
 All games

#24 Fleming, Tyshara

Opponent	Date	gs	min	Total		3-Pointers		Free throws		Rebounds				pf	a	t/o	blk	stl	pts	avg
				fg-fga	pct	3fg-fga	pct	ft-fta	pct	off	def	tot	avg							
vs South Alabama	11/11/16		16	5-5	1.000	0-0	.000	1-1	1.000	1	3	4	4.0	2	0	1	2	0	11	11.0
at Chattanooga	11/14/16		11	1-4	.250	0-0	.000	0-0	.000	2	1	3	3.5	3	0	2	0	1	2	6.5
vs Temple	11/19/16		11	2-3	.667	0-0	.000	1-2	.500	0	5	5	4.0	4	1	0	0	0	5	6.0
at Arkansas State	11/22/16		21	4-6	.667	0-0	.000	2-3	.667	2	7	9	5.3	4	0	0	2	0	10	7.0
at Northwestern	11/25/16		22	2-7	.286	0-0	.000	1-2	.500	2	0	2	4.6	4	1	2	1	4	5	6.6
vs Wofford	11/30/16		18	2-4	.500	0-0	.000	1-1	1.000	3	5	8	5.2	3	1	6	5	0	5	6.3
vs Long Beach State	12/03/16		22	5-9	.556	0-0	.000	1-1	1.000	3	8	11	6.0	1	4	0	5	1	11	7.0
at #24 Arizona State	12/04/16		14	1-1	1.000	0-0	.000	0-0	.000	0	5	5	5.9	4	1	1	1	0	2	6.4
at #7 Florida State	12/08/16		19	3-6	.500	0-0	.000	0-0	.000	0	2	2	5.4	2	0	1	0	0	6	6.3
vs N.C. A&T	12/11/16	*	19	4-5	.800	0-0	.000	0-0	.000	2	6	8	5.7	3	1	2	0	1	8	6.5
vs Indiana	12/20/16		23	4-6	.667	0-0	.000	5-8	.625	4	5	9	6.0	1	0	0	1	1	13	7.1
vs Florida A&M	12/21/16	*	30	6-10	.600	0-0	.000	3-6	.500	4	4	8	6.2	3	2	3	1	2	15	7.8
SOUTHEASTERN LA.	12/28/16	*	24	3-6	.500	0-0	.000	5-10	.500	3	5	8	6.3	3	2	1	1	1	11	8.0
AUBURN	01/01/17	*	33	4-6	.667	0-0	.000	5-6	.833	5	4	9	6.5	3	1	0	2	3	13	8.4
at LSU	01/05/17	*	24	2-8	.250	0-0	.000	2-5	.400	8	5	13	6.9	2	0	4	0	1	6	8.2
#5 SOUTH CAROLINA	01/08/17	*	25	1-4	.250	0-0	.000	0-2	.000	3	5	8	7.0	5	1	2	0	0	2	7.8
at #4 Mississippi State	01/12/17	*	28	2-4	.500	0-0	.000	2-2	1.000	2	4	6	6.9	5	1	3	3	1	6	7.7
TEXAS A&M	01/15/17		22	2-4	.500	0-0	.000	0-1	.000	1	2	3	6.7	2	1	1	3	3	4	7.5
at Georgia	01/22/17		16	3-5	.600	0-0	.000	1-2	.500	1	2	3	6.5	5	1	2	0	3	7	7.5
TENNESSEE	01/26/17		29	6-7	.857	0-0	.000	1-2	.500	5	5	10	6.7	2	1	1	1	1	13	7.8
Totals		7	427	62-110	.564	0-0	.000	31-54	.574	51	83	134	6.7	61	19	32	28	23	155	7.8

Games played: 20
 Minutes/game: 21.4
 Points/game: 7.8
 FG Pct: 56.4
 FT Pct: 57.4

Rebounds/game: 6.7
 Assists/game: 1.0
 Turnovers/game: 1.6
 Assist/turnover ratio: 0.6
 Steals/game: 1.2
 Blocks/game: 1.4

2016-17 Univ. of Florida
 Florida Individual Game-by-Game (as of Jan 26, 2017)
 All games

#44 Lorenzen, Haley

Opponent	Date	gs	min	Total		3-Pointers		Free throws		Rebounds				pf	a	t/o	blk	stl	pts	avg	
				fg-fga	pct	3fg-fga	pct	ft-fta	pct	off	def	tot	avg								
vs South Alabama	11/11/16	*	25	8-15	.533	0-1	.000	0-1	.000	3	2	5	5.0	3	1	0	2	3	16	16.0	
at Chattanooga	11/14/16	*	32	8-15	.533	0-0	.000	0-0	.000	1	4	5	5.0	1	1	0	1	0	16	16.0	
vs Temple	11/19/16	*	33	8-15	.533	1-1	1.000	2-3	.667	3	4	7	5.7	2	2	1	2	1	19	17.0	
at Arkansas State	11/22/16	*	35	5-10	.500	1-2	.500	0-0	.000	3	3	6	5.8	0	1	2	1	3	11	15.5	
at Northwestern	11/25/16	*	22	6-9	.667	1-1	1.000	0-0	.000	3	4	7	6.0	5	3	3	1	0	13	15.0	
vs Wofford	11/30/16	*	21	5-8	.625	0-0	.000	0-0	.000	0	4	4	5.7	1	3	1	1	2	10	14.2	
vs Long Beach State	12/03/16	*	23	6-11	.545	0-0	.000	0-1	.000	1	5	6	5.7	2	3	2	1	2	12	13.9	
at #24 Arizona State	12/04/16	*	29	3-5	.600	0-0	.000	3-4	.750	3	6	9	6.1	3	2	4	2	0	9	13.3	
at #7 Florida State	12/08/16	*	28	3-8	.375	0-1	.000	0-0	.000	1	6	7	6.2	4	2	2	1	0	6	12.4	
vs N.C. A&T	12/11/16	*	30	3-12	.250	0-1	.000	2-4	.500	4	6	10	6.6	1	1	2	3	1	8	12.0	
vs Indiana	12/20/16	*	29	6-11	.545	2-2	1.000	0-0	.000	0	0	0	6.0	4	0	2	2	2	14	12.2	
vs Florida A&M	12/21/16	*	34	7-13	.538	0-1	.000	2-4	.500	1	6	7	6.1	2	0	3	1	5	16	12.5	
SOUTHEASTERN LA.	12/28/16	*	27	4-9	.444	0-1	.000	7-8	.875	4	6	10	6.4	1	0	5	1	0	15	12.7	
AUBURN	01/01/17	*	34	4-10	.400	1-1	1.000	2-2	1.000	3	4	7	6.4	4	0	4	0	1	11	12.6	
at LSU	01/05/17	*	37	7-14	.500	0-0	.000	4-4	1.000	7	5	12	6.8	4	3	6	1	3	18	12.9	
#5 SOUTH CAROLINA	01/08/17	*	27	6-9	.667	1-1	1.000	2-2	1.000	1	4	5	6.7	4	1	3	0	1	15	13.1	
at #4 Mississippi State	01/12/17	*	30	1-5	.200	0-0	.000	1-2	.500	1	3	4	6.5	5	2	2	1	0	3	12.5	
TEXAS A&M	01/15/17	*	34	3-7	.429	0-0	.000	1-2	.500	2	1	3	6.3	4	0	1	1	1	7	12.2	
at Georgia	01/22/17	*	33	4-11	.364	0-1	.000	3-4	.750	5	5	10	6.5	4	1	4	1	2	11	12.1	
TENNESSEE	01/26/17	*	29	8-14	.571	1-3	.333	0-1	.000	6	5	11	6.8	4	1	0	3	0	17	12.4	
Totals			20	592	105-211	.498	8-17	.471	29-42	.690	52	83	135	6.8	58	27	47	26	27	247	12.4

Games played: 20
 Minutes/game: 29.6
 Points/game: 12.4
 FG Pct: 49.8
 3FG Pct: 47.1
 FT Pct: 69.0

Rebounds/game: 6.8
 Assists/game: 1.4
 Turnovers/game: 2.4
 Assist/turnover ratio: 0.6
 Steals/game: 1.4
 Blocks/game: 1.3

Individual Career History

Anderson,Dyandria

Season	gp-gs	min/avg	Total		3-Point		F-Throws		Rebounds				Scoring							
			fg-fga	pct	fg-fga	pct	ft-fta	pct	off	def	tot	avg	pf	fo	ast	to	blk	stl	pts	avg
2014-15	30-5	375/12.5	29-85	.341	1-10	.100	11-18	.611	22	26	48	1.6	30	0	13	33	2	30	70	2.3
2015-16	30-13	544/18.1	57-132	.432	11-42	.262	21-25	.840	32	53	85	2.8	39	0	47	50	9	46	146	4.9
2016-17	20-20	627/31.4	45-109	.413	7-37	.189	38-57	.667	27	60	87	4.4	43	0	90	68	9	32	135	6.8
TOTAL	80-38	1546/19.3	131-326	.402	19-89	.213	70-100	.700	81	139	220	2.8	112	0	150	151	20	108	351	4.4

Copeland,Brooke

Season	gp-gs	min/avg	Total		3-Point		F-Throws		Rebounds				Scoring							
			fg-fga	pct	fg-fga	pct	ft-fta	pct	off	def	tot	avg	pf	fo	ast	to	blk	stl	pts	avg
2014-15	30-15	607/20.2	47-144	.326	28-100	.280	27-39	.692	35	59	94	3.1	61	1	36	45	21	18	149	5.0
2015-16	28-0	151/5.4	12-43	.279	8-33	.242	6-8	.750	10	17	27	1.0	17	0	10	13	8	8	38	1.4
2016-17	19-4	399/21.0	28-90	.311	22-76	.289	7-10	.700	11	29	40	2.1	31	1	21	31	5	12	85	4.5
TOTAL	77-19	1157/15.0	87-277	.314	58-209	.278	40-57	.702	56	105	161	2.1	109	2	67	89	34	38	272	3.5

Fleming,Tyshara

Season	gp-gs	min/avg	Total		3-Point		F-Throws		Rebounds				Scoring							
			fg-fga	pct	fg-fga	pct	ft-fta	pct	off	def	tot	avg	pf	fo	ast	to	blk	stl	pts	avg
2015-16	31-4	409/13.2	63-117	.538	0-0	.000	29-67	.433	52	86	138	4.5	81	3	11	32	45	34	155	5.0
2016-17	20-7	427/21.4	62-110	.564	0-0	.000	31-54	.574	51	83	134	6.7	61	3	19	32	28	23	155	7.8
TOTAL	51-11	836/16.4	125-227	.551	0-0	.000	60-121	.496	103	169	272	5.3	142	6	30	64	73	57	310	6.1

Lorenzen,Haley

Season	gp-gs	min/avg	Total		3-Point		F-Throws		Rebounds				Scoring							
			fg-fga	pct	fg-fga	pct	ft-fta	pct	off	def	tot	avg	pf	fo	ast	to	blk	stl	pts	avg
2014-15	29-21	625/21.6	88-182	.484	0-0	.000	30-49	.612	54	63	117	4.0	58	0	18	36	30	21	206	7.1
2015-16	31-27	701/22.6	122-236	.517	0-0	.000	45-74	.608	81	88	169	5.5	81	3	15	46	32	24	289	9.3
2016-17	20-20	592/29.6	105-211	.498	8-17	.471	29-42	.690	52	83	135	6.8	58	2	27	47	26	27	247	12.4
TOTAL	80-68	1918/24.0	315-629	.501	8-17	.471	104-165	.630	187	234	421	5.3	197	5	60	129	88	72	742	9.3

Morang,Sydney

Season	gp-gs	min/avg	Total		3-Point		F-Throws		Rebounds				Scoring							
			fg-fga	pct	fg-fga	pct	ft-fta	pct	off	def	tot	avg	pf	fo	ast	to	blk	stl	pts	avg
2016-17	16-1	201/12.6	11-49	.224	9-40	.225	3-7	.429	11	17	28	1.8	13	1	10	6	3	6	34	2.1
TOTAL	16-1	201/12.6	11-49	.224	9-40	.225	3-7	.429	11	17	28	1.8	13	1	10	6	3	6	34	2.1

Portakal,Elif

Season	gp-gs	min/avg	Total		3-Point		F-Throws		Rebounds				Scoring							
			fg-fga	pct	fg-fga	pct	ft-fta	pct	off	def	tot	avg	pf	fo	ast	to	blk	stl	pts	avg
2016-17	10-0	116/11.6	5-17	.294	2-6	.333	1-4	.250	0	8	8	0.8	6	0	19	19	0	4	13	1.3
TOTAL	10-0	116/11.6	5-17	.294	2-6	.333	1-4	.250	0	8	8	0.8	6	0	19	19	0	4	13	1.3

Searcy,Sydney

Season	gp-gs	min/avg	Total		3-Point		F-Throws		Rebounds				Scoring							
			fg-fga	pct	fg-fga	pct	ft-fta	pct	off	def	tot	avg	pf	fo	ast	to	blk	stl	pts	avg
2016-17	20-0	336/16.8	28-78	.359	3-25	.120	9-15	.600	8	15	23	1.2	49	3	20	22	2	24	68	3.4
TOTAL	20-0	336/16.8	28-78	.359	3-25	.120	9-15	.600	8	15	23	1.2	49	3	20	22	2	24	68	3.4

Washington,Delicia

Season	gp-gs	min/avg	Total		3-Point		F-Throws		Rebounds				Scoring							
			fg-fga	pct	fg-fga	pct	ft-fta	pct	off	def	tot	avg	pf	fo	ast	to	blk	stl	pts	avg
2016-17	20-19	472/23.6	79-190	.416	5-18	.278	32-59	.542	36	66	102	5.1	64	3	25	62	1	36	195	9.8
TOTAL	20-19	472/23.6	79-190	.416	5-18	.278	32-59	.542	36	66	102	5.1	64	3	25	62	1	36	195	9.8

Individual Career History

Westbrook, Simone

Season	gp-gs	min/avg	Total		3-Point		F-Throws		Rebounds				Scoring							
			fg-fga	pct	fg-fga	pct	ft-fta	pct	off	def	tot	avg	pf	fo	ast	to	blk	stl	pts	avg
2015-16	31-13	659/21.3	87-225	.387	27-88	.307	46-68	.676	20	69	89	2.9	67	1	75	91	3	70	247	8.0
TOTAL	31-13	659/21.3	87-225	.387	27-88	.307	46-68	.676	20	69	89	2.9	67	1	75	91	3	70	247	8.0

Williams, Ronni

Season	gp-gs	min/avg	Total		3-Point		F-Throws		Rebounds				Scoring							
			fg-fga	pct	fg-fga	pct	ft-fta	pct	off	def	tot	avg	pf	fo	ast	to	blk	stl	pts	avg
2013-14	33-17	640/19.4	114-230	.496	1-4	.250	37-67	.552	56	126	182	5.5	136	16	35	88	43	27	266	8.1
2014-15	29-9	645/22.2	117-276	.424	0-2	.000	64-96	.667	56	103	159	5.5	90	2	25	90	21	32	298	10.3
2015-16	30-29	682/22.7	131-253	.518	2-5	.400	69-100	.690	76	159	235	7.8	115	8	30	95	20	36	333	11.1
2016-17	20-20	561/28.1	148-261	.567	0-2	.000	69-93	.742	52	98	150	7.5	65	3	51	74	10	25	365	18.3
TOTAL	112-75	2528/22.6	510-1020	.500	3-13	.231	239-356	.671	240	486	726	6.5	406	29	141	347	94	120	1262	11.3

2016-17 Univ. of Florida
Specialty Statistics

Opponent	T/O	2ndCh	Paint	FastB	Bench	Ties	Leads	WL	Score	Leads overcome
South Alabama	36	16	56	22	23	0	0	W	85-33	
Chattanooga	11	16	38	10	8	0	3	W	72-61	trailed by 1 1st-09:15
Temple	16	12	46	25	7	2	3	W	83-76	trailed by 8 2nd-03:27
Arkansas State	24	20	38	6	12	0	1	W	71-60	trailed by 2 1st-09:01
Northwestern	15	15	26	11	17	2	7	L	68-73	lost 7 3rd-03:02
Wofford	18	8	40	10	15	0	0	W	74-51	
Long Beach State	15	14	62	14	28	3	3	W	83-53	trailed by 6 1st-03:33
#24 Arizona State	17	6	36	9	16	4	3	L	63-69	lost 12 3rd-00:33
#7 Florida State	12	2	26	8	14	1	3	L	58-83	lost 3 1st-08:44
N.C. A&T	14	10	38	6	21	0	1	W	67-38	trailed by 3 2nd-07:34
Indiana	14	9	46	8	15	2	2	L	88-102	lost 1 1st-08:40
Florida A&M	25	19	52	8	9	1	3	W	78-65	trailed by 2 1st-08:44
Southeastern La.	37	22	64	8	17	0	0	W	102-51	
Auburn	11	16	36	12	8	6	2	L	75-82	lost 4 1st-06:29
LSU	18	18	38	6	13	1	1	L	67-78	lost 2 1st-07:02
#5 South Carolina	14	15	34	6	12	1	3	L	62-81	lost 4 1st-02:36
#4 Mississippi State	8	0	20	4	4	1	0	L	49-82	
Texas A&M	14	6	44	8	12	4	2	L	59-67	lost 6 2nd-06:59
Georgia	19	22	38	6	13	2	3	W	76-68	trailed by 3 1st-05:18
Tennessee	16	17	44	4	13	0	0	L	75-84	
Totals	354	263	822	191	277	30	40			
Average/Game	17.7	13.2	41.1	9.6	13.8	1.5	2.0			
Opponent	377	241	502	137	353	23	39			
Average/Game	18.9	12.1	25.1	6.8	17.6	1.1	1.9			

2016-17 Univ. of Florida
 Florida Player High/Low Analysis (as of Jan 26, 2017)
 All games

Florida - INDIVIDUAL GAME HIGHS

Points	34		Williams,Ronni vs Southeastern La. (12/28/16)
	31		Williams,Ronni vs Tennessee (01/26/17)
	31		Washington,Delicia vs Indiana (12/20/16)
	29		Christinaki,Eleanna at Chattanooga (11/14/16)
	26		Williams,Ronni vs Wofford (11/30/16)
Field Goals Made	14		Williams,Ronni vs Southeastern La. (12/28/16)
	13		Christinaki,Eleanna at Chattanooga (11/14/16)
Field Goal Att.	24		Christinaki,Eleanna at Chattanooga (11/14/16)
	22		Washington,Delicia vs Indiana (12/20/16)
FG Pct (min 5 made)	1.000	(5-5)	Fleming,Tyshara vs South Alabama (11/11/16)
	.875	(14-16)	Williams,Ronni vs Southeastern La. (12/28/16)
3-Point FG Made	3		Copeland,Brooke at Georgia (01/22/17)
	3		Copeland,Brooke at LSU (01/05/17)
	3		Copeland,Brooke vs N.C. A&T (12/11/16)
3-Point FG Att.	9		Copeland,Brooke at Georgia (01/22/17)
	7		Copeland,Brooke vs Auburn (01/01/17)
	7		Copeland,Brooke vs South Alabama (11/11/16)
3-Pt FG Pct (min 2 made)	1.000	(2-2)	Anderson,Dyandria at #4 Mississippi State (01/12/17)
	1.000	(2-2)	Washington,Delicia vs Indiana (12/20/16)
	1.000	(2-2)	Lorenzen,Haley vs Indiana (12/20/16)
Free Throws Made	11		Williams,Ronni vs Tennessee (01/26/17)
	8		Williams,Ronni at Georgia (01/22/17)
Free Throw Att.	16		Washington,Delicia vs Indiana (12/20/16)
	13		Williams,Ronni vs Tennessee (01/26/17)
FT Pct (min 3 made)	1.000	(5-5)	Christinaki,Eleanna at Arkansas State (11/22/16)
	1.000	(4-4)	Lorenzen,Haley at LSU (01/05/17)
	1.000	(4-4)	Washington,Delicia at Arkansas State (11/22/16)
	1.000	(4-4)	Anderson,Dyandria at Arkansas State (11/22/16)
	1.000	(3-3)	Williams,Ronni vs N.C. A&T (12/11/16)
Rebounds	13		Fleming,Tyshara at LSU (01/05/17)
	13		Williams,Ronni at Northwestern (11/25/16)
Assists	9		Anderson,Dyandria at Arkansas State (11/22/16)
	8		Anderson,Dyandria vs Texas A&M (01/15/17)
Steals	6		Washington,Delicia vs Southeastern La. (12/28/16)
	6		Anderson,Dyandria vs South Alabama (11/11/16)
Blocked Shots	5		Fleming,Tyshara vs Long Beach State (12/03/16)
	5		Fleming,Tyshara vs Wofford (11/30/16)
Turnovers	8		Williams,Ronni at #4 Mississippi State (01/12/17)
	8		Williams,Ronni vs N.C. A&T (12/11/16)
Fouls	5		Morang,Sydney vs Tennessee (01/26/17)
	5		Williams,Ronni vs Tennessee (01/26/17)
	5		Fleming,Tyshara at Georgia (01/22/17)
	5		Fleming,Tyshara at #4 Mississippi State (01/12/17)
	5		Lorenzen,Haley at #4 Mississippi State (01/12/17)
	5		Williams,Ronni vs #5 South Carolina (01/08/17)
	5		Fleming,Tyshara vs #5 South Carolina (01/08/17)
	5		Williams,Ronni vs Auburn (01/01/17)
	5		Copeland,Brooke vs Auburn (01/01/17)
	5		Searcy,Sydney vs Florida A&M (12/21/16)
	5		Searcy,Sydney vs Indiana (12/20/16)
	5		Washington,Delicia at #7 Florida State (12/08/16)
	5		Washington,Delicia at #24 Arizona State (12/04/16)
	5		Lorenzen,Haley at Northwestern (11/25/16)

	5	Searcy, Sydney at Northwestern (11/25/16)
	5	Christinaki, Eleanna at Arkansas State (11/22/16)
	5	Washington, Delicia vs Temple (11/19/16)
Minutes	39	Anderson, Dyandria vs Texas A&M (01/15/17)
	37	Anderson, Dyandria vs Tennessee (01/26/17)
	37	Copeland, Brooke at Georgia (01/22/17)
	37	Lorenzen, Haley at LSU (01/05/17)
	37	Anderson, Dyandria vs Temple (11/19/16)

2016-17 Univ. of Florida
 Florida Opponent High/Low Analysis (as of Jan 26, 2017)
 All games

OPPONENT INDIVIDUAL GAME HIGHS

Points	35		Buss, Tyra vs Indiana (12/20/16)
	34		JACKSON, Chloe at LSU (01/05/17)
	27		DeShields, Diamond vs Tennessee (01/26/17)
	26		Pachis Roberts at Georgia (01/22/17)
	26		Brandy Montgomery vs Auburn (01/01/17)
	26		Coffey, Nia at Northwestern (11/25/16)
Field Goals Made	15		JACKSON, Chloe at LSU (01/05/17)
	12		Teaira McCowan at #4 Mississippi State (01/12/17)
Field Goal Att.	24		JACKSON, Chloe at LSU (01/05/17)
	22		Katie Frerking vs Auburn (01/01/17)
	22		Brown, Dana vs N.C. A&T (12/11/16)
FG Pct (min 5 made)	1.000	(5-5)	Khaalia Hillsman vs Texas A&M (01/15/17)
	.923	(12-13)	Teaira McCowan at #4 Mississippi State (01/12/17)
3-Point FG Made	7		Brandy Montgomery vs Auburn (01/01/17)
	5		Danni Williams vs Texas A&M (01/15/17)
	5		Brown, Dana vs N.C. A&T (12/11/16)
3-Point FG Att.	17		Brown, Dana vs N.C. A&T (12/11/16)
	9		Danni Williams vs Texas A&M (01/15/17)
	9		Katie Frerking vs Auburn (01/01/17)
	9		Sweeting, Cedricka vs Florida A&M (12/21/16)
	9		Wright, Imani at #7 Florida State (12/08/16)
	9		BUTTS, Alliya vs Temple (11/19/16)
3-Pt FG Pct (min 2 made)	1.000	(2-2)	Simone Costa at Georgia (01/22/17)
	1.000	(2-2)	Webster, Katie vs Long Beach State (12/03/16)
Free Throws Made	19		Buss, Tyra vs Indiana (12/20/16)
	15		Pachis Roberts at Georgia (01/22/17)
Free Throw Att.	20		Buss, Tyra vs Indiana (12/20/16)
	16		Pachis Roberts at Georgia (01/22/17)
FT Pct (min 3 made)	1.000	(6-6)	Victoria Vivians at #4 Mississippi State (01/12/17)
	1.000	(6-6)	RICHARD-HARRIS, J. at LSU (01/05/17)
	1.000	(4-4)	Burney-Robinson, Sha vs Florida A&M (12/21/16)
	1.000	(4-4)	Ouattara, Florence vs Florida A&M (12/21/16)
	1.000	(4-4)	Thomas, Shakayla at #7 Florida State (12/08/16)
	1.000	(4-4)	Jasmine Joyner at Chattanooga (11/14/16)
	1.000	(3-3)	Haines, Sabrina at #24 Arizona State (12/04/16)
	1.000	(3-3)	Shelbie Davenport at Chattanooga (11/14/16)
Rebounds	14		Coffey, Nia at Northwestern (11/25/16)
	13		COATES, Alaina vs #5 South Carolina (01/08/17)
	13		WILSON, A'ja vs #5 South Carolina (01/08/17)
	13		ATKINSON, Tanaya vs Temple (11/19/16)
Assists	9		Deary, Ashley at Northwestern (11/25/16)
	9		FITZGERALD, Feyonda vs Temple (11/19/16)
Steals	10		MONCRIEF, Raigyne at LSU (01/05/17)
	6		Slaughter, Ivey at #7 Florida State (12/08/16)
Blocked Shots	4		Caliya Robinson at Georgia (01/22/17)
	3		Khaalia Hillsman vs Texas A&M (01/15/17)
	3		WILSON, A'ja vs #5 South Carolina (01/08/17)
Turnovers	9		Curtyce Knox vs Texas A&M (01/15/17)
	9		Ouattara, Florence vs Florida A&M (12/21/16)
	9		Perrymond, Genesis vs South Alabama (11/11/16)
Fouls	5		Haley Clark at Georgia (01/22/17)
	5		Pachis Roberts at Georgia (01/22/17)
	5		GRAY, Allisha vs #5 South Carolina (01/08/17)

2016-17 Univ. of Florida
 Florida Team High/Low Analysis (as of Jan 26, 2017)
 All games

Florida - TEAM GAME HIGHS

POINTS	102	SOUTHEASTERN LA. (12/28/16)
	88	vs Indiana (12/20/16)
	85	vs South Alabama (11/11/16)
	83	vs Long Beach State (12/03/16)
	83	vs Temple (11/19/16)
FIELD GOALS MADE	38	vs South Alabama (11/11/16)
	37	vs Long Beach State (12/03/16)
FIELD GOAL ATTEMPTS	74	at Northwestern (11/25/16)
	73	vs Temple (11/19/16)
FIELD GOAL PERCENTAGE	.544 (37-68)	vs Long Beach State (12/03/16)
	.535 (38-71)	vs South Alabama (11/11/16)
3 PT FIELD GOALS MADE	5	vs Indiana (12/20/16)
	5	at Northwestern (11/25/16)
3 PT FG ATTEMPTS	18	at Northwestern (11/25/16)
	17	vs Florida A&M (12/21/16)
3 PT FG PERCENTAGE	.500 (4-8)	at #4 Mississippi State (01/12/17)
	.400 (4-10)	#5 SOUTH CAROLINA (01/08/17)
FREE THROWS MADE	30	SOUTHEASTERN LA. (12/28/16)
	20	at Georgia (01/22/17)
FREE THROW ATTEMPTS	43	SOUTHEASTERN LA. (12/28/16)
	33	vs Indiana (12/20/16)
FREE THROW PERCENTAGE	.850 (17-20)	at Arkansas State (11/22/16)
	.750 (6-8)	vs Wofford (11/30/16)
	.750 (6-8)	vs South Alabama (11/11/16)
REBOUNDS	55	vs Long Beach State (12/03/16)
	54	vs N.C. A&T (12/11/16)
ASSISTS	30	vs Long Beach State (12/03/16)
	23	vs Wofford (11/30/16)
	23	vs South Alabama (11/11/16)
STEALS	20	vs Florida A&M (12/21/16)
	20	vs South Alabama (11/11/16)
BLOCKED SHOTS	10	vs Long Beach State (12/03/16)
	8	vs Wofford (11/30/16)
TURNOVERS	29	vs Florida A&M (12/21/16)
	28	at LSU (01/05/17)
FOULS	27	AUBURN (01/01/17)
	26	at Georgia (01/22/17)

2016-17 Univ. of Florida
 Florida High/Low Analysis (as of Jan 26, 2017)
 All games

Opponent - GAME HIGHS

POINTS	102	vs Indiana (12/20/16)
	84	TENNESSEE (01/26/17)
	83	at #7 Florida State (12/08/16)
	82	at #4 Mississippi State (01/12/17)
	82	AUBURN (01/01/17)
FIELD GOALS MADE	32	at #4 Mississippi State (01/12/17)
	31	vs Indiana (12/20/16)
FIELD GOAL ATTEMPTS	69	at #4 Mississippi State (01/12/17)
	69	#5 SOUTH CAROLINA (01/08/17)
FIELD GOAL PERCENTAGE	.509 (29-57)	at LSU (01/05/17)
	.484 (31-64)	vs Indiana (12/20/16)
3 PT FIELD GOALS MADE	11	AUBURN (01/01/17)
	10	vs Indiana (12/20/16)
	10	vs Long Beach State (12/03/16)
3 PT FG ATTEMPTS	29	vs Long Beach State (12/03/16)
	28	SOUTHEASTERN LA. (12/28/16)
	28	vs N.C. A&T (12/11/16)
	28	vs Temple (11/19/16)
3 PT FG PERCENTAGE	.600 (9-15)	TEXAS A&M (01/15/17)
	.524 (11-21)	AUBURN (01/01/17)
FREE THROWS MADE	30	vs Indiana (12/20/16)
	27	TENNESSEE (01/26/17)
FREE THROW ATTEMPTS	35	TENNESSEE (01/26/17)
	32	vs Indiana (12/20/16)
	32	at #7 Florida State (12/08/16)
FREE THROW PERCENTAGE	.938 (30-32)	vs Indiana (12/20/16)
	.923 (12-13)	at Chattanooga (11/14/16)
REBOUNDS	48	#5 SOUTH CAROLINA (01/08/17)
	45	at #7 Florida State (12/08/16)
ASSISTS	22	at #4 Mississippi State (01/12/17)
	22	vs Indiana (12/20/16)
STEALS	23	at LSU (01/05/17)
	18	at #7 Florida State (12/08/16)
BLOCKED SHOTS	7	at Georgia (01/22/17)
	6	#5 SOUTH CAROLINA (01/08/17)
	6	at Northwestern (11/25/16)
TURNOVERS	36	vs Florida A&M (12/21/16)
	33	SOUTHEASTERN LA. (12/28/16)
FOULS	32	SOUTHEASTERN LA. (12/28/16)
	27	vs Indiana (12/20/16)

2016-17 Univ. of Florida
 Florida High/Low Analysis (as of Jan 26, 2017)
 All games

Florida - GAME LOWS

POINTS	49		at #4 Mississippi State (01/12/17)
	58		at #7 Florida State (12/08/16)
	59		TEXAS A&M (01/15/17)
	62		#5 SOUTH CAROLINA (01/08/17)
	63		at #24 Arizona State (12/04/16)
FIELD GOALS MADE	16		at #4 Mississippi State (01/12/17)
	23		#5 SOUTH CAROLINA (01/08/17)
FIELD GOAL ATTEMPTS	41		at #4 Mississippi State (01/12/17)
	50		at #24 Arizona State (12/04/16)
FIELD GOAL PERCENTAGE	.365	(23-63)	#5 SOUTH CAROLINA (01/08/17)
	.378	(28-74)	at Northwestern (11/25/16)
3 PT FIELD GOALS MADE	1		TENNESSEE (01/26/17)
	2		SOUTHEASTERN LA. (12/28/16)
	2		TEXAS A&M (01/15/17)
3 PT FG ATTEMPTS	8		at LSU (01/05/17)
	8		at #4 Mississippi State (01/12/17)
3 PT FG PERCENTAGE	.100	(1-10)	TENNESSEE (01/26/17)
	.125	(2-16)	TEXAS A&M (01/15/17)
FREE THROWS MADE	3		TEXAS A&M (01/15/17)
	6		vs South Alabama (11/11/16)
	6		at Chattanooga (11/14/16)
	6		vs Wofford (11/30/16)
	6		vs Long Beach State (12/03/16)
FREE THROW ATTEMPTS	5		TEXAS A&M (01/15/17)
	8		vs South Alabama (11/11/16)
	8		vs Wofford (11/30/16)
FREE THROW PERCENTAGE	.500	(7-14)	at #7 Florida State (12/08/16)
	.515	(17-33)	vs Indiana (12/20/16)
REBOUNDS	29		TEXAS A&M (01/15/17)
	31		at #4 Mississippi State (01/12/17)
ASSISTS	9		at #4 Mississippi State (01/12/17)
	10		at #7 Florida State (12/08/16)
STEALS	4		at #4 Mississippi State (01/12/17)
	5		vs Indiana (12/20/16)
BLOCKED SHOTS	2		at Chattanooga (11/14/16)
	2		at #7 Florida State (12/08/16)
	2		vs Florida A&M (12/21/16)
	2		AUBURN (01/01/17)
	2		#5 SOUTH CAROLINA (01/08/17)
	2		at Georgia (01/22/17)
TURNOVERS	11		TEXAS A&M (01/15/17)
	12		vs Temple (11/19/16)
FOULS	10		vs N.C. A&T (12/11/16)
	11		at Chattanooga (11/14/16)

2016-17 Univ. of Florida
 Florida High/Low Analysis (as of Jan 26, 2017)
 All games

Opponent - GAME LOWS

POINTS	33		vs South Alabama (11/11/16)
	38		vs N.C. A&T (12/11/16)
	51		vs Wofford (11/30/16)
	51		SOUTHEASTERN LA. (12/28/16)
	53		vs Long Beach State (12/03/16)
FIELD GOALS MADE	10		vs South Alabama (11/11/16)
	15		vs N.C. A&T (12/11/16)
FIELD GOAL ATTEMPTS	49		TEXAS A&M (01/15/17)
	51		vs South Alabama (11/11/16)
FIELD GOAL PERCENTAGE	.196	(10-51)	vs South Alabama (11/11/16)
	.227	(15-66)	vs N.C. A&T (12/11/16)
3 PT FIELD GOALS MADE	2		at LSU (01/05/17)
	3		vs Wofford (11/30/16)
3 PT FG ATTEMPTS	8		at LSU (01/05/17)
	13		vs South Alabama (11/11/16)
3 PT FG PERCENTAGE	.200	(3-15)	vs Wofford (11/30/16)
	.200	(4-20)	at Georgia (01/22/17)
FREE THROWS MADE	2		vs N.C. A&T (12/11/16)
	4		vs Wofford (11/30/16)
	4		SOUTHEASTERN LA. (12/28/16)
FREE THROW ATTEMPTS	5		vs Wofford (11/30/16)
	6		vs N.C. A&T (12/11/16)
FREE THROW PERCENTAGE	.333	(2-6)	vs N.C. A&T (12/11/16)
	.450	(9-20)	vs Long Beach State (12/03/16)
REBOUNDS	24		at LSU (01/05/17)
	26		at Chattanooga (11/14/16)
ASSISTS	4		vs South Alabama (11/11/16)
	9		vs N.C. A&T (12/11/16)
STEALS	6		vs Temple (11/19/16)
	6		vs Long Beach State (12/03/16)
	6		at Georgia (01/22/17)
BLOCKED SHOTS	0		at Arkansas State (11/22/16)
	0		vs N.C. A&T (12/11/16)
	0		SOUTHEASTERN LA. (12/28/16)
	0		at LSU (01/05/17)
TURNOVERS	10		at #4 Mississippi State (01/12/17)
	13		vs Long Beach State (12/03/16)
	13		vs Indiana (12/20/16)
	13		AUBURN (01/01/17)
FOULS	9		at Chattanooga (11/14/16)
	11		TEXAS A&M (01/15/17)

2016-17 Florida Gator Basketball ... by the numbers

Overall Record: 10-10 (Home: 1-4 Away: 3-5 Neutral: 6-1) * Southeastern Conference: 1-6 (Home: 0-4 * Away: 1-2)**

Largest Margin of Victory: 52 points (85-33 vs So. Alabama, 11/11/16)

[under Butler: 65 points (99-34 vs Savannah St., 11/24/15);
57 pts (95-38 vs. Alabama St., 12/20/10)]

Largest Margin of Defeat: 33 points (82-49 at Miss. State 1/12/17)

[under Butler: 43 points (83-40 vs. Tennessee, 1/13/11)]

Smallest Margin of Victory: 7 points (83-76 vs. Temple, 11/19/16)

[under Butler: 2 points-6 times (83-81 vs. Texas A&M, 12/7/15; 67-65 OT vs
Georgetown 12/28/13; 67-65 at Charlotte, 3/27/13; 66-64 vs NC State,
1/23/12; 65-63 vs. S. Carolina, 1/9/11; 77-75 at UAB, 12/3/08)]

Smallest Margin of Defeat: 5 points (73-68 at Northwestern 11/25/16)

[under Butler: 1 point (4 times: 76-75 OT vs. Vanderbilt, 2/19/15; 73-72, 2ot at
Arkansas, 1/28/12; 59-58 vs. Kentucky, 1/20/11; 74-73 at DePaul, 11/18/10)]

Average Margin of Victory: 23.1 points (231 total points in 10 games)

[under Butler: 14.6 (2,683 total points in 185 games)]

Average Margin of Defeat: 13.9 points (139 total points in 10 games)

[under Butler: 11.8 (1,540 total points in 130 games)]

Largest Lead in a game: 52 pts (0:41/4th Quarter vs So. Alabama, 11/11/16)

[under Butler: 66 pts (2:03/4th Quarter vs Savannah St, 11/21/15)
57 points (twice)]

Largest Deficit in a game: 36 points (2:18/3Q at Miss. State, 1/12/17)

[under Butler: 45 points (1:40/2nd half vs. Tennessee 1/13/11)]

Largest Deficit and won: 8 points (3:27/2Q vs Temple 11/19/16)

[under Butler: 17 points (halftime at Ole Miss, 3/2/08)]

Largest Lead and lost: 12 points (10:00/4Q at Arizona State 12/4/16)

[under Butler: 17 pts (18:58/2nd half at Charlotte, 3/24/11)]

UF when leading at half: 9-1 (142-25)

UF when trailing at half: 1-7 (30-99)

UF when tied at half: 0-2 (13-7)

SCORING

UF when scoring in 30's: 0-0 (0-3)

UF when scoring in 40's: 0-1 (0-15)

UF when scoring in 50's: 0-2 (14-44)

UF when scoring in 60's: 1-4 (38-41)

UF when scoring in 70's: 5-2 (65-22)

UF when scoring in 80's: 3-1 (50-3)

UF when scoring in 90's: 0-0 (13-2)

UF when scoring in 100's: 1-0 (4-0)

UF when outscoring opponent: 10-0 (185-0)

UF when opponent scores in 30's: 2-0 (9-0)

UF when opponent scores in 40's: 0-0 (18-1)

UF when opponent scores in 50's: 3-0 (62-10)

UF when opponent scores in 60's: 4-2 (56-41)

UF when opponent scores in 70's: 1-2 (34-39)

UF when opponent scores in 80's: 0-5 (5-32)

UF when opponent scores in 90's: 0-0 (0-6)

UF when opponent scores in 100's: 0-1 (0-2)

**First record is
during 2016-17
season (second
is UF's all-time re-
cord under Coach
Amanda Butler)**

SHOOTING PERCENTAGE

UF when shooting at least 40%: 9-6 (146-48)

UF when shooting less than 40%: 1-4 (40-83)

UF when opponent shoots at least 40%: 0-10 (59-112)

UF when opponent shoots less than 40%: 10-0 (124-20)

INDIVIDUAL SCORING

UF when Florida player scores 20 points or more: 6-6 (62-33)

UF when no Florida player scores at least 20 points: 4-4 (123-97)

UF when opposing player scores 20 points or more: 2-9 (57-75)

UF when no opposing player scores at least 20 points: 8-1 (128-56)

UF when 0 Gators score in double-figures: 0-0 (0-7)

UF when 1 Gator scores in double-figures: 0-1 (9-20)

UF when 2 Gators score in double-figures: 1-5 (30-40)

UF when 3 Gators score in double-figures: 2-2 (67-47)

UF when 4 Gators score in double-figures: 6-2 (58-16)

UF when 5 Gators score in double-figures: 1-0 (18-1)

UF when 6 Gators score in double-figures: 0-0 (1-0)

UF when 7 Gators score in double-figures: 0-0 (2-0)

3-POINT SHOOTING

UF when making 5 or more three-point shots: 0-2 (121-69)

UF when making less than 5 three-point shots: 10-8 (64-62)

UF when opponent makes 5 or more three-point shots: 7-8 (97-89)

UF when opponent makes less than 5 three-point shots: 3-2 (88-42)

FREE THROWS

UF when attempting 20 or more free throws: 5-4 (100-39)

UF when attempting less than 20 free throws: 5-6 (85-92)

UF when opponent attempts 20 free throws or more: 4-7 (59-82)

UF when opponent attempts less than 20 free throws: 6-3 (126-49)

UF when attempting more free throws than opponent: 6-2 (117-35)

UF when opponent attempts more free throws than UF: 3-8 (60-92)

UF when attempting same number of free throws: 1-0 (8-4)

FREE THROW PERCENTAGE

UF when FT% is higher than 68%: 5-4 (102-65)

UF when FT% is 68% or lower: 5-6 (83-67)

UF when opponent FT% is higher than 68%: 6-5 (84-77)

UF when opponent FT% is 68% or lower: 4-5 (111-55)

TEAM REBOUNDING

UF when outrebounding opponent: 8-4 (132-47)

UF when outrebounded by opponent: 2-5 (50-79)

UF when rebounds are equal: 0-1 (4-5)

ASSISTS

UF when Florida has 15 or more assists: 8-1 (103-23)

UF when Florida has less than 15 assists: 2-9 (82-108)

UF when opponent has 15 or more assists: 0-8 (23-72)

UF when opponent has less than 15 assists: 10-2 (162-59)

TURNOVERS

UF when committing 17 turnovers or less: 4-4 (96-52)

UF when committing more than 17 turnovers: 6-6 (89-79)

UF when forcing less than 17 opponent turnovers: 1-6 (43-59)

UF when forcing at least 17 opponent turnovers: 9-4 (142-72)

ATTENDANCE

UF when home attendance is 2,000 or higher: 1-3 (20-16)

UF when home attendance is less than 2,000: 0-1 (88-28)

UF when road attendance is 2,000 or higher: 3-2 (24-52)

UF when road attendance is less than 2,000: 0-3 (28-19)

UF when neutral site attendance is 2,000 or higher: 1-0 (10-10)

UF when neutral site attendance is less than 2,000: 5-1 (16-6)

SCHEDULING

UF on Sunday: 2-4 (59-47)

on Thursday: 0-4 (38-45)

on Monday: 0-0 (18-4)

on Friday: 1-1 (20-20)

on Tuesday: 1-1 (18-8)

on Saturday: 2-0 (19-2)

on Wednesday: 3-0 (13-4)

UNIFORM COLORS

When wearing.... [all-time under Butler]

White: 5-4 overall (0-4 home; 0-0 away; 5-0 neutral)

[111-48 overall (94-40 home; 0-2 away; 17-7 neutral)]

Blue: 1-3 overall (0-0 home; 1-2 away; 0-1 neutral)

[29-43 overall (0-0 home; 27-41 away; 2-2 neutral)]

Black: 1-2 overall (0-0 home; 1-2 away; 0-0 neutral)

[22-26 overall (2-0 home; 16-22 away; 4-4 neutral)]

Orange: 2-0 overall (1-0 home; 1-0 away; 0-0 neutral)

[7-1 overall (5-0 home; 2-0 away; 0-1 neutral)]

Pink: 1-0 overall (0-0 home; 0-0 away; 1-0 neutral)

[6-2 overall (4-1 home; 1-1 away; 1-0 neutral)]

BENCH WORK

UF when UF bench outscores opponent bench: 4-4 (135-67)

UF when Opponent bench outscores UF bench: 6-4 (46-55)

Bench Scoring is equal: 0-2 (5-9)

UF when UF bench outrebounds opponent bench: 5-2 (114-62)

UF when Opponent bench outrebounds UF bench: 4-7 (51-59)

Bench Rebounds are equal: 1-1 (10-10)

2016-17 Florida Gators Season & Career Highs

(players listed, alphabetically)

#11 Dyandria Anderson

2016-17 Season Highs	Career Highs
Pts 13-2x last at Georgia 1/22/17	13-3x last at Georgia 1/22/17
Rbs 8 at Arkansas State 11/22/16	10 at South Alabama, 12/1/15
Ast 9 at Arkansas State 11/22/16	10 vs. Ball State, 11/27/15
Stl 6 vs. South Alabama, 11/11/16	same
Blk 1-9x last vs. South Carolina 1/8/17	1-19x last vs. South Carolina 1/8/17
Min 39 vs. Texas A&M 1/15/17	same
FG 5-2x last vs. Texas A&M 1/15/17	5-5x last vs. Texas A&M 1/15/17
FGA 11 vs. Texas A&M 1/15/17	12 at South Alabama, 12/1/15
3FG 2 at Mississippi State 1/12/17	2-4x last at Mississippi State 1/12/17
3FGA 4-2x last vs. Texas A&M 1/15/17	same
FT 5 at Georgia 1/22/17	5-2x last at Georgia 1/22/17
FTA 8 at Georgia 1/22/17	same

Dbl Fig Scoring Games - 4 in 2016-17 & 9 in Career
 Double-Doubles - 0 in 2016-17 & 1 in Career

#23 Brooke Copeland

2016-17 Season Highs	Career Highs
Pts 13 vs. NC A&T 12/11/16	15 vs. Char.So. 11/25/14
Rbs 7 vs Long Beach St 12/3/16	8 vs. Georgia 3/1/15
Ast 6 vs Long Beach St 12/3/16	same
Stl 3 at Georgia 1/22/17	3-2x last at Georgia 1/22/17
Blk 1-5x last vs. South Carolina 1/8/17	3 vs. SaintFrancis 12/20/15
Min 37 at Georgia 1/22/17	38 at Kentucky 1/15/15
FG 4 vs. NC A&T 12/11/16	4-5x last vs. NC A&T 12/11/16
FGA 9-2x last at Georgia 1/22/17	9-4x last at Georgia 1/22/17
3FG 3-3x last at Georgia 1/22/17	4 at Auburn 1/4/15
3FGA 9 at Georgia 1/22/17	same
FT 2-3x last vs. South Carolina 1/8/17	5 vs. Char.So. 11/25/14
FTA 4 vs. South Carolina 1/8/17	6 vs. Char.So. 11/25/14

Dbl Fig Scoring Games - 1 in 2016-17 & 5 in Career

#24 Tyshara Fleming

2016-17 Season Highs	Career Highs
Pts 15 vs. FAMU 12/21/16	20 vs. Saint Francis, 12/20/15
Rbs 13 at LSU 1/5/17	same
Ast 4 vs Long Beach St 12/3/16	same
Stl 4 at Northwestern 11/25/16	4-2x last at Northwestern 11/25/16
Blk 5-2x last vs Long Beach St 12/3/16	5-3x last vs Long Beach St 12/3/16
Min 33 vs. Auburn 1/1/17	same
FG 6-2x last vs. Tennessee 1/26/17	8 vs. Saint Francis, 12/20/15
FGA 10 vs. FAMU 12/21/16	13 vs. Saint Francis, 12/20/15
3FG 0	0
3FGA 0	0
FT 5-3x last vs. Auburn 1/1/17	same
FTA 10 vs. SE Louisiana 12/28/16	same

Dbl Fig Scoring Games - 8 in 2016-17 & 12 in Career
 Dbl Fig Rebounding Games - 3 in 2016-17 & in Career
 Double-Doubles - 2 in 2016-17 & in Career

#44 Haley Lorenzen

2016-17 Season Highs	Career Highs
Pts 19 vs. Temple 11/19/16	20 vs. Ball State, 11/27/15
Rbs 12 at LSU 1/5/17	same
Ast 3-3x last at LSU 1/5/17	same
Stl 5 vs. FAMU 12/21/16	same
Blk 3-2x last vs. Tennessee 1/26/17	3-9x last vs. Tennessee 1/26/17
Min 37 at LSU 1/5/17	same
FG 8-4x last vs. Tennessee 1/26/17	9-2x last vs. Kentucky, 1/31/16
FGA 15-3x last vs. Temple 11/19/16	same
3FG 2 vs. Indiana 12/20/16	same
3FGA 2-3x last vs. Indiana 12/20/16	same
FT 7 vs. SE Louisiana 12/28/16	same
FTA 8 vs. SE Louisiana 12/28/16	8-2x last vs. SE Louisiana 12/28/16

Dbl Fig Scoring Games - 14 in 2016-17 & 32 in Career
 Dbl Fig Rebounding Games - 5 in 2016-17 & 6 in Career
 Double-Doubles - 4 in 2016-17 & in Career

#22 Sydney Morang

2016-17 Season & Career Highs
Pts 6-2x last vs. Texas A&M 1/15/17
Rbs 6 vs. NC A&T 12/11/16
Ast 3 vs. SE Louisiana 12/28/16
Stl 5 vs. SE Louisiana 12/28/16
Blk 1-3x last vs. Tennessee 1/26/17
Min 30 vs. Tennessee 1/26/17
FG 2-2x last vs. Texas A&M 1/15/17
FGA 8 vs. SE Louisiana 12/28/16
3FG 2-2x last vs. Texas A&M 1/15/17
3FGA 6 vs. SE Louisiana 12/28/16
FT 1-3x last at Mississippi State 1/12/17
FTA 2-3x last at Mississippi State 1/12/17

Dbl Fig Scoring Games - 0 in 2016-17 & in Career

#5 Elif Portakal

2016-17 Season & Career Highs
Pts 5 vs Long Beach St 12/3/16
Rbs 3 at Chattanooga 11/14/16
Ast 5 vs. South Alabama, 11/11/16
Stl 2 vs. Wofford 11/30/16
Blk 0
Min 24 vs. South Alabama, 11/11/16
FG 2 vs Long Beach St 12/3/16
FGA 6 vs. Wofford 11/30/16
3FG 1-2x last vs Long Beach St 12/3/16
3FGA 3 vs. Wofford 11/30/16
FT 1 at Georgia 1/22/17
FTA 2-2x last at Georgia 1/22/17

Dbl Fig Scoring Games - 0 in 2016-17 & in Career

#15 Sydney Searcy

2016-17 Season & Career Highs
Pts 11 at Arizona St 12/4/16
Rbs 5 vs. FAMU 12/21/16
Ast 2-6x last vs. SE Louisiana 12/28/16
Stl 3-3x last at Northwestern 11/25/16
Blk 1-2x last at Arkansas State 11/22/16
Min 26 at Arizona St 12/4/16
FG 4-2x last at Arizona St 12/4/16
FGA 8-2x last vs. NC A&T 12/11/16
3FG 2 at Northwestern 11/25/16
3FGA 4 at Northwestern 11/25/16
FT 3 vs. SE Louisiana 12/28/16
FTA 5 vs. SE Louisiana 12/28/16

Dbl Fig Scoring Games - 1 in 2016-17 & in Career

#00 Delicia Washington

2016-17 Season & Career Highs
Pts 31 vs. Indiana 12/20/16
Rbs 9 vs. Temple 11/19/16
Ast 3-2x last vs. SE Louisiana 12/28/16
Stl 6 vs. SE Louisiana 12/28/16
Blk 1 vs Long Beach St 12/3/16
Min 35 at Mississippi State 1/12/17
FG 11 vs. Indiana 12/20/16
FGA 22 vs. Indiana 12/20/16
3FG 2 vs. Indiana 12/20/16
3FGA 2-3x last vs. Indiana 12/20/16
FT 7 vs. Indiana 12/20/16
FTA 16 vs. Indiana 12/20/16

Dbl Fig Scoring Games - 10 in 2016-17 & in Career

2016-17 Florida Gators Season & Career Highs

(players listed, alphabetically)

#1 Ronni Williams

2016-17 Season	Career Highs
Pts 34 vs. SE Louisiana 12/28/16	same
Rbs 13 at Northwestern 11/25/16	17 vs. Bethune-Cookman 11/8/13
Ast 6 vs. Indiana 12/20/16	same
Stl 3-2x last vs. FAMU 12/21/16	4 at MissState, 2/15/15
Blk 2-2x last vs. SE Louisiana 12/28/16	5-2x last at Vanderbilt 2/27/14
Min 36 vs. Indiana 12/20/16	same
FG 14 vs. SE Louisiana 12/28/16	same
FGA 20 at Northwestern 11/25/16	same
3FG 0	1-3x last at SoCarolina, 2/11/16
3FGA 1-2x last vs. FAMU 12/21/16	1-8x last vs. FAMU 12/21/16
FT 11 vs. Tennessee 1/26/17	same
FTA 13 vs. Tennessee 1/26/17	same

Dbl Fig Scoring Games - 16 in 2016-17 & **67 in Career**
 20-PT Scoring Games - 7 in 2016-17 & **8 in career**
 30-PT Scoring Games - 2 in 2016-17 & **in career (NOT included in 20-PT games)**
 Dbl Fig Rebounding Games - 6 in 2016-17 & **21 in Career**
 Double-Doubles - 5 in 2016-17 & **18 in Career**

NOT PLAYING IN 2016-17

#3 Funda Nakkasoglu

2016-17 Season Highs	Career Highs
Pts 0	37 vs. Pacific, 11/21/15
Rbs 0	8 vs. San Jose State, 3/9/15
Ast 0	9-3x last at Boise State, 1/6/16
Stl 0	5 vs. Utah Valley, 11/20/14
Blk 0	1-4x last v. Tenn. State, 12/19/15
Min 0	46 vs. BYU, 12/22/14
FG 0	14 at Air Force, 1/13/16
FGA 0	25 vs. BYU, 12/22/14
3FG 0	5 at Colorado State, 3/6/15
3FGA 0	9-2x last at Northern Colo., 11/24/15
FT 0	14 vs. San Jose State, 3/9/15
FTA 0	15-2x last San Jose State, 2/18/15

Dbl Fig Scoring Games - 0 in 2016-17 & **53 Career**
 20-PT Scoring Games - 0 in 2016-17 & **30 in Career**
 30-PT Scoring Games - 0 in 2016-17 & **3 in Career**

NOT PLAYING IN 2016-17

#20 Simone Westbrook

2015-16 Season & Career Highs
Pts 20 vs. Kentucky, 1/31/16
Rbs 6-2x last vs. Alabama, 1/21/15
Ast 8 vs. SavannahSt, 11/24
Stl 6-3x last vs. UCF 12/30/15
Blk 1-2x last at Auburn, 2/14/16
Min 29 vs. Kentucky, 1/31/16
FG 7 vs. Kentucky, 1/31/16
FGA 12 vs. Ball State, 11/27/15
3FG 3-4x last vs. Kentucky, 1/31/16
3FGA 6-2x last vs. Alabama, 1/21/15
FT 6 at Wisconsin, 12/10/15
FTA 8 at Wisconsin, 12/10/15
Dbl Fig Scoring Games - 10 in 2015-16 & in Career

Double-Doubles

Dyandria Anderson (1 in career) 1 in 2015-16	Ronni Williams (18 in career) 5 in 2016-17
South Alabama 13 pts-10 reb	South Alabama 16 pts-10 reb
	at Northwestern 19 pts-13 reb
Eleanna Christinaki (2 in career) 2 in 2015-16	vs. Wofford 26 pts-11 reb
vs. UCF 14 pts-10 reb	SE LOUISIANA 34 pts-12 reb
KENTUCKY 12 pts-11 ast	at LSU 22 pts-10 reb
Tyshara Fleming (2 in career) 2 in 2016-17	8 in 2015-16
vs. Long Beach St. 11 pts-11 reb	FLORIDA STATE 21 pts-10 reb
vs. Tennessee 13 pts-10 reb	KENNESAW STATE 14 pts-10 reb
	SAVANNAH STATE 16 pts-10 reb
Haley Lorenzen (4 in career) 4 in 2016-17	at South Alabama 14 pts-12 reb
SOUTHEASTERN LA 15 pts-10 reb	MISSISSIPPI STATE 11 pts-12 reb
at LSU 18 pts-12 reb	at Ole Miss 11 pts-12 reb
at Georgia 11 pts-10 reb	TEXAS A&M 20 pts-15 reb
vs. Tennessee 17 pts-11 reb	Vanderbilt 10 pts-13 reb
	2 in 2014-15
	TENNESSEE 11 pts-13 reb
	vs. Auburn (SEC) 16 pts-12 reb
	3 in 2013-14
	BETHUNE-COOK 15 pts-17 reb
	FLORIDA STATE 14 pts-12 reb
	at Kentucky 19 pts-10 reb

UF's Individual Game Leaders

Leading Scorer in a Game*		
	'17 Season	UF Career
Williams	12	28
Washington	3	same
Lorenzen	1	6
Copeland	1	same
Fleming		2
Westbrook		1
[Christinaki	5	14]
Leading Rebounder in a Game*		
	'17 Season	UF Career
Fleming	8	11
Williams	7	43
Lorenzen	5	13
Washington	2	same
Anderson	1	3
Copeland		3
Westbrook		1
[Christinaki	1	3]
Leader with Assists in a Game*		
	'17 Season	UF Career
Anderson	14	17
Williams	3	8
Copeland	2	same
Lorenzen	1	2
Westbrook		10
[Christinaki	3	19]

*also includes games when tie

Keeping Track

Consecutive Games Scoring		
Lorenzen	80	
Williams	75	
Fleming	22	
Anderson	15	
Washington	8	
Morang	5	
Copeland	1	
Portakal	0	
Searcy	0 (2x)	
[Westbrook	16]	
[Christinaki	33]	
Double-Figure Scoring Games		
	'17 Season	Career
Williams	16	67
Lorenzen	15	33
Washington	10	same
Fleming	8	12
Anderson	4	8
Searcy	1	same
Copeland	1	5
[Westbrook	0	10]
[Christinaki	7	24]
Consec. Doub-Fig Scoring Games		
Williams	4	
Lorenzen	2	
Fleming	1	

2016-17 Florida Gators Miscellaneous Stats

What We're Wearing

Game Date	Opponent	Jersey Color	UF Result
1 Nov. 11	vs. South Alabama	White	W 85-33
2 Nov. 14	at Chattanooga	Blue	W 72-61
3 Nov. 19	vs. Temple	White	W 83-76
4 Nov. 22	at Arkansas State	Black	W 71-60
5 Nov. 25	at Northwestern	Blue	L 68-73
6 Nov. 30	vs. Wofford	White	W 74-51
7 Dec. 3	vs. Long Beach State	White	W 83-53
8 Dec. 4	at #rv/24 Arizona State	Black	L 63-69
9 Dec. 8	at #8 Florida State	Blue	L 58-83
10 Dec. 11	vs. N.C. A&T	Pink	W 67-38
11 Dec. 20	vs. Indiana	Blue	L 88-102
12 Dec. 21	vs. Florida A&M	White	W 78-65
13 Dec. 28	SE LOUISIANA	Orange	W 102-51
14 Jan. 1	AUBURN	White	L 75-82
15 Jan. 5	at LSU	Blue	L 67-78
16 Jan. 8	#5 SOUTH CAROLINA	White	L 62-81
17 Jan. 12	at #4 Miss. State	Blue	L 49-82
18 Jan. 15	TEXAS A&M	White	L 59-67
19 Jan. 22	at Georgia	Orange	W 76-68
20 Jan. 26	TENNESSEE	White	L 75-84
21 Jan. 29	at Vanderbilt		

Three-Point Play Opportunities in 2016-17

	Made FG '17	FT-FTA '17	Career FGs	Career FTs
Williams	17	13-17	48*	32-47
Fleming	8	4-8	9	5-9
Washington	8	5-8	same	
Anderson	6	4-6	9	6-9
Lorenzen	5	0-5	12	4-12
Searcy	1	1-1	same	
Morang	1	0-1	same	
Westbrook			9	4-9
Christinaki			9	4-9
Copeland			2	2-2

	Fouled Att-3FG	FT-FTA	Career 3FGA	Career FTs
Copeland	-	-	1	2-3
Washington	1	2-3	same	

*lane violation nullified one FT attempt

2016-17 Starting Line-Ups

Game#	Record	Line-Up (F-F/C-G-G-G)
1-9	6-3	Williams-Lorenzen-Christinaki-Anderson-Washington
10	1-0	Williams-Lorenzen-Fleming-Anderson-Copeland
11, 18-19	1-2	Williams-Lorenzen-Washington-Anderson-Copeland
12-17	2-4	Williams-Lorenzen-Fleming-Anderson-Washington
20	0-1	Williams-Lorenzen-Washington-Anderson-Morang

Consecutive Starts

Williams	39 games
Lorenzen	30 games
Anderson	21 games
Washington	10 games
Morang	1 game

Total Career Starts at UF

Williams	75	Westbrook	14
Lorenzen	68	Fleming	10
Anderson	38	Morang	1
Copeland	19		
Washington	19		

(Williams 48 that she has played)
 (Westbrook 14 that she has played)
 (Christinaki 20)

Three-Point Play Opportunities Game Log

Game Date	Opponent	Gator (FTs)
1 Nov. 11	vs. South Alabama	Lorenzen (0-1), Fleming (1-1)
2 Nov. 14	at Chattanooga	--
3 Nov. 19	vs. Temple	Lorenzen (0-1)
4 Nov. 22	at Arkansas St.	Lorenzen (0-1), Fleming (0-1)
5 Nov. 25	at Northwestern	--
6 Nov. 30	vs. Wofford	Fleming (1-1), Washington (0-1)
7 Dec. 3	vs. Long Beach St.	Anderson (1-1), Washington (0-1), Lorenzen (0-1), Washington (1-1), Fleming (1-1)
8 Dec. 4	at #rv/24 Arizona St.	-
9 Dec. 8	at #8 Florida State	Williams (1-1), Williams (0-1)
10 Dec. 11	vs. NC A&T	Washington (1-1), Williams (1-1)
11 Dec. 20	vs. Indiana	Fleming (0-1), Williams (1-1), Fleming (0-1)
12 Dec. 21	vs. Florida A&M	Williams (0-1), Williams (1-1), Williams (0-1), Williams (1-1)
13 Dec. 28	SE LOUISIANA	Williams (1-1), Williams (1-1), Anderson (1-1), Williams (1-1), Washington (1-1), Anderson (0-1), Searcy (1-1)
14 Jan. 1	AUBURN	Williams (1-1), Washington (1-1), Washington (2-3)
15 Jan. 5	at LSU	Fleming (1-1), Williams (1-1)
16 Jan. 8	#5 SO. CAROLINA	--
17 Jan. 12	at #4 Miss. State	Williams (1-1), Washington (0-1), Williams (0-1)
18 Jan. 15	TEXAS A&M	Fleming (0-1)
19 Jan. 22	at Georgia	Williams (1-1), Anderson (1-1), Anderson (0-1), Anderson (1-1), Washington (0-1)
20 Jan. 25	TENNESSEE	Williams (1-1), Lorenzen (0-1), Morang (0-1)
21 Jan. 29	at Vanderbilt	

Free Throw Tracker

Gator	Current	'17 Season-High	Streak	Made Streak	Last Attempt	Career Best Streak
Dyandria Anderson	made 1	7	1/22/17	at Georgia	14	
Brooke Copeland	missed 1	5	1/8/17	vs. S. Carolina	7	
Tyshara Fleming	missed 1	7	1/26/17	vs. Tennessee	7 (this season)	
Haley Lorenzen	missed 1	12	1/26/17	vs. Tennessee	12 (this season)	
Sydney Morang	missed 2	2	1/26/17	vs. Tennessee	-	
Elif Portakal	missed 1	1	1/22/17	at Georgia	-	
Sydney Searcy	made 2	4	12/28/16	SE Louisiana	-	
Delicia Washington	missed 1	6	1/22/17	at Georgia	-	
Ronni Williams	made 2	8	1/26/17	vs. Tennessee	10 (in 2013-14 into 2014-15)	
<<<<>>>						
Funda Nakkasoglu						
Simone Westbrook	made 4	0	3/4/16	vs. Kentucky	10	
Eleanna Christinaki	missed 2	13	12/8/16	at Florida St.	15	