



ALABAMA

MEN'S BASKETBALL

2012-13 ALABAMA MEN'S BASKETBALL SCHEDULE & RESULTS

Date	Opponent	Time	TV/Result
NOVEMBER			
6	STILLMAN (EXH)	7 p.m.	W, 76-68
9	SOUTH DAKOTA ST.^	8 p.m.	W, 70-67
11	WEST ALABAMA^	4 p.m.	W, 80-49
15	vs. Oregon State#	6 p.m.	W, 65-62
16	vs. Villanova#	6:30 p.m.	W, 77-55
23	CHARLESTON SO.	7 p.m.	W, 59-46
27	LAMAR	7 p.m.	W, 75-47

DECEMBER			
1	at ^{17/16} Cincinnati%	2 p.m.	L, 56-58
5	DAYTON	8 p.m.	L, 76-81
15	at VCU	3 p.m.	L, 54-73
19	at Texas Tech	7 p.m.	W, 66-62
22	MERCER	1 p.m.	L, 59-66
30	TULANE	5 p.m.	L, 50-53

JANUARY			
5	OAKLAND	3 p.m.	W, 65-45
8	at ^{10/12} Missouri*	6 p.m.	L, 68-84
12	TENNESSEE*	Noon	W, 68-65
16	at Mississippi State*	8 p.m.	W, 75-43
19	TEXAS A&M*	5 p.m.	W, 50-49
22	KENTUCKY*	8 p.m.	W, 59-55
26	at Tennessee*	1 p.m.	L, 53-54
31	ARKANSAS*	8 p.m.	W, 59-56

FEBRUARY			
2	at Vanderbilt*	3 p.m.	SEC Network
6	at Auburn*	7 p.m.	SEC Network
9	LSU*	7 p.m.	ESPN2
12	at Georgia*	8 p.m.	ESPN
16	SOUTH CAROLINA*	3 p.m.	SEC Network
20	MISSISSIPPI STATE*	7 p.m.	SEC Network
23	at LSU*	12:30 p.m.	SEC Network
26	AUBURN*	6 p.m.	ESPN

MARCH			
2	at ^{8/7} Florida*	11 a.m.	ESPN/ESPN2
5	at ^{23/24} Mississippi*	8 p.m.	ESPN
9	GEORGIA*	3 p.m.	SEC Network
13-17	SEC Tournament (Nashville, Tenn.)		

^ 2K Sports Classic regional rounds (Tuscaloosa, Ala.)
 # 2K Sports Classic championship rounds (New York, N.Y.)
 % Big East/SEC Challenge
 * - SEC game
All times Central and subject to change

Alabama Athletics Communications • MBB Contact: Aaron Jordan
 ajordan@ia.ua.edu • 205-348-5401 (o) • 205-913-1979 (c)
 Twitter: @AlabamaMBB -and- @UAathletics

GAMECENTER - GAME No. 21

Alabama Crimson Tide (13-7, 5-2 SEC) vs.
 Vanderbilt Commodores (8-11, 2-5 SEC)
 Saturday, Feb. 2, 2013 • 3 p.m. CT • Nashville, Tenn. • Memorial Coliseum (14,316)



SERIES RECORD: Vanderbilt leads, 66-65
 LAST MEETING: Vanderbilt 69, Alabama 59
 Jan. 19, 2012 | Tuscaloosa, Ala.



TV: SEC Network
 (Clay Matvick and Joe Dean)
 RADIO: CTSN
 (Chris Stewart and Bryan Passink)

ALABAMA CRIMSON TIDE

2012-13 Record: _____ 13-7
 2012-13 SEC Record: _____ 5-2
 ESPN.com InsideRPI (SOS) _____ 63 (40)
 Last Five Games: _____ 4-1
 Last 10 Games: _____ 6-4
 Last Game: _____ W, 59-56 vs. Arkansas
 Head Coach: _____ Anthony Grant
 At Alabama (Years): _____ 76-46 (4th)
 Career Record (Years): _____ 152-71 (7th)

VANDERBILT COMMODORES

2012-13 Record: _____ 8-11
 2012-13 SEC Record: _____ 2-5
 ESPN.com InsideRPI (SOS) _____ 138 (46)
 Last Five Games: _____ 2-3
 Last 10 Games: _____ 4-6
 Last Game: _____ L, 58-57 at Tennessee
 Head Coach: _____ Kevin Stallings
 At Arkansas (Years): _____ 269-170 (14th)
 Career Record (Years): _____ 392-233 (20th)

FOR STARTERS...

- Alabama will begin a two-game road swing when it travels to Nashville, Tenn. where it will square off against the Vanderbilt Commodores on Saturday at 3 p.m. CT. The contest, which will be televised on the SEC Network, will be the only meeting between the two teams during the regular season.
- Saturday's game will mark the 132nd meeting on the hardwood between the two schools, which is the ninth-most games UA has played against any one opponent. The Commodores own a slim 66-65 edge in the series and have won three straight games and four of the last five played between the two teams. Seven of the last eight games played between Alabama and Vanderbilt has been decided by 10 or fewer points, with five of those contests being decided by five or fewer points. Two of the last eight games have also went to overtime.
- The Tide has lost 11 consecutive games when playing the Commodores at Memorial Gym. The last UA victory in Nashville came on Feb. 3, 1990 when Wimp Sanderson coached UA to a 65-56 victory.
- Five of Alabama's top six scorers are either freshmen or sophomores. In fact, UA freshmen and sophomores combine to total 72 percent of the team's scoring output, 66 percent of the team's rebounding total and 70 percent of the team's assist total this season.
- When we looking at the numbers, there is no doubt fifth-year senior guard Andrew Steele plays a key factor for Alabama this season. The lone senior on this year's team missed seven games recovering from a sports hernia. Over that span, the Tide went 2-5. However, UA is 11-2 when Steele has suited up this season, with the lone defeats coming at then-No. 10 Missouri (Jan. 8) and at Tennessee last on Jan. 26.
- Junior guard Trevor Releford enters the contest leading the SEC in free throw shooting (.854), is fourth in field goal percentage (.495) and sixth in scoring (15.9 ppg). In conference games only, the 6-0 point guard leads the league in field goal percentage (.541), is second in free throw percentage (.889) and is fifth in scoring (16.5 ppg).
- During the months of November and January, Alabama had a record of 12-2, but went 1-5 during the month of December. A big reason for that was the injuries that hit the team in late November and early December. Fifth-year senior Andrew Steele had surgery to repair a sports hernia, which caused him to miss a total of seven games (Nov. 23-Dec.30). In addition, starting center Carl Engstrom was lost for the season due to a torn ACL and MCL which he suffered three minutes into the game at Cincinnati on Dec. 1.

YOU DON'T WANT TO MISS THIS















- For the season, guards Trevor Releford (15.9 ppg) and Trevor Lacey (12.2 ppg) are averaging a combined 28.1 ppg – approximately 44-percent of the team's 64.2 ppg average.
- Alabama ranks second in the Southeastern Conference, both overall (58.5 ppg) and in league play (58.0 ppg) in scoring defense. Nationally, the Tide's 58.5 ppg allowed ranks 23rd.
- The seven teams who have defeated UA this year all have a winning records and have a combined record of 99-46 (.683). Five of the seven are ranked among the top-90 RPI in the nation (according to KenPom.com) as of Jan. 31.
- Sophomore guard Trevor Lacey is the only player to have started every game on the year.

OVERALL • 13-7
SEC • 5-2
LAST 10 • 6-4

HOME • 9-3
AWAY • 2-4
NEUTRAL • 2-0

LAST GAME • W, 59-56 VS. ARKANSAS

PREVIOUS GAME'S STARTERS HIGHLIGHTED IN SHADED BOX

4		CARL ENGSTROM	LAST GAME: DNP vs. Arkansas				CAREER HIGHS Pts: 7 - Tennessee, 2/8/12 Reb: 8 - Charleston So., 11/23/12 Blk: 4 - Mississippi State, 2/25/12
		C • 7-1 • 285 • Jr. • Ystad, Sweden	NOTE: Will miss the remainder of the 2012-13 season due to knee surgery to repair an ACL and MCL tear ... he was injured 3 minutes into the game at Cincinnati on Dec. 1 ... played in all seven contests prior to injury, making three starts.				
5		TREVOR LACEY	LAST GAME: 14 pts, 6 rebs vs. Arkansas				CAREER HIGHS Pts: 23 - West Alabama, 11/11/12 Reb: 10 - LSU, 1/11/12 Ast: 7 - Oakland, 1/5/13
		G • 6-3 • 215 • So. • Huntsville, Ala.	NOTE: Team's second-leading scorer ... leads squad in assists per game and ranks second in 3-point shooting (41.8%) and rebounding ... had a career-high 23 pts vs. UWA ... had career-best 7 asts vs. Oakland ... game-winning three at the buzzer vs. S.D.				
12		TREVOR RELEFORD	LAST GAME: 12 pts, 3 rebs vs. Arkansas				CAREER HIGHS Pts: 26 - at Missouri, 1/8/13 Reb: 8 - Iowa, 11/20/10 Ast: 8 - Mississippi State, 2/2/11 Std: 6 - Vanderbilt, 1/19/12
		G • 6-0 • 195 • Jr. • Kansas City, Mo.	NOTE: Ranks fifth in SEC play with 16.5 ppg ... preseason First Team All-SEC ... 2013 Cousy Award Watch List ... has 3 20-point games including career-best 26 pts at then-No. 10 Missouri & 25 pts vs. Villanova ... named SEC POW on 11/19.				
13		JULIAN GOODE	LAST GAME: DNP vs. Arkansas				CAREER HIGHS Pts: Reb: 1 - 2x (Lamar, 11/27/12) Ast: 1 - at Georgia Tech, 1/3/12
		F • 6-7 • 225 • Jr. • Atlanta, Ga.	NOTE: Saw first SEC action of career with two mins at Mississippi State ... played one minute in five other games this season ... a member of the Tide's 2011-12 practice squad and scout team via an open tryout.				
14		MOUSSA GUEYE	LAST GAME: 3 pts, 7 rebs, 4 blks vs. Arkansas				CAREER HIGHS Pts: 7 - Tennessee, 2/18/12 Reb: 9 - 2x (Oakland, 1/5/13) Blk: 6 - Tennessee, 2/18/12
		C • 7-0 • 255 • Jr. • Thies, Senegal	NOTE: Leads team in rebounds and blocks ... ranks 2nd in SEC play with an average of 2.9 bpg ... had career-best 9 reb vs. Lamar ... matched that number vs. Oakland ... had a season-high 5 blks vs. Kentucky ... has made 11 starts this season.				
15		NICK JACOBS	LAST GAME: 10 pts, 1 reb vs. Arkansas				CAREER HIGHS Pts: 16 - at Miss. State, 1/16/13 Reb: 11 - at Miss. State, 1/16/13 Blk: 5 - Wichita State, 11/18/11
		F • 6-8 • 265 • So. • Atlanta, Ga.	NOTE: Averaging 8.8 pts, 4.3 rebs & and shooting 57% from the floor in last 9 gms ... team is 6-1 when he scores 8 pts or more ... double-double at MSU (16 pts & 11 rebs) ... had 14 pts vs. Kentucky ... first sub off bench in 13 of the 16 games he hasn't started.				
20		LEVI RANDOLPH	LAST GAME: 9 pts, 4 rebs, 3 asts, 2 stls vs. Arkansas				CAREER HIGHS Pts: 18 - 2x (at Miss. State, 1/16/13) Reb: 9 - Florida, 2/14/12 Ast: 5 - Oklahoma St., 2/21/11
		G • 6-5 • 205 • So. • Madison, Ala.	NOTE: Third on team in minutes a game & 3-point FG% (.383) & fourth in scoring average ... had season-high 18 pts & 8 rebs at Miss. State ... had 15 points vs. Dayton ... matched that vs. Oakland ... has now started 51 of 53 games in his career.				
21		RODNEY COOPER	LAST GAME: 1 reb, 16 mins vs. Arkansas				CAREER HIGHS Pts: 28 - at LSU, 2/11/12 Reb: 8 - Lamar, 11/27/12 Ast: 3 - Tennessee, 1/12/13
		G • 6-6 • 215 • So. • Hurtsboro, Ala.	NOTE: Had season-high 17 points five times this season, most recently at Mississippi State ... team's best offensive rebounder (2.1 orpg) and tied for second in rebounds per game ... recorded 17 pts & career-high 8 reb vs. Lamar.				
22		ANDREW STEELE	LAST GAME: 4 pts, 4 rebs, 1 ast vs. Arkansas				CAREER HIGHS Pts: 15 - at Arkansas, 2/23/12 Reb: 8 - at South Carolina, 1/25/12 Ast: 7, 2x (at Mississippi, 3/3/12)
		G • 6-4 • 225 • Sr. • Birmingham, Ala.	NOTE: Lone senior ... returned to lineup vs. Oakland after missing 7 gms recovering from sports hernia surgery ... UA is 2-5 without him and 11-2 with him ... finished with season-high 11 pts vs. Tennessee ... also had 11 in season opener vs. South Dakota St.				
24		DEVONTA POLLARD	LAST GAME: 7 pts, 7 rebs, 1 blk vs. Arkansas				CAREER HIGHS Pts: 13 - at VCU, 12/15/12 Reb: 8 - at VCU, 12/15/12 Blk: 3, Lamar, 11/27/12
		F • 6-8 • 200 • Fr. • Porterville, Miss.	NOTE: Had career-highs of 13 pts & 8 reb at VCU ... scored 10 pts at Missouri ... had 9 pts & 7 reb vs. Charleston So. ... leads team in dunks (14) ... was ranked as 7th-best small forward in nation (rivals.com) ... named Mississippi's Mr. Basketball in 2012.				
25		KEON BLACKLEDGE	LAST GAME: DNP vs. Arkansas				CAREER HIGHS Pts: 4 - Alabama A&M, 11/23/11 Reb: 1 - 2x (vs. Lamar, 11/27/12) Ast: 1, 2x (vs. Maryland, 11/17/11)
		G • 6-3 • 205 • Jr. • Hoover, Ala.	NOTE: A walk-on who joined the team prior to the 2010-11 season ... saw first game action this season vs. Villanova ... saw most extensive action this year with nine minutes vs. Lamar ... grabbed one rebound vs. Cardinals ... has played in 4 gms.				
32		RETIN OBASOHAN	LAST GAME: 1 reb, 2 asts vs. Arkansas				CAREER HIGHS Pts: 13 - Lamar, 11/27/12 Reb: 3 - Charleston So., 11/23/12 Std: 3 - Lamar, 11/27/12
		G • 6-1 • 205 • R-Fr. • Antwerp, Belgium	NOTE: First start of career vs. Lamar and responded with career-best 13 pts and 3 stls ... had seven points in 18 min off the bench vs. Villanova ... was a member of the Belgian under-20 team that competed in last summer's European Championships.				
33		ISIAH WILSON	LAST GAME: DNP vs. Arkansas				CAREER HIGHS Pts: 2 - vs. Villanova, 11/16/12 Reb: Std: 2 - West Alabama, 11/11/12
		G • 6-3 • 175 • Jr. • Troy, Ala.	NOTE: Earned a spot on the 2012-13 roster via open tryouts ... has seen action in four contests this season ... scored two points against Villanova ... also hit a free throw against UWA ... saw first SEC action at Mississippi State.				
35		DAKOTA SLAUGHTER	LAST GAME: DNP vs. Arkansas				CAREER HIGHS Pts: 10 - Lamar, 11/27/12 Reb: 2 - West Alabama, 11/11/12 Ast: 2 - at VCU, 12/15/12
		F • 6-6 • 215 • So. • Fishers, Ind.	NOTE: Scored 10 points on 4-of-5 shooting in 10 min of action vs. Lamar ... those were the first pts of his career ... earned first minutes of career vs. West Alabama ... played in six games this year ... joined the team as a walk on in 2011-12.				



VS.



ALABAMA-VANDERBILT SERIES HISTORY

Overall Series Record Vanderbilt leads, 66-65
 Last five contests Vanderbilt leads, 4-1
 Last 10 contests Vanderbilt leads, 7-3
 Most points by Alabama 104, 1975
 Fewest points by Alabama 19, 1937
 UA Largest Win Margin 29, 1948
 Most points by Vanderbilt 117, 1967
 Fewest points by Vanderbilt 19, 1937
 Vanderbilt Largest Win Margin 38, 1964
 At Vanderbilt 20-41
 At Alabama 42-18
 At Coleman Coliseum 24-11
 Neutral site 4-5
 Series Streak Vanderbilt won 3
 First Meeting 1924
 Last Meeting 2012

RECORD WHEN

At home	9-3
On the road	2-4
At neutral sites	2-0
In overtime	0-0
In SEC games	5-2
In SEC tournament	0-0
In non-conference games	8-5

In games decided by ...	
5 points or less	7-4
6-10 points	0-1
11 points or more	6-2

Leading at the half	9-3
Trailing at the half	4-4
Tied at the half	0-0

Shooting 40% or better	12-3
Shooting less than 40%	1-4
Opp. 40% or better	4-5
Opp. less than 40%	9-2
Shooting better than opp.	8-3
Shooting worse than opp.	5-4

Outrebounding opp.	6-2
Opp. outrebounds UA	6-5
Rebounds are tied	1-0

70% or better on FT	4-4
70% or less on FT	9-3
More FT att. than opp.	11-3
Less FT att. than opp.	1-4
Same FT att. as opp.	1-0

40% or better on 3PT	5-1
Less than 40% on 3PT	8-6

More turnovers than opp.	6-3
Less turnovers than opp.	7-3
Same turnovers as opp.	0-1

Scoring 80 or more points	1-0
Scoring 70-79 points	4-1
Scoring 60-69 points	4-1
Scoring 50-59 points	4-5
Scoring less than 50 points	0-0

Allowing 80 or more points	0-2
Allowing 70-79 points	0-1
Allowing 60-69 points	4-1
Allowing 50-59 points	3-2
Allowing 50 or less points	6-0

On Sunday	1-1
On Monday	0-0
On Tuesday	2-1
On Wednesday	2-1
On Thursday	2-0
On Friday	3-0
On Saturday	3-4

In November	6-0
In December	1-5
In January	6-2
In February	0-0
In March	0-0

2012-13	Season	2012-13
13-7	Overall	8-11
5-2	SEC	2-5
6-4	Last 10	4-6
4-1	Last 5	2-3
64.2 (61.7)	PPG	59.6 (59.6)
58.5 (58.3)	OPP PPG	61.6 (65.1)
+5.7 (+3.7)	Margin	-1.9 (-5.6)
.446 (.441)	FG%	.410 (.392)
.406 (.438)	FG% DEF	.418 (.429)
.354 (.387)	3PT%	.350 (.344)
.307 (.320)	3PT% DEF	.310 (.302)
.693 (.701)	FT%	.593 (.615)
31.9 (29.9)	RPG	32.2 (33.1)
33.0 (32.4)	OPP RPG	34.2 (34.6)
-1.1 (-2.6)	Margin	-2.0 (-1.4)
11.6 (10.7)	APG	11.4 (12.3)
12.9 (12.3)	TOs PG	13.5 (14.6)
5.0 (5.1)	BPG	2.9 (2.0)
8.7 (9.3)	SPG	5.8 (4.9)

SEC stats in parentheses

LEADERS

ALABAMA		CATEGORY	VANDERBILT	
Trevor Releford	15.9	Scoring	14.8	Kedren Johnson
Moussa Gueye	4.4	Rebounding	5.7	Kevin Bright
Trevor Lacey	3.6	Assists	3.2	Kedren Johnson
Trevor Releford	1.9	Steals	1.3	Kedren Johnson
Moussa Gueye	33	Blocks	12	Rod Odum
Trevor Releford	92	Field Goals	98	Kedren Johnson
Rodney Cooper/Trevor Lacey	190	Field Goal Attempts	228	Kedren Johnson
Nick Jacobs	.518	Field Goal Percentage	.506	Sheldon Jeter
Trevor Lacey	38	3-Point Field Goals	36	Kedren Johnson
Trevor Lacey	91	3-Point Field Goal Attempts	75	Kedren Johnson
Trevor Releford	.448	3-Point Field Goal Percentage	.476	Kevin Bright
Trevor Releford	76	Free Throws	50	Kedren Johnson
Trevor Releford	89	Free Throw Attempts	75	Kedren Johnson
Trevor Releford	.854	Free Throw Percentage	.677	Kyler Fuller

ALABAMA ROSTER

No.	Name	Pos.	Ht.	Wt.	Cl.	Hometown (Previous School)
4	Carl Engstrom	C	7-1	285	Jr.	Ystad, Sweden (Sydskanska Gymnasiet)
5	Trevor Lacey	G	6-3	215	Soph.	Huntsville, Ala. (Butler)
12	Trevor Releford	G	6-0	195	Jr.	Kansas City, Mo. (Bishop Miege)
13	Julian Goode	F	6-7	225	Jr.	Atlanta, Ga. (Dunwoody)
14	Moussa Gueye	C	7-0	255	Jr.	Thies, Senegal (Lake Land College [Ill.])
15	Nick Jacobs	F	6-8	265	Soph.	Atlanta, Ga. (South Atlanta)
20	Levi Randolph	G	6-5	205	Soph.	Madison, Ala. (Bob Jones)
21	Rodney Cooper	G	6-6	215	Soph.	Hurtsboro, Ala. (Russell County)
22	Andrew Steele	G	6-4	225	Sr.	Birmingham, Ala. (John Carroll)
23	Cade Johnson	F	6-6	185	Fr.	Madison, Ala. (Bob Jones)
24	Devonta Pollard	F	6-8	200	Fr.	Porterville, Miss. (Kemper County)
25	Keon Blackledge	G	6-3	205	Jr.	Hoover, Ala. (Morehouse College)
32	Retin Obasohan	G	6-1	210	R-Fr.	Antwerp, Belgium (Leuven)
33	Isiah Wilson	G	6-3	175	Jr.	Troy, Ala. (Charles Henderson)
35	Dakota Slaughter	F	6-6	215	Soph.	Fishers, Ind. (Fishers)

PRONUNCIATIONS

PLAYERS

Keon Blackledge	key-on
Carl Engstrom	ing-strum
Moussa Gueye	moo-sah gay
Retin Obasohan	rhet-en oh-boss-a-hawn
Devonta Pollard	de-von-TAY
Trevor Releford	rel-uh-ferd

COACHES

Tony Pujol	POO-hole
Antoine Pettway	PETT-way
Andy Weigel	WHY-gull

Official Basketball Box Score -- Game Totals -- Final Statistics
Arkansas vs Alabama
1/31/13 8 p.m. at Tuscaloosa, Ala. (Coleman Coliseum)

Arkansas 56 • 12-8, 3-4

##	Player	Total	3-Ptr		Rebounds			PF	TP	A	TO	Blk	Stl	Min	
			FG-FGA	FG-FGA	FT-FTA	Off	Def								Tot
04	CLARKE, Coty	f	1-5	0-0	2-2	4	2	6	4	4	0	0	0	1	17
33	POWELL, Marshawn	f	4-11	1-2	2-2	4	1	5	5	11	2	2	2	2	31
03	SCOTT, Rickey	g	3-6	0-2	1-2	0	2	2	2	7	0	0	0	0	16
11	YOUNG, BJ	g	6-12	0-4	2-2	1	2	3	0	14	4	5	0	0	33
12	GULLEY, Fred	g	0-1	0-1	0-0	0	0	0	1	0	0	2	0	1	7
00	MADDEN, Rashad		0-1	0-1	0-0	0	0	0	2	0	0	1	0	1	12
01	WADE, Mardracus		1-5	1-4	0-2	2	0	2	4	3	3	0	1	1	26
05	BELL, Anthon		0-1	0-1	0-0	0	0	0	1	0	0	0	0	0	3
20	HAYDAR, Kikko		0-3	0-3	2-2	1	0	1	3	2	0	1	0	0	24
21	MICKELSON, Hunter		2-4	0-0	2-2	0	1	1	0	6	0	1	2	1	11
22	WILLIAMS, Jacorey		0-1	0-0	0-0	0	1	1	0	0	0	1	0	0	2
24	QUALLS, Michael		4-5	1-1	0-0	0	6	6	1	9	0	0	1	1	18
Team						2	0	2			2				
Totals			21-55	3-19	11-14	14	15	29	23	56	9	15	6	8	200

FG % 1st Half:	9-25	36.0%	2nd half:	12-30	40.0%	Game:	21-55	38.2%	Deadball
3FG % 1st Half:	2-9	22.2%	2nd half:	1-10	10.0%	Game:	3-19	15.8%	Rebounds
FT % 1st Half:	3-4	75.0%	2nd half:	8-10	80.0%	Game:	11-14	78.6%	1

Alabama 59 • 13-7, 5-2

##	Player	Total	3-Ptr		Rebounds			PF	TP	A	TO	Blk	Stl	Min	
			FG-FGA	FG-FGA	FT-FTA	Off	Def								Tot
14	Gueye, Moussa	c	1-3	0-0	1-4	4	3	7	3	3	0	2	4	0	22
05	Lacey, Trevor	g	4-11	1-6	5-6	2	4	6	2	14	2	7	0	2	36
12	Releford, Trevor	g	4-8	1-3	3-3	1	2	3	1	12	1	1	0	1	33
20	Randolph, Levi	g	2-5	1-1	4-4	4	0	4	1	9	3	2	0	2	27
21	Cooper, Rodney	g	0-2	0-0	0-0	0	1	1	1	0	0	0	0	0	16
15	Jacobs, Nick		4-7	0-0	2-2	0	1	1	1	10	0	3	0	0	18
22	Steele, Andrew		2-6	0-1	0-1	0	4	4	1	4	1	1	0	0	26
24	Pollard, Devonta		2-4	0-0	3-5	3	4	7	1	7	0	3	1	1	18
32	Obasohan, Retin		0-0	0-0	0-0	0	1	1	0	0	2	0	0	1	4
Team						2	2	4			2				
Totals			19-46	3-11	18-25	16	22	38	11	59	9	21	5	7	200

FG % 1st Half:	12-23	52.2%	2nd half:	7-23	30.4%	Game:	19-46	41.3%	Deadball
3FG % 1st Half:	2-5	40.0%	2nd half:	1-6	16.7%	Game:	3-11	27.3%	Rebounds
FT % 1st Half:	4-6	66.7%	2nd half:	14-19	73.7%	Game:	18-25	72.0%	3

Officials: Tony Greene, Michael Stephens, Jamie Luckie
 Technical fouls: Arkansas-None. Alabama-Releford, Trevor.
 Attendance: 11132

Score by periods	1st	2nd	Total
Arkansas	23	33	56
Alabama	30	29	59

Points	In	Off	2nd	Fast	Bench
AR	30	20	13	6	20
UA	26	14	7	2	21

Last FG - AR 2nd-00:05, UA 2nd-03:53.
 Largest lead - AR by 3 2nd-09:50, UA by 11 1st-04:44.
 Score tied - 6 times.
 Lead changed - 10 times.

TUSCALOOSA, Ala. - The Alabama men's basketball team won a tight game over Arkansas, 59-56, Thursday night in Coleman Coliseum. Sophomore guard Trevor Lacey led the team with 14 points to go with six rebounds. Alabama goes to 13-7 on the year and 5-2 in Southeastern Conference play. Arkansas is now 13-7 and 3-4 in the SEC.

"We found a way to win," UA Head Coach Anthony Grant said. "It wasn't pretty. There were obviously things in the game we would have liked to have done differently, but at the end of the day when it came down to crunch time, our guys found a way. We did a great job at the free-throw line tonight. We had some big stops at the end of game."

Alabama committed a season-high 21 turnovers, but went 9-10 from the free-throw line at the end of the game, which accounted for their last nine points. Junior guard Trevor Releford tallied a dozen points while sophomore forward Nick Jacobs added 10 points off the bench.

Alabama out-rebounded Arkansas 38-29 which brings Alabama's record to 6-2 when outrebounding their opponents. "In the first half we didn't do a very good job rebounding the ball," Grant said. "Nine of their 23 points in the first half were second-chance points off offensive rebounds. In the second half we had 11 defensive rebounds and they got eight offensive rebounds. Many of those came late in the half. I thought we did a much better job down the stretch of fighting for rebounds and coming up with those loose balls."

Arkansas guard BJ Young had 14 points and four assists, both were team highs. Forward Marshawn Powell added 11 points.

7

Number of games that senior guard Andrew Steele was out of the Alabama lineup recovering from surgery for a sports hernia. The Tide went 2-5 without Steele in the lineup. (10-2 when he plays).

28.9

Opponents shot just 28.9 percent from the three-point arc against UA last season, the fourth lowest percentage in the nation and the lowest in SEC history.

30.7

Opponents shooting percentage from the three-point arc against UA through 20 games this season.

43

Junior guard Trevor Releford moved into 45th on the all-time scoring list and currently has 1,077 points. Earlier this year, he became the 46th player in program history to reach the 1,000-point plateau for his career.

44.8

Junior guard Trevor Releford's three-point field goal percentage, which leads Alabama.

50.0

Releford's three-point field goal percentage in UA's seven SEC games (9-of-18).

58.1

Alabama's defense allowed 58.1 points per game last season, the ninth lowest average in the nation and the sixth lowest in SEC history. Only 19 teams in the nation held opponents to less than 60 points per game.

58.5

Average number of points Alabama's defense allows through 20 games this season. That number ranks second in the SEC and 23rd in the nation.

.622

Alabama's all-time winning percentage, which ranks third in the Southeastern Conference, behind Kentucky and Arkansas.

.682

Anthony Grant's all-time winning percentage as a head coach (152-71).

1,558

Number of all time wins for Alabama, now in its 100th year of basketball.

2,500

The Texas A&M game on Jan. 19 marked Alabama's 2,500th game in program history.



Head Coach

Anthony GRANT

Fourth Season

- 2012**
NCAA Participant
- 2011**
SEC Western Champions
- 2011**
NIT Finalist
- 2009**
CAA Tournament and regular season champions
- 2008**
CAA regular season champions
- 2008**
Assistant Coach, USA Basketball U18 Team
- 2007**
Colonial Athletic Association Coach of the Year
- 2007**
CAA Tournament and regular season champions
- 2006**
Won NCAA Title with University of Florida
- 1987**
Team Most Valuable Player, University of Dayton
- 1984-87**
Appeared in two NCAA Tournaments and one NIT as a player with Dayton

QUICK FACTS

University	
Location	Tuscaloosa, Ala.
Founded	April 12, 1831
Enrollment	33,602
Conference (Division)	Southeastern (Western)
Colors	Crimson and White
Nickname	Crimson Tide
President	Dr. Judy Bonner
Athletic Director	Mal Moore
Faculty Athletics Representative	Dr. Kevin Whitaker
Arena	Coleman Coliseum (15,383)

Coaching Staff

Head Coach	Anthony Grant
Alma Mater	Dayton, 1987
Record at Alabama	76-46 (fourth season)
Career Record	152-71 (seventh season)
Assoc. Head Coach	Dan Hipsher (BGSU, 1977)
Assistants	John Brannen (Marshall, 1997) Tony Pujol (Sterling, 1989)
Director of Operations	Antoine Pettway
Strength and Conditioning	Andy Weigel
Video Coordinator	Sean Dwyer

Team Information

2011-12 Record	21-12
2011-12 SEC Record	9-7/1st West
2011-12 H/A/N Record	13-3/4-7/4-2
Starters Returning/Lost	4/2
Letterwinners Returning/Lost	8/4
Newcomers	2

Program History

All-Time Record	1,558-944-1 (.622)
SEC Record	735-562 (.566)
SEC Tournament Record	59-45 (.567)
SEC Championships	7 (1934, 56, 74t, 75t, 76, 87, 02)
SEC Divisional Championships	4 (2002, 05, 11, 12)
SEC Tournament Championships	6 (1934, 82, 87, 89, 90, 91)
NCAA Appearances	19 (1975, 76, 82, 83, 84, 85, 86, 87l, 89, 90, 91, 92, 94, 95, 02, 03, 04, 05, 06, 12)
NCAA Record	18-19! (.486)
NIT Appearances	11 (73, 77, 79, 80, 81, 93, 96, 99, 01, 07, 11)
NIT Record	21-14 (.600)

! 1987 NCAA Tournament appearance and record (2-1) were vacated

Athletics Communications

Basketball Contact	Aaron Jordan
Office	205-348-6084
Cell	205-913-1979
E-mail	ajordan@ia.ua.edu
Fax	205-348-8841
Website	www.RollTide.com
Mailing Address	1201 Coliseum Drive Room 170 Tuscaloosa, AL 35487

CAREER HISTORY AND RESULTS

University of Alabama, Head Coach, 2009-Present

Year	Record	Pct.	SEC Record	Pct.	Postseason/Honors
2012-13	13-7	.650	5-2	.714	
2011-12	21-12	.636	9-7	.562	NCAA Second Round
2010-11	25-12	.676	12-4	.750	NIT Finalist SEC Western Division Champions
2009-10	17-15	.531	6-10	.375	
Total	76-46	.623	32-23	.582	

Virginia Commonwealth University, Head Coach, 2006-09

Year	Record	Pct.	CAA Record	Pct.	Postseason/Honors
2008-09	24-10	.706	14-4	.778	NCAA First Round/CAA Regular Season and Tournament Champions
2007-08	24-8	.750	15-3	.833	NIT First Round CAA Regular Season Champions
2006-07	28-7	.800	16-2	.889	NCAA Second Round/CAA Regular Season and Tournament Champions
Total	76-25	.752	45-9	.833	
TOTALS	152-71	.682			

University of Florida, Associate Head Coach, 2001-06

Year	Record	Pct.	SEC Record	Pct.	Postseason/Honors
2005-06	33-6	.846	10-6	.625	NCAA National Champions SEC Tournament Champions
2004-05	24-8	.750	12-4	.750	NCAA Second Round SEC Tournament Champions
2003-04	20-11	.645	9-7	.563	NCAA First Round
2002-03	25-8	.757	12-4	.750	NCAA Second Round
2001-02	22-9	.710	10-6	.625	NCAA First Round/SEC East Champions
Total	124-42	.747	53-27	.663	

University of Florida, Assistant Coach, 1996-2001

Year	Record	Pct.	SEC Record	Pct.	Postseason/Honors
2000-01	24-7	.774	12-4	.750	NCAA Second Round
1999-00	29-8	.784	12-4	.750	NCAA Finals/SEC Champions
1998-99	22-9	.710	10-6	.625	NCAA Sweet 16
1997-98	14-15	.483	6-10	.375	
1996-97	13-17	.435	5-11	.313	
Total	102-56	.646	45-35	.563	

Marshall University, Assistant Coach, 1994-96

Year	Record	Pct.	SoCon Record	Pct.	Postseason/Honors
1995-96	17-11	.608	8-6	.571	
1994-95	18-9	.667	10-4	.714	
Total	25-20	.625	18-10	.642	

Stetson University, Assistant Coach, 1993-94

Year	Record	Pct.	ASun Record	Pct.	Postseason/Honors
1993-94	14-15	.483	9-7	.563	
Total	14-15	.483	9-7	.563	

Miami Central High School, Head Coach, 1992-93

Miami Senior High School, Assistant Coach, 1987-92

Won three state titles and earned five national rankings

ON THE BENCH



DAN HIPSHER
Associate Head Coach

A 30-year veteran of collegiate coaching ... was most recently the assistant head coach at South Florida ... was a head coach at Akron (1995-04), Stetson (1993-95) and Wittenberg (1989-93) ... was an assistant coach at Dayton where he recruited and coached Anthony Grant ... also hired Grant as an assistant coach at Stetson ... is a 1977 graduate of Bowling Green State University.



JOHN BRANNEN
Assistant Coach

Was a member of Grant's staff for three years at VCU ... was also an assistant coach at St. Bonaventure (2003-06), Eastern Kentucky (2000-03) and Charleston (1999-00) ... was coached by Grant as a player at Marshall ... was the Southern Conference Tournament MVP as a senior and led the league in scoring ... is a 1996 graduate of Marshall University.



TONY PUJOL
Assistant Coach

Was a member of Grant's staff as an assistant at VCU ... also served as an assistant at Appalachian State and was an extremely successful high school coach in South Florida.



ANTOINE PETTWAY
Director of Operations

Former Crimson Tide star that was an integral part of the Tide's Elite Eight run in 2004 ... was a former walk-on before earning a scholarship ... is in his second season coaching at his alma mater ... graduated in 2004.



ANDY WEIGEL
Strength and Conditioning

Served on Grant's staff at VCU for two seasons after two years at Florida as an undergraduate assistant ... also works with the Tide's men's tennis team.



SEAN DWYER
Video Coordinator

The newest addition to the coaching staff, Sean Dwyer, is in his second season at Alabama. He brings a wealth of experience with successful programs having served in varying roles at Arkansas, Michigan State and Florida.

ALABAMA EMBARKS ON 100TH SEASON OF BASKETBALL

- The 2012-13 men's basketball season marks the 100th year of hoops at the University of Alabama. Throughout the season, Alabama will have stories, videos and promotions to commemorate the occasion.
- The contest vs. Texas A&M on Jan. 19 marked the 2,500th contest in UA program history.
- A special celebration for 100 years of basketball at Alabama will take place on Sat., March 9, when the Tide takes on Georgia, and will be presented by Alabama Power and Legacy Credit Union.
- Since 1973, Alabama has appeared in 30 postseason tournaments (NCAA and NIT).

ALABAMA TRAVELS NORTH TO TAKE ON VANDERBILT

- NOTE: A box score from the last meeting between Vanderbilt and Alabama can be found on Page 10.
- Alabama will have a quick turnaround when it plays less than 48 hours after Thursday night's contest, as the Tide will travel to Nashville, Tenn., to square off against the Vanderbilt Commodores on Saturday. The game will tip off at 3 p.m. CT (4 p.m. ET) and will be televised on the SEC Network.
- Vanderbilt and Alabama will meet for the 132nd time in series history, making the Commodores the ninth-most common opponent in UA program history.
- Vanderbilt owns a 66-65 edge in the all-time

series and has won three straight contests over Alabama.

- The Tide has lost 11 consecutive games when playing the Commodores at Memorial Gym. The last UA victory in Nashville came on Feb. 3, 1990 when Wimp Sanderson coached UA to a 65-56 victory.
- This year's match-up will mark the lone meeting between the two schools.

SERIES NOTES VS. ARKANSAS

- The series began during 1923-24 campaign.
- Seven of the last eight games played between the two teams have been decided by 10 or fewer points, with five of those contests being decided by five or fewer points. Two of the last eight match-ups have went to overtime.
- There has been 11 overtime contests in series history, with Vanderbilt winning seven of those games (7-4).
- Head coach Anthony Grant has never beaten the Commodores, sporting an 0-3 record in all-time match-ups, including an 0-1 record at Memorial Coliseum.

COMING UP NEXT

- Alabama will travel to Auburn, Ala. where it will square off against rival Auburn on Wednesday night. The game will tip off at 7 p.m. CT and will be televised on the SEC Network.
- Alabama and Auburn will meet for the 146th time in series history, making the Tigers the

TROUBLE CLOSING GAMES

In each of the team's seven losses this season, Alabama has either held a lead or been within striking distance in the second half, only to lose the game thanks in large part to a scoring drought by the Crimson Tide. Those drought have in turn allowed the opposition to go on a big game-ending run. Below is a breakdown of each of the seven games and the run which essentially resulted in a UA loss:

Opponent (Date)	Score Before Run	UA Drought	Opponent Run	Final
at Cincinnati (12/1)	Led 50-48 at 8:00	2 pts over next 6:23	10-6 (UC led 58-56)	L, 58-56
vs. Dayton (12/5)	Trailed 44-47 at 16:39	4 pts over next 6:25	15-4 (UD led 62-48)	L, 81-76
at VCU (12/15)	Trailed 28-39 at 16:04	7 pts over next 5:13	21-7 (VCU led 60-35)	L, 73-54
vs. Merer (12/22)	Led 46-35 at 10:26	3 pts over next 4:34	17-3 (MER led 52-49)	L, 66-59
vs. Tulane (12/30)	Led 42-36 at 7:13	3 pts over next 6:23	14-3 (TUL led 50-45)	L, 53-50
at Missouri (1/8)	Trailed 55-51 at 11:29	0 pts over next 2:29	7-0 (MIZZ led 62-51)	L, 84-68
at Tennessee (1/26)	Led 46-39 at 6:08	1 pt over next 3:50	11-1 (UT led 50-47)	L, 54-53

LAST THREE GAMES

RECORD:	OVERALL	HOME	AWAY	NEUTRAL
ALL GAMES	2-1	2-0	0-1	0-0
CONFERENCE	2-1	2-0	0-1	0-0
NON-CONFERENCE	0-0	0-0	0-0	0-0

#	Player	gp-gs	min	avg	Total			3-Point		F-Throw		Rebounds			pts	avg						
					fg-fga	fg%	3fg-fga	3fg%	ft-fa	ft%	off	def	tot	avg			pf	dq	a	to	blk	stl
12	Releford, Trevor	3-3	100	33.3	15-29	.517	5-7	.714	8-9	.889	2	5	7	2.3	4	0	7	4	0	8	43	14.3
05	Lacey, Trevor	3-3	100	33.3	10-33	.303	3-14	.214	9-12	.750	2	12	14	4.7	4	0	10	9	2	7	32	10.7
15	Jacobs, Nick	3-0	60	20.0	12-19	.632	0-0	.000	4-7	.571	4	4	8	2.7	3	0	0	3	1	1	28	9.3
20	Randolph, Levi	3-3	81	27.0	6-16	.375	1-5	.200	7-8	.875	5	3	8	2.7	7	0	6	3	2	6	20	6.7
21	Cooper, Rodney	3-3	79	26.3	6-21	.286	2-7	.286	2-5	.400	4	7	11	3.7	7	0	2	3	0	1	16	5.3
14	Gueye, Moussa	3-3	60	20.0	5-8	.625	0-0	.000	3-7	.429	6	8	14	4.7	7	0	0	3	12	0	13	4.3
22	Steele, Andrew	3-0	70	23.3	4-14	.286	0-4	.000	2-4	.500	0	7	7	2.3	3	0	4	3	0	1	10	3.3
16	Pollard, Devonta	3-0	46	15.3	3-8	.375	0-1	.000	3-5	.600	3	9	12	4.0	5	0	1	4	3	2	9	3.0
32	Obasohan, Retin	1-0	4	4.0	0-0	.000	0-0	.000	0-0	.000	0	1	1	1.0	0	0	2	0	0	1	0	0.0
Team											5	5	10				3					
Total.....		3	600		61-148	.412	11-38	.289	38-57	.667	31	61	92	30.7	40	0	32	35	20	27	171	57.0
Opponents.....		3	600		64-161	.398	10-38	.263	27-41	.659	42	68	110	36.7	54	-	26	39	21	14	165	55.0

fourth-most common opponent in UA program history.

- Alabama owns a 89-56 lead in the all-time series and has won five straight contests in the series.
- Wednesday's contest will mark the first of two meetings between the two rivals. Auburn will play at Alabama on Tuesday, Feb. 26, at 6 p.m. ESPNU.
- Head coach Anthony Grant has an all-time record of 5-1 when his team has faced the Tigers, including a 2-1 mark when playing at Auburn.

ALABAMA-ARKANSAS - AN INSIDE LOOK

• *What Won The Game For UA:* Trailing 52-50 with 3:35 remaining, the Crimson Tide did not convert another field goal. However,

2012-13 BREAKDOWN BY CLASS

SCORING

Class	PPG	PCT.
Senior (1)	4.1	.064
Juniors (6)	21.6	.335
Sophomores (5)	38.7	.600
Freshmen (2)	7.8	.121

REBOUNDING

Class	RPG	PCT.
Senior (1)	2.2	.070
Juniors (6)	9.7	.307
Sophomores (5)	16.4	.519
Freshmen (2)	4.6	.133

ASSISTS

Class	APG	PCT.
Senior (1)	1.7	.142
Juniors (6)	2.5	.214
Sophomores (5)	6.7	.573
Freshmen (2)	1.5	.128

STEALS

Class	SPG	PCT.
Senior (1)	1.4	.163
Juniors (6)	2.3	.264
Sophomores (5)	4.1	.471
Freshmen (2)	1.5	.172

BLOCKS

Class	SPG	PCT.
Senior (1)	0.0	.000
Juniors (6)	2.0	.408
Sophomores (5)	1.9	.388
Freshmen (2)	1.1	.224

UA connected on 9-of-10 free throws down the stretch and outscored the Razorbacks, 9-4 over the final three minutes to clinch the three-point win.

• *The Difference Maker:* Alabama outrebounded Arkansas, 38-29, for the game, including 24-14 in the second half. It was the first time in three games, and just the third time in league play, that UA has outrebounded an opponent. Sophomore Trevor Lacey grabbed perhaps the biggest rebound of the night with 19 seconds remaining and the Tide clinging to a 56-54 lead. Senior Andrew Steele missed a three-pointer in which Lacey corralled inbetween several Razorback players. He was then fouled by Arkansas' leading scorer Marshawn Powell, resulting in his fifth foul of the game. Lacey hit 1-of-2 free throws, making it a three-point game.

• *The Wow Stat:* Alabama committed a season-high 21 turnovers, and marked the second time this season the Tide has turned the ball over 20 times in a game this season. Ironically, UA is 2-0 when reaching the mark (committed 20 turnovers in a 66-62 win at Texas Tech on Dec. 19).

DEFENSIVE SPECIALISTS

• Over its past five contests alone, the Tide has held the opposition to an average of 51.4 points a game, winning four of those contests.

• Entering the Vanderbilt game, Alabama has held 12 of its 20 opponents to below 60 points in a game..

• For the year, UA is allowing opponent to score an average of 58.5 points per game, which ranks second in the SEC and 23rd nationally.

• The Alabama defense during head coach Anthony Grant's tenure continues to be one of the best in the nation.

• Below is a breakdown of the UA defensive numbers for the last three seasons and where it ranked in the conference, as well as nationally:

Season	PPG	SEC Rank	National Rank
2012-13	58.5	2nd	23ed
2011-12	58.1	1st	9th
2010-11	59.4	1st	8th

THREE-POINT TURNAROUND

• Alabama is showing quite an improvement early this season in three-point shooting.

• Last year, the Tide shot 28.9 percent from three-point range, which ranked last in the SEC.

SEC STANDINGS

Through games played January 31

	SEC	Overall
Florida	7-0	17-2
Mississippi	6-1	17-3
Kentucky	5-2	14-6
Alabama	5-2	13-7
Missouri	4-3	15-5
Texas A&M	3-4	13-7
Arkansas	3-4	12-8
Tennessee	3-4	11-8
Georgia	3-4	9-11
LSU	2-5	11-7
South Carolina	2-5	12-8
Vanderbilt	2-5	8-11
Auburn	2-5	8-12
Mississippi State	2-5	7-12

AROUND THE SEC

Saturday, February 2nd

Auburn at Missouri
 Georgia at South Carolina
Alabama at Vanderbilt
 Tennessee at Arkansas
 LSU at Mississippi St.
 Kentucky at Texas A&M
 Ole Miss at Florida

Tuesday, February 5th

Florida at Arkansas
 South Carolina at Kentucky

Wednesday, February 6th

Alabama at Auburn
 Georgia at Tennessee
 Vanderbilt at LSU
 Mississippi St. at Ole Miss

Thursday, February 7th

Missouri at Texas A&M

Saturday, February 9th

Ole Miss at Missouri
 Arkansas at Vanderbilt
 Auburn at Kentucky
 Texas A&M at Georgia
 Mississippi St. at Florida
LSU at Alabama

Sunday, February 10th

Tennessee at South Carolina

2012-13 TOP PERFORMANCES

CATEGORY

ALABAMA

OPPONENTS

Points	26 by Trevor Releford at Missouri, 1/8/13	30 by Nate Wolters, South Dakota State, 11/9/12
Field Goals Made	8, 6x, last by Trevor Releford at Missouri, 1/8/13	10 by Nate Wolters, South Dakota State, 11/9/12
Field Goal Attempts	18 by Rodney Cooper vs. Lamar, 11/28/12	16, 2x, last by Jaye Crockett, Texas Tech, 12/19/12
3-Pointers Made	5, 3x, last by Trevor Releford vs. Charleston Southern, 11/23/12	5, 3x, last by Jabari Brown, Missouri, 1/8/13
3-Pointers Attempted	8 by Trevor Releford vs. Charleston Southern, 11/23/12	11 by Troy Daniels, VCU, 12/15/12
Rebounds	11, Nick Jacobs at Mississippi State, 1/16/13	18 by Jarnell Stokes, Tennessee, 1/26/13
Assists	7 by Trevor Lacey vs. Oakland, 1/5/13	13 by Phil Pressey, Missouri, 1/8/13
Steals	5, 3x, last by Trevor Releford at Tennessee, 1/26/13	5 by Daylen Robinson, Texas Tech, 12/19/12
Blocks	5 by Moussa Gueye vs. Kentucky, 1/22/13	8 by Nerlens Noel, Kentucky, 1/22/13

PRESSURE FREE THROWS

Below is a look at each player's success in pressure free-throw situations in the final five minutes of games this season and for their careers.

Player	2012-13		Since 2008-09	
	FT-FTA	Pct.	FT-FTA	Pct.
Engstrom	2-2	1.000	4-5	.800
Jacobs	5-5	1.000	12-18	.667
Lacey	11-13	.846	18-23	.783
Releford	26-30	.867	94-118	.797
Steele	9-12	.750	41-54	.759
Randolph	7-9	.778	17-24	.708
Pollard	6-9	.667	6-9	.667
Cooper	7-11	.636	8-14	.571
Wilson	2-5	.400	2-5	.400
Obasohan	1-3	.333	1-3	.333
Gueye	0-4	.000	2-6	.333
Team	67-93	.720		

- Through 20 games this year, Alabama is shooting 35.4 percent (112-of-316) from deep, which ranks fourth in the SEC. In comparison, heading into its 21st game of the season a year ago, the Tide was shooting just 27.7 percent (80-of-289) from beyond the arc.
- Moreover, through seven conference games, Alabama ranks second in the SEC, knocking down 38.7 percent (36-of-93) of its threes in league play.
- Heading into the Vanderbilt game, three Alabama players are shooting 38-percent or better from three-point range (Trevor Releford - 44.8 percent, Trevor Lacey - 41.8 percent and Levi Randolph - 38.3 percent).

YOUTH MOVEMENT

- This year's Alabama men's basketball team boasts only one senior – Andrew Steele.
- Five of the top six scorers on this year's team are either freshmen or sophomores. In fact, freshmen and sophomores account for 72 percent (46.5 combined points a game) of the team's total scoring, 66 percent (21.0 combined rebounds a game) of rebounding and 70 percent (8.2 combined assists per game) of the total assists.
- The top eight healthy players averaging double-digit minutes this season includes four sophomores and one freshman.
- Of the top seven scorers on this year's team, five are freshmen and sophomores (also includes on junior and one senior).
- A complete breakdown of the averages by class can be found in the left column on page 7.

WISHING DECEMBER NEVER HAPPENED

- Alabama was glad to see the month of December come to an end. The Tide struggled during the month, going 1-5 in the six games, including an 0-3 mark at home.
- It was quite the opposite during the months of November and January. During the two months, the Tide went a combined 12-2.
- Below is a month-by-month breakdown of

UA's stats during the first three months of the season.

	FG%	Def FG%	APG	TOs	PPG	PPA
Nov.	.467	.376	14.7	12.2	71.0	54.3
Dec.	.416	.415	8.7	14.0	60.2	65.5
Jan.	.450	.414	11.5	12.5	62.1	56.4

THE TREVORS GETTING IT DONE

- For the season, guards Trevor Releford and Trevor Lacey are proving to be one of the top backcourt duos in the SEC.
- Releford (15.9 ppg) and Lacey (12.2 ppg) are averaging a combined 28.1 points per game – approximately 44-percent of the team's 64.2 points per game average.
- In addition, the two guards have shot a combined 173-of-379 (46.0 percent) from the floor, 64-of-149 (43.0 percent) from beyond the arc and 120-of-153 (78.4 percent) from the charity stripe this season.

FREE THROWS ADVANTAGE

- Alabama connected on 18-of-25 (72.0 percent) in the win over Arkansas on Thursday night, including knocking down 9-of-10 in the final three-plus minutes to secure the victory.
- In fact, UA has been one of the better free throw shooting teams in the SEC this season.
- The Tide comes into Saturday's contest ranked third in the SEC in overall free throw percentage (.693) and is tied for third in the league in conference games only, knocking down 70.1 percent of its foul shots.
- UA connected all 14 of its free throws in the season-opening win over South Dakota State (11/9), which is the best performance by an SEC team from the charity stripe this year.

SCORCHING IN THE SECOND HALF

- In the win over Arkansas, Alabama was outscored in the second half, 33-29, which marked only the seventh time this season the Crimson Tide has lost the scoring battle in the final 20 minutes this season. UA is 2-5 this season when it has been outscored in the second half of a contest.
- Twenty games into the season, Alabama has proved to be a strong second half team.
- In first halves this season, the Tide is outscoring the competition by only 1.6 points (29.3-27.7) and shooting 43.2 percent from the floor.
- In second halves, UA has outscored opponents by 4.1 points (35.0-30.9) and has shot 46.0 percent from the field.
- Below is a complete breakdown of Alabama stats in the first half vs. the second half:

	UA HALF	Points	UA Allowed	FG%	Def FG%	Tot Asts	Tot TOs
1st half	29.3	27.7	.432	.395	107	144	
2nd half	35.0	30.9	.460	.416	125	113	

SECOND HALF KEY

- The key in the second half seems to begin with sophomore guard Trevor Lacey. The Huntsville, Ala., native steps his game up over the final 20

minutes more than any other player on the Alabama roster.

- In the first half this season, Lacey's 4.5 points average is fourth on the team, while his field goal percentage is ninth.
- In the second half, Lacey ranks second with 7.8 points average and leads the team in field goal percentage over the final 20 minutes.
- Below is a complete breakdown of Lacey's stats in the first half vs. the second half:

HALF	Points	PPG	FG%	3FG%
1st half	89	4.5	.318	.357
2nd half	155	7.8	.520	.469

JACOBS STEPPING UP

- Sophomore forward Nick Jacobs has been a big reason why Alabama has won six of its last eight games.
- Over the eight-game span, the Atlanta, Ga., native has accounted for 8.4 points, 4.5 rebounds and 1.0 blocks a game, while shooting a team-leading 58.5 percent (31-of-53) from the floor.
- In comparison, Jacobs averaged just 4.9 points and 2.6 rebounds, while shooting 45.6 percent (26-of-57) from the floor in his previous 12 contests.
- Jacobs also recorded Alabama's first and only double-double of the season when he went for 16 points and 11 rebounds off the bench in the win at Mississippi State on Jan. 16.
- When Jacobs scores at least eight points in a game this year, Alabama has a record of 5-1.

RANDOLPH EARNS ACADEMIC HONOR

- Alabama men's basketball sophomore guard Levi Randolph was named to the Capital One Academic All-District 4 First Team as selected by College Sports Information Directors of America (CoSIDA), the organization announced on Thursday.
- Randolph is one of 40 student-athletes who advanced to the Capital One Academic All-America Team ballot, when first, second and third-team All-America honorees will be selected in February.
- A native of Madison, Ala., Randolph maintains a 3.48 GPA as a marketing major and has been named to the Dean's List in every semester of his college career (3.1 GPA or better). As a freshman last season, Randolph was selected to the SEC First Year Academic Honor Roll.
- Randolph becomes the first Alabama men's basketball player to earn the recognition since former standout Terrance Meade was named to the 2003 Academic All-District 4 First Team.

KEN POMEROY RANKINGS

- Ken Pomeroy is the creator of kenpom.com, a widely used and respected college basketball statistics and rankings site, which ranks teams according to their offensive and defensive efficiency. All team efficiency stats are adjusted for tempo as well as strength of schedule in order to give the truest possible picture of team quality.

• According to the latest Ken Pomeroy numbers (1/28), Alabama is ranked No. 66 in the nation and has the 590th-toughest strength of schedule.

• He also ranks the Crimson Tide No. 50 in the nation in overall defense.

• Below is where Alabama ranks in a few other recognized RPIs:

Organization	RPI	SOS
CBSsports.com	60	38
RealTimeRPI.com	65	40
WarrenNolan.com	60	38
ESPN.com InsideRPI	63	40
NCAA (updated weekly)	63	NA

'STEELE'-ING THE SHOW

• Senior Andrew Steele missed seven games due to sports hernia surgery. Since making his return to the lineup on Jan. 5 vs. Oakland, Steele has averaged 4.0 ppg and a team-high 1.6 steals a game.

• Steele, a native of Birmingham, Ala., provides leadership on the court, which is something that was missed during his time away. In fact, Alabama is 2-5 without Steele in the lineup, but 11-2 when he suits up, with the lone losses coming at then-No. 10 Missouri and at Tennessee.

• Part of the reason why Steele makes such an impact is because he has made clutch plays down the stretch of games. Below are a few examples of Steele's performance in the final minutes:

Jan. 12 vs. Tennessee: Trailing 55-52 with 4:53 remaining, Steele sparks a 10-0 Alabama run with six points (including 4-of-4 from free throw line), three steals and an assist in the final five minutes of the contest. UA wins, 68-65.

Jan. 19 vs. Texas A&M: Trailing 47-45 with 42 seconds left, Steele hits a layup and was fouled. His ensuing free throw gives Alabama a 48-47 lead. It was his only points in the game. UA wins, 50-49.

Jan. 22 vs. Kentucky: Steele hits a layup with 9:43 left that gives Alabama its first lead since early in the first half. It was a lead the Tide never gave up. Steele also hit a free throw late to make it a two possession game with 22 seconds left to seal the victory.

BLOCK PARTY

• Alabama recorded nine blocked shots in the win over Kentucky, which were the second-most swats in a game this season.

• Despite having just one player on the active roster who is listed taller than 6-8, the Crimson Tide ranks fourth in the league in blocked shots per game (5.0 bpg) and is third in SEC games only in the category (5.1 bpg).

• Leading the charge in seven-foot junior center Moussa Gueye. Coming into the Vanderbilt game, Gueye ranks second in the SEC in league games only, averaging 2.9 blocks per contest, including a season-high five swats vs. Kentucky (1/22).

SPECIALTY STATS

Opponent	Pts off					W/L	Score	Leads overcome
	Paint	T/O	2ndCh	FastB	Bench			
South Dakota State	22	9	13	4	8			
ALABAMA	34	18	12	6	33	W	70-67	trailed by 13 1st-04:14
West Alabama	16	14	11	4	30			
ALABAMA	24	28	5	6	25	W	80-49	never trailed
vs. Oregon State	34	8	2	10	28			
ALABAMA	36	18	13	4	28	W	65-62	trailed by 5 1st-14:04
vs. Villanova	16	4	4	6	12			
ALABAMA	32	23	2	11	20	W	77-55	trailed by 4 1st-16:30
Charleston So.	18	17	12	6	13			
ALABAMA	30	17	7	12	3	W	59-46	trailed by 5 1st-8:55
Lamar	22	8	8	4	24			
ALABAMA	34	20	19	8	35	W	75-47	trailed by 4 1st-16:58
at Cincinnati	34	16	12	6	16			
ALABAMA	30	10	9	5	16	L	56-58	NA
Dayton	28	8	10	6	10			
ALABAMA	26	15	11	2	16	L	76-81	NA
at VCU	26	19	17	6	25			
ALABAMA	24	10	5	0	16	L	54-73	NA
at Texas Tech	34	16	15	10	32			
ALABAMA	32	19	15	8	11	W	66-62	never trailed
Mercer	22	11	16	0	9			
ALABAMA	32	17	6	8	8	L	59-66	NA
Tulane	20	13	10	4	10			
ALABAMA	28	11	5	2	5	L	50-53	NA
Oakland	20	9	9	6	13			
ALABAMA	32	14	4	8	11	W	65-45	trailed by 4 1st-16:22
at Missouri	40	17	7	15	19			
ALABAMA	28	15	4	4	9	L	68-84	NA
Tennessee	30	12	10	2	20			
ALABAMA	18	19	6	10	14	W	68-65	trailed by 8 1st-8:12
at Mississippi State	18	11	2	2	16			
ALABAMA	38	25	13	3	27	W	75-43	trailed by 4 1st-14:30
Texas A&M	30	20	7	2	6			
ALABAMA	22	11	2	6	26	W	50-49	trailed by 14 1st-6:33
Kentucky	32	5	10	4	16			
ALABAMA	32	11	11	2	18	W	59-55	trailed by 11 1st-4:18
at Tennessee	36	6	17	0	5			
ALABAMA	24	14	5	9	8	L	53-54	NA
Arkansas	30	20	13	6	20			
ALABAMA	26	14	7	2	21	W	59-56	trailed by 3 2nd-9:50
ALABAMA Totals	582	329	161	116	350			
Average/Game	29.1	16.4	8.1	5.8	17.5			
Opponent Totals	528	243	205	103	332			
Average/Game	26.4	12.2	10.2	5.2	16.6			

COMEBACK KIDS

- In two of its last four victories, the Crimson Tide has comeback from double-digit deficits to record a win.
- Alabama trailed by as many as 14 points (20-6) and by 11 points at halftime vs. Texas A&M on Jan. 19. But a strong defensive effort and accurate shooting helped the Tide outscore the Aggies, 35-23, in the second half to get the win.
- The Tide trailed by as many as 11 points (31-20) and by nine points at halftime vs. Kentucky on Jan. 22. But again, the Tide had a strong effort in the second half, outscoring the Wildcats 35-22 over the final 20 minutes to record a victory.
- Alabama has had three games in all in which it trailed by double figures only to come back and win (trailed South Dakota State by 13 and won 70-67). Of its 13 victories on the year, the Crimson Tide has trailed at some point in 11 of them.

THE KEY BEGINS WITH RELEFORD

- Junior guard Trevor Releford has an important role in every game he plays for the Crimson Tide, considering he is the most experienced player on this year's roster with 86 games played

in his career.

- That becomes even more evident when looking at his numbers in UA wins and losses.
- In the Tide's 13 wins this season, Releford, who has played in 11 of the 13 victories, is averaging 16.6 ppg. However, he contributes 14.7 points a contest in the team's seven losses.
- In fact, Alabama has a record of 8-3 this season in games Releford has scored at least 14 points. However, the Tide is 3-4 when he scores below 14 points in a contest.
- A complete breakdown of Releford's numbers in wins vs. losses can be found below.

Releford in...	PPG	FG%	3FG%	Asts	Stls
...UA Wins	16.6	.536	.471	2.7	1.9
...UA Losses	14.7	.434	.417	2.3	2.0

BUZZER-BEATERS

- Three times this season, Alabama hit a game-winning shot in the final seconds to pull out a victory.
- Trevor Lacey has recorded two buzzer beaters, with the most recent coming on a 17-foot jumper with nine seconds left to pull out a 50-49 victory over Texas A&M on Jan. 19.
- Lacey also hit the first game-winner of the year when he hit a three-pointer as the buzzer

UA'S MOST FAMILIAR FOES

Below is a look at Alabama's most familiar foes in school history. The Crimson Tide faces all top-10 most common opponents during the 2012-13 season.

Opponents	Games	Record
1. Mississippi State	189	116-73
2. Mississippi	169	116-53
3. LSU	166	100-66
4. Auburn	145	89-56
5. Tennessee	141	75-66
6. Kentucky	139	37-102
7. Georgia	138	91-47
8. Florida	133	73-60
9. Vanderbilt	131	66-65
10. Tulane	84	52-32

sounded to lift UA to a 70-67 victory in the season-opener vs. South Dakota State.

- In New York City, it was sophomore Rodney Cooper's turn to steal the spotlight. The Hurtsboro, Ala., native knocked down the winning three-pointer with 12.2 seconds remaining to lift the Crimson Tide to a 65-62 win over Oregon State in the semifinals of the 2K Sports Classic.

A MILESTONE REACHED

- Junior Trevor Releford scored a career-high 26 points in the loss at then-No. 10 Missouri on Jan. 8. In doing so, he became the 46th player in program history to reach the 1,000-point plateau, doing so in just 82 contests.
- The Kansas City, Mo., native enters Saturday's game with 1,077 points and needs four more points to move past Jimmy Hollon (1,080) on the all-time scoring list.
- In addition, with 159 career steals heading into the Arkansas game, Releford needs just two more takeaways to become just the fifth player in program history to record at least 1,000 points and 160 steals in his career.
- Below is a list of where Releford ranks among the all-time scoring leaders at Alabama:

Player	Years	Points
39. Ronald Steele	2005-09	1,113
40. Ray Odums	1972-74	1,112
41. Terrance Meade	2000-03	1,110
42. Jimmy Hollon	1970-72	1,080
43. Trevor Releford	2010-pr.	1,077
44. Chuck Davis	2003-07	1,060

FACING STIFF COMPETITION

- Alabama lost five of its seven games in the month of December, but played some strong competition in doing so. In fact, all seven teams that have beaten UA this year have a winning record. The combined record of the seven squads who have defeated the Crimson Tide is 99-46 (.683) as of Jan. 31.
- Of the seven losses, five were against top 90 RPI teams (according to KenPom.com) in No. 19 Cincinnati, No. 20 VCU, No. 44 Missouri, No. 61 Dayton and No. 97 Tennessee.

LAST BOX SCORE FROM ALABAMA VS. VANDERBILT (JAN. 19, 2012)

Official Basketball Box Score -- Game Totals -- Final Statistics
 Vanderbilt vs Alabama
 01/19/12 6:02 p.m. at Tuscaloosa, Ala. (Coleman Coliseum)

Vanderbilt 69 • 14-4 (4-0 SEC)

##	Player	FG-FGA	3-FGA	FT-FTA	Rebounds			PF	TP	A	TO	Blk	Stl	Min	
					Off	Def	Tot								
05	Goulbourne, Lance	f	2-8	1-3	6-6	0	6	6	1	11	2	1	2	1	28
44	Taylor, Jeffery	f	5-11	2-4	5-6	2	4	6	2	17	1	2	0	0	34
03	Ezeli, Festus	c	5-8	0-0	2-9	4	6	10	3	12	0	1	3	0	24
01	Tinsley, Brad	g	1-3	0-1	2-2	1	1	2	1	4	5	5	0	1	29
23	Jenkins, John	g	5-11	4-7	6-6	2	6	8	1	20	2	4	0	0	32
02	Johnson, Kedren		0-2	0-0	0-0	0	1	1	2	0	1	1	0	0	11
24	Parker, Dai-Jon		0-0	0-0	0-0	0	2	2	1	0	0	1	0	0	14
33	Tchiengang, Steve		1-4	0-1	0-0	2	3	5	1	2	0	0	0	0	16
45	Odom, Rod		1-3	1-2	0-0	0	0	0	0	3	1	1	1	0	12
	Team					2	6	8			1				
	Totals		20-50	8-18	21-29	13	35	48	12	69	12	17	6	2	200

FG % 1st Half: 8-22 36.4% 2nd half: 12-28 42.9% Game: 20-50 40.0% Deadball Rebounds 5
 3FG % 1st Half: 2-6 33.3% 2nd half: 6-12 50.0% Game: 8-18 44.4%
 FT % 1st Half: 8-12 66.7% 2nd half: 13-17 76.5% Game: 21-29 72.4%

Alabama 59 • 13-5 (2-2 SEC)

##	Player	FG-FGA	3-FGA	FT-FTA	Rebounds			PF	TP	A	TO	Blk	Stl	Min	
					Off	Def	Tot								
01	Green, JaMychal	f	3-7	0-0	0-0	2	6	8	5	6	0	3	2	2	31
05	Mitchell, Tony	f	0-8	0-5	0-0	1	4	5	2	0	4	1	1	0	31
03	Lacey, Trevor	g	4-10	2-7	0-0	2	2	4	2	10	3	2	0	1	27
12	Releford, Trevor	g	5-16	2-4	2-2	2	2	4	2	14	2	1	0	6	33
20	Randolph, Levi	g	5-12	1-3	2-3	3	2	5	4	13	1	0	0	3	23
02	Hankerson, Charles		1-3	1-2	2-2	0	0	0	3	5	3	0	0	1	18
10	Eblen, Ben		0-1	0-0	0-0	0	0	0	0	0	0	0	0	0	2
14	Gueye, Moussa		2-2	0-0	1-2	1	1	2	1	5	0	0	2	0	14
15	Jacobs, Nick		2-4	0-0	0-0	1	0	1	1	4	0	0	0	0	8
21	Cooper, Rodney		0-5	0-3	0-0	0	1	1	1	0	0	0	0	0	10
22	Steele, Andrew		1-2	0-0	0-1	0	0	0	1	2	0	1	0	0	3
	Team					3	2	5	1						
	Totals		23-70	6-24	7-10	15	20	35	23	59	13	8	5	13	200

FG % 1st Half: 9-34 26.5% 2nd half: 14-36 38.9% Game: 23-70 32.9% Deadball Rebounds 0
 3FG % 1st Half: 1-8 12.5% 2nd half: 5-16 31.3% Game: 6-24 25.0%
 FT % 1st Half: 0-1 0.0% 2nd half: 7-9 77.8% Game: 7-10 70.0%

Officials: Mike Stuart, Michael Stephens, Tom Eades
 Technical fouls: Vanderbilt-None. Alabama-TEAM.
 Attendance: 12202

Score by periods	1st	2nd	Total
Vanderbilt	26	43	69
Alabama	19	40	59

Points	In Paint	Off T/O	2nd Chance	Fast Break	Bench
VU	22	10	16	0	5
UA	26	18	19	6	16

Last FG - VU 2nd-01:48, UA 2nd-00:15.
 Largest lead - VU by 23 2nd-08:12, UA by 6 1st-12:36.

Score tied - 2 times.
 Lead changed - 2 times.

TRACKING THE TIDE

Leading Scorer	Gms.
Releford	9
Lacey	8
Jacobs	2
Cooper	1
Pollard	1
Randolph	1

Leading Rebounder	Gms.
Cooper	6
Gueye	6
Lacey	4
Jacobs	3
Pollard	3
Randolph	3
Engstrom	1

Leader in Assists	Gms.
Lacey	14
Randolph	5
Releford	5
Cooper	2
Steele	2
Slaughter	1
Pollard	1

Charges Drawn	Gms.
Alabama	8
Opponents	17

Jacobs	3
Randolph	2
Cooper	1
Obasohan	1
Pollard	1

Dunks	Gms.
Alabama	36
Opponents	27

Pollard	14
Randolph	7
Cooper	5
Lacey	4
Jacobs	3
Engstrom	1
Gueye	1
Obasohan	1

20-Pt Scoring Games	Gms.
Lacey	3
Releford	3

30-Pt Scoring Games	Gms.
Alabama	0
Opponents	0

First Substitutions	Gms.
Jacobs	13
Pollard	6
Steele	5

Gueye	2
Obasohan	2
Releford	2
Cooper	1
Slaughter	1
Steele	1

Three-Point Plays	Gms.
Alabama	25/31
Opponents	17/28

Releford	11/12
Cooper	4/5
Lacey	2/2
Obasohan	2/2
Gueye	1/2
Randolph	1/1
Steele	2/4
Pollard	2/3
Wilson	0/1

Four-Point Plays	Gms.
Alabama	0
Opponents	0

5-Second violations	Gms.
Alabama	1
Opponents	3

Shot Clock Violations	Gms.
Alabama	12
Opponents	8

10-Second Violations	Gms.
Alabama	1
Opponents	1

Backcourt Violations	Gms.
Alabama	2
Opponents	0

Technical Fouls	Gms.
Alabama	2
Opponents	3

First-half Timeouts	Gms.
Alabama	13
Opponents	21

Jump Balls Controlled	Gms.
Alabama	12/20
Opponents	8/20

Gueye	7/11
Jacobs	3/4
Engstrom	2/3
Pollard	0/2

First to Score	Gms.
Alabama	12
Opponents	8

First to Score for Alabama	Gms.
Lacey	7
Cooper	3
Randolph	3
Engstrom	2
Releford	2
Gueye	1
Jacobs	1
Steele	1

How UA Scored First Points	Gms.
3-Pointer	7
Layup	6
Jumper	3
Free throw	2
Tip-in	1
Dunk	0
Hook	0

Alabama	21
Opponents	17

Runs of 8-0 or more	Gms.
Alabama	21
Opponents	17

Runs of 10-0 or more	Gms.
Alabama	8
Opponents	8

ALABAMA GAME TRENDS

- Twenty games into the 2012-13 season, there have been a few noticeable trends when it comes to the Alabama basketball team.
- One of the biggest trends to keep in eye through the course of a game is Alabama's field goal percentage. The Tide owns a record of 12-3 when it shoots 40 percent or better in a contest.
- Below is a breakdown of a few other key factors to look into during a game. Alabama is:
 - 12-2 when recording at least 8 steals in a game
 - 9-2 when scoring 60 or more points
 - 9-3 when leading at halftime
 - 9-2 when UA holds a team to fewer than 60 points
 - 8-3 when UA shoots better than opponent
 - 7-3 when UA commits fewer TOs than opp.
 - 5-1 when UA scores 70 or more in a game
 - 1-4 when shooting less than 40% in a game
 - 0-3 when UA allows 70 or more in a game

SHUFFLING THE STARTERS

- Alabama head coach Anthony Grant has already used nine different starting lineups in the team's 20 games this season.
- Sophomore Trevor Lacey is the only member of this year's team who has started all 20 contests this season.
- Below is a breakdown of the different lineups used and the record of each lineup (Bold indicates most recent starting five):

Lacey, Randolph, Releford, Cooper, Gueye 3-3
 Lacey, Randolph, Cooper, Pollard, Gueye 3-0

Lacey, Randolph, Releford, Cooper, Jacobs 2-1
 Lacey, Randolph, Cooper, Steele, Gueye 2-0
 Lacey, Randolph, Releford, Cooper, Pollard 1-1
 Lacey, Randolph, Releford, Pollard, Engstrom 1-0
 Lacey, Randolph, Obasohan, Pollard, Engstrom 1-0
 Lacey, Randolph, Releford, Cooper, Engstrom 0-1
 Lacey, Releford, Pollard, Cooper, Jacobs 0-1

NO SOPHOMORE SLUMP

- Through 20 games of the 2012-13 season, sophomore guards Trevor Lacey and Rodney Cooper are dispelling the myth of a sophomore slump.
- Lacey (12.2 ppg) and Cooper (10.6 ppg) are second and third, respectively, on this year's team in points per game.
- Lacey leads this year's team in assists per game (3.6), threes made (38) and attempted (91) and assist-to-turnover ratio (71 assists to 42 turnovers) and is second in three-point field goal percentage (.418). Meanwhile, Cooper tops the squad in offensive rebounds per game (2.1) and field goals attempted (190).

- Both players have recorded game-winners this season. Lacey has had two game-winners on the year (South Dakota State on Nov. 9 and Texas A&M on Jan. 19), while Cooper's game-clinching trey came vs. Oregon State on Nov. 15.

MOVING UP THE CHARTS

- With a season-high five steals against Tennessee on Jan. 26, junior Trevor Releford moved into a tie for fifth overall with former standout and current director of basketball

operations Antoine Pettway on the school's all-time steals list.

- He now has 159 steals in his career, and needs one more steal to become just the fifth player in program history to record 160 steals. Below is a list of where Releford ranks among the school's all-time steals leaders (listed below).

	Steals	Player	Years
1.	176	Senario Hillman	2007-10
2.	174	Terry Coner	1984-87
3.	168	Robert Horry	1989-92
4.	165	Mike Davis	1980-83
5.	159	Trevor Releford	2010-Pres.
5.	158	Antoine Pettway	2000-04
7.	155	Eric Richardson	1981-84
8.	149	Alonzo Gee	2005-09
9.	140	Eric Washington	1993-97
10.	134	Eddie Phillips	1979-82

50 OR FEWER

- Six times this season, the Alabama defense held an opponent to 50 or fewer points in a game (defeated West Alabama 80-49 on Nov. 11, Charleston Southern 59-46 on Nov. 23, Lamar 75-47 on Nov. 27, Oakland, 65-45 on Jan. 5, Mississippi State, 75-43 on Jan. 16 and Texas A&M, 50-49 on Jan. 19).
- Now in his fourth season, UA head coach Anthony Grant has held opponents to 50 or fewer points in a game 28 times, owning a 27-1 record when achieving the feat. The lone loss in such contests came with a 50-49 defeat to Saint Peter's on Nov. 22, 2010.
- As a comparison, prior to Grant's arrival, Al-

Alabama teams held opponents to 50 or fewer points a total of 27 times (27-0) from 1996-97 through 2008-09 – a span of 13 years.

HOME SWEET HOME

- Coleman Coliseum has traditionally been a difficult place for opponents to win, especially under head coach Anthony Grant.
- Now in his fourth season at UA, Grant has a record of 51-12 (.810) on Alabama's home floor.
- Heading into the next home contest, Grant has won 41 of his last 47 games played under the arched roof of Coleman Coliseum (41-6; .872), which includes 24 straight victories that spanned the final home game of the 2009-10 season through the fourth home game of last season.
- Overall, Alabama owns a record of 513-116 (.815) in the facility's 46th season of use.

RELEFORD NAMED SEC POW

- Alabama junior Trevor Releford was selected as the Southeastern Conference Player of the Week, league officials announced on Nov. 19.
- It marked his first career SEC Player of the Week award (won SEC Freshman of the Week twice during the 2010-11 season).
- Releford, a 6-foot, 195-pound point guard from Kansas City, Mo., earned the honor after averaging 18.0 points, 3.0 assists and 1.5 steals in leading the Crimson Tide to the 2K Sports Classic championship with wins over Oregon State and Villanova on Nov. 15 and 16, respectively. For his efforts, Releford was selected as the Most Outstanding Player of the event.
- In the semifinals against Oregon State, Releford connected on 6-of-10 field goals and recorded 14 points and five assists without a turnover, to lift the Crimson Tide to a 65-62 victory.
- In the championship game against Villanova, Releford went for a career-high 25 points on 8-of-10 shooting from the floor and an impressive 5-of-5 from three-point range in the 77-55 victory over the Wildcats.

RELEFORD NAMED TO COUSY AWARD WATCH LIST

- Alabama junior point guard Trevor Releford was selected to the watch list for the 2013 Bob Cousy Collegiate Point Guard of the Year Award, which was released on Dec. 20 by the Naismith Memorial Basketball Hall of Fame.
- The Cousy Award, named for basketball hall of famer and legendary former Boston Celtics star Bob Cousy, recognizes the top point guard in men's college basketball annually.
- Releford, a Preseason First Team All-Southeastern Conference honoree, currently leads the team in scoring average (15.9 ppg), steals per game (1.9) and double digit scoring games (16 of 18 games he has played). He currently leads the SEC in free throw shooting (85.4 percent), is fourth in field goal percentage (49.5 percent) and sixth in scoring.

ENGSTROM OUT FOR YEAR

- Alabama will be without a big part of its team for the remainder of the 2012-13 season in junior center Carl Engstrom.
- Engstrom had surgery to repair a torn anterior cruciate ligament and medial collateral ligament in his left knee. He suffered the injury just three minutes into the Crimson Tide's game at nationally-ranked Cincinnati on December 1.
- Engstrom played in the first seven games and made three starts before the setback. He was averaging 3.3 points, 2.7 rebounds and 1.0 blocks per game at the time of his injury.

ANOTHER REGULAR-SEASON TOURNAMENT; ANOTHER TROPHY

- For the second consecutive season, the Alabama men's basketball team captured a regular-season tournament trophy, winning the 2K Sports Classic benefiting Wounded Warrior Project.
- The Crimson Tide won all four games in the event, defeating South Dakota State (70-67 on Nov. 9) and West Alabama (80-49 on Nov. 11) at Coleman Coliseum, before a pair of victories in Madison Square Garden in New York City over Oregon State (65-62 on Nov. 15) and Villanova (77-55 on Nov. 16).
- A year ago, UA had three wins to capture the 2011 Puerto Rico Classic.
- Including the three victories in San Juan, Puerto Rico and the four wins in this season's 2K Sports Classic, the Crimson Tide has won seven consecutive games in regular-season tournament play.
- Alabama has competed in a total of 86 regular-season tournaments, capturing 32 titles while compiling an overall record of 134-73 (.647).

GRANT SIGNS DUO TO NLI

- Anthony Grant announced the signing of two student-athletes to National Letters of Intent during the early signing period. Center Jimmie Taylor and forward Shannon Hale are slated to join the Crimson Tide on the court for the 2013-14 season. Below is a brief about each signee:

Jimmie Taylor | F/C | 6-10 | 235
Greensboro, Ala. | Greensboro HS

A four-star recruit who is expected to bring an inside presence next season ... cousin of former Tide standout and Southeastern Conference Player of the Year (2002) Erwin Dudley ... rated as the No. 6 center in the nation and No. 30 overall prospect by rivals.com ... helped lead Greensboro High School to back-to-back Class 3A state titles in 2011 and 2012 ... averaged 9.6 points and 5.2 rebounds while blocking 97 shots (5.4 bpg) as a junior ... averaged 10.2 points, 8.1 rebounds and 5.6 blocks a game as a sophomore ... nearly recorded a triple-double in 2011 state title game, collecting 15 points, 13 boards and nine blocks in the victory ... a standout in the classroom, as he has earned a spot on the school's honor roll throughout his high school

career.

Shannon Hale | F | 6-8 | 200

Johnson City, Tenn. | *Christ School (N.C.)*
Listed as a four-star recruit by rivals.com and is ranked as the No. 19 power forward and the No. 93 overall prospect by the same site ... ESPN.com lists Hale as the No. 6 recruit in the state of Tennessee and as the No. 26 forward in the nation ... standout performer for Christ School, which has produced a number of talented collegiate players, including Mason and Marshall Plumlee, both of which currently play for Duke As a junior last season, Hale led his team to a record of 32-5 and an appearance in the North Carolina state semifinals ... averaged 15.4 points, 5.2 rebounds and 1.5 blocks a contest ... as a sophomore at Science Hill (Tenn.), he averaged 15.9 points a game while helping lead the team to regular season, district and regional titles.

FOREIGN CONNECTION

- The Alabama men's basketball team will have an international flair on this year's team.
- Three members of the squad come from a foreign country: Centers Carl Engstrom (Ystad, Sweden) and Moussa Gueye (Thies, Senegal) and guard Retin Obasohan (Antwerp, Belgium).
- Obasohan is one of only three players from Belgium who suit up for D-I schools (Thomas de Thae - N.C. State and Gilles Dierickx - Washington).
- Engstrom is one of just five D-I men's basketball players to hail from Sweden.

RELEFORD NAMED PRESEASON FIRST TEAM ALL-CONFERENCE

- Alabama junior guard Trevor Releford has been selected to the Preseason First Team All-Southeastern Conference, league officials announced on Nov. 9.
- It marks the second straight season Releford earned a nod to the league's preseason team, collecting preseason second team honors prior to the 2011-12 season.
- A native of Kansas City, Mo., Releford averaged 12.0 points and 2.0 steals a game a year ago on his way to second-team all-conference accolades. His 64 steals last season ranked fifth in the school record books.

ALABAMA PICKED TO FINISH SIXTH IN SEC

- The Alabama men's basketball team was picked to finish sixth in the Southeastern Conference this season, as voted on by the league's media in the annual preseason media poll. The Crimson Tide received 222 points in the voting.
- Alabama returned eight letterwinners and four starters from last year's NCAA Tournament squad.



CAREER HIGHS

Points	4	Alabama A&M (11/23/11)
Field Goals	2	Alabama A&M (11/23/11)
FG Att.	3	Alabama A&M (11/23/11)
3-Point FG		
3-Point Att.	2	Lamar (11/27/12)
Free Throws		
FT Att.		
Rebounds	1	2X, last vs. Lamar (11/27/12)
Assists	1	3X, last vs. Lamar (11/27/12)
Steals		
Blocks	1	Alabama A&M (11/23/11)

2012-13 SEASON HIGHS

Points		
Field Goals		
FG Att.	2	Lamar (11/27/12)
3-Point FG		
3-Point Att.	2	Lamar (11/27/12)
Free Throws		
FT Att.		
Rebounds	1	Lamar (11/27/12)
Assists	1	Lamar (11/27/12)
Steals		
Blocks		

2012-13 (JUNIOR)

- Saw first action of season against Villanova (11/16)
- Played a career-high nine minutes against Lamar (11/27)
- Saw first SEC action of career with two minutes at Mississippi State (1/16)
- Also played one minute vs. Oakland (1/5)

BLACKLEDGE'S 2012-13 GAME-BY-GAME STATS

Opponent	Date	GS	Min	FG FGA	Pct	3FG FGA	Pct	FT FTA	Pct	Off	Def	Tot	Avg	PF	FO	A	TO	Blk	Stl	Pts	Avg	
SD State	11/9	DNP																				
West Alabama	11/11	DNP																				
vs. Oregon State	11/15	DNP																				
vs. Villanova	11/16	1	0	0	.000	0	0	.000	0	0	0	0.0	0	0	0	0	0	0	0	0	0.0	
Charleston Southern	11/23	DNP																				
Lamar	11/27	9	0	2	.000	0	2	.000	0	0	1	0.5	2	0	1	0	0	0	0	0	0.0	
at Cincinnati	12/1	DNP																				
Dayton	12/5	DNP																				
at VCU	12/15	DNP																				
at Texas Tech	12/19	DNP																				
Mercer	12/22	DNP																				
Tulane	12/30	DNP																				
Oakland	1/5	1	0	0	.000	0	0	.000	0	0	0	0.3	0	0	0	0	0	0	0	0	0.0	
at Missouri	1/8	DNP																				
Tennessee	1/12	DNP																				
at Mississippi State	1/16	2	0	0	.000	0	0	.000	0	0	0	0.3	0	0	0	0	0	0	0	0	0.0	
Texas A&M	1/19	DNP																				
Kentucky	1/22	DNP																				
at Tennessee	1/26	DNP																				
Arkansas	1/31	DNP																				



MISCELLANEOUS STATS

Category	2012-13	Career
Double-digit scoring		
20+ point games		
Double-digit rebounding		
Double-doubles		
Led UA in scoring		
Led UA in rebounding		
Led UA in three-pointers		
Led UA in assists		
Led UA in steals		
Led UA in blocks		
5+ assist games		
3+ three-pointers		
3+ steal games		
3+ block games		

BLACKLEDGE'S CAREER STATS

Year	GP	GS	Min	Avg	FG	FGA	Pct	3FG	3FGA	Pct	FT	FTA	Pct	Off	Def	Tot	Avg	PF	FO	Ast	TO	Blk	Stl	Pts	Avg
2011-12	3	0	17	5.7	2	3	.667	0	1	.000	0	0	.000	1	0	1	0.3	4	0	2	1	1	0	4	1.3
2012-13	4	0	12	3.0	0	2	.000	0	2	.000	0	0	.000	0	1	1	0.3	2	0	1	0	0	0	0	0.0
TOTAL	7	0	29	4.1	2	5	.400	0	3	.000	0	0	.000	1	1	2	0.3	6	0	3	1	1	0	4	0.6

BLACKLEDGE'S CAREER SEC STATS

Year	GP	GS	Min	Avg	FG	FGA	Pct	3FG	3FGA	Pct	FT	FTA	Pct	Off	Def	Tot	Avg	PF	FO	Ast	TO	Blk	Stl	Pts	Avg
2011-12	0	0	0	0.0	0	0	.000	0	0	.000	0	0	.000	0	0	0	0.0	0	0	0	0	0	0	0	0.0
2012-13	1	0	2	2.0	0	0	.000	0	0	.000	0	0	.000	0	0	0	0.0	0	0	0	0	0	0	0	0.0
TOTAL	1	0	2	2.0	0	0	.000	0	0	.000	0	0	.000	0	0	0	0.0	0	0	0	0	0	0	0	0.0



2012-13 (SOPHOMORE)

- Team's leader in offensive rebounds per game (2.1) and field goals attempted (190)
- Had season high of 17 points on five different occasions, most recently at Mississippi State (1/16)
- Connected on a career-high tying three treys (3-of-5) in the win over the Bulldogs
- Returned to lineup after missing Charleston Southern (11/23) game due to injury and scored 17 points to go along with career-highs of eight rebounds and three assists vs. Lamar (11/27)
- Named to 2K Sports Classic All-Tournament team
- Went for 17 points on 6-of-12 shooting in the win over

South Dakota State (11/9)

- Hit 7-of-10 field goals and accounted for 17 points in the 2K Sports Classic championship game vs. Villanova (11/16)
- Recorded 17 points and seven boards against Mercer (12/22)
- Had 16 points and a game-high seven boards vs. West Alabama (11/11)
- Hit game-winning three-pointer with 12.2 seconds remaining and finished with 12 points in win 65-62 over Oregon State (11/15)

COOPER'S 2012-13 GAME-BY-GAME STATS

Opponent	Date	GS	Min	FG	FGA	Pct	3FG	3FGA	Pct	FT	FTA	Pct	Off	Def	Tot	Avg	PF	FO	A	TO	Blk	Stl	Pts	Avg
SD State	11/9	*	24	6	12	.500	2	7	.286	3	3	1.000	1	2	3	3.0	2	0	2	2	0	2	17	17.0
West Alabama	11/11	*	29	6	14	.429	2	7	.286	2	5	.400	4	3	7	5.0	3	0	1	1	0	1	16	16.5
vs. Oregon State	11/15	*	26	5	11	.455	2	5	.400	0	1	.000	2	0	2	4.0	3	0	2	2	0	0	12	15.0
vs. Villanova	11/16	*	26	7	10	.700	2	4	.500	1	2	.500	1	3	4	4.0	4	0	0	4	0	0	17	15.5
Charleston Southern	11/23	DNP																						
Lamar	11/27	*	28	8	18	.444	0	7	.000	1	1	1.000	6	2	8	4.8	2	0	3	1	0	0	17	15.8
at Cincinnati	12/1	*	34	4	10	.400	0	2	.000	0	0	.000	1	1	2	4.3	1	0	2	2	0	0	8	14.5
Dayton	12/5	*	34	4	15	.267	2	6	.333	2	2	1.000	3	4	7	4.7	4	0	0	1	0	2	12	14.1
at VCU	12/15	*	22	3	7	.429	0	1	.000	3	4	.750	2	3	5	4.8	1	0	0	4	0	1	9	13.5
at Texas Tech	12/19	*	13	1	5	.200	0	1	.000	0	0	.000	0	1	1	4.3	4	0	0	3	0	0	2	12.2
Mercer	12/22	*	33	7	13	.538	1	4	.250	2	3	.667	4	3	7	4.6	3	0	2	2	1	1	17	12.7
Tulane	12/30	*	31	3	11	.273	1	5	.200	2	2	1.000	3	1	4	4.5	4	0	1	2	0	1	9	12.4
Oakland	1/5	*	28	3	5	.600	1	3	.333	4	6	.667	1	3	4	4.5	2	0	1	2	0	1	11	12.3
at Missouri	1/8	*	33	5	12	.417	1	4	.250	0	0	.000	2	5	7	4.7	2	0	0	1	0	1	11	12.2
Tennessee	1/12	*	33	2	7	.286	1	2	.500	1	2	.500	0	1	1	4.4	3	0	3	2	1	1	6	11.7
at Mississippi State	1/16	*	26	7	14	.500	3	5	.600	0	0	.000	4	0	4	4.4	2	0	1	2	0	0	17	12.1
Texas A&M	1/19	*	29	2	5	.400	1	2	.500	0	0	.000	0	0	0	4.1	1	0	0	1	0	1	5	11.6
Kentucky	1/22	*	31	2	11	.182	1	3	.333	1	2	.500	2	4	6	4.2	4	0	1	0	0	1	6	11.3
at Tennessee	1/26	*	32	4	8	.500	1	4	.250	1	3	.333	2	2	4	4.2	2	0	1	3	0	0	10	11.2
Arkansas	1/31	*	16	0	2	.000	0	0	.000	0	0	.000	0	1	1	4.1	1	0	0	0	0	0	0	10.6

CAREER HIGHS

Points	28	at LSU (2/11/12)
Field Goals	10	at LSU (2/11/12)
FG Att.	19	at LSU (2/11/12)
3-Point FG	3	3X, last at Miss. St. (1/16/13)
3-Point Att.	9	at LSU (2/11/12)
Free Throws	5	2X, last at LSU (2/11/12)
FT Att.	7	Jacksonville (12/29/11)
Rebounds	8	Lamar (11/27/12)
Assists	3	2X, last vs. Tennessee (1/12/13)
Steals	5	at LSU (2/11/12)
Blocks	1	5X, last vs. Mercer (12/22/12)

2012-13 SEASON HIGHS

Points	17	5X, last at Miss. St. (1/16/13)
Field Goals	8	Lamar (11/27/12)
FG Att.	18	Lamar (11/27/12)
3-Point FG	3	at Mississippi State (1/16/13)
3-Point Att.	7	3X, last vs. Lamar (11/27/12)
Free Throws	4	Oakland (1/5/13)
FT Att.	6	Oakland (1/5/13)
Rebounds	8	Lamar (11/27/12)
Assists	3	2X, last vs. Tennessee (1/12/13)
Steals	2	2X, last vs. Dayton (12/5/12)
Blocks	1	Mercer (12/22/12)



MISCELLANEOUS STATS

Category	2012-13	Career
Double-digit scoring	11	14
20+ point games		1
Double-digit rebounding		
Double-doubles		
Led UA in scoring	1	3
Led UA in rebounding	6	6
Led UA in three-pointers	4	9
Led UA in assists	2	2
Led UA in steals	1	6
Led UA in blocks	1	3
5+ assist games		
3+ three-pointers	1	3
3+ steal games		2
3+ block games		1

COOPER'S CAREER STATS

Year	GP	GS	Min	Avg	FG	FGA	Pct	3FG	3FGA	Pct	FT	FTA	Pct	Off	Def	Tot	Avg	PF	FO	Ast	TO	Blk	Stl	Pts	Avg
2011-12	31	14	526	17.0	56	146	.384	20	69	.290	26	31	.839	28	45	73	2.4	47	1	16	35	4	20	158	5.1
2012-13	19	18	519	27.3	79	190	.416	21	72	.292	23	36	.639	38	39	77	4.1	48	0	20	35	2	13	202	10.6
TOTAL	50	32	1045	20.9	135	336	.402	41	141	.291	49	67	.731	66	84	150	3.0	95	1	36	70	6	33	360	7.2

COOPER'S CAREER SEC STATS

Year	GP	GS	Min	Avg	FG	FGA	Pct	3FG	3FGA	Pct	FT	FTA	Pct	Off	Def	Tot	Avg	PF	FO	Ast	TO	Blk	Stl	Pts	Avg
2011-12	14	5	235	16.8	33	81	.407	13	38	.342	9	10	.900	6	18	24	1.7	18	0	7	14	0	10	88	6.3
2012-13	7	7	190	27.1	22	59	.373	8	20	.400	3	7	.429	10	13	23	3.3	15	0	6	9	1	4	55	7.9
TOTAL	21	12	425	20.2	55	140	.393	21	58	.362	12	17	.706	16	31	47	2.2	33	0	13	23	1	14	143	6.8



4
Center
7-1 • 285 • Jr.

Carl ENGSTROM
Ystad, Sweden (Sydskanska Gymnasiet)

2012-13 (JUNIOR)

- Suffered a left knee during the Cincinnati game on Dec. 1 and will miss the remainder of the 2012-13 season
- Had surgery to repair a torn ACL and MCL in the knee on 12/11
- Made first start of season against Charleston Southern (11/23) and responded with six points and a career-best eight rebounds
- Had four points, three rebounds & three blocks vs. Lamar (11/27)
- Had four points in 13 minutes vs. West Alabama (11/11)
- Played 16 minutes in the win over South Dakota State and finished with two points and three boards.

CAREER HIGHS

Points	7	Tennessee (2/18/12)
Field Goals	3	2X, last vs. CSU (11/23/12)
FG Att.	5	2X, last vs. CSU (11/23/12)
3-Point FG		
3-Point Att.		
Free Throws	3	vs. Villanova (11/16/12)
FT Att.	4	2X, last vs. Nova (11/16/12)
Rebounds	8	Charleston Southern (11/23/12)
Assists	2	at LSU (2/11/12)
Steals	2	2X, last vs. CSU (12/1/10)
Blocks	4	Mississippi State (2/25/12)

2012-13 SEASON HIGHS

Points	6	Charleston Southern (11/23/12)
Field Goals	3	Charleston Southern (11/23/12)
FG Att.	5	Charleston Southern (11/23/12)
3-Point FG		
3-Point Att.		
Free Throws	3	vs. Villanova (11/16/12)
FT Att.	4	vs. Villanova (11/16/12)
Rebounds	8	Charleston Southern (11/23/12)
Assists	1	South Dakota State (11/9/12)
Steals	2	Charleston Southern (11/15/12)
Blocks	3	Lamar (11/27/12)

ENGSTROM'S 2012-13 GAME-BY-GAME STATS

Opponent	Date	GS	Min	FG FGA	Pct	3FG FGA	Pct	FT FTA	Pct	Off	Def	Tot	Avg	PF	FO	A	TO	Blk	Stl	Pts	Avg			
SD State	11/9	16	1	1	1.000	0	0	.000	0	0	2	1	3	3.0	1	0	1	0	0	1	2	2.0		
West Alabama	11/11	13	1	2	.500	0	0	.000	2	2	1	1	2.0	1	0	0	3	1	0	4	3.0			
vs. Oregon State	11/15	13	2	2	1.000	0	0	.000	0	0	0	3	2.3	5	1	0	1	1	0	4	3.3			
vs. Villanova	11/16		6	0	1	.000	0	0	.000	3	4	.750	0	1	1	2.0	1	0	0	0	3	3.3		
Charleston Southern	11/23	*	22	3	5	.600	0	0	.000	0	0	.000	3	5	8	3.2	1	0	0	1	2	2	6	3.8
Lamar	11/27	*	15	2	2	1.000	0	0	.000	0	0	.000	1	2	3	3.2	0	0	0	0	3	0	4	3.8
at Cincinnati	12/1	*	3	0	0	.000	0	0	.000	0	0	.000	0	0	0	2.7	0	0	0	0	0	0	0	3.3
Dayton	12/5																							
at VCU	12/15																							
at Texas Tech	12/19																							
Mercer	12/22																							
Tulane	12/30																							
Oakland	1/5																							
at Missouri	1/8																							
Tennessee	1/12																							
at Mississippi State	1/16																							
Texas A&M	1/19																							
Kentucky	1/22																							
at Tennessee	1/26																							
Arkansas	1/31																							



MISCELLANEOUS STATS

Category	2012-13	Career
Double-digit scoring		
20+ point games		
Double-digit rebounding		
Double-doubles		
Led UA in scoring		
Led UA in rebounding	1	2
Led UA in three-pointers		
Led UA in assists		
Led UA in steals		1
Led UA in blocks	2	9
5+ assist games		
3+ three-pointers		
3+ steal games		
3+ block games	1	2

ENGSTROM'S CAREER STATS

Year	GP	GS	Min	Avg	FG	FGA	Pct	3FG	3FGA	Pct	FT	FTA	Pct	Off	Def	Tot	Avg	PF	FO	Ast	TO	Blk	Stl	Pts	Avg
2010-11	21	0	112	5.3	3	17	.176	0	0	.000	3	5	.600	8	17	25	1.2	10	0	2	8	8	4	9	0.4
2011-12	25	1	208	8.3	11	23	.478	0	0	.000	4	10	.400	19	25	44	1.8	40	2	4	12	15	2	26	1.0
2012-13	7	3	88	12.6	9	13	.692	0	0	.000	5	6	.833	6	13	19	2.7	9	1	1	5	7	3	23	3.3
TOTAL	53	4	408	7.7	23	53	.434	0	0	.000	12	21	.571	33	55	88	1.7	59	3	7	25	30	9	58	1.1

ENGSTROM'S CAREER SEC STATS

Year	GP	GS	Min	Avg	FG	FGA	Pct	3FG	3FGA	Pct	FT	FTA	Pct	Off	Def	Tot	Avg	PF	FO	Ast	TO	Blk	Stl	Pts	Avg
2010-11	2	0	3	1.5	0	1	.000	0	0	.000	0	0	.000	1	1	2	1.0	1	0	0	0	0	0	0	0.0
2011-12	10	0	112	11.2	9	18	.500	0	0	.000	3	5	.600	8	9	17	1.7	16	1	3	4	8	1	21	2.1
2012-13																									
TOTAL	12	0	115	9.6	9	19	.474	0	0	.000	3	5	.600	9	10	19	1.6	17	1	3	4	8	1	21	1.8



13
6-7 • 225 • Jr. Forward

Julian GOODE
Atlanta, Ga. (Dunwoody)

2012-13 (JUNIOR)

- Saw first action of season with one minute against West Alabama (11/11)
- Played in first career SEC game with season-high two minutes at Mississippi State (1/16)
- Has played in five games this season

CAREER HIGHS

Points	7	Tennessee (2/18/12)
Field Goals	3	Tennessee (2/18/12)
FG Att.	5	Florida A&M (11/12/10)
3-Point FG		
3-Point Att.		
Free Throws	2	2X, last vs. Florida (2/14/12)
FT Att.	4	Florida (2/14/12)
Rebounds	7	2X, last vs. Tennessee (2/18/12)
Assists	2	at LSU (2/11/12)
Steals	2	South Alabama (12/1/10)
Blocks	4	Mississippi State (2/25/12)

2012-13 SEASON HIGHS

Points		
Field Goals		
FG Att.		
3-Point FG		
3-Point Att.		
Free Throws		
FT Att.		
Rebounds	1	Lamar (11/27/12)
Assists		
Steals		
Blocks		

GOODE'S 2012-13 GAME-BY-GAME STATS

Opponent	Date	GS	Min	FG FGA	Pct	3FG FGA	Pct	FT FTA	Pct	Off	Def	Tot	Avg	PF	FO	A	TO	Blk	Stl	Pts	Avg	
SD State	11/9		DNP																			
West Alabama	11/11		1	0 0	.000	0 0	.000	0 0	.000	0 0	0 0	0 0	0.0	0 0	0	0	0	0	0	0	0.0	
vs. Oregon State	11/15		DNP																			
vs. Villanova	11/16		1	0 0	.000	0 0	.000	0 0	.000	0 0	0 0	0 0	0.0	0 0	0	0	0	0	0	0	0.0	
Charleston Southern	11/23		DNP																			
Lamar	11/27		1	0 0	.000	0 0	.000	0 0	.000	1 0	1 0	1 0	0.3	0 0	0	0	0	0	0	0	0.0	
at Cincinnati	12/1		DNP																			
Dayton	12/5		DNP																			
at VCU	12/15		DNP																			
at Texas Tech	12/19		DNP																			
Mercer	12/22		DNP																			
Tulane	12/30		DNP																			
Oakland	1/5		1	0 0	.000	0 0	.000	0 0	.000	0 0	0 0	0 0	0.0	1 0	0	0	0	0	0	0	0.0	
at Missouri	1/8		DNP																			
Tennessee	1/12		DNP																			
at Mississippi State	1/16		2	0 0	.000	0 0	.000	0 0	.000	0 0	0 0	0 0	0.0	0 0	0	0	0	0	0	0	0.0	
Texas A&M	1/19		DNP																			
Kentucky	1/22		DNP																			
at Tennessee	1/26		DNP																			
Arkansas	1/31		DNP																			

MISCELLANEOUS STATS

Category	2012-13	Career
Double-digit scoring		
20+ point games		
Double-digit rebounding		
Double-doubles		
Led UA in scoring		
Led UA in rebounding		
Led UA in three-pointers		
Led UA in assists		
Led UA in steals		
Led UA in blocks		
5+ assist games		
3+ three-pointers		
3+ steal games		
3+ block games		

GOODE'S CAREER STATS

Year	GP	GS	Min	Avg	FG	FGA	Pct	3FG	3FGA	Pct	FT	FTA	Pct	Off	Def	Tot	Avg	PF	FO	Ast	TO	Blk	Stl	Pts	Avg
2011-12	1	0	1	1.0	0 0	.000	0 0	.000	0 0	.000	0 0	.000	1 0	1	1	1.0	0 0	0 0	0 0	0 0	0 0	0 0	0 0	0.0	
2012-13	5	0	5	1.0	0 0	.000	0 0	.000	0 0	.000	0 0	.000	1 0	1	0.2	1 0	0 0	0 0	0 0	0 0	0 0	0 0	0 0	0.0	
TOTAL	6	0	6	1.0	0 0	.000	0 0	.000	0 0	.000	0 0	.000	2 0	2	0.3	1 0	1 0	1 0	0 0	0 0	0 0	0 0	0 0	0.0	

GOODE'S CAREER SEC STATS

Year	GP	GS	Min	Avg	FG	FGA	Pct	3FG	3FGA	Pct	FT	FTA	Pct	Off	Def	Tot	Avg	PF	FO	Ast	TO	Blk	Stl	Pts	Avg
2011-12	0	0	0	0.0	0 0	.000	0 0	.000	0 0	.000	0 0	.000	0 0	0	0	0	0.0	0	0	0	0	0	0	0	0.0
2012-13	1	0	2	2.0	0 0	.000	0 0	.000	0 0	.000	0 0	.000	0 0	0	0	0	0.0	0	0	0	0	0	0	0	0.0
TOTAL	1	0	2	2.0	0 0	.000	0 0	.000	0 0	.000	0 0	.000	0 0	0	0	0	0.0	0	0	0	0	0	0	0	0.0



2012-13 (JUNIOR)

- Lost nearly 40 pounds since stepping foot on campus (came to Alabama weighing 292 pounds and is currently at 255)
- Leads team in rebounding (4.4 rpg) and blocoks (1.7 bpg)
- Averaging 2.9 blocks per game in SEC play this season which leads team and ranks second in the league
- Has started 11 games on the year
- Has attempted just 27 shots on the season, with 13 of those attempts coming in last six contests
- Came off the bench to collect a career-high nine rebounds to go along with two points and two blocks vs. Lamar (11/27)

- Had season-best five blocked shots to go along with five rebounds and four points vs. Kentucky (1/22)
- Matched career high with nine board in addition to four points vs. Oakland (1/5)
- Had a season-high six points along with three blocks at Tennessee (1/26)
- Collected seven boards and three points at Cincinnati (12/1)
- Had seven rebounds in 11 minutes of action at Texas Tech (12/19)
- Had a season-best three blocked shots against Charleston Southern (11/23)
- Had five rebounds and match season best with three blocks vs. Tennessee (1/12)

GUEYE'S 2012-13 GAME-BY-GAME STATS

Opponent	Date	GS	Min	FG	FGA	Pct	3FG	3FGA	Pct	FT	FTA	Pct	Off	Def	Tot	Avg	PF	FO	A	TO	Blk	Stl	Pts	Avg	
SD State	11/9	*	12	0	0	.000	0	0	.000	0	0	.000	1	1	2	2.0	2	0	0	1	0	0	0	0.0	
West Alabama	11/11	*	16	0	1	.000	0	0	.000	0	0	.000	1	2	3	2.5	3	0	0	2	1	0	0	0.0	
vs. Oregon State	11/15	*	8	0	1	.000	0	0	.000	0	0	.000	1	3	4	3.0	1	0	0	1	0	1	0	0.0	
vs. Villanova	11/16	*	14	0	0	.000	0	0	.000	1	2	.500	0	2	2	2.8	2	0	0	0	0	1	1	0.3	
Charleston Southern	11/23		10	0	0	.000	0	0	.000	1	4	.250	1	0	1	2.4	2	0	0	2	3	0	1	0.4	
Lamar	11/27		11	0	2	.000	0	0	.000	2	2	1.000	4	5	9	3.5	1	0	0	2	2	0	2	0.7	
at Cincinnati	12/1		19	1	3	.333	0	0	.000	1	1	1.000	1	5	6	3.9	3	0	0	1	2	0	3	1.0	
Dayton	12/5	*	15	2	2	1.000	0	0	.000	0	0	.000	2	2	4	3.9	4	0	0	2	1	0	4	1.4	
at VCU	12/15	*	13	0	1	.000	0	0	.000	2	3	.667	1	1	2	3.7	1	0	0	2	0	0	2	1.4	
at Texas Tech	12/19		11	0	1	.000	0	0	.000	0	2	.000	2	5	7	4.0	4	0	0	1	1	0	0	1.3	
Mercer	12/22		11	0	0	.000	0	0	.000	0	0	.000	2	0	2	3.8	2	0	0	1	0	0	0	1.2	
Tulane	12/30		16	0	0	.000	0	0	.000	0	0	.000	1	5	6	4.0	3	0	0	1	1	0	0	1.1	
Oakland	1/5		20	2	3	.667	0	0	.000	0	0	.000	1	8	9	4.4	3	0	0	2	2	0	4	1.3	
at Missouri	1/8		15	0	0	.000	0	0	.000	0	0	.000	0	5	5	4.4	5	1	0	4	2	0	0	1.2	
Tennessee	1/12		15	0	1	.000	0	0	.000	0	0	.000	1	4	5	4.5	4	0	0	1	0	3	1	0	1.1
at Mississippi State	1/16	*	11	0	3	.000	0	0	.000	0	0	.000	2	1	3	4.4	4	0	0	1	1	0	0	1.1	
Texas A&M	1/19	*	17	0	1	.000	0	0	.000	0	0	.000	1	2	3	4.3	1	0	0	0	2	0	0	1.0	
Kentucky	1/22	*	18	2	3	.667	0	0	.000	0	1	.000	2	3	5	4.3	0	0	0	0	5	0	4	1.2	
at Tennessee	1/26	*	20	2	2	1.000	0	0	.000	2	2	1.000	0	2	2	4.2	4	0	0	1	3	0	6	1.4	
Arkansas	1/31	*	22	1	3	.333	0	0	.000	1	4	.250	4	3	7	4.4	3	0	0	2	4	0	3	1.5	

CAREER HIGHS

Points	7	Tennessee (2/18/12)
Field Goals	2	5X, last vs. Tennessee (1/26/13)
FG Att.	4	at South Carolina (1/25/12)
3-Point FG		
3-Point Att.		
Free Throws	3	at Kentucky (1/25/12)
FT Att.	4	4X, last vs. Arkansas (1/31/13)
Rebounds	9	2X, last vs. Oakland (1/5/13)
Assists	1	3X, last vs. Tennessee (1/12/13)
Steals	1	2X, last vs. Nova (11/16/12)
Blocks	6	Tennessee (2/18/12)

2012-13 SEASON HIGHS

Points	6	Tennessee (1/26/13)
Field Goals	2	4X, last vs. Tennessee (1/26/13)
FG Att.	3	3X, last vs. Kentucky (1/22/13)
3-Point FG		
3-Point Att.		
Free Throws	2	3X, last at Tennessee (1/26/13)
FT Att.	4	2X, last vs. Arkansas (1/31/13)
Rebounds	9	2X, last vs. Oakland (1/5/13)
Assists	1	Tennessee (1/12/13)
Steals	1	3X, last vs. Tennessee (1/12/13)
Blocks	5	Kentucky (1/22/13)



MISCELLANEOUS STATS

Category	2012-13	Career
Double-digit scoring		
20+ point games		
Double-digit rebounding		
Double-doubles		
Led UA in scoring		
Led UA in rebounding	5	5
Led UA in three-pointers		
Led UA in assists		
Led UA in steals		
Led UA in blocks	8	12
5+ assist games		
3+ three-pointers		
3+ steal games		
3+ block games	5	6

GUEYE'S CAREER STATS

Year	GP	GS	Min	Avg	FG	FGA	Pct	3FG	3FGA	Pct	FT	FTA	Pct	Off	Def	Tot	Avg	PF	FO	Ast	TO	Blk	Stl	Pts	Avg
2011-12	12	3	96	8.0	5	13	.385	0	0	.000	8	12	.667	9	13	22	1.8	22	0	2	17	11	0	18	1.5
2012-13	20	11	294	14.7	10	27	.370	0	0	.000	10	21	.476	28	59	87	4.4	52	1	1	26	33	3	30	1.5
TOTAL	32	14	390	12.2	15	40	.375	0	0	.000	18	33	.545	37	72	109	3.4	74	1	3	43	44	3	48	1.5

GUEYE'S CAREER SEC STATS

Year	GP	GS	Min	Avg	FG	FGA	Pct	3FG	3FGA	Pct	FT	FTA	Pct	Off	Def	Tot	Avg	PF	FO	Ast	TO	Blk	Stl	Pts	Avg
2011-12	11	3	92	8.4	5	13	.385	0	0	.000	8	12	.667	9	12	21	1.9	22	0	2	16	11	0	18	1.6
2012-13	7	5	118	16.9	5	13	.385	0	0	.000	3	7	.429	10	20	30	4.3	21	1	1	8	20	1	13	1.9
TOTAL	18	8	210	11.7	10	26	.385	0	0	.000	11	19	.579	19	32	51	2.8	43	1	3	24	31	1	31	1.7



2012-13 (SOPHOMORE)

- Averaging 8.8 points and 4.3 rebounds, while shooting 57.1 percent (36-of-63) from the floor in his last eight games coming into Saturday's contest at Vanderbilt
- In the 16 games he didn't start, he was the first sub off the bench in 13 of those contests
- Alabama has a record of 5-1 when he records at least eight points in a contest this season
- Came off the bench to record career highs of 16 points, 11 rebounds and eight made field goals (8-of-10) in the win at Mississippi State (1/16)
- It was the team's first double-double of the year and second of his career

- Recorded a team-high 14 points and five boards in 22 minutes of action off the bench vs. Kentucky (1/22)
- Earned first start of season vs. Tulane (12/30) and responded with 12 points on 5-of-10 shooting from the floor
- Hit all four field goal attempted and finished with a season-best eight points in the win at Texas Tech (12/19)
- Collected eight points, four rebounds and a career-high three steals vs. Texas A&M (1/19)
- Recorded six points and season highs of seven rebounds and three blocks vs. Oakland (1/5)
- Reached 6 points a total of five different games this season
- Recorded four points and five boards in 20 minutes of action against Villanova (11/16)

JACOBS' 2012-13 GAME-BY-GAME STATS

Opponent	Date	GS	Min	FG	FGA	Pct	3FG	3FGA	Pct	FT	FTA	Pct	Off	Def	Tot	Avg	PF	FO	A	TO	Blk	Stl	Pts	Avg
SD State	11/9	12	1	2	.500	0	0	.000	0	0	.000	0	2	2	2.0	4	0	0	1	1	0	2	2.0	
West Alabama	11/11	12	1	4	.250	0	0	.000	0	0	.000	1	0	1	1.5	0	0	0	0	1	1	0	2	2.0
vs. Oregon State	11/15	19	3	6	.500	0	0	.000	0	0	.000	1	3	4	2.3	3	0	0	1	0	1	1	6	3.3
vs. Villanova	11/16	20	2	4	.500	0	0	.000	0	2	.000	2	3	5	3.0	4	0	0	3	2	0	4	3.5	
Charleston Southern	11/23	8	1	2	.500	0	0	.000	0	0	.000	1	0	1	2.6	2	0	0	1	0	0	2	3.2	
Lamar	11/27	14	3	7	.429	0	0	.000	0	0	.000	0	2	2	2.5	0	0	0	0	1	1	1	6	3.7
at Cincinnati	12/1	18	3	9	.333	0	0	.000	0	0	.000	3	2	5	2.9	5	1	0	1	1	0	6	4.0	
Dayton	12/5	24	1	3	.333	0	0	.000	4	7	.571	1	1	2	2.8	1	0	0	0	2	2	6	4.3	
at VCU	12/15	11	0	1	.000	0	0	.000	0	0	.000	0	0	0	2.4	2	0	0	0	0	0	0	3.8	
at Texas Tech	12/19	21	4	4	1.000	0	0	.000	0	0	.000	0	1	1	2.3	2	0	0	1	1	0	8	4.2	
Mercer	12/22	20	2	5	.400	0	0	.000	1	2	.500	0	5	5	2.5	2	0	0	1	1	1	5	4.3	
Tulane	12/30	*	24	5	10	.500	0	0	.000	2	2	1.000	1	2	3	2.6	2	0	0	0	2	2	12	4.9
Oakland	1/5	*	19	3	7	.429	0	0	.000	0	0	.000	2	5	7	2.9	2	0	0	1	3	0	6	5.0
at Missouri	1/8	*	22	1	5	.200	0	0	.000	1	2	.500	1	2	3	2.9	0	0	0	2	0	0	3	4.9
Tennessee	1/12	*	24	3	7	.429	0	0	.000	0	0	.000	1	2	3	2.9	2	0	0	1	0	2	6	4.9
at Mississippi State	1/16	27	8	10	.800	0	0	.000	0	2	.000	4	7	11	3.4	2	0	1	0	2	1	16	5.6	
Texas A&M	1/19	23	4	5	.800	0	0	.000	0	2	.000	0	4	4	3.5	1	0	0	3	0	3	8	5.8	
Kentucky	1/22	22	6	9	.667	0	0	.000	2	3	.667	3	2	5	3.6	0	0	0	0	1	0	14	6.2	
at Tennessee	1/26	20	2	3	.667	0	0	.000	0	2	.000	1	1	2	3.5	2	0	0	0	0	1	4	6.1	
Arkansas	1/31	18	4	7	.571	0	0	.000	2	2	1.000	0	1	1	3.4	1	0	0	3	0	0	10	6.3	

CAREER HIGHS

Points	16	at Mississippi State (1/16/13)
Field Goals	8	at Mississippi State (1/16/13)
FG Att.	11	2X, last at LSU (2/11/12)
3-Point FG		
3-Point Att.		
Free Throws	5	Alabama A&M (11/23/11)
FT Att.	10	Alabama A&M (11/23/11)
Rebounds	11	at Mississippi State (1/16/13)
Assists	1	5X, last Mississippi State (1/16/13)
Steals	3	Texas A&M (1/19/13)
Blocks	5	vs. Wichita State (11/18/11)

2012-13 SEASON HIGHS

Points	16	at Mississippi State (1/16/13)
Field Goals	8	at Mississippi State (1/16/13)
FG Att.	10	2X, last at Miss. State (1/16/13)
3-Point FG		
3-Point Att.		
Free Throws	4	Dayton (12/5/12)
FT Att.	7	Dayton (12/5/12)
Rebounds	11	at Mississippi State (1/16/13)
Assists	1	at Mississippi State (1/16/13)
Steals	3	Texas A&M (1/19/13)
Blocks	3	Oakland (1/5/13)



MISCELLANEOUS STATS

Category	2012-13	Career
Double-digit scoring	4	10
20+ point games		
Double-digit rebounding	1	2
Double-doubles	1	2
Led UA in scoring	2	2
Led UA in rebounding	3	4
Led UA in three-pointers		
Led UA in assists		
Led UA in steals	2	2
Led UA in blocks	6	13
5+ assist games		
3+ three-pointers		
3+ steal games	1	1
3+ block games	1	3

JACOBS' CAREER STATS

Year	GP	GS	Min	Avg	FG	FGA	Pct	3FG	3FGA	Pct	FT	FTA	Pct	Off	Def	Tot	Avg	PF	FO	Ast	TO	Blk	Stl	Pts	Avg
2011-12	32	15	615	19.2	84	163	.515	0	0	.000	28	48	.583	46	70	116	3.6	65	1	4	34	25	9	196	6.1
2012-13	20	4	378	18.9	57	110	.518	0	0	.000	12	26	.462	22	45	67	3.4	37	1	1	20	18	15	126	6.3
TOTAL	52	19	993	19.1	141	273	.516	0	0	.000	40	74	.541	68	115	183	3.5	102	2	5	54	43	24	322	6.2

JACOBS' CAREER SEC STATS

Year	GP	GS	Min	Avg	FG	FGA	Pct	3FG	3FGA	Pct	FT	FTA	Pct	Off	Def	Tot	Avg	PF	FO	Ast	TO	Blk	Stl	Pts	Avg
2011-12	15	8	284	18.9	41	79	.519	0	0	.000	17	27	.630	25	32	57	3.8	32	0	1	20	7	5	99	6.6
2012-13	7	2	156	22.3	28	46	.609	0	0	.000	5	13	.385	10	19	29	4.1	8	0	1	9	3	7	61	8.7
TOTAL	22	10	440	20.0	69	125	.552	0	0	.000	22	40	.550	35	51	86	3.9	40	0	2	29	10	12	160	7.3



23
Guard
6-6 • 185 • Fr.
Cade JOHNSON
Madison, Ala. (Bob Jones)

2012-13 (FRESHMAN)

• Has not seen any action this season

CAREER HIGHS

- Points
- Field Goals
- FG Att.
- 3-Point FG
- 3-Point Att.
- Free Throws
- FT Att.
- Rebounds
- Assists
- Steals
- Blocks

2012-13 SEASON HIGHS

- Points
- Field Goals
- FG Att.
- 3-Point FG
- 3-Point Att.
- Free Throws
- FT Att.
- Rebounds
- Assists
- Steals
- Blocks

JOHNSON'S 2012-13 GAME-BY-GAME STATS

Opponent	Date	GS	Min	FG FGA	Pct	3FG FGA	Pct	FT FTA	Pct	Off	Def	Tot	Avg	PF	FO	A	TO	Blk	Stl	Pts	Avg	
SD State	11/9	DNP																				
West Alabama	11/11	DNP																				
vs. Oregon State	11/15	DNP																				
vs. Villanova	11/16	DNP																				
Charleston Southern	11/23	DNP																				
Lamar	11/27	DNP																				
at Cincinnati	12/1	DNP																				
Dayton	12/5	DNP																				
at VCU	12/15	DNP																				
at Texas Tech	12/19	DNP																				
Mercer	12/22	DNP																				
Tulane	12/30	DNP																				
Oakland	1/5	DNP																				
at Missouri	1/8	DNP																				
Tennessee	1/12	DNP																				
at Mississippi State	1/16	DNP																				
Texas A&M	1/19	DNP																				
Kentucky	1/22	DNP																				
at Tennessee	1/26	DNP																				
Arkansas	1/31	DNP																				

MISCELLANEOUS STATS

Category	2012-13	Career
Double-digit scoring		
20+ point games		
Double-digit rebounding		
Double-doubles		
Led UA in scoring		
Led UA in rebounding		
Led UA in three-pointers		
Led UA in assists		
Led UA in steals		
Led UA in blocks		
5+ assist games		
3+ three-pointers		
3+ steal games		
3+ block games		

JOHNSON'S CAREER STATS

Year	GP	GS	Min	Avg	FG	FGA	Pct	3FG	3FGA	Pct	FT	FTA	Pct	Off	Def	Tot	Avg	PF	FO	Ast	TO	Blk	Stl	Pts	Avg	
2012-13																										
TOTAL																										

JOHNSON'S CAREER SEC STATS

Year	GP	GS	Min	Avg	FG	FGA	Pct	3FG	3FGA	Pct	FT	FTA	Pct	Off	Def	Tot	Avg	PF	FO	Ast	TO	Blk	Stl	Pts	Avg	
2012-13																										
TOTAL																										



2012-13 (SOPHOMORE)

- Tops the team in threes made (38), threes attempted (91), assists per game (3.6) and assist-to-turnover ratio (71 assists and 42 turnovers)
- Ranks second on team in scoring (12.2 ppg), three-point shooting (41.8 percent) and steals (31) and is third in double-figure games (12)
- Only player on squad to have started every game on the season
- Went for a career-high 23 points, including knocking down 5-of-5 treys in the win over West Alabama (11/11)
- Also had career highs in fields goals made (8), attempted (12) and threes made vs. the Tigers
- Hit 8-of-12 field goals and 4-of-5 threes to finish with 21

points in the win at Texas Tech (12/19)

- Had a team-leading 20 points and four assists without a turnover in the win over Oregon State (11/15)
- Collected team-highs of 16 points, seven rebounds and three assists at Cincinnati (12/1)
- Scored 15 points, including the game-winning three-pointer at the buzzer, to defeat South Dakota State (11/9)
- Hit game-winning shot with nine seconds left in the win over Texas A&M (1/19), and finished with 14 points, six rebounds, five assists and three steals

LACEY'S 2012-13 GAME-BY-GAME STATS

Opponent	Date	GS	Min	FG	FGA	Pct	3FG	3FGA	Pct	FT	FTA	Pct	Off	Def	Tot	Avg	PF	FO	A	TO	Blk	Stl	Pts	Avg
SD State	11/9	*	31	5	8	.625	2	5	.400	3	3	1.000	0	3	3	3.0	3	0	3	3	0	0	15	15.0
West Alabama	11/11	*	22	8	12	.667	5	5	1.000	2	2	1.000	0	3	3	3.0	3	0	4	2	0	3	23	19.0
vs. Oregon State	11/15	*	34	7	13	.538	4	7	.571	2	2	1.000	0	0	0	2.0	1	0	4	0	0	0	20	19.3
vs. Villanova	11/16	*	21	1	3	.333	0	1	.000	5	8	.625	0	4	4	2.5	3	0	4	1	0	1	7	16.3
Charleston Southern	11/23	*	34	4	14	.286	1	7	.143	3	3	1.000	0	5	5	3.0	1	0	6	1	0	5	9	14.8
Lamar	11/27	*	26	2	5	.400	1	3	.333	2	6	.333	0	4	4	3.2	2	0	3	4	2	2	7	13.5
at Cincinnati	12/1	*	36	7	11	.636	2	4	.500	0	0	.000	0	7	7	3.7	2	0	3	3	0	2	16	13.9
Dayton	12/5	*	31	4	9	.444	2	6	.333	6	6	1.000	0	3	3	3.6	1	0	5	3	1	1	16	14.1
at VCU	12/15	*	31	2	6	.333	2	4	.500	2	2	1.000	0	3	3	3.6	3	0	2	3	0	1	8	13.4
at Texas Tech	12/19	*	38	8	12	.750	4	5	.800	1	3	.333	1	5	6	3.8	1	0	1	2	1	1	21	14.2
Mercer	12/22	*	32	1	6	.167	0	3	.000	3	4	.750	0	4	4	3.8	1	0	2	1	0	1	5	13.4
Tulane	12/30	*	35	4	10	.400	2	6	.333	2	4	.500	1	5	6	4.0	2	0	2	4	1	2	12	13.3
Oakland	1/5	*	29	0	5	.000	0	3	.000	4	6	.667	0	4	4	4.0	1	0	7	0	1	1	4	12.5
at Missouri	1/8	*	27	4	9	.444	1	3	.333	0	0	.000	0	2	2	3.9	2	0	1	2	1	1	9	12.3
Tennessee	1/12	*	35	5	12	.417	2	5	.400	3	4	.750	0	4	4	3.9	1	0	2	1	0	0	15	12.5
at Mississippi State	1/16	*	29	4	8	.500	3	4	.750	0	0	.000	0	3	3	3.8	0	0	6	3	0	0	11	12.4
Texas A&M	1/19	*	37	5	14	.357	4	6	.667	0	2	.000	1	5	6	3.9	1	0	5	2	0	3	14	12.5
Kentucky	1/22	*	28	2	9	.222	0	3	.000	3	4	.750	0	4	4	3.9	1	0	4	2	0	4	7	12.2
at Tennessee	1/26	*	36	4	13	.308	2	5	.400	1	2	.500	0	4	4	3.9	1	0	4	0	2	1	11	12.1
Arkansas	1/31	*	36	4	11	.364	1	6	.167	5	6	.833	2	4	6	4.1	2	0	2	7	0	2	14	12.2

CAREER HIGHS

Points	23	West Alabama (11/11/12)
Field Goals	8	2X, last at Texas Tech (12/19/12)
FG Att.	14	2X, last vs. Texas A&M (1/19/13)
3-Point FG	5	West Alabama (11/11/12)
3-Point Att.	7	3X, last vs. CSU (11/23/12)
Free Throws	9	Tennessee (2/18/12)
FT Att.	12	Tennessee (2/18/12)
Rebounds	10	LSU (1/11/12)
Assists	7	Oakland (1/5/13)
Steals	5	Charleston Southern (11/23/12)
Blocks	2	Lamar (11/23/12)

2012-13 SEASON HIGHS

Points	23	West Alabama (11/11/12)
Field Goals	8	2X, last at Texas Tech (12/19/12)
FG Att.	14	2X, last vs. Texas A&M (1/19/13)
3-Point FG	5	West Alabama (11/11/12)
3-Point Att.	7	2X, last vs. CSU (11/23/12)
Free Throws	6	Dayton (12/5/12)
FT Att.	8	vs. Villanova (11/16/12)
Rebounds	7	at Cincinnati (12/1/12)
Assists	7	Oakland (1/5/13)
Steals	5	Charleston Southern (11/23/12)
Blocks	2	2X, last vs. Tennessee (1/26/13)



MISCELLANEOUS STATS

Category	2012-13	Career
Double-digit scoring	12	24
20+ point games	3	3
Double-digit rebounding		1
Double-doubles		
Led UA in scoring	8	11
Led UA in rebounding	4	5
Led UA in three-pointers	10	24
Led UA in assists	14	20
Led UA in steals	6	13
Led UA in blocks	1	1
5+ assist games	5	7
3+ three-pointers	4	6
3+ steal games	4	6
3+ block games		

LACEY'S CAREER STATS

Year	GP	GS	Min	Avg	FG	FGA	Pct	3FG	3FGA	Pct	FT	FTA	Pct	Off	Def	Tot	Avg	PF	FO	Ast	TO	Blk	Stl	Pts	Avg
2011-12	33	16	815	24.7	79	191	.414	31	103	.301	51	64	.797	13	86	99	3.0	45	0	59	54	2	28	240	7.3
2012-13	20	20	628	31.4	81	190	.426	38	91	.418	44	64	.688	5	76	81	4.1	31	0	71	42	9	31	244	12.2
TOTAL	53	36	1443	27.2	160	381	.420	69	194	.356	95	128	.742	18	162	180	3.4	76	0	130	96	11	59	484	9.1

LACEY'S CAREER SEC STATS

Year	GP	GS	Min	Avg	FG	FGA	Pct	3FG	3FGA	Pct	FT	FTA	Pct	Off	Def	Tot	Avg	PF	FO	Ast	TO	Blk	Stl	Pts	Avg
2011-12	16	12	387	24.2	36	90	.400	14	49	.286	21	24	.875	8	39	47	2.9	17	0	24	25	1	14	107	6.7
2012-13	7	7	228	32.6	28	76	.368	13	32	.406	12	18	.667	3	26	29	4.1	8	0	24	17	3	11	81	11.6
TOTAL	23	19	615	26.7	64	166	.386	27	81	.333	33	42	.786	11	65	76	3.3	25	0	48	42	4	25	188	8.2



32
ALABAMA
Guard
6-1 • 210 • RFr.
**Retin
OBASOHAN**
Antwerp, Belgium (Leuven)

2012-13 (REDSHIRT FRESHMAN)

- Earned first start of career vs. Lamar (11/27) and responded with career-high 13 points, three steals and two assists.
- Came off the bench to record seven points vs. Villanova (11/16)
- Saw first action of career with 11 minutes vs. West Alabama (11/9) and finished with a pair of rebounds and assists

CAREER HIGHS

Points	13	vs. Lamar (11/27/12)
Field Goals	4	vs. Lamar (11/27/12)
FG Att.	7	vs. Lamar (11/27/12)
3-Point FG	2	vs. Lamar (11/27/12)
3-Point Att.	4	vs. Lamar (11/27/12)
Free Throws	3	vs. Lamar (11/27/12)
FT Att.	5	vs. Lamar (11/27/12)
Rebounds	3	Charleston Southern (11/23/12)
Assists	2	4X, last vs. Arkansas (1/31/13)
Steals	3	vs. Lamar (11/27/12)
Blocks	2	Charleston Southern (11/23/12)

2012-13 SEASON HIGHS

Points	13	vs. Lamar (11/27/12)
Field Goals	4	vs. Lamar (11/27/12)
FG Att.	7	vs. Lamar (11/27/12)
3-Point FG	2	vs. Lamar (11/27/12)
3-Point Att.	4	vs. Lamar (11/27/12)
Free Throws	3	vs. Lamar (11/27/12)
FT Att.	5	vs. Lamar (11/27/12)
Rebounds	3	Charleston Southern (11/23/12)
Assists	2	4X, last vs. Arkansas (1/31/13)
Steals	3	vs. Lamar (11/27/12)
Blocks	2	Charleston Southern (11/23/12)

OBASOHAN'S 2012-13 GAME-BY-GAME STATS

Opponent	Date	GS	Min	FG FGA	Pct	3FG FGA	Pct	FT FTA	Pct	Off	Def	Tot	Avg	PF	FO	A	TO	Blk	Stl	Pts	Avg	
SD State	11/9	DNP																				
West Alabama	11/11		11	0 0	.000	0 0	.000	0 1	.000	1 1	2	2.0		5 1	2	2	0 0	0 0	0 0	0	0.0	
vs. Oregon State	11/15		2	0 1	.000	0 1	.000	0 0	.000	0 0	0	1.0		1 0	0	1	0 0	0 0	0 0	0	0.0	
vs. Villanova	11/16		18	2 4	.500	1 2	.500	2 2	1.000	0 1	1	1.0		1 0	0	0	0 0	0 0	0 0	7	2.3	
Charleston Southern	11/23		14	0 3	.000	0 1	.000	0 0	.000	0 3	3	1.5		0 0	1	0	2 1	0 0	1 0	0	1.8	
Lamar	11/27	*	27	4 7	.571	2 4	.500	3 5	.600	0 2	2	1.6		0 0	2	2	0 0	3 3	13	4.0		
at Cincinnati	12/1		7	0 0	.000	0 0	.000	0 0	.000	0 0	0	1.3		1 0	1	4	0 0	0 0	0	3.3		
Dayton	12/5		14	1 5	.200	0 2	.000	0 0	.000	0 2	2	1.4		4 0	2	0	0 0	0 0	0 0	2	3.1	
at VCU	12/15		20	0 2	.000	0 1	.000	1 2	.500	0 1	1	1.4		4 0	1	2	1 2	1 2	1	2.9		
at Texas Tech	12/19		7	1 4	.250	0 2	1.000	1 1	1.000	0 0	0	1.2		2 0	0	0	0 0	0 1	3	2.9		
Mercer	12/22		14	1 2	.500	1 1	1.000	0 0	.000	0 1	1	1.2		0 0	0	1	0 0	1 1	3	2.9		
Tulane	12/30		9	1 2	.500	0 0	.000	0 0	.000	0 0	0	1.1		1 0	0	0	0 0	0 0	2	2.8		
Oakland	1/5		8	1 2	.500	0 0	.000	0 0	.000	0 2	2	1.2		2 0	1	1	0 0	1 0	1	2.8		
at Missouri	1/8		1	0 0	.000	0 0	.000	0 0	.000	0 0	0	1.1		0 0	0	0	0 0	0 0	0	2.5		
Tennessee	1/12	DNP																				
at Mississippi State	1/16		19	1 2	.500	0 1	.000	2 2	1.000	0 0	0	1.0		1 0	0	0	1 0	0 1	4	2.6		
Texas A&M	1/19	DNP																				
Kentucky	1/22	DNP																				
at Tennessee	1/26	DNP																				
Arkansas	1/31		4	0 0	.000	0 0	.000	0 0	.000	0 1	1	1.0		0 0	2	0	0 0	0 1	0	2.5		



MISCELLANEOUS STATS

Category	2012-13	Career
Double-digit scoring	1	1
20+ point games		
Double-digit rebounding		
Double-doubles		
Led UA in scoring		
Led UA in rebounding		
Led UA in three-pointers	1	1
Led UA in assists		
Led UA in steals	2	2
Led UA in blocks	1	1
5+ assist games		
3+ three-pointers		
3+ steal games	1	1
3+ block games		

OBASOHAN'S CAREER STATS

Year	GP	GS	Min	Avg	FG	FGA	Pct	3FG	3FGA	Pct	FT	FTA	Pct	Off	Def	Tot	Avg	PF	FO	Ast	TO	Blk	Stl	Pts	Avg
2012-13	15	1	175	11.7	12	34	.353	4	15	.267	9	13	.692	1	14	15	1.0	22	1	12	15	3	11	37	2.5
TOTAL	15	1	175	11.7	12	34	.353	4	15	.267	9	13	.692	1	14	15	1.0	22	1	12	15	3	11	37	2.5

OBASOHAN'S CAREER SEC STATS

Year	GP	GS	Min	Avg	FG	FGA	Pct	3FG	3FGA	Pct	FT	FTA	Pct	Off	Def	Tot	Avg	PF	FO	Ast	TO	Blk	Stl	Pts	Avg
2012-13	3	0	24	8.0	1	2	.500	0	1	.000	2	2	1.000	0	1	1	0.3	1	0	2	1	0	2	4	1.3
TOTAL	3	0	24	8.0	1	2	.500	0	1	.000	2	2	1.000	0	1	1	0.3	1	0	2	1	0	2	4	1.3



CAREER HIGHS

Points	13	at VCU (12/15/12)
Field Goals	5	at VCU (12/15/12)
FG Att.	10	West Alabama (11/11/12)
3-Point FG	1	2X, last vs. Dayton (12/5/12)
3-Point Att.	2	3X, last vs. Dayton (12/5/12)
Free Throws	3	4X, last vs. Arkansas (1/31/13)
FT Att.	5	3X, last vs. Arkansas (1/31/13)
Rebounds	8	at VCU (12/15/12)
Assists	3	2X, last at Texas Tech (12/19/12)
Steals	3	vs. Oregon State (11/15/12)
Blocks	3	vs. Lamar (11/27/12)

2012-13 SEASON HIGHS

Points	13	at VCU (12/15/12)
Field Goals	5	at VCU (12/15/12)
FG Att.	10	West Alabama (11/11/12)
3-Point FG	1	2X, last vs. Dayton (12/5/12)
3-Point Att.	2	3X, last vs. Dayton (12/5/12)
Free Throws	3	4X, last vs. Arkansas (1/31/13)
FT Att.	5	3X, last vs. Arkansas (1/31/13)
Rebounds	8	at VCU (12/15/12)
Assists	3	2X, last at Texas Tech (12/19/12)
Steals	3	vs. Oregon State (11/15/12)
Blocks	3	vs. Lamar (11/27/12)

2012-13 (FRESHMAN)

- Started the season 5-of-22 (22.7 percent) from the floor in his first four games, but improved to 35-of-72 (48.6 percent) in the 16 contests since
- Has led the team in blocked shots in a game four times this season and tops the squad with 14 dunks on the year
- Had best game of season at VCU (12/15), with career highs of 13 points and eight rebounds in 30 minutes
- Had 10 points in his first SEC game when UA played at then-No. 10 Missouri (1/8)
- Against Charleston Southern (11/23), he collected nine points, seven boards in 27 minutes of action
- Scored nine points to go along with four rebounds, three

- assists and a pair of blocks against West Alabama (11/11)
- Had eight points, six boards and a career-best three assists in the win at Texas Tech (12/19)
- Recorded seven points and seven rebounds in win over Arkansas (1/31)
- Made first collegiate start vs. South Dakota State (11/9)
- Five-star prospect according to Rivals.com and ranked as the seventh-best small forward in his class
- Earned Mississippi's 2012 Mr. Basketball title
- Named Gatorade State Player of the Year and the MVP of the Alabama/Mississippi All-Star game
- The 10th McDonald's All-American to suit up for the Crimson Tide

POLLARD'S 2012-13 GAME-BY-GAME STATS

Opponent	Date	GS	Min	FG FGA	Pct	3FG FGA	Pct	FT FTA	Pct	Off	Def	Tot	Avg	PF	FO	A	TO	Blk	Stl	Pts	Avg	
SD State	11/9	*	14	0	4	.000	0	1	.000	0	0	0	0.0	0	0	0	1	2	0	0	0.0	
West Alabama	11/11	*	29	4	10	.400	0	0	.000	1	3	4	2.0	1	0	3	1	2	2	9	4.5	
vs. Oregon State	11/15	*	26	1	7	.143	0	2	.000	0	0	0	0.0	3	1	4	2.6	2	0	1	0	3.7
vs. Villanova	11/16		21	0	1	.000	0	0	.000	2	5	7	2.8	1	0	1	2	0	1	2	4.3	
Charleston Southern	11/23	*	27	4	8	.500	0	1	.000	1	2	3	3.6	1	0	1	1	0	0	9	4.4	
Lamar	11/27	*	23	3	6	.500	0	0	.000	0	0	0	0.0	1	3	4	3.7	0	0	1	2	6.4
at Cincinnati	12/1		19	3	5	.600	1	2	.500	0	0	0	0.0	2	0	2	3.4	1	0	1	1	5.0
Dayton	12/5		19	2	4	.500	1	2	.500	3	3	6	3.4	0	0	0	1	2	0	8	5.4	
at VCU	12/15		30	5	7	.714	0	0	.000	3	4	7	3.9	4	0	1	2	0	0	13	6.2	
at Texas Tech	12/19	*	30	3	5	.600	0	1	.000	2	2	4	4.1	2	0	3	2	1	2	8	6.4	
Mercer	12/22	*	24	2	5	.400	0	0	.000	1	2	3	4.0	2	0	1	0	1	2	5	6.3	
Tulane	12/30		18	1	3	.333	0	1	.000	1	2	3	3.8	1	0	1	2	1	0	3	6.0	
Oakland	1/5		14	1	1	1.000	0	0	.000	0	1	1	3.6	2	0	1	1	0	1	2	5.7	
at Missouri	1/8	*	26	4	8	.500	0	0	.000	2	2	4	3.5	3	0	1	1	0	1	10	6.0	
Tennessee	1/12		16	1	4	.250	0	0	.000	1	2	3	3.5	0	0	1	0	1	0	3	5.8	
at Mississippi Sstate	1/16		27	3	6	.500	0	0	.000	1	2	3	3.3	2	0	0	1	0	2	7	5.9	
Texas A&M	1/19		18	0	2	.000	0	0	.000	3	5	8	3.3	1	0	2	1	0	1	3	5.7	
Kentucky	1/22		17	0	3	.000	0	1	.000	0	0	0	3.2	2	0	0	0	1	1	0	5.4	
at Tennessee	1/26		11	1	1	1.000	0	0	.000	0	0	0	3.2	2	0	1	1	1	0	2	5.2	
Arkansas	1/31		18	2	4	.500	0	0	.000	3	5	8	3.4	1	0	0	3	1	1	7	5.3	



MISCELLANEOUS STATS

Category	2012-13	Career
Double-digit scoring	2	2
20+ point games		
Double-digit rebounding		
Double-doubles		
Led UA in scoring	1	1
Led UA in rebounding	3	3
Led UA in three-pointers		
Led UA in assists	1	1
Led UA in steals	1	1
Led UA in blocks	4	4
5+ assist games		
3+ three-pointers		
3+ steal games	1	1
3+ block games	1	1

POLLARD'S CAREER STATS

Year	GP	GS	Min	Avg	FG	FGA	Pct	3FG	3FGA	Pct	FT	FTA	Pct	Off	Def	Tot	Avg	PF	FO	Ast	TO	Blk	Stl	Pts	Avg
2012-13	20	8	427	21.4	40	94	.426	2	11	.182	24	40	.600	27	41	68	3.4	28	0	18	25	18	19	106	5.3
TOTAL	20	8	427	21.4	40	94	.426	2	11	.182	24	40	.600	27	41	68	3.4	28	0	18	25	18	19	106	5.3

POLLARD'S CAREER SEC STATS

Year	GP	GS	Min	Avg	FG	FGA	Pct	3FG	3FGA	Pct	FT	FTA	Pct	Off	Def	Tot	Avg	PF	FO	Ast	TO	Blk	Stl	Pts	Avg
2012-13	7	1	133	19.0	11	28	.393	0	1	.000	10	16	.625	8	13	21	3.0	11	0	5	7	4	6	32	4.6
TOTAL	7	1	133	19.0	11	28	.393	0	1	.000	10	16	.625	8	13	21	3.0	11	0	5	7	4	6	32	4.6



20
6-5 • 205 • So. Guard

Levi RANDOLPH
Madison, Ala. (Bob Jones)

2012-13 (SOPHOMORE)

- Ranked third on team in minutes played (30.2), three-point field goal percentage (38.3), assists (38) and steals (23) and is fourth in points (8.1) and rebound (3.8)
- Matched career high with 18 points and three treys at Mississippi State (1/16)
- Scored 15 points, including a career-best 6-of-6 from the charity stripe vs. Dayton (12/5)
- Matched his season-high scoring output with 15 points on a career-best three treys vs. Oakland (1/5)
- Collected 12 points, matched season-high with six boards and had three assists vs. Tennessee (1/12)
- Had 10 points against Charleston Southern (11/23)

- Matched that with 10 points vs. Lamar (11/27), along with five boards and three assists
- Had seven points, five boards, four assists and a career-high tying four steals vs. Villanova (11/16)
- Led team in rebounds (6) and minutes played (32), to go along with five points in the win over South Dakota State
- Collected seven points on 2-of-6 shooting in the win over West Alabama (11/11)
- Played at least 25 minutes in all but one contest on the year
- Has started 50 of 52 contests in his career

RANDOLPH'S 2012-13 GAME-BY-GAME STATS

Opponent	Date	GS	Min	FG FGA	Pct	3FG FGA	Pct	FT FTA	Pct	Off	Def	Tot	Avg	PF	FO	A	TO	Blk	Stl	Pts	Avg
SD State	11/9	*	32	2 2	1.000	1 1	1.000	0 0	.000	4	2	6	6.0	2	0	2	1	0	0	5	5.0
West Alabama	11/11	*	25	3 6	.500	1 2	.500	0 2	.000	3	2	5	5.5	1	0	2	1	0	2	7	6.0
vs. Oregon State	11/15	*	19	1 2	.500	1 2	.500	0 0	.000	0	0	0	3.6	3	0	2	1	0	0	3	5.0
vs. Villanova	11/16	*	32	3 8	.375	1 3	.333	0 0	.000	3	2	5	4.0	3	0	4	1	0	4	7	5.5
Charleston Southern	11/23	*	32	4 8	.500	2 4	.500	0 0	.000	0	3	3	3.8	1	0	1	1	0	1	10	6.4
Lamar	11/27	*	34	4 10	.400	1 3	.333	1 2	.500	4	1	5	4.0	2	0	3	2	0	1	10	7.0
at Cincinnati	12/1	*	27	2 4	.500	0 0	.000	0 1	.000	1	4	5	4.1	2	0	0	1	1	0	4	6.6
Dayton	12/5	*	35	4 8	.500	1 4	.250	6 6	1.000	1	2	3	4.0	3	0	0	0	0	0	15	7.6
at VCU	12/15	*	33	3 6	.500	1 2	.500	3 3	1.000	0	0	0	3.6	4	0	1	1	0	1	10	7.9
at Texas Tech	12/19	*	32	3 7	.429	1 3	.333	0 0	.000	0	3	3	3.5	3	0	2	3	0	2	7	7.8
Mercer	12/22	*	34	2 8	.250	0 1	.000	1 3	.333	1	3	4	3.5	3	0	2	1	0	0	5	7.5
Tulane	12/30	*	34	3 7	.429	0 3	.000	0 0	.000	0	3	3	3.5	1	0	2	2	0	1	6	7.4
Oakland	1/5	*	32	6 11	.545	3 5	.600	0 0	.000	0	3	3	3.5	3	0	2	1	0	0	15	8.0
at Missouri	1/8	*	25	1 4	.250	0 2	.000	3 4	.750	2	3	5	3.6	2	0	2	2	1	1	5	7.8
Tennessee	1/12	*	33	4 9	.444	2 4	.500	2 2	1.000	2	4	6	3.7	2	0	3	0	0	1	12	8.1
at Mississippi State	1/16	*	33	7 9	.778	3 4	.750	2 2	1.000	1	7	8	4.0	0	0	2	2	1	3	18	8.7
Texas A&M	1/19	*	31	1 3	.333	0 1	.000	0 0	.000	1	3	4	4.0	3	0	2	1	0	0	2	8.3
Kentucky	1/22	*	31	4 8	.500	0 3	.000	3 4	.750	1	3	4	4.0	3	0	2	1	2	2	11	8.4
at Tennessee	1/26	*	23	0 3	.000	0 1	.000	0 0	.000	0	0	0	3.8	3	0	1	0	0	2	0	8.0
Arkansas	1/31	*	27	2 5	.400	1 1	1.000	4 4	1.000	4	0	4	3.8	1	0	3	2	0	2	9	8.1

CAREER HIGHS

Points	18	2X, last at Miss. State (1/16/13)
Field Goals	7	at Mississippi State (1/16/13)
FG Att.	12	2X, last vs. Vanderbilt (1/19/12)
3-Point FG	3	3X, last at Miss. State (1/16/13)
3-Point Att.	6	at Mississippi (3/3/12)
Free Throws	6	Dayton (12/5/12)
FT Att.	6	3X, last vs. Dayton (12/5/12)
Rebounds	9	Florida (2/14/12)
Assists	5	Oklahoma State (12/21/11)
Steals	4	2X, last vs. Villanova (11/16/12)
Blocks	2	2X, last vs. Kentucky (1/22/13)

2012-13 SEASON HIGHS

Points	18	at Mississippi State (1/16/13)
Field Goals	7	at Mississippi State (1/16/13)
FG Att.	11	2X, last at Miss. State (1/16/13)
3-Point FG	3	2X, last at Miss. State (1/16/13)
3-Point Att.	5	Oakland (1/5/13)
Free Throws	6	Dayton (12/5/12)
FT Att.	6	Dayton (12/5/12)
Rebounds	8	at Mississippi State (1/16/13)
Assists	4	vs. Villanova (11/16/12)
Steals	4	vs. Villanova (11/16/12)
Blocks	2	Kentucky (1/22/13)



MISCELLANEOUS STATS

Category	2012-13	Career
Double-digit scoring	8	13
20+ point games		
Double-digit rebounding		
Double-doubles		
Led UA in scoring	1	3
Led UA in rebounding	2	6
Led UA in three-pointers	3	10
Led UA in assists	5	10
Led UA in steals	2	8
Led UA in blocks		1
5+ assist games		1
3+ three-pointers	2	2
3+ steal games	2	5
3+ block games		1

RANDOLPH'S CAREER STATS

Year	GP	GS	Min	Avg	FG	FGA	Pct	3FG	3FGA	Pct	FT	FTA	Pct	Off	Def	Tot	Avg	PF	FO	Ast	TO	Blk	Stl	Pts	Avg
2011-12	33	32	894	27.1	80	208	.385	19	71	.268	36	61	.590	42	88	130	3.9	57	1	55	32	4	34	215	6.5
2012-13	20	19	604	30.2	59	128	.461	18	47	.383	25	33	.758	28	48	76	3.8	45	0	38	24	5	23	161	8.1
TOTAL	53	51	1498	28.3	139	336	.414	37	118	.314	61	94	.649	70	136	206	3.8	102	1	93	56	9	57	376	7.1

RANDOLPH'S CAREER SEC STATS

Year	GP	GS	Min	Avg	FG	FGA	Pct	3FG	3FGA	Pct	FT	FTA	Pct	Off	Def	Tot	Avg	PF	FO	Ast	TO	Blk	Stl	Pts	Avg
2011-12	16	15	393	24.6	39	96	.406	11	36	.306	15	25	.600	18	41	59	3.7	25	0	19	17	4	15	104	6.5
2012-13	7	6	203	29.0	19	41	.463	5	14	.357	14	16	.875	11	20	31	4.4	14	0	15	8	4	11	57	8.1
TOTAL	23	21	596	25.9	58	137	.423	16	50	.320	29	41	.707	29	61	90	3.9	39	0	34	25	8	26	161	7.0



12
Guard
6-1 • 195 • Jr.
Trevor RELEFORD
Kansas City, Mo. (Bishop Miege)

2012-13 (JUNIOR)

- Named to 2013 Cousy Award Watch List
- Named to Preseason All-SEC First Team by the league's coaches
- Selected as the SEC Player of the Week for Nov. 19
- Tabbed the 2K Sports Classic Most Outstanding Player
- Missed the Mississippi State game due to an ankle injury
- Shooting 54.1 percent from the floor in SEC play, which leads the league
- Tops the SEC in free throw percentage (.854), fourth in field goal percentage (.495), sixth in scoring (15.9 ppg) and sixth in steals (1.9 spg)
- Recorded his 1,000th point in his career at Missouri (1/8) and the seventh player in the program's 100 year history to record 1,000 points and 140 steals for a career

- Leads team in three-point FG percentage (.448) and double-figure scoring games with 16
- Collected a career-high 26 points on 8-of-14 shooting from the floor in the loss at No. 10 Missouri (1/8)
- Scored 25 points, hitting 8-of-10 field goals and 5-of-5 from beyond the arc, in the win over Villanova (11/16)
- Had 22 points and six assists vs. Charleston So. (11/23)
- Came off the bench to score a game-high 18 points vs. South Dakota State
- Scored 18 points on 8-of-12 shooting from the floor vs. Oakland (1/5)
- Hit 11-of-14 free throws and finished with 17 points, six rebounds, three assists and three steals at Texas Tech (12/19)
- Had 15 points all coming in the second half, to lead the come-from-behind win over Texas A&M (1/19)

CAREER HIGHS

Points	26	at Missouri (1/8/13)
Field Goals	9	LSU (1/11/12)
FG Att.	16	Vanderbilt (1/19/12)
3-Point FG	5	2X, last vs. CSU (11/23/11)
3-Point Att.	8	Charleston Southern (11/23/12)
Free Throws	11	2X, last at Texas Tech (12/19/12)
FT Att.	14	at Texas Tech (12/19/12)
Rebounds	8	Iowa (11/20/10)
Assists	8	Mississippi State (2/2/11)
Steals	6	Vanderbilt (1/19/12)
Blocks	1	5X, last vs. Dayton (12/5/12)

2012-13 SEASON HIGHS

Points	26	at Missouri (1/8/13)
Field Goals	8	3X, last at Missouri (1/8/13)
FG Att.	15	2X, last at Cincinnati (12/1/12)
3-Point FG	5	2X, last vs. CSU (11/23/12)
3-Point Att.	8	Charleston Southern (11/23/12)
Free Throws	11	at Texas Tech (12/19/12)
FT Att.	14	at Texas Tech (12/19/12)
Rebounds	6	at Texas Tech (12/19/12)
Assists	6	Charleston Southern (11/23/12)
Steals	5	at Tennessee (1/26/13)
Blocks	1	2X, last at Cincinnati (12/1/12)

RELEFORD'S 2012-13 GAME-BY-GAME STATS

Opponent	Date	GS	Min	FG	FGA	Pct	3FG	3FGA	Pct	FT	FTA	Pct	Off	Def	Tot	Avg	PF	FO	A	TO	Blk	Stl	Pts	Avg
SD State	11/9		29	6	13	.462	0	3	.000	6	6	1.000	0	3	3	3.0	2	0	2	1	1	3	18	18.0
West Alabama	11/11		22	3	7	.429	1	3	.333	7	8	.875	1	1	2	2.5	0	0	3	1	0	2	14	16.0
vs. Oregon State	11/15		29	6	10	.600	0	1	.000	2	2	1.000	0	1	1	2.0	2	0	5	0	0	2	14	15.3
vs. Villanova	11/16	*	29	8	10	.800	5	5	1.000	4	5	.800	0	3	3	2.3	3	0	1	1	0	1	25	17.8
Charleston Southern	11/23	*	34	7	15	.467	5	8	.625	3	3	1.000	0	0	0	1.8	3	0	6	3	0	2	22	18.6
Lamar	11/27		DNP																					
at Cincinnati	12/1	*	37	5	15	.333	1	3	.333	1	1	1.000	3	1	4	2.2	1	0	2	2	0	3	12	17.5
Dayton	12/5	*	28	2	8	.250	1	5	.200	8	8	1.000	0	2	2	2.1	5	1	3	1	1	2	13	16.9
at VCU	12/15	*	29	3	9	.333	0	1	.000	3	5	.600	0	2	2	2.1	1	0	1	1	0	2	9	15.9
at Texas Tech	12/19	*	39	3	7	.429	0	2	.000	11	14	.786	1	5	6	2.6	2	0	3	4	0	3	17	16.0
Mercer	12/22	*	32	6	14	.429	2	5	.400	5	6	.833	1	4	5	2.8	1	0	1	1	0	2	19	16.3
Tulane	12/30	*	33	2	5	.400	0	0	.000	2	2	1.000	0	2	2	2.7	2	0	2	1	0	0	6	15.4
Oakland	1/5	*	29	8	12	.667	2	4	.500	0	2	.000	1	0	1	2.6	1	0	4	2	0	2	18	15.6
at Missouri	1/8	*	35	8	14	.571	3	7	.429	7	8	.875	0	1	1	2.5	3	0	3	2	0	0	26	16.4
Tennessee	1/12	*	36	5	10	.500	0	2	.000	5	5	1.000	0	0	0	2.3	1	0	1	1	0	1	15	16.3
at Mississippi State	1/16		DNP																					
Texas A&M	1/19		31	5	8	.625	1	2	.500	4	5	.800	0	3	3	2.3	2	0	2	3	0	2	15	16.2
Kentucky	1/22	*	32	4	10	.400	1	1	1.000	4	4	1.000	0	3	3	2.4	1	0	2	3	0	2	13	16.0
at Tennessee	1/26	*	35	7	11	.636	3	3	1.000	1	2	.500	1	0	1	2.3	2	0	4	0	0	5	18	16.1
Arkansas	1/31	*	33	4	8	.500	1	3	.333	3	3	1.000	1	2	3	2.3	1	0	1	1	0	1	12	15.9



MISCELLANEOUS STATS

Category	2012-13	Career
Double-digit scoring	16	58
20+ point games	3	8
Double-digit rebounding		
Double-doubles		
Led UA in scoring	9	22
Led UA in rebounding		2
Led UA in three-pointers	8	16
Led UA in assists	5	37
Led UA in steals	7	36
Led UA in blocks		
5+ assist games	2	14
3+ three-pointers	4	4
3+ steal games	3	18
3+ block games		

RELEFORD'S CAREER STATS

Year	GP	GS	Min	Avg	FG	FGA	Pct	3FG	3FGA	Pct	FT	FTA	Pct	Off	Def	Tot	Avg	PF	FO	Ast	TO	Blk	Stl	Pts	Avg
2010-11	37	36	1158	31.3	152	317	.479	19	68	.279	85	113	.752	24	98	122	3.3	89	2	125	96	3	60	408	11.0
2011-12	32	30	1001	31.3	132	274	.482	21	77	.273	98	120	.817	19	78	97	3.0	83	0	88	63	3	64	383	12.0
2012-13	18	14	572	31.8	92	186	.495	26	58	.448	76	89	.854	9	33	42	2.3	32	1	46	29	2	35	286	15.9
TOTAL	87	80	2731	31.4	376	777	.484	66	203	.325	259	322	.804	52	209	261	3.0	204	3	259	188	8	159	1077	12.4

RELEFORD'S CAREER SEC STATS

Year	GP	GS	Min	Avg	FG	FGA	Pct	3FG	3FGA	Pct	FT	FTA	Pct	Off	Def	Tot	Avg	PF	FO	Ast	TO	Blk	Stl	Pts	Avg
2010-11	16	16	529	33.1	66	136	.485	8	25	.320	44	55	.800	12	39	51	3.2	39	1	49	48	1	28	184	11.5
2011-12	15	13	491	32.7	61	142	.430	11	44	.250	42	57	.737	10	40	50	3.3	42	0	34	30	1	38	175	11.7
2012-13	6	5	202	33.7	33	61	.541	9	18	.500	24	27	.889	2	9	11	1.8	10	0	13	11	0	11	99	16.5
TOTAL	37	34	1222	33.0	160	339	.472	28	87	.322	110	139	.791	24	88	112	3.0	91	1	96	89	2	77	458	12.4



35
6-6 • 215 • So. Forward

Dakota SLAUGHTER
Fishers, Ind. (Fishers)

2012-13 (SOPHOMORE)

- Played 10 minutes vs. Lamar (11/27) and connected on 4-of-5 shooting to finish with 10 points
- Had two points and career-highs of two assists and 11 minutes of action at VCU (12/15)
- Saw first SEC action of career with two minutes of action at Mississippi State (1/16)
- Saw first action of career with three minutes played vs. West Alabama (11/11)
- Has played in nine games this season

SLAUGHTER'S 2012-13 GAME-BY-GAME STATS

Opponent	Date	GS	Min	FG FGA	Pct	3FG FGA	Pct	FT FTA	Pct	Off	Def	Tot	Avg	PF	FO	A	TO	Blk	Stl	Pts	Avg	
SD State	11/9		DNP																			
West Alabama	11/11		3	0 2	.000	0 2	.000	0 0	.000	0	2	2	2.0	0	0	0	0	0	0	0	0	0.0
vs. Oregon State	11/15		1	0 0	.000	0 0	.000	0 0	.000	0	0	0	1.3	0	0	0	0	0	0	0	0	0.0
vs. Villanova	11/16		1	0 0	.000	0 0	.000	0 0	.000	0	0	0	0.7	0	0	0	0	0	0	0	0	0.0
Charleston Southern	11/23		5	0 1	.000	0 0	.000	0 0	.000	1	0	1	0.8	0	0	0	0	0	0	0	0	0.0
Lamar	11/27		10	4 5	.800	1 1	1.000	1 2	.500	1	0	1	0.8	2	0	0	0	1	0	10	2.0	
at Cincinnati	12/1		DNP																			
Dayton	12/5		DNP																			
at VCU	12/15		11	0 2	.000	0 2	.000	2 2	1.000	0	0	0	0.7	2	0	2	0	0	0	2	2.0	
at Texas Tech	12/19		8	0 0	.000	0 0	.000	0 0	.000	1	1	2	0.9	2	0	0	2	0	0	0	0	1.7
Mercer	12/22		DNP																			
Tulane	12/30		DNP																			
Oakland	1/5		1	0 0	.000	0 0	.000	0 0	.000	0	0	0	0.8	0	0	0	0	0	0	0	0	1.5
at Missouri	1/8		DNP																			
Tennessee	1/12		DNP																			
at Mississippi State	1/16		2	0 0	.000	0 0	.000	0 0	.000	1	1	2	0.9	0	0	0	1	1	0	0	0	1.3
Texas A&M	1/19		DNP																			
Kentucky	1/22		DNP																			
at Tennessee	1/26		DNP																			
Arkansas	1/31		DNP																			

CAREER HIGHS

Points	10	Lamar (11/27/12)
Field Goals	4	Lamar (11/27/12)
FG Att.	5	Lamar (11/27/12)
3-Point FG	1	Lamar (11/27/12)
3-Point Att.	2	West Alabama (11/11/12)
Free Throws	2	at VCU (12/15/12)
FT Att.	2	2X, last at VCU (12/15/12)
Rebounds	2	3X, last at Miss. State (1/16/13)
Assists	2	at VCU (12/15/12)
Steals		
Blocks	1	2X, last at Miss. State (1/16/13)

2012-13 SEASON HIGHS

Points	10	Lamar (11/27/12)
Field Goals	4	Lamar (11/27/12)
FG Att.	5	Lamar (11/27/12)
3-Point FG	1	Lamar (11/27/12)
3-Point Att.	2	West Alabama (11/11/12)
Free Throws	2	at VCU (12/15/12)
FT Att.	2	2X, last at VCU (12/15/12)
Rebounds	2	3X, last at Miss. State (1/16/13)
Assists	2	at VCU (12/15/12)
Steals		
Blocks	1	2X, last at Miss. State (1/16/13)



MISCELLANEOUS STATS

Category	2012-13	Career
Double-digit scoring	1	1
20+ point games		
Double-digit rebounding		
Double-doubles		
Led UA in scoring		
Led UA in rebounding		
Led UA in three-pointers		
Led UA in assists	1	1
Led UA in steals		
Led UA in blocks		
5+ assist games		
3+ three-pointers		
3+ steal games		
3+ block games		

SLAUGHTER'S CAREER STATS

Year	GP	GS	Min	Avg	FG	FGA	Pct	3FG	3FGA	Pct	FT	FTA	Pct	Off	Def	Tot	Avg	PF	FO	Ast	TO	Blk	Stl	Pts	Avg
2012-13	9	0	41	4.6	4	10	.400	1	5	.200	3	4	.750	4	4	8	0.9	6	0	2	3	2	0	12	1.3
TOTAL	9	0	41	4.6	4	10	.400	1	5	.200	3	4	.750	4	4	8	0.9	6	0	2	3	2	0	12	1.3

SLAUGHTER'S CAREER SEC STATS

Year	GP	GS	Min	Avg	FG	FGA	Pct	3FG	3FGA	Pct	FT	FTA	Pct	Off	Def	Tot	Avg	PF	FO	Ast	TO	Blk	Stl	Pts	Avg
2012-13	1	0	2	2.0	0	0	.000	0	0	.000	0	0	.000	1	1	2	2.0	0	0	0	1	1	0	0	0.0
TOTAL	1	0	2	2.0	0	0	.000	0	0	.000	0	0	.000	1	1	2	2.0	0	0	0	1	1	0	0	0.0



22
ALABAMA
 Guard
 6-4 • 225 • Sr.
Andrew STEELE
 Birmingham, Ala. (John Carroll)

CAREER HIGHS

Points	15	at Arkansas (2/23/12)
Field Goals	4	3X, last S. Dakota State (11/9/12)
FG Att.	10	South Dakota State (11/9/12)
3-Point FG	2	2X, last Auburn (3/3/2009)
3-Point Att.	4	2X, last S. Dakota State (11/9/12)
Free Throws	8	at Arkansas (2/23/12)
FT Att.	10	at Arkansas (2/23/12)
Rebounds	8	at South Carolina (1/25/12)
Assists	7	2X, last at at Mississippi (3/3/12)
Steals	5	2X, last at Miss. State (1/16/13)
Blocks		

2012-13 SEASON HIGHS

Points	11	2X, last vs. Tennessee (1/12/13)
Field Goals	4	South Dakota State (11/9/12)
FG Att.	10	South Dakota State (11/9/12)
3-Point FG	1	2X, last vs. Tennessee (1/12/13)
3-Point Att.	4	South Dakota State (11/9/12)
Free Throws	4	Tennessee (1/12/13)
FT Att.	5	vs. Oregon State (11/15/12)
Rebounds	5	South Dakota State (11/9/12)
Assists	4	South Dakota State (11/9/12)
Steals	5	at Mississippi State (1/16/13)
Blocks	1	

2012-13 (SENIOR)

- Had surgery to repair sports hernia (12/15) and missed a total of seven games with the injury
- Alabama went 2-5 while he was injured, but is 11-2 when he suits up
- Made first appearance since Nov. 23 (Charleston Southern) when he played 17 minutes and finished with two points, two assists and four rebounds vs. Oakland (1/5)
- Collected 11 points and a season-high four steals vs. Tennessee (1/12)
- Had six points, including hitting all four free throws, three steals and an assist in the final five minutes in the win over the Volunteers
- Came off the bench to account for 11 points, five boards

- and a team-best four assists in the win over South Dakota State
- Matched career high with five steals in the win at Mississippi State (1/16)
- Lone senior on team

STEELE'S 2012-13 GAME-BY-GAME STATS

Opponent	Date	GS	Min	FG	FGA	Pct	3FG	3FGA	Pct	FT	FTA	Pct	Off	Def	Tot	Avg	PF	FO	A	TO	Blk	Stl	Pts	Avg
SD State	11/9		30	4	10	.400	1	4	.250	2	2	1.000	0	5	5	5.0	2	0	4	4	0	2	11	11.0
West Alabama	11/11		15	1	1	1.000	0	0	.000	2	3	.667	0	3	3	4.0	1	0	0	1	0	0	4	7.5
vs. Oregon State	11/15		23	1	5	.200	0	3	.000	2	5	.400	0	3	3	3.7	0	0	2	1	0	1	4	6.3
vs. Villanova	11/16		13	1	2	.500	0	0	.000	0	0	.000	0	3	3	3.5	3	0	3	2	0	1	2	5.3
vs. Charleston Southern	11/23		14	0	1	.000	0	0	.000	0	0	.000	1	1	2	3.2	1	0	2	0	0	0	0	4.2
vs. Lamar	11/27																							
at Cincinnati	12/1																							
Dayton	12/5																							
at VCU	12/15																							
at Texas Tech	12/19																							
Mercer	12/22																							
Tulane	12/30																							
Oakland	1/5		17	1	2	.500	0	1	.000	0	0	.000	2	2	4	3.3	0	0	2	2	0	1	2	3.8
at Missouri	1/8		16	1	3	.333	0	1	.000	2	2	1.000	0	0	0	2.9	4	0	1	2	0	2	4	3.8
Tennessee	1/12		18	3	4	.750	1	1	1.000	4	4	1.000	0	0	0	2.5	1	0	1	2	0	4	11	4.8
at Mississippi State	1/16		21	1	5	.200	0	0	.000	0	0	.000	0	2	2	2.4	1	0	2	1	0	5	2	4.4
Texas A&M	1/19		14	1	3	.333	0	0	.000	1	1	1.000	1	0	1	2.3	4	0	0	3	0	0	3	4.3
Kentucky	1/22		21	1	4	.250	0	2	.000	2	3	.667	0	2	2	2.3	2	0	0	0	0	0	4	4.3
at Tennessee	1/26		23	1	4	.250	0	1	.000	0	0	.000	0	1	1	2.2	0	0	3	2	0	1	2	4.1
Arkansas	1/31		26	2	6	.333	0	1	.000	0	1	.000	0	4	4	2.3	1	0	1	1	0	0	4	4.1



MISCELLANEOUS STATS

Category	2012-13	Career
Double-digit scoring	2	8
20+ point games		
Double-digit rebounding		
Double-doubles		
Led UA in scoring		
Led UA in rebounding		3
Led UA in three-pointers		1
Led UA in assists	1	9
Led UA in steals	2	9
Led UA in blocks		2
5+ assist games		4
3+ three-pointers		
3+ steal games	2	4
3+ block games		

STEELE'S CAREER STATS

Year	GP	GS	Min	Avg	FG	FGA	Pct	3FG	3FGA	Pct	FT	FTA	Pct	Off	Def	Tot	Avg	PF	FO	Ast	TO	Blk	Stl	Pts	Avg
2008-09	29	0	434	15.0	30	76	.395	8	25	.320	27	37	.730	15	41	56	1.9	38	0	26	17	3	15	95	3.3
2009-10	6	6	107	17.8	7	14	.500	2	5	.400	7	14	.500	6	11	17	2.8	13	0	7	9	1	1	23	3.8
2010-11	19	2	348	18.3	24	61	.393	5	19	.263	23	32	.719	18	32	50	2.6	26	1	11	13	1	11	76	4.0
2011-12	19	10	487	25.6	36	74	.486	4	13	.308	49	63	.778	13	62	75	3.9	42	1	51	31	1	17	125	6.6
2012-13	13	2	251	19.3	18	50	.360	2	14	.143	15	21	.714	4	26	30	2.3	20	0	21	21	0	17	53	4.1
TOTAL	86	20	1627	18.9	115	275	.418	21	76	.276	121	167	.725	56	172	228	2.7	139	2	116	91	6	61	372	4.3

STEELE'S CAREER STATS

Year	GP	GS	Min	Avg	FG	FGA	Pct	3FG	3FGA	Pct	FT	FTA	Pct	Off	Def	Tot	Avg	PF	FO	Ast	TO	Blk	Stl	Pts	Avg
2008-09	16	0	244	15.3	19	41	.463	5	10	.500	14	19	.737	6	21	27	1.7	24	0	15	7	3	8	57	3.6
2010-11	16	2	295	18.4	21	49	.429	3	12	.250	21	30	.700	15	30	45	2.8	24	1	8	13	1	9	66	4.1
2011-12	15	7	385	25.7	30	61	.492	3	12	.250	44	58	.759	12	45	57	3.8	30	1	44	27	1	15	107	7.1
2012-13	7	2	139	19.9	10	29	.345	1	6	.167	9	11	.818	1	9	10	1.4	13	0	8	11	0	12	30	4.3
TOTAL	54	11	1063	19.7	80	180	.444	12	40	.300	88	118	.746	34	105	139	2.6	91	2	75	58	5	44	260	4.8



33 ALABAMA
6-3 • 175 • Jr. Guard

Islah WILSON
Troy, Ala. (Charles Henderson)

2012-13 (FRESHMAN)

- A walk-on who joined the team via an open tryout in mid-October, 2012
- Saw first action of career with three minutes played vs. West Alabama (11/11)
- Played in first SEC game at Mississippi State (1/16)
- Recorded first field goal in the win over Villanova (11/16)
- Has played in four games this season

CAREER HIGHS

Points	2	vs. Villanova (11/16/12)
Field Goals	1	vs. Villanova (11/16/12)
FG Att.	1	vs. Villanova (11/16/12)
3-Point FG	1	vs. Villanova (11/16/12)
3-Point Att.	1	2X, last at Miss. State (1/16/13)
Free Throws	1	2X, last vs. Oakland, 1/5/13
FT Att.	2	2X, last vs. Oakland, 1/5/13
Rebounds		
Assists		
Steals	2	West Alabama (11/11/12)
Blocks		

2012-13 SEASON HIGHS

Points	2	vs. Villanova (11/16/12)
Field Goals	1	vs. Villanova (11/16/12)
FG Att.	1	vs. Villanova (11/16/12)
3-Point FG	1	vs. Villanova (11/16/12)
3-Point Att.	1	2X, last at Miss. State (1/16/13)
Free Throws	1	2X, last vs. Oakland, 1/5/13
FT Att.	2	2X, last vs. Oakland, 1/5/13
Rebounds		
Assists		
Steals	2	West Alabama (11/11/12)
Blocks		

WILSON'S 2012-13 GAME-BY-GAME STATS

Opponent	Date	GS	Min	FG FGA	Pct	3FG FGA	Pct	FT FTA	Pct	Off	Def	Tot	Avg	PF	FO	A	TO	Blk	Stl	Pts	Avg	
West Alabama	11/11	1		0 0	.000	0 0	.000	1 2	.500	0	0	0	0.0	0	0	0	0	0	2	1	1.0	
vs. Oregon State	11/15	DNP																				
vs. Villanova	11/16	1		1 1	1.000	0 0	.000	0 1	.000	0	0	0	0.0	0	0	0	0	0	1	2	1.5	
Charleston Southern	11/23	DNP																				
Lamar	11/27	2		0 0	.000	0 0	.000	0 0	.000	0	0	0	0.0	0	0	0	0	0	0	0	1.0	
at Cincinnati	12/1	DNP																				
Dayton	12/5	DNP																				
at VCU	12/15	DNP																				
at Texas Tech	12/19	DNP																				
Mercer	12/22	DNP																				
Tulane	12/30	DNP																				
Oakland	1/5	1		0 0	.000	0 0	.000	1 2	.500	0	0	0	0.0	0	0	0	0	0	0	1	1.0	
at Missouri	1/8	DNP																				
Tennessee	1/12	DNP																				
at Mississippi State	1/16	1		0 1	.000	0 1	.000	0 0	.000	0	0	0	0.0	0	0	0	0	0	0	0	0.8	
Texas A&M	1/19	DNP																				
Kentucky	1/22	DNP																				
at Tennessee	1/26	DNP																				
Arkansas	1/31	DNP																				

MISCELLANEOUS STATS

Category	2012-13	Career
Double-digit scoring		
20+ point games		
Double-digit rebounding		
Double-doubles		
Led UA in scoring		
Led UA in rebounding		
Led UA in three-pointers		
Led UA in assists		
Led UA in steals		
Led UA in blocks		
5+ assist games		
3+ three-pointers		
3+ steal games		
3+ block games		

WILSON'S CAREER STATS

Year	GP	GS	Min	Avg	FG	FGA	Pct	3FG	3FGA	Pct	FT	FTA	Pct	Off	Def	Tot	Avg	PF	FO	Ast	TO	Blk	Stl	Pts	Avg
2012-13	5	0	6	1.2	1	2	.500	0	1	.000	2	5	.400	0	0	0	0.0	0	0	0	0	0	3	4	0.8
TOTAL	5	0	6	1.2	1	2	.500	0	1	.000	2	5	.400	0	0	0	0.0	0	0	0	0	0	3	4	0.8

WILSON'S CAREER SEC STATS

Year	GP	GS	Min	Avg	FG	FGA	Pct	3FG	3FGA	Pct	FT	FTA	Pct	Off	Def	Tot	Avg	PF	FO	Ast	TO	Blk	Stl	Pts	Avg
2012-13	1	0	1	1.0	0	1	.000	0	1	.000	0	0	.000	0	0	0	0.0	0	0	0	0	0	0	0	0.0
TOTAL	1	0	1	1.0	0	1	.000	0	1	.000	0	0	.000	0	0	0	0.0	0	0	0	0	0	0	0	0.0



2012-13 Alabama Basketball
Alabama Combined Team Statistics (as of Jan 31, 2013)
All games

RECORD: OVERALL HOME AWAY NEUTRAL
ALL GAMES 13-7 9-3 2-4 2-0
CONFERENCE 5-2 4-0 1-2 0-0
NON-CONFERENCE 8-5 5-3 1-2 2-0

Table with columns: #, Player, gp-gs, min, avg, fg-fga, fg%, 3fg-fga, 3fg%, ft-fga, ft%, off, def, tot, avg, pf, dq, a, to, blk, stl, pts, avg. Includes player stats for Releford, Lacey, Cooper, Randolph, Jacobs, Pollard, Steele, Engstrom, Obasohan, Gueye, Slaughter, Wilson, Blackledge, Goode, and Team totals.

TEAM STATISTICS UA OPP Date Opponent Score Att.
SCORING 1284 1170 11/9/12 SOUTH DAKOTA STATE w 70-67 11669
Points per game 64.2 58.5 11/11/12 WEST ALABAMA w 80-49 10443
Scoring margin +5.7 - 11/15/12 vs Oregon State w 65-62 6149
FIELD GOALS-ATT 462-1036 425-1047 11/16/12 vs Villanova w 77-55 6177
Field goal pct .446 .406 11/23/12 CHARLESTON SOUTHERN w 59-46 12425
3 POINT FG-ATT 112-316 98-319 11/27/12 LAMAR w 75-47 10436
3-point FG pct .354 .307 12/01/12 at Cincinnati L 56-58 10155
3-pt FG made per game 5.6 4.9 12/5/12 DAYTON L 76-81 11460
FREE THROWS-ATT 248-358 222-319 12/15/12 at VCU L 54-73 7693
Free throw pct .693 .696 12/19/12 at Texas Tech w 66-62 7172
F-Throws made per game 12.4 11.1 12/22/12 MERCER L 59-66 10243
REBOUNDS 638 660 12/30/12 TULANE L 50-53 12445
Rebounds per game 31.9 33.0 1/5/13 OAKLAND w 65-45 10081
Rebounding margin -1.1 - * 1/8/13 at Missouri L 68-84 13895
ASSISTS 232 199 * 1/12/13 TENNESSEE w 68-65 12093
Assists per game 11.6 10.0 * 1/16/13 at Mississippi State w 75-43 7182
TURNOVERS 257 297 * 1/19/13 TEXAS A&M w 50-49 13741
Turnovers per game 12.9 14.9 * 1/22/13 KENTUCKY w 59-55 15383
Turnover margin +2.0 - * 1/26/13 at Tennessee L 53-54 18791
Assist/turnover ratio 0.9 0.7 * 1/31/13 ARKANSAS w 59-56 11132
STEALS 173 109
Steals per game 8.7 5.5 * = Conference game
BLOCKS 99 76
Blocks per game 5.0 3.8
ATTENDANCE 141551 77214
Home games-Avg/Game 12-11796 6-10815
Neutral site-Avg/Game - 2-6163

Score by Periods 1st 2nd Totals
Alabama 585 699 1284
Opponents 553 617 1170



**2012-13 Alabama Basketball
Alabama Combined Team Statistics (as of Jan 31, 2013)
Conference games**

RECORD:	OVERALL	HOME	AWAY	NEUTRAL
ALL GAMES	5-2	4-0	1-2	0-0
CONFERENCE	5-2	4-0	1-2	0-0
NON-CONFERENCE	0-0	0-0	0-0	0-0

#	Player	gp-gs	min	Total		3-Point		F-Throw		Rebounds				pf	dq	a	to	blk	stl	pts	avg			
				fg-fga	fg%	3fg-fga	3fg%	ft-fta	ft%	off	def	tot	avg											
12	Releford, Trevor	6-5	202	33.7	33-61	.541	9-18	.500	24-27	.889	2	9	11	1.8	10	0	13	11	0	11	99	16.5		
05	Lacey, Trevor	7-7	228	32.6	28-76	.368	13-32	.406	12-18	.667	3	26	29	4.1	8	0	24	17	3	11	81	11.6		
15	Jacobs, Nick	7-2	156	22.3	28-46	.609	0-0	.000	5-13	.385	10	19	29	4.1	8	0	1	9	3	7	61	8.7		
20	Randolph, Levi	7-6	203	29.0	19-41	.463	5-14	.357	14-16	.875	11	20	31	4.4	14	0	15	8	4	11	57	8.1		
21	Cooper, Rodney	7-7	190	27.1	22-59	.373	8-20	.400	3-7	.429	10	13	23	3.3	15	0	6	9	1	4	55	7.9		
24	Pollard, Devonta	7-1	133	19.0	11-28	.393	0-1	.000	10-16	.625	8	13	21	3.0	11	0	5	7	4	6	32	4.6		
22	Steele, Andrew	7-2	139	19.9	10-29	.345	1-6	.167	9-11	.818	1	9	10	1.4	13	0	8	11	0	12	30	4.3		
14	Gueye, Moussa	7-5	118	16.9	5-13	.385	0-0	.000	3-7	.429	10	20	30	4.3	21	1	1	8	20	1	13	1.9		
32	Obasohan, Retin	3-0	24	8.0	1-2	.500	0-1	.000	2-2	1.000	0	1	1	0.3	1	0	2	1	0	2	4	1.3		
33	Wilson, Isiah	1-0	1	1.0	0-1	.000	0-1	.000	0-0	.000	0	0	0	0.0	0	0	0	0	0	0	0	0.0		
25	Blackledge, Keon	1-0	2	2.0	0-0	.000	0-0	.000	0-0	.000	0	0	0	0.0	0	0	0	0	0	0	0	0.0		
35	Slaughter, Dakota	1-0	2	2.0	0-0	.000	0-0	.000	0-0	.000	1	1	2	2.0	0	0	0	1	1	0	0	0.0		
13	Goode, Julian	1-0	2	2.0	0-0	.000	0-0	.000	0-0	.000	0	0	0	0.0	0	0	0	0	0	0	0	0.0		
Team											12	10	22											
Total.....		7	1400	157-356		.441	36-93	.387	82-117	.701	68	141	209	29.9	101	1	75	86	36	65	432	61.7		
Opponents.....		7	1400	156-356		.438	31-97	.320	63-97	.649	76	151	227	32.4	113	-	63	101	37	34	406	58.0		

TEAM STATISTICS	UA	OPP	Date	Opponent	Score	Att.
SCORING	432	406	* 1/8/13	at Missouri	L 68-84	13895
Points per game	61.7	58.0	* 1/12/13	TENNESSEE	w 68-65	12093
Scoring margin	+3.7	-	* 1/16/13	at Mississippi State	w 75-43	7182
FIELD GOALS-ATT	157-356	156-356	* 1/19/13	TEXAS A&M	w 50-49	13741
Field goal pct	.441	.438	* 1/22/13	KENTUCKY	w 59-55	15383
3 POINT FG-ATT	36-93	31-97	* 1/26/13	at Tennessee	L 53-54	18791
3-point FG pct	.387	.320	* 1/31/13	ARKANSAS	w 59-56	11132
3-pt FG made per game	5.1	4.4	* = Conference game			
FREE THROWS-ATT	82-117	63-97				
Free throw pct	.701	.649				
F-Throws made per game	11.7	9.0				
REBOUNDS	209	227				
Rebounds per game	29.9	32.4				
Rebounding margin	-2.6	-				
ASSISTS	75	63				
Assists per game	10.7	9.0				
TURNOVERS	86	101				
Turnovers per game	12.3	14.4				
Turnover margin	+2.1	-				
Assist/turnover ratio	0.9	0.6				
STEALS	65	34				
Steals per game	9.3	4.9				
BLOCKS	36	37				
Blocks per game	5.1	5.3				
ATTENDANCE	52349	39868				
Home games-Avg/Game	4-13087	3-13289				
Neutral site-Avg/Game	-	0-0				

Score by Periods	1st	2nd	Totals
Alabama	184	248	432
Opponents	191	215	406



2012-13 Alabama Basketball
Alabama Season Schedule/Results & Leaders (as of Jan 31, 2013)
All games

RECORD:	OVERALL	HOME	AWAY	NEUTRAL
ALL GAMES	13-7	9-3	2-4	2-0
CONFERENCE	5-2	4-0	1-2	0-0
NON-CONFERENCE	8-5	5-3	1-2	2-0

Date	Opponent	Score	Att.	High Points	High Rebounds
11/9/12	SOUTH DAKOTA STATE	W 70-67	11669	(18)Releford, Trevor	(6)Randolph, Levi
11/11/12	WEST ALABAMA	W 80-49	10443	(23)Lacey, Trevor	(7)Cooper, Rodney
11/15/12	vs Oregon State	W 65-62	6149	(20)Lacey, Trevor	(4)Jacobs, Nick (4)Pollard, Devonta (4)Gueye, Moussa
11/16/12	vs Villanova	W 77-55	6177	(25)Releford, Trevor	(5)Jacobs, Nick (5)Randolph, Levi
11/23/12	CHARLESTON SOUTHERN	W 59-46	12425	(22)Releford, Trevor	(8)Engstrom, Carl
11/27/12	LAMAR	W 75-47	10436	(17)Cooper, Rodney	(9)Gueye, Moussa
12/01/12	at Cincinnati	56-58 L	10155	(16)Lacey, Trevor	(7)Lacey, Trevor
12/5/12	DAYTON	76-81 L	11460	(16)Lacey, Trevor	(7)Cooper, Rodney
12/15/12	at VCU	54-73 L	7693	(13)Pollard, Devonta	(8)Pollard, Devonta
12/19/12	at Texas Tech	W 66-62	7172	(21)Lacey, Trevor	(7)Gueye, Moussa
12/22/12	MERCER	59-66 L	10243	(19)Releford, Trevor	(7)Cooper, Rodney
12/30/12	TULANE	50-53 L	12445	(12)Lacey, Trevor (12)Jacobs, Nick	(6)Gueye, Moussa (6)Lacey, Trevor
1/5/13	OAKLAND	W 65-45	10081	(18)Releford, Trevor	(9)Gueye, Moussa
1/8/13	*at Missouri	68-84 L	13895	(26)Releford, Trevor	(7)Cooper, Rodney
1/12/13	*TENNESSEE	W 68-65	12093	(15)Releford, Trevor (15)Lacey, Trevor	(6)Randolph, Levi
1/16/13	*at Mississippi State	W 75-43	7182	(18)Randolph, Levi	(11)Jacobs, Nick
1/19/13	*TEXAS A&M	W 50-49	13741	(15)Releford, Trevor	(6)Lacey, Trevor
1/22/13	*KENTUCKY	W 59-55	15383	(14)Jacobs, Nick	(6)Cooper, Rodney
1/26/13	*at Tennessee	53-54 L	18791	(18)Releford, Trevor	(4)Cooper, Rodney (4)Lacey, Trevor
1/31/13	*ARKANSAS	W 59-56	11132	(14)Lacey, Trevor	(7)Pollard, Devonta (7)Gueye, Moussa

* = Conference game

Attendance Summary	Games	Attend	Avg/Game
Home	12	141551	11796
Away	6	64888	10815
Neutral	2	12326	6163
Total	20	218765	10938



**2012-13 Alabama Basketball
Alabama Overall Team Statistics (as of Jan 31, 2013)
All games**

TEAM STATISTICS	UA	OPP
SCORING	1284	1170
Points per game	64.2	58.5
Scoring margin	+5.7	-
FIELD GOALS-ATT	462-1036	425-1047
Field goal pct	.446	.406
3 POINT FG-ATT	112-316	98-319
3-point FG pct	.354	.307
3-pt FG made per game	5.6	4.9
FREE THROWS-ATT	248-358	222-319
Free throw pct	.693	.696
F-Throws made per game	12.4	11.1
REBOUNDS	638	660
Rebounds per game	31.9	33.0
Rebounding margin	-1.1	-
ASSISTS	232	199
Assists per game	11.6	10.0
TURNOVERS	257	297
Turnovers per game	12.9	14.9
Turnover margin	+2.0	-
Assist/turnover ratio	0.9	0.7
STEALS	173	109
Steals per game	8.7	5.5
BLOCKS	99	76
Blocks per game	5.0	3.8
WINNING STREAK	1	-
Home win streak	5	-
ATTENDANCE	141551	77214
Home games-Avg/Game	12-11796	6-10815
Neutral site-Avg/Game	-	2-6163

Score by Periods	1st	2nd	Totals
Alabama	585	699	1284
Opponents	553	617	1170



2012-13 Alabama Basketball
Alabama Points-Rebounds-Assists (as of Jan 31, 2013)
All games

Opponent	Date	Score		04	05	12	13	14	15	20
				ENGSTROM,C	LACEY,TREV	RELEFORD,T	GOODE,JULI	GUEYE,MOUS	JACOBS,NIC	RANDOLPH,L
SOUTH DAKOTA STATE	11/9/12	70-67	w	2-3-1	15-3-3	18-3-2	DNP	0-2-0	2-2-0	5-6-2
WEST ALABAMA	11/11/12	80-49	w	4-1-0	23-3-4	14-2-3	0-0-0	0-3-0	2-1-0	7-5-2
vs Oregon State	11/15/12	65-62	w	4-3-0	20-0-4	14-1-5	DNP	0-4-0	6-4-0	3-0-2
vs Villanova	11/16/12	77-55	w	3-1-0	7-4-4	25-3-1	0-0-0	1-2-0	4-5-0	7-5-4
CHARLESTON SOUTHERN	11/23/12	59-46	w	6-8-0	9-5-6	22-0-6	DNP	1-1-0	2-1-0	10-3-1
LAMAR	11/27/12	75-47	w	4-3-0	7-4-3	DNP	0-1-0	2-9-0	6-2-0	10-5-3
at Cincinnati	12/01/12	56-58	L	0-0-0	16-7-3	12-4-2	DNP	3-6-0	6-5-0	4-5-0
DAYTON	12/5/12	76-81	L	DNP	16-3-5	13-2-3	DNP	4-4-0	6-2-0	15-3-0
at VCU	12/15/12	54-73	L	DNP	8-3-2	9-2-1	DNP	2-2-0	0-0-0	10-0-1
at Texas Tech	12/19/12	66-62	w	DNP	21-6-1	17-6-3	DNP	0-7-0	8-1-0	7-3-2
MERCER	12/22/12	59-66	L	DNP	5-4-3	19-5-1	DNP	0-2-0	5-5-0	5-4-2
TULANE	12/30/12	50-53	L	DNP	12-6-2	6-2-2	DNP	0-6-0	12-3-0	6-3-2
OAKLAND	1/5/13	65-45	w	DNP	4-4-7	18-1-4	0-0-0	4-9-0	6-7-0	15-3-2
at Missouri	1/8/13	68-84	L	DNP	9-2-1	26-1-3	DNP	0-5-0	3-3-0	5-5-2
TENNESSEE	1/12/13	68-65	w	DNP	15-4-2	15-0-1	DNP	0-5-1	6-3-0	12-6-3
at Mississippi State	1/16/13	75-43	w	DNP	11-3-6	DNP	0-0-0	0-3-0	16-11-1	18-8-2
TEXAS A&M	1/19/13	50-49	w	DNP	14-6-5	15-3-2	DNP	0-3-0	8-4-0	2-4-2
KENTUCKY	1/22/13	59-55	w	DNP	7-4-4	13-3-2	DNP	4-5-0	14-5-0	11-4-2
at Tennessee	1/26/13	53-54	L	DNP	11-4-4	18-1-4	DNP	6-2-0	4-2-0	0-0-1
ARKANSAS	1/31/13	59-56	w	DNP	14-6-2	12-3-1	DNP	3-7-0	10-1-0	9-4-3

Opponent	Date	Score		21	22	24	25	32	33	35
				COOPER,ROD	STEELE,AND	POLLARD,DE	BLACKLEDGE	OBASOHAN,R	WILSON,ISI	SLAUGHTER,
SOUTH DAKOTA STATE	11/9/12	70-67	w	17-3-2	11-5-4	0-0-0	DNP	DNP	DNP	DNP
WEST ALABAMA	11/11/12	80-49	w	16-7-1	4-3-0	9-4-3	DNP	0-2-2	1-0-0	0-2-0
vs Oregon State	11/15/12	65-62	w	12-2-2	4-3-2	2-4-1	DNP	0-0-0	DNP	0-0-0
vs Villanova	11/16/12	77-55	w	17-4-0	2-3-3	2-3-1	0-0-0	7-1-0	2-0-0	0-0-0
CHARLESTON SOUTHERN	11/23/12	59-46	w	DNP	0-2-2	9-7-1	DNP	0-3-1	DNP	0-1-0
LAMAR	11/27/12	75-47	w	17-8-3	DNP	6-4-1	0-1-1	13-2-2	0-0-0	10-1-0
at Cincinnati	12/01/12	56-58	L	8-2-2	DNP	7-2-0	DNP	0-0-1	DNP	DNP
DAYTON	12/5/12	76-81	L	12-7-0	DNP	8-3-0	DNP	2-2-2	DNP	DNP
at VCU	12/15/12	54-73	L	9-5-0	DNP	13-8-1	DNP	1-1-1	DNP	2-0-2
at Texas Tech	12/19/12	66-62	w	2-1-0	DNP	8-6-3	DNP	3-0-0	DNP	0-2-0
MERCER	12/22/12	59-66	L	17-7-2	DNP	5-3-1	DNP	3-1-0	DNP	DNP
TULANE	12/30/12	50-53	L	9-4-1	DNP	3-1-1	DNP	2-0-0	DNP	DNP
OAKLAND	1/5/13	65-45	w	11-4-1	2-4-2	2-2-0	0-0-0	2-2-1	1-0-0	0-0-0
at Missouri	1/8/13	68-84	L	11-7-0	4-0-1	10-2-1	DNP	0-0-0	DNP	DNP
TENNESSEE	1/12/13	68-65	w	6-1-3	11-0-1	3-3-1	DNP	DNP	DNP	DNP
at Mississippi State	1/16/13	75-43	w	17-4-1	2-2-2	7-1-0	0-0-0	4-0-0	0-0-0	0-2-0
TEXAS A&M	1/19/13	50-49	w	5-0-0	3-1-0	3-3-2	DNP	DNP	DNP	DNP
KENTUCKY	1/22/13	59-55	w	6-6-1	4-2-0	0-2-0	DNP	DNP	DNP	DNP
at Tennessee	1/26/13	53-54	L	10-4-1	2-1-3	2-3-1	DNP	DNP	DNP	DNP
ARKANSAS	1/31/13	59-56	w	0-1-0	4-4-1	7-7-0	DNP	0-1-2	DNP	DNP



**2012-13 Alabama Basketball
Alabama Team High/Low Analysis (as of Jan 31, 2013)
All games**

Alabama - TEAM GAME HIGHS

POINTS	80	WEST ALABAMA (11/11/12)
	77	vs Villanova (11/16/12)
	76	DAYTON (12/5/12)
	75	at Mississippi State (1/16/13)
	75	LAMAR (11/27/12)
FIELD GOALS MADE	31	at Mississippi State (1/16/13)
	30	LAMAR (11/27/12)
FIELD GOAL ATTEMPTS	64	LAMAR (11/27/12)
	59	WEST ALABAMA (11/11/12)
FIELD GOAL PERCENTAGE	.568 (25-44)	vs Villanova (11/16/12)
	.534 (31-58)	at Mississippi State (1/16/13)
3 PT FIELD GOALS MADE	9	vs Villanova (11/16/12)
	9	WEST ALABAMA (11/11/12)
3 PT FG ATTEMPTS	25	DAYTON (12/5/12)
	21	CHARLESTON SOUTHERN (11/23/12)
	21	vs Oregon State (11/15/12)
	21	SOUTH DAKOTA STATE (11/9/12)
3 PT FG PERCENTAGE	.615 (8-13)	at Mississippi State (1/16/13)
	.600 (9-15)	vs Villanova (11/16/12)
FREE THROWS MADE	29	DAYTON (12/5/12)
	19	at VCU (12/15/12)
FREE THROW ATTEMPTS	32	DAYTON (12/5/12)
	31	vs Villanova (11/16/12)
FREE THROW PERCENTAGE	1.000 (14-14)	SOUTH DAKOTA STATE (11/9/12)
	.906 (29-32)	DAYTON (12/5/12)
REBOUNDS	40	LAMAR (11/27/12)
	38	ARKANSAS (1/31/13)
	38	OAKLAND (1/5/13)
	38	WEST ALABAMA (11/11/12)
ASSISTS	17	OAKLAND (1/5/13)
	17	CHARLESTON SOUTHERN (11/23/12)
STEALS	13	WEST ALABAMA (11/11/12)
	12	at Mississippi State (1/16/13)
BLOCKED SHOTS	12	LAMAR (11/27/12)
	9	KENTUCKY (1/22/13)
TURNOVERS	21	ARKANSAS (1/31/13)
	20	at Texas Tech (12/19/12)
FOULS	25	vs Villanova (11/16/12)
	22	at Texas Tech (12/19/12)
	22	at VCU (12/15/12)
	22	DAYTON (12/5/12)





**2012-13 Alabama Basketball
Alabama High/Low Analysis (as of Jan 31, 2013)
All games**

Alabama - GAME LOWS

POINTS	50	TULANE (12/30/12)
	50	TEXAS A&M (1/19/13)
	53	at Tennessee (1/26/13)
	54	at VCU (12/15/12)
	56	at Cincinnati (12/01/12)
FIELD GOALS MADE	16	at VCU (12/15/12)
	18	TEXAS A&M (1/19/13)
FIELD GOAL ATTEMPTS	41	at VCU (12/15/12)
	41	TEXAS A&M (1/19/13)
FIELD GOAL PERCENTAGE	.368 (21-57)	KENTUCKY (1/22/13)
	.370 (20-54)	DAYTON (12/5/12)
3 PT FIELD GOALS MADE	2	KENTUCKY (1/22/13)
	3	at VCU (12/15/12)
	3	TULANE (12/30/12)
	3	ARKANSAS (1/31/13)
3 PT FG ATTEMPTS	11	at Cincinnati (12/01/12)
	11	at VCU (12/15/12)
	11	TEXAS A&M (1/19/13)
	11	ARKANSAS (1/31/13)
3 PT FG PERCENTAGE	.154 (2-13)	KENTUCKY (1/22/13)
	.200 (3-15)	TULANE (12/30/12)
FREE THROWS MADE	2	at Cincinnati (12/01/12)
	5	CHARLESTON SOUTHERN (11/23/12)
	5	at Mississippi State (1/16/13)
	5	at Tennessee (1/26/13)
FREE THROW ATTEMPTS	3	at Cincinnati (12/01/12)
	8	at Mississippi State (1/16/13)
FREE THROW PERCENTAGE	.455 (5-11)	at Tennessee (1/26/13)
	.529 (9-17)	OAKLAND (1/5/13)
REBOUNDS	22	at Tennessee (1/26/13)
	24	vs Oregon State (11/15/12)
ASSISTS	8	at Cincinnati (12/01/12)
	8	at VCU (12/15/12)
	8	TULANE (12/30/12)
	8	at Missouri (1/8/13)
STEALS	5	at Cincinnati (12/01/12)
	6	TULANE (12/30/12)
	6	at Missouri (1/8/13)
BLOCKED SHOTS	1	vs Oregon State (11/15/12)
	1	at VCU (12/15/12)
TURNOVERS	6	KENTUCKY (1/22/13)
	7	TENNESSEE (1/12/13)
FOULS	11	LAMAR (11/27/12)
	11	ARKANSAS (1/31/13)



**2012-13 Alabama Basketball
Alabama High/Low Analysis (as of Jan 31, 2013)
All games**

Opponent - GAME HIGHS

POINTS	84		at Missouri (1/8/13)
	81		DAYTON (12/5/12)
	73		at VCU (12/15/12)
	67		SOUTH DAKOTA STATE (11/9/12)
	66		MERCER (12/22/12)
FIELD GOALS MADE	30		at Missouri (1/8/13)
	26		TENNESSEE (1/12/13)
	26		DAYTON (12/5/12)
FIELD GOAL ATTEMPTS	59		OAKLAND (1/5/13)
	59		at Cincinnati (12/01/12)
FIELD GOAL PERCENTAGE	.566	(30-53)	at Missouri (1/8/13)
	.500	(25-50)	SOUTH DAKOTA STATE (11/9/12)
3 PT FIELD GOALS MADE	9		at Missouri (1/8/13)
	9		at VCU (12/15/12)
3 PT FG ATTEMPTS	25		at VCU (12/15/12)
	22		MERCER (12/22/12)
3 PT FG PERCENTAGE	.600	(9-15)	at Missouri (1/8/13)
	.556	(5-9)	KENTUCKY (1/22/13)
FREE THROWS MADE	21		DAYTON (12/5/12)
	20		vs Villanova (11/16/12)
FREE THROW ATTEMPTS	27		DAYTON (12/5/12)
	26		vs Villanova (11/16/12)
FREE THROW PERCENTAGE	.786	(11-14)	ARKANSAS (1/31/13)
	.778	(21-27)	DAYTON (12/5/12)
	.778	(14-18)	MERCER (12/22/12)
REBOUNDS	44		KENTUCKY (1/22/13)
	41		WEST ALABAMA (11/11/12)
ASSISTS	18		at Missouri (1/8/13)
	16		MERCER (12/22/12)
	16		at VCU (12/15/12)
STEALS	11		at VCU (12/15/12)
	9		at Cincinnati (12/01/12)
BLOCKED SHOTS	10		KENTUCKY (1/22/13)
	8		at Cincinnati (12/01/12)
TURNOVERS	25		WEST ALABAMA (11/11/12)
	21		at Mississippi State (1/16/13)
FOULS	25		vs Villanova (11/16/12)
	23		ARKANSAS (1/31/13)
	23		DAYTON (12/5/12)





**2012-13 Alabama Basketball
Alabama High/Low Analysis (as of Jan 31, 2013)
All games**

Opponent - GAME LOWS

POINTS	43		at Mississippi State (1/16/13)
	45		OAKLAND (1/5/13)
	46		CHARLESTON SOUTHERN (11/23/12)
	47		LAMAR (11/27/12)
	49		WEST ALABAMA (11/11/12)
	49		TEXAS A&M (1/19/13)
FIELD GOALS MADE	15		vs Villanova (11/16/12)
	16		OAKLAND (1/5/13)
	16		at Mississippi State (1/16/13)
FIELD GOAL ATTEMPTS	42		TEXAS A&M (1/19/13)
	45		at Mississippi State (1/16/13)
FIELD GOAL PERCENTAGE	.271	(16-59)	OAKLAND (1/5/13)
	.319	(15-47)	vs Villanova (11/16/12)
3 PT FIELD GOALS MADE	1		LAMAR (11/27/12)
	2		at Cincinnati (12/01/12)
	2		OAKLAND (1/5/13)
	2		TEXAS A&M (1/19/13)
	2		at Tennessee (1/26/13)
3 PT FG ATTEMPTS	7		LAMAR (11/27/12)
	9		KENTUCKY (1/22/13)
3 PT FG PERCENTAGE	.143	(1-7)	LAMAR (11/27/12)
	.158	(3-19)	ARKANSAS (1/31/13)
FREE THROWS MADE	4		LAMAR (11/27/12)
	5		CHARLESTON SOUTHERN (11/23/12)
FREE THROW ATTEMPTS	7		LAMAR (11/27/12)
	8		CHARLESTON SOUTHERN (11/23/12)
	8		at Mississippi State (1/16/13)
FREE THROW PERCENTAGE	.500	(8-16)	TENNESSEE (1/12/13)
	.545	(6-11)	KENTUCKY (1/22/13)
REBOUNDS	23		at Mississippi State (1/16/13)
	27		SOUTH DAKOTA STATE (11/9/12)
	27		vs Villanova (11/16/12)
	27		at Missouri (1/8/13)
	27		TEXAS A&M (1/19/13)
ASSISTS	6		vs Villanova (11/16/12)
	6		LAMAR (11/27/12)
	6		at Mississippi State (1/16/13)
	6		TEXAS A&M (1/19/13)
STEALS	2		DAYTON (12/5/12)
	2		TENNESSEE (1/12/13)
BLOCKED SHOTS	1		vs Oregon State (11/15/12)
	1		vs Villanova (11/16/12)
	1		CHARLESTON SOUTHERN (11/23/12)
	1		OAKLAND (1/5/13)
TURNOVERS	10		at Missouri (1/8/13)
	11		at Cincinnati (12/01/12)
	11		at VCU (12/15/12)
	11		MERCER (12/22/12)
	11		at Tennessee (1/26/13)
FOULS	8		at Mississippi State (1/16/13)
	9		TULANE (12/30/12)

MEN'S BASKETBALL

Official Basketball Box Score -- Game Totals -- Final Statistics South Dakota State vs Alabama 11/9/12 8:05 p.m. at Tuscaloosa, Ala. (Coleman Coliseum)

South Dakota State 67 • 0-1

#	Player	Total		3-Ptr		Rebounds			PF	TP	A	TO	Bik	Stl	Min
		FG-FGA	FT-FTA	FG-FGA	FT-FTA	Off	Def	Tot							
34	FIEGEN, Tony	f	3-5	0-0	0-0	0	3	3	2	6	0	1	0	0	35
42	DYKSTRA, Jordan	f	7-12	2-4	0-0	5	4	9	2	16	0	4	1	0	36
03	WOLTERS, Nate	g	10-15	5-6	5-5	0	3	3	1	30	3	2	0	3	40
12	CARLSON, Brayden	g	3-7	1-4	0-1	0	1	1	4	7	3	1	0	0	32
25	WHITE, Chad	g	0-5	0-5	0-0	0	2	2	2	0	1	1	1	0	34
05	PRINCE, Taevaunn	g	2-6	0-2	2-2	1	2	3	2	6	1	4	0	0	18
32	HEEMSTRA, Marcus	g	0-0	0-0	2-2	0	0	0	1	2	0	0	0	0	5
Team			2		4		6								
Totals			25-50	8-21	9-12	8	19	27	14	67	8	13	2	3	200

FG % 1st Half:	12-25	48.0%	2nd half:	13-25	52.0%	Game:	25-50	50.0%	Deadball Rebounds:	1
3FG % 1st Half:	3-9	33.3%	2nd half:	5-12	41.7%	Game:	8-21	38.1%		
FT % 1st Half:	2-5	40.0%	2nd half:	7-7	100.0	Game:	9-12	75.0%		

Alabama 70 • 1-0

#	Player	Total		3-Ptr		Rebounds			PF	TP	A	TO	Bik	Stl	Min
		FG-FGA	FT-FTA	FG-FGA	FT-FTA	Off	Def	Tot							
24	Pollard, Devonta	f	0-0	0-1	0-0	0	0	0	0	0	1	2	0	0	14
14	Gueye, Moussa	c	0-0	0-0	0-0	1	1	2	2	0	0	1	0	0	12
05	Lacey, Trevor	g	5-8	2-5	3-3	0	3	3	2	15	3	1	0	0	31
20	Randolph, Levi	g	2-2	1-1	0-0	4	2	6	2	5	2	1	0	0	32
21	Cooper, Rodney	g	6-12	2-7	3-3	1	2	3	2	17	2	2	0	2	24
04	Engstrom, Carl	g	1-1	0-0	0-0	2	1	3	1	2	1	0	0	1	16
12	Releford, Trevor	g	6-13	0-3	6-6	0	3	3	1	18	2	1	1	3	29
15	Jacobs, Nick	g	1-2	0-0	0-0	0	2	2	4	2	0	1	1	0	12
22	Steele, Andrew	g	4-10	1-4	2-2	0	5	5	2	11	4	4	0	2	30
Team			0		0		0								
Totals			25-52	6-21	14-14	8	19	27	16	70	14	12	4	8	200

FG % 1st Half:	9-25	36.0%	2nd half:	16-27	59.3%	Game:	25-52	48.1%	Deadball Rebounds:	0
3FG % 1st Half:	3-12	25.0%	2nd half:	3-9	33.3%	Game:	6-21	28.6%		
FT % 1st Half:	6-6	100.0	2nd half:	8-8	100.0	Game:	14-14	100.0		

Officials: Dan Anderson, Doug Hopper, Doug Grant
 Technical fouls: South Dakota State-None. Alabama-None.
 Attendance: 11669
 Tuscaloosa Regional of 2K Sports Classic Benefiting Wounded Warrior Project
 Game One

Score by periods	1st	2nd	Total
South Dakota State	29	38	67
Alabama	27	43	70

Last FG - SDSU 2nd-00:34, ALABAMA 2nd-00:00.
 Largest lead - SDSU by 13 1st-04:14, ALABAMA by 7 2nd-05:01.

Score tied - 3 times.
 Lead changed - 3 times.

Official Basketball Box Score -- Game Totals -- Final Statistics West Alabama vs Alabama 11/11/12 4 p.m. at Tuscaloosa, Ala. (Coleman Coliseum)

West Alabama 49 • 0-1

#	Player	Total		3-Ptr		Rebounds			PF	TP	A	TO	Bik	Stl	Min
		FG-FGA	FT-FTA	FG-FGA	FT-FTA	Off	Def	Tot							
03	Aaron Cobb	f	1-5	1-3	0-0	2	0	2	0	3	1	3	1	0	15
20	Joushua Millispaw	f	2-4	0-1	0-2	1	6	7	2	4	0	1	0	1	26
32	Kyle Belcher	c	1-2	0-0	0-0	1	2	3	1	2	0	2	1	0	16
01	Desmond Raymond	g	1-2	0-1	0-0	0	0	0	3	2	1	2	0	1	16
13	Steven Samuels	g	3-10	1-7	1-3	0	4	4	2	8	1	7	0	1	26
00	Kervensu Calixte	g	0-3	0-1	0-0	0	0	0	0	0	0	1	0	0	12
02	DeMarco Spears	g	1-3	1-2	0-0	0	2	2	2	3	2	2	0	0	11
10	Sandy Underwood	g	2-7	1-4	4-4	0	1	1	3	9	3	2	1	2	27
11	Jacob Acker	g	0-1	0-1	0-0	0	1	1	0	0	0	3	0	0	13
33	Mychal Bester	g	0-5	0-1	0-0	2	3	5	1	0	0	0	1	0	14
45	Jack Hill	g	7-14	0-0	4-5	7	6	13	5	18	1	1	0	0	24
Team			2		1		3								
Totals			18-56	4-21	9-14	15	26	41	19	49	9	25	4	5	200

FG % 1st Half:	9-26	34.6%	2nd half:	9-30	30.0%	Game:	18-56	32.1%	Deadball Rebounds:	3
3FG % 1st Half:	1-10	10.0%	2nd half:	3-11	27.3%	Game:	4-21	19.0%		
FT % 1st Half:	6-8	75.0%	2nd half:	3-6	50.0%	Game:	9-14	64.3%		

Alabama 80 • 2-0

#	Player	Total		3-Ptr		Rebounds			PF	TP	A	TO	Bik	Stl	Min
		FG-FGA	FT-FTA	FG-FGA	FT-FTA	Off	Def	Tot							
24	Pollard, Devonta	f	4-10	0-0	1-3	0	4	4	1	9	3	1	2	2	29
14	Gueye, Moussa	c	0-1	0-0	0-0	1	2	3	3	0	0	2	1	0	16
05	Lacey, Trevor	g	8-12	5-5	2-2	0	3	3	3	23	4	2	0	3	22
20	Randolph, Levi	g	3-6	1-2	0-2	3	2	5	1	7	2	1	0	2	25
21	Cooper, Rodney	g	6-14	2-7	2-5	4	3	7	3	16	1	1	0	1	29
04	Engstrom, Carl	g	1-2	0-0	2-2	0	1	1	1	4	0	3	1	0	13
12	Releford, Trevor	g	3-7	1-3	7-8	1	1	2	0	14	3	1	0	2	22
13	Goode, Julian	g	0-0	0-0	0-0	0	0	0	0	0	0	0	0	0	1
15	Jacobs, Nick	g	1-4	0-0	0-0	1	0	1	0	2	0	0	1	1	12
22	Steele, Andrew	g	1-1	0-0	2-3	0	3	3	1	4	0	1	0	0	15
32	Obasohan, Retin	g	0-0	0-0	0-1	1	1	2	5	0	2	2	0	0	11
33	Wilson, Isaiah	g	0-0	0-0	1-2	0	0	0	0	1	0	0	0	2	2
35	Slaughter, Dakota	g	0-2	0-2	0-0	0	2	2	0	0	0	0	0	0	3
Team			2		3		5								
Totals			27-59	9-19	17-28	13	25	38	18	80	15	14	5	13	200

FG % 1st Half:	12-26	46.2%	2nd half:	15-33	45.5%	Game:	27-59	45.8%	Deadball Rebounds:	4
3FG % 1st Half:	4-6	66.7%	2nd half:	5-13	38.5%	Game:	9-19	47.4%		
FT % 1st Half:	8-13	61.5%	2nd half:	9-15	60.0%	Game:	17-28	60.7%		

Officials: Bob Barker, Guy Pagano, Tom Courtney
 Technical fouls: West Alabama-None. Alabama-None.
 Attendance: 10443
 Tuscaloosa Regional of 2K Sports Classic Benefiting Wounded Warrior Project
 Game Two

Score by periods	1st	2nd	Total
West Alabama	25	24	49
Alabama	36	44	80

Last FG - UWA 2nd-00:46, ALABAMA 2nd-01:51.
 Largest lead - UWA None, ALABAMA by 35 2nd-01:51.

Score tied - 1 time.
 Lead changed - 0 times.

Official Basketball Box Score -- Game Totals -- Final Statistics Alabama vs OREGON STATE 11/15/12 7pm at Madison Square Garden, New York, NY

Alabama 65

#	Player	Total		3-Ptr		Rebounds			PF	TP	A	TO	Bik	Stl	Min
		FG-FGA	FT-FTA	FG-FGA	FT-FTA	Off	Def	Tot							
21	Cooper, Rodney	f	5-11	2-5	0-1	2	0	2	3	12	2	2	0	0	26
24	Pollard, Devonta	f	1-7	0-2	0-0	3	1	4	2	2	1	0	0	0	26
14	Gueye, Moussa	c	0-1	0-0	0-0	1	3	4	1	0	0	1	0	1	8
05	Lacey, Trevor	g	7-13	4-7	2-2	0	0	0	1	20	4	0	0	0	34
20	Randolph, Levi	g	1-2	1-2	0-0	0	0	0	3	2	1	0	0	0	19
04	Engstrom, Carl	g	2-2	0-0	0-0	0	3	3	5	4	0	1	1	0	13
12	Releford, Trevor	g	6-10	0-1	2-2	0	1	1	2	14	5	0	0	2	29
15	Jacobs, Nick	g	3-6	0-0	0-0	1	3	4	3	6	0	1	0	1	19
22	Steele, Andrew	g	1-5	0-3	2-5	0	3	3	0	4	2	1	0	1	23
32	Obasohan, Retin	g	0-1	0-1	0-0	0	0	0	1	0	0	1	0	0	2
35	Slaughter, Dakota	g	0-0	0-0	0-0	0	0	0	0	0	0	0	0	0	1
Team			1		2		3								
Totals			26-58	7-21	6-10	8	16	24	21	65	16	8	1	8	200

FG % 1st Half:	14-30	46.7%	2nd half:	12-28	42.9%	Game:	26-58	44.8%	Deadball Rebounds:	1
3FG % 1st Half:	2-10	20.0%	2nd half:	5-11	45.5%	Game:	7-21	33.3%		
FT % 1st Half:	5-6	83.3%	2nd half:	1-4	25.0%	Game:	6-10	60.0%		

OREGON STATE 62

#	Player	Total		3-Ptr		Rebounds			PF	TP	A	TO	Bik	Stl	Min
---	--------	-------	--	-------	--	----------	--	--	----	----	---	----	-----	-----	-----

Official Basketball Box Score -- Game Totals -- Final Statistics
Charleston Southern vs Alabama
11/23/12 7 pm at Tuscaloosa, Ala. (Coleman Coliseum)

Charleston Southern 46 • 1-4

#	Player	Total			3-Ptr			Rebounds			PF	TP	A	TO	Blk	Stl	Min
		FG-FGA	FG-FGA	FT-FTA	FG-FGA	FG-FGA	FT-FTA	Off	Def	Tot							
15	GOMBWER, Paul	f	3-4	2-3	2-4	2	5	7	2	10	0	3	0	0	26		
23	MUO, Mathiang	f	3-7	2-3	0-0	1	0	1	1	8	0	3	0	1	33		
35	FULLAH, Allie	f	0-1	0-0	0-0	1	2	3	1	0	0	2	0	0	15		
00	HARPER, Arlon	g	2-8	0-2	1-2	0	4	4	0	5	0	1	0	3	25		
05	NIMLEY, Saah	g	3-16	2-10	2-2	1	2	3	1	10	3	5	0	1	35		
02	BERNARD, Malcolm	g	3-5	1-1	0-0	1	1	2	4	7	3	1	0	1	13		
04	STRICKLAND, Sheldon	g	0-3	0-1	0-0	1	1	2	0	0	0	0	0	9			
10	SEXTON, Jeremy	g	1-4	0-1	0-0	1	1	2	2	2	1	1	0	0	19		
24	BOWEN, Cedrick	g	2-4	0-0	0-0	4	3	7	0	4	0	1	1	0	25		
Team						3			3								
Totals			17-52	7-21	5-8	15	22	37	11	46	7	17	1	6	200		

FG % 1st Half: 10-24 41.7% 2nd half: 7-28 25.0% Game: 17-52 32.7% Deadball Rebounds 1
 3FG % 1st Half: 6-11 54.5% 2nd half: 1-10 10.0% Game: 7-21 33.3%
 FT % 1st Half: 1-2 50.0% 2nd half: 4-6 66.7% Game: 5-8 62.5%

Alabama 59 • 5-0

#	Player	Total			3-Ptr			Rebounds			PF	TP	A	TO	Blk	Stl	Min
		FG-FGA	FG-FGA	FT-FTA	FG-FGA	FG-FGA	FT-FTA	Off	Def	Tot							
24	Pollard, Devonta	f	4-8	0-1	1-2	4	3	7	1	9	1	1	0	0	27		
04	Engstrom, Carl	c	3-5	0-0	0-0	3	5	8	1	6	0	1	2	2	22		
05	Lacey, Trevor	g	4-14	1-7	0-0	0	5	5	1	9	6	1	0	5	34		
12	Reloford, Trevor	g	7-15	5-8	3-3	0	0	0	3	22	6	3	0	2	34		
20	Randolph, Levi	g	4-8	2-4	0-0	0	3	3	1	10	1	1	0	1	32		
14	Gueye, Moussa	g	0-0	0-0	1-4	1	0	1	2	1	0	2	3	0	10		
15	Jacobs, Nick	g	1-2	0-0	0-0	1	0	1	2	2	0	1	0	0	8		
22	Steele, Andrew	g	0-1	0-0	0-0	1	1	2	1	0	2	0	0	0	14		
32	Obasohan, Retin	g	0-3	0-1	0-0	0	3	3	0	0	1	0	2	1	14		
35	Slaughter, Dakota	g	0-1	0-0	0-0	1	0	1	0	0	0	0	0	0	5		
Team						3			2			5					
Totals			23-57	8-21	5-9	14	22	36	12	59	17	11	7	11	200		

FG % 1st Half: 14-29 48.3% 2nd half: 9-28 32.1% Game: 23-57 40.4% Deadball Rebounds 2
 3FG % 1st Half: 5-13 38.5% 2nd half: 3-8 37.5% Game: 8-21 38.1%
 FT % 1st Half: 3-5 60.0% 2nd half: 2-4 50.0% Game: 5-9 55.6%

Officials: Mike Thibodeaux, Steven Anderson, Forrest Sigler
 Technical fouls: Charleston Southern-GOMBWER, Paul. Alabama-TEAM.
 Attendance: 12425

Score by periods	1st	2nd	Total	Points	Paint	In	Off	2nd	Fast	Bench
Charleston Southern	27	19	46	38	17	12	6	13	3	
Alabama	36	23	59	30	17	7	12	3		

Last FG - CSU 2nd-02:07, ALABAMA 2nd-00:26. Score tied - 1 time.
 Largest lead - CSU by 5 1st-08:55, ALABAMA by 13 2nd-00:26. Lead changed - 4 times.

Official Basketball Box Score -- Game Totals -- Final Statistics
Lamar vs Alabama
11/27/12 7 p.m. at Tuscaloosa, Ala. (Coleman Coliseum)

Lamar 47 • 1-6

#	Player	Total			3-Ptr			Rebounds			PF	TP	A	TO	Blk	Stl	Min
		FG-FGA	FG-FGA	FT-FTA	FG-FGA	FG-FGA	FT-FTA	Off	Def	Tot							
02	Acosta, Nikko	f	1-8	0-0	1-2	1	1	2	2	3	1	1	2	0	30		
35	Brown, Stan	f	6-10	0-0	2-3	4	5	9	1	14	1	1	0	3	33		
01	Blanks, Keilan	g	1-5	0-1	0-0	0	3	3	0	2	1	3	0	1	24		
03	Minton, Donnell	g	2-7	0-1	0-0	1	2	3	2	4	2	5	0	0	25		
04	Hancock, Matt	g	0-1	0-1	0-0	0	0	0	2	0	0	0	0	0	13		
05	Webb, Hondo	g	2-4	1-2	1-2	1	2	3	4	6	1	2	0	0	15		
10	Mitchell, Rhon	g	5-12	0-1	0-0	0	2	2	1	10	0	2	2	1	26		
22	Minor, Donley	g	2-4	0-1	0-0	0	1	1	1	4	0	3	0	0	22		
50	Norman, Sebastian	g	2-5	0-0	0-0	1	1	2	0	4	0	0	1	0	12		
Team						6			2			3					
Totals			21-56	1-7	4-7	14	19	33	15	47	6	20	5	5	200		

FG % 1st Half: 13-31 41.9% 2nd half: 8-25 32.0% Game: 21-56 37.5% Deadball Rebounds 2
 3FG % 1st Half: 0-2 0.0% 2nd half: 1-5 20.0% Game: 1-7 14.3%
 FT % 1st Half: 1-2 50.0% 2nd half: 3-5 60.0% Game: 4-7 57.1%

Alabama 75 • 6-0

#	Player	Total			3-Ptr			Rebounds			PF	TP	A	TO	Blk	Stl	Min
		FG-FGA	FG-FGA	FT-FTA	FG-FGA	FG-FGA	FT-FTA	Off	Def	Tot							
24	Pollard, Devonta	f	3-6	0-0	0-0	1	3	4	0	6	1	2	3	2	23		
04	Engstrom, Carl	c	2-2	0-0	0-0	1	2	3	0	4	0	0	3	0	15		
05	Lacey, Trevor	g	2-5	1-3	2-6	0	4	4	2	7	3	4	2	2	26		
20	Randolph, Levi	g	4-10	1-3	1-2	4	1	5	2	10	3	2	0	1	34		
32	Obasohan, Retin	g	4-7	2-4	3-5	0	2	2	0	13	2	2	0	3	27		
13	Goode, Julian	g	0-0	0-0	0-0	1	0	1	0	0	0	0	0	0	1		
14	Gueye, Moussa	g	0-2	0-0	2-2	4	5	9	1	2	0	2	2	0	11		
15	Jacobs, Nick	g	3-7	0-0	0-0	0	2	2	0	6	0	0	1	1	14		
21	Cooper, Rodney	g	8-18	0-7	1-1	6	2	8	2	17	3	1	0	0	28		
25	Blackledge, Keon	g	0-2	0-2	0-0	0	1	1	2	0	1	0	0	0	9		
33	Wilson, Isiah	g	0-0	0-0	0-0	0	0	0	0	0	0	0	0	0	2		
35	Slaughter, Dakota	g	4-5	1-1	1-2	1	0	1	2	10	0	0	1	0	10		
Team						0			0			0					
Totals			30-64	5-20	10-18	18	22	40	11	75	13	13	12	9	200		

FG % 1st Half: 15-32 46.9% 2nd half: 15-32 46.9% Game: 30-64 46.9% Deadball Rebounds 5
 3FG % 1st Half: 3-9 33.3% 2nd half: 2-11 18.2% Game: 5-20 25.0%
 FT % 1st Half: 3-3 100.0 2nd half: 7-15 46.7% Game: 10-18 55.6%

Officials: Tony Greene, Bruce Benedict, Vladimir Voyard-Tadal
 Technical fouls: Lamar-TEAM 2. Alabama-None.
 Attendance: 10436

Score by periods	1st	2nd	Total	Points	Paint	In	Off	2nd	Fast	Bench
Lamar	27	20	47	28	17	12	6	13	3	
Alabama	36	39	75	34	20	8	8	4	24	35

Last FG - LAMAR 2nd-00:26, ALABAMA 2nd-01:28. Score tied - 1 time.
 Largest lead - LAMAR by 4 1st-16:58, ALABAMA by 30 2nd-02:15. Lead changed - 4 times.

Official Basketball Box Score -- Game Totals -- Final Statistics
Alabama vs Cincinnati
12/01/12 3 p.m. ET at Cincinnati, Ohio (Fifth Third Arena)

Alabama 56 • 6-1

#	Player	Total			3-Ptr			Rebounds			PF	TP	A	TO	Blk	Stl	Min
		FG-FGA	FG-FGA	FT-FTA	FG-FGA	FG-FGA	FT-FTA	Off	Def	Tot							
04	Engstrom, Carl	c	0-0	0-0	0-0	0	0	0	0	0	0	0	0	0	3		
05	Lacey, Trevor	g	7-11	2-4	0-0	0	7	7	2	16	3	3	0	2	36		
12	Reloford, Trevor	g	5-15	1-3	1-1	3	1	4	1	12	2	2	0	3	37		
20	Randolph, Levi	g	2-4	0-0	0-1	1	4	5	2	4	0	1	1	0	27		
21	Cooper, Rodney	g	4-10	0-2	0-0	1	1	2	1	8	2	2	0	0	34		
14	Gueye, Moussa	g	1-3	0-0	1-1	1	5	6	3	3	0	1	2	0	19		
15	Jacobs, Nick	g	3-9	0-0	0-0	3	2	5	5	6	0	1	1	0	18		
24	Pollard, Devonta	g	3-5	1-2	0-0	2	0	2	1	7	0	1	1	0	19		
32	Obasohan, Retin	g	0-0	0-0	0-0	0	0	0	1	0	1	4	0	0	7		
Team						4			2			6					
Totals			25-57	4-11	2-3	15	22	37	16	56	8	16	5	5	200		

FG % 1st Half: 12-28 42.9% 2nd half: 13-29 44.8% Game: 25-57 43.9% Deadball Rebounds 0
 3FG % 1st Half: 3-5 60.0% 2nd half: 1-6 16.7% Game: 4-11 36.4%
 FT % 1st Half: 0-0 0.0% 2nd half: 2-3 66.7% Game: 2-3 66.7%

Cincinnati 58 • 7-0

#	Player	Total			3-Ptr			Rebounds			PF	TP	A	TO	Blk	Stl	Min
		FG-FGA	FG-FGA	FT-FTA	FG-FGA	FG-FGA	FT-FTA	Off	Def	Tot							
05	JACKSON, Justin	f	0-3	0-2	0-0	0	2	2	1	0	1	1	4	1	15		
13	MBODJ, Cheikh	c	3-4	0-0	2-4	2	3	5	2	8	0	1	4	0	30		
01	WRIGHT, Cashmere	g	4-9	0-2	0-0	1	0	1	3	8	1	4	0	2	31		
23	KILPATRICK, Sean	g	4-11	1-3	4-5	3	2	5	3	13	2	1	0	1	36		
44	PARKER, JaQuon	g	6-12	1-2	0-1	2	4	6	1	13	2	2	0	1	32		
02	RUBLES, Titus	g	4-14	0-2	2-2	3	2	5	1	10	1	1	0				

MEN'S BASKETBALL

Official Basketball Box Score -- Game Totals -- Final Statistics

Alabama vs VCU
12/15/12 4:00 pm at Siegel Center (Richmond, Va.)

Alabama 54 • 6-3

##	Player	Total			3-Ptr			Rebounds			PF	TP	A	TO	Blk	Stl	Min
		FG-FGA	FG-FGA	FT-FTA	FG-FGA	FG-FGA	FT-FTA	Off	Def	Tot							
05	Lacey, Trevor	* 2-6	2-4	2-2	0	3	3	8	2	3	0	1	2	0	1	31	
12	Releford, Trevor	* 3-9	0-1	3-5	0	2	2	1	9	1	1	0	2	2	29		
14	Gueye, Moussa	* 0-1	0-0	2-3	1	1	2	1	2	0	2	0	0	0	13		
20	Randolph, Levi	* 3-6	1-2	3-3	0	0	0	4	10	1	1	0	1	1	33		
21	Cooper, Rodney	* 3-7	0-1	3-4	2	3	5	1	9	0	4	0	1	2	22		
15	Jacobs, Nick	0-1	0-0	0-0	0	0	0	2	0	0	0	0	0	0	11		
24	Pollard, Devonta	5-7	0-0	3-4	3	5	8	4	13	1	2	0	0	0	30		
32	Obasohan, Retin	0-2	0-1	1-2	0	1	1	4	1	1	3	1	2	0	20		
35	Slaughter, Dakota	0-2	0-2	2-2	0	0	0	2	2	2	0	0	0	0	11		
Team						2		5		7							
Totals		16-41		3-11		19-25		8		20		28		22		54	

FG % 1st Half: 6-17 35.3% 2nd half: 10-24 41.7% Game: 16-41 39.0%
3FG % 1st Half: 0-2 0.0% 2nd half: 3-9 33.3% Game: 3-11 27.3%
FT % 1st Half: 6-10 60.0% 2nd half: 13-15 86.7% Game: 19-25 76.0%

VCU 73 • 7-3

##	Player	Total			3-Ptr			Rebounds			PF	TP	A	TO	Blk	Stl	Min
		FG-FGA	FG-FGA	FT-FTA	FG-FGA	FG-FGA	FT-FTA	Off	Def	Tot							
02	WEBER, Briante	* 1-4	0-1	2-2	2	2	4	3	4	4	2	1	2	0	20		
11	BRANDENBERG, Rob	* 3-8	2-4	2-3	0	1	1	0	10	3	1	0	1	0	28		
15	REDDIC, Juvonte	* 2-5	0-0	0-0	0	1	1	3	4	1	1	1	0	0	15		
21	GRAHAM, Treveon	* 4-8	0-2	6-6	4	2	6	3	14	1	2	0	1	2	27		
30	DANIELS, Troy	* 6-13	4-11	0-1	0	3	3	0	16	1	0	0	0	0	25		
05	OKEREAFOR, Teddy	0-1	0-1	2-2	0	1	1	1	2	4	1	0	0	0	13		
10	THEUS, Darius	1-3	0-2	1-2	1	2	3	1	3	2	3	0	3	0	27		
23	GUEST, Jarrod	1-1	0-0	0-0	0	0	0	4	2	0	0	1	1	8			
31	TUOYO, Justin	0-0	0-0	0-0	0	0	0	0	0	0	0	0	0	1			
32	JOHNSON, Melvin	4-5	3-4	1-2	0	0	0	1	12	0	0	0	1	16			
33	HALEY, D.J.	2-2	0-0	2-4	1	5	6	4	6	0	1	2	1	16			
34	HINTON, David	0-1	0-0	0-0	0	0	0	0	0	0	0	0	1	4			
Team						2		0		2							
Totals		24-51		9-25		16-22		11		20		31		20		73	

FG % 1st Half: 12-30 40.0% 2nd half: 12-21 57.1% Game: 24-51 47.1%
3FG % 1st Half: 4-17 23.5% 2nd half: 5-8 62.5% Game: 9-25 36.0%
FT % 1st Half: 5-8 62.5% 2nd half: 11-14 78.6% Game: 16-22 72.7%

Officials: Bill McCarthy, Dennis Alloco, Tony Crisp
Technical fouls: Alabama-None. VCU-None.
Attendance: 7693
23rd consecutive sellout at the Siegel Center

Score by periods	1st	2nd	Total
Alabama	18	36	54
VCU	33	40	73

Last FG - ALABAMA 2nd-02:11, VCU 2nd-08:30.
Largest lead - ALABAMA by 2 1st-19:43, VCU by 26 2nd-09:44.

Points	In	Off	2nd	Fast	Bench
ALABAMA	24	10	5	0	16
VCU	26	19	17	6	25

Score tied - 1 time.
Lead changed - 1 time.

Official Basketball Box Score -- Game Totals -- Final Statistics

Alabama vs Texas Tech
12/19/12 7:00 PM at Lubbock, Texas (United Spirit Arena)

Alabama 66 • 7-3

##	Player	Total			3-Ptr			Rebounds			PF	TP	A	TO	Blk	Stl	Min
		FG-FGA	FG-FGA	FT-FTA	FG-FGA	FG-FGA	FT-FTA	Off	Def	Tot							
05	Lacey, Trevor	* 8-12	4-5	1-3	1	5	6	1	21	1	2	1	1	1	38		
12	Releford, Trevor	* 3-7	0-2	11-14	1	5	6	2	17	3	4	0	3	39			
20	Randolph, Levi	* 3-7	1-3	0-0	0	3	3	3	7	2	3	0	2	32			
21	Cooper, Rodney	* 1-5	0-1	0-0	0	1	1	4	2	0	3	0	0	14			
24	Pollard, Devonta	* 3-5	0-1	2-2	3	3	6	2	8	3	2	1	2	30			
14	Gueye, Moussa	0-1	0-0	0-2	2	5	7	4	0	0	1	1	0	11			
15	Jacobs, Nick	4-4	0-0	0-0	0	1	1	2	8	0	1	1	0	21			
32	Obasohan, Retin	1-4	0-2	1-1	0	0	0	2	3	0	0	0	1	7			
35	Slaughter, Dakota	0-0	0-0	0-0	1	1	2	2	0	2	0	0	0	8			
Team						1		0		1							
Totals		23-45		5-14		15-22		9		24		33		22		66	

FG % 1st Half: 14-26 53.8% 2nd half: 9-19 47.4% Game: 23-45 51.1%
3FG % 1st Half: 5-9 55.6% 2nd half: 0-5 0.0% Game: 5-14 35.7%
FT % 1st Half: 10-11 90.9% 2nd half: 5-11 45.5% Game: 15-22 68.2%

Texas Tech 62 • 5-3

##	Player	Total			3-Ptr			Rebounds			PF	TP	A	TO	Blk	Stl	Min
		FG-FGA	FG-FGA	FT-FTA	FG-FGA	FG-FGA	FT-FTA	Off	Def	Tot							
01	Jackson, Trency	* 0-2	0-1	0-0	1	1	2	1	0	0	1	0	0	0	8		
05	Gray, Josh	* 3-7	1-4	2-3	0	0	0	2	9	2	4	0	1	28			
11	Kravic, Dejan	* 1-5	0-0	0-0	1	2	2	0	2	0	0	0	0	10			
23	Williams, Jamal	* 3-8	1-3	0-0	0	2	2	4	7	2	0	0	0	25			
32	Tolbert, Jordan	* 4-9	0-0	4-7	3	0	3	2	12	2	0	2	0	33			
02	Hannahs, Dusty	0-2	0-2	0-0	0	0	0	1	0	0	0	0	0	5			
04	Nurse, Ty	1-5	1-5	0-0	1	1	2	2	3	2	0	0	1	24			
10	Robinson, Daylen	0-2	0-2	2-2	0	3	3	2	2	4	3	0	5	20			
12	Tapsova, Kader	1-1	0-0	3-3	1	0	1	1	5	1	0	0	0	6			
20	Gotcher, Toddrick	0-1	0-0	0-0	0	0	0	1	0	1	0	0	1	9			
30	Crockett, Jaye	9-16	0-1	4-6	5	6	11	2	22	1	6	0	0	32			
Team						2		0		2							
Totals		22-58		3-18		15-21		14		14		28		18		62	

FG % 1st Half: 10-28 35.7% 2nd half: 12-30 40.0% Game: 22-58 37.9%
3FG % 1st Half: 1-9 11.1% 2nd half: 2-9 22.2% Game: 3-18 16.7%
FT % 1st Half: 6-7 85.7% 2nd half: 9-14 64.3% Game: 15-21 71.4%

Officials: DeMond Thomas, Darron Griffin, Keith Kimble
Technical fouls: Alabama-None. Texas Tech-None.
Attendance: 7172

Score by periods	1st	2nd	Total
Alabama	43	23	66
Texas Tech	27	35	62

Last FG - ALABAMA 2nd-00:36, TTU 2nd-01:14.
Largest lead - ALABAMA by 20 2nd-19:23, TTU None.

Score tied - 0 times.
Lead changed - 0 times.

Official Basketball Box Score -- Game Totals -- Final Statistics

Mercer vs Alabama
12/22/12 1 p.m. at Tuscaloosa, Ala. (Coleman Coliseum)

Mercer 66 • 7-6

##	Player	Total			3-Ptr			Rebounds			PF	TP	A	TO	Blk	Stl	Min
		FG-FGA	FG-FGA	FT-FTA	FG-FGA	FG-FGA	FT-FTA	Off	Def	Tot							
05	THOMAS, Bud	f 0-1	0-1	0-0	0	2	2	0	0	1	2	0	0	0	17		
00	GOLLON, Jakob	f 3-11	1-5	3-4	4	2	6	4	10	4	0	1	1	33			
52	COURSEY, Daniel	f 9-14	0-0	2-2	0	3	3	2	20	0	0	1	1	25			
02	SMITH, Travis	g 5-11	5-7	2-2	0	3	3	3	17	1	4	0	2	32			
21	HALL, Langston	g 3-9	2-5	2-3	1	4	5	1	10	7	1	1	2	37			
03	CANEVARI, Kevin	0-1	0-0	0-0	1	2	3	2	0	3	0	0	0	17			
14	HALLICE, T.J.	0-1	0-0	0-0	1	0	1	0	0	0	2	1	0	8			
15	WHITE, Anthony Jr.	0-2	0-2	1-3	0	0	0	0	1	0	0	0	0	8			
22	MOTEN, Darios	1-1	0-0	0-0	1	1	2	0	2	0	0	0	0	5			
23	SMITH, Chris	1-2	0-1	0-0	0	0	0	1	2	0	0	0	0	3			
34	BRYAN, Jibri	0-1	0-1	0-0	0	4	4	0	0	0	1	0	0	7			
45	BROWN, Monty	0-0	0-0	4-4	2	1	3	3	4	0	1	0	0	8			
Team						2		1		3							
Totals		22-54		8-22		14-18		12		23		35		16		66	

FG % 1st Half: 9-27 33.3% 2nd half: 13-27 48.1% Game: 22-54 40.7%
3FG % 1st Half: 2-9 22.2% 2nd half: 6-13 46.2% Game: 8-22 36.4%
FT % 1st Half: 2-2 100.0% 2nd half: 12-16 75.0% Game: 14-18 77.8%

Alabama 59 • 7-4

##	Player	Total			3-Ptr			Rebounds			PF	TP	A	TO	Blk	Stl	Min
		FG-FGA	FG-FGA	FT-FTA	FG-FGA	FG-FGA	FT-FTA	Off	Def	Tot							
24	Pollard, Devonta	f 2-5	0-0	1-2	2	1	3	2	5	1	0	1	2	24			
05	Lacey, Trevor	g 1-6	0-3	3-4	0	4	4	1	5	3	1	0	1	32			
12	Releford, Trevor	g 6-14	2-5	5-6	1	4	5	1	19	1	1	0	2	32			
20	Randolph, Levi	g 2-8	0-1	1-3	1	3	4	3	5	2	1	0	0	34			

Official Basketball Box Score -- Game Totals -- Final Statistics
Oakland vs Alabama
 1/5/13 3 pm at Tuscaloosa, Ala. (Coleman Coliseum)

Oakland 45 • 7-10

##	Player	Total			3-Ptr			Rebounds			PF	TP	A	TO	Blk	Stl	Min
		FG	FGA	FT	FTA	FG	FGA	FT	FTA	Off							
15	VALENTINE, Drew	f	2-6	0-0	3-5	2	5	7	3	7	2	2	0	3	34		
42	PETROS, Corey	c	1-7	0-0	0-0	3	3	6	0	2	0	2	0	1	29		
03	BADER, Travis	g	4-14	1-5	1-3	0	3	3	10	0	1	0	1	39			
10	MONDY, Duke	g	3-10	1-3	4-4	1	2	3	3	11	2	4	0	2	32		
33	BASS, Ryan	g	1-13	0-2	0-0	2	2	4	2	2	1	1	0	1	28		
02	WILLIAMS, Dante		1-2	0-0	0-0	1	2	3	2	0	1	0	0	4			
12	NEELY II, Lloyd		0-0	0-0	1-2	0	0	0	0	1	1	0	0	8			
21	CARTER, Raphael		0-0	0-0	0-0	2	1	3	1	0	0	1	1	10			
24	POCHES, Matt		4-7	0-0	2-2	0	0	0	1	10	1	3	0	14			
52	ASBURY, Joey		0-0	0-0	0-0	0	0	0	0	0	0	0	0	2			
Team						3	1	4									
Totals			16-59	2-10	11-16	14	19	33	16	45	7	13	1	8	200		

FG % 1st Half: 7-30 23.3% 2nd half: 9-29 31.0% Game: 16-59 27.1%
 3FG % 1st Half: 0-5 0.0% 2nd half: 2-5 40.0% Game: 2-10 20.0%
 FT % 1st Half: 9-10 90.0% 2nd half: 2-6 33.3% Game: 11-16 68.8%

Alabama 65 • 8-5

##	Player	Total			3-Ptr			Rebounds			PF	TP	A	TO	Blk	Stl	Min
		FG	FGA	FT	FTA	FG	FGA	FT	FTA	Off							
15	Jacobs, Nick	f	3-7	0-0	0-0	2	5	7	2	6	0	1	3	0	19		
05	Lacey, Trevor	g	0-5	0-3	4-6	0	4	4	1	4	7	0	1	1	29		
12	Releford, Trevor	g	8-12	2-4	0-2	1	0	1	18	4	2	0	2	29			
20	Randolph, Levi	g	6-11	3-5	0-0	0	3	3	15	2	1	0	0	32			
21	Cooper, Rodney	g	3-5	1-3	4-6	1	3	4	2	11	1	2	0	1	28		
13	Goode, Julian		0-0	0-0	0-0	0	0	0	1	0	0	0	0	1			
14	Gueye, Moussa		2-3	0-0	0-0	1	8	9	4	0	2	2	0	20			
22	Steele, Andrew		1-2	0-1	0-0	2	2	4	0	2	2	2	0	17			
24	Pollard, Devonta		1-1	0-0	0-1	0	2	2	2	2	0	3	1	14			
25	Blackledge, Keon		0-0	0-0	0-0	0	0	0	0	0	0	0	0	1			
32	Obasohan, Retin		1-2	0-0	0-0	0	2	2	2	2	1	1	0	8			
33	Wilson, Isiah		0-0	0-0	1-2	0	0	0	0	1	0	0	0	1			
35	Slaughter, Dakota		0-0	0-0	0-0	0	0	0	0	0	0	0	0	1			
Team						0	2	2									
Totals			25-48	6-16	9-17	7	31	38	17	65	17	14	7	7	200		

FG % 1st Half: 13-24 54.2% 2nd half: 12-24 50.0% Game: 25-48 52.1%
 3FG % 1st Half: 2-7 28.6% 2nd half: 4-9 44.4% Game: 6-16 37.5%
 FT % 1st Half: 1-4 25.0% 2nd half: 8-13 61.5% Game: 9-17 52.9%

Officials: Anthony Jordan, Patrick Evans, Tony Henderson
 Technical fouls: Oakland-None. Alabama-TEAM.
 Attendance: 10081

Score by periods	1st	2nd	Total
Oakland	23	22	45
Alabama	29	36	65

Last FG - OU 2nd-03:03, ALABAMA 2nd-04:51.
 Largest lead - OU by 4 1st-16:22, ALABAMA by 22 2nd-04:15.

Official Basketball Box Score -- Game Totals -- Final Statistics
Alabama vs Missouri
 1-8-13 6 p.m. at Columbia, MO (Mizzou Arena)

Alabama 68 • 8-6, 0-1

##	Player	Total			3-Ptr			Rebounds			PF	TP	A	TO	Blk	Stl	Min
		FG	FGA	FT	FTA	FG	FGA	FT	FTA	Off							
15	Jacobs, Nick	f	1-5	0-0	1-2	1	2	3	0	3	0	2	0	0	22		
24	Pollard, Devonta	f	4-8	0-0	2-2	1	1	2	3	10	1	1	0	1	26		
05	Lacey, Trevor	g	4-9	1-3	0-0	0	2	2	2	9	1	2	1	1	27		
12	Releford, Trevor	g	8-14	3-7	7-8	0	1	1	3	26	3	2	0	0	35		
21	Cooper, Rodney	g	5-12	1-4	0-0	2	5	7	2	11	0	1	0	1	33		
14	Gueye, Moussa		0-0	0-0	0-0	0	5	5	0	5	0	4	2	0	15		
20	Randolph, Levi		1-4	0-2	3-4	2	3	5	2	5	2	2	1	1	25		
22	Steele, Andrew		1-3	0-1	2-2	0	0	0	4	4	1	2	0	2	16		
32	Obasohan, Retin		0-0	0-0	0-0	0	0	0	0	0	0	0	0	1			
Team						3	4	7									
Totals			24-55	5-17	15-18	9	23	32	21	68	8	16	4	6	200		

FG % 1st Half: 13-27 48.1% 2nd half: 11-28 39.3% Game: 24-55 43.6%
 3FG % 1st Half: 3-10 30.0% 2nd half: 2-7 28.6% Game: 5-17 29.4%
 FT % 1st Half: 7-9 77.8% 2nd half: 8-9 88.9% Game: 15-18 83.3%

Missouri 84 • 12-2, 1-0

##	Player	Total			3-Ptr			Rebounds			PF	TP	A	TO	Blk	Stl	Min
		FG	FGA	FT	FTA	FG	FGA	FT	FTA	Off							
21	Bowers, Laurence	f	6-8	0-0	4-5	2	3	5	1	16	1	2	2	1	31		
42	Oriakhi, Alex	f	6-8	0-0	4-5	2	8	10	3	16	1	2	2	2	33		
01	Pressey, Phil	g	4-10	1-3	2-4	0	2	2	3	11	13	5	0	2	35		
05	Bell, Keion	g	0-0	0-0	0-0	0	0	0	1	0	0	1	0	4			
32	Brown, Jabari	g	7-11	5-7	3-4	0	2	2	2	22	2	0	0	1	37		
14	Webster-Chan, Negus		0-0	0-0	0-0	0	1	1	2	2	0	0	0	12			
33	Ross, Earnest		7-12	3-4	2-4	0	5	5	0	19	1	0	0	2	35		
35	Jankovic, Stefan		0-4	0-1	0-0	1	1	2	3	0	0	1	0	11			
44	Rosburg, Ryan		0-0	0-0	0-0	0	0	0	1	0	0	0	0	2			
Team						0	0	0									
Totals			30-53	9-15	15-22	5	22	27	16	84	18	10	5	8	200		

FG % 1st Half: 13-24 54.2% 2nd half: 17-29 58.6% Game: 30-53 56.6%
 3FG % 1st Half: 6-10 60.0% 2nd half: 3-5 60.0% Game: 9-15 60.0%
 FT % 1st Half: 8-13 61.5% 2nd half: 7-9 77.8% Game: 15-22 68.2%

Officials: Doug Shows, Michael Stephens and Pat Adams
 Technical fouls: Alabama-None. Missouri-None.
 Attendance: 13895
 *Mizzou Basketball SEC Opener

Score by periods	1st	2nd	Total
Alabama	36	32	68
Missouri	40	44	84

Last FG - UA 2nd-00:05, MU 2nd-00:26.
 Largest lead - UA by 3 1st-18:53, MU by 18 2nd-00:26.

Score tied - 5 times.
 Lead changed - 5 times.

Official Basketball Box Score -- Game Totals -- Final Statistics
Tennessee vs Alabama
 1/12/13 Noon at Tuscaloosa, Ala. (Coleman Coliseum)

Tennessee 65 • 8-6, 0-2

##	Player	Total			3-Ptr			Rebounds			PF	TP	A	TO	Blk	Stl	Min
		FG	FGA	FT	FTA	FG	FGA	FT	FTA	Off							
05	Stokes,Jarnell	f	2-7	0-0	2-6	2	5	7	1	6	0	2	2	0	21		
20	Hall,Kenny	f	2-3	0-0	0-0	3	5	8	2	4	1	1	0	0	24		
01	Richardson,Josh	g	4-6	0-0	0-0	3	4	7	2	8	1	5	0	1	32		
13	McBee,Skylar	g	2-3	2-3	0-0	0	0	0	4	6	0	0	0	0	17		
52	McRae, Jordan	g	8-14	1-5	4-7	1	3	4	2	21	2	5	0	0	38		
00	Makanjuola,Yemi		0-3	0-0	0-0	3	0	3	1	0	0	2	0	0	5		
03	Reese,Derek		2-6	1-3	0-0	0	3	3	1	5	1	0	0	0	18		
04	Moore,Armani		3-4	1-2	0-0	1	3	4	3	7	1	0	1	0	21		
11	Golden, Trae		3-9	0-2	2-3	1	1	2	2	8	1	1	0	1	24		
Team						2	0	2									
Totals			26-55	5-15	8-16	16	24	40	18	65	7	16	3	2	200		

FG % 1st Half: 10-26 38.5% 2nd half: 16-29 55.2% Game: 26-55 47.3%
 3FG % 1st Half: 3-7 42.9% 2nd half: 2-8 25.0% Game: 5-15 33.3%
 FT % 1st Half: 5-9 55.6% 2nd half: 3-7 42.9% Game: 8-16 50.0%

Alabama 68 • 9-6, 1-1

##	Player	Total			3-Ptr			Rebounds			PF	TP	A	TO	Blk	Stl	Min
		FG	FGA	FT	FTA	FG	FGA	FT	FTA	Off							
15	Jacobs, Nick	f	3-7	0-0	0-0	1	2	3	2	6	0	1	0	2	24		
05	Lacey, Trevor	g	5-12	2-5	3-4	0	4	4	1	15	2	1	0	0	35		
12	Releford, Trevor	g	5-10	0-2	5-5	0	0	0	1	15	1	1	0	1	36		
20	Randolph, Levi	g	4-9	2-4	2-2	2	4	6	2	12	3	0	0	1	33		
21	Cooper, Rodney	g	2-7	1-2	1-2	0	1	1	3	6	3	2	1	1	23		
14	Gueye, Moussa		0-1	0-0	0-0	1	4	5	4	0	1	0	3	1	15		
22	Steele, Andrew		3-4	1-1	4-4	0	0	0	1	11	1	2	0	4	18		
24	Pollard, Devonta		1-4	0-0	1-2	2	1	3	0	3	1	0	1	0	16		
Team						3	0	3									
Totals			23														

MEN'S BASKETBALL

Official Basketball Box Score -- Game Totals -- Final Statistics Texas A&M vs Alabama 1/19/13 5 p.m. at Tuscaloosa, Ala. (Coleman Coliseum)

Texas A&M 49 • 12-5, 2-2

#	Player	Total		3-Ptr		Rebounds			PF	TP	A	TO	Blk	Stl	Min
		FG	FGA	FG	FGA	Off	Def	Tot							
32	Kourtney Roberson	f	4-6	0-0	1-2	4	4	8	2	9	2	1	2	0	27
42	Jarod Jahns	f	0-1	0-0	2-2	0	4	4	1	2	1	1	1	0	26
11	J'Mychal Reese	g	5-9	0-1	0-0	0	4	4	2	10	0	3	0	1	33
12	Fabyon Harris	g	3-6	1-2	2-3	0	0	0	2	9	0	1	0	1	31
31	Elston Turner	g	6-13	1-5	0-0	1	1	2	0	13	1	1	0	1	34
00	Andrew Young		0-0	0-0	0-0	0	1	1	2	0	0	0	0	3	
13	Jordan Green		0-0	0-0	2-2	0	0	0	0	2	0	1	0	5	
21	Alex Caruso		1-5	0-3	0-1	0	4	4	2	2	4	0	1	25	
35	Ray Turner		1-2	0-0	0-0	0	2	2	4	2	0	2	0	16	
	Team					0	2	2			1				
	Totals		20-42	2-11	7-10	5	22	27	17	49	6	15	3	200	

FG % 1st Half: 9-18 50.0% 2nd half: 11-24 45.8% Game: 20-42 47.6% Deadball Rebounds 1
3FG % 1st Half: 2-8 25.0% 2nd half: 0-3 0.0% Game: 2-11 18.2%
FT % 1st Half: 6-9 66.7% 2nd half: 1-1 100.0% Game: 7-10 70.0%

Alabama 50 • 11-6, 3-1

#	Player	Total		3-Ptr		Rebounds			PF	TP	A	TO	Blk	Stl	Min
		FG	FGA	FG	FGA	Off	Def	Tot							
14	Gueye, Moussa	c	0-1	0-0	0-0	1	2	3	1	0	0	2	0	17	
05	Lacey, Trevor	g	5-14	4-6	0-2	1	5	6	1	14	5	2	0	37	
20	Randolph, Levi	g	1-3	0-1	0-0	1	3	4	3	2	2	1	0	31	
21	Cooper, Rodney	g	2-5	1-2	0-0	0	0	0	1	5	0	1	0	29	
22	Steele, Andrew	g	1-3	0-0	1-1	1	0	1	4	3	0	3	0	14	
12	Releford, Trevor		5-8	1-2	4-5	0	3	3	2	15	2	4	0	31	
15	Jacobs, Nick		4-5	0-0	0-2	0	4	4	1	8	0	3	0	23	
24	Pollard, Devonta		0-2	0-0	3-5	2	1	3	1	3	2	1	0	18	
	Team					0	1	1			1				
	Totals		18-41	6-11	8-15	6	19	25	14	50	11	16	2	100	

FG % 1st Half: 5-18 27.8% 2nd half: 13-23 56.5% Game: 18-41 43.9% Deadball Rebounds 2
3FG % 1st Half: 2-4 50.0% 2nd half: 4-7 57.1% Game: 6-11 54.5%
FT % 1st Half: 3-5 60.0% 2nd half: 5-10 50.0% Game: 8-15 53.3%

Officials: Antinio Petty, Brian Shey, Bruce Benedict
Technical fouls: Texas A&M-None. Alabama-None.
Attendance: 13741

Score by periods	1st	2nd	Total
Texas A&M	26	23	49
Alabama	15	35	50

	In	Off	2nd	Fast	Bench
Points	Paint	T/O	Chance	Break	
TAMU	30	20	7	2	6
ALABAMA	22	11	2	6	26

Last FG - TAMU 2nd-00:19, ALABAMA 2nd-00:09.
Largest lead - TAMU by 14 1st-06:33, ALABAMA by 4 2nd-14:21.

Score tied - 6 times.
Lead changed - 8 times.

Official Basketball Box Score -- Game Totals -- Final Statistics Kentucky vs Alabama 1/22/13 8 p.m. at Tuscaloosa, Ala. (Coleman Coliseum)

Kentucky 55 • 12-6, 3-2

#	Player	Total		3-Ptr		Rebounds			PF	TP	A	TO	Blk	Stl	Min
		FG	FGA	FG	FGA	Off	Def	Tot							
03	Noel, Nerlens	f	4-9	0-0	0-0	4	9	13	1	8	0	2	7	1	39
22	Poythress, Alex	f	2-3	0-0	2-2	1	4	5	6	0	2	0	0	15	
10	Goodwin, Archie	g	2-12	0-1	3-6	1	6	7	2	7	2	3	2	35	
12	Harrow, Ryan	g	3-12	0-1	0-0	0	1	1	4	6	2	1	0	29	
23	Mays, Julius	g	4-8	4-5	0-0	1	2	3	4	12	1	2	0	32	
04	Head, Jon		0-0	0-0	0-0	0	1	1	0	0	0	0	0	1	
05	Poison, Jarrod		1-2	0-0	0-0	1	2	3	2	2	0	0	0	14	
33	Wiltjer, Kyle		6-10	1-2	1-3	2	5	7	1	14	2	3	0	35	
	Team					3	1	4							
	Totals		22-56	5-9	6-11	13	31	44	19	55	9	13	9	200	

FG % 1st Half: 14-29 48.3% 2nd half: 8-27 29.6% Game: 22-56 39.3% Deadball Rebounds 3
3FG % 1st Half: 3-6 50.0% 2nd half: 2-3 66.7% Game: 5-9 55.6%
FT % 1st Half: 2-2 100.0% 2nd half: 4-9 44.4% Game: 6-11 54.5%

Alabama 59 • 12-6, 4-1

#	Player	Total		3-Ptr		Rebounds			PF	TP	A	TO	Blk	Stl	Min
		FG	FGA	FG	FGA	Off	Def	Tot							
14	Gueye, Moussa	c	2-3	0-0	0-1	2	3	5	0	4	0	0	5	0	18
05	Lacey, Trevor	g	2-9	0-3	3-4	0	4	4	1	7	4	2	0	4	28
12	Releford, Trevor	g	4-10	1-1	4-4	0	3	3	1	13	2	3	0	2	32
20	Randolph, Levi	g	4-8	0-3	3-4	1	3	4	3	11	2	1	2	2	31
21	Cooper, Rodney	g	2-11	1-3	1-2	2	4	6	4	6	1	0	1	31	
15	Jacobs, Nick		6-9	0-0	2-3	3	2	5	0	14	0	0	1	0	22
22	Steele, Andrew		1-4	0-2	2-3	0	2	2	2	4	0	0	0	21	
24	Pollard, Devonta		0-3	0-1	0-0	0	0	2	2	0	0	0	1	17	
	Team					1	0	1							
	Totals		21-57	2-13	15-21	9	23	32	13	59	9	6	9	10	200

FG % 1st Half: 10-28 35.7% 2nd half: 11-29 37.9% Game: 21-57 36.8% Deadball Rebounds 2
3FG % 1st Half: 1-6 16.7% 2nd half: 1-7 14.3% Game: 2-13 15.4%
FT % 1st Half: 3-4 75.0% 2nd half: 12-17 70.6% Game: 15-21 71.4%

Officials: Doug Shows, John Cahill, Karl Hess
Technical fouls: Kentucky-None. Alabama-None.
Attendance: 15383

Score by periods	1st	2nd	Total
Kentucky	33	22	55
Alabama	24	35	59

	In	Off	2nd	Fast	Bench
Points	Paint	T/O	Chance	Break	
UK	32	5	10	4	16
ALABAMA	32	11	11	2	18

Last FG - UK 2nd-00:00, ALABAMA 2nd-00:51.
Largest lead - UK by 11 1st-04:18, ALABAMA by 7 2nd-00:13.

Score tied - 8 times.
Lead changed - 6 times.

Official Basketball Box Score -- Game Totals -- Final Statistics Alabama vs Tennessee 01/26/13 2:00 p.m. at Knoxville, Tenn. (Thompson-Boling Arena)

Alabama 53 • 12-7, 4-2 SEC

#	Player	Total		3-Ptr		Rebounds			PF	TP	A	TO	Blk	Stl	Min
		FG	FGA	FG	FGA	Off	Def	Tot							
14	Gueye, Moussa	c	2-2	0-0	2-2	0	2	2	4	6	0	1	3	0	20
05	Lacey, Trevor	g	4-13	2-5	1-2	0	4	4	1	11	4	0	2	1	36
12	Releford, Trevor	g	7-11	3-3	1-2	1	0	1	2	18	4	0	0	5	35
20	Randolph, Levi	g	0-3	0-1	0-0	0	0	0	3	0	1	0	0	23	
21	Cooper, Rodney	g	4-8	1-4	1-3	2	2	4	2	10	1	3	0	32	
15	Jacobs, Nick		2-3	0-0	0-2	1	1	2	0	4	0	0	0	20	
22	Steele, Andrew		1-4	0-1	0-0	1	1	2	2	3	2	0	1	23	
24	Pollard, Devonta		1-1	0-0	0-0	0	3	3	2	2	1	1	1	11	
	Team					2	3	5			1				
	Totals		21-45	6-14	5-11	6	16	22	16	53	14	8	6	10	200

FG % 1st Half: 10-20 50.0% 2nd half: 11-25 44.0% Game: 21-45 46.7% Deadball Rebounds 2
3FG % 1st Half: 3-8 37.5% 2nd half: 3-6 50.0% Game: 6-14 42.9%
FT % 1st Half: 2-4 50.0% 2nd half: 3-7 42.9% Game: 5-11 45.5%

Tennessee 54 • 10-8, 2-4 SEC

#	Player	Total		3-Ptr		Rebounds			PF	TP	A	TO	Blk	Stl	Min
		FG	FGA	FG	FGA	Off	Def	Tot							
05	Stokes, Jarnell	f	7-11	0-0	1-2	8	10	18	2	15	1	2	0	2	35
20	Hall, Kenny	f	2-4	0-0	3-6	2	0	2	0	7	1	0	1	0	23
01	Richardson, Josh	g	3-6	0-1	0-0	0	2	2	1	6	1	1	2	0	27
04	Moore, Armani	g	2-5	0-0	0-0	0	7	7	3	4	0	2	0	0	29
52	McRae, Jordan	g	6-13	2-5	3-3	0	1	1	1	17	4	4	2	0	38
00	Makanjuola, Yemi		0-1	0-0	0-0	1	0	1	0	0	0	0	0	5	
03	Reese, Derek		1-3	0-1	0-0	0	0	0	2	2	0	1	0	12	
11	Golden, Trae		0-4	0-1	3-5	0	0	0	2	3	1	0	0	21	
13	McBee, Skylar		0-3	0-2	0-0	1	1	2	1	0	0	0	0	10	
	Team					3	1	4			1				
	Totals		21-50	2-10	10-16	15	22	37	12	54	8	11	5	3	200

FG % 1st Half: 9-28 32.1% 2nd half: 12-22 54.5% Game: 21-50 42.0% Deadball Rebounds 4
3FG % 1st Half: 0-5 0.0% 2nd half: 2-5 40.0% Game: 2-10 20.0%
FT % 1st Half: 1-2 50.0% 2nd half: 9-14 64.3% Game: 10-16 62.5%


Officials: Joe Lindsay, Pat Adams, Chuck Jones
Technical fouls: Alabama-None. Tennessee-None.
Attendance: 18791
NABC Coaches vs. Cancer "Suits and Sneakers" Weekend

Score by periods	1st	2nd	Total
Alabama	25	28	53
Tennessee	19	35	54


RADIO/TV ROSTER



4
7-1 • 285 • Jr. Center
Carl ENGSTROM
Ystad, Sweden (Sydskanska Gymnasiet)



5
6-3 • 215 • Soph. Guard
Trevor LACEY
Huntsville, Ala. (Butler)



12
6-0 • 195 • Jr. Guard
Trevor RELEFORD
Kansas City, Mo. (Bishop Miege)



13
6-7 • 225 • Jr. Forward
Julian GOODE
Atlanta, Ga. (Dunwoody)



14
7-0 • 255 • Jr. Center
Moussa GUEYE
Thies, Senegal (Lake Lake College (III.))



15
6-8 • 265 • Soph. Forward
Nick JACOBS
Atlanta, Ga. (South Atlanta)



20
6-5 • 205 • Soph. Guard
Levi RANDOLPH
Madison, Ala. (Bob Jones)



21
6-6 • 215 • Soph. Guard
Rodney COOPER
Hurtsboro, Ala. (Russell County)



22
6-4 • 225 • Sr. Guard
Andrew STEELE
Birmingham, Ala. (John Carroll)



23
6-6 • 185 • Fr. Guard
Cade JOHNSON
Madison, Ala. (Bob Jones)



24
6-8 • 200 • Fr. Forward
Devonta POLLARD
Porterville, Miss. (Kemper County)




25
6-3 • 205 • Jr. Guard
Keon BLACKLEDGE
Hoover, Ala. (Morehouse College)



32
6-1 • 210 • R-Fr. Guard
Retin OBASOHAN
Antwerp, Belgium (Leuven)



33
6-3 • 175 • Jr. Guard
Isiah WILSON
Troy, Ala. (Charles Henderson)



35
6-6 • 215 • Jr. Forward
Dakota SLAUGHTER
Fishers, Ind. (Fishers)



Head Coach
Anthony GRANT
Fourth Season (Dayton, 1987)



Associate Head Coach
Dan HIPSHER
Fourth Season (BGSU, 1977)



Assistant Coach
John BRANNEN
Fourth Season (Marshall, 1997)



Assistant Coach
Tony PUJOL
Fourth Season (Sterling, 1989)



Director of Operations
Antoine PETTWAY
Fifth Season (Alabama, 2004)