

# #WEAREUK

GAME 10



vs.



## THE Vanderbilt GAME

### KENTUCKY (1-8, 0-6 SEC)

9/02	at #25 Louisville (ESPN)	L, 14-32
9/08	KENT STATE (CSS)	W, 47-14
9/15	WESTERN KENTUCKY (ESPNU)	L, 31-32
9/22	at #14 Florida * (SEC Network)	L, 0-38
9/29	#6 SOUTH CAROLINA * (ESPN2)	L, 17-38
10/06	#20/19 MISSISSIPPI STATE *	L, 14-27
10/13	at Arkansas * (FSN)	L, 7-49
10/20	#13/12 GEORGIA * - (FSN)	L, 24-29
10/27	at Missouri * (ESPNU)	L, 10-33
11/03	VANDERBILT * (ESPNU)	Noon
11/17	SAMFORD - Senior Day	TBA
11/24	at Tennessee *	TBA

Note: all times Eastern and subject to change  
\* SEC games

### VANDERBILT (4-4, 2-3 SEC)

8/30	South Carolina	L, 17-13
9/08	at Northwestern	L, 23-13
9/15	Presbyterian	W, 58-0
9/22	at Georgia	L, 48-3
10/06	at Missouri	W, 19-15
10/13	Florida	L, 31-17
10/20	Auburn	W, 17-13
10/27	UMass	W, 49-7
11/03	at Kentucky	Noon ET
11/10	at Ole Miss	TBA
11/17	Tennessee	TBA
11/24	at Wake Forest	TBA

Note: all times Eastern and subject to change

## ABOUT THE GAME

### TV • ESPN2

Play-by-Play	Clay Matvick
Analyst	Matt Stinchcomb
Sideline	Allison Williams

### RADIO • UK IMG SPORTS NETWORK

Play-by-Play	Tom Leach
Analyst	Jeff Piccoro
Sideline	Dick Gabriel

### SATELLITE RADIO

Channel 123 - Sirius  
Channel 201- XM

### INTERNET/RADIO • www.UKathletics.com

Live Audio - free; Live Stats - free; Live Blog - free

TICKETS • available, call 800-928-2287

Saturday, Nov. 3 • Noon EDT • ESPNU  
Lexington, Ky. • Commonwealth Stadium (67,942)

UK Media Relations • (859) 257-3838 • www.UKathletics.com • Twitter @UKFootball, @jokerphillips  
Football Contacts: **Tony Neely** (tneely@uky.edu), **Susan Lax** (slax0@uky.edu), **Evan Crane** (wesley.crane@uky.edu)

## KENTUCKY COMPLETES SEC HOME SCHEDULE AGAINST VANDERBILT

Kentucky will complete its Southeastern Conference home schedule on Saturday, Nov. 3, when it plays host to Vanderbilt at Commonwealth Stadium. UK will enter a bye week after the contest before hosting Samford in the final home game of the year on Nov. 17 and ending the season at Tennessee on Nov. 24.

The Wildcats are coming off a 33-10 loss at Missouri last weekend. The UK defense continued to improve, limiting Missouri to 273 yards of total offense which was the lowest number of yards UK has allowed all season. UK's pass defense allowed only 87 passing yards which was the lowest number of passing yards allowed this season. The Wildcat defense also created a season-high three turnovers in the game, getting two interceptions from freshman cornerback J.D. Harmon and a fumble recovery.

Harmon was impressive in the effort for Kentucky, earning a career-best seven tackles on top of the two interceptions. Harmon became the first UK player to have two picks in one game since Winston Guy in the 2011 season opener against Western Kentucky. Junior linebacker Avery Williamson led UK with a career-high-tying 14 tackles, including the first quarterback sack of his career. It was Williamson's sixth double-figure tackle game of the season. Senior Collins Ukwu had two tackles for loss, including a sack, and added a blocked extra point.

UK struggled to find a rhythm offensively, posting 179 yards of total offense. Junior Raymond Sanders rushed 11 times for 64 yards and a touchdown, while fellow junior Jonathan George earned 37 rushing yards. Sophomore Demarco Robinson led the team in receiving with three catches for 56 yards.

Saturday's contest marks the 85th time the teams have faced each other -- more than any UK opponent except Tennessee -- with the Cats holding a 41-39-4 edge in the series. UK has won eight of the last 11.

## GAME CENTER

### KENTUCKY WILDCATS

Record: 1-8, 0-6 SEC  
Ranking: Not ranked  
Last game: L, 10-33 vs. Missouri (A)  
Coach: Joker Phillips (Kentucky, 1986)  
Record: 12-22 (Third season)  
at UK: 12-22 (Third season)  
vs. VU: 1-1

### VANDERBILT COMMODORES

Record: 4-4, 2-3 SEC  
Ranking: Not ranked  
Last game: W, 49-7 vs. UMass (H)  
Coach: James Franklin (East Stroudsburg, 1995)  
Record: 10-11 (Second season)  
at VU: 10-11 (Second season)  
vs. UK: 1-0

### Series Record vs. Vanderbilt:

Overall: UK leads 41-39-4  
in Lexington: UK leads 22-14-2

UK's last win over VU: 2010(38-20)

UK's last win over VU in Lexington: 2010 (38-20)

## QUICK NOTES

- Through games of Oct. 27, Kentucky had played the toughest schedule in the nation, according to the Anderson and Hester ratings a component of the BCS rankings. (UK also was No. 1 in the Colley Matrix through Oct. 20 but had not been updated as of this writing.) The teams that have played Kentucky have a combined record of 56-17 this season (.767), a record which improves to 51-12 (.810) when you subtract the games UK's opponents have played against each other.
- UK is fifth in the nation for most true freshmen played with 14, only two behind the national leader. Of Kentucky's 80 recruited scholarship players, 55 are freshmen or sophomores.
- UK is fourth in the nation for most total freshmen (true and redshirt frosh) played with 26, only two behind the national leader.
- Highlighting the youth is the Wildcat secondary, which has played six five freshmen this season. One of those freshman had a career day vs. Missouri in walk-on J.D. Harmon. The Paducah, Ky., native posted two interceptions and a career-best seven tackles in the game and was named Honorable Mention Defensive Back of the Week by the College Football Performance Awards.
- Junior linebacker Avery Williamson leads Kentucky and the SEC in total tackles with 95. He is second in the SEC in tackles per game (10.6) and has double-figure tackles in six of nine games this season, including two in a row.
- Injuries have wracked the Wildcats at quarterback, tailback and the safeties.
- UK freshman punter Landon Foster ranks seventh in the SEC and 31st nationally in punting, averaging 42.6 yards per punt. As a team, UK ranks 30th in net punting (39.3 net yards per punt).
- UK is 9-2 under Joker Phillips in games that the Wildcats win the turnover margin.

MONDAY - 29	TUESDAY - 30	WEDNESDAY - 31	THURSDAY - 1	FRIDAY - 2	SATURDAY - 3	SUNDAY - 4
News conference at Wildcat Den	Offensive/defensive coordinators Defensive players, assistant coaches available at Nutter, deadline 11:20 a.m.	Offensive/special teams players and assistant coaches available at Nutter, deadline 11:20 a.m. Coach Phillips on SEC teleconference 12:40 p.m.	Practice ends approx. 11:20, Coach Joker Phillips available	No media availability	Kentucky vs. Vanderbilt Noon EDT ESPNU	No media availability

**QUICK FACTS**

Location: Lexington, Ky.  
 Founded: 1865  
 Enrollment: 28,000  
 Nickname: Wildcats  
 Colors: Blue (PMS 286) and White  
 Conference: Southeastern (Eastern Division)  
 Stadium: Commonwealth Stadium (67,942)  
 President: Dr. Eli Capilouto  
 Athletics Director: Mitch Barnhart  
 Faculty Representative: Joseph L. Fink III

**COACHING STAFF**

Head coach: Joker Phillips  
 Assistant Coaches:  
 - Mike Cassity, defensive backs  
 - Rick Minter, defensive coordinator  
 - Greg Nord, special teams coord./tight ends  
 - Steve Pardue, running backs  
 - Randy Sanders, offensive coord./quarterbacks  
 - Chuck Smith, linebackers/recruiting. coord.  
 - Mike Summers, running game coord./offensive line  
 - David Turner, assistant head coach/def. line  
 - Pat Washington, passing game coord./WRs  
 - Kyle Krantz, graduate assistant/defense  
 - Steven Montalvo, graduate assistant/defense  
 - Tyler Sargent, graduate assistant/offense  
 - Andre Woodson, graduate assistant/offense

**MEDIA RELATIONS****Media Relations Director/Football Contact**

Tony Neely - 859-257-3838  
 tneely@uky.edu

**Associate Media Relations Dir./Football Contact**

Susan Lax - 859-257-8420  
 slax0@uky.edu

**Media Relations Assistant/Football Contact**

Evan Crane - 859-257-8431  
 wesley.crane@uky.edu

**Senior Associate AD/Communications**

DeWayne Peevy - 859-257-3838  
 dewayne.peevy@uky.edu

**Associate Media Relations Director**

John Hayden - 859-257-8429  
 john.hayden@uky.edu

**Assistant Media Relations Director**

Brent Ingram - 859-257-8504  
 brent.ingram@email.uky.edu

**Assistant Media Relations Director**

Deb Moore - 859-257-8506  
 deb.moore@email.uky.edu

**Assistant Media Relations Director/Web Coord.**

Pete Camagna - 859-257-8502  
 pca222@uky.edu

**Assistant Media Relations Director/New Media**

Guy Ramsey - 859-257-3838  
 guy.ramsey@uky.edu

Joker Phillips - @jokerphillips

UK Football - @UKFootball

UK Athletics - @UKAthleticsnews

UK Media Relations - @UKMediaNews

**MEDIA INFORMATION****CREDENTIAL REQUESTS**

Media credentials for the 2012 University of Kentucky football home schedule should be requested online at [www.sportssystem.com/kentucky](http://www.sportssystem.com/kentucky).

Credentials should be requested by the sports editor/director of the media entity. All of the credential requests from a media outlet should go on one credential form. If you have any questions, please contact DeWayne Peevy or Tony Neely at 859-257-3838.

Credentials for away games should be requested through the home team media relations director.

**UK WEBSITE – UKATHLETICS.COM**

Visit the official University of Kentucky Athletics web site at [UKathletics.com](http://UKathletics.com). The official Southeastern Conference web site is [secsports.com](http://secsports.com).

**UK ATHLETICS LAUNCHES FOOTBALL GAMEDAY SITE**

UKathletics.com has introduced an interactive, informative Football Gameday site designed to answer questions for fans that plan on attending the 2012 home games.

The site is broken down into eight categories: Shuttle Info, Directions and Traffic, Parking, Maps, RV Information, Commonwealth Stadium A-Z, About Lexington and Traditions. Should you have additional questions or concerns regarding your Gameday experience, please submit an email to [UKGameday@uky.edu](mailto:UKGameday@uky.edu).

**THE JOKER PHILLIPS SHOW™ SATELLITE FEED**

Sundays at 9:30 a.m. The digital feed coordinates are:

**KU Digital**

Satellite: AMC 9  
 Transponder: K8 – Slot A  
 D/L Freq: 11873.500 (V)  
 Bandwidth: 9 MHz  
 Orbital Slot: 83 degrees West Longitude  
 Symbol Rate: 3.9787  
 Data Rate: 5.5  
 FEC: 3/4

**UK MEDIA CONFERENCE**

The weekly news conference is held at 11:15 a.m. ET in the Wildcat Den at Commonwealth Stadium. Lunch begins at 11:15. Selected players are available from 11:45 to 12:00. An Olympic sports coach may be at 12:05. Coach Phillips begins at 12:05 or 12:15, depending on the availability of the Olympic sports coach. Selected quotes from the Monday media conference are available via [UKathletics.com](http://UKathletics.com) on Monday afternoon.

There will be no news conference on Nov. 5, the week of UK's open date.

**UK NEWS CONFERENCE VIDEO**

The Joker Phillips news conferences held on Mondays during the season will be available to the media for video download through XOS Video. E-mail Tony Neely for access information.

**SEC HEAD COACHES' TELECONFERENCE**

The SEC head coaches' teleconference is on Wednesdays from 11 a.m. to 1 p.m. ET. Coach Joker Phillips' time slot is 12:40 p.m. The call-in number is 877-381-5694. A passcode will be issued each week by the SEC office.

**INTERVIEWS AT PRACTICE**

Interviews will be conducted at the Nutter Training Center or by telephone at the conclusion of each practice on Tuesdays and Wednesdays.



**HEAD COACH  
JOKER PHILLIPS  
3RD SEASON**

- Named the 36th head coach of the Kentucky football program on Jan. 4, 2010
- Named the head coach in waiting of the Kentucky football program in Jan. 2008
- Joe "Joker" Phillips, Jr., was nicknamed "Joker" as a baby by his grandfather in order to distinguish him from his father, Joe Phillips Sr.
- Participated in football, basketball and track at Franklin-Simpson HS; all-state in football, playing quarterback and cornerback; all-region in baseball
- Wide receiver at UK under coaches Fran Curci and Jerry Claiborne, finishing his career fifth on the school career receiving list with 75 catches for 935 yards and nine touchdowns
- Wide receiver with Washington (NFL) in 1985 and 1987; Toronto (CFL) 1986
- Received bachelor's degree in advertising from UK in 1986

**PERSONAL**

**Born:** May 12, 1963  
**Hometown:** Franklin, Ky.  
**Alma Mater:** Kentucky, 1986  
**Family:** Wife, Dr. Leslie Phillips, a professor at Georgetown College in Georgetown, Ky.

**COACHING EXPERIENCE**

1988-89 - Kentucky Graduate Assistant Coach  
 1990 - Kentucky Assistant Recruiting Coordinator  
 1991-96 - Kentucky Assistant Coach (WR)  
 1997 - Cincinnati Assistant Coach (WR)  
 1998 - Cincinnati Assistant Coach (DB)  
 1999-2000 - Minnesota Assistant Coach (WR)  
 2001 - Notre Dame Assistant Coach (WR)  
 2002 - South Carolina Assistant Coach (WR)  
 2003-04 - Kentucky Assistant Coach (Recruiting Coordinator, WR)  
 2005-08 - Kentucky Assistant Coach (Offensive Coordinator, WR)  
 2009 - Kentucky Assistant Coach (Head Coach of the Offense, WR)  
 2010 - Present - Kentucky Head Coach

**HEAD COACHING RECORD**

Year	School	Overall	SEC
2010	Kentucky	6-7	2-6
2011	Kentucky	5-7	2-6
2012	Kentucky	1-8	0-6
<b>Total:</b>		<b>12-22</b>	<b>4-18</b>

**PHILLIPS VS. OPPONENTS**

Akron	.1-0
Arkansas	.0-1
Auburn	.0-1
Central Michigan	.1-0
Charleston Southern	.1-0
Florida	.0-3
Georgia	.0-3
Jacksonville State	.1-0
Kent State	.1-0
Louisville	.1-2
LSU	.0-1
Mississippi State	.0-3
Missouri	.0-1
Ole Miss	.1-1
Pittsburgh	.0-1
South Carolina	.1-2
Tennessee	.1-1
Vanderbilt	.1-1
Western Kentucky	.2-1

**GAME NOTES VS. VANDERBILT**

**SERIES RECORD VS. VANDERBILT**

- Vanderbilt and Kentucky meet for the 85th time in school history.
- Kentucky leads the all-time series 41-39-4.
- Kentucky has won eight of the last 11 meetings between the two schools.
- Vanderbilt defeated Kentucky 38-8 last season in Nashville, marking UK's first loss to Vanderbilt in Nashville since 2003.
- Kentucky leads the all-time series in games played in Lexington 22-14-2, including six of the last eight contests in Lexington dating back to 1996 .
- The last time the two played in Lexington, the Wildcats won 38-20.
- The teams first meet in 1896, a 6-0 Vanderbilt victory in Nashville.
- The teams have met annually since 1953.
- The series has had a remarkable number of close games, as 35 of the 84 games (41.6 percent) have been decided by seven points or less, with UK leading the series 16-15-4 in those games.
- Kentucky has shut out the Commodores six times, while Vanderbilt has recorded 13 shutouts in the series history.
- Biggest UK win: 51 points (1978, 53-2 in Lexington) ... Biggest Vandy win: 50 points (1897, 50-0 in Nashville) ... Current streak: VU has won one.

**SCOUTING VANDERBILT**

- After winning three of their last four games, the Commodores have bowl eligibility in their sights as they enter Commonwealth Stadium. Vanderbilt is coming off back-to-back home wins against Auburn and Massachusetts, moving its record to 4-4, 2-3 in the Southeastern Conference.
- Defense has been the story for the Commodores under second-year head coach James Franklin. VU ranks high in almost every defensive category, including third in the conference and fifth in the nation in passing defense allowing only 151 passing yards a game. Vanderbilt is also 12th nationally in pass efficiency defense and 21st nationally in both scoring defense and total defense. Top-10 ranked Florida and Georgia are the only teams this season to score more than 15 points against the Commodores.
- Three Vanderbilt players have seven or more tackles for loss this season, including linebacker Chase Garnham, who has 50 tackles, seven tackles for loss, five sacks and two quarterback hurries. Safety/linebacker Karl Butler leads the team in tackles for loss with eight, while defensive tackle Jared Morse has seven. Defensive back Andre Hal paces the team with six pass breakups, while defensive back Trey Wilson has two interceptions. Safety Kenny Ladler leads the team in tackles with 51.
- Offensively, Vanderbilt is coming off a strong 49-point performance last week against Massachusetts. Running back Zac Stacy has been the top rusher this season for VU, gaining 683 yards on 131 carries for five touchdowns, while Wesley Tate has four touchdowns on 57 carries. Quarterback Jordan Rogers has been strong this season, completing 58.9 percent of his passes for 1,458 yards and five touchdowns. Rogers favorite receiver has been Jordan Matthews, who has 56 carries for 775 yards and three touchdowns. Matthews ranks second in the conference and tied for 16th nationally in receptions per game, while Chris Boyd ranks fifth in the conference with 29 catches and a touchdown.
- Vanderbilt has also done a great job controlling field position this season, ranking 14th nationally and third in the conference in net punting at 40.55. Richard Kent has handled the punting this season with an average of 45.56 to rank top-10 nationally.

**KENTUCKY-VANDERBILT TIES**

- Vanderbilt has one player on its 2012 roster that is from the state of Kentucky. Wide receiver John Cole, a redshirt senior, is from Somerset, Ky., and attended Somerset High School.
- Kentucky has 12 players on its roster from the state of Tennessee, including Christian Coleman (Milan), Landon Foster (Franklin), Cody Lewis (Alcoa), Patrick Ligon (Germantown), Shaquille Love (Harriman), Dyshawn Mobley (Powell), Martavius Neloms (Memphis), Tyler Robinson (Friendsville), William Tanner (Nashville), Collins Ukwu (LaVergne), Darrell "D.J." Warren (Alcoa) and Avery Williamson (Milan).
- Historically, two of Kentucky's early coaches, John J. Tigert and S.A. Boles, were Vanderbilt graduates. Tigert coached UK to a 10-2-3 mark in 1915-16 and Boles had a 3-5-1 record in 1917.
- Current UK administrator John Cropp also has Vanderbilt ties. Cropp played for VU in the late 1950s while he also served as an assistant coach for the Commodores and later an assistant athletic director.
- UK assistant head coach and defensive line coach David Turner coached at Vanderbilt from 2002-05 when he served as the recruiting coordinator and defensive line coach for the Commodores.

**LAST GAME VS. VANDERBILT**

Kentucky couldn't continue its winning ways coming off its first SEC win of the year in 2011, beginning a two-game road swing with a 38-8 loss to the Vanderbilt Commodores at Vanderbilt Stadium in Nashville, Tenn.

Vanderbilt scored on three straight possessions in the second quarter for a 24-0 halftime lead, adding

## COMPARISON STATS

Kentucky		VU
1-8	Record	4-4
0-6	Conference Record	2-3
18.2	Scoring/Game	23.6
17.1	First Downs/Game	18.6
294.8	Total Offense/Game	377.4
117.2	Rushing Yards/Game	166.1
177.6	Passing Yards/Game	211.2
41.6	Kickoff Returns (avg.)	22.2
6.1	Punt Returns (avg.)	9.1
39.3	Net Punting (avg.)	40.6
23:52	Time of Possession/Game	29:37
38.7	Third Down Conv. (pct.)	29.2
8.3	Fourth Down Conversion (pct.)	45.5
-5/-0.56	Turnover Margin	+3/+0.38
32.4	Points Allowed/Game	19.2
409.6	Total Yards Allowed/Game	323.2
171.8	Rush Yards Allowed/Game	172.2
237.8	Pass Yards Allowed/Game	151.0

14 more points in the second half to claim the SEC victory. The Commodores were led in the game by tailback Zac Stacy, who rushed 28 times for 135 yards and three touchdowns. Quarterback Jordan Rodgers threw for 207 yards and two TDs, while his top receiver was Jordan Matthews, who had six catches for 131 yards and a touchdown.

Vanderbilt opened the scoring in the first quarter when Stacy scored a three-yard run to give the Commodores a 7-0 lead. After UK senior Randall Burden made a key interception near the goal line on Vanderbilt's next drive, the Commodores tallied on their next three possessions.

Vanderbilt increased its lead to 14-0 when Rodgers hit Chris Boyd for a 14-yard touchdown reception. VU went up 21-0 on an eight-play, 59-yard drive that ended with Stacy's second touchdown of the game, this one from eight yards out.

The Commodores got the ball back with around three minutes to go in the half and took its lead to 24-0 with 39 seconds to go when Ryan Fowler connected on a 32-yard field goal.

Vanderbilt got a 49-yard touchdown catch from Rodgers to Matthews to get on the board first in the second half. Kentucky replied with just over a minute to go in the third quarter when true freshman quarterback Maxwell Smith connected with senior tight end Nick Melillo on a 22-yard reception for his first career touchdown. UK went for the two-point conversion and converted it when Smith found Matt Roark in the back of the endzone.

For the game, Smith completed 15 of 31 passes for 179 yards. La'Rod King led the receivers with five catches for 82 yards. Melillo had his best game as a Wildcat with four catches for 59 yards. Randall Burden and Winston Guy led the defenders with nine tackles apiece.

### ON THIS DATE IN WILDCAT HISTORY

- Saturday's matchup with Vanderbilt marks just the 15th time in school history that the Wildcats have played on Nov. 3.
- UK has an 8-6 all-time record on games played on this date.
- The last game played on this date was UK's 17-14 loss to Mississippi State in 2001 in Starkville.
- Kentucky and Vanderbilt have met only once on this date with the Commodores earning a 14-7 victory in Nashville.
- The Wildcats are 6-1 all-time at home on this date.

### TURNOVERS TELL THE TALE

Turnover margin has been called the most important statistic in football and Kentucky Coach Joker Phillips certainly would agree.

In Phillips' three seasons as head coach, UK is 9-2 in games in which the Wildcats win the turnover margin; 2-5 when the margin is tied; and 1-13 when the Cats lose the turnover battle.

Put another way, UK is +14 in turnover margin in victories and -19 in losses in the 2010, 2011 and 2012 seasons.

### UK IN THE BLUE ZONE (20-AND-IN)

Kentucky has converted 17 of 22 opportunities (77.3 percent) in the "Blue Zone" (20-yard-line and in) for 111 points (15 touchdowns, two field goals, two turnovers, one lost on downs, two end of half).

UK ranks 11th in the SEC in "Blue Zone" defense as opponents have converted 33 of 40 opportunities (82.5 percent) for 203 points (26 touchdowns, seven field goals, one missed field goal, four lost on downs, two end of half).

## 2012 SEC STANDINGS

### EASTERN DIVISION

Team	SEC	Pct.	All	Pct.
Florida	6-1	.857	7-1	.875
Georgia	5-1	.833	7-1	.875
South Carolina	5-2	.714	7-2	.778
Vanderbilt	2-3	.400	4-4	.500
Missouri	1-4	.200	4-4	.500
Tennessee	0-4	.000	3-4	.429
Kentucky	0-6	.000	1-8	.111

### WESTERN DIVISION

Team	SEC	Pct.	All	Pct.
Alabama	5-0	1.000	8-0	1.000
LSU	3-1	.750	7-1	.875
Mississippi St.	3-1	.750	7-1	.875
Texas A&M	3-2	.600	6-2	.750
Ole Miss	2-2	.500	5-3	.625
Arkansas	2-3	.400	3-5	.375
Auburn	0-6	.000	1-7	.125



### RECAP OF LAST WEEK'S GAMES

Alabama 38, Mississippi St. 7  
 Texas A&M 63, Auburn 21  
 Vanderbilt 49, UMass 7  
 Georgia 17, Florida 9  
 Ole Miss 30, Arkansas 27  
 Missouri 33, Kentucky 10  
 South Carolina 38, Tennessee 35

### THIS WEEK'S SCHEDULE

Saturday, Nov. 3

Missouri at Florida noon ESPN2  
 Texas A&M at Mississippi St. noon ESPN  
 Vanderbilt at Kentucky noon ESPNU  
 Troy at Tennessee noon FSN  
 Tulsa at Arkansas 12:21 PM SEC Network  
 New Mexico State at Auburn 12:30 PM CSS  
 Ole Miss at Georgia 3:30 CBS  
 Alabama at LSU 8:00 PM CBS



### NEXT UP

Samford  
 Nov. 17, 2012 - time/TV is TBA  
 Lexington, Ky.  
 Commonwealth Stadium  
 (67,942)

## NATIONAL POLLS

### THE ASSOCIATED PRESS POLL (WEEK 10)

- Alabama (60) 8-0 1500
- Oregon 8-0 1412
- Kansas State 8-0 1382
- Notre Dame 8-0 1344
- LSU 7-1 1216
- Ohio State 9-0 1158
- Georgia 7-1 1145**
- Florida 7-1 1075**
- Florida State 8-1 1046
- Clemson 7-1 914
- South Carolina 7-2 823**
- Louisville 8-0 817**
- Oregon State 6-1 762
- Oklahoma 5-2 758
- Stanford 6-2 627
- Texas A&M 6-2 580
- Mississippi State 7-1 559**
- USC 6-2 418
- Boise State 7-1 406
- Texas Tech 6-2 388
- Nebraska 6-2 249
- Louisiana Tech 7-1 209
- West Virginia 5-2 126
- Arizona 5-3 106
- UCLA 6-2 103

**Others receiving votes:** Toledo 88, Rutgers 74, Oklahoma State 72, Texas 55, Kent State 33, Tulsa 17, Northern Illinois 12, Washington 8, Northwestern 7, Ohio 4, Wisconsin 4, Michigan 2, Louisiana-Monroe 1

### USA TODAY/ESPN COACHES POLL (WEEK 10)

- Alabama (59) 8-0 1475
- Oregon 8-0 1391
- Kansas State 8-0 1366
- Notre Dame 8-0 1307
- LSU 7-1 1225
- Georgia 7-1 1149**
- Florida State 8-1 1121
- Florida 7-1 1024**
- Clemson 7-1 976
- Louisville 8-0 888**
- South Carolina 7-2 838**
- Oklahoma 5-2 758
- Oregon State 6-1 684
- Boise State 7-1 634
- Stanford 6-2 626
- Texas A&M 6-2 592
- USC 6-2 583
- Mississippi State 7-1 569**
- West Virginia 5-2 326
- Texas Tech 6-2 284
- Nebraska 6-2 283
- Texas 6-2 200
- Louisiana Tech 7-1 191
- Oklahoma State 5-2 166
- Rutgers 7-1 151

**Others receiving votes:** Northwestern 77, UCLA 61, Toledo 59, Northern Illinois 39, **Kent State 26**, Tulsa 19, Wisconsin 15, Arizona 14, Michigan 11, Louisiana-Monroe 10, Ohio 9, Cincinnati 8, Iowa State 6, Utah State 4, **Western Kentucky 4**, Ole Miss 3, Arizona State 2, Michigan State 1

### 2012 UK Opponents in Bold

## CATS No. 1 in SOS

Through games of Oct. 27, Kentucky has played the toughest schedule in the nation, according to the Anderson and Hester ratings, a component of the BCS rankings. (UK also was No. 1 in the Colley Matrix through games of Oct. 20, but had not been updated as of this writing.) Here are some notes on the Wildcat slate:

- UK's nine opponents have a combined record of 56-17 (.767).
- Subtracting games played against each other, UK opponents are 51-12 (.810)
- This marks only the second time in school history that UK has played five ranked opponents in the first eight games of the season.

## GETTING FRESH

Kentucky has played 26 freshmen, including 14 true freshmen. UK ranks fifth in the nation for playing true frosh.

The following freshmen that have seen action are:

### True Freshmen:

#### Offense:

QB Jalen Whitlow (has started)  
 QB Patrick Towles  
 OT Jordan Swindle  
 TB Dyshawn Mobley  
 WR A.J. Legree  
 WR DeMarcus Sweat

#### Defense:

S Daron Blaylock (has started)  
 S Zack Blaylock (has started)  
 CB Fred Tiller  
 CB J.D. Harmon  
 CB Cody Quinn (has started)  
 LB Pancho Thomas  
 LB Khalid Henderson  
**Special Teams:**  
 P Landon Foster (has started)

### Redshirt Freshmen:

#### Offense:

OL Zach West (has started)  
 WR Daryl Collins (has started)  
 OL Jack Gruenschlaeger  
 WR Bookie Cobbins  
 WR Rashad Cunningham

#### Defense:

LB Josh Forrest  
 DL Farrington Huguenin  
 LB TraVaughn Paschal  
 LB Demarius Rancier  
 LB Jabari Johnson

#### Special Teams:

HOL Jared Leet  
 SN Kelly Mason

### First-time starters (all classes):

Louisville - Redshirt freshman WR Daryl Collins, sophomore TE Ronnie Shields, redshirt freshman OG Zach West, junior LB Avery Williamson, sophomore LB Tyler Brause, sophomore LB Miles Simpson, sophomore S Ashely Lowery  
Florida - Junior TB Jonathan George, junior DT Tristian Johnson, freshman CB Cody Quinn  
South Carolina - Sophomore WR Demarco

## KENTUCKY VS. VANDERBILT

Year	UK Record	VU Record	Site	Score
1896	0-1-0	0-0-0	Nashville	Vanderbilt, 6-0
1897	2-1-0	3-0-0	Nashville	Vanderbilt, 50-0
1901	0-0-0	0-0-0	Nashville	Vanderbilt, 22-0
1906	0-0-0	0-0-0	Nashville	Vanderbilt, 28-0
1907	2-0-0	0-0-0	Nashville	Vanderbilt, 40-0
1911	5-1-0	5-1-0	Nashville	Vanderbilt, 18-0
1916	2-0-0	2-0-0	Lexington	Vanderbilt, 45-0
1917	2-0-1	1-1-0	Lexington	Vanderbilt, 5-0
1918	1-0-0	0-2-0	Nashville	Vanderbilt, 33-0
1919	2-2-0	2-1-1	Lexington	Tied, 0-0
1920	2-1-1	2-2-0	Nashville	Vanderbilt, 20-0
1921	2-0-0	2-0-0	Lexington	Vanderbilt, 21-14
1922	5-1-0	5-0-1	Nashville	Vanderbilt, 9-0
1927	1-3-1	4-1-0	Nashville	Vanderbilt, 34-6
1928	3-1-0	5-0-0	Nashville	Vanderbilt, 14-7
1937	0-0-0	0-0-0	Nashville	Vanderbilt, 12-0
1938	2-0-0	2-0-0	Lexington	Vanderbilt, 14-7
1939	1-0-0	1-0-1	Nashville	Kentucky, 21-13
1940	3-0-0	1-1-0	Nashville	Tied, 7-7
1941	2-0-0	2-0-0	Lexington	Vanderbilt, 39-15
1942	2-1-0	2-0-0	Lexington	Vanderbilt, 7-6
1945	1-3-0	2-1-0	Nashville	Vanderbilt, 19-6
1946	3-1-0	3-0-0	Lexington	Kentucky, 10-7
1947	3-1-0	3-0-0	Nashville	Kentucky, 14-0
1948	1-2-0	0-2-1	Lexington	Vanderbilt, 26-7
1953	4-2-1	1-5-0	Nashville	Kentucky, 40-14
1954	4-3-0	0-5-0	Lexington	Kentucky, 19-7
1955	4-2-1	4-2-0	Nashville	Vanderbilt, 34-0
1956	4-3-0	5-2-0	Lexington	Kentucky, 7-6
1957	1-6-0	3-1-2	Nashville	Vanderbilt, 12-7
1958	3-4-0	4-1-2	Lexington	Tied, 0-0
1959	2-5-0	2-3-1	Nashville	Vanderbilt, 11-6
1960	3-4-0	2-4-0	Lexington	Kentucky, 27-0
1961	3-4-0	2-4-0	Nashville	Kentucky, 16-3
1962	1-4-2	0-7-0	Lexington	Kentucky, 7-0
1963	2-5-0	0-6-0	Nashville	Tied, 0-0
1964	3-4-0	1-4-1	Lexington	Kentucky, 22-21
1965	5-2-0	2-4-1	Nashville	Kentucky, 34-0
1966	2-4-1	1-5-0	Lexington	Kentucky, 14-10
1967	1-6-0	2-4-0	Nashville	Kentucky, 12-7
1968	3-4-0	3-3-1	Lexington	Vanderbilt, 6-0
1969	2-5-0	2-5-0	Nashville	Vanderbilt, 42-6
1970	2-6-0	2-6-0	Lexington	Vanderbilt, 18-17
1971	2-6-0	3-4-1	Nashville	Kentucky, 14-7
1972	2-6-0	3-5-0	Lexington	Kentucky, 14-13
1973	4-4-0	4-3-0	Nashville	Kentucky, 27-17
1974	4-4-0	5-2-0	Lexington	Kentucky, 38-12
1975	2-5-1	4-4-0	Nashville	Vanderbilt, 13-3
1976	5-3-0	1-6-0	Lexington	Kentucky, 14-0
1977	7-1-0	1-6-0	Nashville	Kentucky, 28-6
1978	3-4-1	1-7-0	Lexington	Kentucky, 52-3
1979	3-5-0	1-7-0	Nashville	Kentucky, 29-10
1980	2-6-0	1-7-0	Lexington	Kentucky, 31-10
1981	1-7-0	3-5-0	Nashville	Kentucky, 17-10
1982	0-7-1	4-3-0	Lexington	Vanderbilt, 23-10
1983	5-2-1	2-6-0	Nashville	Kentucky, 17-8
1984	6-2-0	5-3-0	Lexington	Kentucky, 27-18
1985	5-3-0	2-5-1	Nashville	Vanderbilt, 31-24
1986	3-4-1	1-7-0	Lexington	Kentucky, 34-22
1987	5-3-0	2-6-0	Nashville	Vanderbilt, 38-29
1988	4-4-0	3-4-0	Lexington	Kentucky, 14-13
1989	5-3-0	1-7-0	Nashville	Kentucky, 15-11
1990	3-5-0	1-6-0	Lexington	Kentucky, 28-21
1991	3-5-0	4-5-0	Nashville	Vanderbilt, 17-7
1992	4-4-0	2-5-0	Lexington	Vanderbilt, 20-7
1993	5-3-0	2-5-0	Nashville	Vanderbilt, 12-7
1994	1-7-0	4-4-0	Lexington	Vanderbilt, 24-6
1995	3-5-0	0-7-0	Nashville	Vanderbilt, 14-10
1996	3-6	2-7	Lexington	Kentucky, 25-0
1997	4-5	3-6	Nashville	Kentucky, 21-10
1998	7-3	2-7	Lexington	Kentucky, 55-17
1999	5-4	5-4	Nashville	Kentucky, 19-17
2000	2-7	2-7	Lexington	Vanderbilt, 24-20
2001	1-7	2-6	Nashville	Kentucky, 56-30
2002	6-4	2-8	Lexington	Kentucky, 41-21
2003	4-5	1-9	Nashville	Vanderbilt, 28-17
2004	1-8	2-7	Lexington	Kentucky, 14-13
2005	2-6	4-5	Nashville	Kentucky, 48-43
2006	5-4	4-6	Lexington	Kentucky, 38-26
2007	6-3	5-4	Nashville	Kentucky, 27-20
2008	6-4	5-4	Lexington	Vanderbilt, 31-24
2009	5-4	2-8	Nashville	Kentucky, 24-13
2010	5-5	2-7	Lexington	Kentucky, 38-20
2011	4-5	4-5	Nashville	Kentucky, 38-8

### Series Information

First Meeting: 1896, Vanderbilt 6-0 (Nashville)  
 Last Meeting: 2011, Vanderbilt 38-8 (Nashville)  
 Current Streak: VU has won one  
 at Lexington: Kentucky leads 22-14-2  
 at Nashville: Vanderbilt leads 25-19-2



*La'Rod King returns for his senior season already ranking as one of the top pass catchers in school history. King's numbers have increased each season, showing the progression that every player hopes to display. He caught 40 passes for 598 yards and seven touchdowns last year.*

### KENTUCKY'S 1,000-YARD RECEIVERS

#	Player	Years	Rec	Yards	Avg	TD	Career TD Rank
1.	Craig Yeast	1995-98	208	2,899	13.9	28	1st
2.	Keenan Burton	2003-07	189	2,376	12.6	25	2nd
3.	Derek Abney	2000-03	197	2,339	11.9	18	T3rd
4.	Dicky Lyons Jr.	2004, 2006-08	141	1,752	12.4	18	T3rd
5.	Quentin McCord	1996-2000	112	1,743	15.6	15	7th
6.	Randall Cobb	2008-10	144	1,661	11.5	13	T9th
7.	<b>La'Rod King</b>	<b>2009-present</b>	<b>122</b>	<b>1,620</b>	<b>13.3</b>	<b>17</b>	<b>T5th</b>
8.	Anthony White	1996-99	194	1,520	7.8	8	
9.	Felix Wilson	1977-79	90	1,508	16.8	10	
10.	Tom Hutchinson	1960-62	94	1,483	15.7	9	
11.	Kevin Coleman	1995-98	107	1,428	13.3	13	T9th
12.	Larry Seiple	1964-66	72	1,422	19.8	10	
13.	Jacob Tamme	2004-07	133	1,417	10.6	11	
14.	Rafael Little	2004-07	131	1,324	10.1	5	
	James Whalen	1997-99	120	1,324	11.0	13	T9th
16.	Rick Kestner	1963-65	82	1,280	15.6	10	
17.	Chris Matthews	2009-10	93	1,279	13.7	12	
18.	Derek Smith	1999-01	89	1,224	13.8	9	
19.	Phil Logan	1987-90	83	1,219	14.7	7	
20.	Steve Meilinger	1951-53	75	1,210	16.1	17	T5th
21.	Steve Johnson	2006-07	72	1,200	16.6	14	8th
22.	Derek Homer	1997-2000	129	1,052	8.2	2	

### MILESTONES TO WATCH

- Wide receiver La'Rod King has 1,620 career receiving yards and needs 41 more to tie Randall Cobb for sixth place on the UK career list.
- La'Rod King has 17 career touchdowns and needs one more to tie Derek Abney and Dicky Lyons Jr. for third on UK's career TD list.

Robinson

Mississippi State - Freshman QB Jalen Whitlow

Arkansas - Freshmen safeties Daron Blaylock and Zack Blaylock

Missouri - Junior TE Patrick Ligon

### FOUNTAIN OF YOUTH

With 14 true freshmen having played so far, UK ranks fifth in the nation for playing the most true frosh, only one behind a four-way tie for first. Of Kentucky's 80 recruited scholarship players, 55 are freshmen or sophomores.

SEC rules allow 70 players on a league road trip. UK took 46 freshmen and sophomores on the SEC opening visit to "The Swamp" in Gainesville.

### KENTUCKY BY THE NUMBERS

Record	1-8
SEC	0-6
West	0-2
East	0-4
Non-Conference	1-2
Home	1-4
Road	0-4
Neutral site	0-0
Night	1-4
Day	0-4
TV Games	1-8
CBS	0-0
ESPN	0-1
ESPNU	0-2
ESPN2	0-1
SEC Network	0-2
Fox Sports South	0-2
CSS	1-0

UK scores on first possession	0-1
Opponent scores on first possession	0-5
UK scores first	0-2
Opponent scores first	1-6
UK leads after 1st quarter	0-1
Opponent leads after 1st quarter	1-6
Teams are tied after 1st quarter	0-1
UK leads at halftime	1-1
Opponent leads at halftime	0-7
Teams are tied at halftime	0-0
UK leads after 3rd quarter	1-0
Opponent leads after 3rd quarter	0-8
Teams are tied after 3rd quarter	0-0
Game goes to overtime	0-1

Scoring less than 20 pts	0-6
Scoring 20+ points	1-2
Scoring 30+ points	1-1
Allowing less than 20 pts	1-0
Allowing 20+ points	0-8
Allowing 30+ points	0-6

UK has more total yards	1-1
Opponent has more total yards	0-7
UK has more rushing yards	1-1
Opponent has more rushing yards	0-7
UK has more passing yards	1-2
Opponent has more passing yards	0-6
Rushing for less than 100 yards	0-3
Rushing for over 100 yards	1-4
Rushing for 200+ yards	0-1
Passing for 200+ yards	0-0
Passing for 300+ yards	0-0

UK has 100-yard rusher	1-0
Opponent has 100-yard rusher	0-5

No turnovers	1-2
One or two turnovers	0-2
3 or more turnovers	0-3
No takeaways	0-1
3 or more takeaways	0-1

UK has more penalties	0-3
Opponent has more penalties	1-3
Teams have equal penalties	0-2

UK has more time of possession	0-1
Opp. has more time of possession	1-7

UK defense scores	1-0
Opponent defense scores	0-2
UK returns KO/Punt for touchdown	0-0
Opponent returns KO/Punt for TD	0-0
Playing on natural grass	1-7
Playing on artificial surface	0-1
Wearing blue uniforms	1-2
Wearing white uniforms	0-3
Wearing white uniforms/blue pants	0-1
Wearing blue jerseys/white pants	0-1
Wearing black uniforms	0-1

Against Arkansas, 23 of the 30 defensive players who traveled to Arkansas were freshmen or sophomores.

### **INJURIES PILE UP AT QB, TB, S**

Injuries are hitting the Wildcats hard at three positions groups -- quarterbacks, tailbacks and the safety spots.

At QB, starter Maxwell Smith might be out for the season with a torn ankle ligament and backup Patrick Towles is dealing with a sprained ankle.

At TB, 2011 starter Josh Clemons (knee) and 2012 starter CoShik Williams (hip) are lost for the season.

At safety, Dakotah Tyler (knee) and Glenn Faulkner (ankle) are out for the season, while Martavius Neloms (hamstring) and Mikie Benton (ankle) are also dealing with injuries.

For more details, see the note below.

### **AT LEAST FOUR KEY CATS OUT FOR THE SEASON WITH INJURY**

Injuries continue to plague the Wildcats this season as at least four players have been sidelined for the season due to injury.

Fifth-year senior tailback CoShik Williams will miss the remainder of the season and ends his UK career with a torn labrum in his hip suffered during the Western Kentucky game.

Williams, who came to Kentucky as a walk-on, played in 25 games as a Wildcat, including seven starts. He rushed for 738 yards, averaging 4.3 per carry, with seven touchdowns. He played in two games of the season, recording 14 carries for 66 yards. He had a career-high 148 yards last season in the win over Jacksonville State, along with 111 yards and two touchdowns in the victory over Ole Miss. He also scored what proved to be the game-winning touchdown in the historic triumph over Tennessee.

As a sophomore, his top game came in the win over Charleston Southern, when he ran for 95 yards and a career-best three TDs.

Williams was named the starter in mid-2011 after sophomore running back Josh Clemons was forced to sit out the rest of the season, recovering from a knee injury from last season. Prior to the season opener vs. Louisville, Clemons had an arthroscopic procedure and will miss the remainder of 2012.

Also missing the rest of the season is junior safety Dakotah Tyler who suffered an ACL tear vs. South Carolina. Tyler had played in five games, charting 12 tackles and had one pass breakup for the Wildcats.

Sophomore safety Glenn Faulkner, who played as a true freshman, incurred an ankle injury in August and will miss the remainder of the season.

Sophomore starting quarterback Maxwell Smith could be out for the remainder of the season with a torn left ankle ligament that required surgery. Smith injured his ankle on the second play of the South Carolina game. He had missed the previous game at Florida with a separated shoulder.



## **Commonwealth Stadium**

***On game day, Commonwealth Stadium often becomes the third-largest city in Kentucky.***

- The Cats are in their 40th season at Commonwealth Stadium.
- Since its opening in 1973, Kentucky has played 254 games within the friendly confines of Commonwealth Stadium. UK has a 135-115-4 record (.539) in Commonwealth.
- Since the 1999 expansion, UK has averaged 64,828 fans per game and ranked in the nation's top 30 teams in attendance for 12 seasons. Both the single game and season attendance record has been broken in recent years.
- The crowd of 71,024 vs. Florida on Oct. 20, 2007 was the largest crowd in the 39-year history of Commonwealth Stadium. The previous stadium record was 71,022 for the 1999 Tennessee game.
- The playing surface is named C.M. Newton Field in honor of the former UK Director of Athletics.

### **Facts and Figures on Commonwealth Stadium:**

Seating Capacity: 67,942, including the Commonwealth Suites. With game workers, media, etc., total attendance can exceed 70,000.

Video Boards: Video boards by Daktronics measuring at 39 by 79 feet, each, bring a total of 6,162 square feet of video capability. The video boards put UK among the nation's leaders in video square footage.

Sound System: Sportsound system will deliver pounding bass energy, smooth mid- and high-range frequencies, and high-impact entertainment. Components of the sound system include a main speaker cluster behind the end zone, under-balcony speakers and concourse speakers.

Ribbon Boards: Commonwealth Stadium's interior seating bowl has LED ribbon boards, allowing fans a more enjoyable experience.

### **Game Day Experiences**

The "Cat Walk": Fans are encouraged to greet the team when the Wildcats arrive for the "Cat Walk." The team buses will arrive at the Nutter Field House approximately two hours and 15 minutes before the game and the players will make the "Cat Walk" to their stadium entry point at Gate 1. Fans are encouraged to line up on the sidewalk and cheer the players as they enter the stadium.

A siren will be sounded while the team buses are on their way to the stadium. That's the fans' cue to proceed to the Cat Walk area to greet the team.

Wildcat Refuge: Fans of all ages, but especially the younger Wildcats, will enjoy playing at the Wildcat Refuge, located outside of the southwest corner (outside Gate 9) of Commonwealth Stadium. There are five giant inflatable games that are available two hours before kickoff.

UK Marching Band Will Parade Around Stadium: The UK Marching Band will parade around the stadium, beginning approximately one hour prior to kickoff. The parade will begin at and return to Gate 4.

### **TOP 10 COMMONWEALTH ATTENDANCES**

1.	71,024	Florida, 2007
2.	71,022	Tennessee, 1999
3.	71,017	Georgia, 2002
4.	71,011	Florida, 2009
5.	70,988	Louisville, 2009
6.	70,981	Tennessee, 2009
7.	70,971	Florida, 1999
8.	70,967	Alabama, 2009
9.	70,902	LSU, 2007
10.	70,884	Georgia, 2010

## TRACKING KENTUCKY'S 2012 OPPONENTS

Opponent	UK vs. Opp	Opp. Record	Last game	Next Up
Louisville	L, 32-14	8-0	W, vs. Cincinnati 34-31 OT	vs. Temple (11/3)
Kent State	W, 47-14	7-1	W, at Rutgers 35-23	vs. Akron (11/3)
WKU	L, 32-31 OT	6-2	W, at FIU 14-6	vs. Middle Tennessee (11/1)
Florida	L, 38-0	7-1	L, vs. Georgia 17-9	vs. Missouri (11/3)
South Carolina	L, 38-17	7-2	W, at Tennessee 38-35	vs. Arkansas (11/10)
Mississippi State	L, 27-14	7-1	L, at Alabama 38-7	vs. Texas A&M (11/3)
Arkansas	L, 49-7	3-5	L, vs. Ole Miss 30-27	vs. Tulsa (11/3)
Georgia	L, 24-29	7-1	W, at Kentucky 29-24	vs. Florida (10/27)
Missouri	L, 10-33	4-4	W, vs. Kentucky 33-10	at Florida (11/3)
Vanderbilt	11/3	4-4	W, vs. Massachusetts 49-7	at Kentucky (11/3)
Samford	11/17	5-3	L, at Chattanooga 20-13	vs. Wofford (11/3)
Tennessee	11/24	3-5	L, 38-35 vs. South Carolina	vs. Missouri (11/10)

### WARFORD, WILLIAMSON ARE MID-SEASON ALL-SEC

Offensive guard Larry Warford and linebacker Avery Williamson have been chosen to the Mid-Season All-Southeastern Conference teams selected by *Phil Steele's College Football*. Warford is a first-team choice and Williamson is on the third team.

Warford, who is also a second-team Mid-Season All-America pick by the Steele magazine, has been outstanding this season against what is currently rated the nation's fifth-toughest schedule. The senior from Richmond, Ky., leads the team with 26 knockdown blocks in the first six games. He was named SEC Lineman of the Week following UK's win over Kent State in which he graded at 91.7 percent and helped limit Roosevelt Nix, former Mid-America Conference Defensive Player of the Year, to only two assisted tackles.

Williamson leads the SEC in total tackles (95) and is second in the league in tackles per game (10.6). He has added an interception, a sack, a fumble recovery, two pass breakups and has caused one fumble.

### THREE DIFFERENT QB STARTERS FOR FIRST TIME SINCE 1979

With true freshman Jalen Whitlow starting at quarterback vs. Mississippi State on Oct. 6, Kentucky started three different quarterbacks in three consecutive games for the first time since 1979. With Maxwell Smith out due to injury, Morgan Newton started at Florida. Smith returned vs. South Carolina but was injured on the second play of the game. Whitlow took the first snap vs. MSU.

Note that official start charts are available only since 1993, but this conclusion was made based on game statistics and play-by-plays. In '79, Mike Shutt, Randy Jenkins and Juan Portela appeared to be the starting QBs in consecutive games against Indiana, Maryland and West Virginia, respectively.

### SANDERS HAS JUGGLED QUARTERBACKS SINCE 2008

Offensive coordinator/quarterbacks coach Randy Sanders is no stranger in dealing with changes in quarterback situations as he's been in that situation that past five seasons at Kentucky.

Sanders came to UK in 2006, during the midst of Andre' Woodson starting every game at QB from 2005-07 but since then, UK has had at least two starting quarterbacks each season. Here's a list:

2008 – Mike Hartline started first eight games, Randall Cobb next four, then Hartline in UK's win in the AutoZone Liberty Bowl

2009 – Hartline started first five games, Morgan Newton the final eight (note that Will Fidler also saw significant action, as did Cobb as a "WildCobb" formation QB)

2010 – Hartline first 11 games, Newton the last game (note that Cobb continued to see significant appearances as the WildCobb QB)

2011 – Newton started first eight games, Maxwell Smith the next three, then Matt Roark in the win over Tennessee

2012 – Smith started three games, Newton one, Smith again for one, then Jalen Whitlow for four (a fourth QB, Patrick Towles, also has played)

### PHILLIPS TEACHING DISCIPLINE

Kentucky head coach Joker Phillips has preached the message of discipline to his team since being named head coach last season and that message has been delivered as the Wildcats are one of the least penalized teams in the Southeastern Conference and in the nation.

UK ranks second in the SEC and 15th nationally in fewest yards penalized per game (35.11).

### TAILBACKS QUIETLY EFFECTIVE

Most of the offensive attention has been on the improved passing game but the Wildcat running game has had some moments as well. UK's tailbacks Jonathan George, Raymond Sanders, CoShik Williams and Dyshawn Mobley, have combined to average 4.9 yards per carry on 181 rushing attempts.

## POSITION CHANGES

The following players have made position changes since last season:

Name	From	To
Kevin Mitchell	LG	RT
Bookie Cobbins	QB	WR

## COACHING CHANGES

There have been two changes on the full-time coaching staff since the end of the 2011 season.

Mike Cassity, former Wildcat player (1971-74) and assistant coach (1979-81) has returned to coach the defensive backs. There are now four former Wildcat players among UK's full-time staff – head coach Joker Phillips, special teams coordinator/tight ends coach Greg Nord, linebackers coach Chuck Smith and Cassity.

Pat Washington is the new wide receivers coach. Washington and offensive coordinator Randy Sanders spent 11 seasons together on the Tennessee staff. Washington also has SEC coaching experience at Auburn and Mississippi State.

## PRONUNCIATION GUIDE

**Mikie Benton:** MIKE-ee

**Daron Blaylock:** same as "Darren"

**Tyler Brause:** BROW-zee

**Bookie Cobbins:** BOO-kee

**Teven Eatmon-Nared:** Teven rhymes with "seven"; EET-mon NAR-id

**John Gruenschlaeger:** GRU-en-shlay-ger

**Khalid Henderson:** kah-LEED

**Farrington Huegenin:** HUEG-in-in

**Jabari Johnson:** jah-BAR-ee

**Tristian Johnson:** TRIS-tin

**Shaquille Love:** shah-KEEL

**Joe Mansour:** MAN-soo-er

**Chad Merida:** MARE-uh-dah

**Dyshawn Mobley:** DAY-shawn MOBE-lee

**Martavius Neloms:** mar-TAY-vee-us  
NELL-ums

**TraVaughn Paschal:** TRAY-vaun PASS-cal

**Demarius Rancifer:** de-MARE-ee-us  
RAN-suh-fer

**Cartier Rice:** CAR-tee-ay

**Donte Rumph:** RUMP

**Kadeem Thomas:** kah-DEEM

**Jon Toth:** TOETH (long "o" sound)

**Patrick Towles:** TOLES (long "o" sound)

**Collins Ukwu:** OOK-woo

**CoShik Williams:** co-SHEEK

## RETURNING STAT LEADERS

UK	PASSING	
	COMP-ATT-INT-YDS-TD	
Maxwell Smith	103-150-4-975-8	
Jalen Whitlow	43-91-2-444-1	
Patrick Towles	6-10-0-73-1	

VU		
Jordan Rogers	106-180-2-1458-5	
Austyn Carta-Samuels	14-23-0-208-1	

UK	RUSHING	
	ATT-YDS-TD	
Raymond Sanders	87-460-4	
Jonathan George	69-340-3	

VU		
Zac Stacy	131-683-5	
Brian Kimbrow	33-286-2	

UK	RECEIVING	
	COMP-YDS-TD	
La'Rod King	36-402-4	
Demarco Robinson	25-250-0	
Aaron Boyd	19-172-2	

VU		
Jordan Matthews	56-775-3	
Chris Boyd	29-541-1	

UK	TACKLES	
	TACKLES	
Avery Williamson	95	
Alvin Dupree	64	

VU		
Kenny Ladler	51	
Chase Garnham	50	

## STAT SUPERLATIVES

Here are some career statistical superlatives among current players:

**Most Games Played:** Collins Ukwu (47), La'Rod King and Craig McIntosh (45), Larry Warford (44), Gene McCaskill (43)

**Most Games Started:** Larry Warford (34), Collins Ukwu (33), Matt Smith (31), Martavius Neloms (26)

**Consecutive Games Started:** Larry Warford (34), La'Rod King (22), Matt Smith (18)

**Games with Double-Figure Tackles:** Avery Williamson (6), Martavius Neloms (3), Alvin Dupree (1), Collins Ukwu (1); Miles Simpson (1)

**Consecutive Games with Double-Figure Tackles:** Avery Williamson (2)

## SMITH CHARTS CAREER NIGHT IN WIN OVER KENT STATE

Sophomore QB Maxwell Smith put together a career performance for Kentucky in the win against Kent State, completing 30-of-39 passes for a career-high 354 yards and four touchdowns. The four touchdown passes were the most for a UK player since Mike Hartline had four against Georgia in 2010. Smith's 354 passing yards were also the most since Andre' Woodson had 430 against Tennessee in 2007. Smith connected with 10 different receivers in the win, including four different receivers who caught touchdown passes.

Because of his stellar performance, Smith earned a "helmet sticker" from ESPN.com, was named Southeastern Conference Offensive Player of the Week by SouthernPigs.com and Honorable Mention Quarterback of the Week by the College Football Performance Awards.

## Oh Boyo!

One of the pleasant developments of the 2012 season is the emergence of senior wide receiver Aaron Boyd. Making his first start since his freshman campaign, Boyd set career highs in catches (11) and yards (100) vs. Kent State while making his first career touchdown reception.

Boyd is the first UK player with 10 or more catches since Matt Roark had 13 grabs vs. Mississippi State on Oct. 29, 2011.

For the season, Boyd ranks third on the team with 19 catches for 172 yards and two touchdowns. In his first three seasons as a Wildcat, Boyd totaled six catches for 51 yards.

## The Quarterbacks:

- True freshmen Jalen Whitlow has started the last four games vs. Mississippi State, Arkansas, Georgia and Missouri.

Against Georgia, he rushed six times for 31 yards and was 9-for-13 for 86 yards in the air.

On a trick play in the second quarter, he also hauled in his first career catch, a 33-yard grab from WR Demarco Robinson.

In the third quarter vs. the Razorbacks, he threw his first collegiate touchdown pass, a 61-yard play to La'Rod King. He also played significant minutes vs. South Carolina after Smith was injured on UK's second offensive play in the first quarter. Whitlow handled the pressure of sixth-ranked South Carolina well, completing 12-of-23 passes for 114 yards. He also had an eight-yard rushing touchdown in the second quarter, his first career touchdown.

- Also earning playing time vs. Mississippi State before sustaining an ankle injury was true freshman Patrick Towles. He made an impact on his first career drive, marching UK 80 yards down the field for a touchdown. The scoring play was a 32-yard pass to La'Rod King. On the drive, Towles was 5-for-5 for 71 yards. He finished the game 5-for-6 for 71 yards and a touchdown before being injured.

- Maxwell Smith completed 68.7 percent of his passes for 975 yards and eight touchdowns before being sidelined with an ankle injury.

- Smith's four touchdowns vs. Kent State set a new career mark, the most since Hartline's four TDs vs. UGA on Oct. 23, 2010.

- Smith's career-high 354 yards passing vs. Kent State was the most for a UK quarterback since Andre' Woodson's 430 yards vs. Tennessee in 2007.

- In the Louisville game, Smith completed 35 of 50 passes for 280 yards and two TDs. Smith completed passes to 11 different receivers. His 35 completions were one shy of the Governor's Cup record of 36 set by Tim Couch in 1997.

- Smith played in eight games as a true freshman last season, including three starts. He completed

## KENTUCKY IN OVERTIME

Kentucky has a 2-5 record in overtime games, 2-4 home and 0-1 away:

- Oct. 4, 1997: Kentucky 40, Alabama 34 (home, 1 OT)
- Sept. 2, 2000: Louisville 40, Kentucky 34 (away, 1 OT)
- Nov. 1, 2003: Arkansas 71, Kentucky 63 (home, NCAA record 7 OT)
- Oct. 13, 2007: Kentucky 43, LSU 37 (home, 3 OT)
- Nov. 24, 2007: Tennessee 52, Kentucky 50 (home, 4 OT)
- Nov. 28, 2009: Tennessee 30, Kentucky 24 (home, 1 OT)
- Sept. 15, 2011: WKU 32, Kentucky 31 (home, 1 OT)

## INJURY REPORT

### Out for the season:

- TB Josh Clemons - Knee
- TB CoShik Williams - Hip
- S Dakotah Tyler - Knee
- S Glenn Faulkner - Ankle

### Out Indefinitely

- QB Maxwell Smith - Ankle

84-of-153 passes for 819 yards in 2011. For his efforts, Smith was named Freshman All-Southeastern Conference by SEC Coaches and Rivals.com. He was also the SEC Freshman of the Week after winning his first collegiate game as a starter against Ole Miss, throwing for 283 yards, most ever by a Wildcat true freshman.

- Senior Morgan Newton gives the Wildcats additional experience, having started 18 games during his career. He has completed over 50 percent of his passes in his career with 15 touchdowns. Newton led Kentucky last season with eight touchdown passes.

## The Receivers and Tight Ends:

- Senior wide receiver La'Rod King leads UK in receiving with 36 catches for 402 yards and four touchdowns. King is moving up the charts as one of the top pass catchers in Kentucky history. He ranks seventh in career receiving with 1,621 yards, fifth in career touchdown catches (17) and 10th in career receptions (122).

- Sophomore WR DeMarco Robinson follows with 25 catches for 250 yards. He had a team-high six catches for 43 yards vs. Mississippi State.

- Senior wide receiver Aaron Boyd is third on the team with 19 catches for 172 yards and two touchdowns. For more on the emergence of Boyd, see the notes on the previous page.

- Freshman WR DeMarcus Sweat has shown playmaking ability. His first career reception was a 56-yard touchdown grab in the fourth quarter vs. Kent State. Against WKU, he scored the game-tying touchdown on a 22-yard catch-and-run in the fourth quarter.

## 2012 TEAM CAPTAINS

Permanent team captains for the 2012 Kentucky football team are senior center Matt Smith and senior defensive end Collins Ukwu

Two game captains will join the permanent captains each week. The game captains are usually chosen based on performance from the previous week's game. They are listed below.

Louisville	.....	CB Martavius Neloms, OG Larry Warford
Kent State	.....	WR Demarco Robinson, QB Maxwell Smith
Western Kentucky	.....	WR Aaron Boyd, LB Miles Simpson, S Dakotah Tyler
Florida	.....	DE Taylor Wyndham and RB Jonathan George
South Carolina	.....	OG Zach West and DL Michael Douglas
Mississippi State	.....	TB Raymond Sanders and DB Martavius Neloms
Arkansas	.....	WR Daryl Collins and P Landon Foster
Georgia	.....	OL Larry Warford and DE Taylor Wyndham
Missouri	.....	OL Larry Warford and DB Eric Dixon
Vanderbilt	.....	TBA
Samford	.....	TBA
Tennessee	.....	TBA



Three current Wildcats have already graduated - (from left) Gene McCaskill, Collins Ukwu and Cartier Rice.

### The Running Backs:

- As a group, the UK tailbacks are averaging 4.9 yards per rushing attempt.
- Senior CoShik Williams, who led the Wildcats with 486 yards and three touchdowns last season, earned the starting role in the season opener vs. Louisville and rushed for 62 yards. However, he will miss the remainder of the season with a hip injury.
- In Williams' absence vs. Kent State, sophomore TB Raymond Sanders rushed for a career-high 115 yards on 13 carries with one touchdown. His game was highlighted by a 67-yard TD dash, longest of his career. Sanders leads the team in rushing with 460 yards on 87 carries and four touchdowns.
- With Williams out of the WKU game with injury and Sanders sidelined, junior Jonathan George also stepped in to lead the team on the ground. George ranks second on the team, earning 325 yards on 69 rushes with three touchdowns.

In the Georgia game, he set a career high with 87 yards on 12 rushes. Against WKU, he charted 13 rushes for 51 yards and two touchdowns, setting a new career mark with six catches for 54 yards. His 15-yard touchdown grab marked his first career touchdown reception. He also was the first UK player to have two total rushing touchdowns and a receiving score since Randall Cobb in 2010 vs. Auburn.

- D.J. Warren won the starting fullback role as a true freshman. A year of experience and a year in the weight room will help his blocking and he is also a good runner and pass catcher when called upon.

### The Offensive Line:

The forward wall is led by senior right guard Larry Warford, who has earned second-team All-SEC honors each of the past two seasons, and Matt Smith, in his third year as the starting center. Warford was named SEC Co-Offensive Lineman of the Week following the win over Kent State.


Sophomore left tackle Darrian Miller, redshirt freshman left guard Zach West and junior right tackle Kevin Mitchell emerged as starters at the end of spring.

- The line helped UK rush for 206 yards on 43 carries vs. Georgia, a new season high which eclipsed the 185 rushing yards on 30 carries in the win over Kent State. They also helped UK rush for 159 yards at Florida, the team's best mark against the Gators since 2003.
- As mentioned above, the line has helped the UK tailbacks average 4.9 yards per rushing attempt.


## NATIONAL AWARD WATCH LISTS



**LARRY WARFORD**  
The Outland Trophy  
 (nation's best Interior lineman)  
The Lombardi Trophy  
 (nation's best lineman)  
Senior CLASS Award  
 (nation's top senior)



**MATT SMITH**  
Rimington Trophy  
 (nation's best center)  
Campbell Trophy  
 (semifinalist for the nation's top student-athlete)  
ARA National Sportsmanship Award



**CRAIG MCINTOSH**  
Lou Groza Award  
 (nation's best placekicker)

## HONORING THE CATS IN 2012

### Landon Foster, Freshman, Punter, #9

- Honorable mention punter of the week by College Football Performance Awards for his performance vs. Louisville, Kent State, Mississippi State, Arkansas and Georgia

### J.D. Harmon, Freshman, CB, #15

- Honorable Mention Cornerback of the Week by the College Football Performance Awards vs. Missouri

### LaRod King, Senior, WR, #16

- Coaches Preseason All-SEC - Second team, wide receiver

### Maxwell Smith, Sophomore, QB, #11

- SEC Helmet Sticker by ESPN.com for his performance vs. Kent State
- Southeastern Conference Offensive Player of the Week by SouthernPigskin.com vs. Kent State
- Honorable Mention Quarterback of the Week by the College Football Performance Awards vs. Kent State

### Larry Warford, Senior, OL, #67

- SEC Co-Offensive Lineman of the Week vs. Kent State
- Coaches Preseason All-SEC - First team, offensive lineman
- Media Preseason All-SEC - First team, offensive lineman
- Mid-Season All-SEC by *Phil Steele's College Football* - First team

### Avery Williamson, Junior, LB, #40

- Mid-Season All-SEC by *Phil Steele's College Football* - Third team

## DAWSON ENSHRINED IN PRO FOOTBALL HALL OF FAME

Dermontti Dawson spent his entire professional career playing a position where, by and large, anonymity was the goal. For NFL centers, attention typically comes after a botched snap or a missed block, not the six All-Pro selections Dawson earned during his 13 seasons as a member of the Pittsburgh Steelers.

More than a decade removed from his retirement in 2000, Dawson moved into the spotlight he tried to avoid as a player, receiving arguably the highest level of recognition a football player can attain: Enshrinement in the Pro Football Hall of Fame.

The Lexington native and UK great was a part of a six-member class of inductees in Canton, Ohio. Dawson joins George Blanda as the second Wildcat in the Hall of Fame.

After being selected in the second round out of UK, Dawson spent his first season in Pittsburgh as a backup, but was being groomed as the replacement for Mike Webster while playing guard, who was inducted into the Hall of Fame himself in 1997.

Replacing a legend is never easy, but Dawson did just that beginning in 1989 when he assumed the starting center role following Webster's departure. Dawson wasted no time making his mark not only with the Steelers, but on the way his position was played.

Nicknamed "Dirt" for pounding opponents into the ground, Dawson is known as the first center in NFL history to regularly pull, a responsibility normally left to more nimble guards. He frequently would leave his spot at the line of scrimmage to block for a Steeler running back on the perimeter. Within three years of his move to center, Dawson was named to the first of his seven Pro Bowls. He also played 170 consecutive games at one point, the second-longest streak in Steelers history.

With Dawson anchoring the offense, the Steelers were among the best rushing teams in football. During his 13-year career, Pittsburgh led the NFL in rushing twice and ran for over 2,000 yards as a team eight times. The Steelers also had at least 11 rushing touchdowns in all but two of Dawson's seasons.

The 6-foot-2, 288 pounder was small by current league standards, but made up for whatever deficit he faced in size with power and quickness that made him a track and field star at Bryan Station High School. In fact, Dawson was exclusively a track and field athlete and wrestler before then Bryan Station football coach Steve Parker recruited him to play football.

Now UK Associate Dean for Academic and Student Services, Parker made arrangements to attend the induction ceremony within days of Dawson's election in early February, but Dawson wanted his first football coach to be more involved. In mid-February, Dawson asked Parker to serve as his official presenter, meaning two men with close ties to both UK and Lexington will be on the stage in front of a national audience on Saturday.

"When he asked me, it was so emotional," Parker said. "I couldn't speak for a while. He could have asked a thousand other people and he asked me."

During the two seasons he spent playing for Parker, Dawson had no idea what his future would hold. He eventually elected to attend hometown UK because of the opportunity to participate in both football and track. Playing for then UK head coach Jerry Claiborne, it didn't take long for Dawson to figure out the gridiron was where he belonged. He played alongside current UK head coach Joker Phillips when the Wildcats went 9-3 and won the Hall of Fame Bowl.

## DEFENSIVE HIGHLIGHTS

Kentucky is much younger on defense this season after the departure of six starters from a year ago, most notably All-America linebacker Danny Trevathan (now with the Denver Broncos) and All-SEC safety/linebacker Winston Guy (now with the Seattle Seahawks), who were the top two tacklers in the SEC last season. Cornerbacks Randall Burden and Anthony Mosley, along with reliable middle linebacker Ronnie Sneed, also have graduated.

- The Kentucky defense allowed a season-low 273 yards by Missouri. The previous low was 323 yards allowed vs. WKU.
- The UK defense also allowed a season-low 87 passing yards against the Tigers. The previous low was 160 passing yards vs. WKU.
- UK created a season-high three turnovers vs. Missouri, one fumble recovery and two interceptions.
- The Wildcats held Georgia to 77 rushing yards on 32 carries, the fewest rushing yards for a UK opponent in 2012 and the fewest rushing yards for the Bulldogs on the season.
- Although UK gave up 29 points vs. Georgia, it was the second-lowest scored this season by the potent Bulldog offense.
- The UK defense limited Mississippi State to seven points in the second half. That ties the lowest scoring output by an opponent vs. UK this season. Kent State also had just seven points in the second half.
- The UK secondary earned seven pass breakups in the MSU game, the most pass breakups for UK all season.
- The UK defense held South Carolina to 26 total rushing yards on 19 attempts in the first half and limited the Gamecocks to 108 total yards in the opening half.
- UK held South Carolina – who entered the game averaging 424.2 yards of offense per game – to 348 yards of total offense, the second-lowest offensive output for the Gamecocks this year.

### The Defensive Line:

Fortunately, almost all of the defensive line returns from last season, featuring six players who have starting experience.

- Junior defensive tackles Donte Rumph and Mister Cobble have combined for 50 tackles and 5.0 tackles for loss. Cobble did not see action vs. Florida or South Carolina due to an infection.
- Senior end Collins Ukwu continues to develop as a big-play performer. He leads the team in sacks with four. He set a career high with 10 tackles vs. WKU, eclipsing the seven tackles he had in a win over Central Michigan in 2011.

Against Missouri, Ukwu blocked an extra point, his second blocked kick of the season. He also blocked a field goal at Florida.

- Senior Taylor Wyndham brings plenty of experience to the hybrid end/linebacker position. He has 24 tackles, including 6.0 tackles for loss along with a pass breakup and a fumble recovery.
- Junior defensive lineman Tristian Johnson has started six consecutive games. He has totaled 21 tackles with 2.5 for loss and 1.5 quarterback sacks.
- Redshirt freshman defensive end Farrington Huguenin had a nice game vs. Mississippi State, recording four tackles and a fumble recovery. That was his first career fumble recovery and a career-high tackles.

### The Linebackers:

- Junior LB Avery Williamson leads the team and ranks second in the SEC in tackles per game with 10.6. He has had double-digit tackles in six of nine games this season, including a team-high 13 tackles vs. Georgia and a career-high tying 14 tackles vs. Missouri. Williamson added a quarterback hurry and recovered the onside kickoff vs. Mississippi State.

Against WKU, Williamson picked off the first pass for the Wildcats this season, the second interception of his career. He also led UK with a career-high 14 tackles in the game.

- Sophomore Alvin "Bud" Dupree starts at the weakside linebacker and also plays at the hybrid end/linebacker position, has 64 total tackles (second on the team). He leads the team with 6.5 tackles for loss. He set a career high with 12 tackles vs. WKU.
- More young players will man the hybrid linebacker/safety spot. Sophomore Miles Simpson is third on the team in tackles with 50 stops. He also had a sack, a fumble recovery and two pass breakups. Simpson recorded a career-high 12 tackles vs. South Carolina.
- True freshman LB Khalid Henderson posted a career-high five tackles vs. Mississippi State.

### The Defensive Backs:

The cornerback positions must be rebuilt after the departure of both starters. Senior Cartier Rice handles one corner and has 34 tackles and two pass breakups. The remainder of UK's corners are true freshmen, Cody Quinn, Fred Tiller and J.D. Harmon.

Senior Martavius Neloms is the centerpiece of the secondary and has played cornerback and safety. He totals 41 tackles, an interception and has caused two fumbles. However, he sustained a hamstring injury vs. Mississippi State and did not play in the Arkansas or Georgia games.

- At one safety, senior Mikie Benton has made 11 tackles. He led the team in pass breakups last season with seven. He also missed the Arkansas and Georgia games with injury.

## INTERCEPTIONS

	2012	Career (TDs)
Martavius Neloms	1	2
Cartier Rice	0	1
Avery Williamson	1	2
J.D. Harmon	2	2
<b>Total:</b>	<b>4</b>	

## TRACKING THE SACK LEADERS

	2012	Career
Alvin "Bud" Dupree	3.5	6.0
Collins Ukwu	3.0	7.0
Donte Rumph	3.0	4.0
Taylor Wyndham	2.0	6.5
Mister Cobble	1.0	2.0
Michael Douglas	1.0	1.0
Miles Simpson	1.0	1.0
Alvin Davis	1.0	1.0
Tristian Johnson	1.5	1.5
Martavius Neloms	-	3.0
Eric Dixon	1.0	1.0
Avery Williamson	1.0	1.0

## DOUBLE-FIGURE TACKLERS

	2012	Career
Avery Williamson	6	6
Martavius Neloms	1	3
Alvin Dupree	1	1
Collins Ukwu	1	1
Miles Simpson	1	1

- Sophomore safety Ashely Lowery has 30 tackles, including a career-high eight stops vs. Louisville. He did not see action vs. South Carolina with concussion-like symptoms from the Florida game and saw limited action vs. Mississippi State. He missed the Arkansas game along with Neloms and Benton but returned to chart five tackles and his first career tackle for loss vs. Georgia.
- Junior safety Dakotah Tyler incurred a season-ending knee injury in the South Carolina game.
- With injuries striking the safety positions hard, true freshman twins Daron and Zack Blaylock saw extensive action vs. Mississippi State and made their first collegiate starts at Arkansas. Daron had a career-high five tackles in the game, his previous high was four tackles against Kent State.
- True freshman corner Cody Quinn earned seven tackles in the Arkansas game, which is a career high.
- Freshman DB Fred Tiller charted a career-high eight tackles vs. Georgia.
- Sophomore S Eric Dixon recorded his first career sack and totaled three tackles vs. Georgia.
- True freshman walk-on cornerback J.D. Harmon's two interceptions in the third quarter vs. Missouri were the first pickoffs of his career. Harmon finished the game with a career-high seven tackles and became the first UK player to pick off two passes in one game since Winston Guy had two interceptions in the 2011 season opener against Western Kentucky in Nashville.

## UK IN THE SEC/NCAA STATS

	SEC	NCAA	Stat
Scoring Offense	13th	113th	18.2
Scoring Defense	13th	96th	32.4
Total Offense	13th	117th	294.8
Total Defense	11th	70th	409.6
Rushing Offense	14th	105th	117.2
Rushing Defense	11th	77th	171.8
Pass Offense	11th	105th	177.6
Pass Defense	11th	67th	237.8
Pass Efficiency	13th	110th	110.3
Pass Defense Effic.	14th	108th	148.8
Kickoff Returns	11th	63rd	21.4
Punt Return Avg.	12th	87th	6.1
Interceptions	13th	T96th	4
Punting	6th	30th	39.3
Kickoff Coverage	4th	81st	41.6
Field Goals	14th	-	.500
PAT Kicking	T1st	-	1.00
Sacks By	T5th	52nd	2.22
Sacks Against	10th	T80th	2.22
First Downs	9th	109th	154/17.1
Opp. First Downs	14th	93rd	207/23.0
3rd-Down Conv.	9th	76th	38.7[48-124]
Opp 3rd-Down Conv.	14th	118th	55.2[74-134]
4th-Down Conv.	14th	119th	8.3[1-12]
Opp 4th-Down Conv.	1st	14th	27.3[3-11]
Fewest Penalties/game	2nd	14th	35.1
Opp Penalties	10th	-	39.4
Time of Possession	14th	117th	23:52
Turnover Margin	11th	93rd	-5/-0.56
Redzone Offense	13th	T98th	72.7%[16-22]
Redzone Defense	11th	T73rd	82.5%[33-40]

## CATS IN THE STATS

	SEC	NCAA	Stat
Rushing- Sanders	16th	-	57.50
Passing Efficiency- Whitlow	16th	-	87.47
Total Offense- Whitlow	24th	-	76.71
Receptions/Game- King	T8th	-	4.0
D. Robinson	25th	-	2.78
Receiving Yards/Game- King	17th	-	44.67
Punting- Foster	5th	31st	42.58
Punt Return- D. Robinson	10th	51st	6.31
Kickoff Returns- Sweat	10th	82nd	20.48
Field Goals- McIntosh	14th	-	0.56
Scoring (Kick)- McIntosh	14th	-	4.0
Sacks- Dupree	T19th	-	0.39
Tackles- Williamson	2nd	10th	10.56
Dupree	21st	-	7.11
Neloms	34th	-	5.9
Simpson	45th	5.4	
Fumbles Forced- Neloms	4th	-	0.29
Interceptions- Neloms	T24th	-	0.17

## SPECIAL TEAM HIGHLIGHTS

- Freshman punter Landon Foster has been a bright spot for the Wildcats. He is averaging 42.6 yards per punt and has landed 10 punts inside the opponent 20-yard line.
- As a team, Kentucky ranks sixth in the SEC and 30th nationally in net punting at 39.3, while Foster ranks 31st nationally and seventh in the conference individually.
- Demarco Robinson is averaging 6.3 yards per punt return (12th in the SEC).
- As a team, UK is averaging 21.4 yards per kickoff return, 11th in the SEC, led by freshman DeMarcus Sweat's 20.5-yard average. Against WKU, he returned his second kickoff of the game

51 yards, the longest kickoff return for the Wildcats on the year.

- Senior Craig McIntosh is handling the place-kicking for the third consecutive season. He has made 28 of 39 career field goals and is 5 of 10 this season. Two of his five field goals this season have been from at least 42 yards distance. His career long has been 50 yards and he has the leg to make them from longer distances.
- Freshman DeMarcus Sweat blocked a punt in the second quarter vs. South Carolina, UK's first blocked punt since 2008 when Danny Trevathan blocked one against Georgia.

## CATS IN THE NFL

A total of 13 former Kentucky Wildcats are currently on National Football League rosters. Here is the list, along with their years at UK:

### Arizona Cardinals

#46 Alfonso Smith, RB (2007-10)

#95 Ricky Lumpkin, DT (2007-10) (Practice squad)

### Atlanta Falcons

#91 Corey Peters, DT (2006-09)

### Buffalo Bills

#13 Steve Johnson, WR (2006-07)

### Carolina Panthers

#65 Garry Williams, OL (2005-08)

### Denver Broncos

#52 Wesley Woodyard, LB/S (2004-07)

#84 Jacob Tamme, TE (2004-07)

#59 Danny Trevathan, LB (2008-11)

### Green Bay Packers

#8 Tim Masthay, P (2005-08)

#18 Randall Cobb, WR (2008-10)

### Miami Dolphins

#63 Chandler Burden, OT (2008-11) (Practice sq.)

### New England Patriots

#91 Myron Pryor, DT (2004-08) (injured list)

### Seattle Seahawks

#27 Winston Guy, SS (2008-11)

## WARFORD AND KING NAMED PRESEASON ALL-SEC

Seniors Larry Warford and La'Rod King began their senior seasons with a significant honor from the coaches of the Southeastern Conference after both were named to the 2012 Preseason Coaches' All-SEC Team.

Warford was named as a first-team offensive lineman, while King was selected as a second-team wide receiver. This is the second first-team preseason selection for Warford, who was also named to the first-team last season. This is the first preseason selection for King.

## DID YOU KNOW?

- The Kentucky cheerleaders have won an unprecedented 19 national cheerleading championships, including 15 of the last 18, at the annual Universal Cheerleaders Association championships.
- Wildcat superfan Jim Brown had an attendance streak of 423 consecutive home games, but had to miss the Alabama game on Oct. 3, 2009 because of illness. He had seen every home game since 1938, with the exception of 1944 (military service, World War II). For more on Brown, see the feature story on page 108 of the UK football media guide.
- Kentucky is one of only 10 schools that have won an NCAA men's basketball championship while also having a claim on a national championship in football.
- UK is one of only seven universities in the U.S. that have programs in agriculture, engineering, law, medicine and pharmacy on a single campus.

## IT'S CATS IN THE CLOSE ONES

Much of Kentucky's success since 2006 came in

## DID YOU KNOW?

### SENIOR • S • MIKIE BENTON

- Took part in an educational/service trip to Ethiopia in May along with Coach Joker Phillips and teammates Matt Smith and Larry Warford
- Came to UK as a walk-on

### SENIOR • WR • AARON BOYD

- Studied abroad during the summer in Central Europe with teammates Trevino Woods, Tristian Johnson and E.J. Fields in a "Leadership Lessons from Prague" program ... Majoring in international studies
- Brother of former Wildcat quarterback Shane Boyd (2001-04)

### SENIOR • TE • GABE CORRELL

- One of nine children
- Both his father (Steve, 70's) and grandfather (Ray, 1951-53) played football at Kentucky ... Ray is a retired-jersey honoree
- Avid bass fisherman which has earned him the nickname "The Bassmaster"

### SENIOR • WR • E.J. FIELDS

- Studied abroad during the summer in Central Europe with teammates Aaron Boyd, Trevino Woods and Tristian Johnson in a "Leadership Lessons from Prague" program

### SENIOR • K • CRAIG MCINTOSH

- Spent his first three years at UK in the ROTC program. Is no longer in the ROTC but is considering joining the military after graduation
- Began playing football for the first time as a senior at Lexington Christian Academy

### SENIOR • S • MARTAVIUS NELOMS

- Didn't start playing football until his junior year of high school

### SENIOR • C • MATT SMITH

- Took part in an educational/service trip to Ethiopia in May along with Coach Joker Phillips and teammates Mikie Benton and Larry Warford
- Was a competitive powerlifter and swimmer in high school

### SENIOR • OG • LARRY WARFORD

- Took part in an educational/service trip to Ethiopia in May along with Coach Joker Phillips and teammates Mikie Benton and Matt Smith
- Can play the saxophone and is a self-taught guitar player

### SENIOR • OT • TREVINO WOODS

- Studied abroad during the summer in Central Europe with teammates Aaron Boyd, Tristian Johnson and E.J. Fields in a "Leadership Lessons from Prague" program

### SENIOR • DL • TAYLOR WYNDHAM

- Enjoys writing poetry and listening to classical/opera music to relieve stress or study

### JUNIOR • TB • JONATHAN GEORGE

- Had a unique combination of accomplishments in high school. In addition to his football exploits, Jonathan was a state track champion in the 200- and 400-meter dashes and also a state champion in his weight class in wrestling as a junior and senior

### JUNIOR • DT • TRISTIAN JOHNSON

- Studied abroad during the summer in Central Europe with teammates Trevino Woods, Aaron Boyd and E.J. Fields in a "Leadership Lessons from Prague" program

### JUNIOR • TE • ANTHONY KENDRICK

- Originally from New Orleans, La., but family was displaced to Katy, Texas by Hurricane Katrina

### JUNIOR • DT • DONTE RUMPH

- Nickname is "Uncle Rumph" because he originally signed with UK in 2008 but spent the 2008 and 2009 seasons at Fork Union (Va.) Military Academy
- His uncle, Chris Rumph, is currently the defensive line coach at Alabama

### SOPHOMORE • LB/S • KORY BROWN

- Comes from an athletic family as older brother, Omar, was a safety at Marshall and currently plays for the Baltimore Ravens ... Another brother, Evan McKelvey, is a sophomore linebacker at Marshall

### SOPHOMORE • WR • RASHAD CUNNINGHAM

- Says that he intends to major in nursing. He said he chose that major because his mother was a nurse and that male nurses are in demand in the job market

### SOPHOMORE • WR • BOOKIE COBBINS

- Has two brothers currently playing college football, Carl at Grambling and Cornell at Arkansas Baptist

### SOPHOMORE • DB • ERIC DIXON

- Was a member of the school choir in high school, making several public appearances

### SOPHOMORE • S • ASHLEY LOWERY

- Well known for an amazing play during his senior year of high school when he picked up a fumbled snap, made an unscripted run around right end and hurdled a defender en route to a touchdown. The play became known as the "Lowery Leap," was shown on ESPN and became an internet sensation, drawing more than a million views as of this writing

### SOPHOMORE • WR • DEMARCO ROBINSON

- Brother, Jaquon, is currently a senior, wide receiver on the Troy football team

### SOPHOMORE • OL • ZACH WEST

- Has earned the distinction of being an Eagle Scout

### FRESHMAN • OL • ZACH MYERS

- Father, Brad, was an offensive lineman at UK from 1984-87, playing one year with Joker Phillips (1984) and blocking for three of the top rushers in UK history - George Adams, Mark Higgs and Marc Logan

### FRESHMAN • DL • LANGSTON NEWTON

- Younger brother of current UK quarterback Morgan Newton
- Won the Indiana state championship in both the shot put and discus throw as a senior and holds school records in both
- Had full scholarship offers in track and field from nationally prominent schools

### FRESHMAN • QB • PATRICK TOWLES

- Grandson of Baseball Hall of Fame pitcher (and United States Senator) Jim Bunning

### FRESHMAN • DB • STERLING WRIGHT

- Sterling is a triplet, born with a pair of sisters, Shawn and Shannon
- Sister, Shannon, currently runs track (sprints) at Miami

### FRESHMEN • DARON AND SHAWN BLAYLOCK

- Fraternal twins
- Son of former NBA veteran Mookie Blaylock

### Several Wildcats Play Musical Instruments:

Larry Warford - Saxophone and guitar  
Eric Dixon - Piano  
Martavius Neloms - Piano  
Jonathan Reed - Piano  
Jonathan George - Drums

finishing close games. Kentucky is 17-15 in the last 32 games decided by seven or fewer points, dating back to 2006. Below is a look at Kentucky's recent success in close games:

Oct. 28, 2006	at Mississippi State	W	34-31 (+3)
Nov. 4, 2006	Georgia	W	24-20 (+4)
Nov. 18, 2006	ULM	W	42-40 (+2)
Nov. 25, 2006	at Tennessee	L	12-17 (-5)
Sept. 15, 2007	Louisville	W	40-34 (+6)
Oct. 13, 2007	LSU	W	43-37 (3OT) (+6)
Nov. 10, 2007	Vanderbilt	W	27-20 (+7)
Nov. 24, 2007	Tennessee	L	50-52 (4OT) (-2)
Dec. 31, 2007	Florida State	W	35-28 (+7)
Sept. 13, 2008	Middle Tennessee	W	20-14 (+6)
Oct. 4, 2008	Alabama	L	14-17 (-3)
Oct. 11, 2008	South Carolina	L	17-24 (-7)
Oct. 18, 2008	Arkansas	W	21-20 (+1)
Nov. 1, 2008	Mississippi State	W	14-13 (+1)
Nov. 8, 2008	Georgia	L	38-42 (-4)
Nov. 15, 2008	Vanderbilt	L	31-24 (-7)
Jan. 2, 2009	East Carolina	W	25-19 (+6)
Sept. 19, 2009	Louisville	W	31-27 (+4)
Oct. 10, 2009	South Carolina	L	28-26 (-2)
Oct. 17, 2009	Auburn	W	21-14 (+7)
Oct. 31, 2009	Mississippi State	L	31-24 (-7)
Nov. 21, 2009	Georgia	W	34-27 (+7)
Nov. 28, 2009	Tennessee	L	30-24 (OT) (-6)
Sept. 4, 2010	Louisville	W	23-16 (+7)
Oct. 2, 2010	Ole Miss	L	35-42 (-7)
Oct. 9, 2010	Auburn	L	34-37 (-3)
Oct. 16, 2010	South Carolina	W	31-28 (+3)
Oct. 30, 2010	at Mississippi State	L	17-24 (-7)
Sept. 17, 2011	Louisville	L	17-24 (-7)
Nov. 26, 2011	Tennessee	W	10-7 (+3)
Sept. 15, 2012	Western Kentucky	L	31-32 (OT) (-1)
Oct. 20, 2012	Georgia	L	24-29 (-5)

### COMEBACK CATS

Since mid-season 2006, a span of 69 games, Kentucky has come from behind in the fourth quarter to win 14 games. To put it in perspective, prior to that, you have to go back 191 games (all the way back to the 1989 season) in order to find 14 fourth-quarter comeback victories for the Wildcats. A breakdown of UK's late-game heroics since 2006:

Date	Time Left	Trailing	Final Score
11/4/06	1:21	20-17	Kentucky 24, Georgia 20
11/11/06	13:16	20-17	Kentucky 38, Vanderbilt 26
11/18/06	14:08	34-33	Kentucky 42, ULM 40
9/15/07	1:09	34-33	Kentucky 40, Louisville 34
9/22/07	4:02	29-21	Kentucky 42, Arkansas 29
10/13/07	OT	27-21	Kentucky 43, LSU 37 (3 OTs)
9/13/08	12:20	14-10	Kentucky 20, Middle Tennessee 14
10/18/08	2:21	20-7	Kentucky 21, Arkansas 20
1/2/09	3:02	19-16	Kentucky 25, East Carolina 19
9/19/09	4:28	27-24	Kentucky 31, Louisville 27
10/17/09	3:17	14-7	Kentucky 21, Auburn 14
11/21/09	9:55	27-20	Kentucky 34, Georgia 27
10/16/10	1:55	28-17	Kentucky 31, South Carolina 28
11/5/11	12:22	13-10	Kentucky 30, Ole Miss 13

\* - Time left when the Wildcats resumed the lead

### FAMILY TIES AT KENTUCKY

- WR Aaron Boyd is the brother of former UK quarterback Shane Boyd, who is now with the Sacramento Mountain Lions (UFL).
- TE Gabe Correll is the grandson of Ray Correll, who played for the Wildcats in 1951-53 and is one of Kentucky's retired jersey honorees. Gabe is the son of Steve Correll, a Wildcat in the 1970s.
- Student assistant Sam Simpson's father (also named Sam) played football at Kentucky from 1977-79.
- OL Zach Myers is the son of former UK offensive lineman Brad Myers (1984-87). Brad played one year with Joker Phillips (1984) and blocked for three of the top rushers in UK history - George Adams, Mark Higgs and Marc Logan.

- DL Langston Newton is the younger brother of current UK quarterback Morgan Newton. Langston's twin brother J.J. Newton is a student manager with the UK football team.

# 2012 KENTUCKY FOOTBALL PLAYER BIOGRAPHIES

NOTE: Scan the QR Code with an iPhone or smartphone to see the player's full bio online.

## OFFENSIVE PLAYERS

### QUARTERBACKS

#### #11 MAXWELL SMITH

6-2, 224, So.

Granada Hills, Calif. (Birmingham)

#### 2012:

- Injured ankle vs. USC and is out indefinitely.
- Career-high 37 completions vs. WKU marking second-consecutive 300-plus yard game -First UK quarterback to accomplish that since Mike Hartline in 2010.
- Set career highs in yards (354) and TDs (four) vs. Kent State ... Most passing yards by UK QB since 2007 ... First 300-yard passer since 2010.
- SEC QB of the Week by Southern-Pigskin.com; HM QB of Week by College Football Performance Awards.
- Game captain vs. Kent State



#### 2012 Game-by-Game

Opp.	Comp-Att.	Int.	Pct.	Yds.	TD	Long
UL*	35-50	0	70.0	280	2	22
KSU*	30-39	0	76.9	354	4	56
WKU*	37-60	4	61.6	332	2	22
UF			DNP			
USC*	1-1	0	1.00	9	0	9
MSU			DNP			
ARK			DNP			
UGA			DNP			
MU			DNP			

#### Career Statistics

Year	G-GS	C-A	Int.	Pct.	Yds.	TD	Long
2011	8-3	84-153	4	54.9	819	4	55
2012	4-4	103-150	4	68.7	975	8	56
Total	12-7	187-303	8	61.7	1794	12	56

#### #12 MORGAN NEWTON

6-4, 240, Sr.

Carmel, Ind. (Carmel)

#### 2012:

- Good game vs. UGA, rushing and throwing for a TD ... Saw majority of snaps in redzone.
- First start of the season at UF.
- Saw time as the H-back against Kent State, including a key block on Sweat's TD reception.
- Came in for one play vs. U of L, rushing for four yards and a first down.
- Played two drives at quarterback at Arkansas, making a few plays with his feet before the drive stalled near midfield.



#### 2012 Game-by-Game (Passing)

Opp.	Comp-Att.	Int.	Pct.	Yds.	TD	Long
UL	0-0	0	-	0	0	0
KSU	0-0	0	-	0	0	0
WKU	0-0	0	-	0	0	0
UF*	7-21	3	33.3	48	0	24
USC			DNP			
MSU			DNP			
ARK	2-5	0	40.0	21	0	12
UGA	1-6	0	16.6	4	1	4
MU			DNP			

#### Career Statistics (Passing)

Year	G-GS	C-A	Int.	Pct.	Yds.	TD	Long
2009	8-8	75-135	3	55.6	706	6	60
2010	5-1	25-43	0	58.1	265	0	40
2011	10-9	83-174	7	47.7	793	8	46
2012	6-1	10-32	3	31.2	73	1	24
Total	29-19	193-384	13	50.2	1837	15	60

#### 2012 Game-by-Game (Rushing)

Opp.	Att.	Yds.	TD	Long
UL	1	4	0	4
KSU	1	-4	0	-
WKU	0	0	0	0
UF*	4	34	0	24
USC				DNP
MSU				DNP
ARK	4	7	0	7
UGA	5	21	1	17
MU				DNP

#### Career Statistics (Rushing)

Year	Pos.	Att.	Yds.	Avg.	TD	Long
2009	QB	16	50	3.1	0	18
2010	QB	44	84	1.9	2	11
2011	QB	78	272	3.5	2	58
2012	QB	15	62	4.1	1	24
Total		153	468	3.1	5	58

#### #13 JALEN WHITLOW

6-2, 202, Fr.

Prattville, Ala. (Prattville)

#### 2012:

- Earned fourth-consecutive start vs. Missouri throwing for 76 yards and rushing for 15.
- Solid game vs. UGA with nine completions for 83 yards ... Missed most of third quarter with migraine.
- Saw most significant time against USC when he came off the bench to play solid ... completed 12 passes for 114 yards and rushed in a touchdown.
- First career passing TD came vs. Arkansas when he connected with King for 61 yards.



#### 2012 Game-by-Game (Passing)

Opp.	Comp-Att.	Int.	Pct.	Yds.	TD	Long
UL				DNP		
KSU	0-0	0	-	0	0	0
WKU				DNP		
UF	1-6	0	16.6	12	0	12
USC	12-23	2	52.1	114	0	24
MSU*	10-21	0	47.6	73	0	13
ARK*	2-10	0	20.0	83	1	61
UGA*	9-13	0	69.2	86	0	24
MU*	9-18	0	50.0	76	0	30

#### Career Statistics (Passing)

Year	G-GS	C-A	Int.	Pct.	Yds.	TD	Long
2012	7-4	43-91	2	47.3	444	1	61

#### 2012 Game-by-Game (Rushing)

Opp.	Att.	Yds.	TD	Long
UL				DNP
KSU	1	2	0	2
WKU				DNP
UF	1	3	0	3
USC	16	6	1	18
MSU*	8	26	1	14
ARK*	7	10	0	5
UGA*	6	31	0	14
MU*	6	15	0	8

#### Career Statistics (Rushing)

Year	Pos.	Att.	Yds.	Avg.	TD	Long
2012	QB	45	93	2.1	2	18

#### #14 PATRICK TOWLES

6-5, 242, Fr.

Ft. Thomas, Ky. (Highlands)

#### 2012:

- First action of season vs. Miss. State ... First career drive was impressive, going 5-for-5 for 71 yards, including 32-yard TD pass ... Injured ankle on second drive of game and missed two games following.
- Returned to action vs. MU, leading UK on a couple of drives.



#### 2012 Game-by-Game (Passing)

Opp.	Comp-Att.	Int.	Pct.	Yds.	TD	Long
UL				DNP		
KSU				DNP		
WKU				DNP		
UF				DNP		
USC				DNP		
MSU	5-6	0	83.3	71	1	32
ARK				DNP		
UGA				DNP		
MU	1-4	0	25.0	2	0	2

#### Career Statistics (Passing)

Year	G-GS	C-A	Int.	Pct.	Yds.	TD	Long
2012	2-0	6-10	0	60.0	73	1	32

# 2012 KENTUCKY FOOTBALL PLAYER BIOGRAPHIES

## TAILBACKS

### #4 RAYMOND SANDERS III

5-8, 197, Jr.

Stone Mountain, Ga. (Stephenson)

#### 2012:

- Led UK in rushing in five games this season.
- Posted a rushing touchdown in each of the last two games.
- Started vs. Kent State, leading UK with 115 yards rushing - a career high - including an career-long 67-yard rush for a TD.
- Showed play-making ability vs. UofL with 38 rushing yards and 23 receiving yards.
- Named game captain vs. MSU.
- Honored CoShik Williams vs. UGA by wearing No. 26.



#### 2012 Game-by-Game

Opp.	Att.	Yds.	TD	Rec.	Yds.	TD
UL	3	38	0	3	23	0
KSU*	13	115	1	1	10	0
WKU			DNP			
UF*	10	48	0	1	0	0
USC	14	59	1	1	24	0
MSU	13	43	0	1	7	0
ARK	5	21	0	1	12	0
UGA	18	72	1	1	9	0
MU	11	64	1	3	0	2

#### Career Statistics (Rushing)

Year	Pos.	Att.	Yds.	Avg.	TD	Long
2010	TB	68	254	3.7	3	28
2011	TB	40	155	3.9	0	25
2012	TB	87	460	5.3	4	67
Total		195	869	4.5	7	67

#### Career Statistics (Receiving)

Year	G-GS	Rec.	Yds.	Avg.	TD	Long
2010	12-1	16	114	7.1	1	27
2011	6-3	5	13	2.6	0	11
2012	8-2	12	85	7.1	0	24
Total	26-6	33	212	6.4	1	27

### #26 COSHIK WILLIAMS

5-9, 178, Sr.

Hiram, Ga. (Hiram)

#### 2012:

- Season over after hip injury.



#### 2012 Game-by-Game

Opp.	Att.	Yds.	TD	Rec.	Yds.	TD
UL*	10	62	0	3	21	0
KSU			DNP			
WKU*	4	4	0	1	-1	0
UF			DNP			
USC			DNP			
MSU			DNP			
ARK			DNP			
UGA			DNP			
MU			DNP			

#### Career Statistics (Rushing)

Year	Pos.	Att.	Yds.	Avg.	TD	Long
2009	TB	14	50	3.6	0	8
2010	TB	24	136	5.7	4	41
2011	TB	118	486	4.1	3	37
2012	TB	14	66	4.7	0	14
Total		170	736	4.32	7	41

#### Career Statistics (Receiving)

Year	G-GS	Rec.	Yds.	Avg.	TD	Long
2009	4-0	0	0	0	0	0
2010	10-0	2	0	0	0	3
2011	9-5	19	70	3.7	0	16
2012	2-2	4	20	5.0	0	13
Total	25-7	25	90	3.6	0	16

### #25 JONATHAN GEORGE

5-10, 223, Jr.

Lincoln, Ala. (Lincoln)

#### 2012:

- Impressive game vs. UGA, leading team with 87 rushing yards on 12 carries ... Had two receptions as well.
- Three-TD game vs. WKU (two rushing, one receiving) ... Led team in rushing and was third in receiving vs. WKU ... Receptions and rec. yards vs. WKU were career highs.
- Led UK in rushing vs. UF with 52 yards.
- Strong game vs. KSU with 52 yards and career-long 38-yard TD rush.
- Named game captain for Florida game.



#### 2012 Game-by-Game

Opp.	Att.	Yds.	TD	Rec.	Yds.	TD
UL	0	0	0	1	7	0
KSU	6	52	1	2	32	0
WKU	13	51	2	6	54	1
UF*	13	52	0	1	24	0
USC*	3	27	0	0	0	0
MSU*	10	10	0	1	2	0
ARK*	3	9	0	1	22	0
UGA*	12	87	0	2	9	0
MU*	9	37	0	1	5	0

#### Career Statistics (Rushing)

Year	Pos.	Att.	Yds.	Avg.	TD	Long
2010	TB	9	25	2.8	0	9
2011	TB	51	208	4.1	2	17
2012	TB	69	325	4.7	3	38
Total		129	558	4.3	5	38

#### Career Statistics (Receiving)

Year	G-GS	Rec.	Yds.	Avg.	TD	Long
2010	11-0	0	0	0	0	0
2011	11-0	2	10	5.0	0	12
2012	9-6	15	155	10.3	1	26
Total	31-6	17	165	9.7	1	26

### #33 DYSHAWN MOBLEY

5-11, 223, Fr.

Powell, Tenn. (Powell)

#### 2012:

- Solid vs. UF with 22 yards.
- Had five carries vs. MU, including eight-yard rush.
- Also got four carries vs. USC for season-high 29 yards.
- First carries of career vs. KSU



#### 2012 Game-by-Game

Opp.	Att.	Yds.	TD	Rec.	Yds.	TD
UL	0	0	0	1	1	1
KSU	6	19	0	0	0	0
WKU	0	0	0	0	0	0
UF	4	22	0	0	0	0
USC	4	29	0	0	0	0
MSU	0	0	0	0	0	0
ARK	5	19	0	0	0	0
UGA	1	1	0	0	0	0
MU	5	12	0	0	0	0

#### Career Statistics (Rushing)

Year	Pos.	Att.	Yds.	Avg.	TD	Long
2012	TB	25	102	4.1	0	13

#### Career Statistics (Receiving)

Year	G-GS	Rec.	Yds.	Avg.	TD	Long
2012	9-0	0	0	0	0	0

## WIDE RECEIVERS

### #16 LA'ROD KING

6-4, 222, Sr.

Radcliff, Ky. (North Hardin)

#### 2012:

- Led team with four receptions for 45 yards vs. UGA, including 24-yard catch.
  - Caught TD pass vs. Arkansas of 61 yards - longest catch of his career.
  - Two catches for 46 yards vs. MSU, including 32 yarder for a TD.
  - Led team in receiving vs. WKU with career-high 10 catches for 84 yards.
  - TD catch vs. KSU on fade route.
  - Led team in receiving vs. UofL with eight catches for 77 yards and a TD
  - Preseason All-SEC second team (Coaches)
- Records Watch:**
- Has 1,620 receiving yards in his career, good for seventh place on the UK career receiving yardage list.
  - Has 17 receiving TDs in his career, tying Steve Meilinger for fifth place on the UK career list.
  - Has caught 1122 passes in his career to become the 13th player in school history with 100 or more receptions.



# 2012 KENTUCKY FOOTBALL PLAYER BIOGRAPHIES

## 2012 Game-by-Game

Opp.	Rec.	Yds.	TD	Long
UL*	8	77	1	19
KSU*	5	53	1	23
WKU*	10	84	0	18
UF*	3	13	0	8
USC*	2	17	0	13
MSU*	2	46	1	32
ARK*	1	61	1	61
UGA*	4	45	0	24
MU*	1	6	0	6

## Career Statistics

Year	G-GS	Rec.	Yds.	Avg.	TD	Long
2009	11-0	10	142	14.2	1	28
2010	13-6	36	478	13.3	5	47
2011	12-12	40	598	14.9	7	55
2012	9-9	36	402	11.2	4	61
Total	45-27	122	1620	13.3	17	61

## #85 GENE MCCASKILL

6-0, 197, Sr.  
Chester, S.C. (Chester)

### 2012:

- Caught second-career TD in win over KSU.
- Two catches or more in 5 games.



## 2012 Game-by-Game

Opp.	Rec.	Yds.	TD	Long
UL	2	21	0	15
KSU	3	35	1	18
WKU*	1	3	0	3
UF	2	11	0	12
USC	2	2	0	2
MSU*	0	0	0	0
ARK	0	0	0	0
UGA	0	0	0	0
MU	0	0	0	0

## Career Statistics

Year	G-GS	Rec.	Yds.	Avg.	TD	Long
2008	12-4	15	181	12.1	0	48
2009	13-6	17	163	9.6	0	31
2010	Redshirt Season					
2011	9-5	9	85	9.4	1	34
2012	9-2	10	72	7.2	1	18
Total	43-17	51	501	10.18	2	48

## #9 DEMARCO ROBINSON

5-10, 158, So.

Ellenwood, Ga. (Martin Luther King)

### 2012:

- Led UK in receiving vs. MU with three catches for 56 yards ... Had a career-long 30 yarder in game.
- Did not have a catch vs. UGA, but did execute trick play ... caught wide receiver screen, but then threw back across field to Whitlow, who took the pass 33 yards to set up a UK TD.



- Showed speed and ability to create in space vs. MSU with six catches for 43 yards - most catches were wide receiver screens.

- Career game vs. WKU with career highs in receptions and receiving yards ... Had 21-yard reception which was longest of career.

- Was named game captain for Kent State.

+/- Led UK in receiving vs. South Carolina with three catches.

- First career start vs. South Carolina.

## 2012 Game-by-Game

Opp.	Rec.	Yds.	TD	Long
UL	3	16	0	10
KSU	2	22	0	14
WKU	7	75	0	21
UF	0	0	0	0
USC*	3	29	0	20
MSU*	6	43	0	13
ARK*	1	9	0	9
UGA	0	0	0	0
MU*	3	56	0	30

## Career Statistics

Year	G-GS	Rec.	Yds.	Avg.	TD	Long
2011	7-0	5	17	3.4	0	8
2012	9-4	25	250	10.0	0	30
Totals	16-4	30	267	10.7	0	30

## #19 E.J. FIELDS

6-1, 199, Sr.

Frankfort, Ky. (Frankfort)

### 2012:

- Two catches in two games this season.

- Second career start vs. UofL

- Seeing time on special teams with three tackles.



## 2012 Game-by-Game

Opp.	Rec.	Yds.	TD	Long
UL*	0	0	0	0
KSU	2	17	0	10
WKU	2	6	0	4
UF	0	0	0	0
USC	0	0	0	0
MSU*	0	0	0	0
ARK	0	0	0	0
UGA	0	0	0	0
MU	0	0	0	0

## Career Statistics (Receiving)

Year	G-GS	Rec.	Yds.	Avg.	TD	Long
2009	0-0	0	0	0	0	0
2010	11-0	0	0	0	0	0
2011	10-1	10	89	8.9	1	16
2012	9-2	4	23	5.8	0	10
Total	30-3	14	112	8.0	1	16

## #27 AARON BOYD

6-4, 214, Sr.

Lexington, Ky. (Henry Clay)

### 2012:

- Caught one pass vs. UGA but made it count for a 4-yard TD.

- Career night against Kent State, leading UK with 11 catches and 100 yards ... Both numbers were career highs ... Entered game with 9 catches for 82 yards during his career, left with twice as many in both categories.

- Solid game vs. WKU with four catches for 32 yards.

- Named game captain for WKU game.



## 2012 Game-by-Game

Opp.	Rec.	Yds.	TD	Long
UL	3	36	0	15
KSU*	11	100	1	21
WKU*	4	32	0	14
UF*	0	0	0	0
USC	0	0	0	0
MSU	0	0	0	0
ARK	0	0	0	0
UGA*	1	4	1	4
MU	0	0	0	0

## Career Statistics (Receiving)

Year	G-GS	Rec.	Yds.	Avg.	TD	Long
2008	11-1	5	46	9.2	0	16
2010	4-0	0	0	0	0	0
2011	3-0	1	5	5.0	0	5
2012	9-5	19	172	9.1	2	21
Total	27-6	25	223	9.1	2	21

## #23 DARYL COLLINS

5-11, 196, R-Fr.

Gadsden, Ala. (Gadsden City)

### 2012:

- Played well vs. MSU with three catches for 31 yards.

- Key reception vs. WKU, making 16-yard catch on third down in UK's game-tying drive.

- First career game - earned the start - with seven catches for 64 yards vs. UofL.

- Named game captain vs. Arkansas.



## 2012 Game-by-Game

Opp.	Rec.	Yds.	TD	Long
UL*	7	64	0	22
KSU*	0	0	0	0
WKU	1	16	0	16
UF*	0	0	0	0
USC	2	22	0	12
MSU	3	31	0	12
ARK*	0	0	0	0
UGA	2	23	0	17
MU	0	0	0	0

# 2012 KENTUCKY FOOTBALL PLAYER BIOGRAPHIES

## Career Statistics (Receiving)

Year	G-GS	Rec.	Yds.	Avg.	TD	Long
2012	9-5	15	156	10.4	0	22

## #83 DEMARCUS SWEAT

6-1, 192, Fr.

Lithonia, Ga. (Stephenson)

### 2012:

- Caught one pass for four yards vs. MU.
- Continued to show play making ability, catching 22-yard TD pass to tie game vs. WKU ... Also had 51-yard kickoff return.
- Made the most of first career reception, taking it 56 yards for a touchdown.
- First career start vs. South Carolina.
- Blocked punt vs. South Carolina.
- Been key for UK on kickoff returns, leading team with 512 yards, averaging 20.5 yards per return.



### 2012 Game-by-Game

Opp.	Rec.	Yds.	TD	Long
UL	0	0	0	0
KSU	1	56	1	56
WKU	2	24	1	22
UF	0	0	0	0
USC*	0	0	0	0
MSU	0	0	0	0
ARK	0	0	0	0
UGA	0	0	0	0
MU	1	4	0	4

### Career Statistics (Receiving)

Year	G-GS	Rec.	Yds.	Avg.	TD	Long
2012	9-2	4	84	21.0	2	56

### Kickoff Return Game-by-Game

Opp.	Returns	Yards	Avg.	TD	Long
UL	1	35	35.0	0	35
KSU	1	20	20.0	0	20
WKU	4	117	29.3	0	51
FLA	4	87	21.8	0	28
USC	4	83	20.8	0	33
MSU	3	40	13.3	0	14
ARK	2	19	9.5	0	12
UGA	5	111	22.2	0	34
MU	1	0	0	0	0

### Career Kickoff Return

Year	Returns	Yards	Avg.	TD	Long
2012	25	512	20.5	0	51

## TIGHT ENDS

### #80 RONNIE SHIELDS

6-5, 243, So.

Stone Mountain, Ga. (Stephenson)

### 2012:

- Tied a career-high two catches vs. Kent State while posting a career-best 22 yards ... Career-



long 17-yard reception vs. KSU.

- Also had two catches vs. MSU for 15 yards.

### 2012 Game-by-Game

Opp.	Rec.	Yds.	TD	Long
UL*	2	9	0	7
KSU*	2	22	0	17
WKU*	1	8	0	8
UF	0	0	0	0
USC*	1	4	0	4
MSU	2	15	0	9
ARK	0	0	0	0
UGA	0	0	0	0
MU*	0	0	0	0

### Career Statistics

Year	G-GS	Rec.	Yds.	Avg.	TD	Long
2011	7-0	2	10	5.0	0	6
2012	9-5	8	58	7.2	0	17
Total	16-5	10	68	6.8	0	17

## #89 TYLER ROBINSON

6-3, 258, Jr.

Friendsville, Tenn. (Alcoa)

### 2012:

- Career-long reception vs. WKU of 20 yards which led to a career-high receiving yards of 31.
- Third-career TD catch vs. UofL
- Started each of the last two games vs. Arkansas and Georgia.
- Missed Missouri game due to injury.



### 2012

Opp.	Rec.	Yds.	TD	Long
UL	2	5	1	4
KSU	1	7	0	7
WKU	2	31	0	20
UF	0	0	0	0
USC	0	0	0	0
MSU	0	0	0	0
ARK*	0	0	0	0
UGA*	0	0	0	0
MU			DNP	

### Career Statistics

Year	G-GS	Rec.	Yds.	Avg.	TD	Long
2010	11-3	11	80	7.3	1	14
2011	11-2	8	44	5.8	1	8
2012	8-2	5	43	8.6	1	20
Total	30-7	24	167	6.9	3	20

## FULLBACKS

### #39 DARRELL "DJ" WARREN

6-0, 241, So.

Alcoa, Tenn. (Alcoa)

### 2012:

- Played in every game - first start vs. Georgia.



- First rush of season vs. USC.

### 2012 Game-by-Game

Opp.	Att.	Yds.	TD	Rec.	Yds.	TD
UL	0	0	0	0	0	0
KSU	0	0	0	0	0	0
WKU	0	0	0	0	0	0
UF	0	0	0	0	0	0
USC	1	2	0	0	0	0
MSU	0	0	0	0	0	0
ARK	0	0	0	0	0	0
UGA	0	0	0	0	0	0
MU	0	0	0	0	0	0

### Career Statistics (Rushing)

Year	Pos.	Att.	Yds.	Avg.	TD	Long
2011	FB	2	3	1.5	0	4
2012	FB	1	2	2.0	0	2
Totals		3	5	1.6	0	4

### Career Statistics (Receiving)

Year	G-GS	Rec.	Yds.	Avg.	TD	Long
2011	12-4	4	24	6.0	0	15
2012	9-1	0	0	0	0	0
Totals	21-5	4	24	6.0	0	15

## OFFENSIVE LINE

### #69 MATT SMITH

6-4, 296, Sr.

Louisville, Ky. (St. Xavier)

### 2012:

- Named permanent team captain by teammates.
- Has played in 38 career games with 31 starts.
- On the Rimington Trophy Watch List for nation's best center.
- Honored for academics by NFF National Scholar-Athlete Awards.



### #67 LARRY WARFORD

6-3, 343, Sr.

Richmond, Ky. (Madison Central)

### 2012:

- Was primary blocker on KSU's Roosevelt Nix - who is on Outland, Lombardi and Nagurski Watch Lists. Warford collected 8 knock-down blocks and graded out at 91.7%.
- Was game captain for the UofL, UGA and Missouri games.
- Has played in 44 career games, making 34 consecutive starts.
- On The Outland Trophy and Lombardi Trophy Watch List for nation's best interior lineman.
- SEC Co-Offensive Player of the Week following Kent State game.
- Named mid-season first-team All-SEC by Phil Steele's College Football.



# 2012 KENTUCKY FOOTBALL PLAYER BIOGRAPHIES

## #79 KEVIN MITCHELL

6-6, 287, Jr.  
Winston, Ga. (Alexander)

### 2012:

- Started every game this season.
- Has played in 27 games with 10 starts.
- Joker Phillips has said he is one of most improved players on 2012 squad.



## #75 ZACH WEST

6-4, 312, R-Fr.

Lexington, Ky. (Lexington Christian Academy)

### 2012:

- First career action at UofL.
- Has played in 9 games with 9 starts.
- Missed time vs. UGA but returned and played well.
- Named game captain vs. South Carolina.



## #77 DARRIAN MILLER

6-5, 293, So.

Lexington, Ky. (Bryan Station)

### 2012:

- Played well this season, building off solid true freshman season.
- Has played in 21 games with 11 starts.



## DEFENSIVE PLAYERS

### DEFENSIVE LINE

## #96 COLLINS UKWU

6-5, 258, Sr.

La Vergne, Tenn. (La Vergne)

### 2012:

- Solid performance vs. Missouri with three tackles, a sack, two tackles for loss, a fumble forced and blocked an extra point.
- Strong game vs. MSU with seven tackles and a TFL.
- Blocked a UF field goal try.
- Has had a sack, TFL, fumble caused, fumble recovered or pass breakup in 11 of last 14 games.
- Impressive vs. WKU with career highs in tackles (10) and sacks (1.5).
- Good game vs. KSU with three tackles and two quarterback hurries.
- Fumble caused and sack vs. UofL.
- Led UK defensive line in tackles at Arkansas and vs. UGA.



### 2012 Game-by-Game

Opp.	Tkls	Sacks	TFL-Y	FC	FR
UL*	1	1-0	0-0	1	0
KSU*	3	0-0	0-0	0	0
WKU*	10	1.5-10	1.5-10	0	0
UF*	1	0-0	0-0	0	0
USC*	4	0.5-3	0.5-3	0	0
MSU*	7	0-0	0.5-1	0	0
ARK*	3	0-0	0.5-0	0	0
UGA*	5	0-0	0-0	0	0
MU*	3	1-2	2-3	1	0

### Career Statistics

Year	G-GS	Tkls	Sacks-Y	TFL-Y	FC	FR
2009	13-3	14	0.5-2	1.5-6	0	0
2010	13-13	26	1-8	1.5-8	1	0
2011	9-8	28	2.5-20	6.5-30	0	3
2012	9-9	37	4-15	5-17	2	0
Total	44-33	105	8-45	14.5-61	3	3

## #97 MISTER COBBLE

6-0, 331, Jr.

Louisville, Ky. (Central)

### 2012:

- Career-high six stops vs. WKU
- Led UK d-line in tackles vs. UofL with five stops and sack
- Returned to game action vs. MSU.
- Played well vs. Missouri with four stops.



### 2012 Game-by-Game

Opp.	Tkls	Sacks	TFL-Y	FC	FR
UL*	5	1-4	1-4	0	0
KSU*	2	0-0	0-0	0	0
WKU*	6	0-0	0-0	0	0
UF			DNP		
USC			DNP		
MSU	2	0-0	0-0	0	0
ARK	0	0-0	0-0	0	0
UGA	2	0-0	0-0	0	0
MU	4	0-0	0-0	0	0

### Career Statistics

Year	G-GS	Tkls	Sacks-Y	TFL-Y	FC	FR
2010	1-0	1	0-0	0-0	0	0
2011	12-9	33	1-3	3-10	0	0
2012	7-3	21	1-4	1-4	0	0
Total	20-12	55	2-7	4-14	0	0

## #99 DONTE RUMPH

6-3, 315, Jr.

St. Matthews, S.C. (Calhoun County/Fork Union Military Academy)

### 2012:

- Season-best game vs. USC with six tackles and a sack ... six tackles ties career high.
- Solid vs. UGA with four stops and 1.5 sacks.
- Great game vs. KSU with five tackles - one off career high - and his first sack of the season.



- Five or more stops in three games.

### 2012 Game-by-Game

Opp.	Tkls	Sacks	TFL-Y	FC	FR
UL*	2	0-0	0.5-2	0	0
KSU*	5	1-4	1-4	0	0
WKU*	2	0-0	0-0	0	0
UF*	2	0-0	0-0	0	0
USC*	6	0.5-3	0.5-3	0	0
MSU*	5	0-0	0.5-0	0	0
ARK*	1	0-0	0-0	0	0
UGA*	4	1.5-11	1.5-11	0	0
MU*	2	0-0	0-0	0	0

### Career Statistics

Year	G-GS	Tkls	Sacks-Y	TFL-Y	FC	FR
2010	12-0	12	0-0	0-0	1	0
2011	11-7	31	1-2	3-6	0	0
2012	9-9	29	3-18	4-20	0	0
Total	32-16	72	4-20	7-26	1	0

## #94 TAYLOR WYNDHAM

6-4, 243, Sr.

Swansea, S.C. (Swansea)

### 2012:

- Recovered a fumble vs. USC.
- Showed grit vs. UF with four tackles and a sack.
- Great game vs. WKU with career-best seven tackles and two TFL.
- Started vs. Kent State with three tackles and a TFL.
- Named game captain for Florida and UGA games.
- Coaches expressed need to get him on the field, moving him between defensive end and linebacker early in the season ... has started seven consecutive games.



### 2012 Game-by-Game

Opp.	Tkls	Sacks	TFL-Y	FC	FR
UL	3	0-0	0-0	0	0
KSU*	3	0-0	1-1	0	0
WKU*	7	0.5-0	2-3	0	0
UF*	4	1-1	1-1	0	0
USC*	4	0-0	0-0	0	1
MSU*	1	0-0	0.5-1	0	0
ARK*	0	0-0	0-0	0	0
UGA*	2	0.5-4	1.5-5	0	0
MU*	0	0-0	0-0	0	0

### Career Statistics

Year	G-GS	Tkls	Sacks-Y	TFL-Y	FC	FR
2009	13-7	28	2-9	6.5-19	1	1
2010	13-6	26	2.5-22	4.5-23	1	0
2011	12-3	14	0-0	1-1	0	0
2012	9-8	24	2-5	6-11	0	1
Total	47-24	92	6.5-36	18-54	2	2

# 2012 KENTUCKY FOOTBALL PLAYER BIOGRAPHIES

## #92 CHRISTIAN COLEMAN

6-3, 298, So.  
Milan, Tenn. (Milan)

### 2012:

- First tackle of season vs. KSU.



### 2012 Game-by-Game

Opp.	Tkls	Sacks	TFL-Y	FC	FR
UL	0	0-0	0-0	0	0
KSU	1	0-0	0-0	0	0
WKU	0	0-0	0-0	0	0
UF*	0	0-0	0-0	0	0
USC	0	0-0	0-0	0	0
MSU			DNP		
ARK			DNP		
UGA			DNP		
MU			DNP		

### Career Statistics

Year	G-GS	Tkls	Sacks-Y	TFL-Y	FC	FR
2011	12-2	21	0.5-0	0-0	0	0
2012	5-0	1	0-0	0-0	0	0
Totals	17-2	22	0.5-0	0-0	0	0

## #50 MIKE DOUGLAS

6-4, 269, So.  
Largo, Fla. (Largo)

### 2012:

- Season-best three tackles vs. KSU.  
- Played well vs. UL with a sack.  
- Named game captain vs. USC.



### 2012 Game-by-Game

Opp.	Tkls	Sacks	TFL-Y	FC	FR
UL	1	1-2	1-2	0	0
KSU	3	0-0	0-0	0	0
WKU	0	0-0	0-0	0	0
UF	0	0-0	0-0	0	0
USC	2	0-0	0-0	0	0
MSU	0	0-0	0-0	0	0
ARK	2	0-0	0-0	0	0
UGA	1	0-0	0-0	0	0
MU	0	0-0	0-0	0	0

### Career Statistics

Year	G-GS	Tkls	Sacks-Y	TFL-Y	FC	FR
2011	9-3	16	1-10	2-12	1	0
2012	9-0	9	1-2	1-2	0	0
Totals	18-3	25	2-12	3-14	1	0

## #51 TRISTIAN JOHNSON

6-1, 265, Jr.  
LaGrange, Ga. (LaGrange)

### 2012:

- Career-best six tackles vs. USC  
- Earned six straight starts and made the most of it, collecting 19 tackles, 1.5 sacks and 1.5 TFL in those games.  
- First career start vs. Florida.



### 2012 Game-by-Game

Opp.	Tkls	Sacks	TFL-Y	FC	FR
UL	0	0-0	0-0	0	0
KSU	0	0-0	0-0	0	0
WKU	2	0-0	0-0	0	0
UF*	4	0-0	1-1	0	0
USC*	6	0.5-4	0.5-4	0	0
MSU*	5	1-4	1-4	0	0
ARK*	0	0-0	0-0	0	0
UGA*	3	0-0	0-0	0	0
MU*	1	0-0	0-0	0	0

### Career Statistics

Year	G-GS	Tkls	Sacks-Y	TFL-Y	FC	FR
2010	7-0	0	0-0	0-0	0	0
2011	2-0	1	0-0	0-0	0	0
2012	9-6	21	2.5-9	1.5-8	0	0
Totals	18-6	22	2.5-9	1.5-8	0	0

## LINEBACKERS

### #40 AVERY WILLIAMSON

6-1, 254, Jr.  
Milan, Tenn. (Milan)

### 2012:

- Career game vs. WKU with career-high 14 tackles and his second career interception.  
- Career-high tying 14 tackles vs. Missouri, including his first career quarterback sack ... Also had a pass breakup vs. Tigers.  
- Solid outing against Miss. State with game-best 13 tackles, a quarterback hurry and recovered a on-side kick.  
- Also had 13 stops vs. UGA.  
- Led UK in stops with his first double-figure tackle game at UofL - first career start.  
- 10-plus tackles in six games this season.  
- Ranks second in the SEC and 10th nationally in tackles with 95 (10.56/game).



### 2012 Game-by-Game

Opp.	Tkls	Sacks	TFL-Y	PB	FC-RINT
UL*	12	0-0	0-0	0	1-0 0
KSU*	7	0-0	0-0	0	0-0 0
WKU*	14	0-0	0-0	0	0-0 1
UF*	8	0-0	0-0	0	0-0 0
USC*	10	0-0	0-0	0	0-0 0
MSU*	13	0-0	0-0	1	0-1 0
ARK*	4	0-0	1.5-2	0	0-0 0
UGA	13	0-0	0-0	0	0-0 0
MU*	14	1-8	1-8	1	0-0 0

### Career Statistics

Year	G-GS	Tkls	Sacks-Y	TFL-Y	PB	FC-RINT
2010	13-0	10	0-0	0-0	1	0-0 0
2011	12-0	49	0-0	1.5-3	0	1-0 1
2012	9-9	95	1-8	2.5-10	2	1-1 1
Total	34-9	154	1-8	4-13	3	2-1 2

## #2 ALVIN DUPREE

6-4, 247, So.  
Irwinton, Ga. (Wilkinson County)

### 2012:

- Has had a sack, TFL, fumble caused, fumble recovered or pass breakup in 10 of last 13 games.  
- Nice game vs. USC with nine tackles and 1.5 sacks.  
- Strong 12-tackle performance vs. WKU, which was a career-high ... Also had a TFL.  
- Caused havoc in KSU backfield with 2 TFL and a sack.  
- Had 8 stops and a pass breakup vs. MU.



### 2012 Game-by-Game

Opp.	Tkls	Sacks	TFL-Y	PB	FC-RINT
UL*	6	0-0	1.5-5	0	0-0 0
KSU*	6	1-5	2-7	0	0-0 0
WKU*	12	0-0	0.5-0	0	0-0 0
UF*	8	1-6	1-6	0	0-0 0
USC*	9	1.5-10	1.5-10	0	0-0 0
MSU*	3	0-0	0-0	0	0-0 0
ARK*	5	0-0	0-0	0	0-0 0
UGA*	8	0-0	0-0	0	0-0 0
MU*	7	0-0	0-0	1	0-0 0

### Career Statistics

Year	G-GS	Tkls	Sacks-Y	TFL-Y	PB	FC-RINT
2011	12-3	21	2.5-14	2.5-14	2	0-1 0
2012	9-9	64	3.5-21	6.5-28	1	0-0 0
Total	21-12	85	6-25	9-42	3	0-1 0

## #32 MILES SIMPSON

6-2, 223, So.  
Independence, Ky. (Simon Kenton)

### 2012:

- Career-best 12 stops vs. USC.  
- Solid game vs. Kent State with seven stops, a sack and a fumble recovery.  
- Continues to show improvement with five or more tackles in six games this season.  
- Named game captain for WKU game.



### 2012 Game-by-Game

Opp.	Tkls	Sacks	TFL-Y	PB	FC-RINT
UL*	6	0-0	0-0	1	0-0 0
KSU*	7	1-12	1-12	0	0-1 0
WKU*	5	0-0	0-0	0	0-0 0
UF*	3	0-0	0-0	0	0-0 0
USC*	12	0-0	0-0	0	0-0 0
MSU	5	0-0	0.5-1	1	0-0 0
ARK*	3	0-0	0-0	0	0-0 0
UGA*	5	0-0	0-0	0	0-0 0
MU*	3	0-0	0-0	0	0-0 0

### Career Statistics

Year	G-GS	Tkls	Sacks-Y	TFL-Y	PB	FC-RINT
2011	10-0	5	0-0	0-0	0	0-0 0
2012	9-8	49	1-12	1.5-13	2	0-1 0
Totals	19-8	54	1-12	1.5-13	2	0-1 0

# 2012 KENTUCKY FOOTBALL PLAYER BIOGRAPHIES

## #54 MALCOLM MCDUFFEN

6-3, 216, So.

Hopkinsville, Ky. (Christian County)

### 2012:

- Tied a career-high with four tackles vs. WKU.



### 2012 Game-by-Game

Opp.	Tkls	Sacks	TFL-Y	PB	FC-RINT
UL*	1	0-0	0-0	0	0-0 0
KSU	2	0-0	0-0	0	0-0 0
WKU	4	0-0	0-0	0	0-0 0
UF	0	0-0	0-0	0	0-0 0
USC	0	0-0	0-0	0	0-0 0
MSU	0	0-0	0-0	0	0-0 0
ARK	0	0-0	0-0	0	0-0 0
UGA	0	0-0	0-0	0	0-0 0
MU	1	0-0	0-0	0	0-1 0

### Career Statistics

Year	G-GS	Tkls	Sacks-Y	TFL-Y	PB	FC-RINT
2011	12-0	9	0-0	0-0	0	0-0 0
2012	9-1	8	0-0	0-0	0	0-1 0
Totals	21-1	17	0-0	0-0	0	0-1 0

## #10 TYLER BRAUSE

6-4, 241, So.

Sycamore, Ohio (Wynford)

### 2012:

- First start of career vs. UofL with career-best four stops.



### 2012 Game-by-Game

Opp.	Tkls	Sacks	TFL-Y	PB	FC-RINT
UL*	4	0-0	0-0	0	0-0 0
KSU	0	0-0	0-0	1	0-0 0
WKU			DNP		
UF			DNP		
USC	0	0-0	0-0	0	0-0 0
MSU			DNP		
ARK	0	0-0	0-0	0	0-0 0
UGA	0	0-0	0-0	0	0-0 0
MU	0	0-0	0-0	0	0-0 0

### Career Statistics

Year	G-GS	Tkls	Sacks-Y	TFL-Y	PB	FC-RINT
2011	11-0	0	0-0	0-0	0	0-0 0
2012	6-1	4	0-0	0-0	1	0-0 0
Totals	17-1	4	0-0	0-0	1	0-0 0

## #8 JOSH FORREST

6-3, 226, R-Fr.

Paducah, Ky. (Tilghman)

### 2012:

- First collegiate action vs. UofL with one tackle.

- Career-high 4 stops vs. Arkansas and Missouri.

- Missed three games with injury.



### 2012 Game-by-Game

Opp.	Tkls	Sacks	TFL-Y	PB	FC-RINT
UL	1	0-0	0-0	0	0-0 0
KSU			DNP		
WKU	1	0-0	0-0	0	0-0 0
UF			DNP		
USC			DNP		
MSU	0	0-0	0-0	0	0-0 0
ARK	4	0-0	0-0	0	0-0 0
UGA	0	0-0	0-0	0	0-0 0
MU	4	0-0	0-0	0	0-0 0

### Career Statistics

Year	G-GS	Tkls	Sacks-Y	TFL-Y	PB	FC-RINT
2012	6-0	10	0-0	0-0	0	0-0 0

## #22 KHALID HENDERSON

6-1, 220, Fr.

Mableton, Ga. (Pebblebrook)

### 2012:

- Excellent game vs. MSU with career-high five stops.

- Played well against KSU, UF and MU with three tackles.



### 2012 Game-by-Game

Opp.	Tkls	Sacks	TFL-Y	PB	FC-RINT
UL	0	0-0	0-0	0	0-0 0
KSU	3	0-0	0-0	0	0-0 0
WKU	1	0-0	0-0	0	0-0 0
UF	3	0-0	0-0	0	0-0 0
USC	1	0-0	0-0	0	0-0 0
MSU	5	0-0	0-0	0	0-0 0
ARK	0	0-0	0-0	0	0-0 0
UGA	1	0-0	0-0	0	0-0 0
MU	3	0-0	0-0	0	0-0 0

### Career Statistics

Year	G-GS	Tkls	Sacks-Y	TFL-Y	PB	FC-RINT
2012	9-0	15	0-0	0-0	0	0-0 0

## #45 PANCHO THOMAS

6-0, 225, Fr.

Tallahassee, Fla. (Godby)

### 2012:

- Season-high four stops vs. UF

- First true snaps vs. KSU



### 2012 Game-by-Game

Opp.	Tkls	Sacks	TFL-Y	PB	FC-RINT
UL	0	0-0	0-0	0	0-0 0
KSU	2	0-0	0-0	0	0-0 0
WKU			DNP		
UF	4	0-0	0-0	0	0-0 0
USC	1	0-0	0-0	0	0-0 0
MSU	2	0-0	0-0	0	0-0 0
ARK	1	0-0	0-0	0	0-0 0
UGA	0	0-0	0-0	0	0-0 0
MU	1	0-0	0-0	0	0-0 0

### Career Statistics

Year	G-GS	Tkls	Sacks-Y	TFL-Y	PB	FC-RINT
2012	8-0	11	0-0	0-0	0	0-0 0

## SECONDARY

### #35 CARTIER RICE

5-10, 187, Sr.

Duncan, S.C. (Byrnes)

### 2012:

- Second-career start vs. UofL with a career high six tackles.

- Tied career-high six tackles vs. WKU and ARK.

- Three tackles and first TFL of the season vs. Missouri.

- Missed game vs. Florida with injury, returned vs. USC with five stops.



### 2012 Game-by-Game

Opp.	Tkls	Int.-Y	TFL-Y	FC	FR	PBU
UL*	6	0-0	0-0	0	0	0
KSU*	4	0-0	0-0	0	0	0
WKU*	6	0-0	0-0	0	0	0
UF			DNP			
USC*	5	0-0	0-0	0	0	0
MSU*	3	0-0	0-0	0	0	1
ARK*	6	0-0	0-0	0	0	1
UGA*	1	0-0	0-0	0	0	0
MU*	3	0-0	1-3	0	0	0

### Career Statistics

Year	G-GS	Tkls	Int.-Y	TFL-Y	FC	FR	PBU
2009	6-0	5	1-0	0-0	0	0	0
2010	11-0	9	0-0	0.5-1	0	0	1
2011	12-1	9	0-0	0-0	0	0	3
2012	8-8	34	0-0	1-3	0	0	2
Total	37-9	57	1-0	1.5-4	0	0	6

## #1 MARTAVIUS NELOMS

6-1, 188, Sr.

Memphis, Tenn. (Fairley)

### 2012:

- Interception vs. UF in endzone.

- Career-high 11 tackles vs. WKU

- Great game vs. KSU with 7 stops, one TFL and forced fumble

- Game captain for UofL and MSU.

- Injured in first half vs. MSU, did not return.

- Missed the Arkansas and Georgia games due to injury ... Played limited snaps vs. Missouri with one tackle.



### 2012 Game-by-Game

Opp.	Tkls	Int.-Y	TFL-Y	FC	FR	PBU
UL*	3	0-0	0-0	1	0	0
KSU*	7	0-0	1-5	1	0	0
WKU*	11	0-0	0-0	0	0	0
UF*	5	1-0	0-0	0	0	0
USC*	9	0-0	0-0	0	0	0
MSU*	5	0-0	0-0	0	0	0
ARK			DNP			
UGA			DNP			
MU	1	0-0	0-0	0	0	0

# 2012 KENTUCKY FOOTBALL PLAYER BIOGRAPHIES

## Career Statistics

Year	G-GS	Tkls	Int.-Y	TFL-Y	FC	FR	PBU
2009	10-1	14	0-0	0-0	0	0	1
2010	11-9	55	0-0	5.5-36	1	0	2
2011	10-10	71	1-6	2.5-12	1	1	5
2012	7-6	41	1-0	1-5	2	0	0
Total	38-27	181	2-6	9-53	4	1	8

## #31 MIKIE BENTON

5-11, 195, Sr.

Russellville, Ky. (Russellville)

### 2012:

- Injured vs. Miss. State and missed the Arkansas and Georgia games ... Did play vs. Missouri but did not start and saw limited snaps.

- Missed Arkansas and UGA game due to injury.

- Season-high four tackles vs. UF

- Forced a fumble vs. Miss. State.



### 2012 Game-by-Game

Opp.	Tkls	Int.-Y	TFL-Y	FC	FR	PBU
UL*	3	0-0	0-0	0	0	0
KSU*	1	0-0	0-0	0	0	0
WKU*	1	0-0	0-0	0	0	0
UF*	4	0-0	0-0	0	0	0
USC*	0	0-0	0-0	0	0	0
MSU*	2	0-0	0-0	1	0	0
ARK			DNP			
UGA			DNP			
MU	0	0-0	0-0	0	0	0

### Career Statistics

Year	G-GS	Tkls	Int.-Y	TFL-Y	FC	FR	PBU
2010	8-0	0	0-0	0-0	0	0	0
2011	12-12	28	0-0	0-0	0	0	7
2012	7-6	11	0-0	0-0	1	0	0
Total	27-18	39	0-0	0-0	1	0	7

## #5 ASHELY LOWERY

6-1, 209, So.

Cleveland, Ga. (White County)

### 2012:

- Six tackles and a pass breakup vs. WKU.

- First-career start vs. UofL with a career-best eight tackles.

- Did not play vs. USC after an injury vs. Florida ... returned vs. MSU but missed second half due to injury.

- Did not play vs. Arkansas due to injury but returned vs. UGA with five stops and first career TFL.

- Has returned from injury to play well last two weeks vs. UGA and Missouri collecting nine tackles and a tackle for loss.



## 2012 Game-by-Game

Opp.	Tkls	Int.-Y	TFL-Y	FC	FR	PBU
UL*	8	0-0	0-0	0	0	0
KSU*	3	0-0	0-0	0	0	0
WKU*	6	0-0	0-0	0	0	1
UF*	4	0-0	0-0	0	0	1
USC			DNP			
MSU*	4	0-0	0-0	0	0	0
ARK			DNP			
UGA*	5	0-0	1-3	0	0	0
MU*	4	0-0	0-0	0	0	0

### Career Statistics

Year	G-GS	Tkls	Int.-Y	TFL-Y	FC	FR	PBU
2011	12-0	16	0-0	0-0	0	1	1
2012	7-7	34	0-0	1-3	0	0	1
Total	19-7	50	0-0	1-3	0	1	2

## #37 DAKOTAH TYLER

5-11, 207, Jr.

Indianapolis, Ind. (Pike)

### 2012:

- Season-ending knee injury sustained vs. USC.

- Career-high six tackles vs. UF

- Good game against KSU with three tackles and a pass breakup, delivering big hits in secondary.

- Was named game captain for WKU game.

- Two tackles vs. USC until injury.



### 2012 Game-by-Game

Opp.	Tkls	Int.-Y	TFL-Y	FC	FR	PBU
UL	0	0-0	0-0	0	0	0
KSU	3	0-0	0-0	0	0	1
WKU	1	0-0	0-0	0	0	0
UF	6	0-0	0-0	0	0	0
USC	2	0-0	0-0	0	0	0
MSU			DNP			
ARK			DNP			
UGA			DNP			
MU			DNP			

### Career Statistics

Year	G-GS	Tkls	Int.-Y	TFL-Y	FC	FR	PBU
2010	11-1	13	0-0	1-6	1	0	1
2012	5-0	12	0-0	0-0	0	0	1
Totals	16-1	25	0-0	1-6	1	0	2

## #3 FRED TILLER

6-0, 180, Fr.

Homerville, Ga. (Clinch County)

### 2012:

- Career game vs. UGA with eight stops off the bench.

- Five tackles against KSU, playing well in UK secondary.

- First collegiate action vs. UofL where he recorded one tackle.

- Good game vs. MSU with three tackles and two pass breakups.

- Injured vs. Arkansas, missing second half.



## 2012 Game-by-Game

Opp.	Tkls	Int.-Y	TFL-Y	FC	FR	PBU
UL	1	0-0	0-0	0	0	0
KSU	5	0-0	0-0	0	0	0
WKU	0	0-0	0-0	0	0	0
UF	3	0-0	0-0	0	0	0
USC	0	0-0	0-0	0	0	0
MSU	3	0-0	0-0	0	0	2
ARK	1	0-0	0-0	0	0	0
UGA	8	0-0	0-0	0	0	0
MU	3	0-0	0-0	0	0	0

### Career Statistics

Year	G-GS	Tkls	Int.-Y	TFL-Y	FC	FR	PBU
2012	9-0	24	0-0	0-0	0	0	2

## #15 J.D. HARMON

6-2, 197, Fr.

Paducah, Ky. (Tilghman)

### 2012:

- Career-game vs. Missouri with career-best seven tackles and two interceptions ... First player to have two INTs in one game since Winston Guy vs. WKU in 2011.

- Named Honorable Mention Defensive Back of Week by College Football Performance Awards after KU game.

- Played well in defensive backfield vs. KSU with two tackles and two pass breakups.

- First collegiate action vs. UofL.



### 2012 Game-by-Game

Opp.	Tkls	Int.-Y	TFL-Y	FC	FR	PBU
UL	0	0-0	0-0	0	0	0
KSU	2	0-0	0-0	0	0	2
WKU	0	0-0	0-0	0	0	0
UF	2	0-0	0-0	0	0	0
USC	0	0-0	0-0	0	0	0
MSU	1	0-0	0-0	0	0	0
ARK	0	0-0	0-0	0	0	0
UGA	0	0-0	0-0	0	0	0
MU	7	2-8	0-0	0	0	0

### Career Statistics

Year	G-GS	Tkls	Int.-Y	TFL-Y	FC	FR	PBU
2012	9-0	13	2-8	0-0	0	0	2

## #16 CODY QUINN

5-10, 163, Fr.

Middletown, Ohio (Middletown)

### 2012:

- Career-high seven tackles vs. Arkansas.

- First start vs. UF with three tackles and a pass breakup.

- Started four consecutive games, playing well.

- Leads team with three pass breakups.

- First career action vs. KSU.

- Started vs. MSU with two tackles and a pass breakup.



# 2012 KENTUCKY FOOTBALL PLAYER BIOGRAPHIES

## 2012 Game-by-Game

Opp.	Tkls	Int.-Y	TFL-Y	FC	FR	PBU
UL			DNP			
KSU	0	0-0	0-0	0	0	0
WKU	0	0-0	0-0	0	0	0
UF*	3	0-0	0-0	0	0	1
USC*	3	0-0	0-0	0	0	0
MSU*	2	0-0	0-0	0	0	1
ARK*	7	0-0	0-0	0	0	1
UGA*	4	0-0	0-0	0	0	0
MU*	0	0-0	0-0	0	0	0

## Career Statistics

Year	G-GS	Tkls	Int.-Y	TFL-Y	FC	FR	PBU
2012	8-6	19	0-0	0-0	0	0	3

## #7 DARON BLAYLOCK

6-1, 215, Fr.

Marietta, Ga. (Walton)

### 2012:

- First collegiate action vs. KSU.
- Started against Arkansas, making career-high five tackles.



## 2012 Game-by-Game

Opp.	Tkls	Int.-Y	TFL-Y	FC	FR	PBU
UL			DNP			
KSU	4	0-0	0-0	0	0	1
WKU	0	0-0	0-0	0	0	0
UF	1	0-0	0-0	0	0	0
USC	0	0-0	0-0	0	0	0
MSU	1	0-0	0-0	0	0	0
ARK*	5	0-0	0-0	0	0	0
UGA	0	0-0	0-0	0	0	0
MU	1	0-0	0-0	0	0	0

## Career Statistics

Year	G-GS	Tkls	Int.-Y	TFL-Y	FC	FR	PBU
2012	8-1	12	0-0	0-0	0	0	1

## #17 ZACK BLAYLOCK

6-0, 188, Fr.

Marietta, Ga. (Walton)

### 2012:

- Seen action in four games this season, making first start against Arkansas.
- Continues to improve and played best game yet vs. UGA with career-high seven stops.



## 2012 Game-by-Game

Opp.	Tkls	Int.-Y	TFL-Y	FC	FR	PBU
UL			DNP			
KSU			DNP			
WKU			DNP			
UF			DNP			
USC			DNP			
MSU	2	0-0	0-0	0	0	0
ARK*	3	0-0	0-0	0	0	0
UGA*	7	0-0	0-0	0	0	0
MU*	1	0-0	0-0	0	0	0

## Career Statistics

Year	G-GS	Tkls	Int.-Y	TFL-Y	FC	FR	PBU
2012	4-3	13	0-0	0-0	0	0	0

# SPECIALISTS

## #9 LANDON FOSTER

6-1, 198, Fr.

Franklin, Tenn. (Independence)

### 2012:

- Career day vs. Arkansas with career-long 58 yard punt ... Average of 48.4 in game.
- Switched field position for UK vs. UGA with six punts, including pinning UGA inside its own 20-yard line three times.
- Three punts for average of 50.7 yards against Kent State
- Showed great punting skills in first collegiate game launching a 53-yarder and pinning UofL inside 10-yard line twice.
- Has only two touchbacks this season.
- Named honorable mention punter of the week by College Football Performance Awards four times.
- On National Freshman Performer of the Year Watch List by College Football Performance Awards.



## 2012 Punts

Opp.	Punts	Yds.	Avg.	Long	In20
UL	2	88	44.0	53	2
KSU	3	152	50.7	52	0
WKU	2	69	34.5	44	0
UF	6	255	42.5	52	1
USC	6	201	33.5	43	0
MSU	8	350	43.8	56	3
ARK	8	387	48.4	58	1
UGA	6	267	44.5	53	3
MU	7	275	39.3	52	0

## Career Punts

Year	Punts	Yds.	Avg.	Long	In20
2012	48	2044	42.6	58	10

## #88 JOE MANSOUR

6-2, 184, Jr.

LaGrange, Ga. (LaGrange)

### 2012:

- Handled the kickoffs vs. USC, getting three touchbacks.
- Had a touchback vs. KSU
- Successful on-side kick vs MSU.



## Career Kickoffs

Year	G	KO	Touchbacks
2010	9	48	15
2011	12	44	14
2012	6	17	10
Total	27	109	39

## #93 CRAIG MCINTOSH

6-0, 200, Sr.

Lexington, Ky. (Lexington Christian)

### 2012:

- Made a 47 yarder against Kent State and WKU.
- Missed two long field goals vs. UF, including possible career-long.
- Made 37-yard FG vs. UGA.
- Made 43 yarder vs. MU before missing 47 yarder.
- Leads team in scoring with 36 points.



## 2012 Field Goals

Opp.	FG	Made	Missed	PAT	Points
UL	0-1	-	42	2-2	2
KSU	1-2	47	45	6-6	9
WKU	1-1	47	-	4-4	7
UF	0-2	-	54, 46	0-0	0
USC	1-1	22	-	2-2	5
MSU	0-0	-	-	2-2	2
ARK	0-0	-	-	1-1	1
UGA	1-1	37	-	3-3	6
MU	1-2	43	37	1-1	4

## Career Field Goals by Distance

Year	1-19	20-29	30-39	40-49	50+	Total	Lg
2010	0-0	3-3	3-4	3-5	2-3	11-15	50
2011	0-0	6-7	3-3	3-4	0-0	12-14	48
2012	0-0	1-1	1-1	3-7	0-1	5-10	47
Total	0-0	10-11	7-8	9-16	2-4	28-39	50

## Career Field Goal Statistics

Year	G	FG	PAT	Total Points
2009	10	0-0	0-0	0
2010	12	11-15	34-35	67
2011	12	12-14	20-21	56
2012	8	5-10	21-21	36
Total	42	28-39	75-77	159

## Career Kickoffs

Year	KO	Touchbacks
2009	51	11
2010	15	3
2012	13	3
Total	79	17

# 2012 GAME REVIEWS

# 1

## #25 LOUISVILLE 32, KENTUCKY 14

### SEPT. 2, 2012



Kentucky could not continue its streak of five-consecutive season opening victories, falling to in-state foe Louisville 32-14 at Papa John's Cardinals Stadium in Louisville.

U of L quarterback Teddy Bridgewater paced the Cardinals, completing 19-of-21 passes for 232 yards, while running backs Seniorise Perry and Jeremy Wright each rushed for more than 100 yards and combined for four touchdowns.

The Wildcats totaled 373 yards total offense and accumulated 24 first downs. Sophomore quarterback Maxwell Smith completed 35-of-50 passes for 280 yards and two touchdowns. Senior tailback CoShik Williams led the Wildcat rushing with 62 yards on just 10 carries.

Kentucky had the opening possession of the game, switching field position and pinning Louisville at its own one-yard line for the Cardinals' opening series. However, the Cards put together a 99-yard touchdown drive and tallied a two-point conversion to take an 8-0 lead.

UK cut the lead to 8-7 on its next drive, traveling 75 yards down the field before Smith connected with tight end Tyler Robinson for a one-yard touchdown reception. But less than three minutes later, Louisville's offense regained the lead with a drive that ended with a 47-yard touchdown rush by Perry. U of L led 22-7 at halftime after a 14-yard TD run by Wright.

U of L tacked on 10 points in the third quarter with a 22-yard field goal by John Wallace and a one-yard touchdown run by Wright to take a 32-7 lead.

UK answered late in the third with a flawless 65-yard touchdown drive with Smith connecting with La'Rod King from five yards out to cut the lead to 32-14. That proved to be the final score as neither team got on the board in the fourth quarter.

#### Scoring Summary

Kentucky	0	7	7	0	-	14
Louisville	8	14	10	0	-	32

- UL – Wright 1 run (Smith pass from Stein) ... 3:11 1st qtr.
- UK – T. Robinson 1 pass from Smith (McIntosh kick) ... 13:42 2nd qtr.
- UL – Perry 47 run (Wallace kick) ... 11:03 2nd qtr.
- UL – Wright 14 run (Wallace kick) ... 4:17 2nd qtr.
- UL – Wallace 22 FG ... 8:19 3rd qtr.
- UL – Wright 1 run (Wallace kick) ... 4:37 3rd qtr.
- UK – King 5 pass from Smith (McIntosh kick) ... 2:43 3rd qtr.

#### Team Statistics

	Kentucky	Louisville
First Downs	24	26
Rush Attempts/Net Rushing Yds.	19/93	46/219
Passing C/A/I	35/51/0	22/26/0
Net Passing Yards	280	247
Offensive Plays	70	72
Total Offense	373	466
Fumbles/Lost	3/2	3/0
Penalties/Yards	3/17	6/42
Punts/Average	2/44.0	4/42.8
Third-Down Conversions	7-of-13	6-of-12
Time of Possession	23:39	36:21

#### Individual Statistics

##### Rushing (ATT-YARD-TD)

Kentucky – Williams 10-62, Sanders 3-38, Newton 1-4, team 1-(-1), Foster 1-(-2), Smith 3-(-8)  
 UL – Perry 16-108-1, Wright 22-105-3, Bridgewater 5-8, Stein 2-0, team 1-(-2)

##### Passing (COMP-ATT-INT-YARDS-TD)

Kentucky – Smith 35-50-0-280-2, McCaskill 0-1-0-0-0  
 UL – Bridgewater 19-21-0-232-0, Stein 3-5-0-15-0

##### Receiving (REC-YARDS-TD)

Kentucky – King 8-77-1, Collins 7-64, Boyd 3-36, Sanders 3-23, Williams 3-21, D. Robinson 3-16, McCaskill 2-21, Shields 2-9, T. Robinson 2-5-1, George 1-7, Mobley 1-1  
 UL – Copeland 4-51, Smith 4-46, Parker 3-57, Nord 3-19, Rogers 2-24, Wright 2-21, Radcliff 2-7, Davis 1-12, Perry 1-10

##### Tackles

Kentucky – Williamson 12, Lowery 8  
 UL – Smith 10, Pryor 9

# 2

## KENTUCKY 47, KENT STATE 14

### SEPT. 8, 2012



Maxwell Smith had a career-best 354 yards passing and four touchdowns and Raymond Sanders added a career-high 115 yards rushing as Kentucky beat Kent State 47-14 on Saturday to win its seventh-straight home opener at Commonwealth Stadium.

The Wildcats racked up 539 yards to wear down the Golden Flashes. Aaron Boyd caught 11 passes for 100 yards during the game, including his first collegiate touchdown, and Sanders had a 67-yard TD dash as UK built a 17-7 halftime lead.

After Kent State cut the lead to 17-14 on the opening drive of the third quarter, UK responded with 30 unanswered points. Smith's 18-yard touchdown pass to a leaping Gene McCaskill capped an 11-play, 80-yard drive with 7:06 left in the third quarter. After the UK defense hit the scoreboard by getting a safety, Kentucky scored touchdowns on its next three possessions. Four plays after the safety, Jonathan George scurried into the middle for a 38-yard touchdown run before Smith threw his third touchdown with 13:28 left in the game, an 11-yard fade to La'Rod King, to make it 40-14.

Kent State pushed into Wildcats' territory on its next possession, but Miles Simpson sacked the quarterback on fourth-and-10 from the Kentucky 32 for a 12-yard loss and a turnover on downs.

Smith's final pass of the game found DeMarcus Sweat along the right sideline and the freshman broke the screen for 56-yard touchdown and the game's final 47-14 margin. It was his first career reception.

Kentucky's 539 yards marked its best offensive performance since recording 580 yards against Vanderbilt on Nov. 13, 2010. Smith finished 30 of 39 and his 354 yards were the most for a Wildcats quarterback since 2007. Boyd, a senior making his first start since his freshman season, eclipsed his previous career totals in receptions (nine) and yards (87) in this game alone.

#### Scoring Summary

Kent State	7	0	7	0	-	14
Kentucky	0	17	16	14	-	47

- KSU – Archer 47 run (Cortez kick) ... 2:04 1st qtr.
- UK – Boyd 14 pass from Smith (McIntosh kick) ... 14:04 2nd qtr.
- UK – Sanders 67 run (McIntosh kick) ... 8:00 2nd qtr.
- UK – McIntosh 47 FG ... 00:00 2nd qtr.
- KSU – Durham 26 run (Cortez kick) ... 10:34 3rd qtr.
- UK – McCaskill 18 pass from Smith (McIntosh kick) ... 7:06 3rd qtr.
- UK – Team safety ... 4:25 3rd qtr.
- UK – George 38 run (McIntosh kick) ... 3:20 3rd qtr.
- UK – King 11 pass from Smith (McIntosh kick) ... 13:28 4th qtr.
- UK – Sweat 56 pass from Smith (McIntosh kick) ... 10:17 4th qtr.

#### Team Statistics

	KSU	UK
First Downs	24	25
Rush Attempts/Net Rushing Yds.	37/182	30/185
Passing C/A/I	28-43-0	30-39-0
Net Passing Yards	227	354
Offensive Plays	80	69
Total Offense	409	539
Fumbles/Lost	1-1	0-0
Penalties/Yards	5/35	4/50
Punts/Average	4/39.2	3/50.7
Third-Down Conversions	9 of 18	5 of 12
Time of Possession	35:51	24:09

#### Individual Statistics

##### Rushing (ATT-YARD-TD)

Kentucky – Sanders 13-115-1, George 6-52-1, Mobley 6-19, Whitlow 1-2, Max. Smith 3-1, Newton 1-(-4)  
 KSU – Durham 16-87-1, Archer 8-78-1, Keith 9-10, Durden 4-7

##### Passing (COMP-ATT-INT-YARDS-TD)

Kentucky – Max. Smith 30-39-0-354-4  
 KSU – Keith 28-43-0-227-0

##### Receiving (REC-YARDS-TD)

Kentucky – Boyd 11-100-1, King 5-53-1, McCaskill 3-35-1, George 2-32, D. Robinson 2-22, Shields 2-22, Fields 2-17, Sweat 1-56, Sanders 1-10, T. Robinson 1-7  
 KSU – Boyle 6-64, Humphrey 4-36, Archer 4-29, Durham 4-26, Erjavec 3-18, Hurdle 2-27, Adeyemi 2-17, Miller 1-6, Durden 1-6, Payton 1-(-2)

##### Tackles

Kentucky – Simpson 7, Williamson 7, Neloms 7, Brown 7  
 KSU – Wollet 13, Batton 10

# 2012 GAME REVIEWS

## 3

### WESTERN KENTUCKY 32, KENTUCKY 31 (OT)

SEPT. 15, 2012



Trailing 17 points late in the first half, the University of Kentucky football team fought all the way back to tie the game and force overtime before Western Kentucky used a late-game trick play to convert a two-point conversion and defeat Kentucky 32-31 at Commonwealth Stadium.

The Hilltoppers came out of the gate firing, scoring 17 points to start the game. WKU's Garrett Schwettman started the scoring with a 23-yard field goal before running back Antonio Andrews earned a pair of one-yard touchdown rushes to create the 17-0 advantage.

Kentucky got its offense going after Andrew's second touchdown, rolling 65 yards down the field in seven plays, scoring its first points of the game when junior tailback Jonathan George rushed in from eight yards out.

That was one of three touchdowns in the game for George, who led UK in rushing and was third in receiving in the game.

UK cut the lead to 17-10 at the half when senior kicker Craig McIntosh drilled a 47-yard field goal as time expired. It marked the second-consecutive game McIntosh has ended the half with a 47-yard field goal.

Western Kentucky cut Kentucky's momentum to start the second half, posting a 75-yard drive that ended with a 13-yard touchdown reception by Willie McNeal from quarterback Kawaun Jakes.

Kentucky would do the rest of the scoring in regulation when George caught a 15-yard touchdown pass late in the third quarter and freshman DeMarcus Sweat topped a last-minute scoring drive with a 22-yard touchdown catch to force overtime.

On offense first in overtime, UK wasted no time getting into the endzone with a three-play drive that ended with George's third touchdown of the game, an 11-yard run.

After McIntosh's extra point, WKU had its turn, punching the ball into the endzone with Andrews' third rushing touchdown of the game. WKU head coach Willie Taggart then decided to go for the two-point conversion and the win. Jakes took the snap and lateraled to Andrews, who threw back to Jakes to clinch the victory.

#### Scoring Summary

WKU	3	14	7	0	8	-	32
Kentucky	0	10	7	7	7	-	31

WKU – Schwettman 23 FG ... 7:17 1st qtr.  
 WKU – Andrews 1 run (Schwettman kick) ... 7:06 2nd qtr.  
 WKU – Andrews 1 run (Schwettman kick) ... 5:01 2nd qtr.  
 UK – George 8 run (McIntosh kick) ... 3:01 2nd qtr.  
 UK – McIntosh 47 FG ... 0:00 2nd qtr.  
 WKU – McNeal 13 pass from Jakes (Schwettman kick) ... 8:02 3rd qtr.  
 UK – George 15 pass from Smith (McIntosh kick) ... 3:33 3rd qtr.  
 UK – Sweat 22 pass from Smith (McIntosh kick) ... 0:24 4th qtr.  
 UK – George 11 run (McIntosh kick) ... OT  
 WKU – Andrews 2 run (Jakes pass from Andrews) ... OT

#### Team Statistics

	WKU	UK
First Downs	21	28
Rush Attempts/Net Rushing Yds.	51/163	19/41
Passing C/A/I	16/22/1	37/61/4
Net Passing Yards	160	332
Offensive Plays	73	80
Total Offense	323	373
Fumbles/Lost	1/1	2/0
Penalties/Yards	7/82	5/35
Punts/Average	4/40.2	2/34.5
Third-Down Conversions	7-of-16	9-of-16
Time of Possession	36:07	23:53

#### Individual Statistics

##### Rushing (ATT-YARD-TD)

Kentucky – George 13-51-2, Williams 4-4, McCaskill 1-(-4), Smith 1-(-10)  
 WKU – Andrews 34-125-3, Allen 6-20, Jakes 8-9, Jones 2-5, Brown 1-4

##### Passing (COMP-ATT-INT-YARDS-TD)

Kentucky – Max. Smith 37-60-4-332-2  
 WKU – Jakes 16-22-1-160-1

##### Receiving (REC-YARDS-TD)

Kentucky – King 10-84, D. Robinson 7-75, George 6-54-1, Boyd 4-32, T. Robinson 2-31, Sweat 2-24-1, Fields 2-6, Collins 1-16, Shields 1-8, McCaskill 1-3, Williams 1-(-1)  
 WKU – Doyle 4-29, Jones 4-23, Andrews 3-36, McNeal 3-26-1, Aikens 1-29, Vasquez 1-17


##### Tackles

Kentucky – Williamson 14, Dupree 12  
 WKU – Boyd 10, Jackson 8

## 4

### #14 FLORIDA 38, KENTUCKY 0

SEPT. 22, 2012



The No. 14-ranked Florida Gators got a solid defensive effort en route to shutting out Kentucky in the Wildcats' Southeastern Conference opener 38-0 at Ben Hill Griffin Stadium.

The two teams battled back-and-forth in the first quarter with neither able to get much going offensively. Florida went three-and-out on its first two possessions of the game before taking advantage of good field position midway through first quarter to get on the board with a Caleb Sturgis 27-yard field goal. Kentucky moved the ball well on the ensuing series before missing a 54-yard field goal that would have tied the game late in the first quarter.

Florida increased its lead to 10-0 early in the second quarter with a 10-play 63-yard drive that ended with a 1-yard touchdown rush by Mike Gillislee. Florida increased the lead to 17-0 when Jaylen Watkins intercepted a pass and returned it 26 yards for a touchdown to give the Gators a 17-0 lead.

UK's Collins Ukwu blocked a Florida field goal attempt, but late in the quarter, Florida pieced together a two-minute drill that ended with Jeff Driskel connecting with Quinton Dunbar for a 19-yard touchdown reception.

Each team had four drives in the second half, with Florida scoring a touchdown in each quarter. Driskel made it 31-0 with a one-yard touchdown rush late in the third quarter, while Jacoby Brissett also rushed in from one-yard out midway through the fourth quarter.

Kentucky did not have its starting quarterback or tailback in the game as sophomore quarterback Maxwell Smith did not play due to a shoulder injury and tailback CoShik Williams also was sidelined. QB Morgan Newton threw for 48 yards and added 34 rushing yards. TB Jonathan George ran for 52 yards and Raymond Sanders picked up 48 as the Wildcats rushed for 159 yards.

Linebackers Avery Williamson and Bud Dupree led the defense with eight tackles each, including a quarterback sack by Dupree. The Cats had three sacks during the game, plus an interception by cornerback Martavius Neloms.

#### Scoring Summary

Kentucky	0	0	0	0	-	0
Florida	3	21	7	7	-	38

UF – Sturgis 27 FG ... 5:18 1st qtr.  
 UF – Gillislee 1 run (Sturgis kick) ... 12:04 2nd qtr.  
 UF – Watkins 26 interception return (Sturgis kick) ... 8:24 2nd qtr.  
 UF – Dunbar 19 pass from Driskel (Sturgis kick) ... 0:44 2nd qtr.  
 UF – Driskel 1 run (Sturgis kick) ... 2:50 3rd qtr.  
 UF – Brissett 1 run (Sturgis kick) ... 6:47 4th qtr.

#### Team Statistics

	UK	UF
First Down	12	22
Rush Attempts/Net Rushing Yds.	32/159	45/200
Passing C/A/I	8/27/3	18/27/1
Net Passing Yards	60	203
Offensive Plays	59	72
Total Offense	219	403
Fumbles/Lost	0/0	0/0
Penalties/Yards	7/45	7/51
Punts/Net Average	6/41.2	3/45.7
Third-Down Conversions	4-of-15	12-of-17
Time of Possession	22:19	37:41

#### Individual Statistics

##### Rushing (ATT-YARD-TD)

Kentucky – George 13-52, Sanders 10-48, Newton 4-34, Mobley 4-22, Whitlow 1-3  
 UF – Gillislee 13-56-1, Jones 10-45, Driskel 8-35-1, Johnson 5-35, Brown 4-31, Brissett 2-4-1, team 3-(-6)

##### Passing (COMP-ATT-INT-YARDS-TD)

Kentucky – Newton 7-21-3-48-0, Whitlow 1-6-0-12-0  
 UF – Driskel 18-27-1-203-1

##### Receiving (REC-YARDS-TD)

Kentucky – King 3-13, McCaskill 2-11, George 1-24, Legree 1-12, Sanders 1-0  
 UF – Hines 3-52, Reed 3-41, Hammond 3-41, Dunbar 3-36-1, Gillislee 1-11, Jones 1-6, Burton 1-6, Joyer 1-5, Brown 1-5, Andrades 1-0

##### Tackles

Kentucky – Williamson 8, Dupree 8  
 UF – Hunter 8, Evans

# 2012 GAME REVIEWS

# 5

## #6 SOUTH CAROLINA 38, KENTUCKY 17

### SEPT. 29, 2012



Kentucky had a goal line stand, blocked a punt and recovered a fumble en route to a 10-point lead at half-time over No. 6 South Carolina before the Gamecocks scored 31 unanswered points in the second half to defeat Kentucky 38-17 on Saturday, Sept. 30 at Commonwealth Stadium.

Both teams went three-and-out to start the game but Kentucky's was a costly series as starting quarterback Maxwell Smith sustained an ankle injury on the second offensive play of the game that sidelined him for the rest of the night. On the ensuing South Carolina possession, the Gamecocks drove 55 yards down the field to the UK one yard line before being stopped on third and fourth downs.

UK and new quarterback Jalen Whitlow responded with one of the best offensive drives of the season, marching 94 yards before ending with a 22-yard field goal from

Craig McIntosh. After both teams exchanged a three-and-out, South Carolina took its first lead of the game when Ace Sanders caught a three-yard TD to make it 7-3.

Kentucky responded with touchdowns on its next two possessions, including the first that ended with Whitlow's first career rushing touchdown from eight yards away. After Wildcat freshman Daron Blaylock blocked a Gamecock punt, Kentucky put together another scoring drive when Raymond Sanders rushed in from 10 yards out to give the Wildcats a 17-7 lead.

UK's defense was stellar on USC's next series, recovering a fumble on the 10-yard line with one minute to play. However, the Wildcats were unable to add to the lead as time expired when UK recovered its own fumble but could not get another play off. The highly ranked Gamecocks took control of the game in the second half, scoring touchdowns on four of their six possessions, including three straight to start the half, to seal the victory.

South Carolina tailback Marcus Lattimore punched in two touchdowns in the second half en route to 23 carries for 120 yards overall. Quarterback Connor Shaw threw for 148 yards and two touchdowns while also rushing for 76 net yards. In relief of Smith, Whitlow threw for 114 yards. Sanders led UK's rushing attack with 59 yards on 14 carries.

#### Scoring Summary

South Carolina	0	7	14	17	-	38
Kentucky	3	14	0	0	-	17

UK - McIntosh 22 FG ... 1:02 1st qtr.  
 USC - Sanders 3 pass from Shaw (Yates kick) ... 9:30 2nd qtr.  
 UK - Whitlow 8 run (McIntosh kick) ... 5:33 2nd qtr.  
 UK - Sanders 10 run (McIntosh kick) ... 1:42 2nd qtr.  
 USC - Byrd 30 pass from Shaw (Yates kick) ... 9:34 3rd qtr.  
 USC - Miles 17 run (Yates kick) ... 4:56 3rd qtr.  
 USC - Lattimore 3 run (Yates kick) 9:17 4th qtr.  
 USC - Lattimore 4 run (Yates kick) 5:19 4th qtr.  
 USC - Yates 31 FG ... 2:27 4th qtr.

#### Team Statistics

	USC	UK
First Downs	20	16
Rush Attempts/Net Rushing Yds.	48/200	39/120
Passing C/A/I	15/19/0	13/24/2
Net Passing Yards	148	123
Offensive Plays	67	63
Total Offense	348	243
Fumbles/Lost	1/1	2/0
Penalties/Yards	4/31	4/38
Punts/Average	3/24.7	6/33.5
Third-Down Conversions	7-of-14	6-of-14
Time of Possession	31:17	28:43

#### Individual Statistics

##### Rushing (ATT-YARD-TD)

Kentucky - Sanders 14-59-1, Mobley 4-29, George 3-27, Whitlow 16-6-1, Warren 1-2, Smith 1-(-7), D. Robinson 0-4  
 USC - Lattimore 23-120-2, Shaw 19-76, Miles 2-18-1, Davis 2-9, Sanders 1-1, team 1-(-24)

##### Passing (COMP-ATT-INT-YARDS-TD)

Kentucky - Whitlow 12-23-2-114-0, Smith 1-1-0-9-0  
 USC - Shaw 15-18-0-148-2, Thompson 0-1-0-0-0

##### Receiving (REC-YARDS-TD)

Kentucky - D. Robinson 3-29, Legree 2-25, Collins 2-22, King 2-17, McCaskill 2-2, Sanders 1-24, Shields 1-4  
 USC - Sanders 4-15-1, Lattimore 3-16, Byrd 2-32-1, Ellington 2-29, Cunningham 2-10, Anderson 1-37, Gilchrist 1-9

##### Tackles

Kentucky - Simpson 12, Williamson 10  
 USC - Williams 8

# 6

## #20/19 MISSISSIPPI STATE 27, KENTUCKY 14

### OCT. 6, 2012



No. 20-ranked Mississippi State jumped out to a 14-0 lead, then held on to defeat Kentucky 27-14 in Commonwealth Stadium.

The game against Mississippi State completed a three-game stretch for Kentucky against top-20 ranked, undefeated Southeastern Conference opponents. Kentucky played four ranked opponents in the first six weeks of the season, the first time that has happened in 42 years. The Bulldogs started off strong, marching 85 yards down the field on the first series of the game before Adrian Marcus scored on a 10-yard touchdown pass to give the Bulldogs a 7-0 lead they would not relinquish. Later in the quarter, MSU added to the lead when LaDarius Perkins got a 31-yard touchdown run to make the score 14-0.

Kentucky responded on the next drive behind strong play from true freshman quarterback Patrick Towles, who took the Wildcats 80 yards down the field on his first career series to cut the lead in half. Towles went 5-for-5 passing on the drive, including a 32-yard strike to La'Rod King for a touchdown.

However, on the very next possession, Towles was sacked and injured an ankle that sidelined him for the rest of the game. Fellow true freshman quarterback Jalen Whitlow, who started the game, saw the rest of the snaps at QB.

MSU tacked on two field goals from Devon Bell in the final two minutes to increase its halftime lead to 20-7. The Bulldogs scored on their first possession of the second half, featuring a 27-yard touchdown pass from Tyler Russell to Chad Bumphis to increase the lead to 27-7.

That would be the only points of the second half for Mississippi State as the UK defense held its ground from there. UK got on the scoreboard midway through the third quarter when Whitlow rushed in from three yards out to cut the MSU lead to 13. UK successfully converted an on-side kick, but was not able to capitalize. The score held through the fourth quarter.

Whitlow completed 10 of 21 passes for 73 yards and added 26 rushing yards. Linebacker Avery Williamson paced the defensive effort with 13 tackles, a pass breakup and a quarterback hurry.

#### Scoring Summary

Mississippi State	14	6	7	0	-	27
Kentucky	0	7	7	0	-	14

MSU - Marcus 10 pass from Russell (Bell kick) ... 9:15 1st qtr.  
 MSU - Perkins 31 run (Bell kick) ... 1:32 1st qtr.  
 UK - King 32 pass from Towles (McIntosh kick) ... 11:58 2nd qtr.  
 MSU - Bell 20 FG ... 1:55 2nd qtr.  
 MSU - Bell 37 FG ... 0:00 2nd qtr.  
 MSU - Bumphis 27 pass from Russell (Bell kick) ... 12:43 3rd qtr.  
 UK - Whitlow 3 run ... 6:22 3rd qtr.

#### Team Statistics

	MSU	UK
First Downs	25	13
Rush Attempts/Net Rushing Yds.	39/158	34/84
Passing C/A/I	23/39/0	15/27/0
Net Passing Yards	269	144
Offensive Plays	78	61
Total Offense	427	228
Fumbles/Lost	1/1	1/0
Penalties/Yards	2/9	3/40
Punts/Average	5/34.6	8/43.8
Third-Down Conversions	10-of-18	5-of-15
Time of Possession	35:59	24:01

#### Individual Statistics

##### Rushing (ATT-YARD-TD)

UK - Sanders 13-43, Whitlow 8-26-1, D. Robinson 1-15, George 10-10, Towles 2-(-10)  
 MSU - Perkins 25-110-1, Prescott 7-32, Robinson 3-12, Milton 1-4, Russell 2-0, team 1-0

##### Passing (COMP-ATT-INT-YARDS-TD)

Kentucky - Whitlow 10-21-0-73-0, Towles 5-6-0-71-1  
 MSU - Russell 23-39-0-269-2

##### Receiving (REC-YARDS-TD)

Kentucky - D. Robinson 6-43, Collins 3-31, King 2-46-1, Shields 2-15, Sanders 1-7, George 1-2  
 MSU - Bumphis 9-104-1, Clark 5-62, Perkins 3-53, Smith 3-19, Johnson 1-19, Marcus 1-10-1, Green 1-2

##### Tackles

Kentucky - Williamson 13, Ukwu 7  
 MSU - McKinney 12, Slay 6

# 2012 GAME REVIEWS

# 7

## ARKANSAS 49, KENTUCKY 7

### OCT. 13, 2012



Arkansas earned a game-shortened 49-7 victory over Kentucky at Donald W. Reynolds Razorback Stadium. The game was terminated with 5:08 to play in the third quarter due to lightning and continued bad weather forecast the remainder of the night. It was the second suspension of play due to inclement weather in the game.

The battle started with Arkansas' offense scoring a touchdown on its first offensive play of the game. Quarterback Tyler Wilson, who ended the game with 372 passing yards and five touchdowns, found Jonathan Williams for a 74-yard touchdown to give Arkansas an early lead. The Razorbacks then went up 14-0 when Dennis Johnson capped off a 11-play, 75-yard drive with a three-yard rush with 6:12 to go in the first quarter.

Just over three minutes of game time later, lightning quickly moved into the Fayetteville area, causing the game to be suspended and both teams to take shelter in their locker rooms. After an hour and six minute delay, play resumed and the Arkansas offense scored two touchdowns to complete the first quarter, including a Johnson five-yard reception and a Williams 77-yard touchdown reception.

The Razorbacks added 14 points in the second quarter as Wilson connected with Javonte Herndon for an eight-yard touchdown reception and Johnson rushing in from two yards out.

Arkansas opened the third quarter with the ball and increased its lead to 49-0 with a 10-play, 75-yard drive that concluded with Wilson connecting with Julian Horton from 18 yards out. Kentucky responded with its lone touchdown of the game later in the quarter when Jalen Whitlow found La'Rod King for a 61-yard touchdown reception.

Moments after King's catch, UK got a defensive stop to force an apparent Arkansas punt, but heavy rains and lightning returned to the Fayetteville area, causing play to be suspended for good and Arkansas was awarded the 49-7 victory.

#### Scoring Summary

Kentucky	0	0	7	X	-	7
Arkansas	28	14	7	X	-	49

ARK – Williams 74 pass from Wilson (Hocker kick) ... 13:48 1st qtr.  
 ARK – Johnson 3 run (Hocker kick) ... 6:12 1st qtr.  
 ARK – Johnson 5 pass from Wilson (Hocker kick) ... 1:58 1st qtr.  
 ARK – Williams 77 pass from Wilson (Hocker kick) ... 0:00 1st qtr.  
 ARK – Herndon 8 pass from Wilson (Hocker kick) ... 6:25 2nd qtr.  
 ARK – Johnson 2 run (Hocker kick) ... 1:51 2nd qtr.  
 ARK – Horton 18 pass from Wilson (Hocker kick) ... 10:39 3rd qtr.  
 UK – King 61 pass from Whitlow (McIntosh kick) ... 6:46 3rd qtr.

#### Team Statistics

	UK	ARK
First Downs	6	24
Rush Attempts/Net Rushing Yds.	25/66	27/161
Passing C/A/I	4/15/0	23/34/0
Net Passing Yards	104	372
Offensive Plays	40	61
Total Offense	170	533
Fumbles/Lost	0/0	0/0
Penalties/Yards	5/35	3/20
Punts/Average	8/48.4	2/42.0
Third-Down Conversions	5-of-13	8-of-11
Time of Possession	16:37	23:15

#### Individual Statistics

##### Rushing (ATT-YARD-TD)

Kentucky – Sanders 5-21, Mobley 5-19, Whitlow 7-10, George 3-9, Newton 4-7, D. Robinson 1-0  
 Arkansas – Johnson 12-82, Davis 13-68, Allen 1-6, Wilson 1-5

##### Passing (COMP-ATT-INT-YARDS-TD)

Kentucky – Whitlow 2-10-0-83-1, Newton 2-5-0-21-0  
 Arkansas – Wilson 23-31-0-372-5, Allen 0-3-0-0-0

##### Receiving (REC-YARDS-TD)

Kentucky – King 1-61-1, George 1-22, Sanders 1-12, D. Robinson 1-9  
 Arkansas – Hamilton 8-77, Williams 3-150-2, McKay 3-22, Mitchell 2-55, Herndon 2-17-1, Linton 1-19, Horton 1-18-1, Cowan 1-9, Johnson 1-5-1, Tate 1-0

##### Tackles

Kentucky – Quinn 7, Rice 6  
 Arkansas – Turner 5, Williams 5, Jones 5, Flowers

# 8

## #12/13 GEORGIA 29, KENTUCKY 24

### OCT. 20, 2012



Kentucky rushed for a season-best 206 yards, including a career-high 87 from junior Jonathan George, but Georgia quarterback Aaron Murray was equally impressive, throwing four touchdown passes to become the school's career leader, helping rally the No. 13 Bulldogs for a 29-24 victory over Kentucky at Commonwealth Stadium.

Murray finished 30 of 38 for 427 yards for Georgia, finding wide receiver Tavarres King for two touchdowns. King finished with nine receptions for 188 yards while Malcolm Mitchell had nine catches for 103 yards. Arthur Lynch and Chris Conley also caught touchdowns for the Bulldogs, and Todd Gurley added 47 rushing yards on 12 carries.

True freshman quarterback Jalen Whitlow guided the Kentucky offense with occasional relief help from Morgan Newton, who passed for one touchdown and ran for another. George and fellow tailback Raymond Sanders led a rushing attack that piled up a season-high 206 yards.

Kentucky opened the game by driving 84 yards in 13 plays, mostly on the ground. Whitlow led most of the drive before Newton relieved him to complete the possession by finding Aaron Boyd for a 4-yard touchdown. Georgia tied the game when Murray hit King on a 66-yard bomb.

Just as quickly, the Wildcats went back ahead with the help of an option pass that caught the Bulldogs off guard. On second and 9 from Georgia's 35, Whitlow threw left to Demarco Robinson before the wide receiver threw it back across the field to Whitlow, who followed a wall of blockers for a 33-yard gain to the Bulldogs' 2. Newton's 2-yard run finished the 58-yard drive, putting UK up 14-7.

Murray and King connected again on Georgia's next possession, first for 48 yards to Kentucky's 5 and then for a 1-yard score. Marshall Morgan missed the extra point, but banged in a field goal on the last play of the first half to give UGA a 16-14 lead at the break.

Kentucky's Craig McIntosh hit a 37-yard field goal to start the second half, giving UK the lead before UGA got two touchdown passes from Murray to go up 29-17. UK made it close late, getting a touchdown run by Sanders with 3:59 to go, but the Wildcats got the ball back in the closing seconds for only one play.

#### Scoring Summary

Georgia	7	9	6	7	-	29
Kentucky	7	7	3	7	-	24

UK – Boyd 4 pass from Newton (McIntosh kick) ... 9:59 1st qtr.  
 UGA – King 66 pass from Murray (Morgan kick) ... 0:22 1st qtr.  
 UK – Newton 2 run (McIntosh kick) ... 11:54 2nd qtr.  
 UGA – King 1 pass from Murray (Morgan kick failed) ... 8:28 2nd qtr.  
 UGA – Morgan 27 FG ... 0:00 2nd qtr.  
 UK – McIntosh 37 FG ... 10:46 3rd qtr.  
 UGA – Conley 22 pass from Murray (Murray pass failed) ... 5:01 3rd qtr.  
 UGA – Lynch 10 pass from Murray (Morgan kick) ... 7:51 4th qtr.  
 UK – Sanders 3 run (McIntosh kick) ... 3:59 4th qtr.

#### Team Statistics

	UGA	UK
First Downs	25	21
Rush Attempts/Net Rushing Yds.	32/77	43/206
Passing C/A/I	30/40/0	11/20/0
Net Passing Yards	427	123
Offensive Plays	72	63
Total Offense	504	329
Fumbles/Lost	1/0	1/0
Penalties/Yards	8/70	3/16
Punts/Net Average	5/37.0	6/41.3
Third-Down Conversions	5-of-12	6-of-14
Time of Possession	32:03	27:57

#### Individual Statistics

##### Rushing (ATT-YARD-TD)

Kentucky – George 12-87, Sanders 18-72-1, Whitlow 6-31, Newton 5-21-1, Mobley 1-1, D. Robinson 1-(-6)  
 Georgia – Gurley 12-47, Malcolm 7-23, Marshall 6-23, Mitchell 1-(-3), Murray 6-(-13)

##### Passing (COMP-ATT-INT-YARDS-TD)

Kentucky – Whitlow 9-13-0-86-0, Newton 1-6-0-4-1, D. Robinson 1-1-0-33-0  
 Georgia – Murray 30-38-0-427-4, Team 0-2-0-0-0

##### Receiving (REC-YARDS-TD)

UK – King 4-45, Collins 2-23, George 2-9, Whitlow 1-33, Sanders 1-9, Boyd 1-4-1  
 Georgia – King 9-188-2, Mitchell 9-103, Brown 4-43, Gurley 3-23, Lynch 2-32-1, Conley 1-22-1, McGowan 1-10, Marshall 1-6


##### Tackles

Kentucky – Williamson 13, Tiller 8, Dupree 8  
 Georgia – Ogletree 11, Williams 10, Rambo 10

# 9

## MISSOURI 33, KENTUCKY 10

### OCT. 27, 2012



Missouri got touchdowns off three Kentucky fumbles while MU quarterback James Franklin, who didn't start the game, presided over a strong finish in a reserve role coming off a knee injury as the Tigers defeated the Wildcats 33-10 at Faurot Field.

Kendial Lawrence ran for 108 yards on 23 carries with two touchdowns for Missouri, who had three turnovers in the game. Kentucky recovered a fumbled punt and Corbin Berkstresser was intercepted on consecutive passes by UK freshman J.D. Harmon to start the second half before getting replaced by Franklin, who missed most of the previous two games with a strained left knee.

UK had an impressive drive to start the game, driving to the Missouri 13 before a fumble switched momentum. After the fumble was recovered 60 yards to the UK 25, Missouri pounded the ball into the endzone four plays

later to take the 7-0 lead. The ensuing kickoff was returned 50 yards by Raymond Sanders, who then scored on a 1-yard run to tie the game at 7-7.

Both teams exchanged field goals before Missouri scored a late second quarter touchdown to go into the locker room at halftime up 17-10.

The game was still up for grabs, with Missouri leading 17-10 midway through the third quarter, when Franklin got the call. The junior was a steadying influence and Missouri's defense made the key plays late. Zavier Gooden recovered a fumble at the Kentucky 12 to set up a 9-yard run by Marcus Murphy to give MU a 26-10 lead. Mizzou then clinched the win when E.J. Gaines skirted the sideline on a 13-yard return off a Wildcat fumble for a 33-10 cushion with 8:45 to go.

UK forced a season-high three turnovers in the game, including the two interceptions by Harmon. Linebacker Avery Williamson tied a career high with 14 tackles, including a quarterback sack and a pass breakup. UK's three fumbles lost came after having not lost a fumble since the season opener at Louisville.

#### Scoring Summary

Kentucky	7	3	0	0	-	10
Missouri	10	7	3	13	-	33

MU – Lawrence 5 run (Baggett kick) ... 9:32 1st qtr.

UK – Sanders 1 run (McIntosh kick) ... 8:01 1st qtr.

MU – Baggett 44 FG ... 1:18 1st qtr.

UK – McIntosh 43 FG ... 12:17 2nd qtr.

MU – Lawrence 2 run (Baggett kick) ... 1:32 2nd qtr.

MU – Baggett 31 FG ... 0:49 3rd qtr.

MU – Murphy 9 run (Baggett kick blocked) ... 14:12 4th qtr.

MU – Gaines 13 fumble return (Baggett kick) ... 8:09 4th qtr.

#### Team Statistics

	UK	MU
First Downs	9	20
Rush Attempts/Net Rushing Yds.	34/101	47/186
Passing C/A/I	10/22/0	16/27/2
Net Passing Yards	78	87
Offensive Plays	56	74
Total Offense	179	273
Fumbles/Lost	6/3	4/1
Penalties/Yards	5/40	2/15
Punts/Average	7/39.3	4/33.0
Third-Down Conversions	1-of-12	10-of-16
Time of Possession	23:34	36:26

#### Individual Statistics

##### Rushing (ATT-YARD-TD)

Kentucky – Sanders 11-64-1, George 9-37, Whitlow 6-15, Mobley 5-12, team 1-(12), Towles 2-(15)

Missouri – Lawrence 12-108-2, Murphy 8-43-1, Hansbrough 7-37, Berkstresser 3-(-3), team 3-(-3)

##### Passing (COMP-ATT-INT-YARDS-TD)

Kentucky – Whitlow 9-18-0-76-0, Towles 1-4-0-2-0

Missouri – Berkstresser 10-18-2-71-0, Franklin 6-9-0-16-7

##### Receiving (REC-YARDS-TD)

Kentucky – D. Robinson 3-56, Sanders 3-0, Legree 1-7, King 1-6, George 1-5, Sweat 1-4

Missouri – Green-Beckham 7-25, McGaffie 4-40, Lawrence 3-7, Moe 1-8, Washington 1-7

##### Tackles

Kentucky – Williamson 14, Harmon 7, Dupree 7

Missouri – Walker 7, Ponder 6, Ebner 6

**2012 Kentucky Football Statistics**  
**Kentucky Combined Team Statistics (as of Oct 28, 2012)**  
**All games**

<b>RECORD:</b>	<b>OVERALL</b>	<b>HOME</b>	<b>AWAY</b>	<b>NEUTRAL</b>
<b>ALL GAMES.....</b>	<b>(1-8-0)</b>	<b>(1-4-0)</b>	<b>(0-4-0)</b>	<b>(0-0-0)</b>
<b>CONFERENCE.....</b>	<b>(0-6-0)</b>	<b>(0-3-0)</b>	<b>(0-3-0)</b>	<b>(0-0-0)</b>
<b>NON-CONFERENCE.....</b>	<b>(1-2-0)</b>	<b>(1-1-0)</b>	<b>(0-1-0)</b>	<b>(0-0-0)</b>

DATE	OPPONENT	W/L	SCORE	ATTEND
Sep 02, 2012	at #25 Louisville	L	14-32	55386
Sep 08, 2012	KENT STATE	W	47-14	48346
Sep 15, 2012	WKU	LOT	31-32	53980
*Sep 22, 2012	at #14 Florida	L	0-38	87102
*Sep 29, 2012	#6 SOUTH CAROLINA	L	17-38	49810
*Oct 06, 2012	#20 MISSISSIPPI STATE	L	14-27	49498
*Oct 13, 2012	at Arkansas	L	7-49	67153
*Oct 20, 2012	#13 GEORGIA	L	24-29	54553
*Oct 27, 2012	at Missouri	L	10-33	67853

RUSHING	GP	Att	Gain	Loss	Net	Avg	TD	Long	Avg/G
Raymond Sanders	8	87	478	18	460	5.3	4	67	57.5
Jonathan George	9	69	340	15	325	4.7	3	38	36.1
Dyshawn Mobley	9	25	105	3	102	4.1	0	13	11.3
Jalen Whitlow	7	45	164	71	93	2.1	2	18	13.3
CoShik Williams	2	14	69	3	66	4.7	0	14	33.0
Morgan Newton	6	15	79	17	62	4.1	1	24	10.3
Demarco Robinson	9	3	19	6	13	4.3	0	15	1.4
D.J. Warren	9	1	2	0	2	2.0	0	2	0.2
Landon Foster	9	1	0	2	-2	-2.0	0	0	-0.2
Gene McCaskill	9	1	0	4	-4	-4.0	0	0	-0.4
Team	7	2	-5	8	-13	-6.5	0	0	-1.9
Maxwell Smith	4	8	12	36	-24	-3.0	0	5	-6.0
Patrick Towles	2	4	2	27	-25	-6.2	0	2	-12.5
Total.....	9	275	1265	210	1055	3.8	10	67	117.2
Opponents.....	9	372	1727	181	1546	4.2	21	47	171.8

TEAM STATISTICS	UK	OPP
FIRST DOWNS.....	154	207
Rushing.....	60	95
Passing.....	79	98
Penalty.....	15	14
RUSHING YARDAGE.....	1055	1546
Rushing Attempts.....	275	372
Average Per Rush.....	3.8	4.2
Average Per Game.....	117.2	171.8
TDs Rushing.....	10	21
PASSING YARDAGE.....	1598	2140
Comp-Att-Int.....	163-286-9	191-277-4
Average Per Pass.....	5.6	7.7
Average Per Catch.....	9.8	11.2
Average Per Game.....	177.6	237.8
TDs Passing.....	11	15
TOTAL OFFENSE.....	2653	3686
Average Per Play.....	4.7	5.7
Average Per Game.....	294.8	409.6
KICK RETURNS: #-Yards....	34-726	15-315
PUNT RETURNS: #-Yards....	14-85	19-96
INT RETURNS: #-Yards.....	4-11	9-163
FUMBLES-LOST.....	15-5	14-6
PENALTIES-Yards.....	39-316	44-355
PUNTS-AVG.....	48-42.6	34-37.7
TIME OF POSSESSION/Game..	23:52	33:53
3RD-DOWN Conversions.....	48/124	74/134
4TH-DOWN Conversions.....	1/12	3/11

PASSING	GP	Effic	Cmp-Att-Int	Pct	Yds	TD	Lng	Avg/G
Maxwell Smith	4	135.53	103-150-4	68.7	975	8	56	243.8
Jalen Whitlow	7	87.47	43-91-2	47.3	444	1	61	63.4
Morgan Newton	6	41.97	10-32-3	31.2	73	1	24	12.2
Patrick Towles	2	154.32	6-10-0	60.0	73	1	32	36.5
Demarco Robinson	9	377.20	1-1-0	100.0	33	0	33	3.7
Team	7	0.00	0-1-0	0.0	0	0	0	0.0
Gene McCaskill	9	0.00	0-1-0	0.0	0	0	0	0.0
Total.....	9	110.33	163-286-9	57.0	1598	11	61	177.6
Opponents.....	9	148.83	191-277-4	69.0	2140	15	77	237.8

INTERCEPTIONS	No.	Yds	Avg	TD	Long
J.D. Harmon	2	8	4.0	0	8
Martavius Neloms	1	0	0.0	0	0
Avery Williamson	1	3	3.0	0	3
Total.....	4	11	2.8	0	8
Opponents.....	9	163	18.1	1	36

RECEIVING	GP	No.	Yds	Avg	TD	Long	Avg/G
La'Rod King	9	36	402	11.2	4	61	44.7
Demarco Robinson	9	25	250	10.0	0	30	27.8
Aaron Boyd	9	19	172	9.1	2	21	19.1
Daryl Collins	9	15	156	10.4	0	22	17.3
Jonathan George	9	15	155	10.3	1	26	17.2
Raymond Sanders	8	12	85	7.1	0	24	10.6
Gene McCaskill	9	10	72	7.2	1	18	8.0
Ronnie Shields	9	8	58	7.2	0	17	6.4
Tyler Robinson	8	5	43	8.6	1	20	5.4
DeMarcus Sweat	9	4	84	21.0	2	56	9.3
A.J. Legree	9	4	44	11.0	0	20	4.9
E.J. Fields	9	4	23	5.8	0	10	2.6
CoShik Williams	2	4	20	5.0	0	13	10.0
Jalen Whitlow	7	1	33	33.0	0	33	4.7
Dyshawn Mobley	9	1	1	1.0	0	1	0.1
Total.....	9	163	1598	9.8	11	61	177.6
Opponents.....	9	191	2140	11.2	15	77	237.8

PUNTING	No.	Yds	Avg	Long	TB	FC	I20	Blkd
Landon Foster	48	2044	42.6	58	3	12	10	0
Total.....	48	2044	42.6	58	3	12	10	0
Opponents.....	34	1282	37.7	53	1	13	13	1

PUNT RETURNS	No.	Yds	Avg	TD	Long
Demarco Robinson	13	82	6.3	0	27
A.J. Legree	1	3	3.0	0	3
Total.....	14	85	6.1	0	27
Opponents.....	19	96	5.1	0	25

KICK RETURNS	No.	Yds	Avg	TD	Long
DeMarcus Sweat	25	512	20.5	0	51
Raymond Sanders	4	94	23.5	0	50
CoShik Williams	3	85	28.3	0	33
Demarco Robinson	1	20	20.0	0	20
Dyshawn Mobley	1	15	15.0	0	15
Total.....	34	726	21.4	0	51
Opponents.....	15	315	21.0	0	41

FIELD GOALS	FGM-FGA	Pct	01-19	20-29	30-39	40-49	50-99	Lg	Blk
Craig McIntosh	5-10	50.0	0-0	1-1	1-1	3-7	0-1	47	0

ALL PURPOSE	G	Rush	Rec	PR	KOR	IR	Tot	Avg/G
Raymond Sanders	8	460	85	0	94	0	639	79.9
DeMarcus Sweat	9	0	84	0	512	0	596	66.2
Total.....	9	1055	1598	85	726	11	3475	386.1
Opponents.....	9	1546	2140	96	315	163	4260	473.3

SCORING	TD	FGs	PATs						DXP	Saf	Points	TOTAL OFFENSE							
			Kick	Rush	Rcv	Pass	Opp	Opp				G	Plays	Rush	Pass	Total	Avg/G		
Craig McIntosh	0	5-10	21-21	0-0	0	0-0	0	0	0	36									
Jonathan George	4	0-0	0-0	0-0	0	0-0	0	0	24	Maxwell Smith	4	158	-24	975	951	237.8			
Raymond Sanders	4	0-0	0-0	0-0	0	0-0	0	0	24	Jalen Whitlow	7	136	93	444	537	76.7			
La'Rod King	4	0-0	0-0	0-0	0	0-0	0	0	24	Total.....	9	561	1055	1598	2653	294.8			
Jalen Whitlow	2	0-0	0-0	0-0	0	0-0	0	0	12	Opponents.....	9	649	1546	2140	3686	409.6			
Aaron Boyd	2	0-0	0-0	0-0	0	0-0	0	0	12										
DeMarcus Sweat	2	0-0	0-0	0-0	0	0-0	0	0	12										
Morgan Newton	1	0-0	0-0	0-0	0	0-0	0	0	6										
Tyler Robinson	1	0-0	0-0	0-0	0	0-0	0	0	6										
Gene McCaskill	1	0-0	0-0	0-0	0	0-0	0	0	6										
Team	0	0-0	0-0	0-0	0	0-0	0	1	2										
Total.....	21	5-10	21-21	0-0	0	0-0	0	1	164										
Opponents.....	38	9-12	33-35	0-0	2	2-3	0	0	292										

SCORE BY QUARTERS	1st	2nd	3rd	4th	OT	Total
Kentucky.....	17	65	47	28	7	164
Opponents.....	80	92	68	44	8	292

**2012 Kentucky Football Statistics**  
**Kentucky Overall Defensive Statistics (as of Oct 28, 2012)**  
**All games**

DEFENSIVE LEADERS	GP	Tackles				TFL/Yds	Sacks	Pass Def			Fumbles	Blkd		
		Solo	Ast	Total	No-Yds			Int-Yds	BrUp	QBH		Rcv-Yds	FF	Kick
40 Avery Williamson	9	49	46	95	2.5-10	1.0-8	1-3	2	1	1-0	1	.	.	
2 Alvin Dupree	9	35	29	64	6.5-28	3.5-21	.	1	.	.	.	.	.	
32 Miles Simpson	9	28	22	50	1.5-13	1.0-12	.	2	.	1-10	.	.	.	
1 Martavius Neloms	7	24	17	41	1.0-5	.	1-0	.	.	.	2	.	.	
96 Collins Ukwu	9	19	18	37	5.0-17	4.0-15	.	1	3	.	2	2	.	
35 Cartier Rice	8	26	8	34	1.0-3	.	.	2	.	.	.	.	.	
5 Ashely Lowery	7	21	13	34	1.0-3	.	.	1	.	.	.	.	.	
99 Donte Rumph	9	11	18	29	4.0-20	3.0-18	.	.	.	.	.	.	.	
94 Taylor Wyndham	9	13	11	24	6.0-11	2.0-5	.	1	3	1-0	.	.	.	
3 Fred Tiller	8	18	6	24	.	.	.	2	.	.	.	.	.	
51 Tristian Johnson	9	6	15	21	2.5-9	1.5-8	.	1	1	.	.	.	.	
97 Mister Cobble	7	16	5	21	1.0-4	1.0-4	.	.	.	.	.	.	.	
1C Cody Quinn	8	15	4	19	.	.	.	3	.	.	.	.	.	
22 Khalid Henderson	9	10	7	17	.	.	.	.	.	.	.	.	.	
15 J.D. Harmon	9	8	5	13	.	.	2-8	2	.	.	.	.	.	
17 Zack Blaylock	4	9	4	13	.	.	.	.	.	.	.	.	.	
37 Dakotah Tyler	5	7	5	12	.	.	.	1	.	.	.	.	.	
7 Daron Blaylock	8	9	3	12	.	.	.	2	.	.	.	.	.	
31 Mikie Benton	7	8	3	11	.	.	.	.	.	.	1	.	.	
45 Pancho Thomas	8	7	4	11	.	.	.	.	.	.	.	.	.	
8 Josh Forrest	6	4	6	10	.	.	.	.	.	.	.	.	.	
91 Farrington Huguenin	9	3	6	9	.	.	.	.	1	1-0	.	.	.	
50 Mike Douglas	9	6	3	9	1.0-2	1.0-2	.	.	1	.	.	.	.	
34 Kory Brown	6	3	6	9	1.0-4	.	.	.	.	.	.	.	.	
54 Malcolm McDuffen	9	4	4	8	.	.	.	.	.	1-0	.	.	.	
60 Alvin Davis	9	2	3	5	1.0-8	1.0-8	.	1	.	.	.	.	.	
28 Eric Dixon	5	3	2	5	1.0-7	1.0-7	.	.	.	.	1	.	.	
10 Tyler Brause	6	3	1	4	.	.	.	1	.	.	.	.	.	
41 TraVaughn Paschal	5	1	3	4	.	.	.	.	.	.	.	.	.	
4 Raymond Sanders	8	2	1	3	.	.	.	.	.	.	.	.	.	
19 E.J. Fields	9	2	1	3	.	.	.	.	.	.	.	.	.	
13 Jalen Whitlow	7	1	1	2	.	.	.	.	.	.	.	.	.	
25 Jonathan George	9	2	.	2	.	.	.	.	.	.	1	.	.	
92 Christian Coleman	5	.	1	1	.	.	.	1	.	.	.	.	.	
47 Jabari Johnson	2	.	1	1	.	.	.	.	.	.	.	.	.	
49 Demarius Rancifer	8	.	1	1	.	.	.	.	.	.	.	.	.	
6 A.J. Legree	9	.	1	1	.	.	.	.	.	.	.	.	.	
9 Demarco Robinson	9	1	.	1	.	.	.	.	.	.	.	.	.	
77 Darrian Miller	9	.	1	1	.	.	.	.	.	1-0	.	.	.	
69 Matt Smith	9	.	1	1	.	.	.	.	.	.	.	.	.	
11 Maxwell Smith	4	1	.	1	.	.	.	.	.	.	.	.	.	
83 DeMarcus Sweat	9	.	.	.	.	.	.	.	.	.	.	1	.	
TM Team	7	.	.	.	.	.	.	.	.	.	.	.	1	
Total.....	9	377	286	663	36-144	20-107	4-11	24	10	6-10	8	3	1	
Opponents.....	9	331	238	569	50-216	21-135	9-163	27	13	5-73	12	.	.	

# 2012 GAME-BY-GAME STATS

Game	Score	First Downs	Time of Possession	Rushing (No-Yds-TD)	Passing (Cmp-Att-Int-Yds-TD)	Total Offense (Plays-Yds-TD)	3rd Down Conv.	Fumbles-Lost
KENTUCKY	14	24	23:39	19-93-0	35-51-0-280-2	70-373-2	7-of-13	3-2
at Louisville	32	26	36:21	46-219-4	22-26-0-247-0	72-466-4	6-of-12	3-0
KENTUCKY	47	25	24:09	30-185-2	30-39-0-354-4	69-539-6	5-of-12	0-0
vs. Kent State	14	24	35:51	37-182-2	28-43-0-227-0	80-409-2	9-of-18	1-1
KENTUCKY	31	28	23:53	19-41-2	37-61-4-332-2	80-373-4	9-of-16	2-0
vs. WKU	32	21	36:07	51-163-3	16-22-1-160-1	73-323-4	7-of-16	1-1
KENTUCKY	0	12	22:19	32-159-0	8-27-3-60-0	59-219-0	4-of-15	0-0
at Florida	38	22	37:41	45-200-3	18-27-1-203-1	72-403-4	12-of-17	1-0
KENTUCKY	17	16	28:43	39-120-2	13-24-2-123-0	63-243-2	6-of-14	2-0
vs. S. Carolina	38	20	31:17	48-200-3	15-19-0-148-2	67-348-5	7-of-14	1-1
KENTUCKY	14	13	24:01	34-84-1	15-27-0-144-1	61-228-2	5-of-15	1-0
vs. Miss. State	27	25	35:59	39-158-1	23-39-0-269-2	78-427-3	10-of-18	1-1
KENTUCKY	7	6	16:37	25-66-0	4-15-0-104-1	40-170-1	5-of-13	0-0
at Arkansas	49	24	23:15	27-161-2	23-34-0-372-5	61-533-7	8-of-11	0-0
KENTUCKY	24	21	27:57	43-206-2	11-20-0-123-1	63-329-3	6-of-14	1-0
vs. Georgia	29	25	32:03	32-77-0	30-40-0-427-4	72-504-4	5-of-12	1-0
KENTUCKY	10	9	23:34	34-101-1	10-22-0-78-0	56-179-1	1-of-12	6-3
at Missouri	33	20	36:26	47-186-3	16-27-2-87-0	74-273-3	10-of-16	4-1

## GAME-BY-GAME RUSHING

(No-Yds-TD)	Clemons	George	Mobley	Newton	Sanders	Warren	Whitlow	Williams
at Louisville	DNP	0-0-0	0-0-0	1-4-0	3-38-0	0-0-0	DNP	10-62-0
vs. Kent State	DNP	6-52-1	6-19-0	1-(-4)-0	13-115-1	0-0-0	1-2-0	DNP
vs. WKU	DNP	13-51-2	0-0-0	0-0-0	DNP	0-0-0	DNP	4-4-0
at Florida	DNP	13-52-0	4-22-0	4-34-0	10-48-0	0-0-0	1-3-0	DNP
vs. S. Carolina	DNP	3-27-0	4-29-0	DNP	14-59-1	1-2-0	16-6-1	DNP
vs. Miss. State	DNP	10-10-0	0-0-0	DNP	13-43-0	0-0-0	8-26-1	DNP
at Arkansas	DNP	3-9-0	5-19-0	4-7-0	5-21-0	0-0-0	7-10-0	DNP
vs. Georgia	DNP	12-87-0	1-1-0	5-21-1	18-72-1	0-0-0	6-31-0	DNP
at Missouri	DNP	9-37-0	5-12-0	DNP	11-64-1	0-0-0	6-15-0	DNP

## GAME-BY-GAME RECEIVING

(Rec-Yds-TD)	Boyd	Collins	Fields	George	King	Legree	McCaskill	D. Robinson	T. Robinson	Sanders	Shields	Sweat	Williams
at Louisville	3-36-0	7-64-0	0-0-0	1-7-0	8-77-1	0-0-0	2-21-0	3-16-0	2-5-1	3-23-0	2-9-0	0-0-0	3-21-0
vs. Kent State	11-100-1	0-0-0	2-17-0	2-32-0	5-53-1	0-0-0	3-35-1	2-22-0	1-7-0	1-10-0	2-22-0	1-56-1	DNP
vs. WKU	4-32-0	1-16-0	2-6-0	6-54-1	10-84-0	0-0-0	1-3-0	7-75-0	2-31-0	DNP	1-8-0	2-24-1	1-(-1)-0
at Florida	0-0-0	0-0-0	0-0-0	1-24-0	3-13-0	1-12-0	2-11-0	0-0-0	0-0-0	1-0-0	0-0-0	0-0-0	DNP
vs. S. Carolina	0-0-0	2-22-0	0-0-0	0-0-0	2-17-0	2-25-0	2-2-0	3-29-0	0-0-0	1-24-0	1-4-0	0-0-0	DNP
vs. Miss. State	0-0-0	3-31-0	0-0-0	1-2-0	2-46-1	0-0-0	0-0-0	6-43-0	0-0-0	1-7-0	2-15-0	0-0-0	DNP
at Arkansas	0-0-0	0-0-0	0-0-0	1-22-0	1-61-1	0-0-0	0-0-0	1-9-0	0-0-0	1-12-0	0-0-0	0-0-0	DNP
vs. Georgia	1-4-1	2-23-0	0-0-0	2-9-0	4-45-0	0-0-0	0-0-0	0-0-0	0-0-0	1-9-0	0-0-0	0-0-0	DNP
at Missouri	0-0-0	0-0-0	0-0-0	1-5-0	1-6-0	1-7-0	0-0-0	3-56-0	DNP	3-0-0	0-0-0	1-4-0	DNP

## GAME-BY-GAME PASSING

(Cmp-Att-Int-Yds-TD)	Newton	Smith	Towles	Whitlow
at Louisville	0-0-0-0-0	35-50-0-280-2	DNP	DNP
vs. Kent State	0-0-0-0-0	30-39-0-354-4	DNP	0-0-0-0-0
vs. WKU	0-0-0-0-0	37-60-4-332-2	DNP	DNP
at Florida	7-21-3-48-0	DNP	DNP	1-6-0-12-0
vs. S. Carolina	DNP	1-1-0-9-0	DNP	12-23-2-114-0
vs. Miss. State	DNP	DNP	5-6-0-71-1	10-21-0-73-0
at Arkansas	2-5-0-21-0	DNP	DNP	2-10-0-83-1
vs. Georgia	1-6-0-4-1	DNP	DNP	9-13-0-86-0
at Missouri	DNP	DNP	1-4-0-2-0	9-18-0-76-0

# 2012 GAME-BY-GAME STATS

## GAME-BY-GAME PUNTING

(No-Yds-Avg-LG-In20)	Foster
at Louisville	2-88-44.0-53-2
vs. Kent State	3-152-50.7-52-0
vs. WKU	2-69-34.5-44-0
at Florida	6-255-42.5-52-1
vs. S. Carolina	6-201-33.5-43-0
vs. Miss. State	8-350-43.8-56-3
at Arkansas	8-387-48.4-58-1
at Georgia	6-267-44.5-53-3
at Missouri	7-275-39.3-52-0

## GAME-BY-GAME FIELD GOALS

FG Made (Miss)	McIntosh
at Louisville	(42)
vs. Kent State	(45), 47
vs. WKU	47
at Florida	(54), (46)
vs. S. Carolina	22
vs. Miss. State	-
at Arkansas	-
vs. Georgia	37
at Missouri	43, (47)

## GAME-BY-GAME DEFENSIVE STATISTICS

### DEFENSIVE LINE

(Tackles, Tackles-for-Loss, Sacks)

Game	Cobble	Coleman	Davis	Douglas	Huguenin	T.Johnson	Paschal	Rumph	Ukwu	Wyndham
at Louisville	5-1-1	0-0-0	0-0-0	1-1-1	0-0-0	0-0-0	DNP	2-0.5-0	1-1-0	3-0-0
vs. Kent State	2-0-0	1-0-0	0-0-0	3-0-0	0-0-0	0-0-0	0-0-0	5-1-1	3-0-0	3-1-0
vs. WKU	6-0-0	0-0-0	2-0-0	0-0-0	3-0-0	2-0-0	DNP	2-0-0	10-1.5-1.5	7-2-0.5
at Florida	DNP	0-0-0	1-1-1	0-0-0	1-0-0	4-1-0	2-0-0	2-0-0	1-0-0	4-1-1
vs. S. Carolina	DNP	0-0-0	1-0-0	2-0-0	0-0-0	6-0.5-0.5	1-0-0	6-0.5-0.5	4-0.5-0.5	4-0-0
vs. Miss. State	2-0-0	DNP	0-0-0	0-0-0	4-0-0	5-1-1	1-0-0	5-0.5-0	7-0.5-0	1-0.5-0
at Arkansas	0-0-0	DNP	0-0-0	2-0-0	0-0-0	0-0-0	DNP	1-0-0	3-0.5-0	0-0-0
vs. Georgia	2-0-0	DNP	0-0-0	1-0-0	1-0-0	3-0-0	DNP	4-1.5-1.5	5-0-0	2-0.5-1.5
at Missouri	4-0-0	DNP	1-0-0	0-0-0	0-0-0	1-0-0	0-0-0	2-0-0	3-2-1	0-0-0

### LINEBACKERS

(Tackles, Tackles-for-Loss, Sacks, Pass Breakups)

Game	Brause	Brown	Dupree	Forrest	Henderson	J.Johnson	McDuffen	Simpson	Thomas	Williamson
at Louisville	4-0-0-0	1-1-0-0	6-1.5-0-0	1-0-0-0	0-0-0-0	DNP	1-0-0-0	6-0-0-1	0-0-0-0	12-0-0-0
vs. Kent State	0-0-0-1	7-0-0-0	6-2-1-0	DNP	3-0-0-0	1-0-0-0	2-0-0-0	7-1-1-0	2-0-0-0	7-0-0-0
vs. WKU	DNP	0-0-0	12-0.5-0-0	1-0-0-0	1-0-0-0	DNP	4-0-0-0	5-0-0-0	DNP	14-0-0-0
at Florida	DNP	1-0-0	8-1-1-0	DNP	3-0-0-0	0-0-0-0	0-0-0-0	3-0-0-0	4-0-0-0	8-0-0-0
vs. S. Carolina	0-0-0-0	0-0-0-0	9-1.5-1.5-0	DNP	1-0-0-0	DNP	0-0-0-0	12-0-0-0	1-0-0-0	10-0-0-0
vs. Miss. State	DNP	DNP	3-0-0-0	0-0-0-0	5-0-0-0	DNP	0-0-0-0	5-0.5-0-1	2-0-0-0	13-0-0-1
at Arkansas	0-0-0-0	DNP	5-0-0-0	4-0-0-0	0-0-0-0	0-0-0-0	0-0-0-0	3-0-0-0	1-0-0-0	4-1.5-0-0
vs. Georgia	0-0-0-0	DNP	8-0-0-0	0-0-0-0	1-0-0-0	DNP	0-0-0-0	5-0-0-0	0-0-0-0	13-0-0-0
at Missouri	0-0-0-0	0-0-0-0	7-0-0-1	4-0-0-0	3-0-0-0	0-0-0-0	1-0-0-0	3-0-0-0	1-0-0-0	14-1-1-1

### DEFENSIVE BACKS

(Tackles, Pass Breakups, Int.)

Game	Benton	D. Blaylock	Z. Blaylock	Dixon	Harmon	Lowery	Neloms	Quinn	Rice	Tiller	Tyler
at Louisville	3-0-0	DNP	DNP	DNP	0-0-0	8-0-0	3-0-0	DNP	6-0-0	1-0-0	0-0-0
vs. Kent State	1-0-0	4-1-0	DNP	0-0-0	2-2-0	3-0-0	7-0-0	0-0-0	4-0-0	5-0-0	3-1-0
vs. WKU	1-0-0	0-0-0	DNP	DNP	0-0-0	6-0-0	11-0-0	DNP	6-0-0	0-0-0	1-0-0
at Florida	4-0-0	1-0-0	DNP	DNP	2-0-0	4-1-0	5-0-1	3-1-0	DNP	3-0-0	6-0-0
vs. S. Carolina	0-0-0	0-1-0	DNP	DNP	0-0-0	DNP	9-0-0	3-0-0	5-0-0	0-0-0	2-0-0
vs. Miss. State	2-0-0	2-0-0	0-0-0	0-0-0	1-0-0	4-0-0	5-0-0	2-1-0	3-1-0	3-2-0	DNP
at Arkansas	DNP	5-0-0	3-0-0	1-0-0	1-0-0	DNP	DNP	7-1-0	6-1-0	1-0-0	DNP
vs. Georgia	DNP	0-0-0	7-0-0	3-0-0	0-0-0	5-0-0	DNP	4-0-0	1-0-0	8-0-0	DNP
at Missouri	0-0-0	1-0-0	1-0-0	1-0-0	7-0-2	4-0-0	1-0-0	0-0-0	3-0-0	3-0-0	DNP

## GAME-BY-GAME STARTERS

### Offensive Starters

	<u>TE/RB/WR</u>	<u>LT</u>	<u>LG</u>	<u>C</u>	<u>RG</u>	<u>RT</u>	<u>WR</u>	<u>WR</u>	<u>TE/WR /FB</u>	<u>TB</u>	<u>QB</u>
Louisville	Shields	Miller	West	Smith	Warford	Mitchell	King	Fields	Collins	Williams	Smith
Kent State	Shields	Miller	West	Smith	Warford	Mitchell	King	Boyd	Collins	Sanders	Smith
WKU	Shields	Miller	West	Smith	Warford	Mitchell	King	Boyd	McCaskill	Williams	Smith
Florida	George	Miller	West	Smith	Warford	Mitchell	King	Boyd	Collins	Sanders	Newton
South Carolina	Shields	Miller	West	Smith	Warford	Mitchell	King	Robinson	Collins	George	Smith
Miss. State	Fields	Miller	West	Smith	Warford	Mitchell	King	Robinson	McCaskill	George	Whitlow
Arkansas	Robinson	Miller	West	Smith	Warford	Mitchell	King	Robinson	Collins	George	Whitlow
Georgia	Robinson	Miller	West	Smith	Warford	Mitchell	King	Boyd	Warren	George	Whitlow
Missouri	Shields	Miller	West	Smith	Warford	Mitchell	King	Robinson	Ligon	George	Whitlow

### Defensive Starters

	<u>DE</u>	<u>DT</u>	<u>DT</u>	<u>LB/End</u>	<u>MLB</u>	<u>WLB</u>	<u>LB/S</u>	<u>CB</u>	<u>S</u>	<u>S</u>	<u>CB</u>
Louisville	Ukwu	Rumph	Cobble	Dupree	Williamson	Brause	Simpson	Rice	Lowery	Benton	Neloms
Kent State	Ukwu	Rumph	Cobble	Wyndham	Williamson	Dupree	Simpson	Rice	Lowery	Benton	Neloms
WKU	Ukwu	Rumph	Cobble	Wyndham	Williamson	Dupree	Simpson	Rice	Lowery	Benton	Neloms
Florida	Ukwu	Rumph	Johnson	Wyndham	Williamson	Dupree	Simpson	Quinn	Lowery	Benton	Neloms
South Carolina	Ukwu	Rumph	Johnson	Wyndham	Williamson	Dupree	Simpson	Quinn	Neloms	Benton	Rice
Miss. State	Ukwu	Rumph	Johnson	Wyndham	Williamson	Dupree	Lowery	Quinn	Neloms	Benton	Rice
Arkansas	Ukwu	Rumph	Johnson	Wyndham	Williamson	Dupree	Simpson	Quinn	D. Blaylock	Z. Blaylock	Rice
Georgia	Ukwu	Rumph	Johnson	Wyndham	Williamson	Dupree	Simpson	Quinn	Lowery	Z. Blaylock	Rice
Missouri	Ukwu	Rumph	Johnson	Wyndham	Williamson	Dupree	Simpson	Quinn	Lowery	Z. Blaylock	Rice

# 2012 SCORING DRIVE ANALYSIS

## KENTUCKY GAME-BY-GAME SCORING DRIVES

Game	Plays/Yards	Time (Poss.)	Qtr./Clock	Res.	Scoring Play
UL	14/75	4:29	2/13:42	TD	T. Robinson 1 yd pass from Smith
UL	8/65	2:43	3/2:43	TD	King 5 yd pass from Smith
KSU	10/75	2:50	2/14:04	TD	Boyd 14 yd pass from Smith
KSU	1/67	0:12	2/8:00	TD	Sanders 67 yd rush
KSU	6/51	0:47	2/0:00	FG	McIntosh 47 yd FG
KSU	11/80	3:23	3/7:06	TD	McCaskill 18 yd pass from Smith
KSU	4/57	0:58	3/3:20	TD	George 38 yd rush
KSU	6/45	2:29	4/13:28	TD	King 11 yd pass from Smith
KSU	1/56	0:13	4/10:17	TD	Sweat 56 yd pass from Smith
WKU	7/65	2:00	2/3:01	TD	George 8 yd rush
WKU	4/36	0:22	2/0:00	FG	McIntosh 47 yd FG
WKU	12/84	4:21	3/3:33	TD	George 15 yad pass from Smith
WKU	12/77	1:50	4/0:24	TD	Sweat 22 yd pass from Smith
WKU	3/30	-	OT	TD	George 11 yd rush
USC	16/94	6:24	1/1:02	FG	McIntosh 22 yd FG
USC	8/67	3:48	2/5:33	TD	Whitlow 8 yd rush
USC	5/37	1:41	2/1:52	TD	Sanders 10 yd rush
MSU	10/80	4:29	2/11:58	TD	King 32 yd TD pass from Towles
MSU	7/46	2:25	3/6:22	TD	Whitlow 3 yd TD rush
ARK	6/80	2:36	3/6:46	TD	King 61 yd TD pass from Whitlow
UGA	13/84	5:01	1/9:59	TD	Boyd 4 yd TD pass from Newton
UGA	9/58	3:20	2/11:54	TD	Newton 2 yd rush
UGA	7/44	2:05	3/10:46	FG	McIntosh 37 yd FG
UGA	10/75	3:44	4/3:59	TD	Sanders 3 yd rush
MU	4/50	1:23	1/8:01	TD	Sanders 1 yd rush
MU	6/8	2:29	2/12:17	FG	McIntosh 43 yd FG

## GAME-OPENING DRIVES

Game	UK		Opponent	
	Res/Pts	Yds.	Res/Pts.	Yds.
UL	Punt/0	30	TD/8	99
KSU	Punt/0	5	Punt/0	5
WKU	INT/0	12	FG/3	54
UF	Punt/0	41	Punt/0	0
USC	Punt/0	-1	Punt/0	7
MSU	Punt/0	3	TD/7	85
ARK	Punt/0	2	TD/7	74
UGA	TD/7	84	Punt/0	20
MIZ	Fumble/0	60	TD/7	25
VU				
SAM				
UT				
<b>Totals/apg</b>	<b>71/77</b>	<b>236/26.2</b>	<b>32/3.5</b>	<b>369/41</b>

## SECOND HALF OPENING DRIVES

Game	UK		Opponent	
	Res/Pts	Yds.	Res/Pts.	Yds.
UL	MFG/0	29	FG/3	71
KSU	TD/7	80	TD/7	75
WKU	TD/7	84	TD/7	75
UF	Punt/0	7	TD/7	72
USC	Punt/0	22	TD7	73
MSU	Punt/0	-1	TD/7	40
ARK	Punt/0	24	TD/7	80
UGA	FG/3	44	Punt/0	9
MIZ	Punt/0	-13	INT/0	0
VU				
SAM				
UT				
<b>Totals/apg</b>	<b>17/1.8</b>	<b>276/30.6</b>	<b>45/5</b>	<b>495/55</b>

## GAME-BY-GAME UK DRIVES

Game	Total Drives	TD	FG	MFG	P	TO	4DN
UL	11	2	0	1	2	2	0-3
KSU	14	6	1	1	3	0	0-2
WKU	13	4	1	0	2	4	0-2
UF	12	0	0	2	6	3	0-1
USC	13	2	1	0	6	2	0-0
MSU	12	2	0	0	8	0	0-2
ARK	9	1	0	0	8	0	0-0
UGA	11	3	1	0	6	0	1-1
MU	14	1	1	1	7	3	0-1
VU							
SAM							
UT							
<b>Totals</b>	<b>109</b>	<b>21</b>	<b>5</b>	<b>5</b>	<b>48</b>	<b>14</b>	<b>1-12</b>

## KENTUCKY TOUCHDOWN DRIVE ANALYSIS

Yds.	TD	Drive	Poss. Time	TDs	Plays	TDs
1-9	9	-	00:00-00:59	4	1	2
10-19	6	-	01:00-01:59	4	2	-
20-29	1	-	02:00-02:59	5	3	1
30-39	2	2	03:00-03:59	4	4	2
40-49	-	2	04:00-04:59	3	5	1
50-59	1	4	05:00-05:59	1	6	2
60-69	2	4	06:00-06:59	-	7	2
70-79	-	4	07:00-07:59	-	8	2
80-89	-	5	08:00-08:59	-	9	1
90-99	-	-	09:00-09:59	-	10	3
Total	21	21	10:00-10:59	-	11	1
			11:00-11:59	-	12	2
			12:00-12:59	-	13	1
			13:00-13:59	-	14	1
			14:00-14:59	-	15	-
			15:00 - +	-	16	-

# WHEN WAS THE LAST TIME

## KENTUCKY

Scored 40 points: 47 vs. Kent State, Sept. 8, 2012  
Scored 50 points: 63 vs. Western Kentucky, Sept. 11, 2010  
Shut Out an Opponent: vs. Miami (42-0), Sept. 5, 2009  
Shut Out an Opponent in the 2nd half: vs. Central Michigan, Sept. 10, 2011  
Scored on first series: TD vs. Georgia, Oct. 20, 2012  
Scored a TD on first series: vs. Georgia, Oct. 20, 2012  
Had 25 First Downs: 28 vs. WKU, Sept. 15, 2012  
Had 30 First Downs: 37 vs. Tennessee, Nov. 24, 2007  
Had 250 yards rushing: 340 vs. Jacksonville State, Oct. 22, 2011  
Had 300 yards rushing: 340 vs. Jacksonville State, Oct. 22, 2011  
Had below 50 yards rushing: 41 vs. WKU, Sept. 15, 2012  
Had 300 yards passing: 332 vs. WKU, Sept. 15, 2012  
Had 400 yards passing: 430 vs. Tennessee, Nov. 24, 2007  
Had below 50 yards passing: 15, vs. Tennessee, Nov. 26, 2011  
Had 500 yards total offense: 539 vs. Kent State, Sept. 8, 2012  
Had below 200 yards total offense: 179, at Missouri, Oct. 27, 2012  
Held opp. below 100 yards rushing: 77 vs. Georgia, Oct. 20, 2012  
Held opp. below 50 yards rushing: 43 vs. Miss. State, Nov. 1, 2008  
Held opp. below 100 yards passing: 87 at Missouri, Oct. 27, 2012  
Held opp. below 50 yards passing: 15 vs. Western Kentucky, Sept. 27, 2008  
Held opponent below 200 yards total offense: 172 vs. Akron, Sept. 18, 2010  
Held opp. below 100 yards total offense: 91 vs. Vanderbilt, Nov. 16, 1996  
Recorded a safety: vs. Kent State, Sept. 8, 2012  
Recorded zero penalties: vs. Auburn, Oct. 17, 2009  
Had a player with 30 rush attempts: 31 by Artose Pinner vs. Vanderbilt, Nov. 16, 2002  
Had a player rush for 100 yards: 115 by Raymond Sanders vs. Kent State, Sept. 8, 2012  
Had a true freshman rush for 100 yards: 126 by Josh Clemons, vs. Central Michigan, Sept. 10, 2011  
Had a player rush for 200 yards: 224 by Artose Pinner vs. Vanderbilt, Nov. 16, 2002  
Had 2 players rush for 100 yards: Randall Cobb (170) and Derrick Locke (145) vs. Vanderbilt, Nov. 13, 2010  
Had a player with 3 rushing touchdowns: 3 by CoShik Williams vs. Charleston Southern, Nov. 6, 2010  
Had a player with 50 pass attempts: 60 by Maxwell Smith, vs. WKU, Sept. 15, 2012  
Had a player with 60 pass attempts: 60 by Maxwell Smith, vs. WKU, Sept. 15, 2012  
Had a player with 30 pass completions: 37 by Maxwell Smith, vs. WKU, Sept. 15, 2012  
Had a player with 300 passing yards: 332 by Maxwell Smith, vs. WKU, Sept. 15, 2012  
Had 2 players pass for 100 yards: Jared Lorenzen (146) and Shane Boyd (140) vs. LSU, Oct. 13, 2001  
Had a player with 3 or more touchdown passes: 4 by Maxwell Smith, vs. Kent State, Sept. 8, 2012  
Had a player with 10 pass receptions: 10 by La'Rod King vs. WKU, Sept. 15, 2012  
Had a player with 100 yards receiving: 100 by Aaron Boyd vs. Kent State, Sept. 8, 2012  
Had 2 players with 100 yards receiving: 116 by Matt Roark and 102 by La'Rod King, vs. Ole Miss, Nov. 5, 2011  
Had a player with 3 touchdown receptions: 3 by Dicky Lyons, Jr. vs. Florida, Oct. 20, 2007  
Had a player with 100 rushing and 100 receiving yards in the same game: Rafael Little (132 rushing, 114 receiving) vs. Vanderbilt, Nov. 11, 2006  
Had a 100-yard rusher and a 100-yard receiver in the same game: Raymond Sanders (115 rushing), Aaron Boyd (100 receiving)  
Had a player score a TD by rushing and receiving in the same game: Jonathan George, vs. WKU, Sept. 15, 2012  
Had a player throw a TD pass and score a rushing and receiving TD in the same game: Randall Cobb vs. Auburn, Oct. 9, 2010  
Had a player throw a TD pass, score a receiving TD and score on a punt

return for a TD in the same game: Randall Cobb vs. WKU, Sept. 11, 2010  
Had a player return a kickoff for a TD: Derrick Locke (100 yards) vs. Louisville, Sept. 19, 2009  
Had a player return a punt for a TD: Randall Cobb (50 yards) vs. Western Kentucky, Sept. 11, 2010  
Had a player return an interception for a TD: Sam Maxwell (56 yards) vs. Tennessee, Nov. 28, 2009  
Had a player recover/return a fumble for a TD: Martavius Neloms (40 yards) vs. Jacksonville State, Oct. 22, 2011  
Had two defensive TDs in the same game: Ashton Cobb (28 yards) and Myron Pryor (72 yards) vs. Louisville, Aug. 31, 2008  
Had a player block a punt: DeMarcus Sweat vs. South Carolina, Sept. 30, 2012  
Had a player block a field goal: Collins Ukwu at Florida, Sept. 22, 2012  
Had a player block a PAT: Collins Ukwu at Missouri, Oct. 27, 2012  
Had a player return a blocked FG for a TD: David Jones (57 yards) vs. Vanderbilt, Nov. 15, 2008  
Had a field goal of 50 yards or more: Craig McIntosh (50 yards) vs. Pittsburgh, Jan. 8, 2011  
Played an overtime game: Sept. 15, 2012 vs. WKU (1OT) - (L, 32-31)  
Won an overtime game: Oct. 13, 2007 vs. LSU (3OT) - (W, 43-37)

## OPPONENTS

Scored 40 points: 49 by Arkansas, Oct. 13, 2012  
Scored 50 points: 54 by South Carolina, Oct. 8, 2011  
Shut Out Kentucky: 0-38 by Florida, Sept. 22, 2012  
Shut Out Kentucky in 2nd half: at Missouri, Oct. 27, 2012  
Rushed for 300 yards: 405 by Florida, Sept. 24, 2011  
Passed for 300 yards: 427 by Georgia, Oct. 20, 2012  
Had 500 yards of total offense: 504 by Georgia, Oct. 20, 2012  
Recorded a safety: Louisville, Aug. 31, 2008  
Blocked a Kentucky punt: vs. Louisville, Sept. 17, 2011  
Blocked a Kentucky field goal: Florida, Sept. 25, 2010  
Blocked a Kentucky PAT: Eastern Kentucky, Nov. 7, 2009  
Had a player with 30 rush attempts: 34, Antonio Andrews (WKU), Sept. 15, 2012  
Had a player with 100 yards rushing: 108 by Kendial Lawrence (MU), Oct. 27, 2012  
Had a player with 200 yards rushing: 252 by Anthony Dixon (Mississippi State), Oct. 31, 2009  
Had two players with 100 yards rushing: 108 by Seniorise and 105 by Jeremy Wright (Louisville), Sept. 2, 2012  
Had a player with 40 pass attempts: 43, Spencer Keith (Kent State), Sept. 8, 2012  
Had a player with 20 pass completions: 30, Aaron Murray (Georgia), Oct. 20, 2012  
Had a player with 300 yards passing: 427, Aaron Murray (Georgia), Oct. 20, 2012  
Had two players with 100 yards passing: 169 by Stephen Garcia and 105 by Chris Smelley (South Carolina), Oct. 11, 2008  
Had a player with 10 pass receptions: 13, Harry Douglas (Louisville), Sept. 15, 2007  
Had a player with 100 yards receiving: 188, Tavarres King and 103, Malcolm Mitchell (Georgia), Oct. 20, 2012  
Had two players with 100 yards receiving: 188, Tavarres King and 103, Malcolm Mitchell (Georgia), Oct. 20, 2012  
Had a player return a kickoff for a TD: Gabriel Chambers (Jacksonville State), 99 yards, Oct. 22, 2011  
Had a player return a blocked FG for a TD: Neiko Thorpe (69 yards) vs. Auburn, Oct. 17, 2009  
Had a player return a blocked punt for a TD: Chris Rainey (23 yards) vs. Florida, Sept. 26, 2009  
Had a player return an interception for a TD: Jaylen Watkins (Florida), 26 yards, Sept. 22, 2012  
Had a player return a fumble for a TD: E.J. Gaines (MU), 13 yards, Oct. 27, 2012

# 2012 KENTUCKY FOOTBALL DEPTH CHART

(as of Sun. Oct. 28)

## OFFENSE

TE	46 Patrick Ligon, 6-4, 246, Jr-Sq 80 Ronnie Shields, 6-5, 243, So-1L 89 Tyler Robinson, 6-3, 258, Jr-2L
LT	77 Darrian Miller, 6-5, 293, So-1L 70 Jordan Swindle, 6-7, 310, Fr-HS
LG	75 Zach West, 6-4, 312, Fr-RS 76 Teven Eatmon-Nared, 6-7, 342, So-Sq
C	69 Matt Smith, 6-4, 296, Sr-3L 64 Max Godby, 6-4, 280, So-Sq
RG	67 Larry Warford, 6-3, 343, Sr-3L 71 Jack Gruenschlaeger, 6-11, 339, Fr-RS
RT	79 Kevin Mitchell, 6-6, 287, Jr-2L 74 Trevino Woods, 6-5, 281, Sr-2L
WR	16 La'Rod King, 6-4, 222, Sr-3L 6 A.J. Legree, 6-1, 178, Fr-HS 19 E.J. Fields, 6-1, 199, Sr-2L
WR	9 Demarco Robinson, 5-10, 158, So-1L 83 DeMarcus Sweat, 6-1, 182, Fr-HS or 27 Aaron Boyd, 6-4, 214, Sr-2L
WR	23 Daryl Collins, 5-11, 196, Fr-RS 85 Gene McCaskill, 6-0, 197, Sr-3L
QB	13 Jalen Whitlow, 6-2, 202, Fr-HS 14 Patrick Towles, 6-5, 242, Fr-HS 12 Morgan Newton, 6-4, 240, Sr-3L
FB	39 D.J. Warren, 6-0, 241, So-1L 43 Cody Jones, 5-11, 212, Jr-1L
TB	25 Jonathan George, 5-10, 223, Jr-2L 4 Raymond Sanders, 5-8, 197, Jr-2L 33 Dyshawn Mobley, 5-11, 223, Fr-HS

## SPECIALISTS

SNAP	59 Kelly Mason, 6-3, 236, Fr-RS 81 Kyle Budde, 6-6, 225, So-Sq
P	9 Landon Foster, 6-1, 198, Fr-HS 88 Joe Mansour, 6-2, 184, Jr-2L
HOL	13 Jared Leet, 6-3, 192, Fr-RS 27 Aaron Boyd, 6-4, 214, Sr-2L
FG/PAT	93 Craig McIntosh, 6-0, 200, Sr-3L 88 Joe Mansour, 6-2, 184, Jr-2L
KO	88 Joe Mansour, 6-2, 184, Jr-2L 93 Craig McIntosh, 6-0, 200, Sr-3L

KOR	4 Raymond Sanders, 5-8, 197, Jr-2L 83 DeMarcus Sweat, 6-1, 192, Fr-HS 33 Dyshawn Mobley, 5-11, 223, Fr-HS
-----	---

PR	9 Demarco Robinson, 5-10, 158, So-1L 85 Gene McCaskill, 6-0, 197, Sr-3L
----	--

## DEFENSE

DE	96 Collins Ukwu, 6-5, 258, Sr-3L 91 Farrington Huguenin, 6-4, 255, Fr-RS
----	---

DT	99 Donte Rumph, 6-3, 315, Jr-2L 60 Alvin Davis, 6-4, 264, So-1L 50 Mike Douglas, 6-4, 269, So-1L
----	--

DT	51 Tristian Johnson, 6-1, 272, Jr-2L 97 Mister Cobble, 6-0, 331, Jr-1L 92 Christian Coleman, 6-3, 298, So-1L
----	--

E / LB	94 Taylor Wyndham, 6-4, 243, Sr-3L 2 Alvin Dupree, 6-4, 247, So-1L
--------	---

MLB	40 Avery Williamson, 6-1, 254, Jr-2L 10 Tyler Brause, 6-4, 241, So-1L
-----	--

WLB	2 Alvin Dupree, 6-4, 247, So-1L 22 Khalid Henderson, 6-1, 220, Fr-HS 54 Malcolm McDuffen, 6-3, 216, So-1L
-----	---

LB / S	32 Miles Simpson, 6-2, 223, So-1L 8 Josh Forrest, 6-3, 226, Fr-RS 34 Kory Brown, 6-0, 207, So-JC
--------	--

CB	16 Cody Quinn, 5-10, 163, Fr-HS or 15 J.D. Harmon, 6-2, 197, Fr-HS
----	---

S	5 Ashely Lowery, 6-1, 209, So-1L 31 Mikie Benton, 5-11, 195, Sr-2L 7 Daron Blaylock, 6-1, 215, Fr-HS
---	--

S	1 Martavius Neloms, 6-1, 186, Sr-3L or 17 Zack Blaylock, 6-0, 188, Fr-HS 28 Eric Dixon, 5-11, 187, So-1L
---	--

CB	35 Cartier Rice, 5-10, 187, Sr-3L or 3 Fred Tiller, 6-0, 180, Fr-HS
----	--