



MIDDLE TENNESSEE

BLUE RAIDER BASKETBALL

GAME SEVEN

2017-18 SCHEDULE

Overall: 5-1 ♦ C-USA: 0-0
H: 2-1 ♦ A: 3-0 ♦ N: 0-0

NOVEMBER

2	Arkansas-Fort Smith (Exh.)	W, 85-55
10	Trevecca	W, 104-52
13	at Murray State	W, 72-67
16	Belmont (Stadium)	L, 63-69
18	at Tennessee State	W, 75-65
21	Florida Gulf Coast (Stadium)	W, 85-72

DECEMBER

2	at Florida Gulf Coast (ESPN3)	W, 81-76
6	at Vanderbilt (SEC Network+)	7:00 PM
9	Ole Miss (Stadium)	5:00 PM
16	vs. Auburn (SEC Network) \$	5:00 PM
22	vs. Princeton (ESPN) ^	4:30 PM
23	vs. Akron/USC (ESPN2/ESPN3) ^	TBA
25	vs. TBA (ESPN2/ESPN) ^	TBA
30	at UAB (Stadium) *	4:00 PM

JANUARY

4	at FIU *	6:00 PM
6	at Florida Atlantic *	4:00 PM
11	LA Tech (CBS Sports Network) *	8:00 PM
13	Southern Miss (ESPN3) *	5:00 PM
18	at Marshall (beIN) *	7:00 PM
20	at WKU (Stadium) *	6:00 PM
25	UTSA (Stadium) *	6:30 PM
27	UTEP (Stadium) *	6:00 PM

FEBRUARY

1	at Old Dominion (Stadium) *	7:00 PM
3	at Charlotte *	6:00 PM
8	Rice (Stadium) *	6:30 PM
10	North Texas *	5:00 PM
15	at Southern Miss *	7:00 PM
17	at LA Tech (Stadium) *	6:00 PM
24	UAB (Stadium) *	6:00 PM

MARCH

1	WKU (CBS Sports Network) *	7:00 PM
3	Marshall (Stadium) *	6:00 PM
7-10	Conference USA Tournament !	TBA

All times Central and subject to change

\$ - Birmingham Jam (Birmingham, Ala.)

^ - Hawaiian Airlines Diamond Head Classic (Honolulu, Hawaii)

* - Conference USA game

! - The Ford Center at The Star (Frisco, Texas)

ATHLETIC COMMUNICATIONS

Eric Beovich

Assistant Director of Athletic Communications
Mississippi State, 2015
615.904.8115 (O) ♦ 850.723.8134 (C)
Beovich@GoBlueRaiders.com ♦ @EricB424

THE MATCHUP

MIDDLE TENNESSEE BLUE RAIDERS (5-1)

Head Coach: Kermit Davis (Mississippi State '82)

Record at MT: 312-181 (16th Season)

Overall Record: 449-256 (23rd Season)

STATISTICAL LEADERS

Points: King (24.3)

Rebounds: King (6.8)

Assists: Dixon (3.5)



VANDERBILT COMMODORES (3-5)

Head Coach: Bryce Drew (Valparaiso '98)

Record at VU: 22-21 (2nd Season)

Overall Record: 146-70 (7th Season)

STATISTICAL LEADERS

Points: Roberson (14.4)

Rebounds: Roberson (9.4)

Assists: Lee (3.1)



MEDIA INFORMATION

Date: Wednesday, December 6, 2017

Time: 7:00 PM CT

Location: Nashville, Tenn.

Arena: Memorial Gymnasium (14,316)

Series Record: Vanderbilt leads 29-6

TV: SEC Network +

Talent: Kevin Ingram (PxP), Shan Foster (Analyst)

Radio: Blue Raider Network (Game/WGNS/WMOT/Tuneln)

Talent: Chip Walters (PxP), Kyle Turnham (Analyst)

Twitter: @MT_MBB, #BlueRaiders

BLUE RAIDER BREAKDOWN

- ♦ Middle Tennessee trails the all-time series with Vanderbilt 29-6, but have won each of the last two meetings including a 71-48 win last season in Murfreesboro
- ♦ MT is off to a 5-1 start for the fifth time under head coach **Kermit Davis**, four of which come since the Blue Raiders joined Conference USA five seasons ago
- ♦ Blue Raider senior **F Nick King** collected career highs in points (32), rebounds (11) and assists (4) last time out, earning him Tennessee Sports Writers Association Player of the Week honors
- ♦ **King** has also served as the Raiders' leading scorer in each of his six games in the Blue and White, scoring 20 or more in each of the last five, and ranks fifth nationally and second in Conference USA in points per game (24.3)
- ♦ The Memphis native has proven to be a proficient scorer at all levels, currently converting over 60 percent from the field, over 46 percent from three and 85.0 percent from the free-throw line
- ♦ After failing to have a team free-throw percentage better than 70.0 percent the last six seasons, the Blue Raiders are currently making 75.5 percent of their freebies, led by junior **G Antwain Johnson** (92.9) and **King** (85.0)
- ♦ The Blue Raiders were picked first in the Conference USA preseason poll with eight first-place votes while senior **G Giddy Potts** was named to the Preseason All-Conference team for the second consecutive season
- ♦ Middle Tennessee is assured four contests against NCAA Tournament teams (FGCU twice, Vanderbilt and Princeton) and two more against NIT teams (Belmont and Ole Miss) and could also face NCAA Tournament teams USC, Miami and New Mexico State or NIT team Akron in the 2017 Hawaiian Airlines Diamond Head Classic
- ♦ The Blue Raiders are excelling in the early RPI ratings once again, ranking sixth in the first NCAA RPI rankings with a strength of schedule rated seventh in the nation
- ♦ MT is also in the Top 12 in the RPI according to five other RPI rankings (see pg. 5)

PROJECTED BLUE RAIDER STARTING FIVE

Tyrik Dixon



6.0 PPG
4.2 RPG
3.5 APG
37.9 FG%
81.8 FT%

#0 | SO | G | 6-1 | 184

Ed Simpson



2.3 PPG
1.5 RPG
1.7 APG
31.3 FG%
33.3 3FG%

#11 | SR | G | 6-2 | 195

Giddy Potts



10.3 PPG
4.5 RPG
2.3 APG
2.3 SPG
35.1 FG%

#20 | SR | G | 6-2 | 217

Nick King



24.3 PPG
6.8 RPG
60.2 FG%
46.2 3FG%
85.0 FT%

#5 | SR | F | 6-7 | 225

Brandon Walters



11.4 PPG
5.0 RPG
2.8 ORPG
1.2 BPG
57.9 FG%

#1 | SR | F | 6-10 | 250



/MTSUMBB



@MT_MBB



@MT_MBB



@MT_ATHLETICS

QUICK FACTS

Location: Murfreesboro, Tenn.
Founded: 1911
Enrollment: 22,050
President: Dr. Sidney McPhee
Director of Athletics: Chris Massaro
Nickname: Blue Raiders
Colors: Royal Blue & White
Affiliation: Division I
Conference: C-USA
Arena: Murphy Center
Capacity: 11,520
Head Coach: Kermit Davis
Alma Mater: Mississippi State, 1982
Record at MT (years): 312-181/.633 (16th)
Career Record - Div. I (years): 383-231/.624 (20th)
Career Record - All levels (years): 449-256/.637 (23rd)
Assistant Coach: Win Case (Univ. of Science & Arts/ Oklahoma, 1986)
Assistant Coach: Greg Gensing (Southwest Texas State, 1979)
Assistant Coach: Ronnie Hamilton (Duke, 2002)
Director of Operations: Kerry Hammonds II (Middle Tennessee, 2014)
Athletic Trainer: Reese Shivers (LSU, 2013)
Strength Coach: Zach Willis (Middle Tennessee, 2012)
2016-17 Overall Record: 31-5
C-USA Record/Finish: 17-1/first
C-USA Tournament: No. 1 seed
Quarterfinal: (1) MT 86, (9) UTSA 70
Semifinal: (1) MT 82, (2) UTEP 56
Championship: (1) MT 83, (2) Marshall 72
Starters Returning/Lost: 3/2
Letterwinners Returning/Lost: 7/6
Newcomers: 7
Season of basketball: 95th
First season: 1913-14
All-time record: 1,211-1,038
NCAA Appearances: 9/4-9 - 1975, 77, 82, 85, 87, 89, 2013, 16, 17
NIT Appearances: 3/4-3 - 1986, 88, 2012
CIT Appearance: 2/0-2 - 2010, 15

ALPHABETICAL ROSTER

No.	Name	Cl.
0	Tyrik Dixon	So.
25	Karl Gamble	Jr.
	Antonio Green	Jr.
4	James Hawthorne	Jr.
2	Antwain Johnson	Jr.
5	Nick King	Sr.
15	TJ Massenburg	Fr.
14	Chase Miller	R-So.
20	Giddy Potts	Sr.
12	Therren Shelton-Szmidt	Fr.
21	David Simmons	Jr.
11	Ed Simpson	Sr.
3	Donovan Sims	Fr.
10	Will Slatten	R-Fr.
35	Davion Thomas	R-Fr.
32	Michael Van Hooser	Fr.
1	Brandon Walters	R-Sr.

TENNESSEE'S FINEST >

◆ Of the 12 NCAA Division I teams in the state of Tennessee, Middle Tennessee has had more success than any other since 2011-12 with 159 total wins in the last six-plus seasons

1. Middle Tennessee - 159
2. Belmont - 148
3. Memphis - 142
4. Vanderbilt - 118
5. ETSU - 116
5. Tennessee - 116
7. Chattanooga - 114
8. Tennessee Tech - 97
9. Lipscomb - 92
10. Tennessee State - 89
11. UT Martin - 82
12. Austin Peay - 71

*through 12/4/17



KEEPING PACE >

◆ MT has 103 total wins since joining Conference USA in 2013-14, trailing only LA Tech among current C-USA members

1. LA Tech - 108
2. Middle Tennessee - 103
3. Old Dominion - 93
4. UAB - 86
5. UTEP - 81

*through 12/4/17

GOING STREAKING >

◆ Middle Tennessee has made a 3-pointer in 680 consecutive games, a streak that spans over 21 seasons, with the last time it failed to convert a trey coming on Jan. 20, 1996 against Morehead State

MURPHY MADNESS >

◆ Middle Tennessee has been one of the best home teams in the country in recent years, holding an 82-14 record in the Murphy Center since 2011-12, which includes a perfect 16-0 record in 2012-13

2011-12:	15-2
2012-13:	16-0
2013-14:	14-2
2014-15:	12-4
2015-16:	10-3
2016-17:	13-2
2017-18:	2-1



TOP-RANKED DEFENSE >

◆ Middle had one of the top two scoring defenses in Conference USA in each of its first four seasons in the league, holding opponents to 63.6 points per game in 2016-17, 68.9 in 2015-16, 62.4 in 2014-15 and 62.6 in 2013-14

◆ With that strong of a defense, the Blue Raiders have been nearly unstoppable when scoring 70 points, boasting a 66-5 record (.930) since 2013-14 when topping the 70-point mark

◆ Defense has long been a staple for head coach **Kermit Davis** as he is 193-32 (.858) at the helm of the Blue Raider basketball program when his teams top 70 points

POWER 5 SUCCESS >

◆ Middle Tennessee has posted a 10-8 record against Power 5 teams since the beginning of the 2011-12 season, notching the 10 wins against seven different teams

◆ Since the beginning of the 2015-16 season the Blue Raiders boast a 5-0 record against the SEC and Big Ten and a pair of NCAA Tournament wins



NUMERICAL ROSTER

No.	Name	Pos.	Ht.	Wt.	Cl.	Hometown/Previous School
0	Tyrik Dixon	G	6-1	184	So.	Bentonville, Ark. / Southwest Christian Academy
1	Brandon Walters	F	6-10	250	R-Sr.	Chattanooga, Tenn. / Walters State CC
2	Antwain Johnson	G	6-2	197	Jr.	Malone, Fla. / Chipola College
3	Donovan Sims	G	6-0	165	Fr.	Murfreesboro, Tenn. / Blackman HS
4	James Hawthorne	F	6-7	205	Jr.	Prentiss, Miss. / Southwest Mississippi CC
5	Nick King	F	6-7	225	Sr.	Memphis, Tenn. / Alabama
10	Will Slatten	G	6-4	166	R-Fr.	Sparta, Tenn. / Moore County HS
11	Ed Simpson	G	6-2	195	Sr.	Ocean Springs, Miss. / St. Martin HS
12	Therren Shelton-Szmidt	G	6-5	190	Fr.	Mississauga, Ontario / Hamilton Heights Christian Academy (TN)
14	Chase Miller	G	6-0	185	R-So.	Dallas, Texas / Shelton HS
15	TJ Massenburg	F	6-8	220	Fr.	Snellville, Ga. / Shiloh HS
20	Giddy Potts	G	6-2	217	Sr.	Athens, Ala. / Athens HS
21	David Simmons	G	6-3	195	Jr.	Henderson, Ky. / Tallahassee CC
25	Karl Gamble	F	6-9	224	Jr.	Columbia, S.C. / A.C. Flora HS
32	Michael Van Hooser	G	6-3	195	Fr.	Demorest, Ga. / Tallulah Falls School
35	Davion Thomas	F	6-9	215	R-Fr.	Columbus, Ga. / Northside HS
	Antonio Green	G	6-2	180	Jr.	Tupelo, Miss. / UTRGV

BLUE RAIDER BASKETBALL

CONFERENCE USA STANDINGS

Team	C-USA	Pct.	Home	Away	Overall	Pct.	Home	Away	Neutral
LA Tech	0-0	.000	0-0	0-0	6-1	.857	4-0	0-1	2-0
Middle Tennessee	0-0	.000	0-0	0-0	5-1	.833	2-1	3-0	0-0
WKU	0-0	.000	0-0	0-0	6-2	.750	4-1	0-0	2-1
Marshall	0-0	.000	0-0	0-0	5-3	.625	5-0	0-3	0-0
UAB	0-0	.000	0-0	0-0	5-3	.625	5-0	0-0	0-3
Old Dominion	0-0	.000	0-0	0-0	5-3	.625	2-0	1-2	2-1
Florida Atlantic	0-0	.000	0-0	0-0	4-3	.571	3-0	0-1	1-2
UTSA	0-0	.000	0-0	0-0	5-4	.556	3-0	1-2	1-2
Southern Miss	0-0	.000	0-0	0-0	4-4	.500	3-0	0-2	1-2
FIU	0-0	.000	0-0	0-0	4-4	.500	3-2	0-1	1-1
North Texas	0-0	.000	0-0	0-0	4-5	.444	4-1	0-4	0-0
Charlotte	0-0	.000	0-0	0-0	3-4	.429	3-2	0-2	0-0
UTEP	0-0	.000	0-0	0-0	2-6	.250	2-2	0-1	0-3
Rice	0-0	.000	0-0	0-0	2-6	.250	1-3	1-1	0-2

*through 12/4/17

AROUND CONFERENCE USA

RECENT SCORES >

November 30 (Thursday)

Oklahoma 82, North Texas 72

UAB 71, Memphis 56

UTSA 125, Ottawa 64

New Mexico State 80, UTEP 60

December 2 (Saturday)

UTRGV 69, Rice 67

WKU 78, Wright State 60

VCU 82, Old Dominion 75

Middle Tennessee 81, FGCU 76

(RV) LA Tech 106, Miles College 55

Florida Atlantic 93, Bethune Cookman 75

Marshall 86, Akron 64

FIU 87, South Alabama 58

UT Arlington 65, North Texas 60

James Madison 87, Charlotte 82

UTEP 88, New Mexico 76

Utah Valley 88, UTSA 80

December 3 (Sunday)

Southern Miss 109, Rust 61

December 4 (Monday)

Oklahoma 97, UTSA 85

December 5 (Tuesday)

Wake Forest at Charlotte, 6:00 PM

Florida Atlantic at FGCU, 6:00 PM

Chattanooga at Marshall, 6:00 PM

UAB at Troy, 7:00 PM

TODAY'S GAMES >

December 6 (Wednesday)

Richmond at Old Dominion, 6:00 PM

Stephen F. Austin at LA Tech, 6:30 PM

Middle Tennessee at Vanderbilt, 7:00 PM

Indiana State at North Texas, 7:00 PM

UPCOMING GAMES >

December 9 (Saturday)

Rice at Stephen F. Austin, 2:00 PM

UAB at Auburn, 3:30 PM

Ole Miss at Middle Tennessee, 5:00 PM

Bowling Green at Old Dominion, 6:00 PM

Jackson State at LA Tech, 6:00 PM

Marshall at Toledo, 6:00 PM

McNeese State at North Texas, 7:00 PM

Houston Baptist at UTSA, 7:00 PM

Washington State at UTEP, 8:00 PM

December 10 (Sunday)

Webber International at Florida Atlantic, 11:00 AM

Charlotte at Chattanooga, 12:00 PM

(RV) WKU at Ohio, 1:00 PM

Troy at Southern Miss, 2:00 PM

PRESEASON PICKS

C-USA PRESEASON POLL >

1. Middle Tennessee (8)

2. UAB (4)

3. LA Tech (2)

4. Old Dominion

5. UTEP

6. WKU

7. Marshall

8. Charlotte

9. UTSA

10. Southern Miss

11. North Texas

12. Florida Atlantic

13. Rice

14. FIU

PRESEASON ALL-C-USA TEAM >

Name	Class	Pos.	School
Jon Davis	Jr.	G	Charlotte
Jacobi Boykins	Sr.	G	LA Tech
Daquan Bracey	So.	G	LA Tech
Jon Elmore	Jr.	G	Marshall
Giddy Potts	Sr.	G	Middle Tennessee
Ahmad Caver	Jr.	G	Old Dominion
Chris Cokley	Sr.	F	UAB
William Lee	Sr.	F	UAB
Omega Harris	Sr.	G	UTEP
Justin Johnson	Sr.	F	WKU

BLUE RAIDERS IN C-USA

Category	Stats	Rank
Scoring Offense	80.0	5th
Scoring Defense	66.8	5th
FG %	47.3 %	4th
FG % Defense	41.9 %	6th
3FG %	31.0 %	11th
3FG % Defense	31.8 %	3rd
FT%	75.5 %	2nd
Rebounds	37.0	9th
Rebound Margin	+6.0	2nd
Assists	14.8	6th
Blocks	2.8	11th
Steals	8.2	2nd
Turnover Margin	+2.8	7th
Assist/Turnover Ratio	1.1	8th

*through 12/4/17

BY THE NUMBERS

Overall record	5-1
At home	2-1
On road	3-0
Neutral site	0-0
vs. Ranked Teams	0-0

Blue Uniforms	3-0
Grey Uniforms	0-1
White Uniforms	2-0

vs. Conference USA	0-0
vs. Conference USA Home	0-0
vs. Conference USA Away	0-0
vs. Non-Conference	4-1
vs. Atlantic Sun	2-0
vs. Ivy League	0-0
vs. Ohio Valley	2-1
vs. Southeastern	0-0
vs. NCAA D-II	1-0

When leading at halftime	4-0
When tied at halftime	0-0
When trailing at halftime	1-1

Leading with 5:00 left (regulation)	5-0
Tied with 5:00 left (regulation)	0-0
Trailing with 5:00 left (regulation)	0-1

In overtime games	0-0
-------------------	-----

When MT wins the tip-off	4-0
When opponent wins the tip-off	1-1
When MT scores first	1-0
When opponent scores first	4-1
In games decided by 3 points or less	0-0
In games decided by 4-10 points	3-1

When MT shoots 50% or better	2-0
When MT shoots 40-49%	3-1
When MT shoots 30-39%	0-0
When MT shoots less than 30%	0-0

When scoring 90 or more points	1-0
When scoring 80-89 points	2-0
When scoring 70-79 points	2-0
When scoring 60-69 points	0-1
When scoring 50-59 points	0-0
When scoring less than 50 points	0-0

When MT outrebounds opponents	4-0
When MT is outrebounded	1-1
When rebounds are even	0-0

On Monday	1-0
On Tuesday	1-0
On Wednesday	0-0
On Thursday	0-1
On Friday	1-0
On Saturday	2-0
On Sunday	0-0

In November	4-1
In December	1-0
In January	0-0
In February	0-0
In March	0-0

CHARTING THE BLUE RAIDERS

DUNKS >

Nick King (3)
 Brandon Walters (3)
 Antwain Johnson (2)
 Davion Thomas (2)
 Karl Gamble (1)
 Giddy Potts (1)

CHARGES DRAWN >

Tyrik Dixon (1)
 Antwain Johnson (1)
 Giddy Potts (1)
 David Simmons (1)
 Ed Simpson (1)

FIRST SCORER >

Nick King (4)
 Antwain Johnson (1)
 Giddy Potts (1)

HOW FIRST POINTS WERE SCORED >

Jumper (3)
 3-pointer (1)
 Layup (1)
 Free Throw (1)
 Dunk (0)

FIRST SUB >

James Hawthorne (3)
 Karl Gamble (2)
 Tyrik Dixon (1)
 Antwain Johnson (1)
 Brandon Walters (1)

LED MT IN SCORING >

	Season	Career
Nick King	6	6
Giddy Potts	0	21
Ed Simpson	0	2
Tyrik Dixon	0	1

LED MT IN REBOUNDING >

	Season	Career
Brandon Walters	2	2
Nick King	2	2
Giddy Potts	1	15
Tyrik Dixon	1	2
Karl Gamble	0	1

LED MT IN ASSISTS >

	Season	Career
Tyrik Dixon	4	22
Giddy Potts	1	9
Antwain Johnson	1	2
James Hawthorne	1	1
Nick King	1	1
David Simmons	1	1
Ed Simpson	0	13

FREE THROW STREAKS >

	Consecutive Made FTs	Dates Back to
Antwain Johnson	11	Trevecca
Donovan Sims	2	FGCU 1
Nick King	2	FGCU 2
David Simmons	2	FGCU 2
Brandon Walters	2	FGCU 2
Giddy Potts	1	FGCU 1
Tyrik Dixon	1	FGCU 2

IMMEDIATE IMPACT >

◆ Senior transfers have had a track record of great success at Middle Tennessee with LaRon Dendy and JaCorey Williams both winning Conference USA Player of the Year honors in their lone season in Murfreesboro
 ◆ Senior F **Nick King** may well be next in line to be a senior transfer success story for head coach Kermit Davis as his numbers stack up with those posted by both Dendy and Williams

THROUGH 6 GAMES

	POINTS	REBOUNDS
NICK KING >	146	41
JACOREY WILLIAMS >	126	31
LARON DENDY >	93	40



TRANSFER TRACKER >

◆ Over 40 percent of the scoring production has come from transfers in 13 of head coach Kermit Davis' 16 seasons with the Blue Raiders, with just over 50 percent of the total production across those 16 seasons coming from transfers



Season	Transfer Points	Total Points	Percent
2002-03	1,488	2,053	72.48%
2003-04	906	2,034	44.54%
2004-05	1,651	2,212	74.64%
2005-06	1,403	1,977	70.97%
2006-07	279	1,995	13.98%
2007-08	437	2,180	20.05%
2008-09	436	2,254	19.34%
2009-10	1,137	2,282	49.82%
2010-11	1,415	2,218	63.80%
2011-12	1,578	2,459	64.17%
2012-13	1,530	2,405	63.62%
2013-14	1,066	2,339	45.58%
2014-15	1,138	2,285	49.80%
2015-16	1,370	2,539	53.96%
2016-17	1,247	2,697	46.24%
2017-18	306	480	63.75%
Total	17,387	34,409	50.53%

CRASHING THE BOARDS >

◆ Head coach Kermit Davis frequently praises senior G **Giddy Potts** as one of the top rebounding guards in the country, and the numbers support the claim
 ◆ With 467 rebounds at MT, Potts ranks 13th nationally in career rebounds by true guards while no true guard in C-USA is within 100 rebounds of the 6-foot-2 senior

NATIONAL ACTIVE LEADERS

Player	Career Rebounds
1. John Konchar, IUFW	679
2. Kenrich Williams, TCU	661
3. Jae'Sean Tate, Ohio State	617
4. Trevon Bluiett, Xavier	614
5. Matt Scott, Niagara	583
6. Egor Koulechov, Florida	578
7. Ahmad Thomas, UNC Asheville	565
8. Shawn Johnson, Incarnate Word	559
9. Mathieu Kamba, Central Arkansas	537
10. Dmitri Thompson, Elon	493
11. George King, Colorado	490
12. Chandler Hutchison, Boise State	489
13. Giddy Potts, MT	467
14. Divine Myles, Stetson	463
15. Yuta Watanabe, GWU	460

C-USA ACTIVE LEADERS

Player	Career Rebounds
1. Giddy Potts, MT	467
2. Connor Cashaw, Rice	368
3. Jacobi Boykins, LA Tech	328
4. Byron Frohnen, UTSA	282
5. Omega Harris, UTEP	270
6. Jon Elmore, Marshall	263



CHASING "BOOGIE" >

◆ Senior guard **Giddy Potts** became the 33rd member of Middle Tennessee's 1,000-point club in his 87th career game at UTSA in February 2017, reaching the mark 13 games faster than predecessor Reggie Upshaw.

After totaling 552 points as a junior, Potts will need to score 569 points as a senior to surpass all-time leading scorer Desmond "Boogie" Yates (1,775).

1.	Desmond Yates	1,775
2.	Robert Taylor	1,622
3.	Kerry Hammonds	1,616
4.	Reggie Upshaw	1,559
5.	Tommy Gunn	1,528
6.	Willie Brown	1,524
7.	Randy Henry	1,484
8.	Ken Trickey	1,456
t9.	Tim Sisneros	1,426
t9.	Chris Rainey	1,426
	Giddy Potts	1,269

NOTHING BUT THE BOTTOM OF THE NET >

◆ Senior guard **Giddy Potts** has tallied 435 field goals in his Blue Raider career, placing him 80 away from the Middle Tennessee Top 10 list.

If Potts matches the 196 field goals he converted as a junior he will rank fifth all-time at MT with 611.

1.	Desmond Yates	714
2.	Randy Henry	641
3.	Kerry Hammonds	631
4.	Willie Brown	619
t5.	Greg Joyner	593
t5.	Reggie Upshaw	593
7.	Tim Sisneros	584
8.	Sleepy Taylor	533
9.	Ken Trickey	521
10.	Robert Taylor	515
	Giddy Potts	435

FROM DOWNTOWN >

◆ Senior guard **Giddy Potts** made the career Top 10 list for 3-pointers made before reaching the end of his sophomore season. He has now made 212 triples in his career, good for second all-time and just 10 shy of the all-time record of 222 set by Robert Taylor.

1.	Robert Taylor	222
2.	Giddy Potts	212
3.	Kevin Kanaskie	207
4.	Tommy Gunn	185
5.	Chris Rainey	180
6.	Freddie Martinez	172
t7.	James Washington	137
t7.	Raymond Cintron	137
9.	Kerry Hammonds II	135
10.	JaQawn Raymond	119

◆ Potts is also in the career Top 10 for 3-pointers attempted. He has taken 510 long range attempts in his career, 82 shy of second place all-time.

1.	Robert Taylor	619
2.	Kevin Kanaskie	592
3.	Giddy Potts	510
4.	Tommy Gunn	469
5.	Freddie Martinez	451
6.	Chris Rainey	382
7.	Kerry Hammonds II	365
8.	James Washington	353
9.	JaQawn Raymond	324
t10.	Fats Cuyler	317
t10.	Richard Duncan	317
t10.	Raymond Cintron	317

◆ The sweet-shooting junior currently ranks fifth in school history for career 3-point percentage (.416). All-time leader Chris Rainey shot 47.1% from deep for his career.

1.	Chris Rainey	0.471
2.	Jonathan Whitworth	0.438
3.	Raymond Cintron	0.435
4.	Adam Vogelsberg	0.417
5.	Giddy Potts	0.416
6.	Nod Carter	0.412
7.	Xavier Habersham	0.407
8.	Kelvin Hammonds	0.403
t9.	Tommy Gunn	0.394
t9.	Torrey Moore	0.394

DROPPING DIMES >

◆ Sophomore guard **Tyrik Dixon** was the first Blue Raider since 2013-14 to dish out triple-digit assists in a season, tallying 119 helpers in his freshman campaign.

Now in his second season running the Blue Raider offense, Dixon is averaging 3.3 assists per game in his career, just outside the Middle Tennessee Top 10 list.

1.	Duane Washington	7.2
2.	James Johnson	5.0
3.	Lewis Mack	4.9
4.	Gerald Harris	4.6
5.	Richard Duncan	4.4
6.	Greg Armstrong	4.3
7.	Kevin Kanaskie	3.9
8.	Eric Parham	3.8
t9.	Bruce Massey	3.6
t9.	Tweety Knight	3.6
	Tyrik Dixon	3.3

BASKETBALL BANDITS >

◆ Senior guard **Giddy Potts** moved into the Top 10 all-time in career steals early in his senior season after a team-leading 47 steals in 2016-17 gave him 103 in his career.

Potts currently needs just 10 more to match Kevin Kanaskie for eighth all-time at 127.

1.	Richard Duncan	190
2.	Tommy Gunn	156
3.	Reggie Upshaw	150
4.	Tim Gaither	145
5.	Gerald Harris	139
6.	James Johnson	136
7.	Duane Washington	134
8.	Kevin Kanaskie	127
9.	Giddy Potts	117
10.	Roni Bailey	112

◆ Sophomore guard Tyrik Dixon ranked second on the team last season with 45 steals and is now averaging 1.2 steals per game in his career, just outside the Middle Tennessee Top 10 list.

1.	James Johnson	2.2
t2.	Duane Washington	2.1
t2.	Richard Duncan	2.1
4.	Fernando Ortiz	2.0
t5.	Aylton Tesch	1.6
t5.	Tweety Knight	1.6
t7.	James Washington	1.5
t7.	Bruce Massey	1.5
t9.	Cedrick Wallace	1.4
t9.	Tim Gaither	1.4
t9.	Gerald Harris	1.4
t9.	Kim Cooksey	1.4
t9.	Tommy Gunn	1.4
	Tyrik Dixon	1.2

RANKINGS WATCH

AP POLL >

1.	Duke (65)	1,625
2.	Kansas	1,525
3.	Michigan State	1,500
4.	Villanova	1,434
5.	Florida	1,301
6.	Wichita State	1,197
7.	Texas A&M	1,192
8.	Kentucky	1,174
9.	Notre Dame	1,156
10.	Miami	1,122
11.	North Carolina	999
12.	Gonzaga	856
13.	Xavier	768
14.	Minnesota	758
15.	Virginia	728
16.	Arizona State	609
17.	Cincinnati	583
18.	West Virginia	557
19.	Seton Hall	405
20.	TCU	311
21.	Purdue	266
22.	Nevada	199
23.	Baylor	182
24.	Tennessee	96
25.	USC	90
RV	WKU	2

COACHES POLL >

1.	Duke (30)	798
2.	Kansas (1)	756
3.	Michigan State (1)	730
4.	Villanova	710
5.	Florida	629
6.	Wichita State	565
7.	Kentucky	560
8.	Notre Dame	552
9.	Texas A&M	537
10.	North Carolina	516
11.	Miami	483
12.	Virginia	438
13.	Gonzaga	435
14.	Xavier	381
15.	Minnesota	335
16.	West Virginia	285
17.	Cincinnati	251
17.	Arizona State	251
19.	Seton Hall	213
20.	TCU	153
21.	Purdue	143
22.	Baylor	123
23.	UCLA	80
24.	Nevada	65
25.	USC	62

RPI WATCH

NCAA RPI >

6.	Middle Tennessee	6. Middle Tennessee
16.	LA Tech	14. Tennessee
34.	WKU	53. Lipscomb
65.	Old Dominion	67. Belmont
175.	Florida Atlantic	101. Tennessee Tech
232.	UTEP	119. Vanderbilt
243.	North Texas	147. Tennessee State
257.	UTSA	148. Memphis
263.	Marshall	158. ETSU
268.	UAB	212. Austin Peay
292.	FIU	325. Chattanooga
301.	Rice	347. UT Martin
308.	Southern Miss	
310.	Charlotte	

**through games on 12/3/17*

CBS SPORTS RPI >

6.	Middle Tennessee
----	------------------

ESPN RPI >

12.	Middle Tennessee
-----	------------------

FOX SPORTS RPI >

6.	Middle Tennessee
----	------------------

REAL TIME RPI >

8.	Middle Tennessee
----	------------------

TEAM RANKINGS RPI >

7.	Middle Tennessee
----	------------------

**through games on 12/3/17*

RAIDER STREAKS

ALL GAMES >

W3 - at Tennessee State (11/18/17), FGCU (11/21/17), at FGCU (12/2/17)

AT MURPHY CENTER >

L1 - Belmont (11/16/17)

TRUE ROAD GAMES >

W6 - at WKU (2/16/17), at Marshall (2/18/17), at UAB (2/26/17), at Murray State (11/13/17), at Tennessee State (11/18/17), at FGCU (12/2/17)

NEUTRAL SITE >

L1 - Butler (3/18/17)

AWAY FROM HOME >

W3 - at Murray State (11/13/17), at Tennessee State (11/18/17), at FGCU (12/2/17)

NON-CONFERENCE >

W3 - at Tennessee State (11/18/17), FGCU (11/21/17), at FGCU (12/2/17)

CONFERENCE USA >

W7 - Old Dominion (2/9/17), Charlotte (2/11/17), at WKU (2/16/17), at Marshall (2/18/17), at UAB (2/26/17), FIU (3/2/17), Florida Atlantic (3/4/17)

CONFERENCE USA HOME >

W10 - Marshall (2/27/16), UAB (1/1/17), Marshall (1/12/17), WKU (1/14/17), Southern Miss (1/26/17), LA Tech (1/28/17), Old Dominion (2/9/17), Charlotte (2/11/17), FIU (3/2/17), Florida Atlantic (3/4/17)

CONFERENCE USA ROAD >

W3 - at WKU (2/16/17), at Marshall (2/18/17), at UAB (2/26/17)

AWARD WATCH

CONFERENCE USA PLAYER OF THE WEEK >

Nick King (Nov. 20)

TSWA PLAYER OF THE WEEK >

Nick King (Dec. 4)

PRESEASON ALL-CONFERENCE USA TEAM >

Giddy Potts

COLLEGE SPORTS MADNESS PRESEASON ALL-HIGH MAJOR THIRD TEAM >

Giddy Potts

GREAT GAMERS >

◆ Senior guards **Ed Simpson** and **Giddy Potts** are each on track to enter the career Top 10 list for games played in the Blue Raider record books in December.

The duo are just six and seven games, respectively, from matching Tommy Gunn for 10th all-time and could surpass Shawn Jones for second all-time by the end of the regular season.

1.	Reggie Upshaw.....	139
2.	Shawn Jones.....	128
3.	Kevin Kanaskie.....	124
4.	Desmond Yates.....	122
t5.	Kerry Hammonds.....	121
t5.	Kerry Hammonds II.....	121
7.	Kyle Young.....	119
8.	Lee Nosse.....	117
9.	Quincy Vance.....	115
10.	Tommy Gunn.....	113
	Ed Simpson.....	107
	Giddy Potts.....	106

◆ Potts has also started 89 games in his career, leaving him 25 shy of the all-time mark set by Reggie Upshaw last season.

With one more start Potts will match Quincy Vance and Kyle Young for fifth all-time with his 90th career start.

1.	Reggie Upshaw.....	114
2.	Kevin Kanaskie.....	105
3.	Tommy Gunn.....	96
4.	Tim Gaither.....	92
t5.	Quincy Vance.....	90
t5.	Kyle Young.....	90
t7.	Randy Henry.....	89
t7.	Kerry Hammonds.....	89
t7.	Giddy Potts.....	89
10.	Richard Duncan.....	87

MINUTE MEN >

◆ Senior guard **Giddy Potts** is lingering just outside the Top 10 in Blue Raider history for minutes played, having been on the court for 2,731 minutes in his career. Potts needs to play 41 more minutes to match Randy Henry (2,772) for 10th all-time.

1.	Kevin Kanaskie.....	4,078
2.	Reggie Upshaw.....	3,930
3.	Desmond Yates.....	3,517
4.	Kerry Hammonds.....	3,453
5.	Tommy Gunn.....	3,361
6.	Tim Gaither.....	3,020
7.	Robert Taylor.....	2,941
8.	Lee Nosse.....	2,900
9.	Desmond Yates.....	2,776
10.	Randy Henry.....	2,772
	Giddy Potts.....	2,731

RAIDERS GROUND EAGLES IN DUNK CITY >

◆ Middle Tennessee swept the Cinderella Showdown with an 81-76 triumph in Fort Myers, securing the road win with free throws down the stretch from seniors **Brandon Walters** and **Nick King**

◆ **King** posted career highs in points (32), rebounds (11), assists (4) and minutes (37) on his way to collecting Tennessee Sports Writers Association Player of the Week honors

◆ Junior **G David Simmons** was crucial off the bench in increased minutes with junior **G Antwain Johnson** sidelined, collecting career highs in points (11) and rebounds (5)

MT TAKES FIRST LEG OF CINDERELLA SHOWDOWN >

◆ The Blue Raiders scored early and often in the first of two meetings with Florida Gulf Coast this season, holding an 18-point lead at halftime and extending their lead out to 22 before sealing the 85-72 win

◆ Senior **F Nick King** led the offense once again, pouring in 25 points against the Eagles while sophomore **G Tyrik Dixon** logged the first Blue Raider double-double of the season with 12 points and a career-high 10 rebounds while adding six assists

◆ **King's** 10-for-10 effort at the free throw line extended his made free throw streak to 21 while junior **G Antwain Johnson** has now made 11 straight after going 4-for-4 from the line against the Eagles

KING OFF TO UNPRECEDENTED START >

◆ Senior **F Nick King** has scored 20-plus points in four consecutive games and led the Blue Raiders in scoring in each of MT's five games so far this season

◆ His 114 points make him the first MT player in the Kermit Davis era to top the 100-point mark in the first five games of the season

RAIDERS BACK IN WIN COLUMN AT TENNESSEE STATE >

◆ Middle Tennessee avenged the recent loss to OVC member Belmont by knocking off another OVC member in Tennessee State Saturday, 75-65

◆ The win also served as revenge on TSU after the Tigers came into Murfreesboro last season and handed the Blue Raiders their first loss of the season, 74-63, while snapping a 10-game winning streak in the series by MT

◆ Senior **F Nick King** continued to roll with his third straight 20-point performance while senior **F Brandon Walters** added 14 points and seven rebounds and junior **G Antwain Johnson** tacked on 11 points

BRUINS STIFLE RAIDERS DOWN THE STRETCH >

◆ Senior **F Nick King's** strong play continued as he logged 21 points, seven boards and three assists against Belmont but the Blue Raiders' 20-3 run in the second half wasn't enough to overcome the hot-shooting Bruins

◆ Belmont shot 45.5 percent (10 of 22) from 3-point range in the contest after shooting just 27.6 (16 of 58) percent from three in their first two games combined

◆ Senior **F Brandon Walters** also logged a solid performance, tallying 14 points, eight boards and four blocks in 24 minutes, all career highs

RAIDERS' DEPTH SHOWS IN WIN AT MURRAY STATE >

◆ Middle Tennessee battled a tough Murray State team to a 72-67 win on the road behind some strong bench performances as some of MT's usual suspects were locked down in the contest

◆ Senior **F Nick King** announced his presence in a big way against the Racers, pouring in 31 points on 12-of-16 shooting and went 6 of 6 from the charity stripe

◆ Junior **G David Simmons** was huge off the bench for the Raiders, tallying eight points, five boards and three assists and knocked down a pair of free throws with 2.2 seconds left to ice the contest

◆ Fellow reserve **Karl Gamble** had an equally impressive showing with seven points and six boards in 15 minutes of action while senior **G Giddy Potts** had just seven points but notched game highs in rebounds (8) and steals (4)

RAIDERS ROLL ON EDUCATION DAY >

- ◆ Middle Tennessee doubled up Trevecca, 104-52, in the season opener in front of nearly 6,000 students from 20 different Rutherford County Schools
- ◆ Senior F **Nick King** led the charge in his Blue Raider debut with 17 points and six boards in just 22 minutes
- ◆ Senior G **Giddy Potts** added 15 points and five rebounds while junior G **Antwain Johnson** had 16 points and junior F **Karl Gamble** notched 10 points and five boards
- ◆ **King**, junior F **James Hawthorne**, junior G **David Simmons**, redshirt freshman F **Davion Thomas**, redshirt freshman G **Will Slatten**, freshman G **Therren Shelton-Szmidt** and freshman G **Donovan Sims** all made their Blue Raider debuts in the contest

POSTSEASON VETERANS >

- ◆ Middle Tennessee has played in each of the last three Conference USA Tournament title games, winning the least two to advance to the NCAA Tournament
- ◆ The Blue Raiders have appeared in three of the last five NCAA Tournaments and made the postseason in six of the last eight years, notching two NCAA Tournament wins and a trip to the NIT Quarterfinals
- ◆ MT has racked up seven conference titles in the last eight seasons, including two tournament titles, two outright regular season titles and three shared regular season titles

RETURNING TALENT >

- ◆ The Blue Raiders must replace frontcourt starters Reggie Upshaw and JaCorey Williams in 2017-18, but return a combined 164 career starts in the backcourt between senior guards **Giddy Potts** and **Ed Simpson** as well as sophomore point guard **Tyrik Dixon**
- ◆ Junior guard and key reserve **Antwain Johnson** also returns and looks to increase his role after the departure of Xavier Habersham while senior forward **Brandon Walters** and junior forward **Karl Gamble** round out the scholarship returners
- ◆ The Blue Raider returners accounted for only 46.9 percent of MT's points and 47.5 percent of MT's rebounds last season, but combined for a stellar 1.75 assist-to-turnover ratio led by **Simpson** (3.55) and **Dixon** (2.59)
- ◆ No returning player in Conference USA boasted higher averages than **Potts** in both scoring (15.3) and rebounding (5.3) in 2016-17
- ◆ Middle Tennessee also returns a plethora of shooting talent as the returners shot 37.1 percent from three and accounted for 149 of MT's 228 3-pointers last season

PRESEASON PRAISE >

- ◆ The Blue Raiders have racked up several preseason accolades ahead of the 2017-18 season, in which MT was picked to finish first in the league with eight of 14 first place votes
- ◆ 2017 Conference USA Tournament MVP **Giddy Potts** was named to the Preseason All-Conference USA team by the league office as well as College Sports Madness and the USA Today College Basketball Preview
- ◆ **Potts** also made the College Sports Madness APreseason All-High Major Third Team while the Blue Raiders were picked 10th in Always March's Preseason Mid-Major Top 25
- ◆ CBS Sports analyst Jon Rothstein listed **Brandon Walters** as one of 20 breakout players to watch and **Nick King** as one of 20 under-the-radar transfers poised for big seasons
- ◆ Rothstein has also lauded head coach **Kermit Davis** as one of 10 coaches on the rise nationally, stating Davis is "a high-major coach at the mid-major level"
- ◆ The rising CBS Sports analyst named the Blue Raiders as one of 68 things to look forward to in college basketball, remarking that Middle Tennessee could be "the next great mid-major program"
- ◆ CBS Sports also mentioned Middle Tennessee as one of 10 teams with the potential to make a cinderella run in March this season

DAVIS INKS THREE IN EARLY SIGNING PERIOD >

- ◆ Middle Tennessee head coach **Kermit Davis** and his staff hit the Peach State hard in the early signing period, bringing in a trio of prep standouts from Georgia to complete their signing class.
- ◆ Gainesville, Ga., native **KJ Buffen** - a 6-foot-7 forward who is drawing early comparisons to Reggie Upshaw and is rated by ESPN as a four-star prospect - was the first to sign
- ◆ Middle Tennessee also signed 6-foot-3 guard **Tye Fagan** out Thomaston, Ga., after the talented guard took Upson Lee to a GHSA state championship as a junior
- ◆ After bursting onto the scene in Georgia and earning scholarship offers from the likes of Oklahoma and Florida State, 6-foot-10 forward Carlos Curry of Albany, Ga., rounded out the signing class for the Blue Raiders

HEAD COACH >> KERMIT DAVIS

16th Season // Mississippi State, 1982

DAVIS YEAR-BY-YEAR

SOUTHWEST MISSISSIPPI CC >

Season	Overall	Conference	Postseason
1984-85	17-9		
1985-86	22-11		
Total	39-20		

IDAHO >

Season	Overall	Big Sky	Postseason
1988-89	25-6	13-3	NCAA First Round
1989-90	25-6	13-3	NCAA First Round
Total	50-12	26-6	

TEXAS A&M >

Season	Overall	Southwest	Postseason
1990-91	8-21	2-14	
Total	8-21	2-14	

CHIPOLA JC >

Season	Overall	Panhandle Conference	Postseason
1993-94	27-5	13-2	State Semifinals
Total	27-5	13-2	

IDAHO >

Season	Overall	Big West	Postseason
1996-97	13-17	5-11	
Total	13-17	5-11	

MIDDLE TENNESSEE >

Season	Overall	Sun Belt/Conference USA	Postseason
2002-03	16-14	9-5	
2003-04	17-12	8-6	
2004-05	19-12	7-7	
2005-06	16-12	8-6	
2006-07	15-17	8-10	
2007-08	17-15	11-7	
2008-09	18-14	10-8	
2009-10	19-14	13-5	CIT First Round
2010-11	16-16	10-6	
2011-12	27-7	14-2	NIT Quarterfinals
2012-13	28-6	19-1	NCAA First Four
2013-14	24-9	13-3	
2014-15	19-17	9-9	CIT First Round
2015-16	25-10	13-5	NCAA Second Round
2016-17	31-5	17-1	NCAA Second Round
2017-18	5-1	0-0	
MT Total	312-181	117-63 (SBC) / 52-18 (C-USA)	
D-I Total	383-231		
Career Total	449-256		



DAVIS NOTABLES

ACCOMPLISHMENTS >

- ◆ 2003 Sun Belt Coach of the Year
- ◆ 2008 CollegenInsider.com Sun Belt Coach of the Year
- ◆ 2010 CollegenInsider.com Sun Belt Coach of the Year
- ◆ 2012 Sun Belt Coach of the Year
- ◆ 2013 Sun Belt Coach of the Year
- ◆ 2016 Daily News Journal Sportsperson of the Year
- ◆ 2017 Conference USA/NABC District 11/TSWA Coach of the Year

COACHING STOPS >

- ◆ 1983-84 Mississippi State
- ◆ 1985-86 Southwest Mississippi CC
- ◆ 1987-90 Idaho
- ◆ 1991 Texas A&M
- ◆ 1992-94 Chipola JC
- ◆ 1995-96 Utah State
- ◆ 1997 Idaho
- ◆ 1998-02 LSU
- ◆ 2003-present Middle Tennessee


NOTEWORTHY >

- ◆ Youngest JUCO coach in the country at Southwest JC at 24
- ◆ Youngest D-I head coach in the nation at Idaho at 28
- ◆ Tabbed coach of the year five times in 17 yrs. as a D-I head coach
- ◆ Second-fastest MT coach to reach 100 wins (182 games)
- ◆ Only MT coach to reach 200 wins

DAVIS BY THE NUMBERS

- 23** All-Conference Players
- 10** Consecutive Non-Losing Seasons
- 7** Conference Championships
- 4** Coach of the Year Awards
- 4** Player of the Year Awards
- 3** NCAA Tournament Appearances

159 WINS SINCE 2011-12



2017-18 >> OVERALL STATS



Middle Tennessee Men's Basketball Middle Tennessee Combined Team Statistics (as of Dec 03, 2017) All games



RECORD:	OVERALL	HOME	AWAY	NEUTRAL
ALL GAMES	5-1	2-1	3-0	0-0
CONFERENCE	0-0	0-0	0-0	0-0
NON-CONFERENCE	5-1	2-1	3-0	0-0

#	Player	gp-gs	min	avg	Total		3-Point		F-Throw		Rebounds				pf	dq	a	to	blk	stl	pts	avg
					fg-fga	fg%	3fg-fga	3fg%	ft-fita	ft%	off	def	tot	avg								
05	KING, Nick	6-6	179	29.8	53-88	.602	6-13	.462	34-40	.850	12	29	41	6.8	8	0	13	14	0	5	146	24.3
01	WALTERS, Brandon	5-4	119	23.8	22-38	.579	1-3	.333	12-18	.667	14	11	25	5.0	15	1	3	8	7	2	57	11.4
20	POTTS, Giddy	6-6	172	28.7	20-57	.351	11-34	.324	11-14	.786	4	23	27	4.5	19	0	14	11	2	14	62	10.3
02	JOHNSON, Antwain	5-1	96	19.2	12-37	.324	2-16	.125	13-14	.929	1	5	6	1.2	14	0	8	5	2	6	39	7.8
21	SIMMONS, David	6-0	111	18.5	15-25	.600	1-3	.333	15-25	.600	7	11	18	3.0	21	1	12	5	1	4	46	7.7
00	DIXON, Tyrik	6-5	153	25.5	11-29	.379	5-14	.357	9-11	.818	3	22	25	4.2	21	0	21	13	0	5	36	6.0
25	GAMBLE, Karl	6-2	80	13.3	13-19	.684	0-1	.000	6-11	.545	13	10	23	3.8	13	1	1	6	3	3	32	5.3
04	HAWTHORNE, James	6-0	64	10.7	6-18	.333	0-2	.000	6-8	.750	3	7	10	1.7	9	0	3	3	1	3	18	3.0
35	THOMAS, Davion	3-0	16	5.3	4-5	.800	0-0	.000	0-0	.000	1	1	2	0.7	2	0	0	1	0	1	8	2.7
12	SHELTON-SZMIDT, T	6-0	48	8.0	5-17	.294	4-14	.286	0-0	.000	4	6	10	1.7	4	0	1	3	0	1	14	2.3
11	SIMPSON, Edward	6-6	126	21.0	5-16	.313	4-12	.333	0-0	.000	0	9	9	1.5	12	0	10	7	1	4	14	2.3
03	SIMS, Donovan	5-0	32	6.4	2-3	.667	2-3	.667	2-2	1.000	0	7	7	1.4	4	0	3	3	0	1	8	1.6
14	MILLER, Chase	1-0	3	3.0	0-2	.000	0-1	.000	0-0	.000	0	0	0	0.0	0	0	0	0	0	0	0	0.0
10	SLATTEN, Will	1-0	1	1.0	0-1	.000	0-0	.000	0-0	.000	2	0	2	2.0	0	0	0	0	0	0	0	0.0
Team											7	10	17				3					
Total.....		6	1200		168-355	.473	36-116	.310	108-143	.755	71	151	222	37.0	142	3	89	82	17	49	480	80.0
Opponents.....		6	1200		126-301	.419	34-107	.318	115-159	.723	46	140	186	31.0	126	-	65	99	12	32	401	66.8

TEAM STATISTICS	MT	OPP	Date	Opponent	Score	Att.
SCORING	480	401	11/10/17	TREVECCA	w 104-52	8227
Points per game	80.0	66.8	11/13/17	at Murray St.	w 72-67	3854
Scoring margin	+13.2	-	11/16/17	BELMONT	L 63-69	5366
FIELD GOALS-ATT	168-355	126-301	11/18/17	at Tennessee State	w 75-65	1850
Field goal pct	.473	.419	11/21/17	FGCU	w 85-72	5017
3 POINT FG-ATT	36-116	34-107	12/2/17	at FGCU	w 81-76	3931
3-point FG pct	.310	.318				
3-pt FG made per game	6.0	5.7				
FREE THROWS-ATT	108-143	115-159				
Free throw pct	.755	.723				
F-Throws made per game	18.0	19.2				
REBOUNDS	222	186				
Rebounds per game	37.0	31.0				
Rebounding margin	+6.0	-				
ASSISTS	89	65				
Assists per game	14.8	10.8				
TURNOVERS	82	99				
Turnovers per game	13.7	16.5				
Turnover margin	+2.8	-				
Assist/turnover ratio	1.1	0.7				
STEALS	49	32				
Steals per game	8.2	5.3				
BLOCKS	17	12				
Blocks per game	2.8	2.0				
ATTENDANCE	18610	9635				
Home games-Avg/Game	3-6203	3-3212				
Neutral site-Avg/Game	-	0-0				

* - Conference game

Score by Periods	1st	2nd	Totals
Middle Tennessee	241	239	480
Opponents	187	214	401

2017-18 >> RESULTS

Date	Opponent	Score	W/L	Attend.	Points Leader	Rebounds Leader	Assists Leader
11/10	Trevecca	104-52	W	8,227	King (17)	King (6)	Dixon/Johnson/Hawthorne (3)
11/13	at Murray State	72-67	W	3,854	King (31)	Potts (8)	Dixon/Simmons (3)
11/16	Belmont	63-69	L	5,366	King (21)	Walters (8)	Potts (6)
11/18	at Tennessee State	75-65	W	1,850	King (20)	Walters (7)	Dixon (5)
11/21	FGCU	85-72	W	5,017	King (25)	Dixon (10)	Dixon (6)
12/2	at FGCU	81-76	W	3,391	King (32)	King (11)	King (4)
12/6	at Vanderbilt						
12/9	Ole Miss						
12/16	vs. Auburn						
12/22	vs. Princeton						
12/23	vs. TBA						
12/25	vs. TBA						
12/30	at UAB						
1/4	at FIU						
1/6	at Florida Atlantic						
1/11	LA Tech						
1/13	Southern Miss						
1/18	at Marshall						
1/20	at WKU						
1/25	UTSA						
1/27	UTEP						
2/1	at Old Dominion						
2/3	at Charlotte						
2/8	Rice						
2/10	North Texas						
2/15	at Southern Miss						
2/17	at LA Tech						
2/24	UAB						
3/1	WKU						
3/3	Marshall						

2017-18 >> STARTERS

Date	Opponent	Score	W/L	1	2	3	4	5
11/10	Trevecca	104-52	W	Dixon	Simpson	Potts	King	Gamble
11/13	at Murray State	72-67	W	Dixon	Simpson	Potts	King	Walters
11/16	Belmont	63-69	L	Simpson	Johnson	Potts	King	Gamble
11/18	at Tennessee State	75-65	W	Dixon	Simpson	Potts	King	Walters
11/21	FGCU	85-72	W	Dixon	Simpson	Potts	King	Walters
12/2	at FGCU	81-76	W	Dixon	Simpson	Potts	King	Walters
12/6	at Vanderbilt							
12/9	Ole Miss							
12/16	vs. Auburn							
12/22	vs. Princeton							
12/23	vs. TBA							
12/25	vs. TBA							
12/30	at UAB							
1/4	at FIU							
1/6	at Florida Atlantic							
1/11	LA Tech							
1/13	Southern Miss							
1/18	at Marshall							
1/20	at WKU							
1/25	UTSA							
1/27	UTEP							
2/1	at Old Dominion							
2/3	at Charlotte							
2/8	Rice							
2/10	North Texas							
2/15	at Southern Miss							
2/17	at LA Tech							
2/24	UAB							
3/1	WKU							
3/3	Marshall							

2017-18 >> POINTS-REBOUNDS-ASSISTS

Date	Opponent	Dixon	Walters	Johnson	Sims	Hawthorne	King	Slatten	Simpson	Szmidt	Miller	Massenburg	Potts	Simmons	Gamble	Van Hooser	Thomas
11/10	Trevecca	8-0-3	DNP	16-1-3	3-3-1	7-3-3	17-6-0	0-2-0	6-1-2	6-5-1	0-0-0	DNP	15-5-2	8-4-1	10-5-1	DNP	8-2-0
11/13	at Murray State	0-0-3	9-4-0	6-2-1	DNP	2-2-0	31-5-1	DNP	2-1-0	0-1-0	DNP	DNP	7-8-1	8-5-3	7-6-0	DNP	0-0-0
11/16	Belmont	3-5-1	14-8-1	2-1-0	0-0-2	2-1-0	21-7-3	DNP	0-1-0	0-0-0	DNP	DNP	12-2-6	7-1-1	2-3-0	DNP	DNP
11/18	at Tennessee State	9-3-5	14-7-1	11-2-3	3-3-0	3-10	20-5-2	DNP	3-2-3	3-0-0	DNP	DNP	6-6-1	3-2-3	0-2-0	DNP	0-0-0
11/21	FGCU	12-10-6	8-2-0	4-0-1	2-0-0	2-3-0	25-7-3	DNP	3-3-3	0-1-0	DNP	DNP	12-3-1	9-13	8-6-0	DNP	DNP
12/2	at FGCU	4-7-3	12-4-1	DNP	0-1-0	2-0-0	32-11-4	DNP	0-1-2	5-3-0	DNP	DNP	10-4-3	11-5-1	5-1-0	DNP	DNP
12/6	at Vanderbilt																
12/9	Ole Miss																
12/16	vs. Auburn																
12/22	vs. Princeton																
12/23	vs. TBA																
12/25	vs. TBA																
12/30	at UAB																
1/4	at FIU																
1/6	at Florida Atlantic																
1/11	LA Tech																
1/13	Southern Miss																
1/18	at Marshall																
1/20	at WKU																
1/25	UTSA																
1/27	UTEP																
2/1	at Old Dominion																
2/3	at Charlotte																
2/8	Rice																
2/10	North Texas																
2/15	at Southern Miss																
2/17	at LA Tech																
2/24	UAB																
3/1	WKU																
3/3	Marshall																

2017-18 >> GAME-BY-GAME COMPARISON

	FG-A	Pct.	3FG-A	Pct.	FT-A	Pct.	O/D/T	PF	A	TO	B	S	1	2	TP
Middle Tennessee	36-68	.529	11-28	.393	21-30	.700	17-23-40	24	17	8	3	10	51	53	104
vs. Trevecca	14-41	.341	4-14	.286	20-32	.625	6-21-27	24	7	22	1	5	28	24	52
Middle Tennessee	25-57	.439	1-12	.083	21-22	.955	11-27-38	24	9	19	2	10	42	30	72
at Murray State	22-54	.407	3-16	.188	20-24	.833	8-21-29	22	10	17	3	6	44	23	67
Middle Tennessee	25-62	.403	5-17	.294	8-11	.727	12-20-32	19	14	12	5	9	27	36	63
vs. Belmont	24-53	.454	10-22	.455	11-13	.846	8-28-36	13	16	17	3	3	29	40	69
Middle Tennessee	25-50	.500	9-25	.360	16-23	.696	6-27-33	23	18	13	3	4	40	35	75
at Tennessee State	20-52	.385	7-21	.333	18-25	.720	11-23-34	19	8	12	2	5	26	39	65
Middle Tennessee	28-58	.483	6-19	.316	23-32	.719	10-27-37	28	17	12	2	10	47	38	85
vs. FGCU	21-49	.429	3-17	.176	27-38	.711	6-26-32	26	10	16	2	5	29	43	72
Middle Tennessee	29-60	.483	4-15	.267	19-25	.760	15-27-42	23	14	18	2	6	34	47	81
at FGCU	25-52	.481	7-17	.412	19-27	.704	7-21-28	22	14	15	1	8	31	45	76
Middle Tennessee															
at Vanderbilt															
Middle Tennessee															
vs. Ole Miss															
Middle Tennessee															
vs. Auburn															
Middle Tennessee															
vs. Princeton															
Middle Tennessee															
vs. TBA															
Middle Tennessee															
vs. TBA															
Middle Tennessee															
at UAB															
Middle Tennessee															
at FIU															
Middle Tennessee															
at Florida Atlantic															
Middle Tennessee															
vs. LA Tech															
Middle Tennessee															
vs. Southern Miss															
Middle Tennessee															
at Marshall															
Middle Tennessee															
at WKU															
Middle Tennessee															
vs. UTSA															
Middle Tennessee															
vs. UTEP															
Middle Tennessee															
at Old Dominion															
Middle Tennessee															
at Charlotte															
Middle Tennessee															
vs. Rice															
Middle Tennessee															
vs. North Texas															
Middle Tennessee															
at Southern Miss															
Middle Tennessee															
at LA Tech															
Middle Tennessee															
vs. UAB															
Middle Tennessee															
vs. WKU															
Middle Tennessee															
vs. Marshall															

2017-18 >> SPECIALTY STATS

	Paint	Off TO	2nd Chance	Fast Break	Bench	Time Led	Largest Lead	Score Tied	Lead Changes
Middle Tennessee	44	37	18	10	48	39:32	52		
vs. Trevecca	18	9	7	2	52	00:00	-	0	0
Middle Tennessee	28	11	4	4	23	16:00	6		
at Murray State	32	22	15	6	20	18:14	6	11	7
Middle Tennessee	30	20	9	4	26	06:13	4		
vs. Belmont	26	14	8	2	9	31:59	14	5	8
Middle Tennessee	18	15	8	11	23	37:46	20		
at Tennessee State	24	15	14	2	12	00:37	3	0	1
Middle Tennessee	32	11	12	2	25	36:08	22		
vs. FGCU	34	13	6	2	18	00:18	2	1	1
Middle Tennessee	46	22	22	2	23	27:57	16		
at FGCU	30	24	5	8	14	11:33	12	1	3
Middle Tennessee									
at Vanderbilt									
Middle Tennessee									
vs. Ole Miss									
Middle Tennessee									
vs. Auburn									
Middle Tennessee									
vs. Princeton									
Middle Tennessee									
vs. TBA									
Middle Tennessee									
vs. TBA									
Middle Tennessee									
at UAB									
Middle Tennessee									
at FIU									
Middle Tennessee									
at Florida Atlantic									
Middle Tennessee									
vs. LA Tech									
Middle Tennessee									
vs. Southern Miss									
Middle Tennessee									
at Marshall									
Middle Tennessee									
at WKU									
Middle Tennessee									
vs. UTSA									
Middle Tennessee									
vs. UTEP									
Middle Tennessee									
at Old Dominion									
Middle Tennessee									
at Charlotte									
Middle Tennessee									
vs. Rice									
Middle Tennessee									
vs. North Texas									
Middle Tennessee									
at Southern Miss									
Middle Tennessee									
at LA Tech									
Middle Tennessee									
vs. UAB									
Middle Tennessee									
vs. WKU									
Middle Tennessee									
vs. Marshall									
Middle Tennessee Total	198	116	73	33	168	163:36			
Opponent Total	164	99	55	22	125	62:41			
Middle Tennessee Average	33.0	19.3	12.2	5.5	28.0	27:16			
Opponent Average	27.3	16.5	9.2	3.7	20.8	10:27			

2017-18 >> TEAM HIGHS AND LOWS

MIDDLE TENNESSEE >

	Highs	Lows
Points	104, vs. Trevecca (11/10/17)	63, vs. Belmont (11/16/17)
Field Goals Made	36, vs. Trevecca (11/10/17)	25, at Murray State (11/13/17)
		25, vs. Belmont (11/16/17)
		25, at Tennessee State (11/18/17)
Field Goal Attempts	68, vs. Trevecca (11/10/17)	50, at Tennessee State (11/18/17)
Field Goal Percentage	.529, vs. Trevecca (11/10/17)	.403, vs. Belmont (11/16/17)
3-Point Field Goals Made	11, vs. Trevecca (11/10/17)	1, at Murray State (11/13/17)
3-Point Field Goal Attempts	28, vs. Trevecca (11/10/17)	12, at Murray State (11/13/17)
3-Point Field Goal Percentage (min. 8)	.393, vs. Trevecca (11/10/17)	.083, at Murray State (11/13/17)
Free Throws Made	23, vs. FGCU (11/21/17)	8, vs. Belmont (11/16/17)
Free Throws Attempted	32, vs. FGCU (11/21/17)	11, vs. Belmont (11/16/17)
Free Throw Percentage (min. 10)	.955, at Murray State (11/13/17)	.696, at Tennessee State (11/18/17)
Rebounds	42, at FGCU (12/2/17)	32, vs. Belmont (11/16/17)
Assists	18, vs. Tennessee State (11/18/17)	9, at Murray State (11/13/17)
Turnovers	18, at FGCU (12/2/17)	8, vs. Trevecca (11/10/17)
Blocks	5, vs. Belmont (11/16/17)	2, at Murray State (11/13/17)
		2, vs. FGCU (11/21/17)
		2, at FGCU (12/2/17)
Steals	10, vs. Trevecca (11/10/17)	4, at Tennessee State (11/18/17)
	10, at Murray State (11/13/17)	
	10, vs. FGCU (11/21/17)	

OPPONENTS >

	Highs	Lows
Points	76, by FGCU (12/2/17)	52, by Trevecca (11/10/17)
Field Goals Made	25, by FGCU (12/2/17)	14, by Trevecca (11/10/17)
Field Goal Attempts	54, by Murray State (11/13/17)	41, by Trevecca (11/10/17)
Field Goal Percentage	.481, by FGCU (12/2/17)	.341, by Trevecca (11/10/17)
3-Point Field Goals Made	10, by Belmont (11/16/17)	3, by Murray State (11/13/17)
		3, by FGCU (11/21/17)
3-Point Field Goal Attempts	22, by Belmont (11/16/17)	14, by Trevecca (11/10/17)
3-Point Field Goal Percentage (min. 8)	.455, by Belmont (11/16/17)	.176, by FGCU (11/21/17)
Free Throws Made	27, by FGCU (11/21/17)	11, by Belmont (11/16/17)
Free Throws Attempted	38, by FGCU (11/21/17)	13, by Belmont (11/16/17)
Free Throw Percentage (min. 10)	.846, by Belmont (11/16/17)	.625, by Trevecca (11/10/17)
Rebounds	36, by Belmont (11/16/17)	27, by Trevecca (11/10/17)
Assists	16, by Belmont (11/16/17)	7, by Trevecca (11/10/17)
Turnovers	22, by Trevecca (11/10/17)	12, by Tennessee State (11/18/17)
Blocks	3, by Murray State (11/13/17)	1, by Trevecca (11/10/17)
	3, by Belmont (11/16/17)	1, by FGCU (12/2/17)
Steals	9, by Belmont (11/16/17)	5, by Trevecca (11/10/17)
		5, by Tennessee State (11/18/17)
		5, by FGCU (11/21/17)

2017-18 >> INDIVIDUAL HIGHS

MIDDLE TENNESSEE >

Points	32, Nick King at FGCU (12/2/17)
Field Goals Made	12, Nick King at Murray State (11/13/17)
Field Goal Attempts	21, Nick King at FGCU (12/2/17)
Field Goal Percentage (min. 6)	.750, Nick King at Murray State (11/13/17) .750, Antwain Johnson vs. Trevecca (11/10/17)
3-Point Field Goals Made	3, Giddy Potts vs. Trevecca (11/10/17)
	3, Nick King at Tennessee State (11/18/17)
3-Point Field Goal Attempts	8, Therren Shelton-Szmidt vs. Trevecca (11/10/17)
3-Point Field Goal Percentage (min. 4)	.600, Nick King at Tennessee State (11/18/17)
Free Throws Made	10, Nick King vs. FGCU (11/21/17)
	10, Nick King at FGCU (12/2/17)
Free Throws Attempted	14, Nick King at FGCU (12/2/17)
Free Throw Percentage (min. 6)	1.000, Nick King at Murray State (11/13/17) 1.000, Nick King vs. FGCU (11/21/17)
Rebounds	11, Nick King at FGCU (12/2/17)
Assists	6, Giddy Potts vs. Belmont (11/16/17) 6, Tyrik Dixon vs. FGCU (11/21/17)
Turnovers	5, Nick King at Tennessee State (11/18/17)
Blocks	4, Brandon Walters vs. Belmont (11/16/17)
Steals	4, Giddy Potts at Murray State (11/13/17) 4, Giddy Potts vs. FGCU (11/21/17) 4, Giddy Potts at FGCU (12/2/17)

OPPONENTS >

Points	26, Brandon Goodwin, FGCU (12/2/17)
Field Goals Made	8, Amanze Egekeze, Belmont (11/16/17) 8, Brandon Goodwin, FGCU (12/2/17)
Field Goal Attempts	17, Brandon Goodwin, FGCU (12/2/17)
Field Goal Percentage (min. 6)	.714, Armani Chaney, Tennessee State (11/18/17)
3-Point Field Goals Made	6, Amanze Egekeze, Belmont (11/16/17)
3-Point Field Goal Attempts	9, Amanze Egekeze, Belmont (11/16/17)
3-Point Field Goal Percentage (min. 4)	.667, Dinero Mercurius, FGCU (12/2/17)
Free Throws Made	12, Brandon Goodwin, FGCU (11/21/17)
Free Throws Attempted	17, Brandon Goodwin, FGCU (11/21/17)
Free Throw Percentage (min. 6)	1.000, Ja Morant, Murray State (11/13/17) 1.000, Delano Spencer, Tennessee State (11/18/17)
Rebounds	10, Dylan Windler, Belmont (11/16/17)
Assists	11, Austin Luke, Belmont (11/16/17)
Turnovers	6, Jonathan Stark, Murray State (11/13/17)
Blocks	1, Pierce Weatherspoon, Trevecca (11/10/17) 1, Jalen Dupree, Murray State (11/13/17) 1, Ja Morant, Murray State (11/13/17) 1, Shaq Buchanan, Murray State (11/13/17) 1, Mack Mercer, Belmont (11/16/17) 1, Amanze Egekeze, Belmont (11/16/17) 1, Tyler Hadden, Belmont (11/16/17) 1, Christian Mekowulu, Tennessee State (11/18/17) 1, Jalen Duke, Tennessee State (11/18/17) 1, Ricky Doyle, FGCU (11/21/17) 1, Ricky Doyle, FGCU (11/21/17) 1, RaySean Scott Jr., FGCU (12/2/17)
Steals	2, Deion Johnson, Trevecca (11/10/17) 2, Nick Hopkins, Belmont (11/16/17) 2, Christian Mekowulu, Tennessee State (11/18/17) 2, Zach Johnson, FGCU (11/21/17) 2, Brandon Goodwin, FGCU (12/2/17) 2, Zach Johnson, FGCU (12/2/17) 2, Christian Terrell, FGCU (12/2/17) 2, Christian Carlyle, FGCU (12/2/17)

MIDDLE TENNESSEE TOP PERFORMERS >

Points	32..... Nick King at FGCU (12/2/17)
	31..... Nick King at Murray State (11/13/17)
	25..... Nick King vs. FGCU (11/21/17)
	21..... Nick King vs. Belmont (11/16/17)
	20..... Nick King at Tennessee State (11/18/17)
	17..... Nick King vs. Trevecca (11/10/17)
	16..... Antwain Johnson vs. Trevecca (11/10/17)
	15..... Giddy Potts vs. Trevecca (11/10/17)
	14..... Brandon Walters at Tennessee State (11/18/17)
	14..... Brandon Walters vs. Belmont (11/16/17)

Rebounds

	11..... Nick King at FGCU (12/2/17)
	10..... Tyrik Dixon vs. FGCU (11/21/17)
	8..... Brandon Walters vs. Belmont (11/16/17)
	8..... Giddy Potts at Murray State (11/13/17)
	7..... Tyrik Dixon at FGCU (12/2/17)
	7..... Nick King vs. FGCU (11/21/17)
	7..... Brandon Walters at Tennessee State (11/18/17)
	7..... Nick King vs. Belmont (11/16/17)
	6..... Karl Gamble vs. FGCU (11/21/17)
	6..... Giddy Potts at Tennessee State (11/18/17)
	6..... Nick King at Murray State (11/13/17)
	6..... Nick King vs. Trevecca (11/10/17)

Assists

	6..... Tyrik Dixon vs. FGCU (11/21/17)
	6..... Giddy Potts vs. Belmont (11/16/17)
	5..... Tyrik Dixon at Tennessee State (11/18/17)
	4..... Nick King at FGCU (12/2/17)
	3..... 13 Times

Blocks

	4..... Brandon Walters vs. Belmont (11/16/17)
	2..... Karl Gamble vs. Trevecca (11/10/17)
	1..... 11 Times

Steals

	4..... Giddy Potts at FGCU (12/2/17)
	4..... Giddy Potts vs. FGCU (11/21/17)
	4..... Giddy Potts at Murray State (11/13/17)
	3..... Antwain Johnson vs. Trevecca (11/10/17)
	2..... Eight Times

3-Point Field Goals Made

	3..... Nick King at Tennessee State (11/18/17)
	3..... Giddy Potts vs. Trevecca (11/10/17)
	2..... Eight Times

TEAM LAST TIME...

100 POINTS BY A TEAM >

MT..... 104 vs. Trevecca (11/10/17)
Opponent..... 100 at UAB (2/28/15)

WIN BY 30 OR MORE >

MT..... 104-52 vs. Trevecca (11/10/17)
Opponent..... 56-86 at No. 13 Tennessee (11/30/10)

WIN BY 40 OR MORE >

MT..... 104-52 vs. Trevecca (11/10/17)
Opponent..... 40-109 at No. 7 Tennessee (11/20/07)

OVERTIME GAME >

MT win..... 73-70 vs. Toledo (11/26/16)
Opponent win..... 95-100 at UAB (2/28/15)

4 PLAYERS WITH 10 OR MORE POINTS >

MT..... vs. FGCU (12/2/17)
Opponent..... vs. Minnesota (3/16/17)

5 PLAYERS WITH 10 OR MORE POINTS >

MT..... vs. UTSA (3/9/17)
Opponent..... vs. Marshall (3/11/17)

6 PLAYERS WITH 10 OR MORE POINTS >

MT..... at Marshall (2/18/17)
Opponent..... vs. UAB (2/28/15)

2 PLAYERS WITH 20 OR MORE POINTS >

MT..... vs. Toledo (11/26/16)
Opponent..... at Marshall (2/18/17)

3 PLAYERS WITH 20 OR MORE POINTS >

MT..... vs. IPFW (1/31/02)
Opponent..... vs. UT-Martin (2/26/96)

2 PLAYERS WITH 10 OR MORE REBOUNDS >

MT..... at WKU (2/16/17)
Opponent..... vs. Toledo (11/26/16)

2 PLAYERS WITH DOUBLE-DOUBLES >

MT..... at WKU (2/16/17)
Opponent..... vs. LA Tech (2/11/16)

40 OR MORE FIELD GOALS >

MT..... 42 vs. Fisk (12/9/13)
Opponent..... 43 vs. Kansas (12/13/97)

70 OR MORE FIELD GOAL ATTEMPTS >

MT..... 72 vs. Marshall (1/12/17)
Opponent..... 74 vs. Marshall (3/11/16)

80 OR MORE FIELD GOAL ATTEMPTS >

MT..... 84 vs. Montreat College (11/27/96)
Opponent..... 92 vs. New Mexico St. (1/10/02)

50% FROM THE FIELD >

MT..... .500 at Tennessee State (11/18/17)
Opponent..... .604 vs. WKU (1/14/17)

60% FROM THE FIELD >

MT..... .621 vs. WKU (1/14/17)
Opponent..... .604 vs. WKU (1/14/17)

LESS THAN 30% FROM THE FIELD >

MT..... .297 vs. Syracuse (3/20/16)
Opponent..... .271 vs. South Alabama (11/30/13)

10 OR MORE 3-POINTERS >

MT..... 11 vs. Trevecca (11/10/17)
Opponent..... 10 vs. Belmont (11/16/17)

15 OR MORE 3-POINTERS >

MT..... 16 vs. Southern Miss (2/13/16)
Opponent..... 15 vs. Belmont (12/12/07)

30 OR MORE 3-POINT ATTEMPTS >

MT..... 31 vs. Southern Miss (1/26/17)
Opponent..... 32 vs. Marshall (3/11/17)

50% FROM THREE >

MT..... .538 vs. Minnesota (3/16/17)
Opponent..... .533 vs. Butler (3/18/17)

60% FROM THREE >

MT..... .600 vs. FAU (2/2/13)
Opponent..... .750 vs. UTEP (1/31/15)

70% FROM THREE >

MT..... .909 vs. UCLA (11/15/11)
Opponent..... .750 vs. UTEP (1/31/15)

LESS THAN 20% FROM THREE >

MT..... .083 at Murray State (11/13/17)
Opponent..... .176 vs. FGCU (11/21/17)

20 OR MORE FREE THROWS >

MT..... 23 vs. FGCU (11/21/17)
Opponent..... 27 vs. FGCU (11/21/17)

30 OR MORE FREE THROWS >

MT..... 31 vs. Marshall (3/11/16)
Opponent..... 31 vs. UALR (11/18/13)

5 OR LESS FREE THROWS >

MT..... 5 at UTEP (2/4/17)
Opponent..... 2 vs. Milligan (11/11/16)

30 OR MORE FREE THROW ATTEMPTS >

MT..... 32 vs. FGCU (11/21/17)
Opponent..... 37 vs. FGCU (11/21/17)

40 OR MORE FREE THROW ATTEMPTS >

MT..... 41 vs. Marshall (3/11/16)
Opponent..... 42 vs. UALR (11/18/13)

90% FROM THE FREE THROW LINE >

MT..... .955 at Murray State (11/13/17)
Opponent..... .900 vs. Southern Miss (1/26/17)

100% FROM THE FREE THROW LINE >

MT..... 18-18 vs. FAU (3/7/15)
Opponent..... 14-14 vs. WKU (2/9/12)

45 OR MORE REBOUNDS >

MT..... 58 vs. Marshall (1/12/17)
Opponent..... 46 vs. WKU (1/30/16)

50 OR MORE REBOUNDS >

MT..... 58 vs. Marshall (1/12/17)
Opponent..... 51 vs. WKU (1/7/06)

20 OR MORE ASSISTS >

MT..... 20 vs. UTSA (3/9/17)
Opponent..... 20 vs. Michigan State (3/18/16)

10 OR MORE BLOCKS >

MT..... 12 vs. WKU (2/26/04)
Opponent..... 11 vs. Syracuse (3/20/16)

10 OR MORE STEALS >

MT..... 10 vs. FGCU (11/21/17)
Opponent..... 13 vs. Marshall (1/12/17)

15 OR MORE TURNOVERS >

MT..... 18 at FGCU (12/2/17)
Opponent..... 15 at FGCU (12/2/17)

5 OR LESS TURNOVERS >

MT..... 4 at WKU (2/16/17)
Opponent..... 5 at VCU (12/17/16)

INDIVIDUAL LAST TIME...

30 OR MORE POINTS >

MT.....32, Nick King at FGCU (12/2/17)
Opponent..... 31, Egor Koulechov, Rice (1/5/17)

40 OR MORE POINTS >

MT.....41, Milton Dean vs. Southeast Missouri (1/14/94)
Opponent..... 40, Bubba Wells, Austin Peay (1/23/97)

10 OR MORE FIELD GOALS >

MT.....11, Nick King at FGCU (12/2/17)
Opponent.....11, Eric Nottage, FIU (3/2/17)

15 OR MORE FIELD GOALS >

MT.....15, Greg Joyner vs. Murray State (1/23/78)
Opponent..... 16, Bubba Wells, Austin Peay (1/23/97)

20 OR MORE FIELD GOAL ATTEMPTS >

MT.....21, Nick King at FGCU (12/2/17)
Opponent... 20, Denzel Ingram, UNC Wilmington (11/25/16)

25 OR MORE FIELD GOAL ATTEMPTS >

MT.....28, Milton Dean vs. Minnesota (12/3/93)
Opponent...28, Brandon Mason, New Mex. St. (1/10/02)

80% FROM THE FIELD (MIN. 6 ATTEMPTS) >

MT..... .833, Brandon Walters vs. Minnesota (3/16/17)
Opponent..... .875, William Lee, UAB (2/26/17)

90% FROM THE FIELD (MIN. 6 ATTEMPTS) >

MT..... .909, Kerry Hammonds vs. Louisiana (1/19/13)
Opponent..... .900, Matt Costello, Michigan State (3/18/16)

100% FROM THE FIELD (MIN. 6 ATTEMPTS) >

MT..... 6-6, Shawn Jones vs. Austin Peay (11/26/11)
Opponent..... 7-7, Joey Dorsey, Memphis (1/4/06)

5 OR MORE 3-POINTERS >

MT.....5, Tyrik Dixon vs. WKU (1/14/17)
Opponent.....6, Amanze Egekeze, Belmont (11/16/17)

6 OR MORE 3-POINTERS >

MT.....6, Giddy Potts vs. Rice (1/23/16)
Opponent..... 6, Amanze Egekeze, Belmont (11/16/17)

7 OR MORE 3-POINTERS >

MT.....7, Giddy Potts vs. Charlotte (1/14/16)
Opponent..... 8, Kareem Canty, Auburn (12/12/15)

8 OR MORE 3-POINTERS >

MT.....8, Giddy Potts vs. Marshall (2/19/15)
Opponent..... 8, Kareem Canty, Auburn (12/12/15)

10 OR MORE 3-POINT ATTEMPTS >

MT.....11, Giddy Potts vs. Georgia State (12/21/16)
Opponent...10, Jeremy Hollowell, Georgia State (12/21/16)

80% FROM THREE (MIN. 4 ATTEMPTS) >

MT.....1.000, Xavier Habersham at WKU (2/16/17)
Opponent..... .800, Pancake Thomas, WKU (2/16/17)

100% FROM THREE (MIN. 4 ATTEMPTS) >

MT.....1.000, Xavier Habersham at WKU (2/16/17)
Opponent... 1.000, Michael Ramey, Southern Miss (1/26/17)

10 OR MORE FREE THROWS >

MT.....10, Nick King at FGCU (12/2/17)
Opponent..... 12, Brandon Goodwin, FGCU (11/21/17)

15 OR MORE FREE THROWS >

MT.....16, Mike Dean vs. Arkansas State (2/17/05)
Opponent..... 20, Alex Hamilton, La Tech (1/7/15)

15 OR MORE FREE THROW ATTEMPTS >

MT..... 16, Kerry Hammonds vs. Southern (11/10/13)
Opponent..... 17, Brandon Goodwin, FGCU (11/21/17)

20 OR MORE FREE THROW ATTEMPTS >

MT.....23, Aylton Tesch vs. Eastern Illinois (2/5/98)
Opponent..... 23, Alex Hamilton, La Tech (1/17/15)

100% FROM THE FREE THROW LINE (MIN. 6 ATTEMPTS) >

MT..... 10-10, Nick King vs. FGCU (11/21/17)
Opponent...7-7, Armani Chaney, Tennessee State (11/18/17)

15 OR MORE REBOUNDS >

MT.....18, Shawn Jones at UAB (3/6/14)
Opponent..... 16, Evan Bradds, Belmont (12/14/16)

20 OR MORE REBOUNDS >

MT.....20, Shawn Jones vs. Maine (12/29/13)
Opponent.....20, Lorenzo Coleman, Tenn. Tech (2/8/97)

5 OR MORE OFFENSIVE REBOUNDS >

MT.....6, Brandon Walters vs. Belmont (11/16/17)
Opponent.....7, Ryan Taylor, Marshall (2/18/17)

10 OR MORE DEFENSIVE REBOUNDS >

MT.....10, JaCorey Williams at WKU (2/16/17)
Opponent.....11, Justin Johnson, WKU (2/16/17)

10 OR MORE ASSISTS >

MT.....10, Tweety Knight at Ole Miss (12/14/13)
Opponent.....11, Austin Luke, Belmont (11/16/17)

5 OR MORE BLOCKS >

MT.....6, Shawn Jones vs. Tulane (2/13/14)
Opponent.....6, Tyler Lydon, Syracuse (3/20/16)

5 OR MORE STEALS >

MT.....5, Giddy Potts vs. UTEP (3/10/17)
Opponent.....5, Jon Davis, Charlotte (3/10/16)

TWO CONSECUTIVE 20-POINT GAMES >

MT.....Nick King vs.
.....FGCU (11/21/17) and at FGCU (12/2/17)

THREE CONSECUTIVE 20-POINT GAMES >

MT.....Nick King vs.
Tennessee State (11/18/17), FGCU (11/21/17) and FGCU
(12/2/17)

FOUR CONSECUTIVE 20-POINT GAMES >

MT.....Nick King vs.
.Belmont (11/16/17), Tennessee State (11/18/17), FGCU
(11/21/17) and FGCU (12/2/17)

FIVE CONSECUTIVE 20-POINT GAMES >

MT.....Nick King vs.
.....Murray State (11/13/17), Belmont (11/16/17),
Tennessee State (11/18/17), FGCU (11/21/17) and FGCU
(12/2/17)

TWO CONSECUTIVE 10-REBOUND GAMES >

MT.....JaCorey Williams vs.
.....Charlotte (2/11/17) and WKU (2/16/17)

THREE CONSECUTIVE 10-REBOUND GAMES >

MT.....JaCorey Williams vs.
.....LA Tech (1/28/17), UTSA (2/2/17) and UTEP (2/4/17)

TWO CONSECUTIVE DOUBLE-DOUBLES >

MT.....JaCorey Williams vs.
.....Charlotte (2/11/17) and WKU (2/16/17)

THREE CONSECUTIVE DOUBLE-DOUBLES >

MT.....JaCorey Williams vs.
.....LA Tech (1/28/17), UTSA (2/2/17) and UTEP (2/4/17)



O >> TYRIK DIXON

G // So. // 6-1 // 184

Bentonville, Ark. // Southwest Christian Academy

DIXON NOTEBOOK

- ◆ Recorded the first double-double of the season for the Blue Raiders and his first career double-double against FGCU at home with 12 points, 10 boards and six assists
- ◆ Tallied nine points, five assists, three rebounds and two steals in the win at Tennessee State
- ◆ Pulled down a season-high five boards against Belmont
- ◆ Totaled eight points, three assists and two steals in the season opener against Trevecca
- ◆ Started 34 of 36 games at point guard as a true freshman and was the first Blue Raider since 2014 with 100+ assists
- ◆ Played alongside Minnesota's Eric Curry at Southwest Christian Academy
- ◆ Also played with former Kentucky G Malik Monk and current Vanderbilt G Payton Willis as well as Curry for the Wings Elite AAU team

SEASON HIGHS

Points..... 12 vs. FGCU (11/21/17)
 Field Goals..... 5 vs. FGCU (11/21/17)
 3-PT Field Goals 2 vs. FGCU (11/21/17)
 Free Throws... 5 at Tennessee State (11/18/17)
 Rebounds..... 10 vs. FGCU (11/21/17)
 Assists..... 6 vs. FGCU (11/21/17)
 Blocks.....
 Steals 2 (twice)
 Minutes..... 32 at Tennessee State (11/18/17)

CAREER HIGHS

Points..... 21 vs. Southern Miss (1/26/17)
 Field Goals..... 9 vs. Southern Miss (1/26/17)
 3-PT Field Goals 5 vs. WKU (1/14/17)
 Free Throws... 5 at Tennessee State (11/18/17)
 Rebounds..... 10 vs. FGCU (11/21/17)
 Assists 8 vs. WKU (1/14/17)
 Blocks..... 1 (four times)
 Steals 4 vs. WKU (1/14/17)
 Minutes..... 37 at UTSA (2/2/17)

SUPERLATIVES

	Season	Career
10+ Point Games	1	8
20+ Point Games	0	1
10+ Rebound Games	1	1
Double-Doubles	1	1

DIXON GAME-BY-GAME

Date	Opponent	Min	FG	3FG	FT	O-D-T	PF	A	TO	B	S	TP
11/10	Trevecca	*16	2-4	1-3	3-4	0-0-0	4	3	3	0	2	8
11/13	at Murray State	*25	0-3	0-2	0-0	0-0-0	4	3	3	0	0	0
11/16	Belmont	23	1-6	1-3	0-0	1-4-5	1	1	2	0	0	3
11/18	at Tennessee State	*32	2-4	0-2	5-6	0-3-3	4	5	3	0	2	9
11/21	FGCU	*30	5-9	2-3	0-0	2-8-10	4	6	1	0	1	12
12/2	at FGCU	*28	1-3	1-1	1-1	0-7-7	4	3	1	0	0	4
12/6	at Vanderbilt											
12/9	Ole Miss											
12/16	vs. Auburn											
12/22	vs. Princeton											
12/23	vs. TBA											
12/25	vs. TBA											
12/30	at UAB											
1/4	at FIU											
1/6	at Florida Atlantic											
1/11	LA Tech											
1/13	Southern Miss											
1/18	at Marshall											
1/20	at WKU											
1/25	UTSA											
1/27	UTEP											
2/1	at Old Dominion											
2/3	at Charlotte											
2/8	Rice											
2/10	North Texas											
2/15	at Southern Miss											
2/17	at LA Tech											
2/24	UAB											
3/1	WKU											
3/3	Marshall											

DIXON OVERALL CAREER STATS

Year	GP-GS	Min	Avg	FG-A	Pct	3FG-A	Pct	FT-A	Pct	Off-Def-Tot	Avg	PF-FO	A	TO	Blk	Stl	Pts	Avg
2016-17	36-34	905	25.1	73-177	.412	25-63	.397	32-49	.653	11-94-105	2.9	71-1	119	46	4	45	203	5.6
2017-18	6-5	153	25.5	11-29	.379	5-14	.357	9-11	.818	3-22-25	4.2	21-0	21	13	0	5	36	6.0
Total	42-39	1058	25.2	84-206	.408	30-77	.390	41-60	.683	14-116-130	3.1	92-1	140	59	4	50	239	5.7

DIXON C-USA CAREER STATS

Year	GP-GS	Min	Avg	FG-A	Pct	3FG-A	Pct	FT-A	Pct	Off-Def-Tot	Avg	PF-FO	A	TO	Blk	Stl	Pts	Avg
2016-17	18-17	528	29.3	54-103	.524	19-37	.514	19-27	.704	5-59-64	3.6	37-0	71	22	3	25	146	8.1
2017-18	0-0	0	0.0	0-0	.000	0-0	.000	0-0	.000	0-0-0	0.0	0-0	0	0	0	0	0	0.0
Total	18-17	528	29.3	54-103	.524	19-37	.514	19-27	.704	5-59-64	3.6	37-0	71	22	3	25	146	8.1

1 >> BRANDON WALTERS

F // R-Sr. // 6-10 // 250

Chattanooga, Tenn. // Walters State CC // Howard HS



WALTERS NOTEBOOK

- ◆ Tallied 12 points, four rebounds and a block at FGCU
- ◆ Matched his career high of 14 points at Tennessee State while adding seven boards
- ◆ Notched career highs in points (14), field goals (6), rebounds (8) and blocks (4) against Belmont while also connecting on his first career 3-pointer
- ◆ Logged nine points and four rebounds in just 14 minutes in his season debut at Murray State
- ◆ Missed the season opener against Trevecca due to a suspension before returning against Murray State
- ◆ Joined the Blue Raiders after two years at Walters State CC where he averaged 13.4 points and 8.1 boards in just 18.8 minutes as a sophomore
- ◆ Led Howard HS to a state semifinal appearance in basketball and was a Class AA Mr. Football Lineman of the Year finalist

SEASON HIGHS

Points..... 14 (twice)
 Field Goals..... 6 vs. Belmont (11/16/17)
 3-PT Field Goals 1 vs. Belmont (11/16/17)
 Free Throws..... 4 (twice)
 Rebounds..... 8 vs. Belmont (11/16/17)
 Assists..... 1 (three times)
 Blocks..... 4 vs. Belmont (11/16/17)
 Steals 2 vs. Belmont (11/16/17)
 Minutes..... 31 at Tennessee State (11/18/17)

CAREER HIGHS

Points..... 14 (twice)
 Field Goals..... 6 vs. Belmont (11/16/17)
 3-PT Field Goals 1 vs. Belmont (11/16/17)
 Free Throws..... 5 vs. Butler (3/18/17)
 Rebounds..... 8 (twice)
 Assists..... 1 (seven times)
 Blocks..... 4 vs. Belmont (11/16/17)
 Steals 3 vs. Old Dominion (2/9/17)
 Minutes..... 31 at Tennessee State (11/18/17)

SUPERLATIVES

	Season	Career
10+ Point Games	3	9
20+ Point Games	0	0
10+ Rebound Games	0	0
Double-Doubles	0	0

WALTERS GAME-BY-GAME

Date	Opponent	Min	FG	3FG	FT	O-D-T	PF	A	TO	B	S	TP
11/10	Trevecca					- DNP -						
11/13	at Murray State	*14	3-5	0-0	3-3	2-2-4	2	0	3	0	0	9
11/16	Belmont	24	6-13	1-2	1-2	6-2-8	4	1	2	4	2	14
11/18	at Tennessee State	*31	5-8	0-1	4-7	3-4-7	2	1	0	1	0	14
11/21	FGCU	*21	4-6	0-0	0-1	1-1-2	5	0	0	1	0	8
12/2	at FGCU	*29	4-6	0-0	4-5	2-2-4	2	1	3	1	0	12
12/6	at Vanderbilt											
12/9	Ole Miss											
12/16	vs. Auburn											
12/22	vs. Princeton											
12/23	vs. TBA											
12/25	vs. TBA											
12/30	at UAB											
1/4	at FIU											
1/6	at Florida Atlantic											
1/11	LA Tech											
1/13	Southern Miss											
1/18	at Marshall											
1/20	at WKU											
1/25	UTSA											
1/27	UTEP											
2/1	at Old Dominion											
2/3	at Charlotte											
2/8	Rice											
2/10	North Texas											
2/15	at Southern Miss											
2/17	at LA Tech											
2/24	UAB											
3/1	WKU											
3/3	Marshall											

WALTERS OVERALL CAREER STATS

Year	GP-GS	Min	Avg	FG-A	Pct	3FG-A	Pct	FT-A	Pct	Off-Def-Tot	Avg	PF-FO	A	TO	Blk	Stl	Pts	Avg
2016-17	34-0	374	11.0	70-116	.603	0-1	.000	25-33	.758	58-55-113	3.3	84-1	6	34	19	11	165	4.9
2017-18	5-4	119	23.8	22-38	.579	1-3	.333	12-18	.667	14-11-25	5.0	15-1	3	8	7	2	57	11.4
Total	39-4	493	12.6	92-154	.597	1-4	.250	37-51	.725	72-66-138	3.5	99-2	9	42	26	13	222	5.7

WALTERS C-USA CAREER STATS

Year	GP-GS	Min	Avg	FG-A	Pct	3FG-A	Pct	FT-A	Pct	Off-Def-Tot	Avg	PF-FO	A	TO	Blk	Stl	Pts	Avg
2016-17	17-0	214	12.6	41-65	.631	0-1	.000	12-14	.857	33-30-63	3.7	50-0	2	17	11	7	94	5.5
2017-18	0-0	0	0.0	0-0	.000	0-0	.000	0-0	.000	0-0-0	0.0	0-0	0	0	0	0	0	0.0
Total	17-0	214	12.6	41-65	.631	0-1	.000	12-14	.857	33-30-63	3.7	50-0	2	17	11	7	94	5.5

2 >> ANTWAIN JOHNSON

G // Jr. // 6-2 // 197

Malone, Fla. // Chipola College // Malone HS

JOHNSON NOTEBOOK



- ◆ Sat out during the win at FGCU due to an ankle sprain
- ◆ Talled 11 points and three boards off the bench at TSU
- ◆ Earned his first career start against Belmont
- ◆ Notched 16 points including a pair of explosive dunks and two trifectas in the season opener
- ◆ Played one season at Chipola where he averaged 15.9 points and 3.1 rebounds as a freshman before joining MT
- ◆ In addition to playing basketball at Malone HS, was also a standount baseball player and hit over .500 as a senior

SEASON HIGHS

Points..... 16 vs. Trevecca (11/10/17)
 Field Goals..... 6 vs. Trevecca (11/10/17)
 3-PT Field Goals 2 vs. Trevecca (11/10/17)
 Free Throws... 5 at Tennessee State (11/18/17)
 Rebounds..... 2 (twice)
 Assists..... 3 (twice)
 Blocks..... 1 (twice)
 Steals 3 vs. Trevecca (11/10/17)
 Minutes..... 24 at Tennessee State (11/18/17)

CAREER HIGHS

Points..... 19 vs. Butler (3/18/17)
 Field Goals..... 8 vs. Butler (3/18/17)
 3-PT Field Goals 2 (four times)
 Free Throws..... 8 vs. Milligan (11/11/16)
 Rebounds..... 4 (twice)
 Assists..... 6 vs. Butler (3/18/17)
 Blocks..... 1 (four times)
 Steals 3 (twice)
 Minutes..... 29 vs. Butler (3/18/17)

SUPERLATIVES

	Season	Career
10+ Point Games	1	6
20+ Point Games	0	0
10+ Rebound Games	0	0
Double-Doubles	0	0

JOHNSON GAME-BY-GAME

Date	Opponent	Min	FG	3FG	FT	O-D-T	PF	A	TO	B	S	TP
11/10	Trevecca	20	6-8	2-2	2-3	1-0-1	2	3	1	0	3	16
11/13	at Murray State	20	2-7	0-3	2-2	0-2-2	4	1	3	0	1	6
11/16	Belmont	*18	1-7	0-2	0-0	0-1-1	2	0	0	1	1	2
11/18	at Tennessee State	24	3-9	0-5	5-5	0-2-2	3	3	1	1	1	11
11/21	FGCU	14	0-6	0-4	4-4	0-0-0	3	1	0	0	0	4
12/2	at FGCU					- DNP -						
12/6	at Vanderbilt											
12/9	Ole Miss											
12/16	vs. Auburn											
12/22	vs. Princeton											
12/23	vs. TBA											
12/25	vs. TBA											
12/30	at UAB											
1/4	at FIU											
1/6	at Florida Atlantic											
1/11	LA Tech											
1/13	Southern Miss											
1/18	at Marshall											
1/20	at WKU											
1/25	UTSA											
1/27	UTEP											
2/1	at Old Dominion											
2/3	at Charlotte											
2/8	Rice											
2/10	North Texas											
2/15	at Southern Miss											
2/17	at LA Tech											
2/24	UAB											
3/1	WKU											
3/3	Marshall											

JOHNSON OVERALL CAREER STATS

Year	GP-GS	Min	Avg	FG-A	Pct	3FG-A	Pct	FT-A	Pct	Off-Def-Tot	Avg	PF-FO	A	TO	Blk	Stl	Pts	Avg
2016-17	36-0	474	13.2	53-136	.390	16-48	.333	51-74	.689	8-33-41	1.1	65-0	38	30	2	16	173	4.8
2017-18	5-1	96	19.2	12-37	.324	2-16	.125	13-14	.929	1-5-6	1.2	14-0	8	5	2	6	39	7.8
Total	41-1	570	13.9	65-173	.376	18-64	.281	64-88	.727	9-38-47	1.1	79-0	46	35	4	22	212	5.2

JOHNSON C-USA CAREER STATS

Year	GP-GS	Min	Avg	FG-A	Pct	3FG-A	Pct	FT-A	Pct	Off-Def-Tot	Avg	PF-FO	A	TO	Blk	Stl	Pts	Avg
2016-17	18-0	217	12.1	24-60	.400	7-16	.438	17-25	.680	4-16-20	1.1	31-0	16	19	0	11	72	4.0
2017-18	0-0	0	0.0	0-0	.000	0-0	.000	0-0	.000	0-0-0	0.0	0-0	0	0	0	0	0	0.0
Total	18-0	217	12.1	24-60	.400	7-16	.438	17-25	.680	4-16-20	1.1	31-0	16	19	0	11	72	4.0

3 >> DONOVAN SIMS

G // Fr. // 6-0 // 165

Murfreesboro, Tenn. // Blackman HS

SIMS NOTEBOOK



SEASON HIGHS

Points..... 3 (twice)
 Field Goals..... 1 (twice)
 3-PT Field Goals 1 (twice)
 Free Throws..... 2 vs. FGCU (11/21/17)
 Rebounds..... 3 (twice)
 Assists..... 2 vs. Belmont (11/16/17)
 Blocks.....
 Steals 1 vs. Trevecca (11/10/17)
 Minutes..... 12 vs. Trevecca (11/10/17)

CAREER HIGHS

Points..... 3 (twice)
 Field Goals..... 1 (twice)
 3-PT Field Goals 1 (twice)
 Free Throws..... 2 vs. FGCU (11/21/17)
 Rebounds..... 3 (twice)
 Assists..... 2 vs. Belmont (11/16/17)
 Blocks.....
 Steals 1 vs. Trevecca (11/10/17)
 Minutes..... 12 vs. Trevecca (11/10/17)

SUPERLATIVES

	Season	Career
10+ Point Games	0	0
20+ Point Games	0	0
10+ Rebound Games	0	0
Double-Doubles	0	0

- ◆ Had three points and three rebounds in just six minutes off the bench at Tennessee State
- ◆ Key player off the bench during a 20-3 run against Belmont in which he had two assists
- ◆ Converted a three on his lone field goal attempt and added an assist and a steal in his collegiate debut
- ◆ Played at Murfreesboro's Blackman HS where he helped the Blaze to a No. 1 ranking and TSSAA semifinal appearance as a junior

SIMS GAME-BY-GAME

Date	Opponent	Min	FG	3FG	FT	O-D-T	PF	A	TO	B	S	TP
11/10	Trevecca	12	1-1	1-1	0-0	0-3-3	1	1	1	0	1	3
11/13	at Murray State					- DNP -						
11/16	Belmont	6	0-0	0-0	0-0	0-0-0	2	2	0	0	0	0
11/18	at Tennessee State	6	1-2	1-2	0-0	0-3-3	0	0	1	0	0	3
11/21	FGCU	4	0-0	0-0	2-2	0-0-0	1	0	0	0	0	2
12/2	at FGCU	4	0-0	0-0	0-0	0-1-1	0	0	1	0	0	0
12/6	at Vanderbilt											
12/9	Ole Miss											
12/16	vs. Auburn											
12/22	vs. Princeton											
12/23	vs. TBA											
12/25	vs. TBA											
12/30	at UAB											
1/4	at FIU											
1/6	at Florida Atlantic											
1/11	LA Tech											
1/13	Southern Miss											
1/18	at Marshall											
1/20	at WKU											
1/25	UTSA											
1/27	UTEP											
2/1	at Old Dominion											
2/3	at Charlotte											
2/8	Rice											
2/10	North Texas											
2/15	at Southern Miss											
2/17	at LA Tech											
2/24	UAB											
3/1	WKU											
3/3	Marshall											

SIMS OVERALL CAREER STATS

Year	GP-GS	Min	Avg	FG-A	Pct	3FG-A	Pct	FT-A	Pct	Off-Def-Tot	Avg	PF-FO	A	TO	Blk	Stl	Pts	Avg
2017-18	5-0	32	6.4	2-3	.667	2-3	.667	2-2	1.000	0-7-7	1.4	4-0	3	3	0	1	8	1.6

SIMS C-USA CAREER STATS

Year	GP-GS	Min	Avg	FG-A	Pct	3FG-A	Pct	FT-A	Pct	Off-Def-Tot	Avg	PF-FO	A	TO	Blk	Stl	Pts	Avg
2017-18	0-0	0	0.0	0-0	.000	0-0	.000	0-0	.000	0-0-0	0.0	0-0	0	0	0	0	0	0.0

4 >> JAMES HAWTHORNE

F // Jr. // 6-7 // 205

Prentiss, Miss. // Southwest Mississippi CC // Prentiss HS

HAWTHORNE NOTEBOOK

- ◆ Scored seven points and added three rebounds and three assists in 17 minutes off the bench in his Blue Raider debut
- ◆ Averaged 7.8 points and a team-high 5.8 rebounds in his final season at Southwest Mississippi CC, which was also Kermit Davis' first head coaching stop from 1984-86



SEASON HIGHS

Points..... 7 vs. Trevecca (11/10/17)
 Field Goals..... 2 vs. Trevecca (11/10/17)
 3-PT Field Goals
 Free Throws..... 3 vs. Trevecca (11/10/17)
 Rebounds..... 3 (twice)
 Assists..... 3 vs. Trevecca (11/10/17)
 Blocks..... 1 vs. FGCU (11/21/17)
 Steals 1 vs. Belmont (11/16/17)
 Minutes..... 17 vs. Trevecca (11/10/17)

CAREER HIGHS

Points..... 7 vs. Trevecca (11/10/17)
 Field Goals..... 2 vs. Trevecca (11/10/17)
 3-PT Field Goals
 Free Throws..... 3 vs. Trevecca (11/10/17)
 Rebounds..... 3 (twice)
 Assists..... 3 vs. Trevecca (11/10/17)
 Blocks..... 1 vs. FGCU (11/21/17)
 Steals 1 vs. Belmont (11/16/17)
 Minutes..... 17 vs. Trevecca (11/10/17)

SUPERLATIVES

	Season	Career
10+ Point Games	0	0
20+ Point Games	0	0
10+ Rebound Games	0	0
Double-Doubles	0	0

HAWTHORNE GAME-BY-GAME


Date	Opponent	Min	FG	3FG	FT	O-D-T	PF	A	TO	B	S	TP
11/10	Trevecca	17	2-5	0-0	3-4	1-2-3	1	3	0	0	0	7
11/13	at Murray State	13	0-3	0-1	2-2	0-2-2	2	0	0	0	2	2
11/16	Belmont	11	1-3	0-0	0-0	0-1-1	1	0	0	0	1	2
11/18	at Tennessee State	10	1-2	0-0	1-2	1-0-1	0	0	0	0	0	3
11/21	FGCU	9	1-4	0-1	0-0	1-2-3	1	0	2	1	0	2
12/2	at FGCU	4	1-1	0-0	0-0	0-0-0	4	0	1	0	0	2
12/6	at Vanderbilt											
12/9	Ole Miss											
12/16	vs. Auburn											
12/22	vs. Princeton											
12/23	vs. TBA											
12/25	vs. TBA											
12/30	at UAB											
1/4	at FIU											
1/6	at Florida Atlantic											
1/11	LA Tech											
1/13	Southern Miss											
1/18	at Marshall											
1/20	at WKU											
1/25	UTSA											
1/27	UTEP											
2/1	at Old Dominion											
2/3	at Charlotte											
2/8	Rice											
2/10	North Texas											
2/15	at Southern Miss											
2/17	at LA Tech											
2/24	UAB											
3/1	WKU											
3/3	Marshall											

HAWTHORNE OVERALL CAREER STATS

Year	GP-GS	Min	Avg	FG-A	Pct	3FG-A	Pct	FT-A	Pct	Off-Def-Tot	Avg	PF-FO	A	TO	Blk	Stl	Pts	Avg
2017-18	6-0	64	10.7	6-18	.333	0-2	.000	6-8	.750	3-7-10	1.7	9-0	3	3	1	3	18	3.0

HAWTHORNE C-USA CAREER STATS

Year	GP-GS	Min	Avg	FG-A	Pct	3FG-A	Pct	FT-A	Pct	Off-Def-Tot	Avg	PF-FO	A	TO	Blk	Stl	Pts	Avg
2017-18	0-0	0	0.0	0-0	.000	0-0	.000	0-0	.000	0-0-0	0.0	0-0	0	0	0	0	0	0.0



5 >> NICK KING

F // Sr. // 6-7 // 225

Memphis, Tenn. // Alabama // Memphis East HS

KING NOTEBOOK

- ◆ Collected career highs in points (32), rebounds (11) and assists (4) in the road win at FGCU
- ◆ Led the Blue Raiders for the fifth straight game with 25 points against FGCU, going 10-of-10 from the free throw line
- ◆ Notched 20 points on 3-of-5 shooting from three while collecting five boards at TSU
- ◆ Had a team-high 21 points and career-high seven rebounds in the loss against Belmont
- ◆ Poured in 31 points in 31 minutes at Murray State, going 12 of 16 from the field and 6 of 6 from the free throw line
- ◆ Had team highs in points (17) and rebounds (6) in his Blue Raider debut against Trevecca
- ◆ Joined the Blue Raiders from Alabama where he only played in seven games due to a lung infection
- ◆ Played his first two collegiate seasons in his hometown at Memphis and averaged 7.2 points and 4.8 boards as a sophomore

- ◆ Won the 2012 TSSAA Class AAA State Championship at the Murphy Center and was named Class AAA Mr. Basketball in 2013
- ◆ Consensus Top 50 recruit in the nation out of Memphis East HS according to Scout (No. 28), ESPN (No. 37) and Rivals (No. 46)

SEASON HIGHS

Points.....	32 at FGCU (12/2/17)
Field Goals.....	12 at Murray State (11/13/17)
3-PT Field Goals .3	at Tennessee State (11/18/17)
Free Throws.....	10 (twice)
Rebounds.....	11 at FGCU (12/2/17)
Assists.....	4 at FGCU (12/2/17)
Blocks.....	
Steals.....	2 at Murray State (11/13/17)
Minutes.....	37 at FGCU (12/2/17)

CAREER HIGHS

Points.....	32 at FGCU (12/2/17)
Field Goals.....	12 at Murray State (11/13/17)
3-PT Field Goals .3	at Tennessee State (11/18/17)
Free Throws.....	10 (twice)
Rebounds.....	11 at FGCU (12/2/17)
Assists.....	4 at FGCU (12/2/17)
Blocks.....	
Steals.....	2 at Murray State (11/13/17)
Minutes.....	37 at FGCU (12/2/17)

SUPERLATIVES

	Season	Career
10+ Point Games	6	6
20+ Point Games	5	5
10+ Rebound Games	1	1
Double-Doubles	1	1

KING GAME-BY-GAME

Date	Opponent	Min	FG	3FG	FT	O-D-T	PF	A	TO	B	S	TP
11/10	Trevecca	*22	6-9	0-0	5-7	3-3-6	2	0	0	0	1	17
11/13	at Murray State	*31	12-16	1-2	6-6	1-4-5	0	1	3	0	2	31
11/16	Belmont	*33	9-17	1-3	2-2	1-6-7	3	3	1	0	1	21
11/18	at Tennessee State	*28	8-13	3-5	1-1	1-4-5	0	2	5	0	1	20
11/21	FGCU	*28	7-12	1-2	10-10	2-5-7	2	3	3	0	0	25
12/2	at FGCU	*37	11-21	0-1	10-14	4-7-11	1	4	2	0	0	32
12/6	at Vanderbilt											
12/9	Ole Miss											
12/16	vs. Auburn											
12/22	vs. Princeton											
12/23	vs. TBA											
12/25	vs. TBA											
12/30	at UAB											
1/4	at FIU											
1/6	at Florida Atlantic											
1/11	LA Tech											
1/13	Southern Miss											
1/18	at Marshall											
1/20	at WKU											
1/25	UTSA											
1/27	UTEP											
2/1	at Old Dominion											
2/3	at Charlotte											
2/8	Rice											
2/10	North Texas											
2/15	at Southern Miss											
2/17	at LA Tech											
2/24	UAB											
3/1	WKU											
3/3	Marshall											

KING OVERALL CAREER STATS

Year	GP-GS	Min	Avg	FG-A	Pct	3FG-A	Pct	FT-A	Pct	Off-Def-Tot	Avg	PF-FO	A	TO	Blk	Stl	Pts	Avg
2017-18	6-6	179	29.8	53-88	.602	6-13	.462	34-40	.850	12-29-41	6.8	8-0	13	14	0	5	146	24.3

KING C-USA CAREER STATS

Year	GP-GS	Min	Avg	FG-A	Pct	3FG-A	Pct	FT-A	Pct	Off-Def-Tot	Avg	PF-FO	A	TO	Blk	Stl	Pts	Avg
2017-18	0-0	0	0.0	0-0	.000	0-0	.000	0-0	.000	0-0-0	0.0	0-0	0	0	0	0	0	0.0

10 >> WILL SLATTEN

G // R-Fr. // 6-4 // 166

Sparta, Tenn. // Moore County HS

SLATTEN NOTEBOOK



- ◆ Collected two rebounds in his Blue Raider debut
- ◆ Lettered in basketball, baseball and football at Moore County HS and was an all-district selection in basketball as a senior

SEASON HIGHS

Points.....
 Field Goals.....
 3-PT Field Goals.....
 Free Throws.....
 Rebounds..... 2 vs. Trevecca (11/10/17)
 Assists.....
 Blocks.....
 Steals.....
 Minutes..... 1 vs. Trevecca (11/10/17)

CAREER HIGHS

Points.....
 Field Goals.....
 3-PT Field Goals.....
 Free Throws.....
 Rebounds..... 2 vs. Trevecca (11/10/17)
 Assists.....
 Blocks.....
 Steals.....
 Minutes..... 1 vs. Trevecca (11/10/17)

SUPERLATIVES

	Season	Career
10+ Point Games	0	0
20+ Point Games	0	0
10+ Rebound Games	0	0
Double-Doubles	0	0

SLATTEN GAME-BY-GAME

Date	Opponent	Min	FG	3FG	FT	O-D-T	PF	A	TO	B	S	TP
11/10	Trevecca	1	0-1	0-0	0-0	2-0-2	0	0	0	0	0	0
11/13	at Murray State				- DNP -							
11/16	Belmont				- DNP -							
11/18	at Tennessee State				- DNP -							
11/21	FGCU				- DNP -							
12/2	at FGCU				- DNP -							
12/6	at Vanderbilt											
12/9	Ole Miss											
12/16	vs. Auburn											
12/22	vs. Princeton											
12/23	vs. TBA											
12/25	vs. TBA											
12/30	at UAB											
1/4	at FIU											
1/6	at Florida Atlantic											
1/11	LA Tech											
1/13	Southern Miss											
1/18	at Marshall											
1/20	at WKU											
1/25	UTSA											
1/27	UTEP											
2/1	at Old Dominion											
2/3	at Charlotte											
2/8	Rice											
2/10	North Texas											
2/15	at Southern Miss											
2/17	at LA Tech											
2/24	UAB											
3/1	WKU											
3/3	Marshall											

SLATTEN OVERALL CAREER STATS

Year	GP-GS	Min	Avg	FG-A	Pct	3FG-A	Pct	FT-A	Pct	Off-Def-Tot	Avg	PF-FO	A	TO	Blk	Stl	Pts	Avg
2017-18	1-0	1	1.0	0-1	.000	0-0	.000	0-0	.000	2-0-2	2.0	0-0	0	0	0	0	0	0.0

SLATTEN C-USA CAREER STATS

Year	GP-GS	Min	Avg	FG-A	Pct	3FG-A	Pct	FT-A	Pct	Off-Def-Tot	Avg	PF-FO	A	TO	Blk	Stl	Pts	Avg
2017-18	0-0	0	0.0	0-0	.000	0-0	.000	0-0	.000	0-0-0	0.0	0-0	0	0	0	0	0	0.0

11 >> ED SIMPSON

G // Sr. // 6-2 // 195

Ocean Springs, Miss. // St. Martin HS

SIMPSON NOTEBOOK

- ◆ Tallied six points and had a pair of assists in the season opener against Trevecca
- ◆ Averaged 21 points and six rebounds at St. Martin HS and was named to the Mississippi Dandy Dozen in 2014



SEASON HIGHS

Points..... 6 vs. Trevecca (11/10/17)
 Field Goals..... 2 vs. Trevecca (11/10/17)
 3-PT Field Goals 2 vs. Trevecca (11/10/17)
 Free Throws.....
 Rebounds.....3 vs. FGCU (11/21/17)
 Assists..... 3 (twice)
 Blocks..... 1 at FGCU (12/2/17)
 Steals 1 (four times)
 Minutes..... 26 at FGCU (12/2/17)

CAREER HIGHS

Points..... 19 at USM (2/13/16)
 Field Goals..... 5 (three times)
 3-PT Field Goals 5 at USM (2/13/16)
 Free Throws..... 4 (twice)
 Rebounds.....7 vs. Belmont (12/17/15)
 Assists..... 6 (three times)
 Blocks..... 1 (eight times)
 Steals 3 vs. FIU (1/8/15)
 Minutes..... 39 vs. Ole Miss (11/30/16)

SUPERLATIVES

	Season	Career
10+ Point Games	0	10
20+ Point Games	0	0
10+ Rebound Games	0	0
Double-Doubles	0	0

SIMPSON GAME-BY-GAME

Date	Opponent	Min	FG	3FG	FT	O-D-T	PF	A	TO	B	S	TP
11/10	Trevecca	*23	2-7	2-5	0-0	0-1-1	2	2	2	0	0	6
11/13	at Murray State	*25	1-1	0-0	0-0	0-1-1	2	0	0	0	1	2
11/16	Belmont	*14	0-0	0-0	0-0	0-1-1	1	0	1	0	1	0
11/18	at Tennessee State	*16	1-2	1-2	0-0	0-2-2	3	3	0	0	0	3
11/21	FGCU	*22	1-2	1-2	0-0	0-3-3	2	3	2	0	1	3
12/2	at FGCU	*26	0-4	0-3	0-0	0-1-1	2	2	2	1	1	0
12/6	at Vanderbilt											
12/9	Ole Miss											
12/16	vs. Auburn											
12/22	vs. Princeton											
12/23	vs. TBA											
12/25	vs. TBA											
12/30	at UAB											
1/4	at FIU											
1/6	at Florida Atlantic											
1/11	LA Tech											
1/13	Southern Miss											
1/18	at Marshall											
1/20	at WKU											
1/25	UTSA											
1/27	UTEP											
2/1	at Old Dominion											
2/3	at Charlotte											
2/8	Rice											
2/10	North Texas											
2/15	at Southern Miss											
2/17	at LA Tech											
2/24	UAB											
3/1	WKU											
3/3	Marshall											

SIMPSON OVERALL CAREER STATS

Year	GP-GS	Min	Avg	FG-A	Pct	3FG-A	Pct	FT-A	Pct	Off-Def-Tot	Avg	PF-FO	A	TO	Blk	Stl	Pts	Avg
2014-15	35-9	524	15.0	36-96	.375	23-60	.383	8-17	.471	5-39-44	1.3	34-0	25	18	3	13	103	2.9
2015-16	30-14	651	21.7	51-137	.372	29-85	.341	19-39	.487	12-67-79	2.6	53-1	54	26	2	15	150	5.0
2016-17	36-24	865	24.0	42-111	.378	31-84	.369	10-22	.455	4-71-75	2.1	58-0	78	22	2	23	125	3.5
2017-18	6-6	126	21.0	5-16	.313	4-12	.333	0-0	.000	0-9-9	1.5	12-0	10	7	1	4	14	2.3
Total	107-53	2166	20.2	134-360	.372	87-241	.361	37-78	.474	21-186-207	1.9	157-1	167	73	8	55	392	3.7

SIMPSON C-USA CAREER STATS

Year	GP-GS	Min	Avg	FG-A	Pct	3FG-A	Pct	FT-A	Pct	Off-Def-Tot	Avg	PF-FO	A	TO	Blk	Stl	Pts	Avg
2014-15	17-2	232	13.6	14-36	.389	10-26	.385	3-5	.600	4-20-24	1.4	16-0	12	6	1	7	41	2.4
2015-16	18-6	360	20.0	28-80	.350	17-50	.340	9-20	.450	9-40-49	2.7	34-1	31	16	2	8	82	4.6
2016-17	18-6	367	20.4	11-41	.268	8-32	.250	1-2	.500	0-32-32	1.8	26-0	35	14	0	9	31	1.7
2017-18	0-0	0	0.0	0-0	.000	0-0	.000	0-0	.000	0-0-0	0.0	0-0	0	0	0	0	0	0.0
Total	53-14	959	18.1	53-157	.338	35-108	.324	13-27	.481	13-92-105	2.0	76-1	78	36	3	24	154	2.9

12 >> THERREN SHELTON-SZMIDT

G // Fr. // 6-5 // 190

Mississauga, Ontario, Canada // Hamilton Heights Christian Academy

SHELTON-SZMIDT NOTEBOOK



SEASON HIGHS

Points..... 6 vs. Trevecca (11/10/17)
 Field Goals..... 2 (twice)
 3-PT Field Goals 2 vs. Trevecca (11/10/17)
 Free Throws.....
 Rebounds..... 5 vs. Trevecca (11/10/17)
 Assists..... 1 vs. Trevecca (11/10/17)
 Blocks.....
 Steals 1 vs. Trevecca (11/10/17)
 Minutes..... 19 vs. Trevecca (11/10/17)

CAREER HIGHS

Points..... 6 vs. Trevecca (11/10/17)
 Field Goals..... 2 (twice)
 3-PT Field Goals 2 vs. Trevecca (11/10/17)
 Free Throws.....
 Rebounds..... 5 vs. Trevecca (11/10/17)
 Assists..... 1 vs. Trevecca (11/10/17)
 Blocks.....
 Steals 1 vs. Trevecca (11/10/17)
 Minutes..... 19 vs. Trevecca (11/10/17)

SUPERLATIVES

	Season	Career
10+ Point Games	0	0
20+ Point Games	0	0
10+ Rebound Games	0	0
Double-Doubles	0	0

- ◆ Totaled five points and three boards in 10 minutes off the bench at FGCU
- ◆ Notched six points on a pair of threes and added five rebounds in his collegiate debut
- ◆ Averaged 18.6 points and 4.2 rebounds at Hamilton Heights where he played alongside Kentucky's Shai Gilgeous-Alexander and Virginia Tech's Nickeil Alexander-Walker

SHELTON-SZMIDT GAME-BY-GAME

Date	Opponent	Min	FG	3FG	FT	O-D-T	PF	A	TO	B	S	TP
11/10	Trevecca	19	2-9	2-8	0-0	3-2-5	3	1	0	0	1	6
11/13	at Murray State	7	0-2	0-2	0-0	0-1-1	0	0	1	0	0	0
11/16	Belmont	3	0-0	0-0	0-0	0-0-0	0	0	2	0	0	0
11/18	at Tennessee State	3	1-2	1-2	0-0	0-0-0	0	0	0	0	0	3
11/21	FGCU	6	0-0	0-0	0-0	0-1-1	0	0	0	0	0	0
12/2	at FGCU	10	2-4	1-2	0-0	1-2-3	1	0	0	0	0	5
12/6	at Vanderbilt											
12/9	Ole Miss											
12/16	vs. Auburn											
12/22	vs. Princeton											
12/23	vs. TBA											
12/25	vs. TBA											
12/30	at UAB											
1/4	at FIU											
1/6	at Florida Atlantic											
1/11	LA Tech											
1/13	Southern Miss											
1/18	at Marshall											
1/20	at WKU											
1/25	UTSA											
1/27	UTEP											
2/1	at Old Dominion											
2/3	at Charlotte											
2/8	Rice											
2/10	North Texas											
2/15	at Southern Miss											
2/17	at LA Tech											
2/24	UAB											
3/1	WKU											
3/3	Marshall											

SHELTON-SZMIDT OVERALL CAREER STATS

Year	GP-GS	Min	Avg	FG-A	Pct	3FG-A	Pct	FT-A	Pct	Off-Def-Tot	Avg	PF-FO	A	TO	Blk	Stl	Pts	Avg
2017-18	6-0	48	8.0	5-17	.294	4-14	.286	0-0	.000	4-6-10	1.7	4-0	1	3	0	1	14	2.3

SHELTON-SZMIDT C-USA CAREER STATS

Year	GP-GS	Min	Avg	FG-A	Pct	3FG-A	Pct	FT-A	Pct	Off-Def-Tot	Avg	PF-FO	A	TO	Blk	Stl	Pts	Avg
2017-18	0-0	0	0.0	0-0	.000	0-0	.000	0-0	.000	0-0-0	0.0	0-0	0	0	0	0	0	0.0

14 >> CHASE MILLER

G // R-So. // 6-0 // 185

Dallas, Texas // Shelton HS

MILLER NOTEBOOK

- ◆ Saw action in the final three minutes against Trevecca
- ◆ Named all-district and team MVP as a senior at Shelton HS after averaging 20.5 points, five boards and 4.5 assists



SEASON HIGHS

Points.....
 Field Goals.....
 3-PT Field Goals.....
 Free Throws.....
 Rebounds.....
 Assists.....
 Blocks.....
 Steals.....
 Minutes..... 3 vs. Trevecca (11/10/17)

CAREER HIGHS

Points.....
 Field Goals.....
 3-PT Field Goals.....
 Free Throws.....
 Rebounds..... 1 (twice)
 Assists.....
 Blocks..... 1 vs. Vanderbilt (12/8/16)
 Steals.....
 Minutes..... 3 vs. Trevecca (11/10/17)

SUPERLATIVES

	Season	Career
10+ Point Games	0	0
20+ Point Games	0	0
10+ Rebound Games	0	0
Double-Doubles	0	0

MILLER GAME-BY-GAME

Date	Opponent	Min	FG	3FG	FT	O-D-T	PF	A	TO	B	S	TP
11/10	Trevecca	3	0-2	0-1	0-0	0-0-0	0	0	0	0	0	0
11/13	at Murray State				- DNP -							
11/16	Belmont				- DNP -							
11/18	at Tennessee State				- DNP -							
11/21	FGCU				- DNP -							
12/2	at FGCU				- DNP -							
12/6	at Vanderbilt											
12/9	Ole Miss											
12/16	vs. Auburn											
12/22	vs. Princeton											
12/23	vs. TBA											
12/25	vs. TBA											
12/30	at UAB											
1/4	at FIU											
1/6	at Florida Atlantic											
1/11	LA Tech											
1/13	Southern Miss											
1/18	at Marshall											
1/20	at WKU											
1/25	UTSA											
1/27	UTEP											
2/1	at Old Dominion											
2/3	at Charlotte											
2/8	Rice											
2/10	North Texas											
2/15	at Southern Miss											
2/17	at LA Tech											
2/24	UAB											
3/1	WKU											
3/3	Marshall											

MILLER OVERALL CAREER STATS

Year	GP-GS	Min	Avg	FG-A	Pct	3FG-A	Pct	FT-A	Pct	Off-Def-Tot	Avg	PF-FO	A	TO	Blk	Stl	Pts	Avg
2016-17	11-0	14	1.3	0-3	.000	0-3	.000	0-0	.000	0-2-2	0.2	0-0	0	0	1	0	0	0.0
2017-18	1-0	3	3.0	0-2	.000	0-1	.000	0-0	.000	0-0-0	0.0	0-0	0	0	0	0	0	0.0
Total	12-0	17	1.4	0-5	.000	0-4	.000	0-0	.000	0-2-2	0.2	0-0	0	0	1	0	0	0.0

MILLER C-USA CAREER STATS

Year	GP-GS	Min	Avg	FG-A	Pct	3FG-A	Pct	FT-A	Pct	Off-Def-Tot	Avg	PF-FO	A	TO	Blk	Stl	Pts	Avg
2016-17	7-0	7	1.0	0-2	.000	0-2	.000	0-0	.000	0-0-0	0.0	0-0	0	0	0	0	0	0.0
2017-18	0-0	0	0.0	0-0	.000	0-0	.000	0-0	.000	0-0-0	0.0	0-0	0	0	0	0	0	0.0
Total	7-0	7	1.0	0-2	.000	0-2	.000	0-0	.000	0-0-0	0.0	0-0	0	0	0	0	0	0.0

15 >> TJ MASSENBURG

F // Fr. // 6-8 // 220

Snellville, Ga. // Shiloh HS

MASSENBURG NOTEBOOK

- ◆ Averaged 17 points, 11 rebounds and six blocks per game as a senior at Shiloh
- ◆ Second cousin of former NBA player Tony Massenburg



SEASON HIGHS

Points.....
 Field Goals.....
 3-PT Field Goals.....
 Free Throws.....
 Rebounds.....
 Assists.....
 Blocks.....
 Steals.....
 Minutes.....

CAREER HIGHS

Points.....
 Field Goals.....
 3-PT Field Goals.....
 Free Throws.....
 Rebounds.....
 Assists.....
 Blocks.....
 Steals.....
 Minutes.....

SUPERLATIVES

	Season	Career
10+ Point Games	0	0
20+ Point Games	0	0
10+ Rebound Games	0	0
Double-Doubles	0	0

MASSENBURG GAME-BY-GAME

Date	Opponent	Min	FG	3FG	FT	O-D-T	PF	A	TO	B	S	TP
11/10	Trevecca				- DNP -							
11/13	at Murray State				- DNP -							
11/16	Belmont				- DNP -							
11/18	at Tennessee State				- DNP -							
11/21	FGCU				- DNP -							
12/2	at FGCU				- DNP -							
12/6	at Vanderbilt											
12/9	Ole Miss											
12/16	vs. Auburn											
12/22	vs. Princeton											
12/23	vs. TBA											
12/25	vs. TBA											
12/30	at UAB											
1/4	at FIU											
1/6	at Florida Atlantic											
1/11	LA Tech											
1/13	Southern Miss											
1/18	at Marshall											
1/20	at WKU											
1/25	UTSA											
1/27	UTEP											
2/1	at Old Dominion											
2/3	at Charlotte											
2/8	Rice											
2/10	North Texas											
2/15	at Southern Miss											
2/17	at LA Tech											
2/24	UAB											
3/1	WKU											
3/3	Marshall											

MASSENBURG OVERALL CAREER STATS

Year	GP-GS	Min	Avg	FG-A	Pct	3FG-A	Pct	FT-A	Pct	Off-Def-Tot	Avg	PF-FO	A	TO	Blk	Stl	Pts	Avg
2017-18	0-0	0	0.0	0-0	.000	0-0	.000	0-0	.000	0-0-0	0.0	0-0	0	0	0	0	0	0.0

MASSENBURG C-USA CAREER STATS

Year	GP-GS	Min	Avg	FG-A	Pct	3FG-A	Pct	FT-A	Pct	Off-Def-Tot	Avg	PF-FO	A	TO	Blk	Stl	Pts	Avg
2017-18	0-0	0	0.0	0-0	.000	0-0	.000	0-0	.000	0-0-0	0.0	0-0	0	0	0	0	0	0.0

20 >> GIDDY POTTS

G // Sr. // 6-2 // 217

Athens, Ala. // Athens HS

POTTS NOTEBOOK



SEASON HIGHS

Points..... 15 vs. Trevecca (11/10/17)
 Field Goals..... 4 (four times)
 3-PT Field Goals 3 vs. Trevecca (11/10/17)
 Free Throws..... 4 vs. Trevecca (11/10/17)
 Rebounds..... 8 at Murray State (11/13/17)
 Assists..... 6 vs. Belmont (11/16/17)
 Blocks..... 1 (twice)
 Steals 4 (three times)
 Minutes..... 39 vs. Belmont (11/16/17)

CAREER HIGHS

Points..... 30 (twice)
 Field Goals..... 12 vs. Florida Atlantic (3/4/17)
 3-PT Field Goals 8 vs. Marshall (2/19/15)
 Free Throws..... 7 vs. Marshall (3/11/17)
 Rebounds..... 14 vs. South Alabama (12/5/15)
 Assists..... 8 vs. UNCW (11/25/16)
 Blocks..... 1 (24 times)
 Steals 6 vs. Georgia State (12/21/16)
 Minutes..... 43 vs. Toledo (11/26/16)

SUPERLATIVES

	Season	Career
10+ Point Games	4	63
20+ Point Games	0	14
10+ Rebound Games	0	2
Double-Doubles	0	2

- ◆ Tallied 10 points and four steals at FGCU
- ◆ Totaled 12 points and four steals against FGCU
- ◆ Logged 12 points and six assists in the loss to Belmont
- ◆ Had just seven points at Murray State but added game highs in rebounds (8) and steals (4)
- ◆ Notched 15 points and five boards against Trevecca
- ◆ Named to the Preseason All-Conference USA Team
- ◆ Led the country in 3-point percentage (50.6) as a sophomore at Middle Tennessee
- ◆ Alabama Mr. Basketball finalist at Athens HS where he averaged 20.8 points and eight rebounds while leading the Golden Eagles to the Class 5A Northwest Regional Final

POTTS GAME-BY-GAME

Date	Opponent	Min	FG	3FG	FT	O-D-T	PF	A	TO	B	S	TP
11/10	Trevecca	*26	4-8	3-7	4-4	0-5-5	2	2	0	1	0	15
11/13	at Murray State	*32	2-10	0-2	3-4	1-7-8	4	1	3	1	4	7
11/16	Belmont	*39	4-10	2-6	2-2	0-2-2	1	6	1	0	2	12
11/18	at Tennessee State	*25	2-6	2-5	0-0	0-6-6	4	1	1	0	0	6
11/21	FGCU	*24	4-10	2-7	2-4	1-2-3	4	1	3	0	4	12
12/2	at FGCU	*26	4-13	2-7	0-0	2-1-3	4	3	3	0	4	10
12/6	at Vanderbilt											
12/9	Ole Miss											
12/16	vs. Auburn											
12/22	vs. Princeton											
12/23	vs. TBA											
12/25	vs. TBA											
12/30	at UAB											
1/4	at FIU											
1/6	at Florida Atlantic											
1/11	LA Tech											
1/13	Southern Miss											
1/18	at Marshall											
1/20	at WKU											
1/25	UTSA											
1/27	UTEP											
2/1	at Old Dominion											
2/3	at Charlotte											
2/8	Rice											
2/10	North Texas											
2/15	at Southern Miss											
2/17	at LA Tech											
2/24	UAB											
3/1	WKU											
3/3	Marshall											

POTTS OVERALL CAREER STATS

Year	GP-GS	Min	Avg	FG-A	Pct	3FG-A	Pct	FT-A	Pct	Off-Def-Tot	Avg	PF-FO	A	TO	Blk	Stl	Pts	Avg
2014-15	36-21	649	18.0	80-213	.376	46-122	.377	31-41	.756	10-88-98	2.7	64-3	31	40	4	26	237	6.6
2015-16	28-27	812	29.0	139-282	.493	79-156	.506	61-80	.763	26-124-150	5.4	84-3	36	31	10	30	418	14.9
2016-17	36-35	1098	30.5	196-407	.482	76-198	.384	84-104	.808	33-159-192	5.3	87-1	72	47	8	47	552	15.3
2017-18	6-6	172	28.7	20-57	.351	11-34	.324	11-14	.786	4-23-27	4.5	19-0	14	11	2	14	62	10.3
Total	106-89	2731	25.8	435-959	.454	212-510	.416	187-239	.782	73-394-467	4.4	254-7	153	129	24	117	1269	12.0

POTTS C-USA CAREER STATS

Year	GP-GS	Min	Avg	FG-A	Pct	3FG-A	Pct	FT-A	Pct	Off-Def-Tot	Avg	PF-FO	A	TO	Blk	Stl	Pts	Avg
2014-15	18-11	390	21.7	62-147	.422	33-81	.407	21-29	.724	6-51-57	3.2	43-3	17	30	2	17	178	9.9
2015-16	14-14	395	28.2	73-159	.459	43-87	.494	23-36	.639	17-53-70	5.0	43-1	16	8	4	19	212	15.1
2016-17	18-18	540	30.0	97-209	.464	38-104	.365	31-35	.886	22-75-97	5.4	41-1	28	25	4	15	263	14.6
2017-18	0-0	0	0.0	0-0	.000	0-0	.000	0-0	.000	0-0-0	0.0	0-0	0	0	0	0	0	0.0
Total	50-43	1325	26.5	232-515	.450	114-272	.419	75-100	.750	45-179-224	4.5	127-5	61	63	10	51	653	13.1

21 >> DAVID SIMMONS

G // Jr. // 6-3 // 195

Henderson, Ky. // Tallahassee CC // Henderson County HS

SIMMONS NOTEBOOK



SEASON HIGHS

Points..... 11 at FGCU (12/2/17)
 Field Goals..... 4 at FGCU (12/2/17)
 3-PT Field Goals . 1 at Tennessee State (11/18/17)
 Free Throws..... 5 vs. FGCU (11/21/17)
 Rebounds..... 5 (twice)
 Assists..... 3 (three times)
 Blocks..... 1 at Tennessee State (11/18/17)
 Steals..... 2 vs. FGCU (11/21/17)
 Minutes..... 26 at FGCU (12/2/17)

CAREER HIGHS

Points..... 11 at FGCU (12/2/17)
 Field Goals..... 4 at FGCU (12/2/17)
 3-PT Field Goals . 1 at Tennessee State (11/18/17)
 Free Throws..... 5 vs. FGCU (11/21/17)
 Rebounds..... 5 (twice)
 Assists..... 3 (three times)
 Blocks..... 1 at Tennessee State (11/18/17)
 Steals..... 2 vs. FGCU (11/21/17)
 Minutes..... 26 at FGCU (12/2/17)

SUPERLATIVES

	Season	Career
10+ Point Games	1	1
20+ Point Games	0	0
10+ Rebound Games	0	0
Double-Doubles	0	0

- ◆ Made the most of his increased action at FGCU in the absence of Antwain Johnson, notching career highs in points (11) and rebounds (5) in 26 minutes off the bench
- ◆ Had a career-high nine points against FGCU and added three assists and two steals
- ◆ Added seven points off the bench in the loss to Belmont
- ◆ Was key for the Blue Raiders down the stretch at Murray State, icing the game with a pair of late free throws in an 8-point, 5-rebound, 3-steal performance
- ◆ Made his Blue Raider debut against Trevecca, notching eight points and four rebounds in 13 minutes
- ◆ Averaged 13.5 points and 6.6 rebounds in two seasons at Tallahassee CC where he was named a two-time all-conference selection and the 2016 Panhandle Conference Freshman of the Year
- ◆ Kentucky Mr. Basketball candidate who played in the Kentucky-Indiana All-Star Classic in 2015 following his career at Henderson County HS

SIMMONS GAME-BY-GAME

Date	Opponent	Min	FG	3FG	FT	O-D-T	PF	A	TO	B	S	TP
11/10	Trevecca	13	3-4	0-1	2-4	2-2-4	4	1	0	0	0	8
11/13	at Murray State	16	3-7	0-0	2-2	2-3-5	2	3	1	0	0	8
11/16	Belmont	21	2-4	0-0	3-5	0-1-1	3	1	1	0	1	7
11/18	at Tennessee State	15	1-1	1-1	0-2	0-2-2	3	3	0	1	0	3
11/21	FGCU	20	2-3	0-0	5-8	0-1-1	4	3	0	0	2	9
12/2	at FGCU	26	4-6	0-1	3-4	3-2-5	5	1	3	0	1	11
12/6	at Vanderbilt											
12/9	Ole Miss											
12/16	vs. Auburn											
12/22	vs. Princeton											
12/23	vs. TBA											
12/25	vs. TBA											
12/30	at UAB											
1/4	at FIU											
1/6	at Florida Atlantic											
1/11	LA Tech											
1/13	Southern Miss											
1/18	at Marshall											
1/20	at WKU											
1/25	UTSA											
1/27	UTEP											
2/1	at Old Dominion											
2/3	at Charlotte											
2/8	Rice											
2/10	North Texas											
2/15	at Southern Miss											
2/17	at LA Tech											
2/24	UAB											
3/1	WKU											
3/3	Marshall											

SIMMONS OVERALL CAREER STATS

Year	GP-GS	Min	Avg	FG-A	Pct	3FG-A	Pct	FT-A	Pct	Off-Def-Tot	Avg	PF-FO	A	TO	Blk	Stl	Pts	Avg
2017-18	6-0	111	18.5	15-25	.600	1-3	.333	15-25	.600	7-11-18	3.0	21-1	12	5	1	4	46	7.7

SIMMONS C-USA CAREER STATS

Year	GP-GS	Min	Avg	FG-A	Pct	3FG-A	Pct	FT-A	Pct	Off-Def-Tot	Avg	PF-FO	A	TO	Blk	Stl	Pts	Avg
2017-18	0-0	0	0.0	0-0	.000	0-0	.000	0-0	.000	0-0-0	0.0	0-0	0	0	0	0	0	0.0

25 >> KARL GAMBLE

F // So. // 6-9 // 224

Columbia, S.C. // A.C. Flora HS

GAMBLE NOTEBOOK



SEASON HIGHS

Points..... 10 vs. Trevecca (11/10/17)
 Field Goals..... 4 (twice)
 3-PT Field Goals
 Free Throws..... 3 at Murray State (11/13/17)
 Rebounds..... 6 (twice)
 Assists..... 1 vs. Trevecca (11/10/17)
 Blocks..... 2 vs. Trevecca (11/10/17)
 Steals 2 vs. FGCU (11/21/17)
 Minutes..... 22 vs. FGCU (11/21/17)

CAREER HIGHS

Points..... 10 (twice)
 Field Goals..... 4 (twice)
 3-PT Field Goals 1 at Florida Atlantic (1/21/17)
 Free Throws..... 4 vs. Milligan (11/11/16)
 Rebounds..... 6 (three times)
 Assists..... 2 vs. Milligan (11/11/16)
 Blocks..... 2 (four times)
 Steals 2 (twice)
 Minutes..... 22 vs. FGCU (11/21/17)

SUPERLATIVES

	Season	Career
10+ Point Games	1	2
20+ Point Games	0	0
10+ Rebound Games	0	0
Double-Doubles	0	0

- ◆ Tallied eight points, six boards and two assists in a career-high 22 minutes against FGCU at home
- ◆ Had seven points, six boards and a block in 15 minutes off the bench against Murray State
- ◆ Matched his career high of 10 points against Trevecca on 4-of-5 shooting
- ◆ Led A.C. Flora HS to the Class AAA State Championship in South Carolina as a senior, making the all-state team after averaging a double-double

GAMBLE GAME-BY-GAME

Date	Opponent	Min	FG	3FG	FT	O-D-T	PF	A	TO	B	S	TP
11/10	Trevecca	*16	4-5	0-0	2-4	3-2-5	2	1	0	2	1	10
11/13	at Murray State	15	2-3	0-0	3-3	5-1-6	5	0	0	1	0	7
11/16	Belmont	*8	1-2	0-1	0-0	2-1-3	1	0	2	0	0	2
11/18	at Tennessee State	9	0-1	0-0	0-0	1-1-2	3	0	1	0	0	0
11/21	FGCU	22	4-6	0-0	0-3	2-4-6	2	0	1	0	2	8
12/2	at FGCU	10	2-2	0-0	1-1	0-1-1	0	0	2	0	0	5
12/6	at Vanderbilt											
12/9	Ole Miss											
12/16	vs. Auburn											
12/22	vs. Princeton											
12/23	vs. TBA											
12/25	vs. TBA											
12/30	at UAB											
1/4	at FIU											
1/6	at Florida Atlantic											
1/11	LA Tech											
1/13	Southern Miss											
1/18	at Marshall											
1/20	at WKU											
1/25	UTSA											
1/27	UTEP											
2/1	at Old Dominion											
2/3	at Charlotte											
2/8	Rice											
2/10	North Texas											
2/15	at Southern Miss											
2/17	at LA Tech											
2/24	UAB											
3/1	WKU											
3/3	Marshall											

GAMBLE OVERALL CAREER STATS

Year	GP-GS	Min	Avg	FG-A	Pct	3FG-A	Pct	FT-A	Pct	Off-Def-Tot	Avg	PF-FO	A	TO	Blk	Stl	Pts	Avg
2015-16	32-0	136	4.3	10-30	.333	0-0	.000	10-23	.435	13-21-34	1.1	28-0	0	8	5	1	30	0.9
2016-17	30-1	156	5.2	18-40	.450	1-4	.250	10-21	.476	11-25-36	1.2	21-0	6	3	11	6	47	1.6
2017-18	6-2	80	13.3	13-19	.684	0-1	.000	6-11	.545	13-10-23	3.8	13-1	1	6	3	3	32	5.3
Total	68-3	372	5.5	41-89	.461	1-5	.200	26-55	.473	37-56-93	1.4	62-1	7	17	19	10	109	1.6

GAMBLE C-USA CAREER STATS

Year	GP-GS	Min	Avg	FG-A	Pct	3FG-A	Pct	FT-A	Pct	Off-Def-Tot	Avg	PF-FO	A	TO	Blk	Stl	Pts	Avg
2015-16	16-0	59	3.7	7-15	.467	0-0	.000	6-12	.500	7-9-16	1.0	13-0	0	2	1	0	20	1.3
2016-17	17-0	73	4.3	9-17	.529	1-2	.500	2-3	.667	6-13-19	1.1	5-0	3	2	5	4	21	1.2
2017-18	0-0	0	0.0	0-0	.000	0-0	.000	0-0	.000	0-0-0	0.0	0-0	0	0	0	0	0	0.0
Total	33-0	132	4.0	16-32	.500	1-2	.500	8-15	.533	13-22-35	1.1	18-0	3	4	6	4	41	1.2

35 >> DAVION THOMAS

F // R-Fr. // 6-9 // 215

Columbus, Ga. // Northside HS

THOMAS NOTEBOOK

- ◆ Tallied eight points on 4-of-5 shooting in his Blue Raider debut after redshirting the 2016-17 season
- ◆ Averaged 17 points, 8.8 rebounds and 4.4 blocks per game as a senior at Northside HS



SEASON HIGHS

Points..... 8 vs. Trevecca (11/10/17)
 Field Goals..... 4 vs. Trevecca (11/10/17)
 3-PT Field Goals
 Free Throws.....
 Rebounds..... 2 vs. Trevecca (11/10/17)
 Assists.....
 Blocks.....
 Steals 1 vs. Trevecca (11/10/17)
 Minutes..... 12 vs. Trevecca (11/10/17)

CAREER HIGHS

Points..... 8 vs. Trevecca (11/10/17)
 Field Goals..... 4 vs. Trevecca (11/10/17)
 3-PT Field Goals
 Free Throws.....
 Rebounds..... 2 vs. Trevecca (11/10/17)
 Assists.....
 Blocks.....
 Steals 1 vs. Trevecca (11/10/17)
 Minutes..... 12 vs. Trevecca (11/10/17)

SUPERLATIVES

	Season	Career
10+ Point Games	0	0
20+ Point Games	0	0
10+ Rebound Games	0	0
Double-Doubles	0	0

THOMAS GAME-BY-GAME

Date	Opponent	Min	FG	3FG	FT	O-D-T	PF	A	TO	B	S	TP
11/10	Trevecca	12	4-5	0-0	0-0	1-1-2	1	0	1	0	1	8
11/13	at Murray State	3	0-0	0-0	0-0	0-0-0	0	0	0	0	0	0
11/16	Belmont				- DNP -							
11/18	at Tennessee State	1	0-0	0-0	0-0	0-0-0	1	0	0	0	0	0
11/21	FGCU				- DNP -							
12/2	at FGCU				- DNP -							
12/6	at Vanderbilt											
12/9	Ole Miss											
12/16	vs. Auburn											
12/22	vs. Princeton											
12/23	vs. TBA											
12/25	vs. TBA											
12/30	at UAB											
1/4	at FIU											
1/6	at Florida Atlantic											
1/11	LA Tech											
1/13	Southern Miss											
1/18	at Marshall											
1/20	at WKU											
1/25	UTSA											
1/27	UTEP											
2/1	at Old Dominion											
2/3	at Charlotte											
2/8	Rice											
2/10	North Texas											
2/15	at Southern Miss											
2/17	at LA Tech											
2/24	UAB											
3/1	WKU											
3/3	Marshall											

THOMAS OVERALL CAREER STATS

Year	GP-GS	Min	Avg	FG-A	Pct	3FG-A	Pct	FT-A	Pct	Off-Def-Tot	Avg	PF-FO	A	TO	Blk	Stl	Pts	Avg
2017-18	3-0	16	5.3	4-5	.800	0-0	.000	0-0	.000	1-1-2	0.7	2-0	0	1	0	1	8	2.7

THOMAS C-USA CAREER STATS

Year	GP-GS	Min	Avg	FG-A	Pct	3FG-A	Pct	FT-A	Pct	Off-Def-Tot	Avg	PF-FO	A	TO	Blk	Stl	Pts	Avg
2017-18	0-0	0	0.0	0-0	.000	0-0	.000	0-0	.000	0-0-0	0.0	0-0	0	0	0	0	0	0.0



Trevecca 52 • 0-1

#	Player	Total			3-Ptr			Rebounds			PF	TP	A	TO	Blk	Stl	Min
		FG	FGA	FT	FTA	FG	FGA	FT	FTA	Off							
00	Johnson,Deion	4	8	0	1	2	1	2	1	9	3	3	0	2	25		
02	Whitfield,Devin	2	7	2	3	7	8	1	4	5	1	13	1	5	0	1	25
03	El Mardi,Mehdi	1	2	0	0	2	2	0	1	1	4	4	0	1	0	11	
05	Obunaka,Dominic	0	2	0	0	0	0	1	1	1	0	0	3	0	0	10	
10	Henry,Donavon	0	2	0	0	1	2	0	1	1	0	1	3	0	0	15	
11	Wills,Austin	1	6	1	5	0	0	0	0	0	3	1	0	0	1	27	
14	Weatherspoon,Pierce	2	2	0	0	1	4	5	3	5	0	4	1	0	1	20	
15	Welborn,Tyler	0	1	0	0	2	4	0	1	1	2	0	0	0	1	13	
21	Thompson,Michael	1	2	1	1	2	2	0	1	3	5	1	0	0	0	11	
23	Williams,Jacob	0	2	0	1	0	0	0	0	0	4	0	0	0	0	8	
35	Anyang,Nick	2	2	0	0	1	2	4	4	5	0	2	0	0	1	17	
54	Herbert,CJ	1	5	0	3	3	6	0	1	1	2	5	0	1	0	18	
	Team																
	Totals	14	41	4	14	20	32	6	21	27	24	52	7	22	1	5	200

FG % 1st Half: 7-21 33.3% 2nd half: 7-20 35.0% Game: 14-41 34.1%
 3FG % 1st Half: 3-8 37.5% 2nd half: 1-6 16.7% Game: 4-14 28.6%
 FT % 1st Half: 11-14 78.6% 2nd half: 9-18 50.0% Game: 20-32 62.5%

Middle Tennessee 104 • 1-0

#	Player	Total			3-Ptr			Rebounds			PF	TP	A	TO	Blk	Stl	Min
		FG	FGA	FT	FTA	FG	FGA	FT	FTA	Off							
05	KING, Nick	6	9	0	0	5	7	3	3	6	2	17	0	0	0	1	22
25	GAMBLE, Karl	4	5	0	0	2	4	3	2	5	2	10	1	0	2	1	16
00	DIXON, Tyrik	2	4	1	3	3	4	0	0	0	4	8	3	3	0	2	16
11	SIMPSON, Edward	2	7	2	5	0	0	1	1	2	6	2	2	0	0	0	23
20	POTTS, Giddy	4	8	3	7	4	4	0	5	5	2	15	2	0	1	0	26
02	JOHNSON, Antwain	6	8	2	2	3	1	0	1	2	16	3	1	0	1	0	30
03	SIMS, Donovan	1	1	1	1	0	0	3	3	1	3	1	1	0	0	1	12
04	HAWTHORNE, James	2	5	0	0	3	4	1	2	3	1	7	3	0	0	0	17
10	SLATTEN, Will	0	1	0	0	0	2	0	2	0	0	0	0	0	0	1	1
12	SHELTON-SZMIDT, Th.	2	9	2	8	0	0	3	2	5	3	6	1	0	0	1	19
14	MILLER, Chase	0	2	0	1	0	0	0	0	0	0	0	0	0	0	3	3
21	SIMMONS, David	3	4	0	1	2	4	2	2	4	8	1	0	0	0	1	13
35	THOMAS, Davion	4	5	0	0	0	1	1	2	1	8	0	1	0	1	1	12
	Team																
	Totals	36	68	11	28	21	30	17	23	40	24	104	17	8	3	10	200

FG % 1st Half: 17-29 58.6% 2nd half: 19-39 48.7% Game: 36-68 52.9%
 3FG % 1st Half: 6-14 42.9% 2nd half: 5-14 35.7% Game: 11-28 39.3%
 FT % 1st Half: 11-17 64.7% 2nd half: 10-13 76.9% Game: 21-30 70.0%

Officials: Barry Mathis, Joey Richardson, Davis Maxwell
 Technical fouls: Trevecca-None. Middle Tennessee-None.
 Attendance: 8227

Score by periods	1st	2nd	Total
Trevecca	28	24	52
Middle Tennessee	51	53	104

Points	In	Off	2nd	Fast	Bench
	Paint	T/O	Chance	Break	
Trevecca	18	9	7	2	52
Middle Tennessee	44	37	18	10	48

Last FG - TNU 2nd-02:45, MT 2nd-00:39.
 Largest lead - TNU None, MT by 52 2nd-00:39.
 TNU led for 00:00. MT led for 39:32. Game was tied for 00:28.

Score tied - 0 times.
 Lead changed - 0 times.



Belmont 69 • 1-1

#	Player	Total			3-Ptr			Rebounds			PF	TP	A	TO	Blk	Stl	Min
		FG	FGA	FT	FTA	FG	FGA	FT	FTA	Off							
25	MERCER, Mack	3	8	0	2	1	1	2	3	4	7	1	3	1	0	28	
32	EGEKEZE, Amanze	8	15	6	9	2	2	0	5	5	3	24	0	1	1	0	36
01	LUKE, Austin	1	4	0	1	2	2	1	3	4	0	11	5	0	0	1	30
03	WINDLER, Dylan	4	6	1	2	2	4	2	8	10	2	11	1	3	0	0	36
11	MCCLAINE, Kevin	4	10	2	4	4	4	0	2	2	0	14	1	3	0	1	33
10	HOLLANDER, Caleb	0	1	0	0	0	0	0	0	0	0	0	0	0	0	2	2
14	HOPKINS, Nick	3	5	1	3	0	1	1	2	1	7	1	0	0	0	1	16
21	SAMPSON, Burton	0	0	0	0	0	0	1	1	1	0	0	0	0	0	4	4
24	BENKERT, Michael	0	1	0	1	0	0	0	0	0	1	0	0	0	0	4	4
41	HADDEE, Tyler	0	0	0	0	0	0	1	1	1	0	1	1	1	0	0	4
50	ADELSPERGER, Seth	1	3	0	0	0	2	1	3	0	2	0	0	0	0	7	7
	Team																
	Totals	24	53	10	22	11	13	8	28	36	13	69	16	17	3	3	200

FG % 1st Half: 11-26 42.3% 2nd half: 13-27 48.1% Game: 24-53 45.3%
 3FG % 1st Half: 5-12 41.7% 2nd half: 5-10 50.0% Game: 10-22 45.5%
 FT % 1st Half: 2-2 100.0 2nd half: 9-11 81.8% Game: 11-13 84.6%

Middle Tennessee 63 • 2-0

#	Player	Total			3-Ptr			Rebounds			PF	TP	A	TO	Blk	Stl	Min
		FG	FGA	FT	FTA	FG	FGA	FT	FTA	Off							
05	KING, Nick	9	17	1	3	2	2	1	6	7	3	21	3	1	0	1	33
25	GAMBLE, Karl	1	2	0	1	0	0	2	1	3	1	2	0	2	0	0	8
02	JOHNSON, Antwain	1	7	0	2	0	0	1	1	2	2	0	0	1	1	1	18
11	SIMPSON, Edward	0	0	0	0	0	0	1	1	1	0	0	0	1	1	14	
20	POTTS, Giddy	4	10	2	6	2	2	0	2	2	1	12	6	1	0	2	39
00	DIXON, Tyrik	1	6	1	3	0	1	4	5	1	3	1	2	0	0	0	23
01	WALTERS, Brandon	6	13	1	2	1	2	6	2	8	4	14	1	2	4	2	24
03	SIMS, Donovan	0	0	0	0	0	0	0	0	0	2	0	0	0	0	6	6
04	HAWTHORNE, James	1	3	0	0	0	0	1	1	1	2	0	0	0	0	1	11
12	SHELTON-SZMIDT, Th.	0	0	0	0	0	0	0	0	0	0	0	2	0	0	1	1
21	SIMMONS, David	2	4	0	0	3	5	0	1	1	3	7	1	1	0	1	23
	Team																
	Totals	25	62	5	17	8	11	12	20	32	19	63	14	12	5	9	200

FG % 1st Half: 10-26 38.5% 2nd half: 15-36 41.7% Game: 25-62 40.3%
 3FG % 1st Half: 2-9 22.2% 2nd half: 3-8 37.5% Game: 5-17 29.4%
 FT % 1st Half: 5-6 83.3% 2nd half: 3-5 60.0% Game: 8-11 72.7%

Officials: Ray Natili, Tim Gattis, Craig Murley
 Technical fouls: Belmont-None. Middle Tennessee-TEAM.
 Attendance: 5366

Score by periods	1st	2nd	Total
Belmont	29	40	69
Middle Tennessee	27	36	63

Points	In	Off	2nd	Fast	Bench
	Paint	T/O	Chance	Break	
Belmont	26	14	8	2	9
Middle Tennessee	30	20	9	4	26

Last FG - BEL 2nd-02:35, MT 2nd-00:30.
 Largest lead - BEL by 14 2nd-13:13, MT by 4 2nd-08:02.
 BEL led for 31:59. MT led for 06:13. Game was tied for 01:48.

Score tied - 5 times.
 Lead changed - 8 times.

Middle Tennessee 72 • 2-0

#	Player	Total			3-Ptr			Rebounds			PF	TP	A	TO	Blk	Stl	Min
		FG	FGA	FT	FTA	FG	FGA	FT	FTA	Off							
01	WALTERS, Brandon	3	5	0	0	3	2	2	4	2	9	0	3	0	0	14	
05	KING, Nick	12	16	1	2	6	6	1	4	5	0	31	1	3	0	2	31
00	DIXON, Tyrik	0	3	0	2	0	0	0	0	0	4	0	3	3	0	0	24
11	SIMPSON, Edward	1	1	0	0	0	0	1	1	2	2	0	0	0	0	1	25
20	POTTS, Giddy	2	10	0	2	3	4	1	7	8	4	7	1	3	1	4	32
02	JOHNSON, Antwain	2	7	0	3	2	2	0	2	2	4	6	1	3	0	1	20
04	HAWTHORNE, James	0	3	0	1	2	2	0	2	2	2	2	0	0	0	2	13
12	SHELTON-SZMIDT, Th.	0	2	0	2	0	0	1	1	0	0	0	1	0	0	1	7
21	SIMMONS, David	3	7	0	2	2	3	5	2	8	3	1	0	0	0	16	
25	GAMBLE, Karl	2	3	0	0	3	5	1	6	5	7	0	0	1	0	15	
35	THOMAS, Davion	0	0	0	0	0	0	0	0	0	0	0	0	0	0	3	3
	Team																
	Totals	25	57	1	12	21	22	11	27	38	25	72	9	19	2	10	200

FG % 1st Half: 16-29 55.2% 2nd half: 9-28 32.1% Game: 25-57 43.9%
 3FG % 1st Half: 1-6 16.7% 2nd half: 0-6 0.0% Game: 1-12 8.3%
 FT % 1st Half: 9-10 90.0% 2nd half: 12-12 100.0% Game: 2



FGCU 72 • 2-2

#	Player	Total		3-Ptr		Rebounds			PF	TP	A	TO	Blk	Stl	Min
		FG-FGA	FT-FTA	FG-FGA	FT-FTA	Off	Def	Tot							
15	DOYLE, Ricky	f	3-7	0-0	0-0	1	3	4	0	6	2	3	1	1	29
00	GOODWIN, Brandon	g	4-12	0-4	12-17	0	5	5	4	20	3	5	0	0	37
05	JOHNSON, Zach	g	5-12	1-4	7-10	2	3	5	3	18	1	4	0	2	37
11	TERRELL, Christian	g	2-5	0-3	0-0	1	7	8	2	4	3	1	0	1	27
31	MERCURIUS, Dinero	g	1-4	1-4	3-3	0	1	1	4	6	0	1	0	0	17
03	ROGERS, Darnell	g	0-0	0-0	1-2	0	0	0	1	1	0	1	0	0	5
13	SCOTT Jr, RaySean	g	2-2	0-0	4-5	0	3	3	8	0	0	1	0	0	15
21	ERNST, Brady	g	0-0	0-0	0-0	0	0	0	0	0	0	0	0	0	3
23	CARLYLE, Christian	g	1-3	1-2	0-0	0	1	1	5	3	1	0	0	1	14
32	SIMMONS, Antravious	g	3-4	0-0	0-1	2	1	3	4	6	0	1	0	0	16
Team						0	2	2							
Totals			21-49	3-17	27-38	6	26	32	26	72	10	16	2	5	200

FG % 1st Half: 7-20 35.0% 2nd half: 14-29 48.3% Game: 21-49 42.9%
 3FG % 1st Half: 0-4 0.0% 2nd half: 3-13 23.1% Game: 3-17 17.6%
 FT % 1st Half: 15-19 78.9% 2nd half: 12-19 63.2% Game: 27-38 71.1%

Deadball Rebounds 6

Middle Tennessee 85 • 4-1

#	Player	Total		3-Ptr		Rebounds			PF	TP	A	TO	Blk	Stl	Min
		FG-FGA	FT-FTA	FG-FGA	FT-FTA	Off	Def	Tot							
01	WALTERS, Brandon	f	4-6	0-0	0-1	1	1	2	5	8	0	0	1	0	21
05	KING, Nick	f	7-12	1-2	10-10	2	5	7	2	25	3	3	0	0	28
00	DIXON, Tyrik	g	5-9	2-3	0-0	2	8	10	4	12	6	1	0	1	30
11	SIMPSON, Edward	g	1-2	1-2	0-0	0	3	3	2	3	3	2	0	1	22
20	POTTS, Giddy	g	4-10	2-7	2-4	1	2	3	4	12	1	3	0	4	24
02	JOHNSON, Antwain	g	0-6	0-4	4-4	0	0	0	3	4	1	0	0	0	14
03	SIMS, Donovan	g	0-0	0-0	2-2	0	0	0	1	2	0	0	0	0	4
04	HAWTHORNE, James	g	1-4	0-1	0-0	1	2	3	1	2	0	2	1	0	9
12	SHELTON-SZMIDT, Th.	g	0-0	0-0	0-0	0	1	1	0	0	0	0	0	0	6
21	SIMMONS, David	g	2-3	0-0	5-8	0	1	1	4	9	3	0	0	2	20
25	GAMBLE, Karl	g	4-6	0-0	0-3	2	4	6	2	8	0	1	0	2	22
Team						1	0	1							
Totals			28-58	6-19	23-32	10	27	37	28	85	17	12	2	10	200

FG % 1st Half: 17-31 54.8% 2nd half: 11-27 40.7% Game: 28-58 48.3%
 3FG % 1st Half: 4-12 33.3% 2nd half: 2-7 28.6% Game: 6-19 31.6%
 FT % 1st Half: 9-12 75.0% 2nd half: 14-20 70.0% Game: 23-32 71.9%

Deadball Rebounds 3

Officials: Kevin Mathis, Bill Jacobson, Peter Juzenas
 Technical fouls: FGCU-None. Middle Tennessee-None.
 Attendance: 5017

Score by periods	1st	2nd	Total
FGCU	29	43	72
Middle Tennessee	47	38	85

Last FG - FGCU 2nd-02:07, MT 2nd-00:37.
 Largest lead - FGCU by 2 1st-18:01, MT by 22 1st-03:42.
 FGCU led for 00:18. MT led for 36:08. Game was tied for 03:34.

Score tied - 1 time.
 Lead changed - 1 time.

Middle Tennessee 81 • 5-1

#	Player	Total		3-Ptr		Rebounds			PF	TP	A	TO	Blk	Stl	Min
		FG-FGA	FT-FTA	FG-FGA	FT-FTA	Off	Def	Tot							
01	WALTERS, Brandon	f	4-6	0-0	4-5	2	2	4	2	12	1	3	1	0	29
05	KING, Nick	f	11-21	0-1	10-14	4	7	11	1	32	4	2	0	0	37
00	DIXON, Tyrik	g	1-3	1-1	1-1	0	7	7	4	4	3	1	0	0	28
11	SIMPSON, Edward	g	0-4	0-3	0-0	0	1	1	2	0	2	2	1	1	26
20	POTTS, Giddy	g	4-13	2-7	0-0	2	1	3	4	10	3	3	0	4	26
03	SIMS, Donovan	g	0-0	0-0	0-0	0	1	1	0	0	0	1	0	0	4
04	HAWTHORNE, James	g	1-1	0-0	0-0	0	0	0	4	2	0	1	0	0	4
12	SHELTON-SZMIDT, Th.	g	2-4	1-2	0-0	1	2	3	1	5	0	0	0	0	10
21	SIMMONS, David	g	4-6	0-1	3-4	3	2	5	5	11	1	3	0	1	26
25	GAMBLE, Karl	g	2-2	0-0	1-1	0	1	1	0	5	0	2	0	0	10
Team						3	3	6							
Totals			29-60	4-15	19-25	15	27	42	23	81	14	18	2	6	200

FG % 1st Half: 13-31 41.9% 2nd half: 16-29 55.2% Game: 29-60 48.3%
 3FG % 1st Half: 2-6 33.3% 2nd half: 2-9 22.2% Game: 4-15 26.7%
 FT % 1st Half: 6-9 66.7% 2nd half: 13-16 81.3% Game: 19-25 76.0%

Deadball Rebounds 1

FGCU 76 • 6-3

#	Player	Total		3-Ptr		Rebounds			PF	TP	A	TO	Blk	Stl	Min
		FG-FGA	FT-FTA	FG-FGA	FT-FTA	Off	Def	Tot							
32	SIMMONS, Antravious	f	2-5	0-0	0-0	0	4	4	5	4	0	2	0	0	25
00	GOODWIN, Brandon	g	8-17	3-7	7-9	2	4	6	1	26	3	1	0	2	38
05	JOHNSON, Zach	g	2-7	0-1	3-4	0	2	2	4	7	4	3	0	2	23
11	TERRELL, Christian	g	2-4	0-1	3-5	1	7	8	2	7	5	2	0	2	31
23	CARLYLE, Christian	g	6-9	0-1	6-7	1	1	2	5	18	0	2	0	2	37
03	ROGERS, Darnell	g	0-1	0-1	0-0	0	0	0	0	0	0	0	0	0	2
13	SCOTT Jr, RaySean	g	0-0	0-0	0-0	2	1	3	4	0	2	2	1	0	10
21	ERNST, Brady	g	1-1	0-0	0-1	0	0	0	1	2	0	0	0	0	11
31	MERCURIUS, Dinero	g	4-8	4-6	0-1	1	0	1	0	12	0	3	0	0	23
Team						0	2	2							
Totals			25-52	7-17	19-27	7	21	28	22	76	14	15	1	8	200

FG % 1st Half: 12-24 50.0% 2nd half: 13-28 46.4% Game: 25-52 48.1%
 3FG % 1st Half: 2-6 33.3% 2nd half: 5-11 45.5% Game: 7-17 41.2%
 FT % 1st Half: 5-6 83.3% 2nd half: 14-21 66.7% Game: 19-27 70.4%

Deadball Rebounds 1

Officials: Jason Baker (R), Mick Fieldbinder, Christopher Ford
 Technical fouls: Middle Tennessee-None. FGCU-None.
 Attendance: 3931
 FGCU Ranked #13 CollegeInsider.com Mid-Major Top 25

Score by periods	1st	2nd	Total
Middle Tennessee	34	47	81
FGCU	31	45	76

Points	In Paint	Off T/O	2nd Chance	Fast Break	Bench
Middle Tennessee	46	22	22	2	23
FGCU	30	24	5	8	14

Last FG - MT 2nd-01:48, FGCU 2nd-01:35.
 Largest lead - MT by 16 2nd-11:58, FGCU by 12 1st-15:43.
 MT led for 27:57. FGCU led for 11:33. Game was tied for 00:30.

Score tied - 1 time.
 Lead changed - 3 times.



MT vs VANDERBILT >> LAST MEETING



Official Basketball Box Score -- Game Totals -- Final Statistics



Vanderbilt vs Middle Tennessee 12/08/16 6:35 p.m. at Murfreesboro, Tenn.

Vanderbilt 48 • 5-5

##	Player	f	Total			3-Ptr			Rebounds			PF	TP	A	TO	Blk	Stl	Min
			FG-FGA	FG-FGA	FT-FTA	FG-FGA	FG-FGA	FT-FTA	Off	Def	Tot							
03	KORNET, Luke	f	3-13	0-2	2-2	2	3	5	1	8	1	1	1	0	0	0	28	
11	ROBERSON, Jeff	f	4-12	1-5	2-5	1	7	8	1	11	0	3	0	1	0	32		
01	WILLIS, Payton	g	0-1	0-1	2-2	0	2	2	1	2	2	1	0	0	0	16		
05	FISHER-DAVIS, Matthe	g	4-13	3-7	2-2	0	3	3	1	13	1	4	0	1	0	36		
13	LACHANCE, Riley	g	1-4	0-2	0-0	0	4	4	2	2	2	3	0	0	0	34		
02	TOYE, Joe		1-2	1-1	0-0	0	1	1	0	3	1	1	0	0	0	8		
12	BAPTISTE, Djery		0-0	0-0	0-0	0	0	0	0	0	0	0	0	0	0	3		
15	BROWN, Clevon		3-4	0-0	0-0	1	3	4	1	6	1	0	1	0	0	17		
24	CRESSLER, Nolan		1-4	0-1	1-2	0	2	2	3	3	1	0	0	1	0	26		
Team						1	3	4										
Totals			17-53	5-19	9-13	5	28	33	10	48	9	13	2	3		200		

FG % 1st Half: 9-28 32.1% 2nd half: 8-25 32.0% Game: 17-53 32.1%
 3FG % 1st Half: 4-13 30.8% 2nd half: 1-6 16.7% Game: 5-19 26.3%
 FT % 1st Half: 1-2 50.0% 2nd half: 8-11 72.7% Game: 9-13 69.2%

Deadball
Rebounds
2

Middle Tennessee 71 • 9-1

##	Player	f	Total			3-Ptr			Rebounds			PF	TP	A	TO	Blk	Stl	Min
			FG-FGA	FG-FGA	FT-FTA	FG-FGA	FG-FGA	FT-FTA	Off	Def	Tot							
22	WILLIAMS, JaCorey	f	6-9	0-0	1-2	0	10	10	2	13	0	1	0	1	0	31		
30	UPSHAW, Reggie	f	7-12	0-2	0-2	1	5	6	2	14	5	1	1	3	0	35		
00	DIXON, Tyrik	g	1-4	0-1	0-0	1	5	6	1	2	2	3	0	1	0	23		
11	SIMPSON, Edward	g	1-5	1-5	0-0	0	1	1	1	3	6	1	0	2	0	29		
20	POTTS, Giddy	g	10-17	4-9	3-3	1	8	9	2	27	1	0	0	3	0	34		
01	WALTERS, Brandon		1-4	0-0	0-0	1	1	2	1	2	1	0	1	0	0	10		
02	JOHNSON, Antwain		0-4	0-3	3-4	1	1	2	0	3	0	0	0	0	0	9		
04	HABERSHAM, Xavier		2-5	2-3	0-0	0	1	1	1	6	0	0	0	0	0	21		
14	MILLER, Chase		0-0	0-0	0-0	0	0	0	0	0	0	0	1	0	0	2		
24	COPELAND, Quavius		0-0	0-0	0-0	0	0	0	0	0	0	0	0	0	0	2		
25	GAMBLE, Karl		0-1	0-1	1-2	0	0	0	2	1	0	0	0	0	0	2		
45	FOOTE, Aldonis		0-0	0-0	0-0	0	0	0	2	0	0	0	0	0	0	2		
Team						2	0	2										
Totals			28-61	7-24	8-13	7	32	39	14	71	15	6	3	10		200		

FG % 1st Half: 12-29 41.4% 2nd half: 16-32 50.0% Game: 28-61 45.9%
 3FG % 1st Half: 4-13 30.8% 2nd half: 3-11 27.3% Game: 7-24 29.2%
 FT % 1st Half: 3-6 50.0% 2nd half: 5-7 71.4% Game: 8-13 61.5%

Deadball
Rebounds
3,1

Officials: Ray Natili, Patrick Adams, Roger Ayers
 Technical fouls: Vanderbilt-None. Middle Tennessee-None.
 Attendance: 9606

Score by periods	1st	2nd	Total
Vanderbilt	23	25	48
Middle Tennessee	31	40	71

	In	Off	2nd	Fast	
Points	Paint	T/O	Chance	Break	Bench
VU	22	4	6	0	12
MT	28	17	3	16	12

Last FG - VU 2nd-05:23, MT 2nd-01:52.
 Largest lead - VU by 4 1st-16:01, MT by 26 2nd-06:51.
 VU led for 04:39. MT led for 34:03. Game was tied for 01:18.

Score tied - 2 times.
 Lead changed - 3 times.

2017-18 >> RADIO/TV ROSTER



Tyrik Dixon
SO ♦ G ♦ 6-1 ♦ 184
Bentonville, Ark.



Brandon Walters
R-SR ♦ F ♦ 6-10 ♦ 250
Chattanooga, Tenn.



Antwain Johnson
JR ♦ G ♦ 6-2 ♦ 197
Malone, Fla.



Donovan Sims
FR ♦ G ♦ 6-0 ♦ 165
Murfreesboro, Tenn.



James Hawthorne
JR ♦ F ♦ 6-7 ♦ 205
Prentiss, Miss.



Nick King
SR ♦ F ♦ 6-7 ♦ 225
Memphis, Tenn.



Will Slatten
R-FR ♦ G ♦ 6-4 ♦ 166
Sparta, Tenn.



Ed Simpson
SR ♦ G ♦ 6-2 ♦ 195
Ocean Springs, Miss.



Therren Shelton-Szmidt
FR ♦ G ♦ 6-5 ♦ 190
Mississauga, Ontario



Chase Miller
R-SO ♦ G ♦ 6-0 ♦ 185
Dallas, Texas



TJ Massenburg
FR ♦ F ♦ 6-8 ♦ 220
Snellville, Ga.



Giddy Potts
SR ♦ G ♦ 6-2 ♦ 217
Athens, Ala.



David Simmons
JR ♦ G ♦ 6-3 ♦ 195
Henderson, Ky.




Karl Gamble
JR ♦ F ♦ 6-9 ♦ 224
Columbia, S.C.



Davion Thomas
R-FR ♦ F ♦ 6-9 ♦ 215
Columbus, Ga.



Kermit Davis
Head Coach
16th Season
Mississippi State, 1982



Win Case
Assistant Coach
10th Season
Univ. of Sciences & Arts of
Oklahoma, 1986



Greg Gensing
Assistant Coach
7th Season
Southwest Texas State, 1979



Ronnie Hamilton
Assistant Coach
4th Season
Duke, 2002



Kerry Hammonds II
Director of Operations
1st Season
Middle Tennessee, 2014