

EVENT INFORMATION

LOCATION.....NASHVILLE, TENN.
 SITE.....MEMORIAL GYM
 (14,316)
 TV.....ESPNU
 (Mike Morgan & Dino Gaudio)
 RADIO.....NEWSTALK 1290 WHIO
 (Larry Hansgen & Brooks Hall)
 SERIES HISTORY.....Vanderbilt Leads 4-0

Live Video, Stats and Audio stream:
 DaytonFlyers.com

2015-16 SCHEDULE

Date	Opponent	Time/Result
November		
Sat. 7	SAGINAW VALLEY ST. (EXH)	W, 96-69
Fri. 13	SOUTHEAST MISSOURI	W, 84-53
Tue. 17	ALABAMA	W, 80-48
Sat. 21	WILLIAM & MARY	W, 69-66
Thr. 26	vs. Iowa ^	W, 82-77
Fri. 27	vs. Monmouth ^	W, 73-70
Sat. 29	vs. Xavier ^	L, 90-61
December		
Sat. 5	NORTH FLORIDA	W, 86-71
Wed. 9	@ Vanderbilt	9 p.m.
Sat. 12	CHATTANOOGA	7 p.m.
Sat. 19	FURMAN	7 p.m.
Tue. 22	MIAMI OHIO	7 p.m.
Wed. 30	ARKANSAS	8 p.m.
January		
Sat. 2	@ Duquesne *	2:30 p.m.
Wed. 6	MASSACHUSETTS *	8 p.m.
Sat. 9	@ La Salle *	2 p.m.
Tue. 12	DAVIDSON *	8 p.m.
Fri. 15	GEORGE WASHINGTON *	7 p.m.
Tue. 19	@ St. Bonaventure *	7 p.m.
Sun. 24	@ Fordham *	4 p.m.
Wed. 27	SAINT LOUIS *	7 p.m.
Sat. 30	LA SALLE *	2 p.m.
February		
Sat. 1	@ George Mason *	6 p.m.
Tue. 6	DUQUESNE *	7 p.m.
Fri. 10	@ Rhode Island *	7 p.m.
Wed. 14	@ Saint Joseph's *	6 p.m.
Sat. 19	ST. BONAVENTURE *	12 p.m.
Tue. 21	@ Saint Louis *	8 p.m.
Sat. 25	RHODE ISLAND *	TBA
March		
Tue. 3	@ Richmond *	7:30 p.m.
Sat. 7	VCU *	8 p.m.
9-13	& A-10 Championship	TBA

All Times Eastern & Subject To Change
 Home Games in CAPS at UD Arena

* - Atlantic 10 Conference Game
 ^ - AdvoCare Invitational
 & - Atlantic 10 Championship held at the Barclays Center in Brooklyn, NY
 EXH - Exhibition Game

TWITTER: @DaytonMBB #TrueTeam

ONLINE: DaytonFlyers.com
 DaytonFlyers.com offers the most complete and comprehensive coverage of the Flyers.

DAYTON VS. VANDERBILT

Wednesday, December 9, 2015 • Memorial Gym • Nashville, Tennessee



DAYTON FLYERS
 2015-16 record: 6-1
 Atlantic 10 record: 0-0
 Head Coach: Archie Miller



VANDERBILT COMMODORES
 2015-16 record: 6-2
 SEC record: 0-0
 Head Coach: Kevin Stallings

THE STARTING FIVE

1. POWER UP: The Flyers have won 11 of the last 14 against SEC opponents. Dayton is 28-11 in the last nine years against programs from the ACC, Big 12, Big Ten, SEC and Pac 12 Conferences. Last season, Dayton went 4-2 against power five conference schools with victories over Texas A&M, Boston College, Georgia Tech and Ole Miss. UD is 2-0 this year against the power five (Alabama and Iowa).

2. EPICENTER OF COLLEGE BASKETBALL: Dayton currently has a 26-game home court winning streak. It's currently the eighth-longest home winning streak in the NCAA. Part of the team's success stems from the amazing attendance. The Flyers ranked 24th nationally in average attendance, averaging 12,718 fans at their 17 home contests in 2014-15.

3. NO CUPCAKES HERE: Dayton went 5-1 in November and played one of the tougher schedules to date. UD's strength of schedule is rated 16th in the NCAA. The Flyers have RPI Top 100 wins over Monmouth, William & Mary, Iowa and Alabama. Dayton has also played three teams that played in last year's NCAA Tournament (Iowa, North Florida and Xavier).

4. SEASON'S GREETINGS: December has been delightful for Dayton. Dayton has 16 consecutive seasons with a winning record in December. UD is also 47-10 (.825) in the month of December dating back to the 2007-08 campaign. Coach Archie Miller is 21-7 all-time in December. The Flyers have won four straight December games dating back to last season.

5. JUBILANT JUNIORS: The junior class of Kyle Davis, Scoochie Smith and Kendall Pollard are on pace to be the winningest in UD history. The trio has 60 victories in the first 80 games, two wins ahead of the Class of 2011 (Chris Wright, Devin Searcy, Peter Zesterman and Logan Nourse) pace. The Class of 2011 finished with 97 wins. If you include redshirt junior Charles Cooke, UD's four juniors are also the team's top four scorers (Cooke, 16.0 ppg; Smith, 12.7 ppg; Pollard, 10.7 ppg; Davis, 7.4 ppg).

Up Next: Dayton returns home for four consecutive games. UD will host Chattanooga on Saturday, Dec. 12 at 7 p.m. ET.

PROBABLE STARTERS

Pos.	No.	Name	PPG	RPG	APG	MISC
G	3	Kyle Davis (Jr., 6-0, Chicago, Ill.)	7.4	2.3	2.4	.762 FT%, 11 steals
G	4	Charles Cooke (R-Jr., 6-5, Trenton, N.J.)	16.0	6.1	1.9	8 blocks, .393 3pt FG%
C	5	Steve McElvene (R-Fr., 6-11, New Haven, Ind.)	6.9	7.9	0.4	.639 FG%, 13 blocks
G	11	Scoochie Smith (Jr., 6-2, Bronx, N.Y.)	12.7	4.4	4.3	.549 FG%, 12 steals
F	25	Kendall Pollard (Jr., 6-6, Chicago, Ill.)	10.7	5.6	1.7	.483 FG%, 6 steals

OFF THE BENCH

Pos.	No.	Name	PPG	RPG	APG	MISC
G	0	William Dupuy (Jr. 5-8, Colleyville, Texas)	--	--	--	Missed most of 2014-15 (knee)
G	1	Darrell Davis (So., 6-4, Detroit, Mich.)	6.6	2.6	1.3	.356 FG%, .778 FT%
F	2	Sam Miller (Fr., 6-8, Arlington, Va.)	3.1	1.9	0.4	.923 FT%, 5 off rebounds
G	14	Jeremiah Bonus (Jr., 5-11, Pickerington, Ohio)	--	--	--	Walk on
G	15	John Crosby (Fr., 6-2, Baltimore, Md.)	1.3	0.3	1.0	1 steal, 6.7 mpg
F	20	Xeyrius Williams (Fr., 6-8, Huber Heights, Ohio)	4.3	3.6	0.6	6 blocks, 10 steals
F	22	Bobby Wehrli (Sr., 6-6, Naperville, Ill.)	1.4	0.9	0.3	.500 FG%, 4 off rebounds
G	23	Jack Westerfield (Fr., 6-1, Cincinnati, Ohio)	0.0	0.0	0.0	1 game played
G	24	Michael Schwieterman (Fr., 6-3, Kettering, Ohio)	0.0	0.0	0.0	1 game played
F	33	Ryan Mikesell (Fr., 6-7, St. Henry, Ohio)	6.1	2.0	0.9	.593 FG%, .500 3pt FG%
G	44	Joey Gruden (Jr., 6-2, Leesburg, Va.)	0.0	1.0	0.0	1 game played
F	--	Josh Cunningham (So, 6-7, Chicago, Ill.)	--	--	--	Redshirt, transfer from Bradley

UNIVERSITY INFORMATION

University of Dayton
 300 College Park
 Location - Dayton, Ohio
 Founded - 1850
 Undergraduate Enrollment - 8,000
 Nickname - Flyers
 School Colors - Red (PMS 200) & Blue (PMS 655)
 Affiliation - NCAA Division I
 Conference - Atlantic 10
 President - Dr. Daniel J. Curran
 Vice President/Director of Athletics - Neil Sullivan
 Ticket Office Phone - (937) 229-4433
 Website - DaytonFlyers.com
 Twitter - @DaytonMBB

HEAD COACH ARCHIE MILLER

Seasons - 5th at Dayton/5th Overall
 Overall Record - 96-48
 Record at Dayton - Same
 Atlantic 10 Record - 39-27

UD ARENA

Opened - 1969
 Seasons - 46
 Capacity - 13,455
 Student Section - Red Scare
 Overall Record at UD Arena - 583-200
 UD Arena Record Under Miller - 60-12

ALL-TIME RECORDS

108th Season
 Years 1903 - Present
 Overall Record: 1,568-1,072 (.594)
 Atlantic 10 Record: 190-148
 NCAA Tournament Record - 19-18
 NIT Record - 40-22

NCAA TOURNAMENT HISTORY

Appearances (16): 1952, 1965, 1966, 1967, 1969, 1970, 1974, 1984, 1985, 1990, 2000, 2002, 2004, 2009, 2014, 2015
 National Finalist: 1967
 Final Four: 1967
 Regional Final (Elite 8): 1967, 1984, 2014
 Regional Semifinal (Sweet 16): 1967, 1974, 1984, 2014

NIT HISTORY

Appearances (24): 1951, 1952, 1954, 1955, 1956, 1957, 1958, 1960, 1961, 1962, 1968, 1971, 1978, 1979, 1981, 1982, 1986, 1998, 2001, 2002, 2008, 2010, 2011, 2012
 Championships: 1962, 1968, 2010
 Runner-Up: 1951, 1952, 1955, 1956, 1958

PRONUNCIATION GUIDE

14 Jeremiah BONN-soo
 4 Charles COOK
 10 William Do-PWEE
 5 Steve Mac-ULL-vain
 33 Ryan Mike-SELL
 24 Michael SHWEET-ur-munn
 22 Bobby WURR-lee
 20 Xeryrius (rhymes with "Serious") Williams
 Coach Kevin COO-ick
 Coach Tom OH-strum

2015-16 Dayton Flyers Roster

No.	Name	Pos.	Yr.	Ht.	Wt.	Hometown (High School)
0	William Dupuy	G	Jr.	5-8	157	Colleyville, Texas / Grapevine
1	Darrell Davis	G	So.	6-4	168	Detroit, Mich. / Frederick Douglass
2	Sam Miller	F	Fr.	6-9	244	Arlington, Va. / Gonzaga College HS
3	Kyle Davis	G	Jr.	6-0	175	Chicago, Ill. / Morgan Park
4	Charles Cooke	G	R-Jr.	6-5	192	Trenton, N.J. / Trenton Catholic Academy
5	Steve McElvene	C	R-Fr.	6-11	268	New Haven, Ind. / New Haven
11	Scoochie Smith	G	Jr.	6-2	180	Bronx, N.Y. / Putnam Science Academy
14	Jeremiah Bonus	G	Jr.	5-11	150	Pickerington Ohio/Pickerington North
15	John Crosby	G	Fr.	6-2	192	Baltimore, Md. / New Hampton School
20	Xeryrius Williams	F	Fr.	6-8	194	Springfield, Ohio / Huber Heights Wayne
22	Bobby Wehrli	F	Sr.	6-6	205	Naperville, Ill. / Benet Academy
23	Jack Westerfield	G	Fr.	6-1	185	Cincinnati, Ohio / St. Xavier
24	Michael Schwieterman	G	Fr.	6-3	195	Kettering, Ohio / Alter
25	Kendall Pollard	F	Jr.	6-6	235	Chicago, Ill. / Simeon Career Academy
33	Ryan Mikesell	F	Fr.	6-7	195	St. Henry, Ohio / St. Henry
44	Joey Gruden	G	Jr.	6-2	163	Leesburg, Va. / Sycamore
--	Josh Cunningham	F	R-So.	6-7	216	Chicago, Ill. / Morgan Park

Head Coach - Archie Miller (NC State '02 - Fifth Season at UD and overall as head coach - 96-48)
 Assistant Coach - Kevin Kuwik (Notre Dame '96 - Fifth Season at UD)
 Assistant Coach - Allen Griffin (Syracuse '01 - Fifth Season at UD)
 Assistant Coach - Tom Ostrom (Minnesota '97 - Fifth Season at UD)
 Director of Men's Basketball Operations - Bill Comar (Kenyon '93 - Ninth Season at UD)
 Athletic Trainer - Mike Mulcahey ATC, LAT, CSCS (Xavier '96 - Third Season at UD)

DAYTON VISITS VANDERBILT IN A MID-WEEK CLASH

- The University of Dayton Flyers will play on their opponent's home court for the first time in 2015-16 when they visit the No. 21/16 Vanderbilt Commodores on Wednesday at 9 p.m. ET.
- The game will be carried by ESPN2 and is available with live streaming video, audio and stats at DaytonFlyers.com.

ABOUT VANDERBILT

- The Vanderbilt Commodores enter the game 6-2 overall and are 4-0 at home.
- Wade Baldwin IV (15.0 ppg), Damian Jones (11.6 ppg, 6.8 rpg) and Luke Kornet (9.5 ppg, 6.5 rpg) pace the Vanderbilt attack.
- The Commodores have 53 blocks on the year, an average of 6.6 per game. Opponents have only blocked a combined 16 blocks.

SERIES STUFF

- Vanderbilt leads the all-time series 4-0.
- The last time the two programs met, VU won 63-60 on Dec. 30, 2005 in Dayton.

JUBILANT JUNIORS

- The junior class of Kyle Davis, Scoochie Smith and Kendall Pollard are on pace to be the winningest in UD history.
- The trio has 60 victories in the first 80 games, two wins ahead of the Class of 2011 (Chris Wright, Devin Searcy, Peter Zesterman and Logan Nourse) during that number of contests.
- The Class of 2011 finished with 97 wins.
- Counting Charles Cooke, UD's four juniors are also the team's top four scorers (Cooke, 16.0 ppg; Smith, 12.7 ppg; Pollard, 10.7 ppg; Davis, 7.4 ppg).

I LOVE THE 80'S

- Dayton has scored 80 or more points in four of the first seven games this year.
- Last year, the Flyers broke the 80-point mark twice in 36 contests.
- UD has won 19 straight scoring 80-plus points.

MACELVENE NAMED A-10 ROOKIE OF THE WEEK

- Dayton's Steve McElvene earned the Atlantic 10's Rookie of the Week award on Dec. 7 after a 14-point, 16-rebound, game versus North Florida.
- McElvene is UD's second rookie of the week award winner this year. Ryan Mikesell earned the honor on Nov. 16.

CONQUERING GOLIATH

- UD has been powerful against the power conferences. Dayton is 28-11 in the last nine years against the power five programs.
- The Flyers are 2-0 in 2015-16 against power five schools after wins over Alabama and Iowa.
- Dayton's 28 victories have come against Ole Miss (five times), Alabama and Georgia Tech (three times), Boston College and Auburn (all twice), Texas A&M, Stanford, Syracuse, Ohio State, California, North Carolina, Minnesota, Illinois, Louisville, West Virginia, Wake Forest, Iowa and Pittsburgh.
- The Flyers have won the last seven against the ACC and 11 of the last 14 versus the SEC.
- The Flyers have won 11 of the last 15 games against BIG EAST opponents.

HOME IS WHERE THE HEART IS

- Dayton possesses a 26-game home winning streak.
- It's currently the eighth-longest home winning streak in the NCAA (tied with Villanova & Kentucky)
- The 26-game home win streak is also the second-longest in school history, behind the 30 straight victories from 2008-2010.
- The Flyers finished 17-0 at home last season.
- It was only the fourth time in the program's history UD went undefeated at home. The other years are 1949-50, 1959-60 and 2008-09.
- UD is 56-12 at home under coach Archie Miller.

UD'S RECORD IN 2015-16

Controlling the tip.....	2-0
Scoring first.....	5-0
Leading at the half.....	5-0
Trailing at the half.....	1-1
Tied at the half.....	0-0
Leading with 5:00 left.....	6-0
Trailing with 5:00 left.....	0-1
Tied with 5:00 left.....	0-0
In Overtime.....	0-0
Game decided by 1-5 points.....	3-0
Game decided by 6-10 points.....	0-0
Game decided by 11-15 points.....	1-0
Game decided by 16-plus points.....	2-1
Against ranked opponents.....	0-1
Against non-ranked opponents.....	6-0

REBOUNDING

UD out-rebounds opponent.....	6-0
UD is out-rebounded.....	0-1
Rebounds are even.....	0-0

TURNOVERS

UD forces more turnovers.....	2-0
UD commits more turnovers.....	3-1
Turnovers are equal.....	1-0

FIELD GOALS

UD shoots better than 50%.....	2-0
UD shoots 40 - 49%.....	4-1
UD shoots 40% or below.....	0-0

THREE-POINTERS

UD shoots 50% or better.....	0-0
UD shoots 40-49%.....	2-0
UD shoots 30-40%.....	3-0
UD shoots below 30%.....	1-1

OFFENSE

UD scores less than 60 points.....	0-0
UD scores 60-69 points.....	1-1
UD scores 70-79 points.....	1-0
UD scores 80 or more.....	4-0

DEFENSE

UD allows less than 60 pts.....	2-0
UD allows 60-69 points.....	1-0
UD allows 70-79 points.....	3-0
UD allows 80 plus points.....	0-1

BENCH SCORING

UD bench out-scores opponent.....	3-0
Opponent out-scores UD bench.....	3-1
Bench Scoring is Even	0-0

FREE THROW SHOOTING

Shoot 70% or better.....	3-0
Shoot 60 - 70%.....	1-1
Shoot less than 60%.....	2-0

DOUBLE FIGURE SCORING

0 scores in double figures.....	0-0
1 scores in double figures.....	0-0
2 score in double figures.....	1-1
3 score in double figures.....	1-0
4 score in double figures.....	3-0
5+ in double figures.....	1-0

MONTHS OF THE YEAR

November.....	5-1
December.....	1-0
January.....	0-0
February.....	0-0
March.....	0-0

DAYS OF THE WEEK

Saturday.....	2-0
Sunday.....	0-1
Monday.....	0-0
Tuesday.....	1-0
Wednesday.....	0-0
Thursday.....	1-0
Friday.....	2-0

UNIFORMS

White.....	6-1
Red.....	0-0
Blue.....	0-0

JUST A SCOOCCH

- Scoochie Smith continues to set the tone for the Flyers this season.
- He earned a spot on the AdvoCare Invitational All-Tournament team after leading the Flyers in scoring (14.3), rebounding (6.7), assists (4.3) and 3-pt. FG% (.556, 5-9) in Orlando.
- Smith scored 14 of his 15 points in the second half versus North Florida.
- Against No. 23 Xavier, he registered 13 points and seven rebounds.
- Smith scored a career-high 19 points to go with eight rebounds versus Monmouth.
- His left-handed layup to extend the lead to 80-77 with 11 seconds to go capped a great performance against Iowa. He finished with 11 points and seven assists.
- Smith opened the 2015-16 season with eight points, five assists and four steals versus Southeast Missouri.
- He excelled on both ends of the court against Alabama with 15 points and four steals.
- Last year he led UD and ranked fifth in the Atlantic 10 with a 3.8 assist average. He was also fifth in assist-to-turnover ratio (1.9), 12th 3-point field goal shooting (.380) and ninth in steals (1.4).
- This year Smith is third in three-point field goal shooting (.500), ninth in assists (4.3) and steals (1.7) and 25th in scoring (12.7) in the A-10.

SPECIAL K

- Kyle Davis, Dayton's two-time winner of the top defender award, almost always checks the opponents' top perimeter offensive threat.
- ESPN's Jay Bilas on Twitter referenced Davis' defense with "...allowed opponents to shoot just 19% on isolation plays last season. Davis is a terrific individual defender."
- He matched his career-high with seven rebounds versus Alabama.
- Davis broke out with a season-high 16 points against Iowa.
- He added 12 points against Monmouth.

POWERFUL POLLARD

- Kendall Pollard is heating up of late with four consecutive games scoring in double figures.
- In the opener, Pollard nearly had a double-double with eight points and 10 rebounds.
- Pollard had 11 points against William & Mary.
- He added 16 points and five rebounds versus Iowa.
- Pollard scored 12 points on 6-of-11 shooting from the floor against Monmouth.
- He led UD with 15 points versus No. 23 Xavier.
- Pollard dished out a career-high seven assists to go with 11 points versus North Florida.
- In the Atlantic 10 last year, Pollard ranked 19th in scoring (12.4) and third in field goal percentage (.573) on the season.
- Pollard earned the 2015 Atlantic 10's Chris Daniels Most Improved Player and the UD's Chris Daniels Most Improved Player awards.

DYNAMITE DAVIS

- Darrell Davis led the Atlantic 10 in 3-point field goal percentage (.452) last year.
- Davis came off the bench to add 15 points and a career-high eight rebounds against Southeast Missouri.
- He scored 10 points versus Alabama.
- Davis scored 10 points versus North Florida.

B-DUBS

- Bobby Wehrli was awarded a scholarship on Jan. 16 as a reward for his increased role and effectiveness.
- Wehrli chipped in with four points and two offensive rebounds against Southeast Missouri.
- He added two points, a rebound and an assist in four minutes in the Iowa win.

COOKE BOOK

- Charles Cooke made a name for himself on national television with a 21-point, seven-rebound performance against Alabama.
- He led Dayton in the comeback win over William & Mary, scoring all 18 points in the second half.
- Cooke led all scorers with 22 points, and hit the go-ahead free throws with 50 seconds left against Iowa.
- He was close to a double-double with 15 points and nine rebounds versus Monmouth.
- Cooke dominated with 24 points, seven rebounds and five assists against North Florida.
- In the A-10, Cooke ranks 16th in scoring (16.0) and rebounding (6.1).

MAC ATTACK

- Steve McElvene registered his first career double-double with 13 points and 11 rebounds versus Alabama.
- McElvene added another double-double with 14 points and 16 rebounds against North Florida.
- The 16 boards were the most by a Flyer since Chris Wright grabbed 17 rebounds vs. New Mexico (1/1/11).
- For his efforts, he was named the Atlantic 10 Rookie of the Week on Dec. 7, 2015.
- He was just short of a double-double against William & Mary after posting 12 points and nine rebounds.
- McElvene ranks fourth in the A-10 in rebounding (7.9) and blocks (1.9) and fifth in field goal percentage (.639).

PASS THE MIKESSELL

- Ryan Mikesell enjoyed one of the best opening nights as a Flyer with 21 points, eight rebounds and four assists without a turnover against Southeast Missouri.
- For his efforts, he was named the Atlantic 10 Rookie of the Week on Nov. 16, 2015.
- Mikesell had two triple-doubles last season and was the Division III Northwest Ohio Player of the Year.

IT'S MILLER TIME

- Playing for one of the top schools - Gonzaga College High School -- in one of the top leagues - Washington Catholic Athletic Conference - in the country, Sam Miller is poised for a big season in the Flyer frontcourt.
- Miller registered seven points and five rebounds against Alabama.
- He scored seven points versus No. 23 Xavier.

**HEAD COACH
ARCHIE
MILLER**



In just four years as the University of Dayton's men's basketball coach, Ryan "Archie" Miller has gone from being one of the top young assistant coaches in the country to be one of the handful of coaches known across the nation with just the mention of one word. "Bo" "Shaka" "Roy" "Thad" And "Archie."

Archie Miller was named the Flyer coach in April 2011. His four-year record of 90 wins and 47 losses includes three trips to the post season, two trips to the NCAA tournament and an Elite Eight in 2014.

With three NCAA wins in 2014 and another two in 2015, Dayton is one of six teams to have five NCAA tournament wins in the last two years. The others are Arizona, UConn, Kentucky, Michigan State and Wisconsin.

After an unexpected Elite Eight run in the 2014 NCAA tournament, the 36-year-old Miller had to replace three starters and four seniors from that team. Despite having a depleted roster that featured just six players who were recruited to Dayton and no active player taller than 6-foot-6, Miller led his Flyers to a 27-9 overall record and to the third round of the 2015 NCAA tournament.

Following the 2014-15 campaign, the University upgraded and extended Miller's contract through the 2021-22 basketball season. He was named a finalist for the 2015 Jim Phelan National Coach of the Year Award and a semifinalist for the Naismith Coach of the Year.

Miller came to UD from the University of Arizona in 2011. He helped the Wildcats to a 30-8 season that ended with an Elite Eight berth.

There are currently five brother coaching combinations in Division I: the Drews-Bryce (Valparaiso) & Scott (Baylor); the Verlins-Don (Idaho) & Ron (Pacific); the Hurleys-Bobby (Arizona State) & Dan (Rhode Island); the Jones-Joe (Boston U.) & James (Yale); and the Millers-Archie & Sean.

Archie and Sean both played high school basketball for their father John at Blackhawk High School. John was one of the country's top coaches when he retired in 2005, with 657 wins in a 35-year coaching career. Archie, Sean and their sister Lisa all played Division I college basketball.

The 19th coach ever at Dayton, Miller is just the sixth Flyer coach in the last 66 years.

Year	School	Record	Pct.
2011-12	Dayton	20-13	.606
2012-13	Dayton	17-14	.548
2013-14	Dayton	26-11	.703
2014-15	Dayton	27-9	.788
2015-16	Dayton	6-1	.857
Totals		96-47	.671

X MARKS THE SPOT

- A long and athletic forward with a great shooting touch, Xeyrius Williams led Wayne to the Ohio big school state championship and was named to the state all-tournament team.
- Williams had four points and five rebounds against Alabama and William & Mary in each game.
- He chipped in with seven points, five rebounds and three steals versus Iowa.
- Williams added six points and two steals versus No. 23 Xavier.

CROSBY, STILLS & DASH

- A Second Team All-Baltimore Metro choice as a senior at Baltimore Polytechnic Institute, guard John Crosby nearly averaged a triple-double in 2013-14.
- He averaged 13.6 points and 3.6 assists at New Hampton School last season.
- Crosby had three points and two assists against Southeast Missouri.

CUNNINGHAM TO ARRIVE NEXT SEASON

- Josh Cunningham, a 6-foot-7, 216-pound forward from Chicago, is transferring to Dayton from Bradley.
- Cunningham will redshirt the 2015-16 season due to NCAA underclass transfer restrictions and will then have three seasons of eligibility for the Flyers.
- Cunningham was a Top-100 prospect (No. 98 on the ESPN Top 100) coming out of high school.

LANDERS ALSO JOINS THE TRUE TEAM

- In mid-November, coach Archie Miller announced the signing of 6-foot-5 guard Trey Landers to a National Letter of Intent.
- Landers is from Huber Heights, Ohio, and played on Wayne High School's 2015 Ohio Division I state championship team with current Flyer freshman Xeyrius Williams.
- Landers averaged 11.0 points and 7.2 rebounds as a junior, after averaging 9.8 points as a sophomore and 2.7 as a freshman.

FLYERS PICKED NO. 1 IN A-10 PRESEASON POLL

- Dayton was picked to finish first in the 2015-16 Atlantic 10 Conference preseason poll.
- Leading UD will be preseason third-team All-Atlantic 10 selection Kendall Pollard, the 2015 A-10 Chris Daniels Most Improved Player Award winner.

DECEMBER DELIGHT

- Dayton has 16 consecutive seasons with a winning record in December.
- UD is also 47-10 (.825) in the month of December dating back to the 2007-08 campaign.
- Coach Archie Miller is 21-7 all-time in December.

STATE YOUR CASE

- Five current members of the Dayton basketball team were part of nine state championship teams in high school. They are Charles Cooke, Josh Cunningham, Kyle Davis, Kendall Pollard and Xeyrius Williams.
- It will be 10 when you count the addition of signee Trey Landers.

A PLUS FOR ARCHIE

- Archie Miller is one of five coaches with at least five NCAA wins in his first four seasons. The others are Mark Few, Thad Matta, Shaka Smart and Roy Williams.



2015-16 PRESEASON AWARDS

Team	No. of Votes
Dayton (12)	352
Rhode Island (8)	347
Davidson (6)	329
George Washington (1)	285
VCU	277
Richmond	262
Saint Joseph's	194
St. Bonaventure	177
La Salle	164
Massachusetts	142
Duquesne	113
Saint Louis	96
George Mason	52
Fordham	45

FIRST TEAM

DeAndre' Bemby, Saint Joseph's
Jack Gibbs, Davidson
E.C. Matthews, Rhode Island
Hassan Martin, Rhode Island
Jordan Price, La Salle

SECOND TEAM

Patrici Garino, George Washington
Kevin Larsen, George Washington
Marcus Posley, St. Bonaventure
Brian Sullivan, Davidson
Shevon Thompson, George Mason

THIRD TEAM

Mo Alie-Cox, VCU
Terry Allen, Richmond
Melvin Johnson, VCU
ShawnDre' Jones, Richmond
Kendall Pollard, Dayton

ALL-DEFENSIVE TEAM

Mo Alie-Cox, VCU
DeAndre' Bemby, Saint Joseph's
Patricio Garino, George Washington
Hassan Martin, Rhode Island
Mandell Thomas, Fordham



FLYER STREAKS

Overall - Won 1
Unranked Teams - Won 8
Ranked Teams - Lost 2
Home - Won 26
Home Atlantic 10 - Won 14
Home Non-conference - Won 11
Home Unranked Non-Conf - Won 12
Home Ranked Teams - Lost 1
Home Unranked Teams - Won 26
Road - Lost 1
Road Atlantic 10 - Lost 1
Road Non-conference - Lost 1
Road Unranked Non-Conf - Lost 1
Road Ranked Teams - Won 2
Road Unranked Teams - Lost 2
Neutral - Lost 1
Neutral Ranked Teams - Lost 4
Neutral Unranked Teams - Won 4

AP Top 25 Poll

Team	W-L	Votes
1. Michigan St. (62)	9-0	1,617
2. Kansas (1)	6-1	1,442
3. North Carolina (2)	7-1	1,425
4. Iowa State	6-0	1,347
5. Kentucky	7-1	1,325
6. Maryland	7-1	1,299
7. Oklahoma	5-0	1,283
8. Duke	8-1	1,243
9. Villanova	7-0	1,230
10. Virginia	7-1	1,003
11. Purdue	8-0	997
12. Xavier	8-0	930
13. Arizona	7-1	811
14. West Virginia	7-0	615
15. Providence	8-1	548
16. Baylor	6-1	488
17. Miami (FL)	7-1	469
18. Butler	6-1	416
19. SMU	6-0	413
20. Gonzaga	5-2	399
21. Vanderbilt	6-2	377
22. Louisville	6-1	373
23. Cincinnati	8-1	331
24. Oregon	6-1	241
25. Utah	7-1	108

Others receiving votes: Connecticut 82, Syracuse 78, Texas A&M 69, George Washington 60, UNLV 40, UCLA 19, South Carolina 15, **Dayton 7**, Arkansas-Little Rock 5, Florida 4, Georgetown 4, Iowa 3, Pittsburgh 3, Indiana 2, Northwestern 2, Navy 1, Notre Dame 1

USA Today Coaches Poll

Team	W-L	Votes
1 Michigan State (26)	9-0	765
2 Iowa State (2)	6-0	668
3 North Carolina	7-1	631
4 Kentucky	7-1	626
5 Duke	8-1	620
6 Villanova (2)	7-0	615
7 Kansas	6-1	613
8 Oklahoma	5-0	603
9 Maryland (1)	7-1	602
10 Virginia	7-1	503
11 Purdue	8-0	490
12 Arizona	7-1	407
13 Xavier	8-0	399
14 West Virginia	7-0	371
15 Baylor	6-1	248
16 Vanderbilt	6-2	242
17 Gonzaga	5-2	233
18 Providence	8-1	230
19 Louisville	6-1	199
20 Miami (FL)	7-1	198
21 Butler	6-1	179
22 Cincinnati	8-1	151
23 Oregon	6-1	116
24 Utah	7-1	63
25 Texas A&M	7-2	58

Others receiving votes: Syracuse 47, Connecticut 39, UNLV 33, South Carolina 29, **Dayton 20**, George Washington 17, Pittsburgh 12, Saint Mary's 11, Iowa 7, Davidson 6, Georgetown 6, UCLA 5, California 4, Florida 3, Indiana 2, LSU 2, Colorado 1, Kansas State 1

MILLER HELPS BRING GOLD TO USA BASKETBALL FIBA U19 TEAM

- Archie Miller served as an assistant coach and helped the U.S. win its second-straight FIBA U19 World Championship gold medal with a 79-71 win over Croatia.
- Miller was added to the staff when the team's former head coach, Billy Donovan, was named the head coach of the Oklahoma City Thunder.
- Archie's brother Sean, who was previously an assistant coach for the team, was elevated to be the team's new head coach.

DAYTON EXTENDS & UPGRADES MILLER'S CONTRACT THROUGH 2022

- On March 26, 2015, the University of Dayton announced that head coach Archie Miller signed a contract extension through the 2021-22 season.
- Miller was a semifinalist for two national coach of the year awards.
- The 37-year-old Miller just completed his fourth year at Dayton, leading the Flyers to a 27-9 overall record and to the third round of the 2015 NCAA tournament.

THE GRIDIRON GANG

- Two Flyers, Joey Gruden and John Crosby, have close family members currently in the NFL.
- Gruden's father, Jay, is the head coach of the Washington Redskins. Joey is also the nephew of UD football legend and Super Bowl winning coach Jon Gruden.
- For Crosby, his first cousin on his father's side is St. Louis Rams wide receiver, Tavon Austin.
- A third Flyer, Bobby Wehrli, is a distant relative of St. Louis Cardinals great Roger Wehrli.

HANG TEN

- Dayton is enjoying a stretch of nine consecutive seasons winning 10 or more non-conference games.

HALF AND HALF

- In Archie Miller's career, this is UD's record at halftime: Leading at half: 73-12, Trailing at half: 17-34, Tied at half: 6-2

THIRD IS THE WORD

- Dayton has hit at least one 3-point shot in 227 straight games.

GETTING DEFENSIVE

- The Flyers are 28-1 when limiting opponents to 60 points or less in the last three seasons, including a 2-0 mark this year.

LIVE AT FIVE

- The Flyers went 20-0 last year when leading with five minutes left in regulation and is 6-0 this season.

BEST IN NCAA ATTENDANCE

- The Flyers finished the 2014-15 regular season averaging 12,726 fans per game, up from 12,316 last season.
- Dayton finished in the Top 30 in men's basketball attendance for the 17th straight season in 2013-14.
- This is the 17th consecutive year with an average attendance of 12,000 or more fans.
- Since UD Arena opened in 1969, Dayton has been in the NCAA's Top 35 in attendance every season.

CHARTING THE FLYERS

CAREER GAMES PLAYED

	Games	Starts	Cons.
Scoochie Smith	80	43	43
Kendall Pollard	79	34	34
Kyle Davis	78	43	43
Darrell Davis	43	0	0
Bobby Wehrli	39	0	0
Joey Gruden	8	0	0
Charles Cooke	7	7	7
Steve McElvene	7	7	7
Sam Miller	7	0	0
Ryan Mikesell	7	0	0
Xeryius Williams	7	0	0
John Crosby	6	0	0
William Dupuy	5	0	0
Jack Westerfield	1	0	0
Michael Schwieterman	1	0	0

DOUBLE-DIGIT SCORING GAMES

	Career	"15-16	Cons.
Kendall Pollard	30	5	5
Scoochie Smith	23	5	4
Kyle Davis	14	2	0
Darrell Davis	8	3	1
Charles Cooke	5	5	1
Steve McElvene	3	3	1
Ryan Mikesell	1	1	0

20-POINT SCORING GAMES

	Career	"15-16	Cons.
Kendall Pollard	5	0	0
Charles Cooke	3	3	1
Ryan Mikesell	1	1	0

DOUBLE-DIGIT REBOUNDING GAMES

	Career	"15-16	Cons.
Kendall Pollard	3	1	0
Steve McElvene	2	2	1

DOUBLE-DOUBLES

	Career	"15-16	Cons.
Steve McElvene	2	2	1
Kendall Pollard	1	0	0

2015-16 LINEUP RECORD

K. Davis, Pollard, Smith, Cooke, McElvene.....6-1

YEAR-BY-YEAR NON-CONFERENCE RECORDS

A look at the Dayton Flyers' non-conference records since joining the Atlantic 10 Conference.

Year	Record	Win %
1995-96	9-3	.750
1996-97	6-3	.667
1997-98	8-5	.615
1998-99	5-5	.500
1999-00	10-2	.833
2000-01	9-4	.692
2001-02	8-3	.727
2002-03	8-3	.727
2003-04	10-3	.769
2004-05	7-4	.636
2005-06	8-6	.571
2006-07	10-3	.769
2007-08	12-1	.923
2008-09	14-1	.933
2009-10	11-3	.785
2010-11	12-3	.800
2011-12	10-4	.846
2012-13	10-4	.714
2013-14	12-3	.800
2014-15	10-2	.833
2015-16	6-1	.857
Totals	195-66	.747



DON DONOHER NAMED TO THE NATIONAL COLLEGE BASKETBALL HALL OF FAME

The University of Dayton's all-time winningest men's basketball coach, Don Donoher, has been selected to join the National Collegiate Basketball Hall of Fame. He was inducted on Nov. 20, 2015.

Also part of the 2015 Hall of Fame Class were Rolando Blackmon (Kansas State), Quinn Buckner (Indiana), C. Felton "Zip" Gayles (Langston), John Havlicek (Ohio State), Lou Henson (Hardin-Simmons/New Mexico State/Illinois), Ed Ratleff (Long Beach State) and Charlie Scott (North Carolina).

Donoher's 437 wins in his 25 years as UD's head coach from 1964 to 1989 are nearly 100 more than his coach and mentor Tom Blackburn's 352.

Donoher led the Flyers to eight NCAA tournament appearances, and was the first coach to take his alma mater to the NCAA Division I championship game after appearing in the tournament as a player. (There are now three.)

He is one of 12 Hall of Famers whose entire college coaching careers were spent at their alma maters. The other 11 are: Jim Boeheim (Syracuse), Howard Cann (NYU), Doc Carlson (Pitt), Lou Carnesecca (St. John's), Bruce Drake (Oklahoma), Slats Gill (Oregon State), Guy Lewis (Houston), Arad McCutchan (Evansville), Jack Ramsay (Saint Joseph's), Stan Watts (BYU) and Fred Taylor (Ohio State).

In addition, he was an assistant coach on the last team made up entirely of college players that won the gold medal at the 1984 Summer Olympics in Los Angeles.

As a player, he was a three-year letterwinner and co-captain for legendary coach Tom Blackburn. UD's MVP as a senior, Donoher scored the game-winning basket in the Flyers' upset of #1-ranked Seton Hall.

He was inducted into the University of Dayton Athletic Hall of Fame in 1992 and was honored further by the University in 1998 when the Donoher Basketball Center was built adjacent to UD Arena.

AWESOME ADVOCARE ATTENDANCE

- The evening session crowd of 4,871 was an all time record in 10 years of the AdvoCare Invitational (former Orlando Classic and Old Spice Classic).
- The games featured Notre Dame vs. Monmouth and Iowa vs. Dayton. Dayton has an estimated 1,800-to-2,000 fans at the tournament.

100-PLUS SELLOUTS AT UD ARENA

- UD Arena has 106 sellouts in its 45-year history and four this season (Saint Louis, Richmond, St. Bonaventure and Rhode Island).
- The record for sellouts is eight in the Arena's first season (1969-70).

250 AND COUNTING

- Dayton's game versus George Mason on Feb. 25, 2015 marked the 250th consecutive UD regular season home game with an attendance of at least 11,000 fans. The Flyers now have 255 straight.
- Dayton drew 13,000-plus fans in seven of the last 11 home contests.

THE 99 PERCENT

- In the last 17 years, 99% of UD's home games have drawn at least 10,000 (493 of 496), including the last 293 regular season games.

THE MADNESS STARTS HERE

- UD Arena is the all-time leader with 109 NCAA Tournament games hosted.
- That is 26 more than the original home of the NCAA Tournament, Kansas City's Municipal Auditorium.
- Since the NCAA Tournament expanded to 64 teams in 1985, Dayton has hosted the event 20 times.
- The University of Dayton is riding a 15-year streak, including four years (2001, 2006, 2009, 2013) in which it hosted the tournament's opening round game(s) and the next two rounds.
- The 2015 NCAA First Four had a crowd of 12,592 on Wednesday, March 19, the most for a First Four game.

MUST SEE TV

- For the first time in school history, every Dayton regular season game will be televised during the 2015-16 campaign.
- The Flyers will play a school-record 21 contests on national television in 2015-16, matching last year's total.

DAYTON'S NBA LINEAGE CONTINUES

- Flyer alumni Brian Roberts (Charlotte Hornets) and Chris Johnson (Utah Jazz) currently represent Dayton during the 2015-16 NBA season.
- Roberts and Johnson are two of the 19 former Flyers who have played in the NBA.

DID YOU KNOW?

- UD won more games than any other school in both the 1950s and '60s. UD won 435 games between 1950 and 1969 and ranks among the top teams of the 1950s and 1960s in Division I history.
- The Flyers' .763 (228-71) winning percentage in the 1950s ranks fifth in the decade. Their .729 (207-77) winning percentage ranks eighth in the 1960s.

POWER PLAYERS

The University of Dayton loves playing against the Power Five conferences.

Dayton is 28-11 in the last nine years against programs from the ACC, Big 12, Big Ten, SEC and Pac 12 Conferences.

2015-16 (2-0)

W, vs. Alabama - 80-48
W, vs. Iowa - 82-77

2014-15 (4-2)

W, vs. Texas A&M - 55-53
W, vs. Boston College - 65-53
L, at Arkansas - 69-55
W, vs. Georgia Tech - 75-61
W, vs. Ole Miss - 78-74
L, vs. Oklahoma - 72-66

2013-14 (6-3)

W, at Georgia Tech - 82-72
L, vs. Baylor - 67-66
W, vs. California - 82-64
L, vs. USC - 79-76
W, at Mississippi - 83-80
W, vs. Ohio State - 60-59
W, vs. Syracuse - 55-53
W, vs. Stanford - 82-72
L, vs. Florida - 62-52

2012-13 (3-2)

L, vs. Colorado - 67-57
W, vs. Boston College - 87-71
W, vs. Auburn - 73-63
W, at Alabama - 81-76
L, at USC - 63-61

2011-12 (4-1)

W, vs. Wake Forest - 80-76
W, vs. Minnesota - 86-70
W, vs. Alabama - 74-62
W, vs. Mississippi - 62-50
L, at Iowa - 84-75

2010-11 (1-0)

W, at Mississippi - 78-71

2009-10 (4-1)

W, vs. Georgia Tech - 63-59
L, vs. Kansas State - 83-75
W, at Illinois - 77-71
W, vs. Mississippi - 68-63
W, vs. North Carolina - 79-69

2008-09 (2-1)

W, vs. Auburn - 60-59
W, vs. West Virginia - 68-60
L, vs. Kansas - 60-43

2007-08 (2-1)

W, at Louisville - 70-65
W, vs. Pittsburgh - 80-55
L, at Ohio State - 74-63



The Automated ScoreBook
Dayton Combined Team Statistics (as of Dec 05, 2015)
All games



RECORD:	OVERALL	HOME	AWAY	NEUTRAL
ALL GAMES	6-1	4-0	0-0	2-1
CONFERENCE	0-0	0-0	0-0	0-0
NON-CONFERENCE	6-1	4-0	0-0	2-1

#	Player	gp-gs	min	avg	Total		3-Point		F-Throw		Rebounds				Other				pts	avg		
					fg-fga	fg%	3fg-fga	3fg%	ft-fga	ft%	off	def	tot	avg	pf	dq	a	to			blk	stl
04	COOKE, Charles	7-7	211	30.1	34-73	.466	11-28	.393	33-44	.750	10	33	43	6.1	16	0	13	12	8	6	112	16.0
11	SMITH, Scoochie	7-7	220	31.4	28-51	.549	12-24	.500	21-29	.724	3	28	31	4.4	15	0	30	13	0	12	89	12.7
25	POLLARD, Kendall	7-7	177	25.3	29-60	.483	1-4	.250	16-35	.457	8	31	39	5.6	19	0	12	16	3	6	75	10.7
03	DAVIS, Kyle	7-7	157	22.4	17-36	.472	2-11	.182	16-21	.762	1	15	16	2.3	14	0	17	13	0	11	52	7.4
05	McELVENE, Steve	7-7	139	19.9	23-36	.639	0-0	.000	2-4	.500	17	38	55	7.9	22	1	3	15	13	1	48	6.9
01	DAVIS, Darrell	7-0	130	18.6	16-45	.356	7-29	.241	7-9	.778	1	17	18	2.6	13	0	9	9	0	1	46	6.6
33	MIKESSELL, Ryan	7-0	81	11.6	16-27	.593	9-18	.500	2-5	.400	7	7	14	2.0	10	0	6	4	2	1	43	6.1
20	WILLIAMS, Xeyrius	7-0	129	18.4	12-28	.429	0-5	.000	6-7	.857	9	16	25	3.6	12	0	4	3	6	10	30	4.3
02	MILLER, Sam	7-0	76	10.9	4-14	.286	2-10	.200	12-13	.923	5	8	13	1.9	21	3	3	8	1	0	22	3.1
22	WEHRLI, Bobby	7-0	37	5.3	4-8	.500	0-2	.000	2-4	.500	4	2	6	0.9	7	0	2	3	0	1	10	1.4
15	CROSBY, John	6-0	40	6.7	3-11	.273	0-1	.000	2-6	.333	0	2	2	0.3	5	0	6	9	0	1	8	1.3
24	SCHWIETERMAN, Mic	1-0	1	1.0	0-0	.000	0-0	.000	0-0	.000	0	0	0	0.0	1	0	0	0	0	0	0	0.0
23	WESTERFIELD, Jack	1-0	1	1.0	0-0	.000	0-0	.000	0-0	.000	0	0	0	0.0	0	0	0	0	0	0	0	0.0
44	GRUDEN, Joey	1-0	1	1.0	0-0	.000	0-0	.000	0-0	.000	0	1	1	1.0	0	0	0	0	0	0	0	0.0
Team											10	13	23					3				
Total.....		7	1400		186-389	.478	44-132	.333	119-177	.672	75	211	286	40.9	155	4	105	108	33	50	535	76.4
Opponents.....		7	1400		166-419	.396	63-161	.391	80-138	.580	75	168	243	34.7	151	-	99	92	23	40	475	67.9

TEAM STATISTICS	UD	OPP	Date	Opponent	Score	Att.
SCORING	535	475	11/13/15	SOUTHEAST MISSOURI STATE	w 84-53	13216
Points per game	76.4	67.9	11/17/15	ALABAMA	w 80-48	12118
Scoring margin	+8.6	-	11/21/15	WILLIAM & MARY	w 69-66	12796
FIELD GOALS-ATT	186-389	166-419	11/26/15	vs IOWA	w 82-77	4871
Field goal pct	.478	.396	11/27/15	vs MONMOUTH	w 73-70	4508
3 POINT FG-ATT	44-132	63-161	11/29/15	vs XAVIER	L 61-90	4633
3-point FG pct	.333	.391	12/5/15	NORTH FLORIDA	w 86-71	12383
3-pt FG made per game	6.3	9.0	* - Conference game			
FREE THROWS-ATT	119-177	80-138				
Free throw pct	.672	.580				
F-Throws made per game	17.0	11.4				
REBOUNDS	286	243				
Rebounds per game	40.9	34.7				
Rebounding margin	+6.1	-				
ASSISTS	105	99				
Assists per game	15.0	14.1				
TURNOVERS	108	92				
Turnovers per game	15.4	13.1				
Turnover margin	-2.3	-				
Assist/turnover ratio	1.0	1.1				
STEALS	50	40				
Steals per game	7.1	5.7				
BLOCKS	33	23				
Blocks per game	4.7	3.3				
ATTENDANCE	50513	14012				
Home games-Avg/Game	4-12628	0-0				
Neutral site-Avg/Game	-	3-4671				

Score by Periods	1st	2nd	Totals
Dayton	262	273	535
Opponents	219	256	475



The Automated ScoreBook
Dayton Combined Team Statistics (as of Dec 02, 2015)
AdvoCare Invite



RECORD:	OVERALL	HOME	AWAY	NEUTRAL
ALL GAMES	2-1	0-0	0-0	2-1
CONFERENCE	0-0	0-0	0-0	0-0
NON-CONFERENCE	2-1	0-0	0-0	2-1

#	Player	gp-gs	min	avg	Total		3-Point		F-Throw		Rebounds				a			pts	avg			
					fg-fga	fg%	3fg-fga	3fg%	ft-fta	ft%	off	def	tot	avg	pf	dq	to			blk	stl	
25	POLLARD, Kendall	3-3	84	28.0	16-29	.552	0-1	.000	11-22	.500	4	6	10	3.3	10	0	2	9	2	2	43	14.3
11	SMITH, Scoochie	3-3	102	34.0	12-22	.545	5-9	.556	14-20	.700	2	18	20	6.7	6	0	13	7	0	3	43	14.3
04	COOKE, Charles	3-3	93	31.0	14-29	.483	5-11	.455	9-11	.818	4	13	17	5.7	7	0	2	4	2	3	42	14.0
03	DAVIS, Kyle	3-3	74	24.7	10-18	.556	2-6	.333	11-13	.846	0	3	3	1.0	7	0	6	5	0	6	33	11.0
20	WILLIAMS, Xeyrius	3-0	61	20.3	8-19	.421	0-3	.000	1-1	1.000	5	5	10	3.3	8	0	0	3	1	6	17	5.7
33	MIKESELL, Ryan	3-0	25	8.3	4-10	.400	2-7	.286	0-0	.000	1	1	2	0.7	5	0	1	1	0	0	10	3.3
02	MILLER, Sam	3-0	35	11.7	1-7	.143	1-6	.167	6-7	.857	3	4	7	2.3	9	1	1	3	1	0	9	3.0
01	DAVIS, Darrell	3-0	51	17.0	2-13	.154	0-10	.000	2-2	1.000	0	6	6	2.0	5	0	2	3	0	0	6	2.0
15	CROSBY, John	3-0	16	5.3	2-4	.500	0-0	.000	1-2	.500	0	1	1	0.3	2	0	1	4	0	0	5	1.7
05	McELVENE, Steve	3-3	40	13.3	2-7	.286	0-0	.000	0-0	.000	2	11	13	4.3	12	1	0	6	2	0	4	1.3
22	WEHRLI, Bobby	3-0	19	6.3	1-4	.250	0-1	.000	2-3	.667	1	2	3	1.0	4	0	1	1	0	1	4	1.3
Team											5	10	15				1					
Total.....		3	600		72-162	.444	15-54	.278	57-81	.704	27	80	107	35.7	75	2	29	47	8	21	216	72.0
Opponents.....		3	600		80-180	.444	29-62	.468	48-72	.667	33	79	112	37.3	71	-	47	34	12	18	237	79.0

TEAM STATISTICS	UD	OPP	Date	Opponent	Score	Att.
SCORING	216	237	11/26/15	vs IOWA	w 82-77	4871
Points per game	72.0	79.0	11/27/15	vs MONMOUTH	w 73-70	4508
Scoring margin	-7.0	-	11/29/15	vs XAVIER	L 61-90	4633
FIELD GOALS-ATT	72-162	80-180	* - Conference game			
Field goal pct	.444	.444				
3 POINT FG-ATT	15-54	29-62				
3-point FG pct	.278	.468				
3-pt FG made per game	5.0	9.7				
FREE THROWS-ATT	57-81	48-72				
Free throw pct	.704	.667				
F-Throws made per game	19.0	16.0				
REBOUNDS	107	112				
Rebounds per game	35.7	37.3				
Rebounding margin	-1.7	-				
ASSISTS	29	47				
Assists per game	9.7	15.7				
TURNOVERS	47	34				
Turnovers per game	15.7	11.3				
Turnover margin	-4.3	-				
Assist/turnover ratio	0.6	1.4				
STEALS	21	18				
Steals per game	7.0	6.0				
BLOCKS	8	12				
Blocks per game	2.7	4.0				
ATTENDANCE	0	14012				
Home games-Avg/Game	0-0	0-0				
Neutral site-Avg/Game	-	3-4671				

Score by Periods	1st	2nd	Totals
Dayton	117	99	216
Opponents	114	123	237



The Automated ScoreBook
 Dayton Combined Team Statistics (as of Dec 05, 2015)
 Home games



RECORD:	OVERALL	HOME	AWAY	NEUTRAL
ALL GAMES	4-0	4-0	0-0	0-0
CONFERENCE	0-0	0-0	0-0	0-0
NON-CONFERENCE	4-0	4-0	0-0	0-0

#	Player	gp-gs	min	avg	Total		3-Point		F-Throw		Rebounds				pf	dq	a	to	blk	stl	pts	avg
					fg-fga	fg%	3fg-fga	3fg%	ft-fta	ft%	off	def	tot	avg								
04	COOKE, Charles	4-4	118	29.5	20-44	.455	6-17	.353	24-33	.727	6	20	26	6.5	9	0	11	8	6	3	70	17.5
11	SMITH, Scoochie	4-4	118	29.5	16-29	.552	7-15	.467	7-9	.778	1	10	11	2.8	9	0	17	6	0	9	46	11.5
05	McELVENE, Steve	4-4	99	24.8	21-29	.724	0-0	.000	2-4	.500	15	27	42	10.5	10	0	3	9	11	1	44	11.0
01	DAVIS, Darrell	4-0	79	19.8	14-32	.438	7-19	.368	5-7	.714	1	11	12	3.0	8	0	7	6	0	1	40	10.0
33	MIKESELL, Ryan	4-0	56	14.0	12-17	.706	7-11	.636	2-5	.400	6	6	12	3.0	5	0	5	3	2	1	33	8.3
25	POLLARD, Kendall	4-4	93	23.3	13-31	.419	1-3	.333	5-13	.385	4	25	29	7.3	9	0	10	7	1	4	32	8.0
03	DAVIS, Kyle	4-4	83	20.8	7-18	.389	0-5	.000	5-8	.625	1	12	13	3.3	7	0	11	8	0	5	19	4.8
02	MILLER, Sam	4-0	41	10.3	3-7	.429	1-4	.250	6-6	1.000	2	4	6	1.5	12	2	2	5	0	0	13	3.3
20	WILLIAMS, Xeyrius	4-0	68	17.0	4-9	.444	0-2	.000	5-6	.833	4	11	15	3.8	4	0	4	0	5	4	13	3.3
22	WEHRLI, Bobby	4-0	18	4.5	3-4	.750	0-1	.000	0-1	.000	3	0	3	0.8	3	0	1	2	0	0	6	1.5
15	CROSBY, John	3-0	24	8.0	1-7	.143	0-1	.000	1-4	.250	0	1	1	0.3	3	0	5	5	0	1	3	1.0
44	GRUDEN, Joey	1-0	1	1.0	0-0	.000	0-0	.000	0-0	.000	0	1	1	1.0	0	0	0	0	0	0	0	0.0
24	SCHWIETERMAN, Mic	1-0	1	1.0	0-0	.000	0-0	.000	0-0	.000	0	0	0	0.0	1	0	0	0	0	0	0	0.0
23	WESTERFIELD, Jack	1-0	1	1.0	0-0	.000	0-0	.000	0-0	.000	0	0	0	0.0	0	0	0	0	0	0	0	0.0
Team											5	3	8				2					
Total.....		4	800		114-227	.502	29-78	.372	62-96	.646	48	131	179	44.8	80	2	76	61	25	29	319	79.8
Opponents.....		4	800		86-239	.360	34-99	.343	32-66	.485	42	89	131	32.8	80	-	52	58	11	22	238	59.5

TEAM STATISTICS	UD	OPP
SCORING	319	238
Points per game	79.8	59.5
Scoring margin	+20.3	-
FIELD GOALS-ATT	114-227	86-239
Field goal pct	.502	.360
3 POINT FG-ATT	29-78	34-99
3-point FG pct	.372	.343
3-pt FG made per game	7.3	8.5
FREE THROWS-ATT	62-96	32-66
Free throw pct	.646	.485
F-Throws made per game	15.5	8.0
REBOUNDS	179	131
Rebounds per game	44.8	32.8
Rebounding margin	+12.0	-
ASSISTS	76	52
Assists per game	19.0	13.0
TURNOVERS	61	58
Turnovers per game	15.3	14.5
Turnover margin	-0.7	-
Assist/turnover ratio	1.2	0.9
STEALS	29	22
Steals per game	7.3	5.5
BLOCKS	25	11
Blocks per game	6.3	2.8
ATTENDANCE	50513	0
Home games-Avg/Game	4-12628	0-0
Neutral site-Avg/Game	-	0-0

Date	Opponent		Score	Att.
11/13/15	SOUTHEAST MISSOURI STATE	w	84-53	13216
11/17/15	ALABAMA	w	80-48	12118
11/21/15	WILLIAM & MARY	w	69-66	12796
12/5/15	NORTH FLORIDA	w	86-71	12383

* - Conference game

Score by Periods	1st	2nd	Totals
Dayton	145	174	319
Opponents	105	133	238



The Automated ScoreBook
Dayton Points-Rebounds-Assists (as of Dec 05, 2015)
All games



Opponent	Date	Score		01 DAVIS,DARR	02 MILLER,SAM	03 DAVIS,KYLE	04 COOKE,CHAR	05 MCELVENE,S	11 SMITH,SCOO	15 CROSBY,JOH
SOUTHEAST MISSOURI S	11/13/15	84-53	w	15-8-2	4-2-1	7-1-3	7-6-1	5-6-0	8-2-5	3-1-2
ALABAMA	11/17/15	80-48	w	10-2-2	7-2-1	3-7-2	21-7-3	13-11-1	15-1-3	0-0-2
WILLIAM & MARY	11/21/15	69-66	w	5-0-1	2-2-0	4-2-4	18-6-2	12-9-0	8-5-5	DNP
vs IOWA	11/26/15	82-77	w	0-1-0	0-1-0	16-2-1	22-4-0	4-6-0	11-5-7	2-0-0
vs MONMOUTH	11/27/15	73-70	w	4-3-1	2-3-0	12-0-3	15-9-1	0-5-0	19-8-3	0-1-1
vs XAVIER	11/29/15	61-90	L	2-2-1	7-3-1	5-1-2	5-4-1	0-2-0	13-7-3	3-0-0
NORTH FLORIDA	12/5/15	86-71	w	10-2-2	0-0-0	5-3-2	24-7-5	14-16-2	15-3-4	0-0-1

Opponent	Date	Score		20 WILLIAMS,X	22 WEHRLI,BOB	23 WESTERFIEL	24 SCHWIETERM	25 POLLARD,KE	33 MIKESELL,R	44 GRUDEN,JOE
SOUTHEAST MISSOURI S	11/13/15	84-53	w	2-2-2	4-2-1	0-0-0	0-0-0	8-10-2	21-8-4	0-1-0
ALABAMA	11/17/15	80-48	w	4-5-0	2-1-0	DNP	DNP	2-8-0	3-2-0	DNP
WILLIAM & MARY	11/21/15	69-66	w	4-5-2	0-0-0	DNP	DNP	11-6-0	5-2-1	DNP
vs IOWA	11/26/15	82-77	w	7-5-0	2-1-1	DNP	DNP	16-5-1	2-1-1	DNP
vs MONMOUTH	11/27/15	73-70	w	4-5-0	2-2-0	DNP	DNP	12-2-0	3-0-0	DNP
vs XAVIER	11/29/15	61-90	L	6-0-0	0-0-0	DNP	DNP	15-3-1	5-1-0	DNP
NORTH FLORIDA	12/5/15	86-71	w	3-3-0	0-0-0	DNP	DNP	11-5-8	4-0-0	DNP



Official Basketball Box Score -- Game Totals -- Final Statistics
Southeast Missouri State vs Dayton
 11/13/15 7:00 pm ET at University of Dayton Arena



Southeast Missouri State 53 • 0-1

#	Player	Total			3-Ptr			Rebounds			PF	TP	A	TO	Blk	Stl	Min
		FG-FGA	FG-FGA	FT-FTA	FG-FGA	FG-FGA	FT-FTA	Off	Def	Tot							
01	ANDERSON, Tony	f	2-6	0-3	0-2	5	1	6	1	4	0	2	0	1	1	26	
05	ANGUS III, Joel	f	2-5	0-0	2-4	1	2	3	3	6	1	2	0	1	18		
02	JONES, Isiah	g	3-9	0-4	0-1	1	2	3	4	6	2	1	0	1	23		
04	CLEVELAND, Antonius	g	3-13	0-3	0-2	0	4	4	5	6	1	2	2	0	19		
11	WALLACE, Marcus	g	5-9	1-3	1-5	5	2	7	4	12	2	3	0	1	27		
00	STEWART, Jaylin	g	1-4	0-2	0-0	0	4	4	2	2	0	0	0	0	11		
03	McGILL, Eric	g	1-9	1-4	1-3	1	2	3	1	4	1	1	0	1	30		
10	DOSIER, Robby	g	0-0	0-0	0-0	0	0	0	1	0	0	2	0	1	8		
21	GULLETT, Kyle	g	3-7	3-4	0-0	1	1	2	2	9	0	1	0	0	21		
33	JONES, J.T.	g	0-2	0-2	4-6	0	0	0	5	4	4	0	0	0	17		
	Team					2	2	4			1				200		
	Totals		20-64	5-25	8-23	16	20	36	28	53	11	15	2	6	200		

FG % 1st Half: 7-27 25.9% 2nd half: 13-37 35.1% Game: 20-64 31.3%
 3FG % 1st Half: 1-10 10.0% 2nd half: 4-15 26.7% Game: 5-25 20.0%
 FT % 1st Half: 1-7 14.3% 2nd half: 7-16 43.8% Game: 8-23 34.8%

Dayton 84 • 1-0

#	Player	Total			3-Ptr			Rebounds			PF	TP	A	TO	Blk	Stl	Min
		FG-FGA	FG-FGA	FT-FTA	FG-FGA	FG-FGA	FT-FTA	Off	Def	Tot							
25	POLLARD, Kendall	f	3-6	0-1	2-5	0	10	10	0	8	2	0	0	1	26		
05	McELVENE, Steve	c	2-4	0-0	1-2	2	4	6	4	5	0	2	3	0	19		
03	DAVIS, Kyle	g	2-4	0-1	3-3	0	1	1	4	7	3	1	0	0	15		
04	COOKE, Charles	g	2-9	1-5	2-6	2	4	6	4	7	1	1	2	0	21		
11	SMITH, Scoochie	g	2-3	0-1	4-4	0	2	2	3	8	5	2	0	4	21		
01	DAVIS, Darrell	g	4-8	2-6	5-7	1	7	8	2	15	2	3	0	0	23		
02	MILLER, Sam	g	1-2	0-0	2-2	1	1	2	2	4	1	2	0	0	16		
15	CROSBY, John	g	1-4	0-1	1-4	0	1	1	3	3	2	3	0	1	12		
20	WILLIAMS, Xeyrius	g	1-1	0-0	0-0	0	2	2	0	2	2	0	2	1	12		
22	WEHRLI, Bobby	g	2-2	0-0	0-0	2	0	2	1	4	1	2	0	0	6		
23	WESTERFIELD, Jack	g	0-0	0-0	0-0	0	0	0	0	0	0	0	0	0	1		
24	SCHWIETERMAN, Michael	g	0-0	0-0	0-0	0	0	0	0	0	0	0	0	0	1		
33	MIKESELL, Ryan	g	7-9	5-7	2-4	4	4	8	2	21	4	0	1	0	26		
44	GRUDEN, Joey	g	0-0	0-0	0-0	0	1	1	0	0	0	0	0	0	1		
	Team					1	2	3			1				200		
	Totals		27-52	8-22	22-37	13	39	52	26	84	23	17	8	7	200		

FG % 1st Half: 14-29 48.3% 2nd half: 13-23 56.5% Game: 27-52 51.9%
 3FG % 1st Half: 4-13 30.8% 2nd half: 4-9 44.4% Game: 8-22 36.4%
 FT % 1st Half: 14-20 70.0% 2nd half: 8-17 47.1% Game: 22-37 59.5%

Officials: Tony Crisp, Kevin Ferguson, Matt Lee
 Technical fouls: Southeast Missouri State-None. Dayton-None.
 Attendance: 13216

Score by periods	1st	2nd	Total
Southeast Missouri State	16	37	53
Dayton	46	38	84



Official Basketball Box Score -- Game Totals -- Final Statistics
Alabama vs Dayton
 11/17/15 1 p.m. ET at University of Dayton Arena



Alabama 48 • 1-1

#	Player	Total			3-Ptr			Rebounds			PF	TP	A	TO	Blk	Stl	Min
		FG-FGA	FG-FGA	FT-FTA	FG-FGA	FG-FGA	FT-FTA	Off	Def	Tot							
10	TAYLOR, Jimmie	f	1-4	0-0	1-2	2	2	4	4	3	0	4	1	0	16		
11	HALE, Shannon	f	1-7	0-1	0-0	0	3	3	1	2	0	6	0	1	20		
04	EDWARDS, Arthur	g	2-6	1-3	0-0	1	1	2	3	5	1	1	0	0	21		
12	INGRAM, Dazon	g	1-4	0-1	0-1	1	4	5	3	2	4	4	1	2	22		
32	OBASOZHAN, Retin	g	2-10	1-3	2-2	0	1	1	2	7	0	1	0	1	27		
01	NORRIS, Riley	g	3-6	1-2	2-2	3	0	3	2	9	1	0	0	1	23		
02	SCHAFFER, Lawson	g	0-1	0-1	0-0	0	0	0	0	0	0	0	0	0	2		
03	KESSENS, Michael	g	3-4	0-0	1-2	0	2	2	1	7	0	1	0	0	15		
05	COLEMAN, Justin	g	1-5	1-3	0-0	0	1	1	0	3	2	3	0	1	19		
23	AUSTIN, Brandon	g	1-6	1-6	0-0	0	1	1	1	3	0	0	0	0	14		
24	CLARK, Christian	g	0-0	0-0	0-0	1	0	1	1	0	0	0	0	0	1		
35	HALL, Donta	g	2-4	0-0	3-8	2	4	6	2	7	0	0	0	1	20		
	Team					1	4	5			1				200		
	Totals		17-57	5-20	9-17	11	23	34	20	48	8	20	3	7	200		

FG % 1st Half: 9-30 30.0% 2nd half: 8-27 29.6% Game: 17-57 29.8%
 3FG % 1st Half: 2-8 25.0% 2nd half: 3-12 25.0% Game: 5-20 25.0%
 FT % 1st Half: 4-6 66.7% 2nd half: 5-11 45.5% Game: 9-17 52.9%

Dayton 80 • 2-0

#	Player	Total			3-Ptr			Rebounds			PF	TP	A	TO	Blk	Stl	Min
		FG-FGA	FG-FGA	FT-FTA	FG-FGA	FG-FGA	FT-FTA	Off	Def	Tot							
25	POLLARD, Kendall	f	1-4	0-0	0-2	1	7	8	3	2	0	2	1	1	17		
05	McELVENE, Steve	c	6-9	0-0	1-2	4	7	11	2	13	1	1	2	1	23		
03	DAVIS, Kyle	g	1-5	0-1	1-3	1	6	7	2	3	2	3	0	3	22		
04	COOKE, Charles	g	6-9	2-3	7-7	2	5	7	1	21	3	3	2	1	29		
11	SMITH, Scoochie	g	5-10	3-6	2-2	0	1	1	2	15	3	1	0	4	28		
01	DAVIS, Darrell	g	4-10	2-5	0-0	0	2	2	2	10	2	3	0	0	22		
02	MILLER, Sam	g	2-4	1-3	2-2	1	1	2	5	7	1	1	0	0	15		
15	CROSBY, John	g	0-0	0-0	0-0	0	0	0	0	0	0	2	0	0	5		
20	WILLIAMS, Xeyrius	g	1-5	0-1	2-2	2	3	5	1	4	0	0	1	1	18		
22	WEHRLI, Bobby	g	1-1	0-0	0-1	1	0	1	2	2	0	0	0	0	6		
33	MIKESELL, Ryan	g	1-3	1-2	0-0	1	1	2	0	3	0	3	0	0	15		
	Team					1	0	1			1				200		
	Totals		28-60	9-21	15-21	14	33	47	20	80	14	18	6	11	200		

FG % 1st Half: 13-33 39.4% 2nd half: 15-27 55.6% Game: 28-60 46.7%
 3FG % 1st Half: 5-13 38.5% 2nd half: 4-8 50.0% Game: 9-21 42.9%
 FT % 1st Half: 9-9 100.0% 2nd half: 6-12 50.0% Game: 15-21 71.4%

Officials: Jamie Luckie, Tim Nestor, Joe Lindsay
 Technical fouls: Alabama-None. Dayton-None.
 Attendance: 12118

Score by periods	1st	2nd	Total
Alabama	24	24	48
Dayton	40	40	80



Official Basketball Box Score -- Game Totals -- Final Statistics
William & Mary vs Dayton
 11/21/15 2:00 pm ET at University of Dayton Arena



William & Mary 66 • 3-1

#	Player	Total			3-Ptr			Rebounds			PF	TP	A	TO	Blk	Stl	Min
		FG-FGA	FG-FGA	FT-FTA	FG-FGA	FG-FGA	FT-FTA	Off	Def	Tot							
04	PREWITT, Omar	f	3-11	1-2	3-4	0	4	4	2	10	3	4	0	1	30		
31	SHELDON, Sean	f	5-5	0-0	2-2	2	0	2	3	12	1	1	0	0	26		
00	DIXON, Daniel	g	9-16	6-10	0-2	0	4	4	24	1	1	1	1	33			
25	TARPEY, Terry	g	3-10	0-2	2-5	1	5	6	2	8	6	1	0	2	32		
34	COHN, David	g	0-3	0-0	2-2	0	2	2	0	2	1	2	0	0	20		
05	MALINOWSKI, Greg	g	2-7	2-5	0-0	2	4	6	0	6	0	1	0	1	21		
10	BURCHFIELD, Connor	g	0-1	0-1	0-0	0	1	1	0	0	1	0	0	0	4		
11	SCHLOTMAN, Michael	g	1-2	1-2	1-2	0	0	0	4	4	3	1	0	0	20		
50	SEACAT, Hunter	g	0-0	0-0	0-2	0	0	0	0	0	0	0	1	0	14		
	Team					3	2	5			1				200		
	Totals		23-55	10-22	10-19	8	22	30	15	66	16	12	2	5	200		

FG % 1st Half: 10-27 37.0% 2nd half: 13-28 46.4% Game: 23-55 41.8%
 3FG % 1st Half: 5-14 35.7% 2nd half: 5-8 62.5% Game: 10-22 45.5%
 FT % 1st Half: 5-6 83.3% 2nd half: 5-13 38.5% Game: 10-19 52.6%

Dayton 69 • 3-0

#	Player	Total			3-Ptr			Rebounds			PF	TP	A	TO	Blk	Stl	Min
		FG-FGA	FG-FGA	FT													

DAYTON MEN'S BASKETBALL GAME NOTES

#TRUETEAM



Official Basketball Box Score -- Game Totals -- Final Statistics
MONMOUTH vs Dayton
 11/27/15 9:30 p.m. at HP Field House (Lake Buena Vista, Fla.)



MONMOUTH 70 • 3-2

#	Player	Total		3-Ptr	Rebounds			PF	TP	A	TO	Blk	Stl	Min	
		FG-FGA	FG-FGA		FT-FTA	Off	Def								Tot
33	Tillman, Zac	c	0-1	0-0	2-2	1	3	4	2	2	0	0	0	12	
05	Jones, Deon	g	0-3	0-0	2-2	0	4	4	3	2	1	0	0	16	
10	Seaborn, Micah	g	4-12	2-5	2-4	0	4	4	0	12	4	1	0	30	
11	Hornbeak, Je'lon	g	0-1	0-0	0-0	0	3	3	5	0	3	1	0	20	
12	Robinson, Justin	g	7-15	5-7	9-10	0	4	4	1	28	2	4	0	35	
00	James, Josh	g	0-3	0-0	0-0	0	4	4	3	0	0	0	1	23	
01	Sarr, Pierre	g	0-0	0-0	1-2	1	3	4	2	1	0	0	0	3	
23	Tilghman, Austin	g	1-2	0-0	0-0	0	0	0	0	2	0	1	0	2	
30	Stewart, Collin	g	3-10	2-7	2-2	2	0	2	1	10	1	2	2	22	
32	Quinn, Diago	g	0-0	0-0	3-4	1	2	3	2	3	1	0	0	8	
43	Brady, Chris	g	5-8	0-0	0-1	2	1	3	3	10	0	0	2	17	
	Team					3	1	4							
	Totals		20-55	9-19	21-27	10	29	39	22	70	12	9	5	3	200

FG % 1st Half: 9-25 36.0% 2nd half: 11-30 36.7% Game: 20-55 36.4%
 3FG % 1st Half: 2-6 33.3% 2nd half: 7-13 53.8% Game: 9-19 47.4%
 FT % 1st Half: 12-16 75.0% 2nd half: 9-11 81.8% Game: 21-27 77.8%

Dayton 73 • 5-0

#	Player	Total		3-Ptr	Rebounds			PF	TP	A	TO	Blk	Stl	Min	
		FG-FGA	FG-FGA		FT-FTA	Off	Def								Tot
25	POLLARD, Kendall	f	6-11	0-0	0-2	2	0	2	4	12	0	2	0	19	
05	McELVENE, Steve	c	0-3	0-0	0-0	1	4	5	4	0	0	1	1	13	
03	DAVIS, Kyle	g	4-8	0-2	4-4	0	0	0	3	12	3	2	0	29	
04	COOKE, Charles	g	5-10	0-2	5-6	3	6	9	1	15	1	2	2	32	
11	SMITH, Scoochie	g	6-10	3-4	4-6	0	8	8	3	19	3	1	0	33	
01	DAVIS, Darrell	g	2-6	0-4	0-0	0	3	3	1	4	1	1	0	20	
12	MILLER, Sam	g	0-3	0-3	2-3	1	2	3	3	2	0	0	1	10	
15	CROSBY, John	g	0-0	0-0	0-0	0	1	1	2	0	1	0	0	4	
20	WILLIAMS, Xeyrius	g	2-6	0-0	0-0	2	3	5	2	4	0	0	1	25	
22	WEHRLI, Bobby	g	1-4	0-1	0-1	1	1	2	2	2	0	0	1	11	
33	MIKESELL, Ryan	g	1-2	1-2	0-0	0	0	0	1	3	0	0	0	4	
	Team					3	1	4							
	Totals		27-63	4-18	15-22	13	29	42	26	73	9	9	5	7	200

FG % 1st Half: 12-30 40.0% 2nd half: 15-33 45.5% Game: 27-63 42.9%
 3FG % 1st Half: 3-11 27.3% 2nd half: 1-7 14.3% Game: 4-18 22.2%
 FT % 1st Half: 10-14 71.4% 2nd half: 5-8 62.5% Game: 15-22 68.2%

Officials: Ramie Styons, Mark Schnur, Jose Carrion
 Technical fouls: MONMOUTH-None. Dayton-None.
 Attendance: 4508
 AdvoCare Invitational Game Eight

Score by periods	1st	2nd	Total
MONMOUTH	32	38	70
Dayton	37	36	73



Official Basketball Box Score -- Game Totals -- Final Statistics
XAVIER vs Dayton
 11/29/15 4:30 p.m. at HP Field House (Lake Buena Vista, Fla.)



XAVIER 90 • 7-0

#	Player	Total		3-Ptr	Rebounds			PF	TP	A	TO	Blk	Stl	Min	
		FG-FGA	FG-FGA		FT-FTA	Off	Def								Tot
01	REYNOLDS, Jalen	f	4-8	0-0	3-4	3	2	5	4	11	1	0	0	15	
04	SUMNER, Edmond	g	5-8	2-3	2-3	0	3	3	4	14	3	3	0	24	
05	BLUIETT, Trevon	g	5-11	2-7	0-4	1	4	5	2	12	2	2	0	29	
10	ABELL, Remy	g	4-8	1-2	2-2	1	1	2	2	11	2	2	0	26	
15	DAVIS, Myles	g	5-8	2-4	0-0	2	4	6	2	12	3	3	0	24	
00	AUSTIN JR., Larry	g	0-1	0-0	0-0	0	2	2	0	2	0	1	0	14	
02	FARR, James	g	4-7	0-0	0-2	3	4	7	5	8	0	3	1	17	
03	BURGESS, Ashanti	g	0-0	0-0	0-0	0	0	0	0	0	0	0	0	1	
13	LONDON, Makinde	g	0-1	0-0	0-0	1	0	1	2	0	2	0	0	5	
20	BERGEN, Alex	g	0-0	0-0	0-0	0	0	0	0	1	0	0	0	2	
21	STAINBROOK, Tim	g	0-0	0-0	0-0	0	0	0	0	0	0	0	0	2	
22	GATES, Kaiser	g	0-0	0-0	2-2	1	0	1	0	2	0	0	0	3	
32	COKER, Kevin	g	0-0	0-0	0-0	0	0	0	0	0	0	0	0	1	
54	OMARA, Sean	g	3-5	0-0	3-4	1	4	5	1	9	0	0	1	13	
55	MACURA, J.P.	g	3-6	1-3	4-7	0	1	1	2	11	1	1	0	24	
	Team					0	2	2							
	Totals		33-63	8-19	16-28	13	27	40	27	90	16	13	4	9	200

FG % 1st Half: 16-33 48.5% 2nd half: 17-30 56.7% Game: 33-63 52.4%
 3FG % 1st Half: 5-12 41.7% 2nd half: 3-7 42.9% Game: 8-19 42.1%
 FT % 1st Half: 6-12 50.0% 2nd half: 10-16 62.5% Game: 16-28 57.1%

Dayton 61 • 5-1

#	Player	Total		3-Ptr	Rebounds			PF	TP	A	TO	Blk	Stl	Min	
		FG-FGA	FG-FGA		FT-FTA	Off	Def								Tot
25	POLLARD, Kendall	f	4-7	0-1	7-14	0	3	3	4	15	1	5	1	30	
05	McELVENE, Steve	c	0-1	0-0	0-0	0	2	2	5	0	0	1	1	0	6
03	DAVIS, Kyle	g	2-4	0-0	1-2	0	1	1	1	5	2	3	0	3	20
04	COOKE, Charles	g	2-7	1-3	0-0	1	3	4	2	5	1	1	0	30	
11	SMITH, Scoochie	g	3-4	1-1	6-8	0	7	7	2	13	3	4	0	33	
01	DAVIS, Darrell	g	0-4	0-4	2-2	0	2	2	1	2	1	2	0	18	
12	MILLER, Sam	g	1-4	1-3	4-4	1	2	3	5	7	1	2	0	22	
15	CROSBY, John	g	1-3	0-0	1-2	0	0	0	0	3	0	2	0	8	
20	WILLIAMS, Xeyrius	g	3-5	0-1	0-0	0	0	0	4	6	0	1	0	18	
22	WEHRLI, Bobby	g	0-0	0-0	0-0	0	0	0	0	2	0	0	0	4	
33	MIKESELL, Ryan	g	2-5	1-3	0-0	1	0	1	2	5	0	0	0	11	
	Team					1	2	3							
	Totals		18-44	4-16	21-32	4	22	26	28	61	9	22	2	7	200

FG % 1st Half: 10-20 50.0% 2nd half: 8-24 33.3% Game: 18-44 40.9%
 3FG % 1st Half: 3-5 60.0% 2nd half: 1-11 9.1% Game: 4-16 25.0%
 FT % 1st Half: 12-20 60.0% 2nd half: 9-12 75.0% Game: 21-32 65.6%

Officials: Karl Hess, Ted Valentine, Bryan Kersey
 Technical fouls: XAVIER-None. Dayton-None.
 Attendance: 4633
 AdvoCare Invitational Championship Game

Score by periods	1st	2nd	Total
XAVIER	43	47	90
Dayton	35	26	61



Official Basketball Box Score -- Game Totals -- Final Statistics
North Florida vs Dayton
 12/5/15 2 pm ET at University of Dayton Arena



North Florida 71 • 6-4

#	Player	Total		3-Ptr	Rebounds			PF	TP	A	TO	Blk	Stl	Min	
		FG-FGA	FG-FGA		FT-FTA	Off	Def								Tot
32	BEECH, Beau	f	6-13	6-8	0-0	1	3	4	3	18	3	2	1	1	38
35	DAVENPORT, Chris	f	5-9	2-5	0-0	0	5	5	5	12	2	3	3	0	24
11	MACKEY, Trent	g	1-7	1-5	2-2	0	2	2	2	5	1	1	0	2	37
14	MOORE, Dallas	g	7-17	1-5	0-0	1	6	7	2	15	6	2	0	1	36
23	MALONGA, Nick	g	2-3	1-1	0-0	1	0	1	1	5	0	1	0	0	13
01	ODUM, Karlos	g	0-1	0-0	0-0	0	1	1	0	0	0	1	0	0	4
12	BODAGER, Aaron	g	2-4	1-2	3-4	0	2	2	1	8	4	0	0	0	28
32	DANIELS, Demarcus	g	3-9	2-6	0-1	1	5	6	3	8	1	0	0	0	20
	Team					3	0	3			1				
	Totals		26-63	14-32	5-7	7	24	31	17	71	17	11	4	4	200

FG % 1st Half: 13-28 46.4% 2nd half: 13-35 37.1% Game: 26-63 41.3%
 3FG % 1st Half: 9-16 56.3% 2nd half: 5-16 31.3% Game: 14-32 43.8%
 FT % 1st Half: 0-1 0.0% 2nd half: 5-6 83.3% Game: 5-7 71.4%

Dayton 86 • 6-1

#	Player	Total		3-Ptr	Rebounds			PF	TP	A	TO	Blk	Stl	Min	
		FG-FGA	FG-FGA		FT-FTA	Off	Def								Tot
25	POLLARD, Kendall	f	5-13	0-0	1-2	1	4	5	2	11	8	1	0	1	31
05	McELVENE, Steve	c	7-8	0-0	0-0	6	10	16	3	14	2	3	4	0	28
03	DAVIS, Kyle	g	2-3	0-1	1-2	0	3	3	0	5	2	3	0	0	27
04	COOKE, Charles	g	8-15	0-3	8-12	0	7	7	2	24	5	1	2	1	32
11	SMITH, Scoochie	g	5-8	4-5	1-2	0	3	3	1	15	4	0	0	0	33
01	DAVIS, Darrell	g	4-8	2-5	0-0	0	2	2	3	10	2	0	0	1	17
02	MILLER, Sam	g	0-0	0-0	0-0	0	0	0	0	0	0	0	0	0	2
15	CROSBY, John	g	0-3	0-0	0-0	0	0	0	0	0	1	2	0	0	7
20	WILLIAMS, Xeyrius	g	1-1	0-0	1-2	1	2	3	2	3	0	0	1	1	16
22	WEHRLI, Bobby	g	0-1	0-1	0-0	0	0	0	0	0	0	0	0	0	3
33	MIKESELL, Ryan	g	2-2	0-0	0-0	0	0	0	2	4	0	0	0	0	4
	Team					2	0	2							
	Totals		34-62	6-15	12-20	10	31	41	15	86	24	10	7	4	200

FG % 1st Half: 16-34 47.1% 2nd half: 18-28 64.3% Game: 34-62 54.8%
 3FG % 1st Half: 1-6 16.7% 2nd half: 5-9 55.6% Game: 6-15 40.0%

THE LAST TIME...

A FLYER SCORED 50 POINTS IN A GAME
Donald Smith scored 52 @ Loyola (2/3/73)

A FLYER SCORED 40 POINTS IN A GAME
Negele Knight scored 42 @ Detroit Mercy (2/24/90)

A FLYER SCORED 30 POINTS IN A GAME
Chris Wright scored 30 points vs. Western Carolina
(12/18/10)

A FLYER SCORED 25 POINTS IN A GAME
Kendall Pollard scored 26 points vs. St. Bonaventure
(3/13/15)

A FLYER GRABBED 25 REBOUNDS IN A GAME
George Jackson grabbed 25 vs. Tampa (2/24/71)

A FLYER GRABBED 20 REBOUNDS IN A GAME
Chris Johnson grabbed 20 rebounds vs. Duquesne (1/9/10)

A FLYER GRABBED 15 REBOUNDS IN A GAME
Steve McElvene grabbed 16 rebounds vs. North Florida
(12/5/15)

A FLYER RECORDED A DOUBLE-DOUBLE
Steve McElvene tallied 14 points and 16 rebounds vs. North
Florida (12/7/15)

A FLYER SCORED 20 POINTS AND GRABBED 20 REBOUNDS
IN A GAME
Chris Johnson scored 26 points and grabbed 20 rebounds
vs. Duquesne (1/9/10)

A FLYER HAD 10 ASSISTS IN A GAME
Kevin Dillard had 10 assists vs. UAB (1/5/13)

A FLYER WAS 10-10 FROM THE FIELD IN A GAME
Mike Kanieski was 10-10 vs. Hofstra (12/29/81)

A FLYER WAS 10-10 FROM THE LINE IN A GAME
Brian Roberts was 12-12 vs. Loyola, MD (12/22/07)

A FLYER WAS 15-15 FROM THE LINE IN A GAME
Edwin Young was 18-18 vs. Northeastern Louisiana
(12/18/97)

THE LAST TIME...

THE FLYERS WON BY 30 POINTS
Dayton beat Alabama, 80-48 (11/17/15)

THE FLYERS WON BY 40 POINTS
Dayton beat UIC, 75-34 (11/29/14)

THE FLYERS WON BY 50 POINTS
Dayton beat Prairie View 110-52, (12/29/97)

THE FLYERS LOST BY 30 POINTS
Cincinnati beat Dayton, 68-34 (11/27/10)

THE FLYERS LOST BY 40 POINTS
Cincinnati beat Dayton, 116-63 (2/12/95)

THE FLYERS LOST BY 50 POINTS
Cincinnati beat Dayton, 116-63 (2/12/95)

THE FLYERS SCORED 100 POINTS AND LOST
Southern beat Dayton, 116-112 (12/15/90)

THE FLYERS SHOT 70 PERCENT FROM THE FIELD
Dayton shot .775 (31-40) vs. Southern (3/1/86)

THE FLYERS SHOT 65 PERCENT FROM THE FIELD
Dayton shot .661 (41-62) vs. Xavier (3/3/90)

THE FLYERS SHOT 100 PERCENT FROM THE LINE
(Minimum 10 FTA)
Dayton shot 1.000 (11-11) vs. Charlotte (1/07/06)

THE FLYERS SHOT LOWER THAN 30 PERCENT FROM THE
FIELD
Dayton shot .246 (15-57) at Saint Louis (2/4/12)

THE FLYERS SHOT LOWER THAN 25 PERCENT FROM THE
FIELD
Dayton shot .246 (15-57) at Saint Louis (2/4/12)

THE FLYERS MADE NO 3'S IN A GAME
Dayton went 0-11 at Saint Louis (1/22/09)

LAST TIME UD SCORED 80+ POINTS
Dayton 86, North Florida 71 (12/5/15)

LAST TIME UD ALLOWED 80+ POINTS
Duquesne 83, Dayton 73 (2/21/15)







LAST TIME UD SCORED 90+ POINTS
Dayton 101, Fordham 77 (2/1/15)

LAST TIME UD ALLOWED 90+ POINTS
Xavier 90, Dayton 61 (11/29/15)






THE FLYERS SCORED 100 POINTS IN A GAME
Dayton beat Fordham, 101-77 (2/1/15)

THE FLYERS ALLOWED 100 POINTS IN A GAME
George Washington beat Dayton, 100-90 (3/4/99)

PLAYER NOTES

<p>#1 - DARRELL DAVIS • 6-4 / Sophomore / Guard / Detroit, MI</p> <ul style="list-style-type: none"> • He opened the 2015-16 season with 15 points and eight rebounds versus Southeast Missouri. • Scored 10 points off the bench against Alabama. • Davis scored 17 points in his freshman opener against Alabama A&M. • Davis made a UD-record 10 straight three-pointers over three games last December. • Scored 15 points on 5-of-7 shooting from 3-point range against Oklahoma in the NCAA Third Round. • Davis was named the AP Class B Player of the Year, Class B All-State, and finished 5th in Mr. Basketball for Michigan. 	
<p>#2 - SAM MILLER • 6-9 / Freshman / Forward / Arlington, VA</p> <ul style="list-style-type: none"> • Added seven points and five rebounds against Alabama. • First Team All-Conference in high school. • Averaged 13.9 points, 8.0 rebounds, 2.2 blocks, and 2.0 assists, and 1.5 steals (2015) • Led team to a Washington Catholic Athletic Conference (WCAC) championship • WCAC is regarded as one of the most competitive prep basketball leagues in the nation 	
<p>#3 - KYLE DAVIS • 6-0 / Junior / Guard / Chicago, IL</p> <ul style="list-style-type: none"> • Voted a 2015-16 team captain. • Scored 16 points thanks to 6-of-7 shooting at the free throw line versus Iowa. • Added 12 points and two steals versus Monmouth. • Recorded 17 points, five rebounds and four assists versus Duquesne in 2014-15. • Added 13 points, including a go-ahead three pointer in overtime, at George Washington. • Both Rivals and Scout.com rated him a "four-star" recruit, and Rivals considered him the 114th best player and 26th best point guard in the nation in the class of 2013. • Davis is a two-time winner of Dayton's Best Defender Award. 	
<p>#4 - CHARLES COOKE • 6-4 / RS-Junior / Guard / Trenton, NJ</p> <ul style="list-style-type: none"> • Broke out on national television with 21 points and seven rebounds versus Alabama. • Led Dayton with 18 points (all in the second half) against William & Mary. • Led all scorers with 22 points and had the go-ahead and win-clinching free throws in the final minute versus Iowa. • Added 24 points and seven rebounds to lead Dayton against North Florida. • Just shy of a double-double after tallying 15 points and nine boards versus Monmouth. • Sat out the 2014-15 season due to NCAA transfer rules. Transfer from James Madison. • Third Team All-Colonial Athletic Association after averaging 14.3 points per game. 	
<p>#5 - STEVE MCELVENE • 6-10 / RS-Freshman / Center / Fort Wayne, IN</p> <ul style="list-style-type: none"> • Registered his first career double-double with 13 points and 11 rebounds versus Alabama. • Added 12 points and nine rebounds against William & Mary. • Had a double-double with 14 points and 16 rebounds versus North Florida. • Practiced during the 2014-15 season, but was not able to play after being ruled as a partial qualifier by the NCAA. • He will begin his four years of eligibility at the start of the 2015-16 season. • ESPN.com rated McElvene as the 40th best center and the ninth-best player in the state of Indiana for the class of 2014. 	
<p>#11 - SCOOCHIE SMITH • 6-2 / Junior / Guard / New York, NY</p> <ul style="list-style-type: none"> • Voted a 2015-16 team captain. • Named to the 2015 AdvoCare All-Tournament Team. Led UD in scoring (14.3), rebounding (6.7), assists (4.3) and 3-pt. FG% (.556, 5-9) during the tournament. • Led UD with 19 points and eight rebounds versus Monmouth. • Had 15 points and four steals versus Alabama. • Tallied 11 points and seven assists in the win over Iowa. • A native of the Bronx, Smith was ranked the 106th prospect in the nation by Rivals. ESPN ranked Smith as the 5th best player out of the state of New York, class of 2013. 	

PLAYER NOTES

<p>#15 - JOHN CROSBY • 6-2 / Freshman / Guard / Baltimore, MD</p> <ul style="list-style-type: none"> • Averaged 13.3 points, 4.3 rebounds, and 3.6 assists per game at the New Hampton School and averaged nearly a triple-double at Baltimore Polytechnic Institute as a senior in 2013-14. • Gnerre Basketball Award winner (given annually to the player who best exemplifies the competitive spirit and class on and off the court) • St. Louis Rams' wide receiver Tavon Austin is his first cousin. 	
<p>#20 - XEYRIUS WILLIAMS • 6-8 / Freshman / Forward / Springfield, OH</p> <ul style="list-style-type: none"> • Played a career-high 22 minutes (13 in the second half) in the William & Mary win, totaling four points, five rebounds and two assists against zero turnovers. • Had seven points, five rebounds and three steals versus Iowa. • Part of Wayne High School's team that won the 2015 Ohio Division I state championship • Named to Ohio Division I All-Tournament team • Two-time Wayne co-MVP • Averaged 11.8 points and 9.9 rebounds a game as a senior 	
<p>#22 - BOBBY WEHRLI • 6-6 / Senior / Forward / Naperville, IL</p> <ul style="list-style-type: none"> • Wehrli was awarded a scholarship after serving as a walk on his first two and a half years at Dayton. • Scored nine points and hit three shots from beyond the arc against St. Bonaventure. Came into the SBU game with nine points on the season in 2014-15. • Registered five rebounds versus Boise State in the NCAA First Four. • A walk on who played in three games in 2013-14. • In high school, Wehrli averaged 8.6 points, 7.1 rebounds and 2.7 assists a game during his senior year at Benet Academy. 	
<p>#25 - KENDALL POLLARD • 6-6 / Junior / Forward / Chicago, IL</p> <ul style="list-style-type: none"> • Voted a 2015-16 team captain. • Shot 6-of-11 from the floor to finish with 16 points against Iowa. • Had a career-high eight assists to go with 11 points versus North Florida. • Led Dayton with 17 points and six rebounds versus Boise State in the NCAA First Four. • Named to the 2015 A-10 All-Tournament Team after Dayton with 16.0 points per game. • Scored a career-high 26 points versus St. Bonaventure in the A-10 Quarterfinals. • Scored 22 points and had the No. 3 spot with a block on ESPN SportsCenter's Top Plays. • A member of the 2011, 2012 and 2013 Illinois 4A State Championship teams at Simeon Career Academy. He was a high school teammate of current NBA player Jabari Parker. 	
<p>#33 - RYAN MIKESELL • 6-7 / Freshman / Forward / St. Henry, OH</p> <ul style="list-style-type: none"> • In his first career game, he led all scorers with 21 points against Southeast Missouri. • Earned the Atlantic 10's Rookie of the Week award on Nov. 16 after he recorded 21 points and eight rebounds against Southeast Missouri. • First Team All-State selection in 2015 • District Player of the Year in 2015 • Averaged 22.2 points, 11.2 rebounds, 3.6 assists, and 3.4 blocks in high school. 	



1 DARRELL DAVIS

Sophomore • G • 6-4 • 168 • Detroit, Mich. / Frederick Douglass

2015-16 Season High

Points	15, SEMO (11/13/15)
Rebounds	8, SEMO (11/13/15)
Assists	2, SEMO (11/13/15); Alabama (11/17/15); North Florida (12/5/15)
Steals	1, North Florida (12/5/15)
Blocks	N/A
FG's Made	4, SEMO (11/13/15); North Florida (12/5/15)
FT's Made	5, SEMO (11/13/15)
Minutes	23, SEMO (11/13/15)

TRACKING DARRELL IN 2015-16

- Opened the year with 15 points and eight rebounds against Southeast Missouri.
- Scored 10 points versus Alabama.
- Had five points and an assist versus William & Mary.
- Corralled a rebound versus Iowa.
- Registered four points, three rebounds and an assist versus Monmouth.
- Had two points and two rebounds versus No. 23 Xavier.
- Scored 10 points and had two rebounds and two assists versus North Florida.

2014-15

- Played in all 36 games during his freshman season, averaging 4.8 points per game.
- Led the Atlantic 10 in three-point shooting.
- Shot 45.2% from beyond the arc, converting 47-of-104 three-pointers.
- Scored a career-high 19 points versus Boston on 6-of-7 shooting from the field and a perfect 5-of-5 from beyond the arc.
- Recorded 15 points on 5-of-7 shooting from beyond the three-point line against Oklahoma in the NCAA Tournament Third Round.
- Earned the team's Thomas M. Luppe Award, which is awarded to the first-year player on the team who best demonstrates the courage, desire and integrity of former Flyer freshman Tom Luppe.
- In games in which Davis made at least two 3-pointers, the Flyers went 10-2 as a team.

HIGH SCHOOL

- Davis is a 6-4, 168 lbs. combo-guard from Frederick Douglass High School in Detroit, MI.
- Davis was the Flyers' first commitment for the class of 2014 for UD head coach Archie Miller
- He was ranked 112 overall for the class of 2014 by Rivals.com and is ranked as the 24th best shooting guard and 5th best player in Michigan for his class by ESPN.com.

Career High

Points	19, Boston (12/20/14)
Rebounds	8, SEMO (11/13/15)
Assists	3, St. Bonaventure (2/14/15)
Steals	2, at St. Bonaventure (1/8/15); St. Bonaventure (2/14/15); George Mason (2/25/15); vs Rhode Island (3/14/15)
Blocks	1, vs. UConn (11/21/14); Saint Louis (1/17/15); Richmond (1/24/15)
FG's Made	6, Boston U. (12/20/14)
FT's Made	6, Alabama A&M (11/14/14)
Minutes	28, Alabama A&M (11/14/14); at VCU (2/28/15)

Career Statistics

Season	gp-gs	min/avg	Total		3-Point		F-Throws		Rebounds				Scoring							
			fg-fga	pct	fg-fga	pct	ft-fta	pct	off	def	tot	avg	pf	fo	ast	to	blk	stl	pts	avg
1415-16	36-0	673/18.7	54-141	.383	47-104	.452	17-23	.739	3	56	59	1.6	55	0	23	25	3	14	172	4.8
1516-17	7-0	130/18.6	16-45	.356	7-29	.241	7-9	.778	1	17	18	2.6	13	0	9	9	0	1	46	6.6
TOTAL	43-0	803/18.7	70-186	.376	54-133	.406	24-32	.750	4	73	77	1.8	68	0	32	34	3	15	218	5.1



2 SAM MILLER

Freshman • F • 6' 9" • 244 lbs • Arlington, Va./Gonzaga College HS

2015-16 Season High

Points	7, Alabama (11/17/15); vs Xavier (11/29/15)
Rebounds	5, Alabama (11/17/15)
Assists	1, SEMO (11/13/15); Alabama (11/17/15); vs Xavier (11/29/15)
Steals	N/A
Blocks	1, vs Monmouth (11/27/15)
FG's Made	2, Alabama (11/17/15)
FT's Made	4, vs Xavier (11/29/15)
Minutes	22, vs Xavier (11/29/15)

TRACKING SAM IN 2015-16

- Had four points and two rebounds to open his career against Southeast Missouri.
- Registered seven points and five rebounds versus Alabama.
- Tallied two points and two rebounds versus William & Mary.
- Had an offensive rebound versus Iowa.
- Talled two points, three rebounds and a block against Monmouth.
- Added seven points and three rebounds against No. 23 Xavier.
- Played two minutes versus North Florida.

HIGH SCHOOL

- First Team All-Conference
- Averaged 13.9 points, 8.0 rebounds, 2.2 blocks, and 2.0 assists, and 1.5 steals (2015)
- Led team to a Washington Catholic Athletic Conference (WCAC) championship
- WCAC is regarded as one of the most competitive prep basketball leagues in the nation
- 2014-15 2nd Team All-MET
- 2015 2bd Team All-DCSAA
- 2013-14 Honorable Mention All-WCAC

Career High

Points	7, Alabama (11/17/15); vs Xavier (11/29/15)
Rebounds	5, Alabama (11/17/15)
Assists	1, SEMO (11/13/15); Alabama (11/17/15); vs Xavier (11/29/15)
Steals	N/A
Blocks	1, vs Monmouth (11/27/15)
FG's Made	2, Alabama (11/17/15)
FT's Made	4, vs Xavier (11/29/15)
Minutes	22, vs Xavier (11/29/15)

Dayton Career Statistics

Season	gp-gs	min/avg	Total		3-Point		F-Throws		Rebounds				Scoring							
			fg-fga	pct	fg-fga	pct	ft-fta	pct	off	def	tot	avg	pf	fo	ast	to	blk	stl	pts	avg
1516-17	7-0	76/10.9	4-14	.286	2-10	.200	12-13	.923	5	8	13	1.9	21	3	3	8	1	0	22	3.1
TOTAL	7-0	76/10.9	4-14	.286	2-10	.200	12-13	.923	5	8	13	1.9	21	3	3	8	1	0	22	3.1



3 KYLE DAVIS

Junior • G • 6-0 • 165 • Chicago, Ill. / Morgan Park

2015-16 Season High

Points	16, vs Iowa (11/26/15)
Rebounds	7, Alabama (11/17/15)
Assists	4, William & Mary (11/21/15)
Steals	3, Alabama (11/17/15); vs Xavier (11/29/15)
Blocks	N/A
FG's Made	4, vs Iowa (11/26/15)
FT's Made	6, vs Iowa (11/26/15)
Minutes	29, vs Monmouth (11/27/15)

TRACKING KYLE IN 2015-16

- Had seven points and three assists in the home opener against Southeast Missouri.
- Added three steals to go with seven rebounds versus Alabama.
- Made a huge defensive steal and transition layup against William & Mary to give Dayton the lead for good inside the final minutes. Finished with four points and four assists.
- Scored 16 points while shooting 4-of-6 from the floor and 6-of-7 at the free throw line versus Iowa.
- Added 12 points on 4-of-8 shooting from the field versus Monmouth.
- Recorded five points and three steals versus No. 23 Xavier.
- Had five points and three rebounds assists against North Florida.

2014-15

- Started all 36 games for the Flyers during the 2014-15 season.
- Earned the team's Best Defender Award for the second consecutive season.
- Forced the Big East's Player of the Year, Kris Dunn, of Providence into 4-of-13 shooting and seven turnovers in the Second Round of the NCAA Tournament.
- Ranked second on the Flyers in both steals (53) and blocks (17) while scoring a total of 255 points (7.1 ppg) and dishing out 88 assists (2.4 apg).
- Held Boston College Wooden Award nominee Olivier Hanlan to 10 points (0-9 from three) in the Puerto Rico Tip-Off, Ole Miss marksman Stefan Moody to 2-for-11 from the field and six points, and Richmond's Kendall Anthony to just nine points, half his scoring average in league play.
- One of three co-captains for the 2015-16 season.

2013-14

- Davis played in 35 games during his freshman season with totals of 239 minutes played (6.8 mpg), 70 points (2.0 ppg), 20 assists (0.6 apg) and 17 steals (0.5 spg).
- Davis was the team's best defensive player as he earned the Team's Best Defender Award.
- Davis found himself on SportsCenter's Top 10 plays twice this season as he found Jordan Sibert for the game-winner against IPFW in his collegiate debut and he had a highlight reel dunk against Cal.
- Versus Cal in the Maui Invitational Third Place game, Davis scored a career-high 12 points on 4-of-6 shooting from the field and swiped two steals.

Career High

Points	17, Duquesne (1/3/15)
Rebounds	9, vs Providence (3/20/15)
Assists	7, Fordham (2/1/15); Alabama (11/17/15)
Steals	5, vs Providence (3/20/15)
Blocks	2, UIC (11/29/14); Richmond (1/24/15); at UMass (1/29/15)
FG's Made	6, Duquesne (1/3/15)
FT's Made	8, Fordham (2/1/15)
Minutes	39, Richmond (1/24/15)

HIGH SCHOOL

- Davis became the first recruit in the class of 2013 for UD head coach Archie Miller when Davis committed in August of 2012.
- The 6-foot left-handed combo guard averaged 21 points, six rebounds, five assists and three steals as a senior at Morgan Park. He transferred to Morgan Park for his senior season after playing at Hyde Park Academy.
- Davis earned All-City First Team, Southtown Star First Team, All-Area, All-State and Team MVP honors as a senior at Morgan Park.
- Davis led Morgan Park to the 3A State Title in Illinois with a 63-48 victory over Cahokia.

Career Statistics

Season	gp-gs min/avg		Total fg-fga pct		3-Point fg-fga pct		F-Throws ft-fta pct		Rebounds off def tot avg				Scoring pf fo ast to blk stl pts avg												
	1314-15	35	0	239	6.8	26	58	.448	3	18	.167	15	24	.625	6	19	25	0.7	51	1	20	13	3	17	70
1415-16	36	36	1050	29.2	78	171	.456	17	77	.221	82	116	.707	4	96	100	2.8	94	2	88	48	17	53	255	7.1
1516-17	7	7	157	22.4	17	36	.472	2	11	.182	16	21	.762	1	15	16	2.3	14	0	17	13	0	11	52	7.4
TOTAL	78	43	1446	18.5	121	265	.457	22	106	.208	113	161	.702	11	130	141	1.8	159	3	125	74	20	81	377	4.8



4 CHARLES COOKE

RS Junior • G • 6-4 • 192 • Trenton, N.J. / Trenton Catholic

2015-16 Season High

Points	22, vs Iowa (11/26/15)
Rebounds	9, vs Monmouth (11/27/15)
Assists	5, North Florida (12/5/15)
Steals	1, Alabama (11/17/15); William & Mary (11/21/15); vs Xavier (11/29/15); North Florida (12/5/15)
Blocks	2, Alabama (11/17/15); vs Monmouth (11/27/15); North Florida (12/5/15)
FG's Made	8, North Florida (12/5/15)
FT's Made	8, North Florida (12/5/15)
Minutes	36, William & Mary (11/21/15)

TRACKING CHARLES IN 2015-16

- Added seven points and six rebounds versus Southeast Missouri.
- Broke out with a game-high 21 points, seven rebounds and was 7-of-7 at the free throw line versus Alabama.
- Led Dayton with 18 points (all in the second half) and added six rebounds versus William & Mary.
- Scored 22 points to lead all scorers against Iowa.
- Narrowly missed a double-double after recording 15 points and nine rebounds against Monmouth.
- Had five points and four rebounds against No. 23 Xavier.
- Led UD with 24 points to go with seven rebounds and five assists versus North Florida.

2014-15

- Sat out the year due to NCAA transfer rules.

2013-14 (Sophomore- James Madison)

- Played 30 games for JMU
- Logged 1,052 minutes starting 29 games
- Scored 15 points in JMU's First Four victory over LIU-Brooklyn in Dayton, Ohio
- Followed up with a then-career high of 18 in the second round against Indiana University
- Averaged 14.3 points per game this season, accruing a career high on Dec. 14 when he netted 25 at High Point University
- Third Team All-Colonial Athletic Association in Baltimore prior to this year's tournament

2012-13 (Freshman - James Madison)

- Started in his JMU debut at No. 13 UCLA
- Had seven games scoring in double-figures
- Career high 16 points against Drexel
- Played 32 games and started 11 of them while playing 729 minutes throughout the season
- Finished the season with averages of 22.8 minutes per game, 5.8 points per game, 0.9 assists per game, 0.7 steals per game, and 0.7 blocks per game

High School

- Ranked 11th best prospect out of New Jersey
- Member of Trenton Catholic Academy's state championship team as a sophomore
- Leading scorer with 14.1 points per game (2013)

College Career High

Points	25, High Point (12/14/13)
Rebounds	9, UNCW (1/4/14); vs Monmouth (11/27/15)
Assists	4, William & Mary (2/2/14)
Steals	6, Ball State (12/30/13)
Blocks	2, Alabama (11/17/15)
FG's Made	9, UNCW (1/4/14)
FT's Made	10, Drexel (2/19/14)
Minutes	40, Drexel (2/19/14)

Dayton Career Statistics

Season	gp-gs	min/avg	Total		3-Point		F-Throws		Rebounds				Scoring							
			fg-fga	pct	fg-fga	pct	ft-fta	pct	off	def	tot	avg	pf	fo	ast	to	blk	stl	pts	avg
1516-17	7-7	211/30.1	34-73	.466	11-28	.393	33-44	.750	10	33	43	6.1	16	0	13	12	8	6	112	16.0
TOTAL	7-7	211/30.1	34-73	.466	11-28	.393	33-44	.750	10	33	43	6.1	16	0	13	12	8	6	112	16.0



5 STEVE McELVENE

RS Freshman • C • 6-11 • 268 • New Haven, Ind. / New Haven

2015-16 Season High

Points	14, North Florida (12/5/15)
Rebounds	16, North Florida (12/5/15)
Assists	2, North Florida (12/5/15)
Steals	1, Alabama (11/17/15)
Blocks	4, North Florida (12/5/15)
FG's Made	7, North Florida (12/5/15)
FT's Made	1, SEMO (11/13/15); Alabama (11/17/15)
Minutes	29, William & Mary (11/21/15)

TRACKING STEVE IN 2015-16

- Registered five points, six rebounds and three blocks versus Southeast Missouri.
- Tallied 13 points and 11 rebounds versus Alabama.
- Nearly posted another double-double with 12 points and nine rebounds against William & Mary.
- Added four points and six rebounds against Iowa.
- Hauled in five rebounds to go with a block versus Monmouth.
- Tallied two rebounds and a block versus No. 23 Xavier.
- Recorded a double-double with 14 points (on 7-of-8 shooting) and 16 rebounds versus North Florida. He also added four blocks and two assists.
- For his efforts, he was named the Atlantic 10 Rookie of the Week on Dec. 7, 2015.

2014-15

- Sat out the season due to an academic redshirt.

HIGH SCHOOL

- ESPN.com rated McElvene as the 40th best center and the ninth-best player in the state of Indiana for the class of 2014
- Chose Dayton over offers from teams in the ACC and Big 12
- Sat out the 2014-15 season as an academic redshirt
- Averaged 17 points, 10 rebounds and four blocks per game as he helped New Haven High win their second consecutive Northeast Hoosier Conference Championship (2014)
- First-Team All-Conference (2014)
- Honorable Mention All-State (2014)

Career High

Points	14, North Florida (12/5/15)
Rebounds	16, North Florida (12/5/15)
Assists	2, North Florida (12/5/15)
Steals	1, Alabama (11/17/15)
Blocks	4, North Florida (12/5/15)
FG's Made	7, North Florida (12/5/15)
FT's Made	1, SEMO (11/13/15); Alabama (11/17/15)
Minutes	29, William & Mary (11/21/15)

Career Statistics

Season	gp-gs	min/avg	Total		3-Point		F-Throws		Rebounds				Scoring							
			fg-fga	pct	fg-fga	pct	ft-fta	pct	off	def	tot	avg	pf	fo	ast	to	blk	stl	pts	avg
1516-17	7-7	139/19.9	23-36	.639	0-0	.000	2-4	.500	17	38	55	7.9	22	1	3	15	13	1	48	6.9
TOTAL	7-7	139/19.9	23-36	.639	0-0	.000	2-4	.500	17	38	55	7.9	22	1	3	15	13	1	48	6.9



11

SCOOCHIE SMITH

Junior • G • 6' 2" • 170 lbs • New York, NY/Putnam Science Academy

2015-16 Season High

Points	19, vs Monmouth (11/27/15)
Rebounds	7, vs Xavier (11/29/15)
Assists	7, vs Iowa (11/26/15)
Steals	4, SEMO (11/13/15); Alabama (11/17/15)
Blocks	N/A
FG's Made	5, Alabama (11/17/15); North Florida (12/5/15)
FT's Made	6, vs Xavier (11/29/15)
Minutes	33, vs Monmouth (11/27/15); vs Xavier (11/29/15); North Florida (12/5/15)

TRACKING SCOOCHIE IN 2015-16

- Began the season with eight points, five assists and four steals versus Southeast Missouri.
- Added 15 points and four steals versus Alabama.
- Had eight points and five assists against William & Mary.
- Registered 11 points, five rebounds and seven assists against Iowa.
- Led UD with 19 points and had eight rebounds versus Monmouth.
- Added 13 points and seven rebounds against No. 23 Xavier.
- Named to the AdvoCare All-Tournament team.
- Added 15 points (14 in the second half) and four assists without a turnover against North Florida.

2014-15

- Started all 36 games for the Flyers during the 2014-15 campaign.
- Averaged 9.2 points per game, good enough for the fourth best mark on the team.
- Led the team in assists (138, 3.8 apg) and maintained a 1.9:1 assist-to-turnover ratio.
- Ranked second on the team in free-throw percentage at 75.5% and shot 38% from beyond the arc (41-of-108).
- Averaged 12.7 points in the NCAA Tournament as he tallied 11 points against both Boise State and Providence and recorded 16 points vs. Oklahoma.
- Played 117 of a possible 120 minutes in the NCAA Tournament.
- Winner of the Dr. George Rau Spirit Award, which is given annually to the player who displays true team spirit, on and off the court.
- Received the Uhl Family Endowed Scholarship, given to the player who best exemplifies the qualities of good sportsmanship and character, and follows the University's creed of "Learn, Lead and Serve" on and off the court.

2013-14

- Finished with five assists without a turnover and four steals at Georgia Tech.
- Scored nine points and had three assists without a turnover against Iona.
- Scored a career high 11 points thanks to 3-of-5 shooting from three-point range at Ole Miss.
- Won the Thomas M. Luppe Memorial Award as the team's best freshman at the annual men's basketball banquet.
- In the NCAA Second Round against No. 22/24 Ohio State, made two steals.
- Registered five points and three assists versus Syracuse in the NCAA Third Round.
- Had five points and three assists without a turnover against Stanford in the NCAA Regional Semifinals.

HIGH SCHOOL

- Smith was ranked the 106th prospect in the nation by Rivals.
- ESPN ranked Smith as the fifth best player out of the state of New York for the class of 2013.
- He transferred to Putnam Science Academy in Putnam, Conn., after his high school (Brother Rice) in New York City closed.
- Smith was invited to play in the Jordan Brand Regional All-Star game after his senior season at Putnam Science Academy. He tallied a double-double of 11 points, 11 assists and six rebounds in that game.
- Smith was the first UD recruit to play in a Jordan Brand All-Star game since Chris Wright did it in 2007.

Career High

Points	19, vs Monmouth (11/27/15)
Rebounds	8, Eastern Michigan (12/6/14); at VCU (2/28/15); vs Monmouth (11/27/15)
Assists	8, Alabama A&M (11/14/14); Boston (12/20/14); Duquesne (1/3/15)
Steals	5, at Saint Louis (2/10/15)
Blocks	1, Nine Times
FG's Made	7, Duquesne (1/3/15)
FT's Made	7, at Fordham (1/10/15)
Minutes	40, vs Boise State (3/19/15)

Career Statistics

Season	gp-gs		min/avg		Total		3-Point		F-Throws		Rebounds				Scoring										
	gp	gs	min	avg	fg-fga	pct	fg-fga	pct	ft-fta	pct	off	def	tot	avg	pts	fo	ast	to	blk	stl	pts	avg			
1314-15	37	0	641	17.3	49	139	.353	17	62	.274	17	30	.567	4	43	47	1.3	50	1	73	41	5	27	132	3.6
1415-16	36	36	1181	32.8	106	256	.414	41	108	.380	77	102	.755	12	98	110	3.1	81	0	138	72	4	52	330	9.2
1516-17	7	7	220	31.4	28	51	.549	12	24	.500	21	29	.724	3	28	31	4.4	15	0	30	13	0	12	89	12.7
TOTAL	80	43	2042	25.5	183	446	.410	70	194	.361	115	161	.714	19	169	188	2.4	146	1	241	126	9	91	551	6.9



15

JOHN CROSBY

Freshman • G • 6' 2" • 192 lbs • Baltimore, Md./ New Hampton School

2015-16 Season High

Points	3, SEMO (11/13/15); vs Xavier (11/29/15)
Rebounds	1, SEMO (11/13/15); vs Monmouth (11/27/15)
Assists	2, SEMO (11/13/15); Alabama (11/17/15)
Steals	1, SEMO (11/13/15)
Blocks	N/A
FG's Made	1, SEMO (11/13/15); vs Iowa (11/26/15); vs Xavier (11/29/15)
FT's Made	3, SEMO (11/13/15)
Minutes	15, SEMO (11/13/15)

TRACKING JOHN IN 2015-16

- Tallied three points and two assists against Southeast Missouri.
- Dished out two assists versus Alabama.
- Hit a field goal against Iowa.
- Recorded a rebound and an assist versus Monmouth.
- Scored three points versus No. 23 Xavier.
- Had an assist against North Florida.

HIGH SCHOOL

- Averaged 13.3 points, 4.3 rebounds, and 3.6 assists per game at the New Hampton School
- A second-team All-Baltimore Metro selection at Baltimore Polytechnic Institute as a senior in 2013-14, he averaged 20.8 points, 9.6 assists and 8.9 rebounds
- Gnerre Basketball Award winner (given annually to the player who best exemplifies the competitive spirit and class on and off the court).

Career High

Points	3, SEMO (11/13/15); vs Xavier (11/29/15)
Rebounds	1, SEMO (11/13/15); vs Monmouth (11/27/15)
Assists	2, SEMO (11/13/15); Alabama (11/17/15)
Steals	1, SEMO (11/13/15)
Blocks	N/A
FG's Made	1, SEMO (11/13/15); vs Iowa (11/26/15); vs Xavier (11/29/15)
FT's Made	3, SEMO (11/13/15)
Minutes	15, SEMO (11/13/15)

Career Statistics

Season	gp-gs	min/avg	Total		3-Point		F-Throws		Rebounds				Scoring							
			fg-fga	pct	fg-fga	pct	ft-fga	pct	off	def	tot	avg	pf	fo	ast	to	blk	stl	pls	avg
1516-17	6-0	40/6.7	3-11	.273	0-1	.000	2-6	.333	0	2	2	0.3	5	0	6	9	0	1	8	1.3
TOTAL	6-0	40/6.7	3-11	.273	0-1	.000	2-6	.333	0	2	2	0.3	5	0	6	9	0	1	8	1.3



20

KEYRIUS WILLIAMS

Freshman • F • 6' 8" • 194 lbs • Springfield, Ohio/Wayne

2015-16 Season High

Points	7, vs Iowa (11/26/15)
Rebounds	5, Alabama (11/17/15); William & Mary (11/21/15); vs Iowa (11/26/15); vs Monmouth (11/27/15)
Assists	3, vs Iowa (11/26/15)
Steals	2, vs Xavier (11/29/15)
Blocks	2, SEMO (11/13/15)
FG's Made	3, vs Iowa (11/26/15); vs Xavier (11/29/15)
FT's Made	2, Alabama (11/17/15); William & Mary (11/21/15)
Minutes	25, vs Monmouth (11/27/15)

TRACKING KEYRIUS IN 2015-16

- Added two points, two rebounds and two assists against Southeast Missouri.
- Tallied four points and five rebounds versus Alabama.
- Against William & Mary posted another line of four points and five rebounds, with two assists.
- Had a solid game with seven points, five rebounds and three steals versus Iowa.
- Tallied four points and five rebounds versus Monmouth.
- Had six points and two steals versus No. 23 Xavier.
- Recorded three points, three rebounds, a block and a steal versus North Florida.

HIGH SCHOOL

- Part of Wayne High School's team that won the 2015 Ohio Division I state championship
- Named to Ohio Division I All-Tournament team
- Two-time Wayne co-MVP
- Averaged 11.8 points and 9.9 rebounds a game as a senior
- Shot 35.3% from three-point range

Career High

Points	7, vs Iowa (11/26/15)
Rebounds	5, Alabama (11/17/15); William & Mary (11/21/15); vs Iowa (11/26/15); vs Monmouth (11/27/15)
Assists	3, vs Iowa (11/26/15)
Steals	2, vs Xavier (11/29/15)
Blocks	2, SEMO (11/13/15)
FG's Made	3, vs Iowa (11/26/15); vs Xavier (11/29/15)
FT's Made	2, Alabama (11/17/15); William & Mary (11/21/15)
Minutes	25, vs Monmouth (11/27/15)

Career Statistics

Season	gp-gs	min/avg	Total		3-Point		F-Throws		Rebounds				Scoring							
			fg-fga	pct	fg-fga	pct	ft-fta	pct	off	def	tot	avg	pf	fo	ast	to	blk	stl	pts	avg
1516-17	7-0	129/18.4	12-28	.429	0-5	.000	6-7	.857	9	16	25	3.6	12	0	4	3	6	10	30	4.3
TOTAL	7-0	129/18.4	12-28	.429	0-5	.000	6-7	.857	9	16	25	3.6	12	0	4	3	6	10	30	4.3



22

BOBBY WEHRLI

Senior • 6-6 • 198 • Naperville, Ill. / Benet Academy

2015-16 Season High

Points	4, SEMO (11/13/15)
Rebounds	2, SEMO (11/13/15); vs Monmouth (11/27/15)
Assists	1, SEMO (11/13/15); vs Iowa (11/26/15)
Steals	1, vs Monmouth (11/27/15)
Blocks	N/A
FG's Made	2, SEMO (11/13/15)
FT's Made	2, vs Iowa (11/26/15)
Minutes	11, vs Monmouth (11/27/15)

TRACKING BOBBY IN 2015-16

- Had four points and two rebounds against Southeast Missouri.
- Picked up two points and a rebound versus Alabama.
- Played three minutes against William & Mary.
- Hit two free throws, had a rebound and an assist versus Iowa.
- Had two points, two rebounds and a steal versus Monmouth.
- Played four minutes versus No. 23 Xavier.
- Played three minutes versus North Florida.

2014-15

- Played in 29 games for the Flyers.
- Averaged 2.3 points and 2.1 rebounds per game.
- Recorded a career-high nine points against St. Bonaventure.
- Totaled nine blocks during the season.
- Shot .500 (12-24) from the three-point line.
- Played in three NCAA Tournament games, averaging 12.0 minutes per game.

2013-14

- In his first collegiate appearance, registered a block against Central Michigan.
- Played two minutes versus Winthrop.

2012-13

- Wehrli joined the team mid-season during his freshman campaign as a walk-on. He did not see action during the 2012-13 season.

HIGH SCHOOL

- Wehrli averaged 8.6 points, 7.1 rebounds and 2.7 assists a game during his senior year at Benet Academy.
- He was selected to both the Voyager Media and East Suburban Catholic Conference Senior All-Star games.
- The Red Wings went 53-8 during his two-year stint on varsity.
- He played an instrumental role on Benet's 32-1 team that held the No. 1 ranking in Illinois for much of the 2010-11 season.
- That roster had two current Big Ten players, Wisconsin's Frank Kaminsky and Northwestern's Dave Sobolewski.

Career High

Points	9, at St. Bonaventure (1/8/15)
Rebounds	5, Duquesne (1/3/15); Boise State (3/19/15)
Assists	2, at St. Bonaventure (1/8/15); Saint Louis (1/17/15)
Steals	1, Seven Times
Blocks	2, Ole Miss (12/30/14); Duquesne (1/3/15)
FG's Made	3, at St. Bonaventure (1/8/15); vs. Rhode Island (3/14/15)
FT's Made	2, UIC (11/29/14); Saint Louis (1/17/15)
Minutes	24, St. Bonaventure (2/14/15)

Career Statistics

Season	gp-gs	min/avg	Total		3-Point		F-Throws		Rebounds				Scoring							
			fg-fga	pct	fg-fga	pct	ft-fta	pct	off	def	tot	avg	pf	fo	ast	to	blk	stl	pts	avg
1314-15	3-0	3/1.0	0-1	.000	0-1	.000	0-0	.000	0	0	0	0.0	0	0	0	0	1	0	0	0.0
1415-16	29-0	407/14.0	24-46	.522	12-24	.500	6-11	.545	28	34	62	2.1	50	1	10	15	9	6	66	2.3
1516-17	7-0	37/5.3	4-8	.500	0-2	.000	2-4	.500	4	2	6	0.9	7	0	2	3	0	1	10	1.4
TOTAL	39-0	447/11.5	28-55	.509	12-27	.444	8-15	.533	32	36	68	1.7	57	1	12	18	10	7	76	1.9



25

KENDALL POLLARD

Junior • F • 6' 6" • 210 lbs • Chicago, IL/Simeon Career Academy

2015-16 Season High

Points	16, vs Iowa (11/26/15)
Rebounds	10, SEMO (11/13/15)
Assists	8, North Florida (12/5/15)
Steals	1, SEMO (11/13/15); Alabama (11/17/15); William & Mary (11/20/15); vs Iowa (11/26/15); North Florida (12/5/15)
Blocks	1, Alabama (11/17/15); vs Iowa (11/26/15); vs Xavier (11/29/15)
FG's Made	6, vs Iowa (11/26/15); vs Monmouth (11/27/15)
FT's Made	4, vs Iowa (11/26/15)
Minutes	35, vs Iowa (11/26/15)

Career High

Points	26, vs St. Bonaventure (3/13/15)
Rebounds	10, at Saint Louis (2/10/15)
Assists	8, North Florida (12/5/15)
Steals	3, La Salle (1/14/15)
Blocks	3, at Davidson (1/20/15); at UMass (1/29/15); Rhode Island (3/3/15)
FG's Made	11, vs St. Bonaventure (3/13/15)
FT's Made	9, at Saint Louis (2/10/15)
Minutes	39, Rhode Island (3/3/15)

TRACKING KENDALL IN 2015-16

- Added eight points and 10 rebounds against Southeast Missouri.
- Battled foul trouble but still hauled in eight rebounds versus Alabama.
- Added 11 points and six rebounds versus William & Mary.
- Got on track with 16 points and five rebounds against Iowa.
- Scored 12 points on 6-of-11 shooting versus Monmouth.
- Led Dayton with 15 points versus No. 23 Xavier.
- Tallied 11 points, five rebounds and eight assists against North Florida.

2014-15

- Earned the Atlantic 10 and team's Chris Daniels Most Improved Player Award for the season.
- Improved his free throw percentage 30 points and led the A-10 in free throw rate.
- Ranked second in the A-10 in FG% in league play (.600, 87-145).
- Started 27 of the 35 games he played in during the season.
- Totaled 444 points and 116 rebounds in 1020 minutes of play.
- Ranked third on the team in scoring (12.7 ppg), second in rebounding (5.3 rpg), first in field-goal percentage (.552).
- Tallied five games of 20 or more points and 24 games of scoring in double-figures, including a stretch from Jan. 17, 2015 to Mar. 3, 2015 where he scored in double-figures in 14-of-15 games.
- Led the Flyers with 17 points in the NCAA Tournament First Four victory against Boise State.
- One of three co-captains for the 2015-16 season.

2013-14

- Against No. 10/11 Gonzaga in the quarterfinals of the EA Sports Maui Invitational, he shot 4-of-4 from the field to finish with nine points.
- Registered four points, two steals and two blocks against No. 17/18 Baylor.
- Shot 3-of-4 from the field to finish with seven points and three rebounds versus USC.
- Registered five points, three rebounds and a block at Fordham.
- Had five points, three rebounds and his block was an ESPN SportsCenter Top 10 play at Richmond.
- Shot 4-of-5 from the field to finish with nine points and two rebounds at No. 17 Saint Louis.
- In the NCAA Second Round against No. 22/24 Ohio State, had two points, two rebounds and two steals.
- Busted out with 12 points on 5-of-6 shooting from the field versus Stanford in the NCAA Regional Semifinals.

HIGH SCHOOL

- Pollard is a member of the 2011, 2012 and 2013 Illinois 4A State Championship teams at Simeon Career Academy and a teammate of NBA player Jabari Parker.
- He scored 10 points and grabbed nine rebounds in the Championship game as Simeon defeated Stevenson 58-40.
- Pollard helped Simeon to a 30-3 record during the 2012-13 season.
- He was a three-star recruit who ESPN.com rates as the 43rd-best small forward in the country and the ninth best player out of the state of Illinois for the class of 2013.

Career Statistics

Season	gp-gs	min/avg	Total		3-Point		F-Throws		Rebounds					Scoring						
			fg-fga	pct	fg-fga	pct	ft-fta	pct	off	def	tot	avg	pf	fo	ast	to	blk	stl	pts	avg
1314-15	37-0	316/8.5	34-62	.548	0-2	.000	15-46	.326	15	32	47	1.3	52	1	9	21	11	11	83	2.2
1415-16	35-27	1020/29.1	159-288	.552	3-9	.333	123-212	.580	39	148	187	5.3	116	5	37	85	32	30	444	12.7
1516-17	7-7	177/25.3	29-60	.483	1-4	.250	16-35	.457	8	31	39	5.6	19	0	12	16	3	6	75	10.7
TOTAL	79-34	1513/19.2	222-410	.541	4-15	.267	154-293	.526	62	211	273	3.5	187	6	58	122	46	47	602	7.6



33

RYAN MIKESELL

Freshman • G • 6' 7" • 195 lbs • St. Henry, Ohio/ St. Henry

2015-16 Season High

Points	21, SEMO (11/13/15)
Rebounds	8, SEMO (11/13/15)
Assists	4, SEMO (11/13/15)
Steals	1, William & Mary (11/21/15)
Blocks	1, SEMO (11/13/15); William & Mary (11/21/15)
FG's Made	7, SEMO (11/13/15)
FT's Made	5, SEMO (11/13/15)
Minutes	26, SEMO (11/13/15)

TRACKING RYAN IN 2015-16

- Led the Flyers with 21 points, eight rebounds and four assists in the opener against Southeast Missouri.
- Named the Atlantic 10 Rookie of the Week on Nov. 16, 2015.
- Sank a three pointer and had two rebounds versus Alabama.
- Added five points, two rebounds, one assist, one block and one steal versus William & Mary.
- Had two points, one rebound and one assist against Iowa.
- Scored three points versus Monmouth.
- Scored five points against No. 23 Xavier.
- Shot 2-of-2 from the field for four points against North Florida.

HIGH SCHOOL

- First Team All-State selection
- District Player of the Year
- Averaged 22.2 points, 11.2 rebounds, 3.6 assists, and 3.4 blocks
- Plans to suit up for the baseball team at some point in his career.


Career High

Points	21, SEMO (11/13/15)
Rebounds	8, SEMO (11/13/15)
Assists	4, SEMO (11/13/15)
Steals	1, William & Mary (11/21/15)
Blocks	1, SEMO (11/13/15); William & Mary (11/21/15)
FG's Made	7, SEMO (11/13/15)
FT's Made	5, SEMO (11/13/15)
Minutes	26, SEMO (11/13/15)

Career Statistics

Season	gp-gs	min/avg	Total		3-Point		F-Throws		Rebounds				Scoring							
			fg-fga	pct	fg-fga	pct	ft-fta	pct	off	def	tot	avg	pf	fo	ast	to	blk	stl	pls	avg
1516-17	7-0	81/11.6	16-27	.593	9-18	.500	2-5	.400	7	7	14	2.0	10	0	6	4	2	1	43	6.1
TOTAL	7-0	81/11.6	16-27	.593	9-18	.500	2-5	.400	7	7	14	2.0	10	0	6	4	2	1	43	6.1

2015-16 RADIO/TV ROSTER



DARRELL DAVIS
 SOPHOMORE • GUARD
 6-4 • DETROIT, MI



SAM MILLER
 FRESHMAN • FORWARD
 6-9 • ARLINGTON, VA



KYLE DAVIS
 JUNIOR • GUARD
 6-0 • CHICAGO, IL




CHARLES COOKE
 RS JUNIOR • GUARD
 6-5 • TRENTON, NJ



STEVE MCELVENE
 RS FRESHMAN • CENTER
 6-11 • NEW HAVEN, IN




WILLIAM DUPUY
 JUNIOR • GUARD
 6-8 • COLLEYVILLE, TX




SCOOCHIE SMITH
 JUNIOR • GUARD
 6-2 • NEW YORK, NY



JEREMIAH BONSU
 JUNIOR • GUARD
 5-11 • PICKERINGTON, OH




JOHN CROSBY
 FRESHMAN • GUARD
 6-2 • BALTIMORE, MD



KEYRIUS WILLIAMS
 FRESHMAN • FORWARD
 6-8 • SPRINGFIELD, OH



BOBBY WEHRLI
 SENIOR • FORWARD
 6-6 • NAPERVILLE, IL



JACK WESTERFIELD
 FRESHMAN • GUARD
 6-1 • CINCINNATI, OH




MICHAEL SCHWIETERMAN
 FRESHMAN • GUARD
 6-3 • KETTERING, OH



KENDALL POLLARD
 JUNIOR • FORWARD
 6-6 • CHICAGO, IL



RYAN MIKESELL
 FRESHMAN • FORWARD
 6-7 • ST. HENRY, OH



JOEY GRUDEN
 JUNIOR • GUARD
 6-2 • LEESBURG, VA