

TENNESSEE (4-6) vs. VANDERBILT (6-4)

NOV. 23, 2013 » NEYLAND STADIUM » KNOXVILLE, TENN. » 7 PM ET

THE MATCHUP

-/- TENNESSEE VS -/- VANDERBILT



THE BASICS

Head Coach: Butch Jones (Ferris State, '90)	Head Coach: James Franklin (E. Stroudsburg (Pa.), '95)
Career Record: 54-33 (7 yrs.) At Tennessee: 4-6 (1 yr.)	Career Rec.: 21-15 (3 yrs.) At Vanderbilt: Same
'13 RECORD: 4-6, 1-5 SEC Points/Game: 24.9 Rush Yds./Game: 185.9 Rushing TDs: 15 Pass Yds./Game: 172.7 Passing TDs: 10 Total Off./Game: 358.6 Total Def./Game: 434.3	'13 RECORD: 6-4, 3-4 SEC Points/Game: 31.3 Rush Yds./Game: 137.4 Rushing TDs: 28 Pass Yds./Game: 233.8 Passing TDs: 12 Total Off./Game: 371.2 Total Def./Game: 372.5

STATISTICAL LEADERS

RUSHING #20 Rajion Neal (173-895, 10 TD, 89.5 ypg)	RUSHING #3 Jerron Seymour (139-618, 12 TD, 61.8 ypg)
PASSING #14 Justin Worley (109-196, 1239 yds., 55.6%, 10 TD, 8 INT, 154.9 ypg)	PASSING #6 Austyn Carta-Samuels (148-221, 1856 yds., 67.0%, 10 TD, 7 INT, 232.0 ypg)
RECEIVING #2 Pig Howard (40-357, 3 TD, 39.7 ypg)	RECEIVING #87 Jordan Matthews (83-1076, 5 TD, 107.6 ypg)
DEFENSE #45 A.J. Johnson (84 tkls, 5.5 TFL, 3 QBH)	DEFENSE #1 Kenny Ladler (81 tkls, 4 INT, 4 FF)

INSIDE THE VANDERBILT SERIES

Overall: UT, 73-28-5	Last Game vs. Vanderbilt: Vandy 41, UT 18, 11/17/12 in Nashville
In Knoxville: UT, 37-10-1	UT All-Time Record: 803-360-53 (.682)
In Nashville: UT, 36-18-4	
Last Win vs. Vanderbilt: UT 27, Vandy 21 OT, 11/19/11 in Knoxville	

AT FIRST GLANCE THE VANDERBILT GAME

■ Saturday's game is the 107th all-time meeting between Tennessee and Vanderbilt and the 49th in Knoxville. The 106 meetings dating to 1892 vs. the Commodores are the second-most for any UT opponent (UT has played Kentucky 108 times since 1893).

■ Tennessee is 73-28-5 all-time against Vanderbilt, including a 37-10-1 record at Neyland Stadium and a 36-18-4 mark in Nashville.

■ Tennessee has won 28 of the last 30 meetings against Vanderbilt since 1983, 34 of the last 37 since 1976, and six of the last seven since 2006. UT has won 17 of the last 18 games in Knoxville over Vanderbilt since 1977.

■ UT is averaging 29.0 points per game in its last 15 meetings vs. Vanderbilt since 1998 (UT 13-2 since then).

SENIOR DAY

■ Saturday's game against Vanderbilt marks the last game at Neyland Stadium for Tennessee's senior class.

■ 28 players will participate in Senior Day festivities: Joseph Ayres, Austin Bolen, Brent Brewer, Alex Bullard, J.R. Carr, Tyler Coombes, Raiques Crump, Tyler Drummer, Zach Fulton, Gregory Grieco, Daniel Hood, Ja'Wuan James, Reggie Juin, Greg King, Daniel McCullers, Corey Miller, Byron Moore, Rajion Neal, Tyler Page, Michael Palardy, Brett Parisi, John Propst, Dontavis Sapp, Jacques Smith, James Stone, Dakota Summers, Marlon Walls, and Dylan West.

■ Tennessee is 27-1 on Senior Day since 1985.

MR. CONSISTENCY

■ By making his 48th career start on Saturday vs. Vanderbilt, senior offensive lineman Ja'Wuan James will tie Jeff Smith (1992-95) for the Tennessee record for most career starts by an offensive lineman.

■ James has started every game at right tackle since the season opener his freshman year in 2010. If the Vols appear in a bowl game this season and James plays against both Kentucky and in a bowl game, he would also tie Dallas Thomas (2009-12) for the most career games played by an offensive lineman with 50.

Most Career Starts, Tennessee Offensive Lineman

Player	Career Starts
Jeff Smith (1992-95)	48
JA'WUAN JAMES (2010-13)	47
Michael Munoz (2001-04)	46

Most Career Games Played, UT Offensive Lineman

Player	Career Games Played
Dallas Thomas (2009-12)	50
Jacques McClendon (2006-09)/Spencer Riley (1996-99)	49
Will Offenheule (99-02), Jeff Smith (02-05), Scott Wells (00-03)	48
JA'WUAN JAMES ('10-13)/Anthony Herrera ('00-03)	47

2013 » SCHEDULE & RECORD

THE RECORD	OVERALL RECORD:	4-6
	SEC	1-5
	NON-CONFERENCE	3-1
	HOME	4-2
	AWAY	0-4
	NEUTRAL	0-0

THE SCHEDULE

DATE	OPPONENT (TV)	TIME/RESULT
Aug. 31	Austin Peay (PPV)	W, 45-0
Sept. 7	W. Kentucky (SEC TV)	W, 52-20
Sept. 14	at #2 Oregon (ABC)	L, 14-59
Sept. 21	at #19 Florida* (CBS)	L, 17-31
Sept. 28	South Alabama (SEC TV)	W, 31-24
Oct. 5	#6 Georgia* (CBS)	L, 31-34 (OT)
Oct. 19	#11 So. Carolina* (ESPN)	W, 23-21
Oct. 26	at #1 Alabama* (CBS)	L, 10-45
Nov. 2	at #10 Missouri* (ESPN)	L, 3-31
Nov. 9	#7 Auburn* (ESPN)	L, 23-55
Nov. 23	Vanderbilt* (ESPN2/U)	7:00 p.m.
Nov. 30	at Kentucky*	TBA

* Southeastern Conference game
All times Eastern

ON THE AIR

TELEVISION

- ESPN2
 - Joe Tessitore (play-by-play)
 - Matt Millen (color analyst)
 - Maria Taylor (sidelines)
 - Steve Ackels (producer)



RADIO

- Vol Network
 - Bob Kesling (play-by-play)
 - Tim Priest (color analyst)
 - Andy Kelly (sideline)
 - John Wilkerson (studio host)



SATELLITE RADIO

- Sirius Premier Channel 128
- XM Channel 199



WATCH ONLINE

- www.WatchESPN.com



TELEVISION (Delay)

- MYVLT2
 - Sunday, Nov. 24 (7 p.m.)
- SportSouth
 - Sunday, Nov. 24 (10 p.m.)



A TENNESSEE WIN WOULD...

- T Mark the 29th win over Vanderbilt in the last 31 meetings since 1983 as well as the 35th win in the last 38 games vs. the Commodores since 1976.
- T Represent the 18th win in 19 meetings vs. Vanderbilt at Neyland Stadium since 1977.
- T Improve Tennessee to 5-6 and allow the Vols to remain in contention for bowl eligibility this season.
- T Give the Vols a 28-1 record in their last 29 Senior Day games while also improving UT to 5-2 at Neyland Stadium and giving the Vols an 11-5 mark in their last 16 games at home.
- T Improve Tennessee's record in November games to 79-18 (.814) since 1990.

TENNESSEE FOOTBALL MEDIA RELATIONS CONTACTS

Jimmy Stanton	Senior Associate AD - Communications	Cell: 865.306.2052	Email: JimmyStanton@utk.edu	Twitter: @JimmyStanton
Jason Yellin	Assistant AD - Media Relations	Cell: 865.314.0273	Email: JYellin@utk.edu	Twitter: @JasonYellin
Brian Bruce	Assistant Media Relations Director	Cell: 607.745.6093	Email: BrianBruce@utk.edu	Twitter: @BrianBruceUT
Betsy Devine	Assistant Media Relations Director	Cell: 508.225.6667	Email: BetsyDevine@utk.edu	Twitter: @BetsyDevine
Mary-Carter Kniffen	Asst. Media Relations Dir. (Credentialed)	Cell: 804.516.6337	Email: MaryCarter@utk.edu	Twitter: @MCKniffen



@Vol_Football



Facebook.com/VolFootball

DEPTH CHART NOTES: OFFENSE

QB



#11 JOSHUA DOBBS
6-3, 193, Fr., ALPHARETTA, GA.

- Eighth true freshman to start at QB in UT history, third in four years
- Threw for 240 yards on 26-of-42 at #10 Mizzou in starting debut
- College debut at #1 Alabama, played entire 2nd half, threw for 75 yards
- In HS senior year, threw for 3,625 yds, 29 TDs; rushed for 419 yds, 10 TDs

Year	GP/GS	Cmp	Att	Pct.	Yds	TD/Int
2013	3/2	47	79	59.4	443	0/3
Car. Highs:	Att: 42	Cmp: 26	Yds: 240	TD: 0	Rushes: 10	Rush Yards: 50
	Long Rush: 33					

OR

#10 RILEY FERGUSON
6-3, 181, Fr., MATTHEWS, N.C.

- Four-star and Elite-11 recruit out of Butler H.S. in Matthews, N.C.
- Led team to state titles in 2010 and 2012; Championship Game MVP '12
- Finished senior prep season with 2,173 pass yds and 25 TDs in nine

Year	GP/GS	Cmp	Att	Pct.	Yds	TD/Int
2013	0/0	0	0	0.0	0	0/0

#12 NATHAN PETERMAN
6-2, 221, RFr., FRUIT COVE, FLA.

- College debut vs. APSU, played entire 2nd half was 4-for-8 for 28 yards
- Made first career start at Florida; suffered thumb injury, had surgery
- Threw for 2,932 yds, 36 TD as a senior at Bartram Trail HS in Florida

Year	GP/GS	Cmp	Att	Pct.	Yds	TD/Int
2013	4/1	10	23	43.5	45	0/2

TB



#20 RAJION NEAL
Pronounced (RAY-zhon)
5-11, 212, Sr., FAYETTEVILLE, GA.

- Averaging 89.5 yards per game/148 vs. UGA, 169 vs. USA, 124 vs. Aub.
- 15th in career rush yds., at UT (1,934), #14 S.Morgan (1,952), #13 A.Hayden (2,061)
- Career-hi 169 yds vs. S.Alabama, most since Hardesty's 179 vs. UK in '09
- 1st Vol since M.Hardesty (2009 vs. UK) to rush for 3 TD in game vs. WKU

Year	GP/GS	Rush	Yds	Avg	TD	Lg
2013	10/10	173	895	5.2	10	53
Car.	41/19	402	1934	4.8	17	53
Car. Highs:	Rush: 28	Yds: 169	TDs: 3			

#15 MARLIN LANE
5-11, 205, Jr., DAYTONA BEACH, FLA.

- Returned in #11 SC game with 55 yards after missing UGA game with inj.
- Led UT in rushing w/ 97 vs. WKU; also scored 3rd TD of year on 8-yd run
- 3rd career multi-TD game in opener vs. APSU, finished 6-38 on ground

Year	GP/GS	Rush	Yds	Avg	TD	Lg
2013	9/0	81	450	5.6	4	54
Car.	33/6	276	1388	5.0	8	54
Car. Highs:	Rushes: 19	Yds: 132	TD: 2			

#29 TOM SMITH
5-11, 220, RSo., APOPKA, FLA.

- 27 yds on 3 carries vs. S.Alabama; 25 yards on five carries at #2 Oregon
- In 1st game since 11/12/11 (at Ark.) ran for 29 yds on 9 totes vs. APSU
- Did not play in any games in 2012; true frosh in 2011, ran for 34 yds

Year	GP/GS	Rush	Yds	Avg	TD	Lg
2013	10/0	24	95	4.0	0	12
Car.	14/0	37	131	3.5	0	12
Car. Highs:	Rushes: 10	Yds: 29	TD: 0			

WR



#8 MARQUEZ NORTH
Pronounced (mar-KWEZ)
6-4, 215, Fr., CHARLOTTE, N.C.

- 2nd-most catches by a UT freshman with 37 (K.Washington 64 in 2001)
- 6th in rec. yds. among all FBS freshmen (494); 10th in catches by Fr. (37)
- 2nd SportsCenter No. 3 Play of the Day w/ 1-handed catch vs. SC (10/19)
- Career hi 102 rec. yds vs. SC (10/19); 1st UT Fr. since J.Hunter w/ 100 yds

Year	GP/GS	Rec	Yds	Avg	TD	Lg
2013	10/10	37	494	13.4	1	48
Car. Highs:	Rec: 7	Yds: 102	Rec TDs: 1			

#87 JACOB CARTER
6-0, 190, R-Jr., NASHVILLE, TENN.

- Former walk-on, earned scholarship prior to 2012 opener vs. NC State
- Made eight catches for 126, scored first career TD (vs. Akron) in 2012
- Emerged as 2012 spring star with 182 receiving yds in three scrimmages

Year	GP/GS	Rec	Yds	Avg	TD	Lg
2013	9/0	3	31	10.3	0	14
Car.	20/0	11	151	14.2	1	35
Car. Highs:	Rec.: 2	Yds: 35	TDs: 1			

WR



#2 PIG HOWARD
5-8, 185, So., ORLANDO, FLA.

- Career-hi 11 catches (T-5th most in a game in UT hist.) for 89 yds at Mizz
- 8 catches for 33 yds, including 6-yd TD catch in win over #11 SC
- Posted career highs with 116 all-purpose yds vs. #6 UGA (10/5) with 46 rushing yards and career-high tying four catches for 70 yards

Year	GP/GS	Rec	Yds	Avg	TD	Lg
2013	9/9	40	357	8.9	3	33
Car.	19/9	53	411	7.8	4	33
Car. Highs:	Rec: 11	Yds: 89	Rec TD: 1			

#19 DEVRIN YOUNG
5-8, 171, Jr., KNOXVILLE, TENN.

- Career-high 146 kickoff returns at #1 Ala.; Returned from injury vs. SC
- First career receiving TD came on 9-yard catch in 2013 opener vs. APSU
- Moved back to WR as a junior after playing mostly as a TB in 2012

Year	GP/GS	Rec	Yds	Avg	TD	Lg
2013	5/0	2	13	6.5	1	9
Car.	24/1	10	47	4.7	1	21
Car. Highs:	Rec.: 2	Yds: 21	TDs: 1			

WR



#18 JASON CROOM
6-5, 225, RFr., NORCROSS, GA.

- Has at least one catch in last eight games in row with two each in last 3
- Career-bests three catches and 50 receiving yards vs. So.Alabama (9/28)
- First-career catch for first-career TD on 4-yard catch at #2 Oregon (9/14)
- Come off medical redshirt season after suffering a shoulder injury

Year	GP/GS	Rec	Yds	Avg	TD	Lg
2013	10/5	15	192	12.8	1	24
Car.	13/5	15	192	12.8	1	24
Car. Highs:	Rec: 3	Yds: 50	Rec TD: 1			

OR

#25 JOSH SMITH
6-1, 193, Fr., KNOXVILLE, TENN.

- Started four games at WR; sat out game vs. #11 SC with an injury
- First-career TD on 29-yard catch vs. South Alabama (9/28); 3-40 rec
- Career-long 51-yard catch at #2 Oregon (9/14) in first-career start

Year	GP/GS	Rec	Yds	Avg	TD	Lg
2013	9/4	12	182	15.2	1	51
Car. Highs:	Rec: 3	Yds: 51	TD: 1			

TE



#85 BRENDAN DOWNS
6-5, 248, Jr., BRISTOL, TENN.

- 10 catches for 62 yds in 2013; first 2 rec. for TDs; 1-yd TD catch vs. WKU
- Career high three catches for 20 yards in win over #11 SC (10/19)
- 3rd career start in opener vs. APSU; Caught 2nd career TD on 3-yd catch
- Served as backup to Mychal Rivera (now with Oak.Raiders) last two yrs.

Year	GP/GS	Rec	Yds	Avg	TD	Lg
2013	10/9	10	62	6.2	2	17
Car.	28/11	16	135	8.4	3	21
Car. Highs:	Rec: 3	Yds: 32	TDs: 1			

#86 A.J. BRANISEL
6-4, 235, Fr., SOUTH EUCLID, OHIO

- Played in all 10 games this season, made first collegiate catch vs. APSU
- Huge 28-yard catch on 4th-and-1 to set up last go-ahead TD vs. #6 UGA
- First-career touchdown on a 2-yard catch vs. South Alabama (9/28)

Year	GP/GS	Rec	Yds	Avg	TD	Lg
2013	10/0	3	28	9.3	1	28
Car. Highs:	Rec: 1	Yds: 28	TD: 1			

LT



#74 ANTONIO RICHARDSON
6-6, 327, Jr., NASHVILLE, TENN.

- 2013 SEC Coaches Preseason First Team All-SEC; SEC Media Preseason Second Team All-SEC
- 2013 Rotary Lombardi Award Watch List; 2013 Outland Trophy Watch List
- 2013 Athlon Preseason Second Team All-American; Phil Steele Preseason 2nd Team All-American
- Started last 22 games in a row, all 10 this season and all 12 games at left tackle in 2012

Year	GP/GS
2013	10/10
Car.	34/22

#65 JACOB GILLIAM
6-4, 287, R.Jr., KNOXVILLE, TENN.

- Local product from Farragut HS, made college debut in 2012 finale vs. Kentucky (11/24)
- Played three games in 2013 as reserve lineman; squad member each of the last two seasons
- Played LT at Farragut HS, earned All-District and All-KIL accolades as a senior

Year	GP/GS
2013	3/0
Car.	4/0

LG



#78 ALEX BULLARD
6-2, 302, RSo., FRANKLIN, TENN.

- Earned starting left guard spot over Marcus Jackson in camp; Started first nine games this year
- Versatile lineman can play all three spots and also used as a blocking tight end in 2012
- Started at TE vs. Alabama & RG at SC; Started 12 gms in 2011: last 6 at C, after first 6 games at LG
- Nashville-area native played in three games with Notre Dame before coming home to UT in '11

Year	GP/GS
2013	10/9
Car.	36/23

#75 MARCUS JACKSON
6-2, 307, Jr., VERO BEACH, FLA.

- Played in all 12 games as a sophomore as a reserve; has played in all 24 games of college career
- 2011 Phil Steele Freshman All-American First Team; 2011 SEC All-Freshman Team Selection
- Played all 12 games in 2011, was one of 16 true freshmen to play for Vols

Year	GP/GS
2013	0/0
Car.	24/6

C



#64 JAMES STONE
6-3, 291, Sr., NASHVILLE, TENN.

- Started all 12 games at center in 2012 and has started 37 of 43 collegiate contests
- Started at center in first six games of 2013, started at left guard (5th time in career) vs. #11 SC
- Regained starting role in 2012 preseason camp after starting first six games of 2011 at center
- A left-hander, Stone is snapping under center with right hand and shotgun snaps with left hand

Year	GP/GS
2013	10/10
Car.	43/37

#57 MACK CROWDER
6-2, 280, RSo., BRISTOL, TENN.

- Played in six games this season as a reserve lineman, at center, left guard and tight end
- Drew first career start, at center, vs. #11 South Carolina (10/19)
- Played in two games as a reserve center in 2012 for first two college games (UK, GSU)

Year	GP/GS
2013	6/1
Car.	8/1

RG



#72 ZACH FULTON
6-5, 323, Sr., HOMEWOOD, ILL.

- 2013 SEC Coaches Preseason All-SEC Second Team; Preseason Senior Bowl Watch List
- Started 38 of last 41 games dating to end of 2010 at right guard
- SEC Offensive Lineman of the Week (9/3/2012). First Vol to earn that award since 2009
- In 2012, started first seven games and 12 overall at right guard

Year	GP/GS
2013	10/10
Car.	45/38

#71 DYLAN WIESMAN
6-3, 308, Fr., CINCINNATI, OHIO

- College debut vs. WKU; Consensus 3-star recruit coming out of Colerain HS in Cincinnati
- Named Associated Press Division I first-team as a senior; 33-4 record in high school
- In HS, 3-year starter helping his team to three straight Greater Miami (Ohio) Conference titles

Year	GP/GS
2013	9/0

RT



#70 JA'WAN JAMES
6-6, 318, Sr., SUWANEE, GA.

- 2013 SEC Coaches Preseason Second Team All-SEC; SEC Media Preseason Second Team All-SEC
- 2013 Outland Trophy Watch List; 2013 Senior Bowl Watch List
- Started all 47 games of college career, all at right tackle including 12 each in 2011 and 2012
- Stands 2nd in all-time in career games started by an O-Line at UT with 47; Jeff Smith (48 record)

Year	GP/GS
2013	10/10
Car.	47/47

#77 KYLER KERBYSON
6-4, 306, RSo., KNOXVILLE, TENN.

- Played in all 10 games this season after seeing limited action in seven games in 2012
- Redshirted as a true freshman in 2011, was listed as back-up right tackle all season
- Named Tennessee Mr. Football AAA Lineman of the Year in 2010; Earned TSWA All-State honors

Year	GP/GS
2013	10/0
Car.	17/0

DEPTH CHART NOTES: DEFENSE

LE		<p>#55 JACQUES SMITH Pronounced (Jock-KWEZ) 6-2, 243, Sr., OOLTEWAH, TENN.</p> <ul style="list-style-type: none"> 100th career tackle vs. #6 UGA, as he made season-best 5 tackles First-career INT, returned for first-career TD (18 yds) vs. #7 Auburn (11/9) Suffered broken right thumb on Aug. 6, in camp, missed 5 weeks In 2012, started 4x at JACK LB & 2x at SLB after playing DL in 2010, 2011 	<table border="1"> <thead> <tr> <th>Year</th> <th>GP/GS</th> <th>UT</th> <th>AT</th> <th>TT</th> <th>Sack</th> <th>TFLs</th> </tr> </thead> <tbody> <tr> <td>2013</td> <td>8/7</td> <td>10</td> <td>8</td> <td>18</td> <td>0-0</td> <td>1-2</td> </tr> <tr> <td>Car.</td> <td>45/21</td> <td>66</td> <td>45</td> <td>110</td> <td>4-23</td> <td>20.5-80</td> </tr> <tr> <td colspan="7">Car. Highs: Tackles: 9, Sack: 1, TFLs: 2</td> </tr> </tbody> </table>	Year	GP/GS	UT	AT	TT	Sack	TFLs	2013	8/7	10	8	18	0-0	1-2	Car.	45/21	66	45	110	4-23	20.5-80	Car. Highs: Tackles: 9, Sack: 1, TFLs: 2										
	Year	GP/GS	UT	AT	TT	Sack	TFLs																												
2013	8/7	10	8	18	0-0	1-2																													
Car.	45/21	66	45	110	4-23	20.5-80																													
Car. Highs: Tackles: 9, Sack: 1, TFLs: 2																																			
NT		<p>#54 JORDAN WILLIAMS 6-5, 260, Jr., GAINESVILLE, FLA.</p> <ul style="list-style-type: none"> 18 tackles on season; Racked up 1.5 sacks as part of 4 tackles vs. WKU Started five of last six games in 2012 at JACK LB; Made 17 tackles on year Dad Keith played def. line at Florida in 80s; sister Janine played VB at UF 	<table border="1"> <thead> <tr> <th>Year</th> <th>GP/GS</th> <th>UT</th> <th>AT</th> <th>TT</th> <th>Sack</th> <th>TFLs</th> </tr> </thead> <tbody> <tr> <td>2013</td> <td>9/4</td> <td>9</td> <td>9</td> <td>18</td> <td>1.5-8</td> <td>1.5-8</td> </tr> <tr> <td>Car.</td> <td>29/8</td> <td>23</td> <td>15</td> <td>38</td> <td>4.5-28</td> <td>6.5-31</td> </tr> <tr> <td colspan="7">Car. Highs: Tackles: 5, Sack: 1.5, TFLs: 3</td> </tr> </tbody> </table>	Year	GP/GS	UT	AT	TT	Sack	TFLs	2013	9/4	9	9	18	1.5-8	1.5-8	Car.	29/8	23	15	38	4.5-28	6.5-31	Car. Highs: Tackles: 5, Sack: 1.5, TFLs: 3										
	Year	GP/GS	UT	AT	TT	Sack	TFLs																												
2013	9/4	9	9	18	1.5-8	1.5-8																													
Car.	29/8	23	15	38	4.5-28	6.5-31																													
Car. Highs: Tackles: 5, Sack: 1.5, TFLs: 3																																			
DT		<p>#50 COREY VEREEN 6-2, 248, Fr., WINTER GARDEN, FLA.</p> <ul style="list-style-type: none"> Freshman debuted at UF (9/17) after missing 2 games with knee injury First tackle came on 7-yard sack vs. UGA; Two tackles in five games 	<table border="1"> <thead> <tr> <th>Year</th> <th>GP/GS</th> <th>UT</th> <th>AT</th> <th>TT</th> <th>Sack</th> <th>TFLs</th> </tr> </thead> <tbody> <tr> <td>2013</td> <td>8/0</td> <td>8</td> <td>4</td> <td>12</td> <td>1-7</td> <td>1-7</td> </tr> <tr> <td>Car. Highs:</td> <td colspan="6">Tackles: 4, Sack: 1, TFLs: 1</td> </tr> </tbody> </table>	Year	GP/GS	UT	AT	TT	Sack	TFLs	2013	8/0	8	4	12	1-7	1-7	Car. Highs:	Tackles: 4, Sack: 1, TFLs: 1																
	Year	GP/GS	UT	AT	TT	Sack	TFLs																												
2013	8/0	8	4	12	1-7	1-7																													
Car. Highs:	Tackles: 4, Sack: 1, TFLs: 1																																		
DE		<p>#98 DANIEL McCULLERS 6-8, 351, Sr., RALEIGH, N.C.</p> <ul style="list-style-type: none"> 2013 SEC Coaches Preseason 2nd Team; SEC Media Preseason 3rd Team 2013 Bronko Nagurski, Outland Trophy, Bednarik, Preseason Watch Lists 2013 Senior Bowl Watch List; In 2012, won NT starting job in camp Six tackles vs. both S. Ala., & #11 SC; 25 tackles overall as senior 	<table border="1"> <thead> <tr> <th>Year</th> <th>GP/GS</th> <th>UT</th> <th>AT</th> <th>TT</th> <th>Sack</th> <th>TFLs</th> </tr> </thead> <tbody> <tr> <td>2013</td> <td>10/10</td> <td>17</td> <td>9</td> <td>26</td> <td>0.5-1</td> <td>4.5-8</td> </tr> <tr> <td>Car.</td> <td>22/17</td> <td>37</td> <td>28</td> <td>65</td> <td>1.5-2</td> <td>10-15</td> </tr> <tr> <td colspan="7">Car. Highs: Tkl: 8, TFLs: 2.5, Blk: 1, FF: 1</td> </tr> </tbody> </table>	Year	GP/GS	UT	AT	TT	Sack	TFLs	2013	10/10	17	9	26	0.5-1	4.5-8	Car.	22/17	37	28	65	1.5-2	10-15	Car. Highs: Tkl: 8, TFLs: 2.5, Blk: 1, FF: 1										
	Year	GP/GS	UT	AT	TT	Sack	TFLs																												
2013	10/10	17	9	26	0.5-1	4.5-8																													
Car.	22/17	37	28	65	1.5-2	10-15																													
Car. Highs: Tkl: 8, TFLs: 2.5, Blk: 1, FF: 1																																			
DE		<p>#93 GREGORY CLARK 6-2, 327, R.Jr., WARNER ROBINS, GA.</p> <ul style="list-style-type: none"> Played in nine games this season, had one tackle in first 3 games played Played in one game in both 2011 and 2012; did not make a tackle Earned Andy Spiva Most Improved Player In Spring of 2012 	<table border="1"> <thead> <tr> <th>Year</th> <th>GP/GS</th> <th>UT</th> <th>AT</th> <th>TT</th> <th>Sack</th> <th>TFLs</th> </tr> </thead> <tbody> <tr> <td>2013</td> <td>9/0</td> <td>3</td> <td>3</td> <td>6</td> <td>0-0</td> <td>0-0</td> </tr> <tr> <td>Car.</td> <td>11/0</td> <td>3</td> <td>3</td> <td>6</td> <td>0-0</td> <td>0-0</td> </tr> <tr> <td colspan="7">Car. Highs: Tackles: 1, Sack: 0, TFLs: 0</td> </tr> </tbody> </table>	Year	GP/GS	UT	AT	TT	Sack	TFLs	2013	9/0	3	3	6	0-0	0-0	Car.	11/0	3	3	6	0-0	0-0	Car. Highs: Tackles: 1, Sack: 0, TFLs: 0										
	Year	GP/GS	UT	AT	TT	Sack	TFLs																												
2013	9/0	3	3	6	0-0	0-0																													
Car.	11/0	3	3	6	0-0	0-0																													
Car. Highs: Tackles: 1, Sack: 0, TFLs: 0																																			
DE		<p>#97 DANIEL HOOD 6-4, 277, Rsr., KNOXVILLE, TENN.</p> <ul style="list-style-type: none"> Local product won starting role in camp, 33 tackles in 40 career games Career high four tackles including half TFL and two QB hurries vs. #11 SC First-career INT in 2013 opener vs. Austin Peay; two tackles w/TFL Moved to defense for sophomore season in 2011 after playing OL in 2010 	<table border="1"> <thead> <tr> <th>Year</th> <th>GP/GS</th> <th>UT</th> <th>AT</th> <th>TT</th> <th>Sack</th> <th>TFLs</th> </tr> </thead> <tbody> <tr> <td>2013</td> <td>10/10</td> <td>7</td> <td>11</td> <td>18</td> <td>0-0</td> <td>1.5-4</td> </tr> <tr> <td>Car.</td> <td>40/18</td> <td>12</td> <td>21</td> <td>33</td> <td>1-3</td> <td>3.5-8</td> </tr> <tr> <td colspan="7">Car. Highs: Tkl: 3, Sack: 1, TFLs: 1, Int: 1</td> </tr> </tbody> </table>	Year	GP/GS	UT	AT	TT	Sack	TFLs	2013	10/10	7	11	18	0-0	1.5-4	Car.	40/18	12	21	33	1-3	3.5-8	Car. Highs: Tkl: 3, Sack: 1, TFLs: 1, Int: 1										
	Year	GP/GS	UT	AT	TT	Sack	TFLs																												
2013	10/10	7	11	18	0-0	1.5-4																													
Car.	40/18	12	21	33	1-3	3.5-8																													
Car. Highs: Tkl: 3, Sack: 1, TFLs: 1, Int: 1																																			
DE		<p>#95 DANNY O'BRIEN 6-2, 287, Rfr., FLINT, MICH.</p> <ul style="list-style-type: none"> First career sack with a 4-yard stop as part of career high 3 tackles vs. SC Made college debut vs. Austin Peay and made one tackle for a 3-yd TFL Only Michigan native on roster, the same home state as Butch Jones 	<table border="1"> <thead> <tr> <th>Year</th> <th>GP/GS</th> <th>UT</th> <th>AT</th> <th>TT</th> <th>Sack</th> <th>TFLs</th> </tr> </thead> <tbody> <tr> <td>2013</td> <td>10/0</td> <td>7</td> <td>3</td> <td>10</td> <td>1-4</td> <td>2-7</td> </tr> <tr> <td>Car. Highs:</td> <td colspan="6">Tackles: 3, Sack: 1, TFLs: 1</td> </tr> </tbody> </table>	Year	GP/GS	UT	AT	TT	Sack	TFLs	2013	10/0	7	3	10	1-4	2-7	Car. Highs:	Tackles: 3, Sack: 1, TFLs: 1																
	Year	GP/GS	UT	AT	TT	Sack	TFLs																												
2013	10/0	7	3	10	1-4	2-7																													
Car. Highs:	Tackles: 3, Sack: 1, TFLs: 1																																		
DE		<p>#80 COREY MILLER 6-3, 265, Sr., WELLFORD, S.C.</p> <ul style="list-style-type: none"> 10 starts at DE in 2013; 27 tackles on season; 6-yard sack at Oregon Five tackles as part of Vols win over his home state #11 SC (10/19) Huge 8-yard sack late in game vs. South Alabama as part of 4 tackle-game Started two games on D-Line in 2012; Career-high 2 TFLs at Vanderbilt 	<table border="1"> <thead> <tr> <th>Year</th> <th>GP/GS</th> <th>UT</th> <th>AT</th> <th>TT</th> <th>Sack</th> <th>TFLs</th> </tr> </thead> <tbody> <tr> <td>2013</td> <td>10/10</td> <td>21</td> <td>6</td> <td>27</td> <td>2-14</td> <td>2.5-15</td> </tr> <tr> <td>Car.</td> <td>47/17</td> <td>46</td> <td>27</td> <td>73</td> <td>5-29</td> <td>10.5-46</td> </tr> <tr> <td colspan="7">Car. Highs: Tackles: 6, Sack: 1, TFLs: 2</td> </tr> </tbody> </table>	Year	GP/GS	UT	AT	TT	Sack	TFLs	2013	10/10	21	6	27	2-14	2.5-15	Car.	47/17	46	27	73	5-29	10.5-46	Car. Highs: Tackles: 6, Sack: 1, TFLs: 2										
	Year	GP/GS	UT	AT	TT	Sack	TFLs																												
2013	10/10	21	6	27	2-14	2.5-15																													
Car.	47/17	46	27	73	5-29	10.5-46																													
Car. Highs: Tackles: 6, Sack: 1, TFLs: 2																																			
DE		<p>#58 MARLON WALLS 6-2, 272, Rsr., OLIVE BRANCH, MISS.</p> <ul style="list-style-type: none"> Has 18 tackles on the season; team-best 6.5 TFLs & 4.5 sacks Best game of career with career high 2.5 sacks/2.5 TFLs part of 4 tackles Posted a 6-yard sack at #2 Oregon; vs. APSU, 3 tackles, 1.5 TFLs, sack 	<table border="1"> <thead> <tr> <th>Year</th> <th>GP/GS</th> <th>UT</th> <th>AT</th> <th>TT</th> <th>Sack</th> <th>TFLs</th> </tr> </thead> <tbody> <tr> <td>2013</td> <td>9/0</td> <td>15</td> <td>4</td> <td>19</td> <td>4.5-21</td> <td>6.5-27</td> </tr> <tr> <td>Car.</td> <td>40/5</td> <td>34</td> <td>22</td> <td>56</td> <td>5.5-27</td> <td>10.5-37</td> </tr> <tr> <td colspan="7">Car. Highs: Tackles: 5, Sack: 2.5, TFLs: 2.5</td> </tr> </tbody> </table>	Year	GP/GS	UT	AT	TT	Sack	TFLs	2013	9/0	15	4	19	4.5-21	6.5-27	Car.	40/5	34	22	56	5.5-27	10.5-37	Car. Highs: Tackles: 5, Sack: 2.5, TFLs: 2.5										
	Year	GP/GS	UT	AT	TT	Sack	TFLs																												
2013	9/0	15	4	19	4.5-21	6.5-27																													
Car.	40/5	34	22	56	5.5-27	10.5-37																													
Car. Highs: Tackles: 5, Sack: 2.5, TFLs: 2.5																																			
WLB		<p>#41 DONTAVIS SAPP Pronounced (don-TAY-viss) 6-2, 227, Sr., VALDOSTA, GA.</p> <ul style="list-style-type: none"> Emerg'd as full-time in 2013 camp after backing up H.Lathers in 2012 Equalled career-hi with nine tackles at #10 Mizzou; 3rd on UT w/ 54 tkls Career-high 9 tackles at Florida; 8 tackles vs. WKU with force fumble Former defensive back, moved to linebacker prior to 2011 season 	<table border="1"> <thead> <tr> <th>Year</th> <th>GP/GS</th> <th>UT</th> <th>AT</th> <th>TT</th> <th>Sack</th> <th>TFLs</th> </tr> </thead> <tbody> <tr> <td>2013</td> <td>10/10</td> <td>25</td> <td>29</td> <td>54</td> <td>0-0</td> <td>4-11</td> </tr> <tr> <td>Car.</td> <td>45/12</td> <td>46</td> <td>50</td> <td>96</td> <td>1-6</td> <td>7.5-26</td> </tr> <tr> <td colspan="7">Car. Highs: Tackles: 9, Sack: 1, TFLs: 2</td> </tr> </tbody> </table>	Year	GP/GS	UT	AT	TT	Sack	TFLs	2013	10/10	25	29	54	0-0	4-11	Car.	45/12	46	50	96	1-6	7.5-26	Car. Highs: Tackles: 9, Sack: 1, TFLs: 2										
	Year	GP/GS	UT	AT	TT	Sack	TFLs																												
2013	10/10	25	29	54	0-0	4-11																													
Car.	45/12	46	50	96	1-6	7.5-26																													
Car. Highs: Tackles: 9, Sack: 1, TFLs: 2																																			
WLB		<p>#52 CHRISTIAN HARRIS 6-1, 240, RSo., WOODSTOCK, GA.</p> <ul style="list-style-type: none"> Played 10 games, with five tackles as a backup LB & on special teams Career best three tackles in opener vs. Austin Peay (8/31) Played in 10 games as a redshirt freshman in 2012 	<table border="1"> <thead> <tr> <th>Year</th> <th>GP/GS</th> <th>UT</th> <th>AT</th> <th>TT</th> <th>Sack</th> <th>TFLs</th> </tr> </thead> <tbody> <tr> <td>2013</td> <td>10/0</td> <td>4</td> <td>1</td> <td>5</td> <td>0-0</td> <td>0-0</td> </tr> <tr> <td>Car.</td> <td>20/0</td> <td>4</td> <td>1</td> <td>5</td> <td>0-0</td> <td>0-0</td> </tr> <tr> <td colspan="7">Car. Highs: Tackles: 3, Sack: 0, TFLs: 0</td> </tr> </tbody> </table>	Year	GP/GS	UT	AT	TT	Sack	TFLs	2013	10/0	4	1	5	0-0	0-0	Car.	20/0	4	1	5	0-0	0-0	Car. Highs: Tackles: 3, Sack: 0, TFLs: 0										
	Year	GP/GS	UT	AT	TT	Sack	TFLs																												
2013	10/0	4	1	5	0-0	0-0																													
Car.	20/0	4	1	5	0-0	0-0																													
Car. Highs: Tackles: 3, Sack: 0, TFLs: 0																																			
MLB		<p>#45 A.J. JOHNSON 6-2, 243, Jr., GAINESVILLE, GA.</p> <ul style="list-style-type: none"> 2013 SEC Coaches Preseason 1st Team; SEC Media Preseason 1st Team 2013 Preseason Butkus, Nagurski, Bednarik, Lott Award Watch Lists Double-figure tackles in 17 of 34 career games; leads Vols in tackles (84) In 2012, led SEC with 138 tackles (4th in NCAA) in 12 starts in 2012 	<table border="1"> <thead> <tr> <th>Year</th> <th>GP/GS</th> <th>UT</th> <th>AT</th> <th>TT</th> <th>Sack</th> <th>TFLs</th> </tr> </thead> <tbody> <tr> <td>2013</td> <td>10/10</td> <td>46</td> <td>38</td> <td>84</td> <td>0-0</td> <td>5.5-10</td> </tr> <tr> <td>Car.</td> <td>34/32</td> <td>146</td> <td>156</td> <td>302</td> <td>1-10</td> <td>18.5-42</td> </tr> <tr> <td colspan="7">Car. Highs: Tackles: 21, Sack: 1, TFLs: 2</td> </tr> </tbody> </table>	Year	GP/GS	UT	AT	TT	Sack	TFLs	2013	10/10	46	38	84	0-0	5.5-10	Car.	34/32	146	156	302	1-10	18.5-42	Car. Highs: Tackles: 21, Sack: 1, TFLs: 2										
	Year	GP/GS	UT	AT	TT	Sack	TFLs																												
2013	10/10	46	38	84	0-0	5.5-10																													
Car.	34/32	146	156	302	1-10	18.5-42																													
Car. Highs: Tackles: 21, Sack: 1, TFLs: 2																																			
MLB		<p>#47 JOHN PROPST 6-0, 219, Sr., HOOVER, ALA.</p> <ul style="list-style-type: none"> Played in 42 games as a special teams contributor & backup linebacker Three tackles at #2 Oregon after one tackle in each of first two games Played in 11 games as a freshman, earned Freshman All-SEC w/ 14 tackles 	<table border="1"> <thead> <tr> <th>Year</th> <th>GP/GS</th> <th>UT</th> <th>AT</th> <th>TT</th> <th>Sack</th> <th>TFLs</th> </tr> </thead> <tbody> <tr> <td>2013</td> <td>10/0</td> <td>4</td> <td>3</td> <td>7</td> <td>0-0</td> <td>0-0</td> </tr> <tr> <td>Car.</td> <td>42/0</td> <td>11</td> <td>17</td> <td>28</td> <td>0-0</td> <td>2-4</td> </tr> <tr> <td colspan="7">Car. Highs: Tackles: 6, Sack: 0, TFLs: 1</td> </tr> </tbody> </table>	Year	GP/GS	UT	AT	TT	Sack	TFLs	2013	10/0	4	3	7	0-0	0-0	Car.	42/0	11	17	28	0-0	2-4	Car. Highs: Tackles: 6, Sack: 0, TFLs: 1										
	Year	GP/GS	UT	AT	TT	Sack	TFLs																												
2013	10/0	4	3	7	0-0	0-0																													
Car.	42/0	11	17	28	0-0	2-4																													
Car. Highs: Tackles: 6, Sack: 0, TFLs: 1																																			
SLB		<p>#17 BRENT BREWER 6-1, 221, Sr., TYRONE, GA.</p> <ul style="list-style-type: none"> Returned to LB after playing there in spring 2012; been a safety previously Six tackles, TFL forced fumble and two pass break-ups at Florida First-career INT along with a forced fumble and two tackles vs. WKU Played four years of baseball in Milwaukee Brewers (2006-09) system 	<table border="1"> <thead> <tr> <th>Year</th> <th>GP/GS</th> <th>UT</th> <th>AT</th> <th>TT</th> <th>TFLs</th> <th>INTs</th> </tr> </thead> <tbody> <tr> <td>2013</td> <td>10/4</td> <td>14</td> <td>7</td> <td>21</td> <td>1.5-2</td> <td>2-0</td> </tr> <tr> <td>Car.</td> <td>43/20</td> <td>69</td> <td>33</td> <td>102</td> <td>6.5-12</td> <td>2-0</td> </tr> <tr> <td colspan="7">Car. Highs: Tackles: 9, TFLs: 1, INTs: 1</td> </tr> </tbody> </table>	Year	GP/GS	UT	AT	TT	TFLs	INTs	2013	10/4	14	7	21	1.5-2	2-0	Car.	43/20	69	33	102	6.5-12	2-0	Car. Highs: Tackles: 9, TFLs: 1, INTs: 1										
	Year	GP/GS	UT	AT	TT	TFLs	INTs																												
2013	10/4	14	7	21	1.5-2	2-0																													
Car.	43/20	69	33	102	6.5-12	2-0																													
Car. Highs: Tackles: 9, TFLs: 1, INTs: 1																																			
SLB		<p>#48 GREG KING 6-2, 247, Rsr., MEMPHIS, TENN.</p> <ul style="list-style-type: none"> Injured-plagued Memphis native has played in 23 games at UT Saw action vs. Austin Peay in 2013 opener and made one tackle Saw action in 9 games with 2 starts as a true freshman in 2009 	<table border="1"> <thead> <tr> <th>Year</th> <th>GP/GS</th> <th>UT</th> <th>AT</th> <th>TT</th> <th>Sack</th> <th>TFLs</th> </tr> </thead> <tbody> <tr> <td>2013</td> <td>8/0</td> <td>1</td> <td>1</td> <td>2</td> <td>0-0</td> <td>0-0</td> </tr> <tr> <td>Car.</td> <td>24/2</td> <td>16</td> <td>18</td> <td>34</td> <td>0-0</td> <td>2-2</td> </tr> <tr> <td colspan="7">Car. Highs: Tackles: 6, Sack: 0, TFLs: 1</td> </tr> </tbody> </table>	Year	GP/GS	UT	AT	TT	Sack	TFLs	2013	8/0	1	1	2	0-0	0-0	Car.	24/2	16	18	34	0-0	2-2	Car. Highs: Tackles: 6, Sack: 0, TFLs: 1										
	Year	GP/GS	UT	AT	TT	Sack	TFLs																												
2013	8/0	1	1	2	0-0	0-0																													
Car.	24/2	16	18	34	0-0	2-2																													
Car. Highs: Tackles: 6, Sack: 0, TFLs: 1																																			
CB		<p>#27 JUSTIN COLEMAN 5-10, 184, Jr., BRUNSWICK, GA.</p> <ul style="list-style-type: none"> Emerg'd as a leader on defense in 2013, starting at CB; has 32 tackles First-career INT, returned for first career TD (23 yds) vs. WKU In last 7 games of 2012: 52 tkls (7.4 per gm), career-hi 13 vs. #1 Alabama Played all 12 games, starting four (including first two) as true fresh in 2011 	<table border="1"> <thead> <tr> <th>Year</th> <th>GP/GS</th> <th>UT</th> <th>AT</th> <th>TT</th> <th>TFLs</th> <th>INT</th> <th>PD</th> </tr> </thead> <tbody> <tr> <td>2013</td> <td>10/10</td> <td>25</td> <td>7</td> <td>32</td> <td>1-1</td> <td>1-23</td> <td>6</td> </tr> <tr> <td>Car.</td> <td>34/23</td> <td>70</td> <td>31</td> <td>101</td> <td>4.5-6</td> <td>1-23</td> <td>11</td> </tr> <tr> <td colspan="8">Car. Highs: Tackles: 13, TFLs: 1, INTs: 1</td> </tr> </tbody> </table>	Year	GP/GS	UT	AT	TT	TFLs	INT	PD	2013	10/10	25	7	32	1-1	1-23	6	Car.	34/23	70	31	101	4.5-6	1-23	11	Car. Highs: Tackles: 13, TFLs: 1, INTs: 1							
	Year	GP/GS	UT	AT	TT	TFLs	INT	PD																											
2013	10/10	25	7	32	1-1	1-23	6																												
Car.	34/23	70	31	101	4.5-6	1-23	11																												
Car. Highs: Tackles: 13, TFLs: 1, INTs: 1																																			
CB		<p>#22 MALIK FOREMAN 5-10, 177, Fr., KINGSPORT, TENN.</p> <ul style="list-style-type: none"> True Fr. had INT in debut vs. APSU, first Vol to do so since D.Goodrich in '96 Began his senior season as a WR and caught 14 passes for 278 yards and four TD; after injury moved to QB and threw for 586 yards, ran for 1,270 yds 	<table border="1"> <thead> <tr> <th>Year</th> <th>GP/GS</th> <th>UT</th> <th>AT</th> <th>TT</th> <th>TFLs</th> <th>INT</th> <th>PD</th> </tr> </thead> <tbody> <tr> <td>2013</td> <td>7/0</td> <td>6</td> <td>2</td> <td>8</td> <td>1-3</td> <td>1-4</td> <td>1</td> </tr> <tr> <td>Car.</td> <td>Highs:</td> <td colspan="6">Tkl: 3, INT: 1, PD: 1, TFL: 0</td> </tr> </tbody> </table>	Year	GP/GS	UT	AT	TT	TFLs	INT	PD	2013	7/0	6	2	8	1-3	1-4	1	Car.	Highs:	Tkl: 3, INT: 1, PD: 1, TFL: 0													
	Year	GP/GS	UT	AT	TT	TFLs	INT	PD																											
2013	7/0	6	2	8	1-3	1-4	1																												
Car.	Highs:	Tkl: 3, INT: 1, PD: 1, TFL: 0																																	
SS		<p>#37 BRIAN RANDOLPH 6-0, 199, RSo., KENNESAW, GA.</p> <ul style="list-style-type: none"> Returned to lineup in 2013, starting at SS; Second on team with 61 tkls Leads team with 3 INTs; Two INTs vs. WKU, first 2 interceptions of career Game-sealing INT in end zone vs. USA; also tied career-high with 12 tkls Game-best 11 tackles with 2 TFLs at #19 Florida (9/21); 100th career tackle 	<table border="1"> <thead> <tr> <th>Year</th> <th>GP/GS</th> <th>UT</th> <th>AT</th> <th>TT</th> <th>TFLs</th> <th>INT</th> <th>FR</th> </tr> </thead> <tbody> <tr> <td>2013</td> <td>5/0</td> <td>3</td> <td>7</td> <td>10</td> <td>0.5-1</td> <td>0-0</td> <td>1</td> </tr> <tr> <td>Car. Highs:</td> <td colspan="7">Tkl: 5, INT: 0, FR: 1, TFL: 0.5</td> </tr> </tbody> </table>	Year	GP/GS	UT	AT	TT	TFLs	INT	FR	2013	5/0	3	7	10	0.5-1	0-0	1	Car. Highs:	Tkl: 5, INT: 0, FR: 1, TFL: 0.5														
	Year	GP/GS	UT	AT	TT	TFLs	INT	FR																											
2013	5/0	3	7	10	0.5-1	0-0	1																												
Car. Highs:	Tkl: 5, INT: 0, FR: 1, TFL: 0.5																																		
SS		<p>#46 MAX ARNOLD 5-11, 188, RSo., MCKENZIE, TENN.</p> <ul style="list-style-type: none"> Emerg'd as the backup SS after strong play in spring and fall of 2013 Career-high five tackles vs. #7 Auburn (11/9); Has 10 tackles on season Recovered a fumble and returned it 23 yards vs. WKU (9/7) 	<table border="1"> <thead> <tr> <th>Year</th> <th>GP/GS</th> <th>UT</th> <th>AT</th> <th>TT</th> <th>TFLs</th> <th>INT</th> <th>PD</th> </tr> </thead> <tbody> <tr> <td>2013</td> <td>10/10</td> <td>30</td> <td>17</td> <td>47</td> <td>1-5</td> <td>1-16</td> <td>3</td> </tr> <tr> <td>Car.</td> <td>21/17</td> <td>63</td> <td>42</td> <td>105</td> <td>1-5</td> <td>1-16</td> <td>4</td> </tr> <tr> <td colspan="8">Car. Highs: Tkl: 10, INT: 1, PD: 1, FR: 1</td> </tr> </tbody> </table>	Year	GP/GS	UT	AT	TT	TFLs	INT	PD	2013	10/10	30	17	47	1-5	1-16	3	Car.	21/17	63	42	105	1-5	1-16	4	Car. Highs: Tkl: 10, INT: 1, PD: 1, FR: 1							
	Year	GP/GS	UT	AT	TT	TFLs	INT	PD																											
2013	10/10	30	17	47	1-5	1-16	3																												
Car.	21/17	63	42	105	1-5	1-16	4																												
Car. Highs: Tkl: 10, INT: 1, PD: 1, FR: 1																																			
FS		<p>#33 LaDARRELL McNEIL 6-1, 199, So., DALLAS, TEXAS</p> <ul style="list-style-type: none"> Started 17 games in a row; fourth on team in tackles with 47 Led UT with 10 tackles vs. WKU (9/7); 1st career INT vs. S.Alabama (9/28) Started last 9 games of 2012; with 58 total tackles (55 in final 9 gms) 1st UT true freshman to start in 2012 after Vols had 39 frosh starts in 2011 	<table border="1"> <thead> <tr> <th>Year</th> <th>GP/GS</th> <th>UT</th> <th>AT</th> <th>TT</th> <th>TFLs</th> <th>INT</th> <th>PD</th> </tr> </thead> <tbody> <tr> <td>2013</td> <td>10/0</td> <td>16</td> <td>6</td> <td>22</td> <td>1-1</td> <td>0-0</td> <td>2</td> </tr> <tr> <td>Car.</td> <td>33/14</td> <td>68</td> <td>46</td> <td>114</td> <td>3-5</td> <td>5-88</td> <td>12</td> </tr> <tr> <td colspan="8">Car. Highs: Tkl: 12, INT: 2, PD: 3, TFL: 1</td> </tr> </tbody> </table>	Year	GP/GS	UT	AT	TT	TFLs	INT	PD	2013	10/0	16	6	22	1-1	0-0	2	Car.	33/14	68	46	114	3-5	5-88	12	Car. Highs: Tkl: 12, INT: 2, PD: 3, TFL: 1							
	Year	GP/GS	UT	AT	TT	TFLs	INT	PD																											
2013	10/0	16	6	22	1-1	0-0	2																												
Car.	33/14	68	46	114	3-5	5-88	12																												
Car. Highs: Tkl: 12, INT: 2, PD: 3, TFL: 1																																			
FS		<p>#3 BYRON MOORE 6-0, 208, Rsr., CARSON, CALIF.</p> <ul style="list-style-type: none"> Led Vols in tackles in opener vs. Austin Peay with five tackles Tied for second on team in special teams tackles with 6 with J. Toney In 2012, was tied for 11th in NCAA with five INTs; last INT came at Vandy 	<table border="1"> <thead> <tr> <th>Year</th> <th>GP/GS</th> <th>UT</th> <th>AT</th> <th>TT</th> <th>TFLs</th> <th>INT</th> <th>PD</th> </tr> </thead> <tbody> <tr> <td>2013</td> <td>10/0</td> <td>16</td> <td>6</td> <td>22</td> <td>1-1</td> <td>0-0</td> <td>2</td> </tr> <tr> <td>Car.</td> <td>33/14</td> <td>68</td> <td>46</td> <td>114</td> <td>3-5</td> <td>5-88</td> <td>12</td> </tr> <tr> <td colspan="8">Car. Highs: Tkl: 12, INT: 2, PD: 3, TFL: 1</td> </tr> </tbody> </table>	Year	GP/GS	UT	AT	TT	TFLs	INT	PD	2013	10/0	16	6	22	1-1	0-0	2	Car.	33/14	68	46	114	3-5	5-88	12	Car. Highs: Tkl: 12, INT: 2, PD: 3, TFL: 1							
	Year	GP/GS	UT	AT	TT	TFLs	INT	PD																											
2013	10/0	16	6	22	1-1	0-0	2																												
Car.	33/14	68	46	114	3-5	5-88	12																												
Car. Highs: Tkl: 12, INT: 2, PD: 3, TFL: 1																																			
CB		<p>#23 CAMERON SUTTON 6-1, 180, Fr., JONESBORO, GA.</p> <ul style="list-style-type: none"> 1st Vol true frosh with a INT-TD since Eric Berry after 36-yr ret. vs. WKU Career high 7 tackles along with three pass break-ups vs. So. Alabama Started as a true Fr. at CB; Last Vol true Fr. DB to start was Coleman ('11) First newcomer to have his black stripe removed during camp in 2013 	<table border="1"> <thead> <tr> <th>Year</th> <th>GP/GS</th> <th>UT</th> <th>AT</th> <th>TT</th> <th>TFLs</th> <th>INT</th> <th>PD</th> </tr> </thead> <tbody> <tr> <td>2013</td> <td>10/10</td> <td>30</td> <td>4</td> <td>34</td> <td>4-10</td> <td>2-36</td> <td>7</td> </tr> <tr> <td>Car. Highs:</td> <td colspan="7">Tkl: 7, INT: 1, PD: 3, FR: 1, Sack: 1, TFL: 2</td> </tr> </tbody> </table>	Year	GP/GS	UT	AT	TT	TFLs	INT	PD	2013	10/10	30	4	34	4-10	2-36	7	Car. Highs:	Tkl: 7, INT: 1, PD: 3, FR: 1, Sack: 1, TFL: 2														
	Year	GP/GS	UT	AT	TT	TFLs	INT	PD																											
2013	10/10	30	4	34	4-10	2-36	7																												
Car. Highs:	Tkl: 7, INT: 1, PD: 3, FR: 1, Sack: 1, TFL: 2																																		
CB		<p>#9 REGGIE JUIN 5-7, 173, Rsr., CONYERS, GA.</p> <ul style="list-style-type: none"> Made college debut vs. Austin Peay and made a tackle; played 4 games Member of both the football team and Vols track and field program Moved from RB to DB midway through fall camp; 3rd year in program 	<table border="1"> <thead> <tr> <th>Year</th> <th>GP/GS</th> <th>UT</th> <th>AT</th> <th>TT</th> <th>TFLs</th> <th>INT</th> <th>PD</th> </tr> </thead> <tbody> <tr> <td>2013</td> <td>4/0</td> <td>1</td> <td>1</td> <td>2</td> <td>0-0</td> <td>0-0</td> <td>0</td> </tr> <tr> <td>Car. Highs:</td> <td colspan="7">Tkl: 1, INT: 0, PD: 0, TFL: 0</td> </tr> </tbody> </table>	Year	GP/GS	UT	AT	TT	TFLs	INT	PD	2013	4/0	1	1	2	0-0	0-0	0	Car. Highs:	Tkl: 1, INT: 0, PD: 0, TFL: 0														
	Year	GP/GS	UT	AT	TT	TFLs	INT	PD																											
2013	4/0	1	1	2	0-0	0-0	0																												
Car. Highs:	Tkl: 1, INT: 0, PD: 0, TFL: 0																																		
NK		<p>#35 JaRON TONEY 5-10, 184, R.Jr., ALCOA, TENN.</p> <ul style="list-style-type: none"> Former TB made an impact in secondary in nickel and dime situations Started 1st 3 games of season at nickelback; 5th on team with 37 tackles Tied for second on team in special teams tackles with 6 with B.Moore In 2012, played in 11 games, starting last 4, with 42 tkls (37 in 3 starts) 	<table border="1"> <thead> <tr> <th>Year</th> <th>GP/GS</th> <th>UT</th> <th>AT</th> <th>TT</th> <th>TFLs</th> <th>INT</th> <th>PD</th> </tr> </thead> <tbody> <tr> <td>2013</td> <td>10/5</td> <td>25</td> <td>12</td> <td>37</td> <td>1-1</td> <td>0-0</td> <td>0</td> </tr> <tr> <td>Car.</td> <td>26/9</td> <td>55</td> <td>24</td> <td>79</td> <td>3-3</td> <td>0-0</td> <td>3</td> </tr> <tr> <td colspan="8">Car. Highs: Tackles: 11, TFLs: 1, PDs: 2</td> </tr> </tbody> </table>	Year	GP/GS	UT	AT	TT	TFLs	INT	PD	2013	10/5	25	12	37	1-1	0-0	0	Car.	26/9	55	24	79	3-3	0-0	3	Car. Highs: Tackles: 11, TFLs: 1, PDs: 2							
	Year	GP/GS	UT	AT	TT	TFLs	INT	PD																											
2013	10/5	25	12	37	1-1	0-0	0																												
Car.	26/9	55	24	79	3-3	0-0	3																												
Car. Highs: Tackles: 11, TFLs: 1, PDs: 2																																			
NK		<p>#13 DEVAUN SWAFFORD 5-11, 184, Fr., KINGSPORT, TENN.</p> <ul style="list-style-type: none"> 2nd-career TD returning a blocked punt for TD vs. #6 Georgia (10/5) Returned first career INT for touchdown for 62 yards at Florida (9/21) 7th Vol all-time w/INT for TD & special teams TD in same season 	<table border="1"> <thead> <tr> <th>Year</th> <th>GP/GS</th> <th>UT</th> <th>AT</th> <th>TT</th> <th>TFLs</th> <th>INT</th> <th>PD</th> </tr> </thead> <tbody> <tr> <td>2013</td> <td>10/1</td> <td>4</td> <td>2</td> <td>6</td> <td>0-0</td> <td>1-62</td> <td>2</td> </tr> <tr> <td>Car. Highs:</td> <td colspan="7">Tkl: 2, INT: 2, INT: 1, PD: 1, TFL: 0</td> </tr> </tbody> </table>	Year	GP/GS	UT	AT	TT	TFLs	INT	PD	2013	10/1	4	2	6	0-0	1-62	2	Car. Highs:	Tkl: 2, INT: 2, INT: 1, PD: 1, TFL: 0														
	Year	GP/GS	UT	AT	TT	TFLs	INT	PD																											
2013	10/1	4	2	6	0-0	1-62	2																												
Car. Highs:	Tkl: 2, INT: 2, INT: 1, PD: 1, TFL: 0																																		

DEPTH CHART NOTES: SPECIAL TEAMS

P	 <p>#1 MICHAEL PALARDY 5-11, 185, Sr., CORAL SPRINGS, FLA.</p> <ul style="list-style-type: none"> • Ray Guy Semifinalist with 44.6 punt avg.; FBS-best 26 inside 20-yd line • 2013 Preseason Coaches All-SEC 3rd Team P; 9th in NCAA, 1st SEC (44.7 avg) • 2nd at UT in career punting average with 42.8; 43 career punts in 20 • Career game vs. #6 Georgia (10/5) with 6 punts for career-high 51.2 avg 	<table border="1"> <thead> <tr> <th>Year</th> <th>GP/GS</th> <th>No</th> <th>Yds</th> <th>Avg</th> <th>I-20</th> <th>Lg</th> </tr> </thead> <tbody> <tr> <td>2013</td> <td>10/10</td> <td>52</td> <td>2319</td> <td>44.6</td> <td>26</td> <td>65</td> </tr> <tr> <td>Car.</td> <td>44/19</td> <td>106</td> <td>4542</td> <td>42.8</td> <td>43</td> <td>66</td> </tr> <tr> <td colspan="7">Car. Highs: Punts: 9, Avg: 51.2, Lg: 66</td> </tr> </tbody> </table>	Year	GP/GS	No	Yds	Avg	I-20	Lg	2013	10/10	52	2319	44.6	26	65	Car.	44/19	106	4542	42.8	43	66	Car. Highs: Punts: 9, Avg: 51.2, Lg: 66						
Year	GP/GS	No	Yds	Avg	I-20	Lg																								
2013	10/10	52	2319	44.6	26	65																								
Car.	44/19	106	4542	42.8	43	66																								
Car. Highs: Punts: 9, Avg: 51.2, Lg: 66																														
	<p>#43 MATT DARR 6-1, 220, R.Jr., BAKERSFIELD, CALIF.</p> <ul style="list-style-type: none"> • In 2012, punted 16 times for 40.7 yards with six inside the 20-yard line • Tied career-long with 53-yard punt at #5 Georgia • Career-best 44.5 average with one 50-yard punt vs. Florida • Served as Vols starting punter in nine games in 2011, punted in 11 overall 	<table border="1"> <thead> <tr> <th>Year</th> <th>GP/GS</th> <th>No</th> <th>Yds</th> <th>Avg</th> <th>I-20</th> <th>Lg</th> </tr> </thead> <tbody> <tr> <td>2012</td> <td>6/6</td> <td>16</td> <td>624</td> <td>39.0</td> <td>6</td> <td>53</td> </tr> <tr> <td>Career</td> <td>17/15</td> <td>56</td> <td>2149</td> <td>38.4</td> <td>16</td> <td>53</td> </tr> <tr> <td colspan="7">Car. Highs: Punts: 6, Avg: 44.5, Lg: 53</td> </tr> </tbody> </table>	Year	GP/GS	No	Yds	Avg	I-20	Lg	2012	6/6	16	624	39.0	6	53	Career	17/15	56	2149	38.4	16	53	Car. Highs: Punts: 6, Avg: 44.5, Lg: 53						
Year	GP/GS	No	Yds	Avg	I-20	Lg																								
2012	6/6	16	624	39.0	6	53																								
Career	17/15	56	2149	38.4	16	53																								
Car. Highs: Punts: 6, Avg: 44.5, Lg: 53																														
PK	 <p>#1 MICHAEL PALARDY 5-11, 185, Sr., CORAL SPRINGS, FLA.</p>	<table border="1"> <thead> <tr> <th>Year</th> <th>GP/GS</th> <th>FG</th> <th>FGA</th> <th>PAT</th> <th>Att</th> <th>Pts</th> </tr> </thead> <tbody> <tr> <td>2013</td> <td>10/10</td> <td>13</td> <td>15</td> <td>30</td> <td>30</td> <td>69</td> </tr> <tr> <td>Car.</td> <td>44/36</td> <td>36</td> <td>48</td> <td>105</td> <td>110</td> <td>213</td> </tr> <tr> <td colspan="7">Car. Highs: FGs: 3, FGAs: 4, Lg.: 52, PATs: 7</td> </tr> </tbody> </table>	Year	GP/GS	FG	FGA	PAT	Att	Pts	2013	10/10	13	15	30	30	69	Car.	44/36	36	48	105	110	213	Car. Highs: FGs: 3, FGAs: 4, Lg.: 52, PATs: 7						
Year	GP/GS	FG	FGA	PAT	Att	Pts																								
2013	10/10	13	15	30	30	69																								
Car.	44/36	36	48	105	110	213																								
Car. Highs: FGs: 3, FGAs: 4, Lg.: 52, PATs: 7																														
	<p>#42 DERRICK BRODUS 5-11, 188, R.Jr., MARYVILLE, TENN.</p> <ul style="list-style-type: none"> • Tied Tennessee record for most kicking points in a game with 17 vs. Akron (9/22) on 4-4 FGs and 5-5 PATs (Tied Alex Walls 2002, Fuad Reveiz 1982 and Alan Duncan 1978) 	<table border="1"> <thead> <tr> <th>Year</th> <th>GP/GS</th> <th>FG</th> <th>FGA</th> <th>PAT</th> <th>Att</th> <th>Pts</th> </tr> </thead> <tbody> <tr> <td>2012</td> <td>4/3</td> <td>6</td> <td>7</td> <td>12</td> <td>14</td> <td>30</td> </tr> <tr> <td>Car.</td> <td>5/4</td> <td>7</td> <td>8</td> <td>15</td> <td>17</td> <td>36</td> </tr> <tr> <td colspan="7">Car. Highs: FGs: 4, FGAs: 4, Lg.: 37, PATs: 5</td> </tr> </tbody> </table>	Year	GP/GS	FG	FGA	PAT	Att	Pts	2012	4/3	6	7	12	14	30	Car.	5/4	7	8	15	17	36	Car. Highs: FGs: 4, FGAs: 4, Lg.: 37, PATs: 5						
Year	GP/GS	FG	FGA	PAT	Att	Pts																								
2012	4/3	6	7	12	14	30																								
Car.	5/4	7	8	15	17	36																								
Car. Highs: FGs: 4, FGAs: 4, Lg.: 37, PATs: 5																														
KO	 <p>#1 MICHAEL PALARDY 5-11, 185, Sr., CORAL SPRINGS, FLA.</p>	<table border="1"> <thead> <tr> <th>Year</th> <th>GP</th> <th>KO</th> <th>Yds</th> <th>Avg</th> <th>TB</th> <th>OB</th> </tr> </thead> <tbody> <tr> <td>2013</td> <td>10</td> <td>52</td> <td>3228</td> <td>62.1</td> <td>17</td> <td>0</td> </tr> <tr> <td>Car.</td> <td>44</td> <td>216</td> <td>13370</td> <td>61.9</td> <td>48</td> <td>10</td> </tr> <tr> <td colspan="7">Car. Highs: Avg: 64.8 TBs: 5</td> </tr> </tbody> </table>	Year	GP	KO	Yds	Avg	TB	OB	2013	10	52	3228	62.1	17	0	Car.	44	216	13370	61.9	48	10	Car. Highs: Avg: 64.8 TBs: 5						
Year	GP	KO	Yds	Avg	TB	OB																								
2013	10	52	3228	62.1	17	0																								
Car.	44	216	13370	61.9	48	10																								
Car. Highs: Avg: 64.8 TBs: 5																														
	<p>#42 DERRICK BRODUS 5-11, 188, R.Jr., MARYVILLE, TENN.</p> <ul style="list-style-type: none"> • Kicked off four times in 2012 for 62.5 average • Overall in 2012, made first six field goal attempts and is 6-of-7 overall along with 12-of-14 on PATs for 30 points 	<table border="1"> <thead> <tr> <th>Year</th> <th>GP</th> <th>KO</th> <th>Yds</th> <th>Avg</th> <th>TB</th> <th>OB</th> </tr> </thead> <tbody> <tr> <td>2012</td> <td>4</td> <td>2</td> <td>125</td> <td>62.5</td> <td>0</td> <td>0</td> </tr> <tr> <td>Car.</td> <td>5</td> <td>6</td> <td>238</td> <td>59.5</td> <td>0</td> <td>0</td> </tr> </tbody> </table>	Year	GP	KO	Yds	Avg	TB	OB	2012	4	2	125	62.5	0	0	Car.	5	6	238	59.5	0	0							
Year	GP	KO	Yds	Avg	TB	OB																								
2012	4	2	125	62.5	0	0																								
Car.	5	6	238	59.5	0	0																								
LS	 <p>#53 J.R. CARR 5-10, 215, R.Sr., LOMITA, CALIF.</p>	<table border="1"> <thead> <tr> <th>Year</th> <th>GP</th> <th>GP</th> </tr> </thead> <tbody> <tr> <td>2013</td> <td>10</td> <td>10</td> </tr> <tr> <td>Car.</td> <td>22</td> <td></td> </tr> </tbody> </table>	Year	GP	GP	2013	10	10	Car.	22																				
Year	GP	GP																												
2013	10	10																												
Car.	22																													
	<p>#59 MATT GIAMPAPA 6-1, 229, R.Sr., JACKSON, TENN.</p> <ul style="list-style-type: none"> • Returned to home state after starting as snapper at Michigan State in 2011 • Snapped in all 13 games for Spartans, one of 19 true freshmen in NCAA to serve as team's starting snapper 	<table border="1"> <thead> <tr> <th>Year</th> <th>GP</th> </tr> </thead> <tbody> <tr> <td>2013</td> <td>0</td> </tr> <tr> <td>Car.</td> <td>13</td> </tr> </tbody> </table>	Year	GP	2013	0	Car.	13																						
Year	GP																													
2013	0																													
Car.	13																													
H	 <p>#3 TYLER DRUMMER 6-1, 169, R.Sr., POWELL, TENN.</p>	<table border="1"> <thead> <tr> <th>Year</th> <th>GP</th> </tr> </thead> <tbody> <tr> <td>2013</td> <td>10</td> </tr> <tr> <td>Car.</td> <td>20</td> </tr> </tbody> </table>	Year	GP	2013	10	Car.	20																						
Year	GP																													
2013	10																													
Car.	20																													
	<p>#43 MATT DARR 6-1, 220, R.Jr., BAKERSFIELD, CALIF.</p> <ul style="list-style-type: none"> • Vols holder for last 20 games in a row including every game in 2013 • Served as Vols' holder for the final 10 games of 2012 starting with Florida • Scored on 5-yard rushing TD in overtime, on a fake field goal vs. Mizzou • Transfer from the University of the Columbians where he played in 2009 	<table border="1"> <thead> <tr> <th>Year</th> <th>GP</th> </tr> </thead> <tbody> <tr> <td>2012</td> <td>6</td> </tr> <tr> <td>Car.</td> <td>17</td> </tr> </tbody> </table>	Year	GP	2012	6	Car.	17																						
Year	GP																													
2012	6																													
Car.	17																													
PR	 <p>#19 DEVRIN YOUNG 5-8, 171, Jr., KNOXVILLE, TENN.</p>	<table border="1"> <thead> <tr> <th>Year</th> <th>GP</th> <th>PR</th> <th>Yds</th> <th>Avg</th> <th>TD</th> <th>Lg</th> </tr> </thead> <tbody> <tr> <td>2013</td> <td>5</td> <td>4</td> <td>40</td> <td>10.0</td> <td>0</td> <td>14</td> </tr> <tr> <td>Career</td> <td>24</td> <td>28</td> <td>289</td> <td>10.3</td> <td>0</td> <td>43</td> </tr> <tr> <td colspan="7">Car. Highs: Returns: 4, Yds: 46, TD: 0</td> </tr> </tbody> </table>	Year	GP	PR	Yds	Avg	TD	Lg	2013	5	4	40	10.0	0	14	Career	24	28	289	10.3	0	43	Car. Highs: Returns: 4, Yds: 46, TD: 0						
Year	GP	PR	Yds	Avg	TD	Lg																								
2013	5	4	40	10.0	0	14																								
Career	24	28	289	10.3	0	43																								
Car. Highs: Returns: 4, Yds: 46, TD: 0																														
	<p>#87 JACOB CARTER 6-0, 190, R-Jr., NASHVILLE, TENN.</p> <ul style="list-style-type: none"> • Returned to action vs. #11 SC after missing five games with broken hand • Returned two punts for 19 yards at #10 Mizzou including 14-yarder • Brought back two punts for 21 yards in opener vs. APSU (8/31) • Returned 16 punts for 155 yards (9.7 avg) in 2012 	<table border="1"> <thead> <tr> <th>Year</th> <th>GP</th> <th>PR</th> <th>Yds</th> <th>Avg</th> <th>TD</th> <th>Lg</th> </tr> </thead> <tbody> <tr> <td>2013</td> <td>9</td> <td>7</td> <td>65</td> <td>9.3</td> <td>0</td> <td>18</td> </tr> <tr> <td>Career</td> <td>20</td> <td>7</td> <td>65</td> <td>9.3</td> <td>0</td> <td>18</td> </tr> <tr> <td colspan="7">Car. Highs: Returns: 2, Yds: 30, TDs: 0</td> </tr> </tbody> </table>	Year	GP	PR	Yds	Avg	TD	Lg	2013	9	7	65	9.3	0	18	Career	20	7	65	9.3	0	18	Car. Highs: Returns: 2, Yds: 30, TDs: 0						
Year	GP	PR	Yds	Avg	TD	Lg																								
2013	9	7	65	9.3	0	18																								
Career	20	7	65	9.3	0	18																								
Car. Highs: Returns: 2, Yds: 30, TDs: 0																														
KR	 <p>#19 DEVRIN YOUNG 5-8, 171, Jr., KNOXVILLE, TENN.</p>	<table border="1"> <thead> <tr> <th>Year</th> <th>GP</th> <th>KR</th> <th>Yds</th> <th>Avg</th> <th>TD</th> <th>Lg</th> </tr> </thead> <tbody> <tr> <td>2013</td> <td>5</td> <td>15</td> <td>381</td> <td>25.4</td> <td>0</td> <td>58</td> </tr> <tr> <td>Career</td> <td>24</td> <td>50</td> <td>1151</td> <td>23.0</td> <td>0</td> <td>60</td> </tr> <tr> <td colspan="7">Car. Highs: Returns: 5, Yds: 146, TD: 0</td> </tr> </tbody> </table>	Year	GP	KR	Yds	Avg	TD	Lg	2013	5	15	381	25.4	0	58	Career	24	50	1151	23.0	0	60	Car. Highs: Returns: 5, Yds: 146, TD: 0						
Year	GP	KR	Yds	Avg	TD	Lg																								
2013	5	15	381	25.4	0	58																								
Career	24	50	1151	23.0	0	60																								
Car. Highs: Returns: 5, Yds: 146, TD: 0																														
	<p>#19 DEVRIN YOUNG 5-8, 171, Jr., KNOXVILLE, TENN.</p> <ul style="list-style-type: none"> • Ranks fifth in career kickoff return yards with 1,151 in 23 games • Career-best 146 return yards on five KO returns at #1 Alabama (10/26) • Came back from broken hand with a 12-yd return vs. #11 S. Carolina (10/19) • Opened season with a 58-yard kickoff return vs. Austin Peay (8/31) 																													
KR	 <p>#35 JaRON TONEY 5-10, 184, R.Jr., ALCOA, TENN.</p>	<table border="1"> <thead> <tr> <th>Year</th> <th>GP</th> <th>KR</th> <th>Yds</th> <th>Avg</th> <th>TD</th> <th>Lg</th> </tr> </thead> <tbody> <tr> <td>2013</td> <td>10</td> <td>5</td> <td>98</td> <td>19.6</td> <td>0</td> <td>24</td> </tr> <tr> <td>Car. Highs:</td> <td colspan="6">Returns: 3, Yds: 66, TDs: 0</td> </tr> </tbody> </table>	Year	GP	KR	Yds	Avg	TD	Lg	2013	10	5	98	19.6	0	24	Car. Highs:	Returns: 3, Yds: 66, TDs: 0												
Year	GP	KR	Yds	Avg	TD	Lg																								
2013	10	5	98	19.6	0	24																								
Car. Highs:	Returns: 3, Yds: 66, TDs: 0																													
	<p>#35 JaRON TONEY 5-10, 184, R.Jr., ALCOA, TENN.</p> <ul style="list-style-type: none"> • Returned three kickoffs for 66 yards against South Alabama (9/28) • Has five career kick returns for 98 yards, all coming this season • Former TB made a impact in secondary in nickel and dime situations • Started first three games this season at nickelback; has 15 tackles 																													

2013 » PRONUNCIATION GUIDE	WHERE ARE THE COACHES?																																						
<table border="0"> <tr><td>83 Cody Blanc</td><td>BLANK</td></tr> <tr><td>40 Raiques Crump</td><td>RAY-keese</td></tr> <tr><td>59 Gregory Grieco</td><td>greek-OH</td></tr> <tr><td>28 Lemond Johnson</td><td>LEE-mihnd</td></tr> <tr><td>21 Riyahd Jones</td><td>ree-YAHD</td></tr> <tr><td>9 Reggie Juin</td><td>JOO-in</td></tr> <tr><td>56 Curt Maggitt</td><td>muh-JIT</td></tr> <tr><td>20 Rajion Neal</td><td>RAY-zhon</td></tr> <tr><td>8 Marquez North</td><td>mar-KWEZ</td></tr> <tr><td>26 Geraldo Orta</td><td>JUH-raldo</td></tr> </table>	83 Cody Blanc	BLANK	40 Raiques Crump	RAY-keese	59 Gregory Grieco	greek-OH	28 Lemond Johnson	LEE-mihnd	21 Riyahd Jones	ree-YAHD	9 Reggie Juin	JOO-in	56 Curt Maggitt	muh-JIT	20 Rajion Neal	RAY-zhon	8 Marquez North	mar-KWEZ	26 Geraldo Orta	JUH-raldo	<table border="0"> <tr><td>66 Marques Pair</td><td>MAR-keese</td></tr> <tr><td>1 Michael Palardy</td><td>pah-LAR-dee</td></tr> <tr><td>41 Dontavis Sapp</td><td>don-TAY-viss</td></tr> <tr><td>96 Trevarris Saulsberry</td><td>trah-VAR-iss</td></tr> <tr><td>55 Jacques Smith</td><td>jock-KWEZ</td></tr> <tr><td>38 Nikolay Timoshchuk</td><td>tim-oh-SHUCK</td></tr> <tr><td>71 Dylan Wiesman</td><td>WISE-muhn</td></tr> </table> <table border="0"> <tr><td>OC Mike Bajakian</td><td>buh-JAKE-ian</td></tr> <tr><td>DC John Jancek</td><td>jan-SICK</td></tr> </table>	66 Marques Pair	MAR-keese	1 Michael Palardy	pah-LAR-dee	41 Dontavis Sapp	don-TAY-viss	96 Trevarris Saulsberry	trah-VAR-iss	55 Jacques Smith	jock-KWEZ	38 Nikolay Timoshchuk	tim-oh-SHUCK	71 Dylan Wiesman	WISE-muhn	OC Mike Bajakian	buh-JAKE-ian	DC John Jancek	jan-SICK
83 Cody Blanc	BLANK																																						
40 Raiques Crump	RAY-keese																																						
59 Gregory Grieco	greek-OH																																						
28 Lemond Johnson	LEE-mihnd																																						
21 Riyahd Jones	ree-YAHD																																						
9 Reggie Juin	JOO-in																																						
56 Curt Maggitt	muh-JIT																																						
20 Rajion Neal	RAY-zhon																																						
8 Marquez North	mar-KWEZ																																						
26 Geraldo Orta	JUH-raldo																																						
66 Marques Pair	MAR-keese																																						
1 Michael Palardy	pah-LAR-dee																																						
41 Dontavis Sapp	don-TAY-viss																																						
96 Trevarris Saulsberry	trah-VAR-iss																																						
55 Jacques Smith	jock-KWEZ																																						
38 Nikolay Timoshchuk	tim-oh-SHUCK																																						
71 Dylan Wiesman	WISE-muhn																																						
OC Mike Bajakian	buh-JAKE-ian																																						
DC John Jancek	jan-SICK																																						
<table border="0"> <tr><td>Offensive Coord. Mike Bajakian</td><td>Press Box</td></tr> <tr><td>Defensive Coord. John Jancek</td><td>Sideline</td></tr> <tr><td>Assoc. HC/Defensive Line Steve Stripling</td><td>Sideline</td></tr> <tr><td>Asst. HC-Def./Def. Backs Willie Martinez</td><td>Press Box</td></tr> <tr><td>Wide Receivers Zach Azzanni</td><td>Sideline</td></tr> <tr><td>Tight Ends/Special Teams Mark Elder</td><td>Press Box</td></tr> <tr><td>Running Backs Robert Gillespie</td><td>Sideline</td></tr> <tr><td>Offensive Line Don Mahoney</td><td>Sideline</td></tr> <tr><td>Linebackers Tommy Thigpen</td><td>Sideline</td></tr> </table>	Offensive Coord. Mike Bajakian	Press Box	Defensive Coord. John Jancek	Sideline	Assoc. HC/Defensive Line Steve Stripling	Sideline	Asst. HC-Def./Def. Backs Willie Martinez	Press Box	Wide Receivers Zach Azzanni	Sideline	Tight Ends/Special Teams Mark Elder	Press Box	Running Backs Robert Gillespie	Sideline	Offensive Line Don Mahoney	Sideline	Linebackers Tommy Thigpen	Sideline																					
Offensive Coord. Mike Bajakian	Press Box																																						
Defensive Coord. John Jancek	Sideline																																						
Assoc. HC/Defensive Line Steve Stripling	Sideline																																						
Asst. HC-Def./Def. Backs Willie Martinez	Press Box																																						
Wide Receivers Zach Azzanni	Sideline																																						
Tight Ends/Special Teams Mark Elder	Press Box																																						
Running Backs Robert Gillespie	Sideline																																						
Offensive Line Don Mahoney	Sideline																																						
Linebackers Tommy Thigpen	Sideline																																						

► BY THE NUMBERS	
4	» Butch Jones has led his teams to conference championships in four of his six seasons as a head coach.
168	» The Vols starting offensive line has a total of 168 starts, led by Ja'wan James with 47 and Zach Fulton with 38.
245	» With a Michael Palardy first-quarter field goal vs. Auburn, UT extended its streak 245 consecutive games with a score dating back to Sept. 17, 1994

#TrendingTopics

#OneFamily



Butch Jones' first task when he arrived at Tennessee? Learning his players' names. Jones achieved this by leaving all practice helmets blank so that he, and the rest of the coaching staff, could learn who was who on the team .. and quickly.

"It was done on purpose. We are a family and we expect them to know everyone's name and us as coaches need to know their names. We came out here and a lot of times in coaching changes you see the name on the front and back of the helmets. We know our players. That has been a standard and an expectation in our program."
-@UTCoachJones

#ChampionshipWednesday



On what was dubbed "Championship Wednesday," Miami Heat two-time NBA Champion head coach Erik Spoelstra took in practice and spent the day with his friend, Vols' coach Butch Jones on August 14.

"Anytime you can bring an individual like Erik Spoelstra in to speak to your team it's great," said Jones after the first of two practices on Wednesday. "It means a lot to this team. He's going to talk about the building process of creating a team like they have in Miami. He's been a great resource for me."

#TennesseeTough

Prior to the Western Kentucky game, Butch Jones plastered 120 '63' stickers all around the Anderson Training Center. A subliminal message of sorts to his team.

Ask any member of Team 117 and they will tell you what 63 means

63 6 seconds, 3 great efforts.

How every individual should perform on every snap.



The 2013 football team marks the 117th team in the history of the Tennessee football program. #Team117

#PrestigeWorldwide

Tennessee's win over South Carolina saw lots of references to the game trending Worldwide and Nationally on Twitter

Worldwide: Marquez North	15 min
Worldwide: #SCvsTENN	15 min
Worldwide: Tennessee WR	5 min
Worldwide: Touchdown Tennessee	5 min
Nationally: #SCvsTENN	40 min
Nationally: Tennessee	35 min
Nationally: #Vols	30 min
Nationally: Marquez North	25 min
Nationally: Tennessee WR	10 min
Nationally: #VOLSWIN	5 min
Nationally: Worley	5 min



#SuddenChange

Butch Jones is known for keeping his teams on their toes.

"A football game is controlled chaos and you never know what's expected. Great teams have leadership that can answer to sudden change opportunities. We'll be in the middle of practice and then a noise comes on. It may be annoying, like a baby crying or glass breaking. I'm just trying to break their intensity & their focus because great teams in this conference have to go on the road in all the clutter and distraction. We have to focus on the task at hand and eliminate the clutter"
-@UTCoachJones

#TWITTER

Most Followed Coaches (As Of 11.18.13 at 7 p.m.)

1. Les Miles, LSU (@LSUCoachMiles): 120,869
2. Butch Jones, Tenn. (@UTCoachJones): 102,645
3. Brian Kelly, N.Dame (@CoachBrianKelly): 101,953
4. Mark Richt, Georgia (@MarkRicht): 91,436
5. Bret Bielema, Arkansas (@BretBielema): 78,280

-- James Franklin, Vandy (@JamesFranklinVU): 26,359

Most Followed Programs (As Of 11.18.13 at 7 p.m.)

1. Michigan (@umichfootball): 177,786
2. LSU (@LSUfbal): 126,950
3. Alabama (@AlabamaFTBL): 117,060
4. Tennessee (@Vol_Football): 89,644
5. Texas A&M (@AggieFootball): 84,542

-- Vanderbilt (@VandyFootball): 17,268

VOLS HOST OPEN PRACTICE



As per the suggestion of #VFL Peyton Manning, Butch Jones and the Vols hosted an open practice on Saturday, August 17, two weeks prior to the start of the football season.

The practice was supposed to serve as a preseason game of sorts, for the Vol newcomers to get the feel of Neyland Stadium on Gameday.

The Vol fans didn't disappoint as 39,000 spectators braved the rain to watch their Vols go through drills.

#BrickByBrick #VolByVol

#BlackStripes

Butch Jones expects each and every one of his players to earn their stripes on Team 117 ... Their orange stripes that is.













Every new member of Team 117 had a black stripe placed on their helmets at the beginning of fall camp and they could only take it off after the 'big brother' they were partnered with during camp thought they deserved it.

Big Brother Brian Randolph believed that his lil bro Cameron Sutton was the first one who deserved to have his stripe taken off. His little brother proved him right against Western Kentucky when he returned an interception to the checkerboards becoming the first true freshman since Eric Berry in 2007 to have a pick-six.

Randolph added two INTs of his own in that game.



► 2013 SCHEDULE AND RESULTS

DATE	OPPONENT ('13 REC.)	SITE	TV	TIME	SERIES/RESULT	NOTE
Aug. 31	 AUSTIN PEAY (0-10) Governors	Knoxville Neyland Stadium	PPV	6:00 ET	W, 45-0	Vols win Butch Jones UT debut: 800th program victory for Tennessee
Sept. 7	 W. KENTUCKY (6-4) Hilltoppers	Knoxville Neyland Stadium	SEC TV	12:21 ET	W, 52-20	Vols force 7 turnovers in victory; most for UT team since 1984.
Sept. 14	 at #2 Oregon (9-1) Ducks	Eugene, Ore. Autzen Stadium	ABC	3:30 ET	L, 14-59	Oregon scores on 8 consec. possessions; Vols fall to No. 2 team in nation
Sept. 21	 at #19 Florida* (4-6) Gators	Gainesville, Fla. Ben Hill Griffin Stadium	CBS	3:30 ET	L, 17-31	Vols commit six turnovers in loss; UT took 7-0 lead on Swafford pick-six
Sept. 28	 SO. ALABAMA (3-6) Jaguars	Knoxville Neyland Stadium	SEC TV	12:21 ET	W, 31-24	RB Neal rushes for career-high 169 yds; Late INT in 4th by Randolph seals win
Oct. 5	 #6 GEORGIA* (6-4) Bulldogs	Knoxville Neyland Stadium	CBS	3:30 ET	L, 31-34	UGA scores with 0:05 left to force OT; Vols fumble, UGA FG gives 'Dogs win.
Oct. 19	 #11 S. CAROLINA* (8-2) Gamecocks	Knoxville Neyland Stadium	ESPN	12:00 ET	W, 23-21	Vols tally 1st win over ranked foe since '09; UT 15-2-2 all-time vs. SC in Knoxville
Oct. 26	 at #1 Alabama* (10-0) Crimson Tide	Tuscaloosa, Ala. Bryant-Denny Stadium	CBS	3:30 ET	L, 10-45	Tide scores 21 in 1st quarter; R. Neal tallies rushing TD in 4th consec. game
Nov. 2	 at #10 Missouri* (9-1) Tigers	Columbia, Mo. Memorial Stadium	ESPN	7:00 ET	L, 3-31	First career start at QB for Dobbs; Vols outgained 339-94 in rushing yds
Nov. 9	 #7 AUBURN* (10-1) Tigers	Knoxville Neyland Stadium	ESPN	12:00 ET	L, 23-55	Tigers rush for 444 yards in victory; UT has 200-plus rush yds. for 4th time.
Nov. 19	 VANDERBILT* (6-4) Commodores	Knoxville Neyland Stadium	ESPN2	7:00 ET	UT, 73-28-5	Vols have 28 of 30 and 34 of 37 vs. VU; UT 17-1 in last 18 at home vs. Vandy
Nov. 26	 at Kentucky* (2-8) Wildcats	Lexington, Ky. Commonwealth Stadium	TBA	TBA	UT, 75-24-9	Vols have won 27 of last 28 vs. Kentucky; 75 wins over UK is the most over any opp.

TEAM NOTES

SCHEDULE NOTES

■ Tennessee has played seven ranked teams in the regular season for the first time in school history: at #2 Oregon, at #19 Florida, #6 Georgia, #11 South Carolina, at #1 Alabama, at #10 Missouri, and #7 Auburn.

■ Through Nov. 16, the seven ranked opponents for UT are the most for any team in the nation this season.

▲ Most AP-Ranked Opponents, 2013, through Nov. 16

7: TENNESSEE

5: Arkansas, Kentucky, Stanford

4: Cal, Iowa State, Kansas, LSU, Mississippi State, Texas Tech, Utah, West Virginia

■ In 1991, UT played six ranked teams in the regular season (#21 UCLA, #23 Mississippi St., #13 Auburn, at #10 Florida, at #14 Alabama, at #5 Notre Dame). UT also played #6 Penn State in the Fiesta Bowl that season.

■ According to Stats, Inc., UT is the first team since Pitt in 1993 to play seven ranked teams in an eight-game span.

■ According to NCAA.com, the winning pct. of Tennessee's cumulative opposition to date is .739, tied for the second-highest in the nation this season.

▲ Toughest Schedule by Opp. Winning Pct., 2013

Team (Ranked Opponents to Date in 2013)	Pct.
Purdue (3)	.743
TENNESSEE (7)	.724
Utah (3)	.724
Georgia (4)	.714
Mississippi State (4)	.697

TOP 10...

■ With consecutive games against #1 Alabama, #10 Missouri, and #7 Auburn, Tennessee played three consecutive top 10 opponents for the first time since 1964 (#3 Alabama, at #7 LSU, #7 Georgia Tech).

■ The Vols have also tied the school record for the most top 10 opponents in a single season with five (also: at #2 Oregon, #6 Georgia).

■ UT also played five Top 10 foes in 2005 (at #6 Florida, at #4 LSU, #5 Georgia, at #5 Alabama, at #8 Notre Dame).

GROUND ATTACK

■ Tennessee has rushed for 1,859 yards through eight games, an average of 185.9 yards per game on the ground. The Vols have already eclipsed their full-season rushing totals from five of the last eight seasons and are 185 yards away from topping full-season rushing total in seven of the last eight seasons.

▲ Tennessee Team Rushing Totals, 2004-13

Year	Season Rush Yds.	Year	Season Rush Yds.
1. 2004	2,418	5. 2008	1,475
2. 2009	2,043	6. 2006	1,404
3. 2007	1,946	7. 2010	1,420
4. 2012	1,924	8. 2005	1,411
5. 2013	1,859	9. 2011	1,081

■ The Vols have rushed for 200-plus yards in four games this season, their most since posting seven 200-yard rushing efforts in 2004.

■ Tennessee needs 141 yards rushing to post only the second 2,000-yard rushing season since 2004 and only the third for the school since 2000. UT rushed for 2,418 yards in 2004 and 2,043 yards in 2009.

■ At the current pace, the Vols would finish the 2013 regular season with 2,230 rushing yards, which would be the most for UT since the 2,418-yard output in 2004. RB Rajion Neal needs 105 yards rushing over the last three games to be the first Vol to reach the 1,000-yard plateau since Tauren Poole in 2010 (1,034).

HOME vs. ROAD

■ This season is the first since 2005 that UT has played four ranked teams on the road, all consecutively (1995: #6 Florida, #4 LSU, #5 Alabama, #8 Notre Dame).

■ Tennessee is 4-2 this season at Neyland Stadium, and the Vols are 10-5 in their last 15 games in Knoxville.

TURNSTILE TICKER

■ Tennessee has drawn sellout crowds of 102,455 against both Georgia and Auburn, the 18th consecutive year in which Neyland Stadium has seen a 100,000-plus crowd. Only Michigan (39 consecutive seasons since 1975) has a longer streak nationally of consecutive years

with at least one game of 100,000-plus attendance.

■ With two home games remaining, Tennessee ranks eighth in the nation this season in both total attendance (571,864, 3rd in SEC) and sixth in average attendance (95,311, 2nd in SEC).

■ The average attendance of 95,311 is nearly a six percent increase (5.94%) over the 2012 full-season avg. of 89,965.

■ The season-opening crowd of 97,169 against Austin Peay was nearly 10,000 more than the 2012 home opener (87,821).

DOBBS 8TH TRUE FROSH QB TO START

■ On Nov. 2 at Missouri, true freshman Joshua Dobbs became the eighth true freshman in UT history to start at QB (*more info on page 8*).

■ Dobbs is also the third true freshman QB starter in the last four seasons, joining Tyler Bray in 2010 and Justin Worley in 2011. Here's a look back at the results and stats of first seven true freshmen in their starting debuts:

▲ UT True Freshman Quarterback Starting Debuts

<i>Alan Cockrell vs. Colorado State (9/19/1981)</i>	W, 42-0	7-14-74 yds	0 TD	1 INT	2 rush TD
<i>Peyton Manning vs. Washington State (10/1/1994)</i>	W, 10-9	7-14-79 yds	0 TD	0 INT	
<i>Casey Clausen vs. Alabama (10/21/2000)</i>	W, 20-10	17-24-213 yds	2 TD	0 INT	
<i>Brent Schaeffer vs. UNLV (9/5/2004)</i>	W, 42-17	7-10-123 yds	1 TD	0 INT	1 rush TD
<i>Erik Ainge vs. Auburn (10/2/2004)</i>	L, 10-34	17-35-173 yds	1 TD	4 INT	
<i>Tyler Bray at Memphis (11/6/2010)</i>	W, 50-14	19-33-325 yds	5 TD	0 INT	
<i>Justin Worley vs. South Carolina (10/29/2011)</i>	L, 3-14	10-26-105 yds	0 TD	2 INT	
<i>Joshua Dobbs at Missouri (11/2/2013)</i>	L, 3-31	26-42-240 yds	0 TD	2 INT	

TRIO OF STARTING QB'S

■ For the second time in three seasons, Tennessee has utilized three starting quarterbacks in a season.

■ Back in 2011, Tyler Bray, Matt Simms and Justin

► REGULAR -SEASON HONORS

Justin Coleman

CFPA Defensive Back Of Week Honorable Mention (Sept. 9)

Marquez North

SportsCenter Top-10 #3 Play of the Day (Sept. 7)
SportsCenter Top-10 #3 Play of the Day (Oct. 19)
Athlon Sports SEC Freshman of the Week (Oct. 20)

Michael Palardy

Ray Guy Award Semifinalist

CFPA Punter Of Week Honorable Mention (Oct. 7)
SEC Special Teams Player of the Week (Oct. 21)
Lou Groza Star Of The Week (Oct. 21)
CFPA Specialist Of Week Honorable Mention (Oct. 21)
CFPA Specialist Of Week Honorable Mention (Oct. 28)

Brian Randolph

SEC Defensive Player of the Week (Sept. 9)
CFPA Defensive Back Of Week Honorable Mention (Sept. 9)

Cameron Sutton

CFPA Defensive Back Of Week Honorable Mention (Sept. 9)

Devaun Swafford

CFPA Defensive Back Of Week Honorable Mention (Sept. 23)
CFPA Punt Returner Of Week (Oct. 7)

Worley all started games for the Vols, with Worley making his debut as a true freshman.

■ Before 2011, the last time the Vols had three starting QBs in a season was 2004 when Brent Schaeffer, Erik Ainge and Rick Clausen started.

■ Since 1980, the Vols have started three quarterbacks in a season seven times.

▲ UT Seasons With Three Starting Quarterbacks

1981: Steve Alatorre, Alan Cockrell, Jeff Olszewski
1994: Jerry Colquitt, Todd Helton, Peyton Manning
2000: Joey Mathews, A.J. Suggs, Casey Clausen
2002: Casey Clausen, C.J. Leak, James Banks
2004: Brent Schaeffer, Erik Ainge, Rick Clausen
2011: Tyler Bray, Matt Simms, Justin Worley
2013: Justin Worley, Nathan Peterman, Joshua Dobbs

■ Tennessee is one of nine schools in the country in 2013 to start three different quarterbacks.

▲ FBS Teams With 3 Or More Starting QBs

Air Force (4): K. Pearson, J. Awini, K. Roberts, N. Romine
Nevada (3): C. Fajardo, D. Combs, T. Stewart
Utah State (3): C. Keaton, C. Harrison, D. Garretson
Hawaii (3): T. Graham, S. Schroader, I. Woolsey
Temple (3): C. Reilly, C. Granger, P.J. Walker
W. Kentucky (3): B. Doughty, T. Porter, N. Fishback
West Virginia (3): P. Millard, F. Childress, C. Trickett
Tennessee (3): J. Worley, N. Peterman, J. Dobbs
UConn (3): Chandler Whitmer, Tim Boyle, Casey Cochran

NOVEMBER REMEMBERED

■ The Vols are 41-15 (.732) during November since 2000, including a 19-9 record (.679) in the month since a win over Vanderbilt on Nov. 18, 2006.

■ The Vols are 78-18 (.813) in November in the last 24 seasons since 1990. In the decade of the 90's, UT was 37-3 (.925) in November and won 21 consecutive during the month from 1990-96.

► TEAM AWARDS

The Vols coaches hand out three weekly awards to Team 117 after Vol Victories:

Fast & Furious - Offensive Player of the Week
Orange Swarm - Defensive Player of the Week
VOLatile - Special Teams Player of the week

Week	Fast & Furious	Orange Swarm	VOLatile	Game Ball
1	Alex Bullard	Daniel Hood	Michael Palardy	--
2	Zach Fulton	Brian Randolph	Justin Coleman	Justin Coleman
3		NO TEAM AWARDS		
4		NO TEAM AWARDS		
5	Rajion Neal	Corey Miller	Michael Palardy	Corey Miller
6		NO TEAM AWARDS		
7	Tiny Richardson	Dan McCullers	J.R. Carr	Michael Palardy
8		NO TEAM AWARDS		
9		NO TEAM AWARDS		
10		NO TEAM AWARDS		

■ All-time, the Vols are 310-123-21 for a .706 win percentage in November.

▲ UT Record By Month (Since 1990)

Years	Sept.*	Oct.	Nov.^
1990-99	28-8-2 (.763)	25-7-1 (.773)	37-3 (.925)
2000-09	26-12 (.684)	21-15 (.583)	33-9 (.786)
2010-12	10-7 (.588)	2-13 (.133)	8-6 (.571)
Overall	64-27-2 (.699)	48-35-1 (.577)	78-18 (.813)

▲ UT Home/Road Record By Month (Since 1990)

Years	Sept.*	Oct.	Nov.^	Overall
Home	52-10	27-18	45-8	123-36
Road/Neu.	12-17-2	21-17-1	34-10	67-43-3
Overall	64-27-2	47-33-1	78-18	187-80-3

*-Includes Aug. ^-Includes Dec.; Regular-season games only

TURNOVER TICKER

■ UT ranks tied for third in the SEC in turnovers forced with 20 (13 INTs, 7 FRs). The 20 turnovers are two more than the team's entire 2012 season total of 18.

■ Tennessee's 13 interceptions rank tied for 19th nationally and third in the SEC.

■ Tennessee has intercepted a pass on 4.56% of defensive plays this season, the best rate in the SEC and tied for the 12th-best rate nationally.

▲ SEC Team Turnovers Forced/Interception Leaders

SEC Team	TO Forced	SEC Team	INT's
Missouri	25	Missouri	17
Vanderbilt	23	Texas A&M	15
TENNESSEE/A&M	20	TENNESSEE	13

■ UT forced seven turnovers vs. WKU (five INTs, two fumbles), the team's most since seven vs. Memphis on Nov. 10, 1984, including forcing turnovers on an NCAA-record four consecutive plays in the first quarter.

■ Since 2011, Butch Jones-coached teams have forced 81 turnovers, ranking him tied for second among all FBS head coaches and second among coaches of BCS-level programs during that time.

▲ Team Turnovers Forced, BCS Head Coaches, 2011-13

Head Coach*	TOs Forced by teams, 2011-13
Mike Gundy, Oklahoma State	89
BUTCH JONES, Tennessee/Cincinnati	81
Gary Patterson, TCU	80

*-All three seasons as head coach of BCS-level program.

FRESH BEAT

■ With redshirt freshman Tino Thomas playing at Missouri, Tennessee has now played 15 true freshmen and 24 freshmen overall in 2013.

■ Overall, 29 players have made their Vol debuts in 2013, also including LB Gregory Grieco, WR Johnathon Johnson, DB Reggie Juin, TE Woody Quinn, and DB Riyadh Jones.

▲ UT Freshmen Playing in 2013 Season

True Freshmen (15)	Redshirt Freshmen (9)
WR Paul Harris	QB Nathan Peterman
WR Marquez North	RB Alden Hill
WR Josh Smith	WR Drae Bowles
TE A.J. Branisel	OL John Simcox
DL Jason Carr	DL LaTroy Lewis
DL Jaylen Miller	DL Danny O'Brien
LB Jalen Reeves-Maybin	LB Kenny Bynum
DB Malik Foreman	TE Joe Stocstill
DB Lemond Johnson	DB Tino Thomas
DB David Priddy	
DB Cameron Sutton	
DB Devaun Swafford	
OL Dylan Wiesman	
DL Corey Vereen	
QB Joshua Dobbs	

■ Including Joshua Dobbs in 2013, the Vols have played a true freshman quarterback in three of the last four seasons (Justin Worley, 2011, Tyler Bray, 2010).

MORE ROOKIE RECAP

■ Tennessee has played the third-most true freshmen in FBS football in 2013.

▲ Most True Freshman Played In 2013, NCAA

School	No.	School	No.
1. UCLA	18	So. Miss	15
2. Texas A&M	17	5. Alabama/FSU	14
3. TENNESSEE	15	UGA/LSU	14

■ WR Marquez North and DB Cameron Sutton became the 10th and 11th players to start as true freshmen in a season opener for UT since 2004 while Josh Smith became the third true freshman to start this season earning a start at Oregon (Sept. 14).

■ UT has 27 starts by true freshmen in 2013: North (10), Sutton (10), Josh Smith (4), Joshua Dobbs (2) and Devaun Swafford (1).

■ North was the first true freshmen to start the season opener at receiver since Marsalis Teague in 2009 vs. Western Kentucky, while Sutton is the first true freshman defensive back to start a season opener since fellow cornerback starter Justin Coleman in 2011 vs. Montana.

■ Since 2004, 10 freshmen have started a season opener for Tennessee, including eight true freshmen.

VICTORY 800 FOR THE VOLS

■ The victory over Austin Peay was the 800th in the history of the Tennessee program, and only seven schools in NCAA history have more wins.

▲ NCAA Football Wins Leaders

School	Wins	School	Wins
1. Michigan	909	6. Oklahoma	839
2. Texas	873	7. Alabama	837
3. Notre Dame	872	8. TENNESSEE	803
4. Nebraska	863	9. Southern Cal	794
5. Ohio State	847	10. Georgia	765

JONES BY THE NUMBERS

■ With the win over South Carolina, Butch Jones is 9-1 as a head coach after an open week.

■ Teams coached by Jones are 43-2 when leading at halftime and 38-5 when leading after the first quarter.

■ Jones' .955 winning pct. when leading at halftime ranks 7th among all head coaches during the time span since he became a head coach in 2007.

▲ Winning Pct. When Leading At Half, Since '07

Head Coach*	Winning Pct. Since '07 w/ Lead at Half
Bill Snyder	1.000
Jerry Kill	.970
Urban Meyer	.966
Nick Saban	.960
Kyle Whittingham	.958
Mark Hudspeth	.958
BUTCH JONES	.955

■ Jones-coached teams have also been successful when the game is close at the half (defined as the score differential being within four points or less), as his 20 victories are tied for second among FBS head coaches since 2007.

▲ Most Wins in Games Within 4 Pts. at Half, 2007-13

Head Coach*	Most Wins, Game Within 4 pts. at Half
Frank Beamer	22
BUTCH JONES/Steve Spurrier	20
Troy Calhoun/Bronco Mendenhall	18

► BATTLE AT BRISTOL, SEPT. 10, 2016

■ As announced on Oct. 14, Tennessee will play Virginia Tech at Bristol Motor Speedway in Bristol, Tenn. on Sept. 10, 2016.

■ With a capacity of 150,000-plus, the Bristol Motor Speedway game featuring the Vols and Hokies could set the college football attendance record (currently 115,109 at Michigan Stadium, Michigan vs. Notre Dame).



▶ ON THIS DATE

November 23 (11-1)

1899	W, 11-0	WASHINGTON & LEE
1901	W, 5-0	KENTUCKY A&M
1940	W, 33-0	KENTUCKY
1946	W, 7-0	KENTUCKY
1957	L, 6-20	Kentucky
1963	W, 19-0	Kentucky
1968	W, 24-7	KENTUCKY
1974	W, 24-7	KENTUCKY
1985	W, 42-0	KENTUCKY
1991	W, 16-7	KENTUCKY
1996	W, 56-10	KENTUCKY
2002	W, 24-0	Vanderbilt @ Nashville, Tenn.
2013		VANDERBILT

DISCIPLINED FOOTBALL

■ The Vols lead the SEC and rank tied for 14th nationally in fewest penalty yards per game with 35.9.

▲ Fewest Penalty Yards/Game, SEC, 2013

Team	Yds/G
TENNESSEE	35.9
Missouri	38.6
Auburn	40.6
Alabama	41.0

■ Tennessee is second in the SEC and tied for 26th nationally in fewest penalties with 4.70 per game.

■ The Vols started the Butch Jones era without a penalty for 89:26 until the second quarter vs. WKU, by not committing a single penalty vs. Austin Peay.

RED ZONE DEFENSE

■ Tennessee ranks third in the SEC and 21st in FBS this season in red zone defense. Opponents have scored at a 74.4% rate in the red zone, trailing only Alabama (60.0%) and Auburn (73.7%) in the league this season.

■ The 74.4% red zone defense scoring pct. ranks Tennessee 18th in the nation.

■ The Vols have forced five turnovers in the red zone this season, the most in the SEC.

▲ Turnovers Forced in Red Zone, SEC, 2013

Team	Turnovers
TENNESSEE	5
Auburn/Ole Miss	4
Missouri/A&M	3

▲ Tennessee Red Zone Defense Scoring Pct., 2009-13

Year	Pct.
2013	74.4%
2010	79.2%
2011	80.0%
2009	88.6%
2012	91.5%

FREE FOOTBALL

■ Tennessee ranks second among NCAA Division I FBS football programs in both wins (10-4) while also raking tied for third in OT games played (14).

▲ Most Overtime Wins, NCAA Division I FBS Programs

Missouri	11-5	Arkansas	9-3
TENNESSEE	10-4	Michigan	9-2

▲ Most Overtime Games Played, NCAA FBS Programs

Missouri	16 (11-5)	Pittsburgh	14 (6-8)
Fresno State	15 (7-8)	TCU	14 (6-8)
TENNESSEE	14 (10-4)	SMU	14 (3-11)
Northwestern	14 (9-6)	Seven teams	13
E. Carolina	14 (7-7)		

ACADEMIC EXCELLENCE

■ Three current Vol football players have already earned their degree: long snapper J.R. Carr, linebacker Greg King, and wide receiver Dylan West.

PICK 6/MORE TURNOVER TALES

■ Jacques Smith took the first interception of his career to the house against Auburn (Nov. 9) becoming the fourth Vol with a pick-six this season.

■ Smith was the first Tennessee defensive lineman with an interception returned for a touchdown since Wes Brown's 25-yard pick six vs. Vanderbilt on Nov. 21, 2009.

▲ Vols' Pick-Sixes In 2013

Time	Turnover	Game
1. 4:24 (1)	Justin Coleman (DB) 23-yd INT	WKU
2. 3:27 (1)	Cameron Sutton (DB) 36-yd INT	WKU
3. 9:23 (1)	Devaun Swafford (DB) 62-yd INT	UF
4. 1:28 (2)	Jacques Smith (DL) 18-yd INT	AUB

■ The Vols rank in a tie for first in the nation this season with their four pick-sixes (Northwestern, Arizona, Nebraska).

■ True freshman DB Devaun Swafford returned an interception for a touchdown in the first quarter at Florida, giving the Vols three defensive touchdowns this season (Justin Coleman and Cameron Sutton returned interceptions for touchdowns vs. Western Kentucky).

■ Swafford became the first Vol since Eric Berry to have a pick-six in The Swamp (Sept. 15, 2007).

■ Prior to Sept. 7, 2013, the last time Tennessee had two pick-sixes in one game came in 2010 vs. Ole Miss, when Eric Gordon took one back 46 yards and Prentiss Wagner returned another 10 yards.

■ Swafford and Sutton are the first UT true freshmen to return an interception for a touchdown in a season since Eric Berry in 2007 at Florida, which was also the last time a true freshman recorded a pick-six vs. Florida.

■ In the last 4:24 of the first quarter, Tennessee's defense forced five Western Kentucky turnovers in a span of six plays over five consecutive series, including four turnovers on consecutive defensive plays.

■ The *four consecutive turnovers* are an NCAA-record.

▲ Record-Setting Turnovers

Time	Turnover	Result
1. 4:24 (1)	Justin Coleman 23-yd INT for TD	TD
2. 3:27 (1)	Cameron Sutton 36-yd INT for TD	TD
3. 3:12 (1)	Dontavis Sapp FF, FR	FG
4. 1:05 (1)	Brent Brewer FF, Max Arnold 23-yd FR	TD
5. 0:17 (1)	Brent Brewer INT	TD
6. 1:40 (2)	Brian Randolph INT (in end zone)	Punt
7. 13:48 (4)	Brian Randolph INT (In end zone)	TD

INDIVIDUAL NOTES

ONE-TWO PUNCH

■ The Tennessee backfield returns a one-two punch in senior Rajion Neal and junior Marlin Lane.

■ The duo has combined for 1,345 yards in 2013 with Neal recording 895 (6th SEC) and Lane notching 450 (26th SEC).

■ Lane returned to the line up vs. South Carolina (Oct. 19) after being injured vs. South Alabama (Sept. 28) and ended up with 55 yards on 12 attempts, including 25 yards in the final four plays of the game to set up the game-winning field goal.

■ Against South Alabama, both Neal (53) and Lane (54) raced for 50-yard runs, the first time the Vols had two carries of 50+ yards in the same game since Cedric Houston notched carries of 54 and 65 at South Carolina on Oct. 30, 2004.

■ The last time two different Vols had rushes of 50 or more yards in one game came on Nov. 18, 2000 vs. Kentucky when Travis Stephens had a carry for 80 and Travis Henry toted one for a 53-yard gain.

RAJION RACKS IT UP

■ Through 10 games, senior running back Rajion Neal has tallied a career-best 895 rushing yards and a career-best 10 rushing TDs.

■ Neal needs 105 yards this week to become the Vols first 1,000-yard rusher since current Carolina Panther Tauren Poole went for 1,034 yards in 2010.

■ In his career, Neal has combined for 1,934 rush yards and 621 receiving yards as well as 17 rushing TDs and 22 career touchdowns.

■ Neal moved up to 15th place on the UT career rushing yards list with his 124 yard game vs. Auburn (Nov. 9), his fourth 100+ yard game of 2013 and sixth career.

■ Neal needs 66 yards Saturday to become the 14th Vol to rush for 2,000 career yards.

▲ UT Career Rushing Yards

Player	Years	Yards
1. Travis Henry	1997-2000	3,078
10. Reggie Cobb	1987-89	2,360
13. Aaron Hayden	1991-94	2,061
14. Stanley Morgan	1973-76	1,952
15. Rajion Neal	2010-13	1,934
16. Gerald Riggs, Jr.	2002-05	1,893

■ With Neal's 3-yard TD run against Alabama (Oct. 26) he became the first opponent to tally a touchdown against Alabama at Bryant-Denny Stadium in 2013.

■ Against South Alabama, after tallying 102 yards on 13 carries in the first half, Rajion Neal finished with a career-high 169 yards and a TD, the most since Montario Hardesty piled up 179 yards vs. Kentucky in 2009.

■ The last Vol to rush for three TDs in a game was also Hardesty, vs. Kentucky on Nov. 28, 2009.

■ It was the third multi-touchdown game of Neal's

career, following two-TD efforts vs. his hometown schools Georgia State and Georgia in 2012.

■ Neal's 104 yards in the first quarter were the most rush yards for a Vol in one quarter since Tauren Poole rushed for 111 against Oregon in 2010 (See chart below for 100 yard rushers in a quarter since 2000)

▲ 100-Yard Rushing Quarters Since 2000

Player	Yards (Q)	Opponent, Year
Cedric Houston	134 (3rd)	at So. Carolina, 2004
Travis Henry	129 (3rd)	vs. Arkansas, 2000
LaMarcus Coker	128 (4th)	vs. Marshall, 2006
Tauren Poole	111 (1st)	vs. Oregon, 2010
Cedric Houston	108 (1st)	vs. La. Tech, 2004
Rajion Neal	104 (1st)	vs. Austin Peay, 2013
Arian Foster	102 (1st)	vs. Vanderbilt, 2005
Cedric Houston	102 (3rd)	vs. Marshall, 2003
Travis Stephens	101 (4th)	at Florida, 2001
Travis Henry	100 (3rd)	at Vanderbilt, 2000

PIG REELS 'EM IN

■ Sophomore WR Pig Howard caught a career-high 11 passes on the night for the Vols for 89 yards vs. Missouri (Nov. 2)

■ Howard became the first Vol since Mychal Rivera to have 10 catches in a game. Rivera achieved the feat last season against Missouri (Nov. 10, 2012 in a 40T game, 10 rec. 129 yds. 1 TD)

■ Howard's 11 catches were the most since Kelley Washington had 11 vs. LSU on Sept. 29, 2001. The 11 catches, tied for the fifth-most in a game in Tennessee history.

▲ Tennessee Single Game Most Receptions

No.	Name	Opponent	Year
1. 13	Joey Kent	at Arkansas	1995
13	Carl Pickens	vs. Notre Dame	1990
3. 12	David Martin	at LSU	2000
12	Alvin Harper	vs. Wash. State	1988
5. 11	Pig Howard	at Missouri	2013
11	Kelley Washington	vs. LSU	2001
11	Jermaine Copeland	vs. So. Miss.	1997
11	Thomas Woods	vs. Kentucky	1988
11	Anthony Hancock	vs. Wisconsin*	1981
11	Larry Seivers	vs. Clemson	1976
11	Gary Kreis	at Kentucky	1969
11	Johnny Mills	at Auburn	1966

* - Bowl Game

BIG TIME PLAYS

■ Tennessee made some big plays against Alabama (Oct. 26), in fact they made three of the top-5 plays against the No. 1 Crimson Tide this season.

■ Marquez North's 38-yard catch in the first quarter was the longest against Alabama in the last four weeks since a 38-yard grab by Laquon Treadwell from Bo Wallace (Ole Miss, 9/28/13).

■ Later in the first half, Cody Blanc reeled in a huge 43-yard grab on 3rd and 20 for the Vols, to put Tennessee in Alabama territory.

■ Not only was the grab huge in distance, it was the first career catch for Blanc.

■ Rajion Neal added a big run against Alabama to start off the second half, a 43-yard carry, tying for the third-longest of his career.

▲ Long Plays Against Alabama In 2013

Player	Yards	Play	Team
1. Mike Evans	95-yard	Reception	Texas A&M
2. Trey Edmunds	77-yard	Run	Virginia Tech
3. Jarvis Landry	45-yard	Reception	LSU
4. Cody Blanc	43-yard	Reception	Tennessee
Rajion Neal	43-yard	Run	Tennessee
6. Marquez North	38-yard	Reception	Tennessee
Laquon Treadwell	38-yard	Reception	Ole Miss

DOBBS' DEBUTS

■ Joshua Dobbs made his first career start at Missouri (Nov. 2), making his first career start at Neyland Stadium the following week vs. Auburn (Nov. 9).

■ Dobbs finished the night vs. Missouri with 26-of-42 passing for 240 yards while also rushing for 45 yards on seven carries.

■ One of Dobbs' rushes went for 33 yards down the far side of the field, the longest by a Tennessee true quarterback this season and longest since Tee Martin rushed for 38 yards vs. Notre Dame on Nov. 6, 1999. A game UT won 38-14.

■ Dobbs' 26 completions were the most by a true freshman in his first start in Tennessee history besting Tyler Bray's 18 vs. Memphis in 2010.

■ His 42 attempts were the most by a true freshman

▶ COACHES PRESEASON ALL-SEC

First Team

OL	Antonio Richardson
LB	A.J. Johnson

Second Team

OL	Ja'Wuan James
OL	Zach Fulton
DL	Daniel McCullers

Third Team

C	James Stone
P	Michael Palardy

▶ MEDIA PRESEASON ALL-SEC

First Team

LB	A.J. Johnson
----	--------------

Second Team

OL	Ja'Wuan James
OL	Antonio Richardson

Third Team

OL	Zach Fulton
OL	James Stone
DL	Daniel McCullers

in his debut besting Erik Ainge's 35 vs. Auburn in 2004.

■ In his first appearance at Neyland against Auburn, Dobbs was 16-of-25 with one INT, while also rushing for 50 yards.

SPREADING THE LOVE

■ Seven different Vol receivers have recorded a touchdown catch this season, six of them making their first ever career TD catches as a Vol.

■ Sophomore Pig Howard leads the way with three touchdown grabs.

■ Freshman Marquez North became the fifth true freshman to record a TD this season with his 19-yard grab in the third quarter vs. Georgia (Oct. 5)

■ Against South Alabama (Sept. 28) true freshmen TE A.J. Branisel and WR Josh Smith each tallied their first career touchdowns.

■ The last time UT had two true freshmen with touchdown receptions was on Nov. 6, 2010, when Justin Hunter and Da'Rick Rogers accomplished that feat.

FRESHMAN POINTING NORTH

■ Vols freshman receiver Marquez North is among the top freshman receivers in the NCAA. He ranks 10th in catches by a freshman with 37 and sixth in receiving yards by freshmen.

▲ Catches By True Freshmen, NCAA

Rec.(Yds)	Name	School	
1. 64 (913)	Corey Davis	Western Michigan	
2. 58 (821)	Tyler Boyd	Pittsburgh	
3. 53 (477)	Laquon Treadwell	Ole Miss	
4. 53 (648)	Rashard Higgins	Colorado State	
5. 44 (316)	Tyre'Oune Holmes	Southern Miss	
6. 41 (405)	Isaiah Jones	East Carolina	
	41 (315)	Samajie Grant	Arizona
8. 38 (608)	Tyler Winston	San Jose State	
10.37 (494)	Marquez North	Tennessee	
	37 (362)	Tanner Gentry	Wyoming

▲ Receiving Yards by True Freshmen, NCAA

Yds. (Rec)	Name	School
1. 913 (64)	Corey Davis	Western Michigan
2. 821 (58)	Tyler Boyd	Pittsburgh
3. 648 (53)	Rashard Higgins	Colorado State
4. 608 (38)	Tyler Winston	San Jose State
5. 591 (36)	Joshua Stanford	Virginia Tech
6. 494 (37)	Marquez North	Tennessee
7. 477 (53)	Laquon Treadwell	Ole Miss
8. 405 (41)	Isaiah Jones	East Carolina
9. 362 (37)	Tanner Gentry	Wyoming
10. 316 (44)	Tyre'Oune Holmes	Southern Miss

NORTH TOPPING THE CHARTS

■ With his 37 catches and 494 receiving yards, true freshman Marquez North is in the midst of one of the greatest freshman receiving seasons in Tennessee history.

■ In 2001, Kelley Washington set the standard for a freshman with 64 catches for 1010 yards.

■ North stands second to Washington catches by a freshman and third on receiving yards, also behind Stanley Morgan, who had 511 in 1973 in his first season.

▲ UT Receptions By Freshmen

Player	Year	Rec-Yards
1. Kelley Washington	2001	64-1,010
2. Marquez North	2013	37-494
3. Reggie Harper	1977	30-331
4. Robert Meachem (RS)	2004	25-459
5. Keith Davis (RS)	1985	25-168

▲ UT Receiving Yards By Freshmen

Player	Year	Rec-Yards
1. Kelley Washington	2001	64-1,010
2. Stanley Morgan	1973	22-511
3. Marquez North	2013	37-494
4. Robert Meachem (RS)	2004	25-459
5. Justin Hunter	2010	16-415
6. Donte' Stallworth	1999	23-407

■ North had his first 100-yard receiving game vs. South Carolina (Oct. 19), catching three key passes for 102 yards.

■ North's performance was the first 100-yard-receiving effort by a Vol rookie since Justin Hunter had 114 vs. Ole Miss on Nov. 13, 2010. That was, consequently, the last time Tennessee beat an SEC school other than Kentucky or Vanderbilt.

GIVE THAT FRESHMAN 6

■ Marquez North became the fifth different Vol freshman to score a touchdown this season when he hauled in a 19-yard score vs. Georgia (10/5).

■ He joins fellow true freshmen Devaun Swafford (2), A.J. Branisel, Josh Smith and Cameron Sutton as rookies to score touchdowns.

■ With five freshmen scoring TDs this season, that marks the most since the 2001 season when six freshmen (four true and two redshirt) scored.

2013: 5 Devaun Swafford (2), A.J. Branisel, Marquez North, Josh Smith, Cameron Sutton (all true freshman)

2001: 6 Kelley Washington-RS (5), Jabari Davis (2), Corey Larkins-RS (2), Julian Battle, Cedric Houston, Derrick Tinsley,

SWAFFORD JOINS ELITE LIST

■ After true freshman walk-on Devaun Swafford recovered classmate Jalen Reeves-Maybin's blocked punt and returned it for a touchdown vs. Georgia (Oct. 5), Swafford became just the seventh Vol to have a special teams TD and an INT return for TD (Sept. 21, Florida) in the same season.

■ He was the first true freshman to achieve the feat

■ Swafford became the first Vol since Dale Carter, who in his first year as a junior college transfer in 1990, returned an interception and a kickoff return for touchdowns.

▲ Vols With INT & Special Teams TD In Season

Player	Year	Touchdowns
Walter Slater	1946	INT & 2 PR
Bert Rechichar	1950	INT & 2 PR
Jimmy Wade	1951	INT & PR
Conrad Graham	1972	INT & PR
Carl Pickens	1989	INT & KR
Dale Carter	1990	INT & KR
Devaun Swafford	2013	INT & PR

LINE EM UP, KNOCK EM DOWN

■ Tennessee, who recorded 17 sacks during the entire 2012 season, has notched 13 through 10 games this year.

■ The Vols have also posted 33 quarterback hurries, including a season-high nine vs. South Alabama (9/28)

■ Marlon Walls leads the team with 4.5 sacks. Walls came into the season with one career sack.

■ True freshman Cameron Sutton registered his first career sack in the first quarter on Auburn's 3rd down and 13 at the Tigers' 37.

■ It was the first sack by a Tennessee DB this season and the first by a UT DB since Prentiss Waggner against South Carolina on Oct. 28, 2011.

■ The Tennessee front seven, put the heat on SC QB Connor Shaw (Oct. 19) and forced the senior QB into an 0-for-5 start in pass attempts and a 7-21 day.

■ Walls finished with 2.5 sacks, including a first-quarter sack of Shaw and a sack-and-a-half in the fourth quarter (sharing with senior defensive tackle Daniel McCullers)


■ Freshman Corey Vereen notched his first career sack (and tackle) taking Aaron Murray down for a seven yard loss vs. Georgia (Oct. 5)

#UNISWAG

■ The Tennessee Vols have worn five different combinations of uniforms this season, including the all-Smokey Gray look against Georgia (Oct. 5).

ORANGE ON WHITE (3-1)

■ The orange jersey, white pant combination has been worn the most this season in four of the Vols' home games.



WHITE ON ORANGE (0-2)

■ The Vols have worn the white on orange combination on the road at Oregon (Sept. 14) and at Missouri (Nov. 2) this season.

ALL-WHITES (0-2)

■ At Florida and Alabama, for Tennessee's two conference away



games, the Vols broke out the white on whites.

■ White on white is not an uncommon occurrence for the Vols who wore the same uniform last season at Miss. State (Oct. 13, 2012)

ORANGE EVERYTHING (1-0)

■ UT donned orange jerseys and orange pants vs. South Carolina, the first time the Vols wore an all-orange ensemble since a 26-22 home loss vs. Auburn on Oct. 3, 2009.



■ UT also wore all orange in a Dec. 1, 2007, SEC Championship Game setback to LSU, 21-14, and a 17-16 home win on Sept. 25, 1999, vs. Memphis.

■ During the 1980s and the Reggie White era, orange-on-orange was a common Tennessee uniform combination.

SMOKEY GRAY (0-1)

■ Against Georgia (Oct. 5) the Smokey Gray uniforms marking the first time since Oct. 31, 2009, that the Vols wore an alternate uniform.

■ That marked the third time since the 1930s that a UT team wore anything other than orange at home. The other occasion came in the 2004 season opener vs. UNLV, when UT wore throwback white jerseys in a 42-17 win.



▲ 2013 Uniform Combinations

Jersey	Pant	Games
Orange	White	Austin Peay (8/31), Western Ky. (9/7), So. Alabama (9/28), Auburn (11/9)
White	Orange	Oregon (9/14), Missouri (11/2)
White	White	Florida (9/21), Alabama (10/26)
Orange	Orange	South Carolina (10/19)
Gray	Gray	Georgia (10/5)

DEVIRN DASHES

■ Junior Devrin Young has played in four games this season after suffering a broken hand after the season opener.

■ Young returned to action against SC (Oct. 19.)

■ Young finished the day against Alabama (Oct. 26) with five kick returns for a career-high 146 yards.

■ With his 74 yards vs. Auburn (Nov. 9) he now has 1,135, fifth all-time, becoming the seventh Vol with 1,000 career kick return yards.

■ *Young needs 41 vs. Vandy to move into fourth place*

▲ UT Career Kickoff Return Yards

Player	Yards	Years
1. Willie Gault	1,854	1979-82
2. Leonard Scott	1,788	1999-2002
3. Corey Larkins	1,307	2001-04
4. David Oku	1,175	2009-10
5. Devrin Young	1,135	2011-pres.
6. Dennis Rogan	1,133	2007-09

RAY GUY AWARD SEMIFINALIST P/PK MICHAEL PALARDY /// 5-11 • 185 • Senior • Coral Springs, Fla.



► PALARDY CAREER STATS

KICKING

Year	G	FG-M	FG-Att.	FG Pct.	Long	Blocked	XP-M	XP-Att.	XP-Pct.	Points
2010	11	5	7	71.4	39	0	13	14	92.9	28
2011	11	9	14	64.3	52	3	25	26	96.2	52
2012	12	9	12	75.0	38	0	37	40	92.5	64
2013	10	13	15	86.7	51	0	30	30	100.0	69
Total	44	36	48	75.0	52	3	105	110	95.5	213

Career Highs: FG-M (3, three times last vs. Auburn 11/9/13); FG Att. 4 vs. SC (10/19/13); GW FG 19 yds. vs. SC (10/19/13); Long 52 at Alabama (10/22/11); Longest Att. 52 (3x); PATS 7-7 vs. Troy (11/3/12)

PUNTING

Year	G	No.	Yards	Avg.	Long	TB	FC	I-20	50+	Blocked
2010	11	4	157	39.3	51	0	1	0	1	0
2011	11	14	515	36.8	46	0	6	1	0	1
2012	12	36	1,551	43.1	66	1	10	16	13	0
2013	10	52	2,319	44.6	65	6	7	26	15	0
Total	44	106	4,542	42.8	66	7	24	43	29	1

Career Highs: 9 at Oregon (9/14/13); Avg. 51.2 vs. UGA (10/5/13); Long 66 at SC (10/27/12); I-20 6 vs. SC (10/19/13)

KICKOFFS

Year	G	No.	Yards	Avg.	Out-of-Bounds	Touchbacks
2010	11	45	2,743	61.0	3	0
2011	11	43	2,714	63.1	2	6
2012	12	76	4,685	61.6	5	25
2013	10	52	3,228	62.1	0	17
Total	44	216	13,370	61.9	10	48

Career Highs: Touchbacks 5 vs. Akron (9/22/12) & Georgia (10/5/13)

PALARDY PINS 'EM

■ Ray Guy Award Semifinalist Michael Palardy leads the nation in punts inside the 20-yard line with 26.

■ Among players with at least 40 punts this season, Palardy is second in the FBS in pct. of his punts that have landed inside the 20-yard line with .500 (26-of-52).

■ Palardy is second in terms of punts that have landed inside the 10-yard line and fourth in percentage of punts to have landed inside the 10-yard line with .231.

■ Punts Inside 20-Yard Line, FBS

Punter	School	Punts I-20
1. Michael Palardy	Tennessee	26 of 52
2. Ethan Perry	TCU	25 of 69
3. Kirby Van Der Kamp	Iowa State	23 of 69
4. Four Players		22

■ Pct. Of Punts I-20-Yard Line (min 40 punts), FBS

Punter	School	Pct. (Total)
1. Richie Leone	Houston	.524 (22 of 42)
2. Michael Palardy	Tennessee	.500 (26 of 52)
3. Mike Sadler	Michigan State	.468 (22 of 47)
4. Will Scott	Troy	.452 (19 of 42)

■ Punts Inside 10-Yard Line, FBS

Punter	School	Punts I-10
1. Mike Sadler	Michigan State	(15 of 47)
2. Michael Palardy	Tennessee	(12 of 52)
3. Will Scott	Troy	(11 of 42)
4. Four Players		10

■ Pct. Of Punts I-10-Yard Line (min 40 punts), FBS

Punter	School	Pct. (Total)
1. Mike Sadler	Michigan State	.319 (15 of 47)
2. Will Scott	Troy	.262 (11 of 42)
3. Richie Leone	Houston	.238 (10 of 42)
4. Michael Palardy	Tennessee	.231 (12 of 52)

KICKING

■ This season Palardy is a perfect 30-for-30 on PATS
■ Palardy had another outstanding day against So. Carolina (Oct. 19), kicking a game-winning 19-yard field goal as time expired to lift Tennessee to victory, 23-21.

■ Palardy is 13-of-15 on the season in field goals and 36 of 48 in his career (third all-time at UT)

■ Against Georgia (Oct. 5), Palardy tallied his 100th career PAT while against Missouri (Nov. 2), Palardy tallied his 200th career point on a 51-yard field goal.

PUNTING

■ Palardy has booted 52 punts in 2013 for a 44.6 yard avg., 10th in the country and second in the SEC.

■ Palardy had the best game of his career with career-high 51.2 punt average on six punts, the seventh best in school history against Georgia (Oct. 5).

KICKOFFS

■ Palardy has 52 kickoffs this season for a 62.1 average, none going out of bounds and 17 touchbacks.

SCORING

■ With 213 career points, Palardy ranks seventh among Tennessee kickers all-time and 10th overall in points.

CAREER AWARDS

- 2013 SEC Coaches Preseason Third Team All-SEC
- 2013 Lindy's Preseason Third Team All-SEC
- CFPA HM Punter of the Week (Oct. 21, 2012)
- CFPA HM Punter Of Week (Oct. 7, 2013)
- SEC Special Teams Player of the Week (Oct. 21, 2013)
- Lou Groza Star Of The Week (Oct. 21, 2013)
- CFPA Specialist Of Week Honorable Mention (Oct. 21, 2013)

■ UT Career Field Goal Pct.

Pct.	Name	Years
1. .779	Alex Walls (53-68)	1999-2002
2. .750	Michael Palardy (32-44)	2010-13
3. .747	Fuad Reveiz (71-95)	1981-84
4. .727	Greg Burke (32-44)	1989-90
5. .723	Carlos Reveiz (34-47)	1984-86

■ UT Career Punting Avg.

Avg.	Name	Years
1. 43.9	Jerry Colquitt	1981-84
2. 42.8	Michael Palardy	2010-13
3. 42.569	Britton Colquitt	2005-08
4. 42.566	Dustin Colquitt	2001-04
5. 42.4608	Craig Colquitt	1975-77

■ UT Single Season Punting Avg. (min. 50 punts)

Avg.	Name (No./Yds.)	Year
1. 45.3	Dustin Colquitt (68/3,081)	2003
2. 45.0	Craig Colquitt (66/2,969)	1977
3. 44.6	Michael Palardy (52/2,319)	2013
4. 43.8	Jimmy Colquitt (58/2,542)	1981

■ UT Career Scoring

Pts.	Player (Pos.)	Scoring	Years
1. 371	Jeff Hall (PK)	61 FG, 188 PAT	1995-98
2. 325	James Wilhoit (PK)	59 FG, 148 PAT	2003-06
3. 317	John Becksvoort (PK)	52 FG, 161 PAT	1991-94
4. 314	Fuad Reveiz (PK)	71 FG, 101 PAT	1981-84
5. 292	Alex Walls (PK)	53 FG, 133 PAT	1997-02
6. 287	Daniel Lincoln (PK)	51 FG, 134 PAT	2007-10
7. 276	Gene McEver (HB)	44 TD, 12 PAT	1928-31
8. 236	Stanley Morgan (WB)	39 TD, 1 PAT	1973-76
9. 234	James Stewart (RB)	39 TD	1991-94
10. 213	Michael Palardy (PK)	33 FG, 103 PAT	2010-13

ELITE COMPANY

■ Michael Palardy is **one** of just **seven** athletes in the Football Bowl Subdivision that is handling all three duties on special teams.

■ The only FBS players who have the majority of their teams' field-goal attempts, kickoffs and punts this season are:

Nate Freese	Boston College
Richie Leone	Houston
Austin Rehkow	Idaho
Anthony Melchiori	Kent State
Justin Manton	Louisiana Monroe
Kyle Brindza	Notre Dame
Michael Palardy	Tennessee

■ Palardy is the lone lefty to handle all three duties.

TENNESSEE OFFENSIVE LINE /// The Trenches • Knoxville, Tenn.



► TENNESSEE OFFENSIVE LINE

2013 PRESEASON HONORS

■ Ranked the No. 2 overall offensive line in the nation and best in the SEC from Lindy's and Athlon Sports

LT ANTONIO RICHARDSON PRESEASON HONORS

- 2013 SEC Coaches Preseason First Team All-SEC
- 2013 Media Preseason Second Team All-SEC
- 2013 Rotary Lombardi Award Watch List
- 2013 Outland Trophy Watch List
- 2013 Lindy's Preseason First Team All-SEC
- 2013 Lindy's Preseason No. 5 Overall Top Tackle
- 2013 Athlon Sports Preseason Second Team All-American
- 2013 Athlon Sports Preseason Second Team All-SEC
- 2013 Phil Steele Preseason Second Team All-American
- 2013 Phil Steele Preseason Second Team All-SEC
- 2013 Lindy's Preseason No. 7 Top-10 NFL Talent

C JAMES STONE PRESEASON HONORS

- 2013 Reese's Senior Bowl Watch List
- 2013 SEC Coaches Preseason Third Team All-SEC
- 2013 Media Preseason Third Team All-SEC
- 2013 Rimington Watch List
- 2013 Lindy's Preseason Second Team All-SEC
- 2013 Athlon Sports Preseason Second Team All-SEC
- 2013 Phil Steele Preseason Second Team All-SEC

RG ZACH FULTON PRESEASON HONORS

- 2013 Reese's Senior Bowl Watch List
- 2013 SEC Coaches Preseason Second Team All-SEC
- 2013 Media Preseason Third Team All-SEC
- 2013 Lindy's Preseason Third Team All-SEC
- 2013 Phil Steele Preseason Second Team All-SEC

RT JA'WUAN JAMES PRESEASON HONORS

- 2013 Reese's Senior Bowl Watch List
- 2013 SEC Coaches Preseason Second Team All-SEC
- 2013 Media Preseason Second Team All-SEC
- 2013 Outland Trophy Watch List
- 2013 Lindy's Preseason Second Team All-SEC
- 2013 Lindy's Preseason No. 8 Overall Top Tackle
- 2013 Athlon Sports Preseason Third Team All-SEC
- 2013 Phil Steele Preseason Third Team All-SEC

JAMES A NATIONAL LEADER

- Ja'Wuan James has started and played at right tackle since he stepped foot on Rocky Top.
- His 47 career starts rank in a tie for **fifth** overall in the nation and **fifth** among offensive linemen
- His 47 consecutive starts ranks **fourth** nationally and **third** among offensive linemen.
- Both his 47 career and consecutive starts ranks **fourth** overall in the SEC and **third** by offensive linemen.

O-LINE PRIDE

■ The 2013 Tennessee Vols' starting offensive line has made a combined 167 career starts (LT Antonio Richardson 22, LG Alex Bullard 23, C James Stone 37, RG Zach Fulton 38, and RT Ja'Wuan James 47).

■ Including five starts by Marcus Jackson, & Mack Crowder's first career start against South Carolina, UT has a combined 173 career starts by offensive linemen on the roster.

■ This season, Bullard replaces LG Dallas Thomas who was drafted in the third round, 77th overall by the Miami Dolphins in the 2013 NFL Draft

■ Last season the Vols allowed just eight sacks, the least amount of sacks allowed in the SEC and the third-fewest in the country at 0.67 sacks per game.

■ This season, through 10 games, the Vols have allowed 12 sacks.

■ Fewest Sacks Allowed Last 3 Seasons In SEC

TENNESSEE	36	18-2011	8-2012	10-2013
Texas A&M	48	15-2011	23-2012	16-2013
Alabama	49	17-2011	23-2012	9-2013
Arkansas	53	28-2011	18-2012	7-2013
Mississippi State	63	25-2011	19-2012	19-2013

■ This year, the Vols are ranked in a tie for third in the league lead in sacks allowed with 12. The first sack allowed in 2013 was in the fourth quarter of the Austin Peay game and was allowed by a line not consisting of any Tennessee starters.

■ Fewest Sacks Allowed, NCAA, 2013

1. Toledo	4	9. Six Teams	9
2. No. Ill/Air Force	6	15. UMass/Buffalo	10
4. Notre Dame/Ark.	7	17. UT (w/8 teams)	12
6. Okla. St./Fresno/Tulsa	8		

STRONG COMPETITION

■ The Vols have taken on some of the top defensive lines in the country this season.

■ Tennessee held Oregon without a sack in the Sept.

14 meeting and allowed no sacks to Alabama and just one sack each to a tough Florida and South Carolina front four

■ Fewest Sacks Allowed, per game, NCAA, 2013

1. Toledo	4	0.40
2. No. Illinois/Air Force	6	0.60
4. Arkansas/Notre Dame	7	0.70
6. Tulsa/Oklahoma State	8	0.80
8. Fresno State	8	0.89
9. Six Teams	9	0.90
15. Buffalo/Massachusetts	10	1.00
17. Auburn	11	1.09
18. Kent State	11	1.18
19. TENNESSEE (tied w/ seven others)	12	1.20

NO SACKS FOR YOU!

■ The Vols finished second in the nation in regards to pass attempts made as compared to how many sacks have been allowed by the offensive line in 2012.

■ The Vols offensive line only allowed one game last season, Vanderbilt, where they gave up multiple sacks (2).

GAME-BY-GAME

2013 Opp.	Rush-Yds-TD	Rec-Yds-TD	P-A-Yds-TD	Plays	Total Off	Sacks
Austin Peay	52-315-3	15-132-3	15-21-132-2	73	447	1
Western Kentucky	45-240-4	11-142-1	11-19-142-1	64	382	1
at Oregon	38-178-1	15-138-1	15-29-138-1	67	316	0
at Florida	23-66-0	14-154-1	14-34-154-1	57	220	1
South Alabama	37-278-2	20-204-2	20-36-204-2	73	482	1
Georgia	41-206-2	17-215-1	17-31-215-1	72	404	3
South Carolina	41-146-1	19-179-1	19-36-179-1	77	325	1
at Alabama	28-127-1	13-195-0	13-28-195-0	56	322	0
at Missouri	24-94-0	26-240-0	26-42-240-0	66	334	2
Auburn	43-226-1	16-128-0	16-25-128-0	68	354	2
Vanderbilt						
at Kentucky						

LB A.J. JOHNSON /// 6-2 • 243 • Junior • Gainesville, Ga.



▶ JOHNSON CAREER STATS

DEFENSE

Year	GP/GS	Tackles			TFL	Sacks	FF	FR	Tkls/Gm
		Solo	Asst.	Total					
2011	12/10	37	43	80	4.5-7	0-0	1	2	6.7
2012	12/12	63	75	138	8.5-25	1-10	0	1	11.5
2013	10/10	46	38	84	5.5-10	0-0	0	0	8.4
Total	34/32	146	156	302	18.5-42	1-10	1	3	8.9

Career Highs: Tackles: 21, TFL: 2.0, FF: 1, FR: 1 (3x, last at Georgia 9/29)

2013 PRESEASON AWARDS

- 2013 SEC Coaches Preseason First Team All-SEC
- 2013 Media Preseason First Team All-SEC
- 2013 Rotary Lombardi Award Watch List
- 2013 Butkus Award Watch List
- 2013 Bronko Nagurski Trophy Preseason Watch List
- 2013 Bednarik Award Watch List
- 2013 Lott Trophy Watch List
- 2013 Lindy's Preseason 2nd Team All-American
- 2013 Lindy's Preseason 1st Team All-SEC
- 2013 Lindy's Preseason No. 3 Top Inside Linebacker
- 2013 Athlon Sports Preseason 1st Team All-SEC
- 2013 Athlon Sports Preseason 4th Team All-American
- 2013 Sporting News Preseason 2nd Team All-American
- 2013 Sporting News Preseason 1st Team All-SEC
- 2013 Phil Steele Preseason 3rd Team All-American
- 2013 Phil Steele Preseason 1st Team All-SEC

2012 POSTSEASON AWARDS

- SEC Coaches 2nd Team All-SEC (LB)

2013 GAME-BY-GAME

2013 Opp.	Solo	Ast	Tkl	TFL	QBH
Austin Peay	2	0	2	0-0	0
Western Kentucky	3	5	8	1-1	1
at Oregon	2	5	7	0-0	0
at Florida	7	3	10	1-2	0
South Alabama	3	5	8	1-1	1
Georgia	6	6	12	1.5-3	0
South Carolina	6	2	8	0-0	0
at Alabama	4	6	10	0-0	0
at Missouri	6	5	11	0-0	0
Auburn	7	1	8	1-3	1
Vanderbilt					
at Kentucky					

LEAVING HIS MARK

■ Junior A.J. Johnson has put together a team-best 84 stops thus far in the 2013 season.

■ Johnson registered seven solos and five assists against Alabama for fourth place all-time on UT's career assisted tackles list.

■ Johnson needs eight to move into third place on the career assisted tackles list.

DOUBLE-DIGIT SUCCESS

■ In 34 career games, junior A.J. Johnson has put together 17 double-digit tackle games.

■ Johnson registered 10 straight double-digit tackle games to finish out the 2012 season.

■ Johnson notched his fourth double-digit tackle effort of the season at Missouri with 11.

AMAZING A.J.

■ In 2012, on defense, A.J. Johnson tallied an SEC best 138 tackles, 8.5 TFL for a loss of 25 yards, his first career sack for a loss of 10 yards and a fumble recovery.

■ In his final 10 games, Johnson accumulated 129 of his 138 tackles for an average of 12.9 tackles/game.

■ Johnson ranked sixth nationally in total tackles (138), fourth in tackles/game (11.5), and sixth in assisted tackles (75).

■ Johnson became the first

■ Assisted Tackles - Season

1.	90	Jamie Rotella	1972
2.	76	Carl Johnson	1972
3.	75	A.J. Johnson	2012
4.	71	Steve Poole	1974
5.	70	Bobby Majors	1971
6.	67	David Campbell	1973
7.	66	Ray Nettles	1971
	66	John Wagster	1971
9.	65	Carl Zander	1984
	65	Andy Spiva	1975

■ Assisted Tackles - Career

1.	193	Andy Spiva	1973-76
2.	181	Jamie Rotella	1970-72
3.	163	Rico McCoy	2006-09
4.	156	A.J. Johnson	2011-
5.	149	Earnest Fields	1987-91
6.	147	Carl Zander	1981-84
7.	138	John Wagster	1970-72
8.	131	Steve Poole	1973-75
9.	126	Russ Williams	1974-77
10.	121	Ronnie McCartney	1973-75

Vol to record over 120 tackles since Jerod Mayo in 2007 (140).

■ Johnson notched a career best 21 tackles against Mississippi State (Oct. 13), eight more than his previous career best of 13 set against Alabama in 2011.

■ He became the first Vol with 20 or more tackles since Keith DeLong had 23 tackles vs. Alabama on Oct. 15, 1988.

■ Johnson's 17 assisted tackles set a new school record, besting the old record of 13 held by four different Vols, the last being Lavoisier Fisher at Auburn on Sept. 29, 1984.

■ Johnson was the first true freshman in UT history to record three 10-plus tackle games, recording 13 against No. 2 Alabama, 11 vs. No. 1 LSU and 12 vs. No. 14 South Carolina. He was also the first Tennessee defender to notch three consecutive double-digit tackle performances since Nick Reveiz did it four straight times in 2010.

WILL THE BEAST PACKAGE RETURN?

■ In 2012, UT's version of the Wildcat package with A.J. Johnson under center was called the "Beast Package."

■ Against Florida, Tennessee retired Johnny Majors' jersey (No. 45). That same game, linebacker A.J. Johnson (who also wears No. 45) channeled his inner Majors by lining up at quarterback in the Beast package and scoring his first career touchdown. His one-yard plunge put the Vols up 20-13 with 7:33 to go in the third quarter.

■ On 12 career carries, Johnson has scored six touchdowns (team leading) — one in six of the last eight games.

■ Beast Package Touchdowns

1. 1-yd run vs. Florida, Sept. 15 7:33 3rd quarter
2. 2-yd run vs. Akron, Sept. 22 9:55 1st quarter
3. 1-yd run vs. Georgia, Sept. 29 4:53 2nd quarter
4. 2-yd run vs. Alabama, Oct. 20 5:32 2nd quarter
5. 3-yd run vs. Missouri, Nov. 10 9:56 2nd quarter
6. 2-yd run vs. Kentucky, Nov. 24 6:01 1st quarter

RUSHING

Year	GP/GS	Att.	Yds	Avg	TD	Lg
2012	12/12	12	19	1.7	5	4

Car. Highs: Rushes: 3, Yds: 6, TDs: 1

■ 2012 NCAA National Tackle Leaders

Name	School	Tackles	T/G
1. Dan Molls	Toledo	166	13.83
2. Marvin Burdette	UAB	157	13.08
3. Nick Clancy	Boston College	145	12.08
4. A.J. Johnson	Tennessee	138	11.50
5. Eric Kendricks	UCLA	137	10.54
6. Avery Williamson	Kentucky	135	11.25

■ Most Total Tackles - Single Game - UT

No.	Name	At/Vs.	Year
1.	28	Tom Fisher	at Auburn 1964
2.	25	Greg Jones	vs. Vanderbilt 1977
	25	Greg Jones	vs. Alabama 1976
	25	Andy Spiva	vs. Vanderbilt 1975
5.	24	Kelly Ziegler	at Boston College 1987
	24	Lemont Holt Jeffers	vs. Auburn 1981
	24	Andy Spiva	vs. Kentucky 1976
8.	23	Keith DeLong	vs. Alabama 1988
9.	22	Andy Spiva	vs. Florida 1976
	22	Ray Nettles	at Alabama 1971
11.	21	A.J. Johnson	at Miss. St. 2012

■ Most Asst. Tackles - Single Game - UT

No.	Name	At/Vs.	Year
1.	17	A.J. Johnson	at Miss. St. 2012
2.	13	Lavoisier Fisher	at Auburn 1984
	13	Alvin Toles	vs. Mississippi 1983
	13	Carl Zander	vs. Pittsburgh 1983
	13	Danny Jenkins	vs. California 1977

Tennessee Volunteers

Depth Chart

>> Offense

TE	85	Brendan Downs	6-5	248	Jr.
	86	A.J. Branisel	6-4	235	Fr.
LT	74	Antonio Richardson	6-6	327	Jr.
	65	Jacob Gilliam	6-4	287	R-Jr.
LG	78	Alex Bullard	6-2	302	R-Sr.
	75	Marcus Jackson	6-2	307	Jr.
C	64	James Stone	6-3	291	Sr.
	57	Mack Crowder	6-2	280	R-So.
RG	72	Zach Fulton	6-5	323	Sr.
	71	Dylan Wiesman	6-3	308	Fr.
RT	70	Ja'Wuan James	6-6	318	Sr.
	77	Kyler Kerbyson	6-4	306	R-So.
WR	8	Marquez North	6-4	215	Fr.
	87	Jacob Carter	6-0	190	R-Jr.
WR	2	Pig Howard	5-8	185	So.
	19	Devrin Young	5-8	171	Jr.
WR	18	Jason Croom	6-5	223	R-Fr. OR
	25	Josh Smith	6-1	193	Fr.
QB	11	Joshua Dobbs	6-3	193	Fr.
	10	Riley Ferguson	6-3	181	Fr. OR
	12	Nathan Peterman	6-2	221	RFr.
TB	20	Rajion Neal	5-11	212	Sr.
	15	Marlin Lane	5-11	205	Jr.
	29	Tom Smith	5-11	220	R-So.

>> Defense

LEO	55	Jacques Smith	6-2	243	Sr.
	54	Jordan Williams	6-5	260	Jr.
	50	Corey Vereen	6-2	248	Fr.
DT	98	Daniel McCullers	6-8	351	Sr.
	93	Gregory Clark	6-2	327	R-Jr.
NG	97	Daniel Hood	6-4	277	R-Sr.
	95	Danny O'Brien	6-2	287	R-Fr.
DE	80	Corey Miller	6-3	265	Sr.
	58	Marlon Walls	6-2	272	R-Sr.
WLB	41	Dontavis Sapp	6-2	227	Sr.
	52	Christian Harris	6-1	240	R-So.
MLB	45	A.J. Johnson	6-3	243	Jr.
	47	John Propst	6-0	219	Sr.
SLB	17	Brent Brewer	6-1	221	Sr.
	48	Greg King	6-2	247	R-Sr.
CB	27	Justin Coleman	5-10	184	Jr.
	22	Malik Foreman	5-10	177	Fr.
SS	37	Brian Randolph	6-0	199	R-So.
	46	Max Arnold	5-11	188	R-So.
FS	33	LaDarrell McNeil	6-1	199	So.
	3	Byron Moore	6-0	208	R-Sr.
CB	23	Cameron Sutton	6-1	180	Fr.
	9	Reggie Juin	5-7	173	R-Sr.
NK	35	JaRon Toney	5-10	184	R-Jr.
	13	Devaun Swafford	5-11	184	Fr.

>> Specialists

P	1	Michael Palardy	5-11	185	Sr.
	43	Matt Darr	6-1	220	R-Jr.
PK	1	Michael Palardy	5-11	185	Sr.
	42	Derrick Brodus	5-11	188	R-Jr.
KOS	1	Michael Palardy	5-11	185	Sr.
	42	Derrick Brodus	5-11	188	R-Jr.
LS	53	J.R. Carr	5-10	215	R-Sr.
	59	Matt Giampapa	6-0	229	Jr.
H	3	Tyler Drummer	6-1	169	R-Sr.
	43	Matt Darr	6-1	220	R-Jr.

>> Returners

PR	19	Devrin Young	5-8	171	Jr.
	87	Jacob Carter	6-0	190	R-Jr.
KR	19	Devrin Young	5-8	171	Jr.
	35	JaRon Toney	5-10	184	R-Jr.



Vanderbilt Commodores

Depth Chart

>> Offense

LT	67	Wesley Johnson	6-5	295	RSo.
	74	Will Holden	6-6	302	RFr.
LG	53	Jake Bernstein	6-3	305	RSo.
	73	Chase White	6-4	292	RJr.
C	57	Joe Townsend	6-3	305	Jr.
	77	Spencer Pulley	6-4	300	Jr.
RG	77	Spencer Pulley	6-4	300	Jr.
	56	Barrett Gouger	6-4	307	RFr.
	78	Kevin McCoy	6-5	295	Fr.
RT	50	Andrew Jelks	6-6	295	RFr.
	73	Chase White	6-4	292	RJr.
TE	81	Steven Scheu	6-5	255	RSo.
	89	Dillon van der Wal	6-6	260	Jr.
QB	4	Patton Robinette	6-4	212	RFr.
	2	Johnny McCrary	6-4	215	Fr.
RB	3	Jerron Seymour	5-6	200	RSo.
	25	Brian Kimbrow	5-8	185	So.
	24	Wesley Tate	6-1	224	RSr.
FB	38	Fitz Lassing	6-3	245	Sr.
HB	82	Kris Kentera	6-4	235	RSo.
WR	17	Jonathan Krause	5-11	192	Sr.
	84	Jordan Cunningham	6-1	175	Fr.
	9	Trent Pruitt	5-9	180	RJr.
WR	87	Jordan Matthews	6-3	206	Sr.
	86	Latevius Rayfor	6-1	180	Fr.
	1	Trovon Reed	6-0	190	Jr.

>> Defense

DE	92	Kyle Woestmann	6-3	252	RJr.
	55	Caleb Azibuke	6-4	265	So.
DT	97	Jared Morse	6-2	304	Sr. OR
	69	Adam Butler	6-4	305	RFr.
NT	53	Vince Taylor	6-2	312	RJr.
	44	Barron Dixon	6-4	308	Jr.
	93	Ladarius Banks	6-2	295	RFr.
DE	90	Walker May	6-5	250	RSr.
	45	Stephen Weatherly	6-5	252	RFr.
	54	Jimmy Stewart	6-4	250	RSo.
OLB	35	Darreon Herring	6-2	228	So.
	40	Ja'kari Thomas	6-1	225	RFr.
MLB	13	Jake Sealand	6-2	230	So.
	36	Chase Garnham	6-3	235	Sr.
	11	Harping Harper	6-2	240	RFr.
OLB	28	Karl Butler	6-1	218	Sr.
	30	Larry Franklin	6-0	214	RSo.
	22	Casey Hughes	6-1	218	RJr.
CB	23	Andre Hal	6-0	185	Sr.
	5	Torren McGaster	6-0	190	RFr.
	6	Darrius Sims	5-9	178	Fr.
SS	31	Javon Marshall	5-10	202	RSr.
	27	Jahmel McIntosh	6-1	205	RSo.
FS	1	Kenny Ladler	6-1	205	Sr.
	32	Andrew Williamson	6-1	210	RSo.
CB	12	Steven Clarke	5-10	195	Sr.
	21	Paris Head	6-0	182	RFr.

>> Specialists

P	29	Taylor Hudson	6-2	225	RSo. OR
	16	Colby Cooke	6-3	208	RFr.
PK	39	Carey Spear	5-10	194	Sr.
	17	Tommy Openshaw	6-2	175	Fr.
KO	39	Carey Spear	5-10	194	Sr.
	17	Tommy Openshaw	6-2	175	Fr.
LS	34	Andrew East	6-2	230	RJr.
	61	Connor Morrison	6-0	235	RSo.
H	29	Taylor Hudson	6-2	225	RSo.

>> Returners

PR	17	Jonathan Krause	5-11	192	Sr.
	9	Trent Pruitt	5-9	180	RFr.
KR	23	Andre Hal	6-0	185	Sr.
	25	Brian Kimbrow	5-8	180	So.
	6	Darrius Sims	5-9	178	Fr.

2013 » NUMERICAL ROSTER

No.	Name	Pos.	Ht.	Wt.	Cl.	Exp	Hometown (High School/Previous School)
1	Michael Palardy	PK/P	5-11	185	Sr.	3L	Coral Springs, Fla./St. Thomas Aquinas
1	Paul Harris	WR	6-4	200	Fr.	HS	Accokeek, Md./Fredrick Douglass
2	Pig Howard	WR	5-8	185	So.	1L	Orlando, Fla./Edgewater
2	Michael L. Williams	DB	5-9	176	R-So.	SQ	Knoxville, Tenn./Bearden
3	Byron Moore	DB	6-0	208	R-Sr.	2L	Carson, Calif./Narbonne/L.A Harbor [Calif.] CC
3	Tyler Drummer	WR/H	6-1	169	R-Sr.	1L	Powell, Tenn./Powell/Univ. of the Cumberlands
4	LaTroy Lewis	DL	6-4	245	R-Fr.	RS	Akron, Ohio/Archbishop Hoban
5	Ryan Jenkins	WR	5-11	180	Fr.	HS	Marietta, Ga./Lassiter
5	George Bullock	PK	6-0	207	R-Fr.	RS	Knoxville, Tenn./West
6	Tyler Page	QB	6-3	206	R-Jr.	TR	Candler, N.C./Asheville/Chattanooga
7	Drae Bowles	WR	6-0	207	R-Fr.	RS	Jackson, Tenn./Jackson Christian
7	Michael F. Williams	DB	5-11	171	R-Fr.	HS	Laurel, Md./DeMatha Catholic
8	Marquez North	WR	6-4	215	Fr.	HS	Charlotte, N.C./Mallard Creek
9	Reggie Juin	DB	5-7	173	R-Sr.	SQ	Conyers, Ga./Heritage/Tusculum College
10	Riley Ferguson	QB	6-3	173	Fr.	HS	Matthews, N.C./Butler
10	Brett Parisi	WR	6-2	184	R-Jr.	SQ	Knoxville, Tenn./Bearden
11	Joshua Dobbs	QB	6-3	193	Fr.	HS	Alpharetta, Ga./Alpharetta
12	Nathan Peterman	QB	6-2	221	R-Fr.	RS	Fruit Cove, Fla./Bartram Trail
13	Devaun Swafford	DB	5-11	184	Fr.	HS	Kingsport, Tenn./Dobyns-Bennett
13	Patrick Ashford	QB	6-0	201	R-So.	SQ	Morristown, Tenn./Morristown West/Carson-Newman
14	Justin Worley	QB	6-4	222	Jr.	2L	Rock Hill, S.C./Northwestern
15	Marlin Lane	RB	5-11	205	Jr.	2L	Daytona Beach, Fla./Mainland
17	Brent Brewer	DB	6-1	221	Sr.	3L	Tyrone, Ga./Sandy Creek
18	Jason Croom	WR	6-5	223	R-Fr.	RS	Norcross, Ga./Norcross
19	Devrin Young	WR	5-8	171	Jr.	2L	Knoxville, Tenn./Bearden
19	Tyler Coombes	DB	6-0	191	R-Jr.	SQ	Lebanon, Tenn./Wilson Central
20	Rajion Neal	RB	5-11	212	Sr.	3L	Fayetteville, Ga./Sandy Creek
21	Riyahd Jones	DB	6-0	179	Jr.	JC	Columbus, Ga./Carver/Garden City [Kan.] CC
21	David Priddy	DB	5-10	170	Fr.	HS	Hendersonville, Tenn./Hendersonville
22	Malik Foreman	DB	5-10	177	Fr.	HS	Kingsport, Tenn./Dobyns-Bennett
23	Cameron Sutton	DB	6-1	180	Fr.	HS	Jonesboro, Ga./Jonesboro
24	Deanthonie Summerhill	RB	5-9	196	R-Jr.	SQ	Tuscumbia, Ala./Deshler
24	Taylor Spivey	LB	6-2	205	Fr.	HS	Maryville, Tenn./Maryville
25	Josh Smith	WR	6-1	193	Fr.	HS	Knoxville, Tenn./Christian Academy of Knoxville
25	Trevor Daniel	P	6-2	221	Fr.	HS	Dickson, Tenn./Dickson County
26	Geraldo Orta	DB	6-0	176	R-So.	1L	Valdosta, Ga./Lowndes
26	Jaye Rochell	WR	6-2	190	Fr.	HS	Norcross, Ga./Wesleyan School
27	Justin Coleman	DB	5-10	184	Jr.	2L	Brunswick, Ga./Brunswick
28	Lemond Johnson	DB	6-1	188	Fr.	HS	Cooper City, Fla./Cooper City
29	Tom Smith	RB	5-11	220	R-So.	RS	Apopka, Fla./Apopka
29	Gage Beeler	DB	6-2	230	So.	HS	Knoxville, Tenn./Knoxville Central
30	Alden Hill	RB	6-2	215	R-Fr.	RS	Alliance, Ohio/Marlington
30	Devin Williams	ATH	5-7	180	Fr.	HS	Knoxville, Tenn./Austin-East
31	Tino Thomas	DB	6-0	206	R-Fr.	RS	Memphis, Tenn./Melrose
31	Justus Pickett	RB	5-10	185	Jr.	TR	Charlotte, N.C./Ardrey Kell/Maryland
33	LaDarrell McNeil	DB	6-1	199	So.	1L	Dallas, Texas/Wilmer-Hutchins
34	Jalen Reeves-Maybin	DB	6-1	210	Fr.	HS	Clarksville, Tenn./Northeast
34	Patrick Toole	PK	5-10	174	R-So.	TR	Walkill, N.Y./Walkill/Temple/Erie CC
35	JaRon Toney	DB	5-10	184	R-Jr.	1L	Alcoa, Tenn./Alcoa
36	Ryan Ault	P/PK	5-11	196	R-Fr.	SQ	Brentwood, Tenn./Brentwood
37	Brian Randolph	DB	6-0	199	R-So.	2L	Kennesaw, Ga./Kell
38	Justin King	LB	6-2	240	So.	1L	Dunwoody, Ga./Dunwoody
38	Nikolay Timoschuk	LB	6-1	218	R-Fr.	RS	Chattanooga, Tenn./Chattanooga Central
39	Michael Cantwell	LB	5-11	204	R-So.	SQ	Morristown, Tenn./Morristown-Hamblen West
39	Kendal Vickers	DL	6-3	240	Fr.	HS	Havelock, N.C./Havelock
40	Raiques Crump	LB	6-1	231	Sr.	3L	Adamsville, Ala./Minor
40	Alex Ellis	TE	6-4	240	R-So.	SQ	Delmar, Del./Delmar
41	Dontavis Sapp	LB	6-2	227	Sr.	3L	Valdosta, Ga./Valdosta
42	Derrick Brodus	PK/P	5-11	188	R-Jr.	1L	Maryville, Tenn./Alcoa
42	Charles Folger	DL	6-4	251	R-Fr.	RS	Augusta, Ga./Lincoln County
43	Matt Darr	P	6-1	220	R-Jr.	2L	Bakersfield, Calif./Frontier
43	Dakota Summers	TE	6-3	230	R-Jr.	SQ	Camden, Tenn./Central
44	Maurice Couch	DL	6-2	304	R-Sr.	2L	Orlando, Fla./Edgewater/Garden City [Kan.] CC
45	A.J. Johnson	LB	6-2	243	Jr.	2L	Gainesville, Ga./Gainesville
45	Austin Bolen	RB	5-11	218	R-Jr.	SQ	Knoxville, Tenn./Farragut
46	Max Arnold	DB	5-11	188	R-So.	SQ	McKenzie, Tenn./McKenzie
46	Logan Cavendar	LB	6-2	215	R-Fr.	TR	Fairview, Tenn./Fairview/Tennessee Tech
47	John Propst	LB	6-0	219	Sr.	3L	Hoover, Ala./Hoover
48	Greg King	LB	6-2	247	R-Sr.	1L	Memphis, Tenn./Melrose
50	Corey Vereen	DL	6-2	248	Fr.	HS	Winter Garden, Fla./West Orange
51	Kenny Bynum	LB	6-1	247	R-Fr.	RS	Jacksonville, Fla./Raines
52	Christian Harris	LB	6-1	240	R-So.	1L	Woodstock, Ga./Etowah
53	J.R. Carr	LS	5-10	215	R-Sr.	1L	Lomita, Calif./South Torrance
53	Justin Thomas	LB	6-0	228	R-Fr.	SQ	Richmond, Va./Central Virginia Home School
54	Jordan Williams	DL	6-5	260	Jr.	2L	Gainesville, Fla./Gainesville
54	Danny Finch	LS	6-2	200	Fr.	HS	Maryville, Tenn./Maryville
55	Jacques Smith	DL	6-2	243	Sr.	3L	Ooltewah, Tenn./Ooltewah
56	Curt Maggitt	LB	6-3	239	Jr.	2L	West Palm Beach, Fla./Dwyer
57	Mack Crowder	OL	6-2	280	R-So.	SQ	Bristol, Tenn./Tennessee HS
57	Andrew Henry	LS	6-2	212	R-So.	SQ	Gallatin, Tenn./Station Camp
58	Marlon Walls	DL	6-2	272	R-Sr.	3L	Olive Branch, Miss./Olive Branch/Hargrave Mil. Acad.
59	Gregory Grieco	LB	5-10	218	R-Jr.	SQ	Knoxville, Tenn./Farragut

ALPHABETICAL

No.	Name	Pos.
46	Max Arnold	DB
13	Patrick Ashford	QB
36	Ryan Ault	P/PK
88	Joseph Ayres	TE
29	Gage Beeler	DB
83	Cody Blanc	WR
45	Austin Bolen	LB
7	Drae Bowles	WR
86	A.J. Branisel	TE
17	Brent Brewer	DB
42	Derrick Brodus	PK/P
90	Malik Brown	DL
78	Alex Bullard	OL
5	George Bullock	PK
51	Kenny Bynum	LB
39	Michael Cantwell	LB
53	J.R. Carr	LS
94	Jason Carr	DL
69	Allan Carson	DL
87	Jacob Carter	WR
46	Logan Cavendar	LB
93	Gregory Clark	DL
27	Justin Coleman	DB
19	Tyler Coombes	DB
44	Maurice Couch	DL
18	Jason Croom	WR
57	Mack Crowder	OL
40	Raiques Crump	LB
25	Trevor Daniel	P
43	Matt Darr	P
11	Joshua Dobbs	QB
85	Brendan Downs	TE
3	Tyler Drummer	WR/H
79	Thomas Edwards	OL
40	Alex Ellis	TE
10	Riley Ferguson	QB
54	Danny Finch	LS
42	Charles Folger	DL
22	Malik Foreman	DB
72	Zach Fulton	OL
59	Matt Giampapa	LB
65	Jacob Gilliam	OL
59	Gregory Grieco	LS
1	Paul Harris	WR
69	Jay Heins	OL
52	Christian Harris	LB
30	Alden Hill	RB
97	Daniel Hood	DL
2	Pig Howard	WR
75	Marcus Jackson	OL
70	Ja'Wuan James	OL
5	Ryan Jenkins	WR
28	Lemond Johnson	DB
45	A.J. Johnson	RB
81	Johnathon Johnson	WR
21	Riyahd Jones	DB
9	Reggie Juin	DB
63	Brett Kendrick	OL
77	Kyler Kerbyson	OL
38	Justin King	LB
48	Greg King	LB
15	Marlin Lane	RB
4	LaTroy Lewis	DL
56	Curt Maggitt	LB
98	Daniel McCullers	DL
33	LaDarrell McNeil	DB
80	Corey Miller	DL
89	Jaylen Miller	DL
3	Byron Moore	DB
20	Rajion Neal	RB
8	Marquez North	WR
95	Danny O'Brien	DL
26	Geraldo Orta	DB
6	Tyler Page	QB
66	Marques Pair	OL
1	Michael Palardy	PK/P
10	Brett Parisi	WR
12	Nathan Peterman	QB
31	Justus Pickett	RB
21	David Priddy	DB
47	John Propst	LB

2013 » NUMERICAL ROSTER

59	Matt Giampapa	LS	6-0	229	R-So.	RS	Jackson, Tenn./Univ. of Jackson School/Michigan St.
60	Austin Sanders	OL	6-5	310	Fr.	HS	Cleveland, Tenn./Bradley Central
63	Brett Kendrick	OL	6-6	305	Fr.	HS	Knoxville, Tenn./Christian Academy of Knoxville
64	James Stone	OL	6-3	291	Sr.	3L	Nashville, Tenn./Maplewood
65	Jacob Gilliam	OL	6-4	287	R-Jr.	SQ	Knoxville, Tenn./Farragut
66	Marques Pair	OL	6-5	329	R-Jr.	SQ	Sumter, S.C./Sumter
69	Allan Carson	DL	6-1	326	R-So.	RS	Oxford, Ala./Oxford
69	Jay Heins	OL	6-5	305	Fr.	HS	Nashville, Tenn./Ensworth
70	Ja'Wuan James	OL	6-6	318	Sr.	3L	Suwanee, Ga./North Gwinnett
71	Dylan Wiesman	OL	6-3	308	Fr.	HS	Cincinnati, Ohio/Colerain
72	Zach Fulton	OL	6-5	323	Sr.	3L	Homewood, Ill./Homewood-Flossmoor
74	Antonio Richardson	OL	6-6	327	Jr.	2L	Nashville, Tenn./Pearl-Cohn
75	Marcus Jackson	OL	6-2	307	Jr.	2L	Vero Beach, Fla./Vero Beach
76	John Simcox	OL	6-2	295	R-Fr.	SQ	Kingsport, Tenn./Sullivan Central
77	Kyler Kerbyson	OL	6-4	306	R-So.	1L	Knoxville, Tenn./Knoxville Catholic
78	Alex Bullard	OL	6-2	302	R-Sr.	2L	Franklin, Tenn./Brentwood Academy/Notre Dame
79	Thomas Edwards	OL	6-4	310	Fr.	HS	Kingsport, Tenn./Dobyns-Bennett
80	Corey Miller	DL	6-3	265	Sr.	3L	Wellford, S.C./Byrnes
80	Dylan West	WR	6-1	183	R-Jr.	SQ	Oneida, Tenn./Oneida
81	Johnathon Johnson	WR	5-9	176	So.	TR	Friendswood, Texas/Friendswood/Blinn
82	Joe Stocstill	TE	6-2	232	R-Fr.	RS	Lewisburg, Tenn./Cornersville
82	Daniel Sola	ATH	5-8	170	So.	HS	Crossville, Tenn./Cumberland County
83	Cody Blanc	WR	6-3	205	So.	1L	Knoxville, Tenn./Central
84	Woody Quinn	TE	6-6	253	Jr.	TR	Dana Point, Calif./St. Margaret's/Pepperdine/Santa Ana College
85	Brendan Downs	TE	6-5	248	Jr.	2L	Bristol, Tenn./Tennessee HS
86	A.J. Branisel	TE	6-4	235	Fr.	HS	South Euclid, Ohio/Notre Dame Cathedral Latin School
87	Jacob Carter	WR	6-0	190	R-Jr.	1L	Nashville, Tenn./Ensworth
88	Joseph Ayres	TE	6-3	254	R-Sr.	SQ	Knoxville, Tenn./Chattanooga McCallie
89	Jaylen Miller	DL	6-2	240	Fr.	HS	Gaffney, S.C./Gaffney
89	Greg Tisho	TE	6-2	232	Fr.	HS	Cherokee, N.C./Swain County
90	Malik Brown	DL	6-4	251	Fr.	HS	Palm Beach, Fla./Dwyer
93	Gregory Clark	DL	6-2	327	R-Jr.	SQ	Warner Robins, Ga./Northside
94	Jason Carr	DL	6-5	285	Fr.	HS	Memphis, Tenn./White Station
95	Danny O'Brien	DL	6-2	287	R-Fr.	RS	Flint, Mich./Powers Catholic
96	Trevarris Saulsberry	DL	6-4	291	R-So.	1L	Gainesville, Fla./Gainesville
97	Daniel Hood	DL	6-4	277	R-Sr.	2L	Knoxville, Tenn./Knoxville Catholic
98	Daniel McCullers	DL	6-8	351	Sr.	1L	Raleigh, N.C./SE Raleigh/Georgia Military College

ALPHABETICAL

84	Woody Quinn	TE
37	Brian Randolph	DB
34	Jalen Reeves-Maybin	DB
74	Antonio Richardson	OL
26	Jaye Rochell	WR
60	Austin Sanders	OL
41	Dontavis Sapp	LB
96	Trevarris Saulsberry	DL
76	John Simcox	OL
82	Daniel Sola	ATH
25	Josh Smith	WR
29	Tom Smith	RB
55	Jacques Smith	DL
24	Taylor Spivey	LB
82	Joe Stocstill	TE
64	James Stone	OL
24	Deanthonie Summerhill	RB
43	Dakota Summers	TE
23	Cameron Sutton	DB
13	Devaun Swafford	DB
53	Justin Thomas	LB
31	Tino Thomas	DB
38	Nikolay Timoschuk	LB
89	Greg Tisho	TE
35	JaRon Toney	DB
34	Patrick Toole	PK
50	Corey Vereen	DL
39	Kendal Vickers	DL
58	Marlon Walls	DL
80	Dylan West	WR
71	Dylan Wiesman	OL
30	Devin Williams	ATH
54	Jordan Williams	DL
7	Michael F. Williams	DB
2	Michael L. Williams	DB
14	Justin Worley	QB
19	Devrin Young	WR

ANDERSON TRAINING CENTER

Tennessee's brand new, state-of-the-art Anderson Training Center is one of the most modern and functional buildings of its kind.

The 145,000-square foot building includes an amphitheater-style team room, coaches' offices, position meeting rooms, a dining hall, players' lounge, a 7,000-square foot locker room, a 22,000-square foot, multi-level weight room as well as a new training room, hydrotherapy and nutrition area.

The building also features several technological upgrades, including a state-of-the-art video delivery system for players and coaches. The locker room includes roomy, custom-built and ventilated lockers with electrical outlets for charging portable devices like cellphones, iPods and laptops.

Also included in the building is an updated football hall of fame area.

The Anderson Training Center joins the Brenda Lawson Athletic Center and Neyland-Thompson Sports Center. It provides student-athletes direct access to both the 120-yard Robert E. White indoor football field and Haslam Field, Tennessee's two outdoor football practice fields.

The facility is named in honor of the leadership support of the Anderson family, including Charlie and Moll Anderson of Knoxville, Terry and Susan Anderson and Charlie Sr. and Hilda Anderson, both of Florence, Ala. Charlie is a former student-athlete with the Volunteer football program (1974-76) and served as a Board of Trustee member. He and Moll have been leadership donors to athletics for many years and have also impacted multiple areas of campus with their generosity. Terry also played football at UT and his son, Carson, also played for the Vols and graduated in Dec. 2012.

The \$45 million facility was dedicated on Friday, April 19, 2013.



BUTCH JONES /// HEAD COACH

JONES ERA BEGINS WITH WINS

■ Butch Jones became the fifth consecutive Tennessee head coach to making a victorious debut and is the first UT coach to win his first two games since Phillip Fulmer did it in 1992.

■ Jones is the 24th head coach in UT history, and Vol head coaches are now 20-4 in their UT debuts, including first-game wins by eight of the last nine.

■ Jones became the fourth Tennessee head coach to start his career 3-0 at Neyland Stadium joining Philip Fulmer (9-0), Bill Battle (7-0) and General Neyland (12-0).

The University of Tennessee announced on Dec. 7, 2012, that Butch Jones has been hired as the 24th head football coach of the Vols. Jones owns a 54-33 record (.621) in seven seasons as a head coach and joins UT from the University of Cincinnati, where he finished with a 23-14 record (.657) in three seasons with the Bearcats.

Jones was also the head coach for three years at Central Michigan (27-13, .675, from 2007-09). He has won at least eight games in five of his six years as a head coach, including three seasons of nine-plus wins in the last four years (2009, 2011, 2012). Jones also has won 10 or more games twice, finishing 11-2 at Central Michigan in 2009 and posting a 10-3 record and top 25 final national ranking with Cincinnati in 2011. Jones has also finished the season ranked in the top 25 in three of the last four seasons (2009 with Central Michigan and 2011 and 2012 at Cincinnati).

Jones won four conference championships in his six seasons as a head coach, including the Big East title in 2011 and 2012 with Cincinnati and the 2007 and 2009 Mid-American Conference titles at Central Michigan. He earned Big East Conference Coach of the Year

WHAT THEY'RE SAYING ABOUT JONES

"Coach Butch Jones is a man that not only has the football acumen to bring Tennessee back to it's rightful place in the SEC, and College Football world, he's a man that will connect with the "Volunteer Nation," and "Big Orange Country."

- **Former Tennessee defensive back and current FOX NFL analyst Charles Davis**

"Without a doubt, Tennessee hired a quality football coach in Butch Jones, but more importantly, it hired an even better man to run its program. He brings a passion and relentless desire for success that will most certainly lead to great things both on and off the field."

- **Brian Kelly, Notre Dame head coach, former Cincinnati and Central Michigan head coach**

"I have been told by people for years that Butch Jones is a rising coach and a star in this business. I did my due diligence and got to know Butch to a degree. I feel that Butch is a star and someone who can coach at any level including the SEC. With the resources at Tennessee he will soar as a coach and will have athletic directors at other schools saying 'why didn't we hire Butch Jones.' Butch is also a man of integrity and runs the program with integrity. He is an excellent recruiter and it is not a cliché to say that he will turn his players into men and men with integrity."

- **Chris Mortensen, ESPN Senior NFL Analyst**

honors from the league after his 10-win season with the Bearcats in 2011 and earned the same honor from CBSsports.com this season.

The team went on to capture its second consecutive bowl victory in the Belk Bowl while also finishing with a top 25 ranking. Cincinnati finished the regular season 9-3 with a 5-2 record in the Big East to share the conference crown. Jones's defense ranked 12th in the nation in scoring defense at 17.2 and 12th in red zone defense (70.6%), and Cincinnati has ranked in the top 20 in scoring defense in each of the last two seasons.

A staple of Jones's programs has been success in the classroom. During the first semester under Jones' leadership at Tennessee, the football team recorded the highest GPA for the program in the spring semester since sport-by-sport data began to be tracked by the institution in 2003 while 46 student-athletes posted a GPA of 3.0 or higher.

In 2011, Cincinnati was the only program nationally to win both its conference championship and its league top academic honor, earning the 2010-11 Big East Team Academic Excellence Award. Also that same year, JK Schaffer of the Bearcats named the 2011 American Eagle Outfitters Big East Football Scholar-Athlete of the Year, the second consecutive UC player to earn that honor (John Goebel in 2010).

In five of his six seasons as a head coach, Jones's teams have earned bowl appearances. He is 33-17 (.660) in conference play and both 43-2 when leading at half-time and 44-2 when leading after three quarters.

Additionally, Jones ranks second among all coaches of NCAA FBS programs in turnovers forced over the last three seasons since 2011 with 79 during that time span. Jones' teams have won 20 games that were within four points at the half, tied for second among all coaches since 2007 and trailing only Frank Beamer's 21.

The 2011 Cincinnati team that finished 10-3 improved six wins from the 4-8 finish in 2010, making the Bearcats the most improved team from a BCS automatic-qualifying conference in the nation that season. Cincinnati also recorded its first bowl win over a BCS opponent, defeating Vanderbilt 31-24 in the Liberty Bowl.

The 2011 Cincinnati team led the nation in tackles for loss (8.62 per game) while ranking second in sacks (3.46), sixth in rushing defense (96.2), and 20th in scoring defense (20.31). The Bearcats also led the Big East and ranked ninth in turnover margin (0.92) while the team's 33 turnovers forced were tied for fourth nationally. Offensively, the Bearcats ranked second in the conference in rushing yardage (178.5 ypg) while scoring an average of 33.3 points per game.

During the last two seasons, opponents scored on offensive possessions at a 25.7% rate against Cincinnati, ranking the Bearcats 15th nationally during that time frame. Additionally, opposing offenses scored touchdowns against Cincinnati on only 14.5% of possessions, placing UC sixth in the nation.

Cincinnati has placed eight players on the All-Big East Conference team in each of the last two seasons, including Big East Offensive Player of the Year Isaiah Pead and Big East Co-Defensive Player of the Year Derek Wolfe in 2011. Pead closed out his UC career with consecutive 1,000-yard seasons, the first time a Bearcat back has accomplished that in almost 25 years.

COACHING CAREER

Year	School	Position
1987-89	Tampa Bay (NFL)	Intern
1990-92	Rutgers	Graduate Assistant
1993-94	Wilkes Univ.	Offensive Coordinator
1995	Ferris State	Running Backs
1996-97	Ferris State	Offensive Coordinator
1998	Central Michigan	Tight Ends
1999	Central Michigan	Wide Receivers
2000	Central Michigan	Running Backs
2001-03	Central Michigan	Offensive Coordinator
2004	Central Michigan	Running Backs
2005-06	West Virginia	Wide Receivers
2007-09	Central Michigan	Head Coach
2010-12	Cincinnati	Head Coach
2013-	Tennessee	Head Coach

HEAD COACHING RECORD

Year	Team	Record	Final Rank AP/Coaches	Conference
2007	Central Michigan	8-6	-/-	6-1 (1st)
2008	Central Michigan	8-5	-/-	6-2 (t-2nd)
2009	Central Michigan	11-2	23/24	8-0 (1st)
2010	Cincinnati	4-8	-/-	2-5 (7th)
2011	Cincinnati	10-3	25/21	5-2 (t-1st)
2012	Cincinnati	9-3	RV/22	5-2 (t-1st)
2013	Tennessee	4-6	--	1-5
TOTALS	7 seasons	54-33		33-17
4 Conf. Championships				

Before accepting the head coaching position at Cincinnati, Jones's 27-13 record at Central Michigan included a pair of MAC titles, three consecutive bowl appearances, and a No. 23 postseason ranking in 2009. The Chippewas were 22-3 in the MAC during his tenure, and Jones was the only head coach to lead the program to consecutive bowl games as well as the first in the history of the MAC to do so in his first three seasons.

One of Jones' players while coaching at Central Michigan, offensive lineman Eric Fisher, was drafted No. 1 overall in the 2013 NFL Draft by the Kansas City Chiefs. Jones recruited Fisher to join the Chippewas 2009 where he went on to a decorated career. Joining Fisher in Kansas City was another Jones product, Travis Kelce who was selected in the third round after playing at Cincinnati.

Jones was the wide receivers coach at West Virginia from 2005-06 before he moved to Central Michigan, during which time the Mountaineers went a combined 22-3 and the 2005 squad defeated Georgia in the Sugar Bowl. He served as an assistant at Central Michigan for seven years from 1998-2004, as offensive coordinator (2002-04), running backs coach (1999-2004), and as tight ends coach (1998). Jones was also the offensive coordinator at Ferris State from 1995-97 and at Wilkes University from 1993-94 and also served as an assistant at Rutgers from 1990-92.

Jones is a 1990 graduate of Ferris State University in Michigan, where he was a two-year letterman on the football team. His original entry into the coaching ranks was as an intern with the Tampa Bay Buccaneers from 1987-89.

Jones and his wife, Barb, are the parents of three sons: Alex (16), Adam (12), and Andrew (6).

► BUTCH JONES BY THE NUMBERS

	'13/UT	Career
Overall	4-6	54-33
Home	4-2	30-11
Road	0-4	21-20
Neutral Site	0-0	3-2
August/September	1-0	2-0
September	2-2	16-12
October	1-2	18-8
November	0-2	13-10
December/January	0-0	5-3
In Bowl Games	0-0	1-2
vs. Above .500 (time of game)	3-6	17-28
vs. Below or At .500 (time of game)	1-0	35-4

Conference Record...	'13/UT	Career
Overall	1-5	33-17
at home	1-2	16-9
on the road	0-3	17-8

Non-Conference Record...	'13/UT	Career
Overall	3-1	21-16
at home	3-0	14-2
on the road	0-1	3-12
neutral site	0-0	4-2

vs. Ranked Opponents...	'13/UT	Career
Overall	1-6	2-10
vs. Top 5	0-2	0-3
at home	1-2	1-4
on the road	0-4	0-6
neutral site	0-0	1-0

Record in Games...	'13/UT	Career
decided by 14 points or more	2-5	27-17
decided by 7 pts or less	1-1	14-12
decided by 4 pts or less	1-1	12-8
away during the day	0-3	16-13
away at night	0-1	5-7
home during the day	3-2	18-8
home at night	1-0	12-3
neutral site during the day	0-0	2-0
neutral site at night	0-0	1-2

Record When Scoring...	'13/UT	Career
less than 14 points	0-2	0-10
less than 21 points	0-2	2-17
21+ points	4-2	52-15
30+ points	3-1	40-6
35+ Points	2-0	29-3
Defensive Touchdown	1-2	8-2
Special Teams Touchdown	1-0	5-1

Record When Allowing...	'13/UT	Career
less than 14 points	1-0	19-1
less than 21 points	2-0	27-3
21+ points	2-6	27-30
30+ points	0-6	10-25
35+ Points	0-3	2-15
Defensive Touchdown	0-1	3-6
Special Teams Touchdown	0-1	0-3

Record When...	'13/UT	Career
leading after the 1st quarter	4-1	38-5
trailing after the 1st quarter	0-4	11-20
tied after the 1st quarter	0-1	5-8
leading at halftime	4-0	43-2
trailing at halftime	0-6	9-27
tied at halftime	0-0	2-4
halftime lead/deficit within 4 pts.	0-0	18-9
leading after the 3rd quarter	3-0	44-2
trailing after the 3rd quarter	1-5	7-28
tied after the 3rd quarter	0-1	3-3
3rd Qtr. lead/deficit +/- 4 pts.	1-0	11-4
tied after the 4th quarter/OT	0-1	1-2
Turnover Margin Even	1-0	13-6
Turnover Margin +1 or better	3-1	29-5
Turnover Margin +2 or better	2-0	15-3
Turnover Margin +3 or better	1-0	8-1
Turnover Margin +4 or better	1-0	7-0
Turnover Margin -1 or worse	0-4	12-21
Turnover Margin -2 or worse	0-1	3-10
Turnover Margin -3 or worse	0-2	2-6
Turnover Margin -4 or worse	0-1	1-2

Record With...	'13/UT	Career
less than 300 yards total off.	0-2	1-10
300+ yards total offense	4-4	53-23
400+ yards total offense	2-1	34-11
500+ yards total offense	0-0	14-2
600+ yards total offense	0-0	3-0
less than 100 yards rushing	0-2	5-13
100+ yards rushing	4-4	50-19
150+ yards rushing	3-3	40-10
200+ yards rushing	3-1	26-3
250+ yards rushing	3-0	16-1
less than 200 yards passing	3-4	16-9
200-300 yards passing	1-2	24-15
less than 300 yards passing	4-5	40-25
300+ yards passing	0-0	15-6
350+ yards passing	0-0	10-3
400+ yards passing	0-0	1-1
450+ yards passing	0-0	1-1

Record When Allowing...	'13/UT	Career
less than 200 total yards	0-0	2-0
less than 300 total yards	1-0	16-2
less than 400 total yards	4-1	41-8
400 yards+ total offense	0-5	13-25
less than 100 yards rushing	1-0	21-6
100+ yards rushing	3-6	34-26
less than 200 yards passing	1-4	13-12
less than 250 yards passing	3-3	31-14
less than 300 yards passing	4-4	41-20
300+ yards passing	0-1	14-11

JONES BY THE NUMBERS

- With the win over South Carolina, Butch Jones is 9-1 as a head coach after an open week.
- Teams coached by Jones are 43-2 when leading at halftime and 38-5 when leading after the first quarter.
- Jones' .955 winning pct. when leading at halftime ranks 7th among all head coaches during the time span since he became a head coach in 2007.

▲ Winning Pct. When Leading At Half, Since '07

Head Coach*	Winning Pct. Since '07 w/ Lead at Half
Bill Snyder	1.000
Jerry Kill	.970
Urban Meyer	.966
Nick Saban	.960
Kyle Whittingham	.958
Mark Hudspeth	.958
BUTCH JONES	.955

■ Jones-coached teams have also been successful when the game is close at the half (defined as the score differential being within four points or less), as his 20 victories are tied for second among FBS head coaches since 2007.

▲ Most Wins in Games Within 4 Pts. at Half, 2007-13

Head Coach*	Most Wins, Game Within 4 pts. at Half
Frank Beamer	22
BUTCH JONES/Steve Spurrier	20
Troy Calhoun/Bronco Mendenhall	18

TURNOVER TICKER

- UT ranks tied for third in the SEC in turnovers forced with 20 (13 INTs, 7 FRs). The 20 turnovers are two more than the team's entire 2012 season total of 18.
- Tennessee's 13 interceptions rank tied for 19th nationally and third in the SEC.
- Tennessee has intercepted a pass on 4.56% of defensive plays this season, the best rate in the SEC and tied for the 12th-best rate nationally.
- UT forced seven turnovers vs. WKU (five INTs, two fumbles), the team's most since seven vs. Memphis on Nov. 10, 1984, including forcing turnovers on an NCAA-record four consecutive plays in the first quarter.
- Since 2011, Butch Jones-coached teams have forced 81 turnovers, ranking him tied for second among all FBS head coaches and second among coaches of BCS-level programs during that time.

▲ Team Turnovers Forced, BCS Head Coaches, 2011-13

Head Coach*	Tos Forced by teams, 2011-13
Mike Gundy, Oklahoma State	89
BUTCH JONES, Tennessee/Cincinnati	81
Gary Patterson, TCU	80

*-All three seasons as head coach of BCS-level program.

► 2013 COACHING STAFF



MIKE BAJAKIAN
Offensive Coordinator/
Quarterbacks



JOHN JANCEK
Defensive Coordinator



STEVE STRIPLING
Assoc. Head Coach/
Defensive Line



WILLIE MARTINEZ
Asst. Head Coach -
Defense / Def. Backs



ZACH AZZANNI
Wide Receivers/
Recruiting Coordinator



MARK ELDER
Tight Ends/Special
Teams Coordinator



ROBERT GILLESPIE
Running Backs



DON MAHONEY
Offensive Line



TOMMY THIGPEN
Linebackers



DAVE LAWSON
Director of Strength
and Conditioning

Cody Kempt, Offensive Graduate Assistant
Anthony Parker, Offensive Graduate Assistant
Chase Gibson, Defensive Graduate Assistant
Larry Knight, Defensive Graduate Assistant
Derrick Lett, Offensive Quality Control Assistant
Terry Fair, Defensive Quality Control Assistant
Greg Meyer, Special Teams Quality Control Assistant

SMOKEY GRAY UNIFORMS DEBUTED OCTOBER 5



INTRODUCING SMOKEY GRAY

The University of Tennessee and adidas unveiled the 2013 football uniforms for the Vols on Aug. 15, including an alternate TECHFIT uniform and debuted them in an overtime thriller on Oct. 5 vs. Georgia.

Tennessee's adidas TECHFIT alternate uniform is Smokey Gray with VOLTS on the chest and the state outline above player names on the back. The Vols' numbers feature a tonal orange checkerboard pattern inspired by Tennessee's famous end zone.

This pattern also appears on the Vols' adidas TECHFIT baselayer biceps and Tennessee will wear tonal orange wear adidas Team Speed vertical socks with Crazyquick and adizero 5-Star 2.0 cleats, which are a combination of gray and orange, including a checkerboard pattern on the heel of the shoe.

"We are excited at our lineup of adidas uniforms for Team 117 this season," said head football coach Butch Jones. "The Smokey Gray uniform is a great addition for our program, and we believe will help our current and future student-athletes add to the strong tradition we have here at Tennessee."

The Game vs. Georgia marked just the third time since the 1930s that a Volunteer team has worn anything other than orange on Shields-Watkins Field.


In 2004, the Vols wore a throwback white jersey with orange shoulders for the home opener against UNLV, a 42-17 Tennessee victory. In 2009, Tennessee wore a black jersey with orange numbers and orange pants for a 31-13 win over South Carolina.

Gray isn't a color that is without tradition at UT. The undefeated Volunteers of 1914 wore gray uniforms en route to a 9-0 record while outscoring opponents, 347-37.

The Vols also revealed changes to their primary home and road uniforms. The primary home uniform will continue to feature an orange jersey with white pants while the primary road jersey will continue to be a white jersey with orange pants, but there have been changes to both.

The white jerseys will also feature a checkerboard pattern on the numbers, a Power T on the back, and Tennessee written above the numbers on the front. Additionally, and similar to the Smokey Gray jersey, the orange jersey will also have the outline of the state of Tennessee above the player names on the back of the jerseys.

Tennessee's new alternate uniform features adidas TECHFIT ShockWeb technology, designed to keep players fast, cool and mobile onfield. adidas TECHFIT ShockWeb features engineered body mapping, which maximizes compression zones across the chest and sides, in a lightweight knit structure that provides a tight fit with enhanced range of motion. Integrated CLIMACOOL mesh zones create airflow to keep players cool in every temperature.



NEYLAND STADIUM /// SHIELDS-WATKINS FIELD



CAPACITY /// 102,455

445-117-17

Overall Record in 92 Seasons at Neyland Stadium

THE BEST GETS BETTER

The Home of the Vols got a makeover in 2010, transforming one of college football's meccas into an aesthetic masterpiece. The concrete walls that used to hold up the west side were replaced with brick. Below the press box, six new panels display some of the finest to ever don the Orange and White-- **Al Wilson, Gen. Robert R. Neyland, Reggie White, Peyton Manning, Johnny Majors and Doug Atkins.**

Most noticeable from the outside are the approximately **700,000 bricks** that totally transformed the look of the stadium's north and west sides. Standing in the middle of that transformation is the majestic Gate 21 plaza area.

Six lofty archways dominate the entrance, which doubles during the work week as a key campus transportation hub. No doubt the traffic on game days is just as hectic.

Adjacent to the Gate 21 plaza is another change, the new amphitheater at the corner of Phillip Fulmer Way and Andy Holt Avenue. The Vol Network's Kick-off Call-In Show takes place there, sporting spiffy new digs after spending years on a make-shift platform in front of a worn down hillside.

Just inside Gate 21, the Tennessee Official Team Shop is open for business six days a week under management of the UT Bookstore. Four other souvenir locations are located throughout the stadium, including one in an exclusive new seating area.

18 STRAIGHT YEARS WITH 100,000+

Tennessee has had at least one home crowd of 100,000-plus in each of the last 18 seasons, including a sell-out against Georgia this year. Only Michigan has a longer streak with the Wolverines' dating back to 1975.

LARGEST STADIUMS IN CFB

Facility	Capacity
1. Michigan Stadium Michigan	109,901
2. Beaver Stadium Penn State	106,572
3. Neyland Stadium Tennessee	102,455
4. Ohio Stadium Ohio State	102,329
5. Bryant-Denny Stadium Alabama	101,821
6. DKR-Texas Memorial Stadium Texas	100,119
7. Rose Bowl UCLA	94,392
8. L.A. Memorial Coliseum Southern California	93,607
9. Sanford Stadium Georgia	92,746
10. Tiger Stadium LSU	92,542

TURNSTILE TICKER

■ Tennessee ranked eighth in the nation and fourth in the SEC in average attendance in 2012.

2012 NCAA Average Attendance Leaders

1. Michigan	112,252	6. Georgia	92,703
2. Ohio State	105,330	7. LSU	92,626
3. Alabama	101,722	8. TENNESSEE	89,965
4. Texas	100,884	9. USC	87,945
5. Penn State	96,730	10. Florida	87,597



THE GENERAL

The Proverbial, Perpetual Yardstick

One of the greatest coaches in the history of the game of football, **Gen. Robert Reese Neyland** is still, and will most likely always be, the yardstick by which all Tennessee football coaches are measured. For 21 years, he led the Big Orange to win after win and championship after championship. His 173 wins, seven conference titles and four national championships set the bar at one of the nation's finest football institutions.

According to UT legend **Gus Manning**, no one summed up Neyland and his coaching ability better than **Wallace Wade**:

"He could take his and beat yours or take yours and beat his." -- Wallace Wade, Alabama and Duke head coach and Neyland rival.

Gen. Neyland's Maxims of Football

1. The team that makes the fewest mistakes will win.
2. Play for and make the breaks and when one comes your way -- SCORE.
3. If at first the game or the breaks go against you, don't let up -- put on more steam.
4. Protect our kickers, our QB, our lead and our ball game.
5. Ball, oskie, cover, block, cut and slice, pursue and gang tackle -- for this is the WINNING EDGE.
6. Press the kicking game. Here is where the breaks are made.
7. Carry the fight to our opponent and keep it there for 60 minutes.

WHAT THEY ARE SAYING ABOUT NEYLAND STADIUM

"The big games I played in Neyland Stadium are right up there with the Super Bowl. It is still one of the most electric atmospheres I have ever experienced, and the passion of the fans is what makes the difference."

-- **Peyton Manning, Former Vol and Denver Broncos QB**

"It is a remarkable experience. It starts with the Vol Walk down to the stadium, and the energy just builds and builds until you run through the 'T' for kickoff."

-- **Jerod Mayo, Former Vol and New England Patriots LB**

"I've been to LSU, Florida State and Texas and almost every place that could be considered one of the toughest places to play. But we went down to Knoxville for a night game, and that Tennessee crowd was the most impressive that I have ever faced. Neyland Stadium was just electric."

-- **Bob Davie, ESPN game analyst and former Notre Dame head coach**

"It's static noise. You can't hear anything. You go up and down the line -- your wide receivers, your running backs, your tight ends -- nobody can hear. Nobody."

-- **Nate Longshore, Former Cal quarterback (2006)**

"It's got to be Tennessee! That night in that stadium with the orange and Rocky Top -- that's my favorite!"

-- **Lee Corso, ESPN College Football Analyst**

NEYLAND STADIUM

► TENNESSEE IN THE SOUTHEASTERN CONFERENCE - 2013

>> EASTERN DIVISION

	SEC	Pct.	PF	PA	Overall	Pct.	PF	PA	Home	Away	Neutral	vs. Div.	Top 25	Streak
Missouri	5-1	.833	231	118	9-1	.900	413	202	5-1	4-0	0-0	5-1	2-1	W2
South Carolina	6-2	.750	253	178	8-2	.800	308	213	5-0	3-2	0-0	4-2	1-1	W3
Georgia	4-3	.571	233	237	6-4	.600	358	302	4-1	1-3	1-0	3-2	2-3	L1
Vanderbilt	3-4	.429	199	231	6-4	.600	313	265	4-2	2-2	0-0	3-2	1-2	W2
Florida	3-5	.375	159	163	4-6	.400	199	190	3-1	1-4	0-1	2-4	0-5	L5
TENNESSEE	1-5	.167	107	217	4-6	.400	249	320	4-2	0-4	0-0	1-3	1-6	L3
Kentucky	0-6	.000	87	205	2-8	.200	215	205	2-4	0-3	0-1	0-4	0-5	L2

>> WESTERN DIVISION

	SEC	Pct.	PF	PA	Overall	Pct.	PF	PA	Home	Away	Neutral	vs. Div.	Top 25	Streak
Alabama	7-0	1.000	277	83	10-0	1.000	388	102	6-0	3-0	1-0	5-0	3-0	W10
Auburn	6-1	.857	253	196	10-1	.909	429	242	7-0	3-1	0-0	4-1	3-1	W7
Texas A&M	4-2	.667	276	230	8-2	.800	492	309	6-2	2-0	0-0	3-2	0-2	W3
Ole Miss	3-3	.500	160	179	7-3	.700	345	250	5-1	2-2	0-0	2-3	1-2	W4
LSU	3-3	.500	193	162	7-3	.700	379	235	5-0	1-3	1-0	2-2	2-2	L1
Mississippi State	1-5	.167	138	210	4-6	.400	275	265	4-2	0-3	0-1	0-4	0-5	L3
Arkansas	0-6	.000	91	248	3-7	.300	204	314	3-3	0-4	0-0	0-4	0-5	L7

► UPCOMING SCHEDULES IN THE SEC (all times EST)

Saturday, Nov. 23

Miss. St. at Arkansas (SEC TV in Little Rock)12:21 p.m.	
Coastal Carolina at South Carolina (PPV) 1:00 p.m.	
Chattanooga at Alabama (PPV) 2:00 p.m.	
Georgia Southern at Florida (PPV) 2:00 p.m.	
Texas A&M at LSU (CBS) 3:30 p.m.	
Kentucky at Georgia (ESPNU) 7:00 p.m.	
Vanderbilt at Tennessee (ESPN2) 7:00 p.m.	
Missouri at Ole Miss (ESPN) 7:45 p.m.	

Thursday, Nov. 28

Ole Miss at Mississippi State (ESPN) 7:30 p.m.	
--	--

Friday, Nov. 29

Arkansas at LSU (CBS) 2:30 p.m.	
---------------------------------	--

Saturday, Nov. 30

Alabama at Auburn	TBA
Florida State at Florida	TBA
Georgia Tech at Georgia	TBA
Tennessee at Kentucky	TBA
Texas A&M at Missouri	TBA

Saturday, Nov. 30 (continued)

Clemson at South Carolina	TBA
Wake Forest at Vanderbilt	TBA

Saturday, Dec. 7 (continued)

SEC Championship Game - Atlanta, Ga.	4:00 p.m.
--------------------------------------	-----------

TOP 25 POLLS

Associated Press

1. Alabama (55)	10-0
2. Florida State (5)	10-0
3. Baylor	9-0
4. Ohio State	10-0
5. Oregon	9-1
6. Auburn	10-1
7. Clemson	9-1
8. Missouri	9-1
9. Texas A&M	8-2
10. Stanford	8-2
11. Oklahoma State	9-1
12. South Carolina	8-2
13. Michigan State	9-1
14. UCLA	8-2
15. Fresno State	9-0
16. Wisconsin	8-2
17. Central Florida	8-1
18. LSU	7-4
19. Arizona State	8-2
20. Northern Illinois	10-0
21. Louisville	9-1
22. Oklahoma	8-2
23. USC	8-3
24. Ole Miss	7-3
25. Duke	8-2

Others receiving votes:

Minnesota 77, Notre Dame 11, Texas 10, **Georgia 5**, Cincinnati 1, Nebraska 1.

Bold: UT and teams on UT '13 schedule.

USA Today Coaches

1. Alabama (56)	10-0
2. Florida State (6)	10-0
3. Ohio State	10-0
4. Baylor	9-0
5. Oregon	9-1
6. Clemson	9-1
7. Auburn	10-1
8. Missouri	9-1
9. Oklahoma State	9-1
10. Texas A&M	8-2
11. South Carolina	8-2
12. Stanford	8-2
13. Michigan State	9-1
14. UCLA	8-2
15. Louisville	9-1
16. Fresno State	9-0
17. Wisconsin	8-2
18. Oklahoma	8-2
19. LSU	7-4
20. Central Florida	8-1
21. Northern Illinois	10-0
22. Arizona State	8-2
23. Minnesota	8-2
24. Duke	8-2
25. USC	8-3

Others receiving votes:

Ole Miss 35, Cincinnati 23, Texas 7, Louisiana-Lafayette 6, Miami (FL) 5, Ball State 4, Toledo 1, Nebraska 1, East Carolina 1, **Georgia 1**.

2013 » SEC BOWL TIE-INS

Franklin American Mortgage Music City Bowl

Dec. 30	ESPN	3:15 p.m.	Nashville, Tenn.	ACC vs. SEC
---------	------	-----------	------------------	-------------

AdvoCare V100 Bowl

Dec. 31	ESPN	12:30 p.m.	Shreveport, La.	ACC vs. SEC
---------	------	------------	-----------------	-------------

AutoZone Liberty Bowl

Dec. 31	ESPN	4 p.m.	Memphis, Tenn.	C-USA/American vs. SEC
---------	------	--------	----------------	------------------------

Chick-fil-A Bowl

Dec. 31	ESPN	8 p.m.	Atlanta, Ga.	ACC vs. SEC
---------	------	--------	--------------	-------------

TaxSlayer.com Gator Bowl

Jan. 1	ESPN2	Noon	Jacksonville, Fla.	Big Ten vs. SEC
--------	-------	------	--------------------	-----------------

Outback Bowl

Jan. 1	ESPN	1 p.m.	Tampa, Fla.	Big Ten vs. SEC
--------	------	--------	-------------	-----------------

Capital One Bowl

Jan. 1	ABC	1 p.m.	Orlando, Fla.	Big Ten vs. SEC
--------	-----	--------	---------------	-----------------

Rose Bowl Game presented by VIZIO

Jan. 1	ESPN	5 p.m.	Pasadena, Calif.	BCS vs. BCS
--------	------	--------	------------------	-------------

Tostitos Fiesta Bowl

Jan. 1	ESPN	8:30 p.m.	Glendale, Ariz.	BCS vs. BCS
--------	------	-----------	-----------------	-------------

Allstate Sugar Bowl

Jan. 2	ESPN	8:30 p.m.	New Orleans, La.	BCS vs. BCS
--------	------	-----------	------------------	-------------

Discover Orange Bowl

Jan. 3	ESPN	TBD	Miami, Fla.	BCS vs. BCS
--------	------	-----	-------------	-------------

AT&T Cotton Bowl

Jan. 3	FOX	7:30 p.m.	Arlington, Texas	Big 12 vs. SEC
--------	-----	-----------	------------------	----------------

BBVA Compass Bowl

Jan. 4	ESPN	1 p.m.	Birmingham, Ala.	American vs. SEC
--------	------	--------	------------------	------------------

VIZIO BCS National Championship

Jan. 6	ESPN	8:30 p.m.	Pasadena, Calif.	BCS vs. BCS
--------	------	-----------	------------------	-------------

#46 MAX ARNOLD

DB, 5-11, 188, RSo., McKenzie, Tenn.

- Emerged as the backup strong safety to Brian Randolph after strong play in spring and fall of 2013
 - Nine tackles in five games during 2013 season
 - Career-high five tackles vs. #7 Auburn (11/9)
 - Three tackles including 0.5 TFL at #2 Oregon (9/14)
 - Recovered a fumble and returned it 23 yards vs. WKU (9/7), one of UT's five turnovers forced in first quarter
 - Opened 2013 with a tackle vs. Austin Peay (8/31)
 - Awarded John Stucky Iron Vol Award after spring 2013
 - Had a 62-yard interception return for a touchdown in the 2013 Orange & White Spring Game
 - In 2012, played once, vs. Kentucky (11/24/12) in finale
 - Played quarterback and defensive at McKenzie HS
- >> Full profile on Media Guide Page 39

CAREER STATS

Defense	GP/GS	UT	AT	TT	Sack	TFL	FF	FR	PD	Int	High Tk
2012	1/0	0	0	0	0-0	0-0	0	0	0	0-0	--
2013	5/0	3	7	10	0-0	0.5-1	0	1	0	0-0	5-AU
Totals	6/0	3	7	10	0-0	0.5-1	0	1	0	0-0	5-AU

CAREER HIGHS

Tackles	5 vs. Auburn, 11/9/13
Fumble Recovery	1 vs. Western Kentucky, 9/7/13

GAME-BY-GAME

2013 Opp.	U-A-T, Other	2013 Opp.	U-A-T, Other
Austin Peay	1-0-1	So. Carolina	0-0-0
W. Kentucky	0-0-0, 1-23 fr	at Alabama	DNP-INJ
at Oregon	1-3-4, 0.5-1 tfl	at Missouri	DNP
at Florida	DNP	Auburn	1-4-5
So. Alabama	DNP	Vanderbilt	
Georgia	DNP	at Kentucky	

#83 CODY BLANC

WR, 6-3, 205, So., Knoxville, Tenn.

- Local product played in 10 games with a start in 2013
 - First career catch at #1 Alabama (10/26) for 43 yards
 - Has three tackles on special teams
 - First career start came vs. #11 South Carolina (10/19)
 - Made two special teams tackles at #19 Florida (9/21)
 - Saw action in 11 of 12 games as a freshman, no catches
 - Was one of 10 true freshmen to play in 2012
 - Named to 2012 Academic Honor Roll
- >> Full profile on Media Guide Page 40

CAREER STATS

Receiving	GP/GS	No	Yds	Avg	Per/G	TD	Long	High Yd
2012	11/0	0	0	0.0	0.0	0	--	--
2013	10/1	1	43	43.0	4.3	0	43-Ala	43-Ala
Totals	21/1	1	43	43.0	2.0	0	43-Ala	43-Ala

CAREER HIGHS

Catches	1 at Alabama, 10/26/13
Receiving Yards	43 at Alabama, 10/26/13

#86 A.J. BRANISEL

TE, 6-4, 235, Fr., South Euclid, Ohio

- Played in all 10 games this season, has three catches for 28 yards including first career touchdown
 - Big first-down catch on fourth down for 28 yards vs. #6 Georgia (10/5) to set up late go-ahead TD
 - Hauled in **first career touchdown** on a 2-yard catch vs. South Alabama (9/28)
 - First collegiate catch vs. Austin Peay (8/31)
 - Three-star recruit out of Notre Dame-Cathedral Latin School in Ohio
 - Made 27 catches for 402 yards with 7 TDs as a senior
- >> Full profile on Media Guide Page 40

CAREER STATS

Receiving	GP/GS	No	Yds	Avg	Per/G	TD	Long	High Yd
2013	10/0	3	28	9.3	2.8	1	8-UGA	28-UGA

CAREER HIGHS

Catches	1 vs. three times, last vs. Georgia, 10/5/13
Receiving Yards	28 vs. Georgia, 10/5/13
Touchdowns	1 vs. South Alabama, 9/28/13

#17 BRENT BREWER

LB, 6-1, 221, Sr., Tyrone, Ga.

- Returned to linebacker as a senior, starting at SLB
- In 10 games (four starts), has 21 tackles, four passes defensed, two interceptions, 1.5 TFLs and forced fumble
- Two tackles including 100th career stop at #1 Alabama (10/26)
- In final game vs. homestate foe Georgia (10/5) had two

- tackles and a TFL
 - Second-career interception, along with two tackles and two quarterback hurries vs. South Alabama (9/28)
 - In start at #19 Florida (9/21), had six tackles including a TFL along with two passes broken up
 - Contributed two of the Vols' five first-quarter forced turnovers with a forced fumble and first-career interception vs. WKU (9/7)
 - Made three tackles in 2013 opener vs. Austin Peay (8/31) in first-career game as full-time linebacker
 - Played linebacker in spring of 2012 before returning to safety for the 2012 season, had 27 tackles in 12 games
 - Returned to action for 2012 after missing final four games of 2011 with torn ACL
 - Spent four years in minor league baseball with Milwaukee Brewers was a second-round MLB Draft pick in 2006
 - Batted .240 with 17 home runs and 103 stolen bases as a shortstop/outfielder in 427 minor league games
- >> Full profile on Media Guide Page 42

CAREER STATS

Defense	GP/GS	UT	AT	TT	Sack	TFL	FF	FR	PD	Int	High Tk
2010	13/6	20	10	30	0-0	1-1	0	1	3	0-0	8-Miss
2011	8/8	16	8	24	0.5-2	3-8	0	0	0	0-0	6-Cin
2012	12/2	19	8	27	0-0	1-1	0	0	0	0-0	9-UGA
2013	10/4	14	7	21	0-0	1.5-2	1	0	4	2-0	6-UF
Totals	43/20	69	33	102	0.5-2	6.5-12	1	1	7	2-0	9-UGA

CAREER HIGHS

Tackles	9 at Georgia, 9/29/12
Tackles For Loss	1 four times, last at Georgia, 9/29/12
Interceptions	1 vs. W. Kentucky, 9/7/13 & So. Alabama, 9/28/13
Forced Fumble	1 vs. Western Kentucky, 9/7/13

GAME-BY-GAME

2010 Opp.	U-A-T, Other	2011 Opp.	U-A-T, Other
UT-Martin	0-0-0	Montana	2-1-3, 0.5-2 tfl
Oregon	0-0-0	Cincinnati	2-4-6
Florida	0-0-0	at Florida	4-0-4, 1-1 tfl
UAB	0-0-0	Buffalo	1-0-1
at LSU	0-0-0	Georgia	1-1-2
at Georgia	0-0-0	LSU	1-1-2, 1-3 tfl
Alabama	2-4-6	at Alabama	0-0-0
at S. Carolina	2-2-4, pd	South Carolina	5-1-6, 0.5 sack
at Memphis	2-0-2	MTSU	DNP-INJ
Mississippi	5-3-8	at Arkansas	DNP-INJ
at Vanderbilt	3-0-3	Vanderbilt	DNP-INJ
Kentucky	3-1-4, 1-1 tfl, fr, pd	at Kentucky	DNP-INJ
UNC (Bowling)	3-0-3, pd		

2012 Opp.	U-A-T, Other	2013 Opp.	U-A-T, Other
vs. NC State	3-1-4	Austin Peay	2-1-3
Ga. State	1-0-1	W. Kentucky	2-0-2, 1-0 int, ff
Florida	2-1-3	at Oregon	0-0-0
Akron	2-2-4	at Florida	5-1-6, 1-1 tfl, 2 pd
at Georgia	5-4-9, 1-1 tfl	So. Alabama	1-1-2, 1-0 int, 2 qh
at Miss State	2-0-2	Georgia	0-2-2, 0.5-1 tfl
Alabama	0-0-0	So. Carolina	2-0-2
at So. Carolina	1-0-1	at Alabama	2-0-2, qh
Troy	0-0-0	at Missouri	0-2-2
Missouri	0-0-0	Auburn	0-0-0
at Vanderbilt	3-0-3	Vanderbilt	
Kentucky	0-0-0	at Kentucky	

#78 ALEX BULLARD

OL, 6-2, 302, RSr., Franklin, Tenn.

- Starting at left guard; played in all 10 games with nine starts on the season as a senior in 2013
 - Versatile lineman can play anywhere on the line
 - Started first six games of year and last three in a row
 - Came off the bench to play left guard vs. #11 South Carolina (10/19)
 - Spent much of 2012 junior season rotating at various positions on the line including starting at tight end twice.
 - Played in all 12 games in 2012, 10 as a tight end, including starting vs. #1 Alabama (10/20/12) at tight end
 - In 2011, started all 12 games, first six at left guard and last six at center
 - Nashville native played in three games with Notre Dame (2009-10) before coming home to Tennessee
 - Late father, Louis, was offensive lineman with Seattle Seahawks (1978-80) and Jackson State
- >> Full profile on Media Guide Page 44

CAREER STATS

Games Played/Started:	2010 (at ND) 3/0; 2011: 12/12; 2012: 12/2; 2013: 10/9; Career: 37/23
------------------------------	---

#53 J.R. CARR

LS, 5-10, 215, RSr., Lomita, Calif

- Former walk-on, serving as Vols starting long snapper on both kicks and punts for the second year in a row

- Snapped every snap on a field goal and punt for the last two years, snapping in 22 games
 - Has five tackles on special teams in 2013
 - Snapped game-winning field goal in Vols 23-21 upset win over #11 South Carolina (10/19)
 - Two tackles, plus snaps on Michael Palardy's career-high 51.2 punt average vs. #6 Georgia (10/5)
 - In 2012, snapped 107 times: all 54 PAT attempts and 19 field goal attempts, plus all 54 punts in 2012
 - Awarded a scholarship prior to 2012 season
 - Spent three seasons (2009-11) as a squad member
 - Wears No. 53 as a tribute to former Vols long snapper and Super Bowl Champion Morgan Cox of the Baltimore Ravens, who wore 53 with the Vols
- >> Full profile on Media Guide Page 45

CAREER STATS

Games Played/Started:	2012: 12/12; 2013: 10/10; Career: 22/22
------------------------------	--

#87 JACOB CARTER

WR, 6-0, 190, RJr., Nashville, Tenn.

- Inserted as punt returner while Devrin Young was injured
 - In nine games, has three catches for 31 yards and seven punt returns for 65 yards
 - Two punt returns for 16 yards vs. #11 South Carolina (10/19)
 - Two punt returns for 30 yards vs. South Alabama (9/28)
 - Returned first two punts of his career for 20 yards vs. WKU (9/7); also had a catch for six yards
 - On 22nd birthday, had a catch for 14 yards in 2013 season opener vs. Austin Peay (8/31)
 - Former walk-on earned scholarship prior to 2012 opener vs. NC State (8/31/12) and played in 11 games, making eight catches for 126 yards with first TD
 - Emerged as a spring football star at receiver with 182 yards in 2012 Orange & White game, two scrimmages
- >> Full profile on Media Guide Page 47

CAREER STATS

Receiving	GP/GS	No	Yds	Avg	Per/G	TD	Long	High Yd
2012	11/0	8	126	15.8	11.5	1	24-Akr	35-GSU
2013	9/0	3	31	10.3	3.4	0	14-AP	14-AP
Totals	20/0	11	157	14.2	7.8	1	24-Akr	35-GSU

Punt Returns	GP/GS	No	Yds	Avg	Per/G	TD	Long	High Yd
2013	9/0	7	65	9.3	7.2	0	18-USA	30-USA

CAREER HIGHS

Catches	2 vs. Georgia State, 9/8/12 & vs. Kentucky, 11/24/12
Receiving Yards	35 vs. Georgia State, 9/8/12
Touchdowns	1 vs. Akron, 9/22/12
Punt Returns	2 three times, last vs. South Carolina, 10/19/13
Receiving Yards	30 vs. South Alabama, 9/28/13

GAME-BY-GAME

2012 Opp.	Rec-Yds-TD, Lg	2013 Opp.	Rec-Yds-TD, Lg/PR
vs. NC State	1-20-0, 20	Austin Peay	1-14-0, 14 / 0-0
Ga. State	2-35-0, 19	W. Kentucky	1-6-0, 6 / 2-20-0, 11
Florida	0-0-0, 0	at Oregon	1-11-0, 11 / 1-(-1)-0, -1
Akron	1-24-1, 24	at Florida	0-0-0 / 0-0
at Georgia	DNP	So. Alabama	0-0-0 / 2-30-0, 18
at Miss State	0-0-0	Georgia	0-0-0 / 0-0
Alabama	0-0-0	So. Carolina	0-0-0 / 2-16-0, 16
at So. Carolina	1-16-0, 16	at Alabama	0-0-0 / 0-0
Troy	1-8-0, 8	at Missouri	DNP
Missouri	0-0-0	Auburn	
at Vanderbilt	0-0-0	Vanderbilt	
Kentucky	2-23-0, 16	at Kentucky	

#93 GREGORY CLARK

DL, 6-2, 327, R-Jr., Warner Robins, Ga.

- Seeing more time on defensive line as season progresses
 - Played in nine games this season, has six tackles
 - Career-high two tackles at #10 Missouri (11/2)
 - One tackle in first three games he played: vs. Austin Peay (8/31); at #2 Oregon (9/14) and at #19 Florida (9/21)
 - Played in one game in both 2011 and 2012; no tackles
 - Andy Spiva Most Improved Player In Spring of 2012
- >> Full profile on Media Guide Page 47

CAREER STATS

Defense	GP/GS	UT	AT	TT	Sack	TFL	FF	FR	QH	Int	High Tk
2011	1/0	0	0	0	0-0	0-0	0	0	0	0	--
2012	1/0	0	0	0	0-0	0-0	0	0	0	0	--
2013	9/0	3	3	6	0-0	0-0	0	0	1	0	2-Mizz
Totals	11/0	3	3	6	0-0	0-0	0	0	1	0	2-Mizz

CAREER HIGHS

Tackles	2 at Missouri, 11/2/13
Quarterback Hurries	1 vs. South Alabama, 9/28/13

#27 JUSTIN COLEMAN

DB, 5-10, 184, Jr., Brunswick, Ga.

- Emerged as a leader on defense and starting at cornerback as a junior in 2013
- Started last 19 games in a row, including all 10 in 2013
- 32 tackles (seventh on team), an interception for touchdown and six passes defended (second on team to Cam Sutton) in 2013
- 100th career tackle as he had two stop at Missouri (11/2)
- Five tackles at #1 Alabama (10/26)
- Racked up five tackles vs. homestate #6 Georgia (10/5)
- Four stops vs. South Alabama (9/28)
- Six tackles, two passes defended at #2 Oregon (9/14)
- **Interception returned for touchdown started streak of five turnovers in a span of six plays on defense for Vols vs. WKU (9/7);** Finished with six tackles including a TFL
- In 2012, played in all 12 games with nine starts, totalling 59 tackles, ranking fourth on team; had 3.5 TFLs for 25 yards and three pass break-ups
- Honored with Fourth Quarter Award in Spring of 2012 for competing with intangible values
- In 2011, played in all 12 games, starting four games
- One of 16 true freshmen to play in 2011 with the Vols
- Was first true freshman defensive back to start for UT since Eric Berry (2007) when he started at left cornerback vs. Montana (9/4/11)

>> Full profile on Media Guide Page 48

CAREER STATS

Defense	GP/GS	UT	AT	TT	Sack	TFL	FF	FR	PD	Int	High Tk
2011	12/4	10	0	10	0-0	0-0	0	0	2	0-0	5-Ark
2012	12/9	35	24	59	0-0	3.5-25	0	0	3	0-0	13-Ala
2013	10/10	25	7	32	0-0	1-1	0	0	6	1-23	6-2x
Totals	34/23	70	31	101	0-0	4.5-26	0	0	11	1-23	13-Ala

CAREER HIGHS

Tackles	13 vs. Alabama, 10/20/12
Tackles For Loss	1 vs. Akron, 9/22/12 & at Georgia, 9/29/22
Interception	1 vs. Western Kentucky, 9/7/13
Touchdown	1 vs. Western Kentucky, 9/7/13
Passes Defended	2 at Mississippi State, 10/13/12
10-Tackle Games	1 (13 vs. Alabama, 10/20/12)

GAME-BY-GAME

2011	Opp.	U-A-T, Other	2012	Opp.	U-A-T, Other
Montana	0-0-0, pd		vs. NC State	1-0-1	
Cincinnati	3-0-3		Ga. State	0-0-0	
at Florida	0-0-0		Florida	0-0-0	
Buffalo	1-0-1		Akron	2-0-2, pd, 1-10 tfl	
Georgia	0-0-0		at Georgia	2-2-4, 1-10 tfl	
LSU	0-0-0		at Miss State	4-5-9, 0.5-1 tfl, 2 pd	
at Alabama	0-0-0 pd		Alabama	4-9-13	
South Carolina	0-0-0		at So. Carolina	2-1-3	
MTSU	1-0-1		Troy	6-1-7, 1-4 tfl	
at Arkansas	5-0-5		Missouri	5-3-8	
Vanderbilt	0-0-0		at Vanderbilt	5-2-7	
at Kentucky	0-0-0		Kentucky	4-1-5	

2013	Opp.	U-A-T, Other	2013	Opp.	U-A-T, Other
Austin Peay	0-0-0		So. Carolina	2-0-2, pbu	
W. Kentucky	4-2-6, 1-23 int, pd, 1 tfl		at Alabama	3-2-5	
at Oregon	4-2-6, 2 pd		at Missouri	2-0-2	
at Florida	1-1-2		Auburn	0-0-0	
So. Alabama	4-0-4		Vanderbilt		
Georgia	5-0-5, pd		at Kentucky		

#18 JASON CROOM

WR, 6-5, 225, RFr., Norcross, Ga.

- Played in all 10 games, started five times in 2013
- Fourth on team in catches (15) and third in receiving yards (192) along with a touchdown (at Oregon)
- Third game in a row with two catches, for 15 yards, vs. #7 Auburn (11/9)
- Two receptions for second game in a row at #10 Missouri (11/2), for 32 yards
- Two catches for 12 yards at #1 Alabama (10/26)
- Clutch 23-yard catch for first down in win over #11 South Carolina (10/19)
- Two catches, both for first downs, vs. homestate #6 Georgia (10/5) for 25 yards
- Career-best three catches for career-high 50 yards vs. South Alabama (9/28)
- Two catches for 31 yards at #19 Florida (9/21)
- First career catch for first career touchdown on a 4-yard catch at #2 Oregon (9/14)
- Medical redshirt in 2012 after suffering a shoulder injury
- Played in three games as a true freshman, did not record any stats as he played both receiver and tight end

>> Full profile on Media Guide Page 50

CAREER STATS

Receiving	GP/GS	No	Yds	Avg	Per/G	TD	Long	High Yd
2012	3/0	0	0	0.0	0.0	0	--	--
2013	10/5	15	192	12.8	19.2	1	24-UF	50-USA
Totals	13/5	15	192	12.8	14.8	1	24-UF	50-USA

CAREER HIGHS

Receptions	3 vs. South Alabama, 9/28/13
Receiving Yards	50 vs. South Alabama, 9/28/13
Touchdowns	1 at Oregon, 9/14/13

GAME-BY-GAME

2013	Opp.	Rec-Yards-TD, Lg	2013	Opp.	Rec-Yards-TD, Lg
Austin Peay	0-0-0		So. Carolina	1-23-0, 23	
W. Kentucky	0-0-0		at Alabama	2-12-0, 7	
at Oregon	1-4-1, 4		at Missouri	2-32-0, 22	
at Florida	2-31-0, 24		Auburn	2-15-0, 8	
So. Alabama	3-50-0, 22		Vanderbilt		
Georgia	2-25-0, 16		at Kentucky		

#57 MACK CROWDER

OL, 6-2, 280, RSo., Bristol, Tenn.

- Played six games this season with one start on line
- First career start, a center, vs. #11 South Carolina (10/19)
- Backup center, played in two games in 2012
- Second-career game in finale vs. Kentucky (11/24/12)
- Backup center, made debut vs. Georgia State (9/8/12)
- As a true freshman did not played in a game in 2011, listed as backup center all year on two-deep

>> Full profile on Media Guide Page 50

CAREER STATS

Games Played/Started: 2012: 2/0; 2013: 6/1; Career: 8/1

#40 RAIQUES CRUMP

Pronounced (RAY-keese)

LB, 6-1, 231, Sr., Adamsville, Ala.

- Reserve LB and special teamer, played in seven games
- Has four special teams tackles, one each at #10 Missouri (11/2), vs. #6 Georgia (10/5), vs. South Alabama (9/28) and Austin Peay (8/31)
- Sat out WKU (9/7), Oregon (9/14) games with an injury
- In 2012, was a special teams regular on coverage, played in 11 games, made five tackles
- Moved to backup SLB prior to Vanderbilt (11/17) game after season-ending injury to Curt Maggitt

>> Full profile on Media Guide Page 51

CAREER STATS

Defense	GP/GS	UT	AT	TT	Sack	TFL	FF	FR	PD	Int	High Tk
2010	12/0	11	2	13	0-0	0-0	1	0	0	0-0	6-Mem
2011	11/0	3	2	5	0-0	0-0	0	0	0	0-0	2-Fla
2012	11/0	2	3	5	0-0	0-0	0	0	0	0-0	2-UK
2013	7/0	3	1	4	0-0	0-0	0	0	0	0-0	1-4x
Totals	41/0	19	8	27	0-0	0-0	1	0	0	0-0	6-Mem

CAREER HIGHS

Tackles	6 vs Memphis, 11/6/10
----------------	-----------------------

#43 MATT DARR

P, 6-1, 220, RJR, Bakersfield, Calif.

- Listed as backup punter to begin 2013 season
- Began 2012 as starting punter, serving as starting punter in first six games. Punted 16 times 39.0 average with six punts inside 20

>> Full profile on Media Guide Page 53

CAREER STATS

Punting	GP/GS	No	Yds	Avg	TB	FC	120	110	50+	Blk	Long
2011	11/9	40	1525	38.1	2	16	10	4	3	0	53-Ark
2012	6/6	16	624	39.0	1	4	6	2	3	1	53-UGa
2013	0/0	0	0	0.0	0	0	0	0	0	0	--
Totals	17/15	56	2149	38.4	3	20	16	6	6	1	53-2x

CAREER HIGHS

Punts	6 three times, last at Kentucky, 11/26/11
Punting Average	44.5 vs. Florida, 9/15/12
Long	53 at Arkansas, 11/12/11 & at Georgia, 9/29/12
Long Rush	30 vs. Buffalo, 10/11/11

GAME-BY-GAME

2011	Opp.	Punts-Yds-Avg, Lg
Montana	2-68-34.0, 37	
Cincinnati	1-35-35.0, 35	
at Florida	3-132-44.0, 52	
Buffalo	1-29-29.0, 29	
Georgia	4-169-42.2, 49	
LSU	4-147-36.8, 41	
at Alabama	DNP	
South Carolina	2-74-37.0, 37	

MTSU	5-190-38.0, 43
at Arkansas	6-225-37.5, 53
Vanderbilt	6-226-37.7, 52
at Kentucky	6-230-38.3, 42

2012	Opp.	Punts-Yds-Avg, Lg	2012	Opp.	Punts-Yds-Avg
vs. NC State	5-193-38.6, 51		Alabama	DNP	
Ga. State	1-35-35.0, 35		at So. Carolina	DNP	
Florida	4-178-44.5, 50		Troy	DNP	
Akron	2-81-40.5, 45		Missouri	DNP	
at Georgia	3-124-41.3, 53, blk		at Vanderbilt	DNP	
at Miss State	1-13-13.0, 13		Kentucky	DNP	

#11 JOSHUA DOBBS

QB, 6-3, 193, Fr., Alpharetta, Ga.

- Named starting quarterback on Oct. 29, **became eighth true freshman to start at QB for Vols in 117-year history**
- In three games, with two starts, has thrown for 443 yards on 47-of-79 with three interceptions
- In home debut vs. #7 Auburn (11/9), threw for 128 yards on 16-of-28; he also ran for 50 yards on 10 carries -- the most rushing yards by a UT QB since Tee Martin had 54 vs. Kentucky in 1998
- In first college start at #10 Missouri (11/2), threw for 240 yards on 26-of-42; **completions and attempts mark are most by a Vols true freshman on his debut in history**
- Ran for team-best 45 yards at Missouri, including 33-yard rush, which was longest by a true QB since Tee Martin (38 yards) in 1999
- Made debut at #1 Alabama (10/26), playing entire second half, throwing for 75 yards on 5-of-12; engineered first TD drive at Alabama for any opponent in 2013
- **Most passing yards in a freshman debut since 2004;** Erik Ainge (118) and Brent Schaeffer (123) vs. UNLV
- Rated four-star by 247Sports (No. 10 prospect in Georgia, No. 8 pro-style quarterback)
- Rated four-star by ESPN (No. 21 prospect in Georgia, No. 4 dual threat quarterback)
- Rated four-star by Scout (No. 12 quarterback)
- In his senior season at Alpharetta, threw for 3,625 yards and 29 touchdowns while rushing for 419 yards and 10 touchdowns.
- 2013 Franklin D. Watkins Award winner as top African-American Scholar-Athlete in America
- 2013 Atlanta Journal Constitution Cup Recipient - Best All-Around AHS Senior
- Participated in 2012 Elite 11 in Redondo Beach, Calif.
- Starred in baseball; offered numerous scholarships
- Majoring in aerospace engineering

>> Full profile on Media Guide Page 54

CAREER STATS

Passing	GP/GS	Com	Att	TD	Int	Yds	Per/G	Long	High Yd
2013	3/2	47	79	0	3	443	147.7	30-AU	240-Miz

Rushing	GP/GS	No	Yds	Avg	Per/G	TD	Long	High Yd
2013	3/2	20	114	5.7	38.0	0	33-Miz	50-AU

CAREER HIGHS

Completions	26 at Missouri, 11/2/13
Attempts	42 at Missouri, 11/2/13
Passing Yards	240 at Missouri, 11/2/13
Rushing Attempts	10 vs. Auburn, 11/9/13
Rushing Yards	50 vs. Auburn, 11/9/13

GAME-BY-GAME STATISTICS

2013	Opp.	Comp	Att	TD	INT	Pct. Yards	Lg	Run	Yds	TD	Lg
at Alabama	5	12	0	0	40.0	75	29	3	19	0	12
at Missouri	26	42	0	2	61.9	240	25	7	45	0	33
Auburn	16	25	0	1	64.0	128	30	10	50	0	32

#85 BRENDAN DOWNS

TE, 6-5, 248, Jr., Bristol, Tenn.

- Starting tight end in 2013 after after two years as a backup to current Oakland Raiders TE Mychal Rivera
- Started nine games in 2013; 10 catches for 62 yards including two touchdowns -- on first two catches of year
- Career-high three catches for 20 yards vs. #11 South Carolina (10/19)
- Third game with two catches vs. South Alabama (9/28)
- Second career multi-catch game with two catches for 18 yards at #2 Oregon (9/14)
- Scored touchdown for second week in a row with 1-yard grab vs. WKU (9/7)
- Opened 2013 with a 3-yard touchdown catch vs. Austin Peay (8/31), second-career touchdown
- In 2012, played in 10 games with a start after suffering a knee injury in preseason scrimmage• First-career TD on a 6-yard reception vs. Akron (9/22/12)
- In 2011, was one of 16 true freshman to play

>> Full profile on Media Guide Page 54

CAREER STATS

Receiving	GP/GS	No	Yds	Avg	Per/G	TD	Long	High Yd
2011	8/1	3	34	11.3	4.2	0	21-UC	32-UC
2012	10/1	3	39	13.0	3.9	1	18-Miz	18-Miz
2013	10/9	10	62	6.2	6.2	2	17-SC	20-2x
Totals	28/11	16	115	8.4	4.8	3	21-UC	32-UC

CAREER HIGHS

Receptions	3 vs. South Carolina, 10/19/13
Receiving Yards	32 vs. Cincinnati, 9/10/11
Touchdowns	1 vs. Akron, 9/22/12 & APSU, 8/31/13 & WKU, 9/7/13

GAME-BY-GAME

2011 Opp.	Rec-Yards-TD, Lg	2012 Opp.	Rec-Yards-TD, Lg
Montana	0-0-0	vs. NC State	DNP
Cincinnati	2-32-0, 21	Georgia State	DNP
at Florida	0-0-0	Florida	0-0-0
Buffalo	0-0-0	Akron	1-6-1, 6
Georgia	1-2-0, 2	at Georgia	0-0-0
LSU	0-0-0	at Miss State	0-0-0
at Alabama	0-0-0	Alabama	1-15-0, 15
South Carolina	DNP	at So. Carolina	0-0-0
MTSU	0-0-0	Troy	0-0-0
at Arkansas	DNP	Missouri	1-18-0, 18
Vanderbilt	DNP	at Vanderbilt	0-0-0
at Kentucky	DNP	Kentucky	0-0-0

2013 Opp.	Rec-Yards-TD, Lg	2013 Opp.	Rec-Yards-TD, Lg
Austin Peay	1-3-1, 3	So. Carolina	3-20-0, 17
W. Kentucky	1-1-1, 1	at Alabama	0-0-0
at Oregon	2-18-0, 14	at Missouri	0-0-0
at Florida	1-0-0, 0	Auburn	0-0-0
So. Alabama	2-20-0, 14	Vanderbilt	
Georgia	0-0-0	at Kentucky	

#10 RILEY FERGUSON

QB, 6-3, 173, Fr., Matthews, N.C.

- Four-star by ESPN; three-star by Rivals, 247Sports, Scout
 - Led the Bulldogs to state titles in 2010 and 2012, earning championship game MVP honors during his senior season after throwing for 301 yards and five touchdowns
 - Finished senior prep season with 2,173 yards passing and 25 touchdowns in nine games
 - Participated in 2012 Elite 11 in Redondo Beach, Calif.
- >> Full profile on Media Guide Page 56

CAREER STATS

Passing	GP/GS	Com	Att	TD	Int	Yds	Per/G	Long	High Yd
2013	0/0	0	0	0	0	0	0.0	--	--

#22 MALIK FOREMAN

DB, 5-10, 177, Fr., Kingsport, Tenn.

- True freshman listed as a backup at cornerback for 2013
 - Played in seven games; has eight tackles with a TFL
 - Had a 3-yard tackle for loss at #1 Alabama (10/26)
 - Intercepted first career pass in college debut vs. Austin Peay (8/31). Became first Vol true freshman since Dwayne Goodrich (8/31/1996) to have an interception in season opener. Finished with three tackles in debut
 - Rated three-star by Rivals, 247Sports and ESPN
 - Named to the Tennessee Sports Writers Association Class 6A All-State Football Team
 - Began his high school senior season as a wide receiver and caught 14 passes for 278 yards and four touchdowns
 - After an injury to the team's quarterback, moved over to the backfield where he threw for 586 yards and four touchdowns while also rushing for 1,270 yards and 17 touchdowns (12.3 yards/carry)
- >> Full profile on Media Guide Page 56

CAREER STATS

Defense	GP/GS	UT	AT	TT	Sack	TFL	FF	FR	PD	Int	High Tk
2013	7/0	6	2	8	0-0	1-3	0	0	1	1-4	3-2x

CAREER HIGHS

Tackles	3 vs. Austin Peay, 8/31/13 & vs. Auburn, 11/9/13
Tackle For Loss	1 at Alabama, 10/26/13
Interceptions	1 vs. Austin Peay, 8/31/13

GAME-BY-GAME

2013 Opp.	U-A-T, Other	2013 Opp.	U-A-T, Other
Austin Peay	3-0-3, 1-4 int, pd	So. Carolina	DNP
W. Kentucky	0-0-0	at Alabama	1-0-1, 1-3 tfl
at Oregon	0-0-0	at Missouri	1-0-1
at Florida	DNP	Auburn	1-2-3
So. Alabama	DNP	Vanderbilt	
Georgia	0-0-0	at Kentucky	

#72 ZACH FULTON

OL, 6-5, 323, Sr., Homewood, Ill.

- 2013 SEC Coaches Preseason All-SEC Second Team
- 2013 Phil Steele Preseason Second Team All-SEC

- 2013 Lindy's Preseason Third Team All-SEC
 - 2013 Preseason Senior Bowl Watch List
 - SEC Offensive Lineman of the Week (Sept. 3, 2012). First Vol to earn that award since 2009
 - Third year in a row as a full-time starter at right guard
 - Started 38 of last 41 games dating to 2010 at right guard
 - In 2012, started first seven games, 11 total at right guard
 - Helped offense to 475.9 yards per game (20th in NCAA), 315.6 yards of passing offense (15th in NCAA), just eight sacks allowed (0.67 per game/fourth in NCAA)
 - Saw 22-games started streak end as he was sidelined at #17 South Carolina (10/27/12) with an ankle injury
 - In 2011, Vols allowed just 18 sacks (1.5 per game), third-fewest in the SEC
 - In 2010, saw action at right guard in 12 games, including three consecutive starts
- >> Full profile on Media Guide Page 58

CAREER STATS

Games Played/Started:	2010: 12/5; 2011: 12/12; 2012: 11/11; 2013: 10/10;
Career:	45/38

#52 CHRISTIAN HARRIS

LB, 6-1, 240, RSo., Woodstock, Ga.

- Played in all 10 games, mostly on special teams
 - Has five tackles in 2013
 - First three tackles in 2013 opener vs. Austin Peay (8/31)
 - 2012 SEC Academic Honor Roll
 - In 2012, played in 10 games on special teams, did not make a tackle
 - Suffered torn ACL during 2012 spring practice and returned to action regular regular season
- >> Full profile on Media Guide Page 59

CAREER STATS

Defense	GP/GS	UT	AT	TT	Sack	TFL	FF	FR	PD	Int	High Tk
2012	10/0	0	0	0	0-0	0-0	0	0	0	0-0	--
2013	10/0	4	1	5	0-0	0-0	0	0	0	0-0	3-APSU
Totals	20/0	4	1	5	0-0	0-0	0	0	0	0-0	3-APSU

CAREER HIGHS

Tackles	3 vs. Austin Peay, 8/31/13
---------	----------------------------

GAME-BY-GAME

2013 Opp.	U-A-T, Other	2013 Opp.	U-A-T, Other
Austin Peay	3-0-3	So. Carolina	0-0-0
W. Kentucky	0-0-0	at Alabama	0-0-0
at Oregon	1-0-1	at Missouri	0-0-0
at Florida	0-0-0		
So. Alabama	0-1-1		
Georgia	0-0-0		

#1 PAUL HARRIS

WR, 6-4, 200, Fr., Accokeek, Md

- True freshman receiver, played in five games in 2013
 - Made college debut vs. Austin Peay (8/31), making a catch for 15 yards
 - Early enrollee who began classes at UT in January 2013
 - 4-star recruit by Rivals and 3-star by Scout and ESPN
 - Was a consensus Maryland All-State selection in 2012
 - Hauled in 32 receptions for 732 yards and 11 touchdowns to help lead Frederick Douglass to a second-consecutive Class 2A state runner-up finish as a senior
 - Named to the 2012 Washington Post All-Met First Team
- >> Full profile on Media Guide Page 60

CAREER STATS

Receiving	GP/GS	No	Yds	Avg	Per/G	TD	Long	High Yd
2013	5/0	1	15	15.0	3.0	0	15-AP	15-AP

CAREER HIGHS

Receptions	1 vs. Austin Peay, 8/31/13
Receiving Yards	15 vs. Austin Peay, 8/31/13

#97 DANIEL HOOD

DL, 6-4, 277, RSo., Knoxville, Tenn.

- Has 18 tackles and three quarterback hurries with three passes defended including first-career interception in 10 starts at nose tackle as a senior
- Three stops along with first-career forced fumble vs. #7 Auburn (11/9)
- Two tackles at #10 Missouri (11/2) and #1 Alabama (10/26)
- Career-high four tackles including a half TFL and two quarterback hurries vs. #11 South Carolina (10/19)
- First career interception in opener vs. Austin Peay (8/31), also batted down a pass and recorded two tackles with a TFL in start
- In 2012, was backup nose guard behind Daniel McCullers
- Played in all 12 games in 2012 with seven tackles
- In 2011, played in all 12 games, making first eight starts of his career and had eight tackles, one sack for a TFL

- Switched to the defensive line prior to 2011 after spending 2010 and 2009 as an offensive lineman
- >> Full profile on Media Guide Page 62

CAREER STATS

Defense	GP/GS	UT	AT	TT	Sack	TFL	FF	FR	PD	Int	High Tk
2010	6/0	0	0	0	0-0	0-0	0	0	0	0-0	--
2011	12/8	3	5	8	1-3	1-3	0	0	0	0-0	2-UGa
2012	12/0	2	5	7	0-0	1-1	0	0	0	0-0	3-MSU
2013	10/10	7	11	18	0-0	2-4	1	0	3	1-5	4-SC
Totals	40/18	12	21	33	1-3	4-8	1	0	3	1-5	4-SC

CAREER HIGHS

Tackles	4 vs. South Carolina, 10/19/13
Sacks	1 vs. LSU, 10/15/11
Interceptions	1 vs. Austin Peay, 8/31/13
Forced Fumble	1 vs. Auburn, 11/9/13

GAME-BY-GAME

2011 Opp.	U-A-T, Other	2012 Opp.	U-A-T, Other
Montana	0-1-1	vs. NC State	0-0-0
Cincinnati	0-1-1	Ga. State	0-1-1
at Florida	1-0-1	Florida	0-0-0
Buffalo	1-0-1	Akron	0-0-0
Georgia	0-2-2	at Georgia	0-0-0
LSU	1-0-1, 1-3 sk, 1-3 tfl	at Miss State	0-3-3
at Alabama	0-0-0	Alabama	0-0-0
South Carolina	0-0-0	at So. Carolina	1-0-1
MTSU	0-0-0	Troy	0-0-0
at Arkansas	0-1-1	Missouri	1-0-1, 1-1 tfl
Vanderbilt	0-0-0	at Vanderbilt	0-0-0
at Kentucky	0-0-0 qh	Kentucky	0-1-1

2013 Opp.	U-A-T, Other	2013 Opp.	U-A-T, Other
Austin Peay	2-0-2, 1-5 int, pd, 1-3 tfl	So. Carolina	2-2-4, 0-5-1 tfl, 2 qh
W. Kentucky	0-0-0	at Alabama	0-2-2
at Oregon	0-1-1, 0-5-0 tfl	at Missouri	2-2-2, qh
at Florida	0-2-2	Auburn	1-2-3, ff
So. Alabama	0-1-1, pd	Vanderbilt	
Georgia	0-1-1	at Kentucky	

#2 ALTON 'PIG' HOWARD

WR, 5-8, 185, So., Orlando, Fla.

- Played nine games, all starts, leads team with 40 catches for 357 yards (second on team) and team-best three receiving TDs
 - Rushed 13 times for 72 yards
 - Four catches for 13 yards vs. #7 Auburn (11/9)
 - Career-high 11 catches for career-best 89 yards at #10 Missouri (11/2); 11 catches tied for fifth-most in a game in UT history and most since Kelley Washington had 11 vs. LSU (9/29/2001)
 - Eight catches for 33 yards including 6-yard touchdown reception vs. #11 South Carolina (10/19)
 - Racked up career-high 116 all-purpose yards with four catches for 70 yards and six carries for 46 yards in OT loss to #6 Georgia (10/5)
 - Led Vols with four catches for 75 yards including an 18-yard TD catch at #19 Florida (9/21)
 - Sat out game at #2 Oregon (9/14) with an injury
 - Ran for 20 yards and had an 8-yard catch vs. WKU (9/7)
 - Started opener, made career-high three catches for 29 yards including 11-yard TD catch vs. Austin Peay (8/31)
 - In 2012, played in 10 games, one of 10 true freshman to see action; saw action at receiver and as a Wildcat QB
 - Had 13 catches for 54 yards and 14 carries for 44 yards; also threw one pass for a 13-yard touchdown
 - First-career receiving touchdown on a 16-yard catch vs. Missouri (11/10/12)
 - Threw first-career pass for a 13-yard touchdown at #17 South Carolina (10/27/12); TD pass at South Carolina was first by a non-quarterback since Lucas Taylor in 2007
 - As a senior at Edgewater HS, had 36 receptions for 691 yards with five touchdowns, also rushed for 392 yards
- >> Full profile on Media Guide Page 62

CAREER STATS

Receiving	GP/GS	No	Yds	Avg	Per/G	TD	Long	High Yd
2012	10/0	13	54	4.2	5.4	1	16-Mizz	18-Akr
2013	9/9	40	357	8.9	39.7	3	33-UGa	89-Miz
Totals	19/9	53	411	7.8	21.6	4	33-UGa	89-Miz

Rushing	GP/GS	No	Yds	Avg	Per/G	TD	Long	High Yd
2012	10/0	14	44	3.1	4.4	0	16-MSU	30-MSU
2013	9/9	13	72	5.5	8.0	0	20-WKU	46-UGa
Totals	19/9	27	116	4.3	6.1	0	20-WKU	46-UGa

CAREER HIGHS

Rushes	6 vs. Georgia, 10/5/13
Rushing Yards	46 vs. Georgia, 10/5/13
Receptions	11 at Missouri, 11/2/13
Receiving Yards	89 at Missouri, 11/2/13
Touchdowns	1 four times, last vs. South Carolina, 10/19/13

GAME-BY-GAME

2012 Opp.	Rush-Yds-TD, Lg	Rec-Yds-TD, Lg	Passing
Florida	0-0-0	0-0-0	
Akron	1-3-0, 3	2-18-0, 13	
at Georgia	1-0-0, 0	1-(-2)-0, -2	
at Miss State	4-30-0, 16	1-5-0, 5	
Alabama	2-3-0, 3	1-4-0, 4	
at S.Carolina	1-1-0, 1	2-15-0, 10	1-1-13, 13-yd TD pass
Troy	1-11-0, 11	2-9-0, 7	
Missouri	1-2-0, 2	1-1-0, 16	
at Vanderbilt	2-(-5)-0, 1	2-(-9)-0, 0	
Kentucky	1-(-1)-0, -1	1-(-2)-0, -2	

2013 Opp.	Rush-Yds-TD, Lg	Rec-Yds-TD, Lg	Passing
Austin Peay	1-7-0, 7	3-29-1, 13	
W. Kentucky	1-20-0, 20	1-8-0, 8	
at Oregon	DNP-INJ		
at Florida	2-2-0, 7	4-75-1, 29	
So. Alabama	0-0-0	3-36-0, 22	
Georgia	6-46-0, 16	4-70-0, 33	
So. Carolina	1-(-3)-0, -3	8-33-0, 12	
at Alabama	1-1-0, 1	2-4-0, 6	
at Missouri	0-0-0	11-89-0, 17	
Auburn	1-(-1)-0, -1	4-13-0, 8	

#75 MARCUS JACKSON

OL, 6-2, 307, Jr., Vero Beach, Fla.

- Has not played in 2013 after competing for time in camp
- Served as backup left guard to Dallas Thomas in 2012
- Played in all 12 games in 2012, seeing action on field goal/kick block
- 2011 Phil Steele First-Team Freshman All-American
- 2011 SEC Coaches All-Freshman Offensive Line
- In 2011, played in all 12 games as one of 16 true freshman to play for Vols in 2011
- Started last five games at left guard for the Vols in 2011

>> Full profile on Media Guide Page 63

CAREER STATS

Games Played/Started: 2011: 12/5; 2012: 12/0; 2013: 0/0; Career: 24/5

#70 JA'WUAN JAMES

OL, 6-6, 318, Sr., Suwanee, Ga.

- 2013 SEC Coaches Preseason Second Team All-SEC
- 2013 SEC Media Preseason Second Team All-SEC
- 2013 Outland Trophy Watch List
- 2013 Lindy's Preseason Second Team All-SEC
- 2013 Lindy's Preseason No. 8 Overall Top Tackle
- 2013 Athlon Sports Preseason Third Team All-SEC
- 2013 Phil Steele Preseason Third Team All-SEC
- 2013 Senior Bowl Watch List
- Represented Vols at 2012 and 2013 SEC Media Days
- Started all 47 games of college career, all at right tackle, including all 10 this season
- With 47 starts, stands second in career starts by an offensive lineman in Tennessee history (behind Jeff Smith 48) and tied for seventh-most played by lineman
- Helped offense to 475.9 yards per game (20th in NCAA), 315.6 yards of passing offense (15th in NCAA), just eight sacks allowed (0.67 per game/fourth in NCAA) in 2012
- Vols have had five games with 500-plus yards of total offense, the most since posting six in 1997
- In 2011, started all 12 games at right tackle as Vols allowed 18 sacks (1.5 per game), third-fewest in SEC
- 2010 Coaches' All-SEC Freshman Team honors

>> Full profile on Media Guide Page 65

CAREER STATS

Games Played/Started: 2010: 13/13; 2011: 12/12; 2012: 12/12; 2013: 10/10; Career: 47/47

#45 A.J. JOHNSON

LB, 6-2, 243, Jr., Gainesville, Ga.

- 2013 SEC Coaches Preseason All-SEC First Team
- 2013 SEC Media Preseason All-SEC First Team
- 2013 Butkus Award Watch List
- 2013 Bronko Nagurski Trophy Watch List
- 2013 Bednarik Award Watch List
- 2013 Lott Trophy Watch List
- 2013 Lindy's Preseason Second Team All-American
- 2013 Lindy's Preseason First Team All-SEC
- 2013 Lindy's Preseason No. 3 Top Inside Linebacker
- 2013 Athlon Sports Preseason First Team All-SEC
- 2013 Athlon Sports Preseason 4th Team All-American
- 2013 Sporting News Preseason Second Team All-American
- 2013 Sporting News Preseason First Team All-SEC
- 2013 Phil Steele Preseason Third Team All-American
- 2013 Phil Steele Preseason First Team All-SEC
- 2012 All-SEC Coaches Second Team

- Member of 2012 Preseason Butkus Watch List
- Stands fourth in career assisted tackles at UT with 156; next on list is No. 3 Rico McCoy with 163

- 17 career games with double-figure tackles in 34 games

- First on Vols in tackles with 84 in 2013
- Four double-figure tackle games in 2013 including three of last five games

- Tied for team lead with eight tackles vs. #7 Auburn (11/9); posted 300th career tackle

- Led all tacklers with 11 stops at #10 Missouri (11/2)
- Game-best 10 tackles at #1 Alabama (10/26), now has 37 career tackles vs. the Tide

- Team-high eight tackles vs. #11 South Carolina (10/19)
- Racked up 12 tackles, for 15th career double-figure tackles including 1.5 TFLs vs. #6 Georgia (10/5)

- Eight tackles, including a TFL, pass break-up and a quarterback hurry vs. South Alabama (9/28)

- 14th career double-figure tackle game with 10 stops at #19 Florida (9/21)

- Led all tacklers with seven stops at #2 Oregon (9/14)
- Racked up eight tackles vs. WKU (9/7) that included a key TFL in the first quarter to thwart a WKU drive

- In 2012, led SEC and UT with 138 tackles (fourth-most in NCAA) in 12 starts in 2012, also had team-high 8.5 TFLs for 25 yards, first career sack and eight quarterback hurries

- Posted most tackles by a Vol since Jerod Mayo made 140 in 2007.

- Fourth in NCAA, first SEC in tackles per game (11.5)
- With 21 tackles at Miss State, had most stops by a Vol in 48 years, since Keith DeLong had 23 vs. Alabama in 1988

- Rushed 12 times for 21 yards with team-high six touchdowns out of 'The Beast' a Wildcat QB formation

- Closed year with 14 tackles with first career sack and his sixth rushing TD of the season vs. Kentucky (11/24/12)

- Racked up 14 tackles vs. #1 Alabama (10/20/12), has 27 career tackles vs. the Crimson Tide in two games

- Career-high 21 tackles, most by a Vol since 1988, at #19 Mississippi State (10/13/12), had 1.5 TFLs

- As a Wildcat QB (which he played in HS) rushed twice vs. Florida (9/15/12) and scored first-career touchdown on a 1-yard rush; also had 11 tackles and 6-yard TFL

- It was fitting that Johnny Majors, who played multiple positions, had his jersey No. 45 retired vs. Florida

- 2011 Consensus First-Team Freshman All-American (Yahoo! Sports, Sporting News, Fox Sports, Phil Steele)

- 2011 SEC Coaches All-Freshman Offensive Line
- Led all SEC freshmen in tackles with 80 in 2011

- With 80 tackles, had second-most stops by a true freshman in a season in UT history behind only Eric Berry, who had 86 in 2007

- Only true freshman to have three double-figure tackle games in a season (Eric Berry had two in 2007) with 10-plus in three games in a row (10/15-29)

- Played in all 12 games in 2011 in true freshman season, starting 10 times

- Had 36 tackles in three-game span in 2011 (12.0 per game) vs. #1 LSU, #2 Alabama and #14 South Carolina

- Was named the SEC Freshman of the Week after racking up 13 tackles at #2 Alabama (10/22/11), the second-most tackles by a true freshman in a game in UT history (record Eric Berry, vs. Kentucky in 2007)

- Along with Curt Maggitt, believed to be first true freshman to start at LB for UT in season opener

- >> Full profile on Media Guide Page 65

- >> Full profile on Media Guide Page 65

- >> Full profile on Media Guide Page 65

- >> Full profile on Media Guide Page 65

- >> Full profile on Media Guide Page 65

CAREER STATS

Defense	GP/GS	UT	AT	TT	Sack	TFL	FF	FR	QH	Int	High Tk
2011	12/10	37	43	80	0-0	4.5-7	1	2	0	0-0	13-Ala
2012	12/12	63	75	138	1-10	8.5-25	0	1	8	0-0	21-MSU
2013	10/10	46	38	84	0-0	5.5-10	0	0	3	0-0	12-UGa
Totals	34/32	146	156	302	1-10	18.5-42	1	3	11	0-0	21-MSU

Rushing	GP	No	Yds	Avg	Per/G	TD	Long	High Yd
2012	12	12	21	1.8	1.8	6	4-2x	6-Ala

CAREER HIGHS

Tackles	21 at Mississippi State, 10/13/12
Forced Fumble/Fumble Recovery	1 at Florida, 9/17/11
Tackles for Loss	1.5 at Alabama, 10/22/11
20-Tackle Games	21 at Mississippi State, 10/13/12
10-Tackle Games	16 (last 10 at Alabama, 10/26/13)
Rushing Yards	5 vs. Florida, 9/15/12
Touchdowns	1 six times, last vs. Kentucky, 11/24/12

GAME-BY-GAME

2011 Opp.	U-A-T, Other	2012 Opp.	U-A-T, Other
Montana	0-3-3, 0.5-0 tfl	vs. NC State	3-1-4
Cincinnati	0-1-1, 0.5-0 tfl	Ga. State	2-3-5, qh
at Florida	7-0-7, ff, fr	Florida	6-5-11, 1-6 tfl; 2-5 TD rush
Buffalo	1-5-6, 1-1 tfl	Akron	5-6-11, qh; 2-2 TD rush
Georgia	1-3-4	at Georgia	2-9-11, 1-1 tfl, fr; 1-1 TD rush
LSU	4-7-11	at Miss State	4-17-21, 1.5-3 tfl

at Alabama	5-8-13, 1.5-1 tfl	Alabama	4-10-14, 3-6 TD rush
South Carolina	6-6-12, fr	at S. Carolina	9-2-11, 2-2 rush
MTSU	5-0-5	Troy	9-4-13, 1-2 tfl, qh
at Arkansas	1-4-5	Missouri	5-6-11, pd
Vanderbilt	2-2-4	at Vanderbilt	6-6-12, 2-2 tfl, qh
at Kentucky	5-4-9, 1-4 tfl	Kentucky	8-6-14, 1-10 sk, 2-11 tfl, qh; 1-2 TD rush

2013 Opp.	U-A-T, Other	2013 Opp.	U-A-T, Other
Austin Peay	1-1-2	So. Carolina	6-2-8
W. Kentucky	3-5-8, 1-1 tfl, qh	at Alabama	4-6-10, qh
at Oregon	2-5-7	at Missouri	6-5-11
at Florida	7-3-10, 1-2 tfl	Auburn	7-1-8, 1-3 tfl
So. Alabama	3-5-8, 1-1 tfl, pd, qh	Vanderbilt	
Georgia	6-6-12, 1.5-3 tfl	at Kentucky	

#81 JOHNATHON JOHNSON

WR, 5-9, 176, So., Friendswood, Texas

- Reserve receiver after transferring from Blinn JC
- In eight games with a start, has 11 catches for 154 yards
- Two catches for 14 yards vs. #7 Auburn (11/9)
- Career-best three catches for 38 yards at #11 Missouri (11/2)
- Hauled in a 24-yard catch at #1 Alabama (10/26)
- First catch since second game of the season, with a 6-yard reception vs. #11 South Carolina (10/19)
- Returned vs. South Alabama (9/28), had no catches
- Sat out games at #2 Oregon (9/14) and at #19 Florida (9/21) with an injury
- Hauled in a career-long 37-yard catch as part of two catches for 57 yards vs. WKU (9/7)
- In UT debut, two catches for 15 yards vs. Austin Peay (8/31)
- At Blinn, played in four games and had four catches for 69 yards
- Ran for 4,000 yards and 34 touchdowns in his prep career including 1,500 as a senior

>> Full profile on Media Guide Page 67

CAREER STATS

Receiving	GP/GS	No	Yds	Avg	Per/G	TD	Long	High Yd
2013		8/1	11	154	14.0	19.2	0	37-WKU

CAREER HIGHS

Receptions	3 at Missouri, 11/2/13
Receiving Yards	57 vs. Western Kentucky, 9/7/13

GAME-BY-GAME

2013 Opp.	Rec-Yards-TD, Lg	2013 Opp.	Rec-Yards-TD, Lg
Austin Peay	2-15-0, 9	So. Carolina	1-6-0, 6
W. Kentucky	2-57-0, 37	at Alabama	1-24-0, 24
at Oregon	DNP-INJ	at Missouri	3-38-0, 25
at Florida	DNP-INJ	Auburn	2-14-0, 12
So. Alabama	0-0-0	Vanderbilt	
Georgia	0-0-0	at Kentucky	

#77 KYLER KERBYSON

OL, 6-4, 306, RSo., Knoxville, Tenn.

- Enters 2013 as the Vols' backup right tackle
- Played in all 10 games in 2013 as a reserve lineman
- Saw action as a back-up tackle in seven games
- Made college debut against Georgia State (9/8)

>> Full profile on Media Guide Page 69

CAREER STATS

Games Played/Started:	2012: 7/0; 2013: 10/0; Career: 17/0
-----------------------	-------------------------------------

#48 GREG KING

LB, 6-2, 247, Rsr., Memphis, Tenn.

- Memphis native has played in nine games as a senior with two tackles
- Started year as backup SAM linebacker as a senior in 2013
- Made a tackle in opener vs. Austin Peay (8/31)
- Saw action in nine games with two starts as a true freshman in 2009 and made 24 tackles

>> Full profile on Media Guide Page 69

CAREER STATS

Defense	GP/GS	UT	AT	TT	Sack	TFL	FF	FR	PD	Int	High Tk
2009	9/2	14	10	24	0-0	1.5-1	0	0	2	1-8	6-2x
2010	4/0	1	7	8	0-0	0.5-1	0	0	0	0-0	4-Ore
2011	1/0	0	0	0	0-0	0-0	0	0	0	0-0	--
2012	1/0	0	0	0	0-0	0-0	0	0	0	0-0	--
2013	9/0	1	1	2	0-0	0-0	0	0	0	0-0	1-2x
Totals	24/3	16	18	34	0-0	2-2	0	0	2	1-8	6-2x

CAREER HIGHS

Tackles	6 vs. Vanderbilt, 11/21/09 & vs. Ohio, 9/26/09
Tackle For Loss	1 at Florida, 9/19/09

#15 MARLIN LANE

RB, 5-11, 205, Jr., Daytona Beach, Fla.

- Opened the year sharing tailback duties with Rajion Neal
- In nine games in 2013, rushed for 450 yards and four touchdowns including 5.6 yards per rush
- Carried 12 times for 53 yards vs. #7 Auburn (11/9)
- Picked up 37 yards on six carries at #10 Missouri (11/2)
- Ran for 25 yards on six totes at #1 Alabama (10/26)
- Returned from injury to run for 55 yards on 12 carries vs. #11 South Carolina (10/19)
- Sidelined for the game vs. #6 Georgia (10/6) with injury
- Ripped off career-long 54-yard rush vs. South Alabama (9/28) as part of 66-yard day
- Ran for 63 yards and had two catches for 16 yards at #2 Oregon (9/14)
- Led Vols with 97 rushing yards on 16 carries including an 8-yard TD rush vs. WKU (9/7)
- Opened 2013 with third career multi-touchdown game with rushing TDs of 14 and 4 yards vs. Austin Peay (8/31); finished with 38 yards on six carries
- In 2012, rushed for 679 yards in 12 games with six starts in last six games (54.8 yards per game); averaged 78.9 yards in six starts in last six games with first two career 100-yard rushing games
- Career-best 132 rushing yards with two rushing touchdowns (17 and 9 yards) vs. Troy (11/3/12); Marked second-career multi-TD game, first since first college game
- In 2011, as a true freshman ran for 280 yards, had 17 catches for 161 yards in 12 games as a reserve tailback.
- Scored TDs in each of his first three college games, the first UT player to do so since Reggie Cobb in 1987, who scored TD in first five games of that season
- First UT freshman with 2 TDs (vs. Montana) in debut since Corey Larkins in 2001 vs. Syracuse

>> Full profile on Media Guide Page 70

CAREER STATS

Rushing	GP/GS	No	Yds	Avg	Per/G	TD	Long	High Yd
2011	12/0	75	280	3.7	23.3	2	45-Ark	58-Ark
2012	12/6	120	658	5.5	54.8	2	45-UK	132-Troy
2013	9/0	81	450	5.6	50.0	4	54-USA	97-WKU
Totals	33/6	276	1388	5.0	42.1	8	45-2x	132-Troy

Receiving	GP/GS	No	Yds	Avg	Per/G	TD	Long	High Yd
2011	12/0	17	161	9.5	13.4	2	27-UGa	84-UGa
2012	12/6	29	228	7.9	19.0	0	35-Akr	49-Akr
2013	9/0	7	36	5.1	4.0	0	12-UO	16-UO
Totals	33/6	53	425	8.0	12.9	2	35-Akr	84-UGa

Kickoff Returns	GP/GS	No	Yds	Avg	Per/G	TD	Long	High Yd
2011	12/0	7	143	20.4	11.9	0	35-Fla	76-Fla
2012	12/0	2	32	16.0	2.7	0	18-Van	32-Van
2013	8/0	0	0	0.0	0.0	0	--	--
Totals	33/0	9	175	19.4	5.3	0	35-Fla	76-Fla

Punt Returns	GP/GS	No	Yds	Avg	Per/G	TD	Long	High Yd
2011	12/3	7	36	5.1	3.0	0	9-Mon	23-Mon

CAREER HIGHS

Rushes	19 vs. Troy, 11/3/12
Rushing Yards	132 vs. Troy, 11/3/12
Receptions	7 vs. Missouri, 11/10/12
Receiving Yards	84 vs. Georgia, 10/8/11
Touchdowns	2 vs. Mont., 9/3/11, vs. Troy, 11/3/12, A.Pey, 8/31/13
Punt Returns	4 vs. Montana, 9/3/11
Punt Return Yards	23 vs. Montana, 9/3/11
Kickoff Returns	4 vs. Florida, 9/17/11
Kickoff Return Yards	76 vs. Florida, 9/17/11

GAME-BY-GAME

2011 Opp.	Rush-Yds-TD, Lg	Rec-Yds-TD, Lg	PR-Yds-TD, Lg	KR-Yds-TD, Lg
Montana	10-35-1, 18	2-16-1, 9	4-23-0, 9	0-0-0
Cincinnati	8-16-1, 10	0-0-0	1-0-0, 0	1-18-0, 18
at Florida	5-9-0, 5	2-26-1, 18	2-13-0, 8	4-76-0, 35
Buffalo	7-28-0, 9	2-15-0, 17	0-0-0	0-0-0
Georgia	7-8-0, 8	6-84-0, 27	0-0-0	0-0-0
LSU	6-43-0, 18	0-0-0	0-0-0	0-0-0
at Alabama	7-21-0, 6	0-0-0	0-0-0	2-49-0, 26
So. Carolina	0-0-0	1-6-0, 6	0-0-0	0-0-0
MTSU	9-37-0, 8	0-0-0	0-0-0	0-0-0
at Arkansas	9-58-0, 45	3-12-0, 8	0-0-0	0-0-0
Vanderbilt	0-0-0	0-0-0	0-0-0	0-0-0
at Kentucky	7-25-0, 20	1-2-0, 2	0-0-0	0-0-0
2012 Opp.	Rush-Yds-TD, Lg	Rec-Yds-TD, Lg	PR-Yds-TD, Lg	KR-Yds-TD, Lg
NC State	9-75-0, 42	2-19-0, 13	0-0-0	0-0-0
Ga. State	8-31-0, 7	1-12-0, 12	0-0-0	0-0-0
Florida	1-1-0, 1	0-0-0	0-0-0	0-0-0
Akron	9-47-0, 14	2-49-0, 35	0-0-0	0-0-0
at Georgia	8-22-0, 6	2-5-0, 4	0-0-0	0-0-0
at Miss State	2-9-0, 5	0-0-0	0-0-0	0-0-0
Alabama	15-55-0, 12	5-48-0, 26	0-0-0	0-0-0
at S. Carolina	15-56-0, 16	2-5-0, 6	0-0-0	0-0-0
Troy	19-132-2, 37	2-31-0, 18	0-0-0	0-0-0
Missouri	8-47-0, 12	7-26-0, 13	0-0-0	0-0-0

at Vanderbilt	16-108-0, 30	5-37-0, 11	0-0-0	2-34-0, 18
Kentucky	10-75-0, 45	1-(-4)-0, -4	0-0-0	0-0-0

2013 Opp.	Rush-Yds-TD, Lg	Rec-Yds-TD, Lg	PR-Yds-TD, Lg	KR-Yds-TD, Lg
Austin Peay	6-38-2, 14	0-0-0	0-0-0	0-0-0
W. Kentucky	16-97-1, 20	1-7-0, 7	0-0-0	0-0-0
at Oregon	13-63-0, 12	2-16-0, 12	0-0-0	0-0-0
at Florida	5-16-0, 7	1-(-6)-0, -6	0-0-0	0-0-0
So. Alabama	5-66-0, 54	2-14-0, 8	0-0-0	0-0-0
Georgia	DNP-INJ			
So. Carolina	12-55-0, 15	0-0-0	0-0-0	0-0-0
at Alabama	6-25-0, 7	0-0-0	0-0-0	0-0-0
at Missouri	6-37-0, 11	0-0-0	0-0-0	0-0-0
Auburn	12-53-0, 23	1-5-0, 5	0-0-0	0-0-0

#4 LaTROY LEWIS

DL, 6-4, 245, RFr., Akron, Ohio

- Backup defensive end, played five games; has four tackles
- Made college debut vs. Austin Peay (8/31) and racked up three tackles including a TFL
- Comes off redshirt season as a true freshman in 2012
- 4-star recruit by ESPN; 3-star by 247sports, Rivals, Scout
- Named to the Butkus Award watch list prior to his senior campaign at Archbishop Hoban High School, but suffered a broken bone in his foot during the second game which forced him to miss the remainder of the season
- Team All-Ohio and First Team All-Akron accolades after recording 96 tackles and nine sacks

>> Full profile on Media Guide Page 72

CAREER STATS

Defense	GP/GS	UT	AT	TT	Sack	TFL	FF	FR	PD	Int	High Tk
2013	5/0	3	1	4	0-0	1-1	0	0	0	0-0	3-APSU

CAREER HIGHS

Tackles	3 vs. Austin Peay, 8/31/13
Tackle For Loss	1 vs. Austin Peay, 8/31/13

#56 CURT MAGGITT

Pronounced (muh-JITT)

LB, 6-3, 239, Jr., W. Palm Beach, Fla.

- Missed the first nine games of the 2013 season, expected to redshirt in 2013
- 2013 Lindy's Preseason Third Team All-SEC
- 2013 Phil Steele Preseason Fourth Team All-SEC
- Returning from a 2012 season-ending ACL knee injury, was limited in 2013 training camp
- In 2012, was second-year starter at MLB, played in eight games while battling injuries throughout the season
- 30 tackles with two sacks and team-high tying 5.0 TFLs
- Suffered season-ending ACL knee injury against Missouri (11/10/12)
- Second consecutive five-tackle game including 1.5 TFLs, a career-best three quarterback hurries and break-up vs. Missouri (11/10/12)
- Credited with 18-yard sack and forced fumble that resulted in safety vs. NC State (8/31/12); made five tackles in 2012 opener
- 2011 Third-Team Freshman All-American by Phil Steele
- In 2011, played 11 of 12 games, started eight games at SLB as a true freshman, finished tied for third on team with 56 tackles, 5.5 TFLs for 19 yards (fourth-most TFLs on team), two quarterback hurries and forced fumble
- With 56 tackles, recorded fourth-most for a true freshman in UT history ahead of Reggie White (51 in 1980)
- Ranked 2nd among all SEC freshmen with 5.1 tackles/game behind teammate A.J. Johnson
- Believed to be first true freshman, along with A.J. Johnson, to start at linebacker for UT in season opener

>> Full profile on Media Guide Page 72

CAREER STATS

Defense	GP/GS	UT	AT	TT	Sack	TFL	FF	FR	QH	Int	High Tk
2011	11/8	29	27	56	0.5-6	5.5-19	1	0	2	0-0	7-4x
2012	9/9	16	14	30	2-31	5-37	2	0	3	0-0	5-3x
2013	0/0	0	0	0	0-0	0-0	0	0	0	0-0	--
Totals	20/17	45	41	86	2.5-37	10.5-56	3	0	5	0-0	7-4x

CAREER HIGHS

Tackles	7 four times, last at Kentucky, 11/26/11
Tackles For Loss	2.5 vs. Vanderbilt, 11/19/11
Sacks	1 vs. NC State, 8/31/12 & at South Carolina, 10/27/12
Quarterback Hurries	3 vs. Missouri, 11/10/12

GAME-BY-GAME

2011 Opp.	U-A-T, Other	2012 Opp.	U-A-T, Other
Montana	3-0-3	vs. NC State	4-1-5, 1-18 sk, 1-18 tfl, ff
Cincinnati	0-3-3, 0.5-6 sk, 0.5-6 tfl	Ga. State	DNP-INJ
at Florida	3-3-6, 0.5-2 tfl, qh	Florida	4-1-5
Buffalo	5-2-7, 0.5-0 tfl	Akron	1-0-1, qh
Georgia	0-2-2	at Georgia	1-2-3, ff
LSU	6-1-7	at Miss State	0-2-2, 0.5-1 tfl
at Alabama	3-3-6, 0.5-2 tfl	Alabama	2-1-3

South Carolina	DNP-INJ	at So. Carolina	1-0-1, 1-13 sk
MTSU	1-1-2	Troy	2-3-5, 1-3 tfl
at Arkansas	2-4-6, 1-3 tfl, ff	Missouri	1-4-5, 1.5-2 tfl, 3 qh, pd
Vanderbilt	2-5-7, 2.5-6 tfl	at Vanderbilt	DNP-INJ
at Kentucky	4-3-7	Kentucky	DNP-INJ

#98 DANIEL McCOLLERS

DL, 6-8, 351, Sr., Raleigh, N.C.

- 2013 SEC Coaches Preseason Second Team All-SEC
- 2013 SEC Media Preseason Third Team All-SEC
- 2013 Bronko Nagurski Trophy Preseason Watch List
- 2013 Outland Trophy Watch List
- 2013 Preseason Bednarik Award Watch List
- 2013 Athlon Sports Preseason Third Team All-SEC
- 2013 Phil Steele Preseason Fourth Team All-American
- 2013 Senior Bowl Watch List
- 2013 Phil Steele Preseason First Team All-SEC
- Has 26 tackles with 2.5 TFLs in 10 starts at nose tackle
- Tied for team lead with four quarterback hurries
- Blocked second-career PAT vs. #7 Auburn (11/9)
- Four tackles, two QB hurries at #1 Alabama (10/26)
- Posted six tackles including career high 2.5 TFLs in win over #11 South Carolina (10/19), shared sack with Marlon Walls that knocked QB Connor Shaw out of game
- Two stops, both for loss vs. #6 Georgia (10/6)
- Notched six tackles in win over South Alabama (9/28)
- Recovered a first-half fumble at #19 Florida (9/21)
- Three tackles and a QB hurry at #2 Oregon (9/14)
- Made two tackles vs. WKU (9/7)
- In 2012, won nose tackle starting job in training camp
- Played in all 12 games, seven starts, making 39 tackles, to lead all linemen and finish ninth on team in tackles
- Subject of national feature in USA Today (9/13/2012)
- Posted 5.5 TFLs and one sack in debut season
- Over final eight games, had 35 of his 39 tackles (4.4 per game)
- Equaled career-high with eight tackles along with a TFL at #17 South Carolina (10/27/12)
- JUCO Transfer from Georgia Military Academy, where he played two years; made 37 tackles in 2011
- Rivals: 4-star (No. 6 JUCO overall, No. 1 JUCO DT, No. 1 in Georgia)

>> Full profile on Media Guide Page 73

CAREER STATS

Defense	GP/GS	UT	AT	TT	Sack	TFL	FF	FR	PD	Int	High Tk
2012	12/7	20	19	39	1-1	5.5-7	1	0	1	0-0	8-Ga/SC
2013	10/10	17	9	26	0.5-1	4.5-8	0	1	1	0-0	6-2x
Totals	22/17	37	28	65	1.5-2	10-15	1	1	2	0-0	8-Ga/SC

CAREER HIGHS

Tackles	8 at Georgia, 9/29/12 & at South Carolina, 10/27/12
Sacks	1 vs. Kentucky, 11/24/12
Tackle For Loss	2.5 vs. South Carolina, 10/19/13
Fumble Recovery	1 at Florida, 9/21/13
Blocked Kick	1 at Georgia, 9/29/12 & vs. Auburn, 11/9/13

GAME-BY-GAME

2012 Opp.	U-A-T, Other	2013 Opp.	U-A-T, Other
vs. NC State	0-0-0, pd	Austin Peay	1-0-1
Ga. State	0-1-1	W. Kentucky	1-1-2
Florida	3-0-3, 1-1 tfl	at Oregon	2-1-3, qh
Akron	0-0-0	at Florida	0-0-0, fr
at Georgia	2-6-8, 1-1 tfl, blk PAT	So. Alabama	3-3-6, qh
at Miss State	1-3-4, qh	Georgia	2-0-2, 2-3 tfl
Alabama	1-2-3	So. Carolina	5-1-6, 2.5-5 tfl, 0.5-1 sk
at So. Carolina	7-1-8, 1-2 tfl	at Alabama	1-3-4, pbu, 2 qh
Troy	2-1-3	at Missouri	1-0-1
Missouri	3-3-6, 1.5-2 tfl	Auburn	1-0-1, blk PAT
at Vanderbilt	0-1-1	Vanderbilt	
Kentucky	1-1-2, 1-1 sk, 1-1 tfl	at Kentucky	

#33 LaDARRELL McNEIL

DB, 6-1, 199, So., Dallas, Texas

- Starting strong safety in 2013 as a true sophomore
- Fourth on Vols with 47 tackles in 10 starts, also has an interception, fumble recovery and three passes defended
- Recovered second fumble of career along with seven tackles vs. #7 Auburn (11/9), including 100th career stop
- Four tackles at #10 Missouri (11/2)
- Racked up nine tackles at #1 Alabama (10/26)
- Four tackles in win over #11 South Carolina (10/19)
- First career interception vs. South Alabama (9/28)
- Seven tackles at #19 Florida (9/21)
- Third career game with double-figure tackles vs. WKU (9/7), racking up 10 stops including a TFL
- 2012 Freshman All-SEC Team
- In 2012, started last seven games at strong safety, played in 11 overall as one 10 true freshmen to play in 2012
- Was first of two UT true freshmen to start in 2012
- Finished fifth on team in tackles with 58

- Over final nine games, had 55 tackles (6.1 per game)
- Second-career double-figure tackle game in finale vs. Kentucky (11/24/12), tying career-best with 10 tackles
- Set career-high with first-career double-figure tackle game with 10 vs. Troy (11/3/12)
- Made eight tackles in first start at Miss State (10/13/12), became first Vols true freshman to begin in 2012

>> Full profile on Media Guide Page 74

CAREER STATS

Defense/GP/GS	UT	AT	TT	Sack	TFL	FF	FR	PD	Int	High Tk
2012	11/7	33	25	58	0-0	0-0	0	1	1	0-0
2013	10/10	30	17	47	0-0	1-5	0	1	3	1-16
Totals	21/17	63	42	105	0-0	1-5	0	2	4	1-16

CAREER HIGHS

Tackles	10 vs. Troy, 11/3/12, UK, 11/24/12, WKU, 9/7/13
Interceptions	1 vs. South Alabama, 9/28/13
Fumble Recovery	1 vs. Missouri, 11/10/12 & vs. Auburn, 11/9/13
10-Tackle Games	1 vs. Troy, 11/3/12 & vs. Kentucky, 11/24/12

GAME-BY-GAME

2012 Opp.	U-A-T, Other	2013 Opp.	U-A-T, Other
vs. NC State	DNP	Austin Peay	1-0-1
Ga. State	1-0-1	W. Kentucky	5-5-10, 1-5 tfl, pd
Florida	1-0-1	at Oregon	2-0-2, pd
Akron	1-0-1	at Florida	5-2-7
at Georgia	4-1-5	So. Alabama	1-0-1, 1-16 int
at Miss State	1-7-8, pd	Georgia	1-1-2
Alabama	2-1-3	So. Carolina	3-1-4
at So. Carolina	6-2-8	at Alabama	5-4-9
Troy	4-6-10	at Missouri	3-1-4
Missouri	1-1-2, 1-33 fr	Auburn	4-3-7, fr
at Vanderbilt	5-3-8, ff	Vanderbilt	
Kentucky	7-3-10	at Kentucky	

#80 COREY MILLER

DL, 6-3, 265, Sr., Wellford, S.C.

- Started 10 games as a defensive end in 2013; has 27 tackles, two sacks, 2.5 tackles for loss and four hurries (tied for team lead with Daniel McCullers)
- Five tackles including a half TFL at #10 Missouri (11/2)
- Five tackles in victory over home state #11 South Carolina (10/19)
- Four tackles and a QB hurry vs. #6 Georgia (10/5)
- Huge 8-yard sack in the final minutes vs. South Alabama (9/28) as part of four-tackle game
- Three tackles at #19 Florida (9/21)
- Posted a 6-yard sack at #2 Oregon (9/14) as part of two tackles
- In 2012, posted 18 tackles with 5.0 TFLs in 12 games with two starts on the defensive line
- Started for first time since freshman season against Akron (9/22/12), made three tackles including a TFL and had two quarterback hurries
- In 2011, played in 12 games with 15 tackles and 2.0 TFLs

>> Full profile on Media Guide Page 75

CAREER STATS

Defense/GP/GS	UT	AT	TT	Sack	TFL	FF	FR	PD	Int	High Tk
2010	13/2	6	7	13	1-6	2-8	0	0	0	0-0
2011	12/0	11	4	15	1-3	2-7	0	1	0	0-0
2012	12/2	8	10	18	1-6	5-16	0	1	0	6-GSU
2013	10/10	21	6	27	2-14	2.5-15	0	0	1	0-0
Totals	47/14	46	27	73	5-29	11.5-46	0	1	3	0-0

CAREER HIGHS

Tackles	6 vs. Georgia State, 9/8/12
Sacks	1 five times, last vs. South Alabama, 9/28/13
Tackles for Loss	2 at Vanderbilt, 11/17/12

GAME-BY-GAME

2012 Opp.	U-A-T, Other	2011 Opp.	U-A-T, Other
UT-Martin	0-0-0	Montana	1-1-2
Oregon	0-2-2	Cincinnati	2-3-5
Florida	0-0-0	at Florida	1-0-1, 1-4 tfl
UAB	1-0-1, 1-2 tfl	Buffalo	3-0-3
at LSU	1-1-2	Georgia	1-0-1, 1-3 sk
at Georgia	0-1-1	LSU	1-0-1
Alabama	1-1-2	at Alabama	0-0-0, qh
at S. Carolina	0-1-1	So. Carolina	0-0-0
at Memphis	1-0-1	MTSU	1-0-1, pd
Mississippi	2-1-3, 1-6 sk, 1-6 tfl	at Arkansas	0-0-0, fr
at Vanderbilt	0-0-0	Vanderbilt	0-0-0
Kentucky	0-0-0	at Kentucky	1-0-1
UNC (Bowl)	0-0-0		

2012 Opp.	U-A-T, Other	2013 Opp.	U-A-T, Other
vs. NC State	0-0-0	Austin Peay	1-0-1
Ga. State	4-2-6, 1-6 sk, 1.5-7 tfl	W. Kentucky	0-0-0, qh
Florida	1-2-3	at Oregon	2-0-2, 1-6 sk, 1-6 tfl
Akron	1-2-3, 1-1 tfl, 2 qh	at Florida	2-1-3
at Georgia	0-0-0, pd	So. Alabama	4-0-4, 1-8 tfl, 1-8 sk, pd
at Miss State	0-1-1, 0.5-2 tfl	Georgia	4-0-4, qh

Alabama	0-0-0	So. Carolina	3-2-5
at So. Carolina	0-0-0	at Alabama	1-1-2, qh
Troy	0-0-0	at Missouri	3-2-5, 0.5-1 tfl, qh
Missouri	0-2-2	Auburn	1-0-1
at Vanderbilt	2-1-3, 2-6 tfl	Vanderbilt	
Kentucky	0-0-0	at Kentucky	

#3 BYRON MOORE

DB, 6-0, 208, R Sr., Carson, Calif.

- 2013 Phil Steele Preseason Third Team All-SEC
- As a reserve in the secondary, has 22 tackles, two passes defended and a forced fumble in 10 games in 2013
- **Tied for second on team with six special teams tackles**
- Made four tackles vs. #7 Auburn (11/9)
- Three tackles including a TFL at #10 Missouri (11/2)
- Four tackles and forced a fumble at #1 Alabama (10/26)
- Three tackles vs. #6 Georgia (10/5)
- Two stops and two passes defended vs. WKU (9/7)
- Opened 2013 with team-high five tackles vs. Austin Peay (8/31)
- In 2012, was the starting strong safety for first three games, slid over to start at free safety after Brian Randolph's injury, where he started final nine games
- Second on team in tackles with 86, with five interceptions; tied for eighth in the NCAA in total interceptions (five); tied for 11th in the NCAA and first in the SEC with 0.42 interceptions per game
- Double-figure tackles in four of final nine games with 66 total tackles in those games (7.3 per game)
- Picked off fourth interception of season, returned INT 35 yards for first-career touchdown at #5 Georgia (9/29/12), also made six tackles with 0.5 TFL
- Honored As Southern Pigskin SEC Defensive Player of the Week and CFPA Defensive Back Weekly Honor Roll (9/24/12)
- Double-figure tackle game with 10 tackles along with two interceptions vs. Akron (9/22/12); first Vol with two interceptions in a game since Eric Berry in 2007
- In 2011, played 11 games, had six tackles
- Began career at USC and redshirted in 2009 before playing a JUCO year at Los Angeles Harbor

>> Full profile on Media Guide Page 76

CAREER STATS

Defense/GP/GS	UT	AT	TT	Sack	TFL	FF	FR	PD	Int	High Tk
2011	11/2	4	2	6	0-0	0-0	1	0	1	0-0
2012	12/12	48	38	86	0-0	2-4	0	0	9	5-88
2013	10/0	16	6	22	0-0	1-1	1	0	2	0-0
Totals	33/14	68	46	114	0-0	3-5	2	0	12	5-88

CAREER HIGHS

Tackles	12 vs. Troy, 11/3/12
Forced Fumble	1 vs. Middle Tenn, 11/5/11 & at Alabama, 10/26/13
Interceptions	2 vs. Akron, 9/22/12
Touchdowns	1 at Georgia 9/29/12
10-Tackle Games	4 (last 12 vs. Troy, 11/3/12)

GAME-BY-GAME

2011 Opp.	U-A-T, Other	2012 Opp.	U-A-T, Other
Montana	0-0-0	vs. NC State	8-0-8, 1-18 int
Cincinnati	0-0-0	Ga. State	3-2-5
at Florida	0-0-0	Florida	2-5-7
Buffalo	1-0-1	Akron	4-6-10, 2-35 int, 3pd
Georgia	0-0-0	at Georgia	3-3-6, 0.5-1 tfl, 1-35 int/TD
LSU	0-0-0	at Miss State	1-1-10, pd
at Alabama	0-1-1	Alabama	6-9-7
South Carolina	2-0-2	at So. Carolina	8-3-11, 1-3 tfl
MTSU	1-0-1, ff	Troy	7-5-12, 0.5-0 tfl
at Arkansas	0-1-1	Missouri	3-2-5, pd
Vanderbilt	0-0-0	at Vanderbilt	0-2-2, 1-0 int, pd
at Kentucky	0-0-0	Kentucky	3-0-3, qh
2013 Opp.	U-A-T, Other	2013 Opp.	U-A-T, Other
Austin Peay	3-2-5	So. Carolina	0-0-0
W. Kentucky	1-1-2, 2 pd	at Alabama	1-3-4, ff
at Oregon	1-0-1	at Missouri	3-0-3, 1-1 tfl
at Florida	0-0-0	Auburn	4-0-4
So. Alabama	0-0-0	Vanderbilt	
Georgia	3-0-3	at Kentucky	

#20 RAJION NEAL

Pronounced (RAY-zhon)

TB, 5-11, 212, Sr., Fayetteville, Ga.

- Starting tailback as a senior, gained **team-high 895 rushing yards** in 10 starts along with **team-best 10 touchdowns**; also has 21 catches for 103 yards
- **Four 100-yard games as a senior in 2013**
- **Averaging 89.5 yards per game in 2013 including 116.0 over four games (9/28-10/26)**
- **1,934 career rushing yards, ranks 15th all-time at UT; next on list: #14 Stanley Morgan (1,952), #13 Aaron**

Hayden (2,061)

- **Six career 100-yard rushing games, four in 2013, including two games in a row (9/28-10/5)**
- Ran for 124 yards including a 17-yard touchdown vs. #7 Auburn (11/9)
- Scored first touchdown by an opponent at #1 Alabama (10/26) this season on a 3-yard rush; ran for 70 yards
- Ran for 77 yards including 5-yard TD score vs. #11 South Carolina (10/19)
- Against homestate #6 Georgia, ran for 148 yards, most by a Vol vs. an SEC foe since Hardesty with 179 vs. UK in 2009, on a career-high 28 carries; scored two rushing TDs on carries of 1 and 7 yards to tie and give Vols the lead in the fourth quarter
- **Ran for career-high 169 yards vs. South Alabama (9/28), including career-long 53-yard scamper.** Scored on an 11-yard touchdown
- **169 rushing yards vs. South Alabama were most since Montario Hardesty ran for 179 vs. Kentucky in 2009**
- Rushed for 42 yards at #19 Florida (9/21)
- Ran for 42 yards and had four catches for 23 yards at #2 Oregon (9/15)
- **Became first Vol to run for three touchdowns in a game since Montario Hardesty (11/28/2009) when he scored on rushes of 1, 1, 7 yards vs. WKU (9/7);** ran for 74 yards
- Opened 2013 with **third career 100-yard rushing game**, picking up 141 yards including career-long 47-yard rushing touchdown vs. Austin Peay (8/31); Ran for 104 yards in the first quarter alone
- His 141 yards vs. APSU all came in the 1st half tying the sixth most in a first half in UT history (Arian Foster, '05)
- In 2012, earned starting tailback job in training camp, starting first six games of 2012 and played in 10
- Leading rusher on team with 708 yards (70.8 per game; finished with nine TDs (five rushing, four receiving)
- Had 19 receptions for 149 yards with four receiving TDs
- Gained 104 rushing yards on career-high tying 23 carries along with career-high five catches for 53 yards at #5 Georgia (9/29/12); Scored 10-yard receiving TD and 9-yard rushing score for second-career multi-TD game
- Career-high rushing yards for second game in a row with 151 yards vs. Akron (9/22/12), also scored a receiving touchdown on a 3-yard catch
- First-career multi-touchdown game with runs of 1.5 yards vs. Georgia State (9/8/12), 65 rushing yards
- In 2011, played receiver, tailback, Wildcat quarterback, played in 11 of 12 games with three starts at receiver; had 13 catches for 269 yards and carried 27 times for 134 yards with three touchdowns

>> Full profile on Media Guide Page 78

CAREER STATS

Rushing	GP/GS	No	Yds	Avg	Per/G	TD	Long	High Yd
2010	10/0	46	197	4.3	19.7	0	40-UTM	79-UTM
2011	11/3	27	134	5.0	12.2	2	20-Buf	29-Van
2012	10/6	156	708	4.5	70.8	5	29-Akr	151-Akr
2013	10/10	173	895	5.2	89.5	10	53-USA	169-USA
Total	41/19	402	1934	4.8	47.2	17	53-USA	169-USA

Receiving	GP/GS	No	Yds	Avg	Per/G	TD	Long	High Yd
2010	10/0	7	100	14.3	10.0	0	58-UGA	70-UGA
2011	11/3	13	269	20.7	24.5	1	53-UK	125-UK
2012	10/6	19	149	7.8	14.9	4	23-Troy	53-Uga
2013	10/10	21	103	4.9	10.3	0	17-Ala	23-2x
Totals	41/19	60	621	10.3	15.1	5	58-UGA	125-UK

CAREER HIGHS

Rush Attempts	28 vs. Georgia, 10/7/13
Rushing Yards	169 vs. South Alabama, 9/28/13
Receptions	5 at Georgia, 9/29/12
Receiving Yards	125 at Kentucky, 11/26/11
Touchdowns	3 vs. Western Kentucky, 9/7/13
100-Yard Rushing Games	6 (last 124 vs. Auburn, 11/9/13)

GAME-BY-GAME

2010 Opp.	Run-Yds-TD / Rec-Yd	2011 Opp.	Run-Yds-TD / Rec-Yd
UT-Martin	9-79-0	Montana	2-7-0, 4
Oregon	2-2-0	Cincinnati	3-10-0, 12
Florida	DNP	at Florida	0-0-0
UAB	4-20-0	Buffalo	3-20-1, 20 / 1-14-0
at LSU	0-0-0	Georgia	2-7-0, 11
at Georgia	2-3-0 / 3-70-0	LSU	1-5-0, 5 / 1-38-0, 38
Alabama	6-36-0 / 2-29-0	at Alabama	1-6-0, 6 / 1-1-0, 1
at S. Carolina	6-16-0 / 1-(6)-0	So. Carolina	0-0-0 / 2-10-0, 6
at Memphis	4-14-0	MTSU	3-22-0 / 1-18-0, 18
Mississippi	4-(1)-0	at Arkansas	4-24-1, 11 / 3-63-0, 50
at Vanderbilt	DNP	Vanderbilt	6-29-0, 6 / 0-0-0
Kentucky	DNP	at Kentucky	2-4-0, 7 / 4-125-1, 53
UNC (Bowl)	9-28-0 / 1-7		
2012 Opp.	Run-Yds-TD, Lg	Rec-Yd-TD, Lg	
vs. NC State	22-53-1, 8	2-(2)-0, 0	
Ga. State	13-65-2, 19	1-12-0, 12	
Florida	23-87-0, 20	2-20-0, 12	

Akron	22-151-0, 29	3-22-1, 10
at Georgia	23-104-1, 20	5-53-1, 17
at Miss State	9-40-1, 11	2-11-0, 9
Alabama	DNP-INJ	
at So.Carolina	DNP-INJ	
Troy	7-32-0, 17	1-23-1, 23
Missouri	15-68-0, 13	2-12-1, 8
at Vanderbilt	13-61-0, 19	1- (-2)-0, -2
Kentucky	9-53-0, 15	0-0-0

2013 Opp.	Run-Yds-TD, Lg	Rec-Yd-TD, Lg
Austin Peay	16-141-1, 47	1-7-0, 7
W. Kentucky	15-74-3, 12	0-0-0
at Oregon	12-42-0, 12	4-23-0, 8
at Florida	12-42-0, 15	1-9-0, 9
So. Alabama	25-169-1, 53	2-14-0, 13
Georgia	28-148-2, 43	5-19-0, 11
So. Carolina	24-77-1, 16	2 (-9)-0, 0
at Alabama	13-70-1, 43	1-13-0, 13
at Missouri	8-8-0, 4	2-4-0, 4
Auburn	20-124-1, 20	2-23-0, 16

#8 MARQUEZ NORTH

Pronounced (mar-KWEZ)

WR, 6-4, 215, Fr., Charlotte, N.C.

- Starting receiver as a true freshman; **second on team with 37 catches for team-best 494 yards** with one TD
- His 37 catches are the second-most by a freshman in UT history (behind Kelley Washington 64 in 2001)**
- His 494 receiving yards are the third-most by a freshman in UT history (behind Washington's 1,010 and Stanley Morgan's 511 in 1973)**
- Sixth among true freshmen in FBS in receiving yards with 494, first in the SEC**
- 10th among true freshmen in FBS in catches with 37**
- Became Vols first true freshman to start at wide receiver in a season opener since Marsalis Teague in 2009**
- Athlon Sports SEC Freshman of the Week (Oct. 20)**
- Five catches for 58 yards vs. #7 Auburn (11/9)
- Career-high seven catches for 68 yards at #10 Missouri (11/2)
- Had four catches for 87 yards at #1 Alabama (10/26)
- First career 100-yard game with three catches for 102 yards vs. #11 South Carolina (10/19); first freshman since Justin Hunter in 2010 with 100-yard game; made SportsCenter Top 10 play with 39-yard one-handed grab**
- Hauled in **first career touchdown for 19 yards** -- on full-extension, toe-dragging score in corner of end zone -- vs. #6 Georgia (10/5); had four catches for 47 yards
- Two catches for 20 yards vs. South Alabama (9/28)
- Four catches for 43 yards at #19 Florida (9/21)
- Three catches for nine yards at #2 Oregon (9/14)
- Made an acrobatic juggling circus catch vs. WKU (9/7) which was ESPN SportsCenter No. 3 Play of the Day and College Football No. 2 Play of the Day; finished with two catches for 27 yards
- Began college career with three catches for 33 yards vs. Austin Peay (8/31)
- Rated four-star by Rivals (No. 1 prospect in North Carolina, No. 2 wide receiver, No. 37 overall prospect in nation)
- Rated four-star by 247Composite (No. 2 prospect in North Carolina, No. 11 wide receiver and No. 90 overall prospect in nation)
- Rated four-star by ESPN (No. 4 prospect in North Carolina, No. 16 wide receiver and ESPN-150 recruit)
- 410 rushing yards and three TDs to go along with 36 catches for 922 yards and 10 TD during as a junior
- In his senior season tallied 682 rushing yards on 45 attempts for 18 touchdowns while notching 20 receptions for 322 yards and seven touchdowns
- Father Ramondo was a football player at North Carolina A&T State who went on to play in the NFL, NFL Europe and the CFL. He took part in the Super Bowl with the Tampa Bay Buccaneers in 2003

>> Full profile on Media Guide Page 79

CAREER STATS

Receiving	GP/GS	No	Yds	Avg	Per/G	TD	Long	High Yd
2013	10/10	37	494	13.4	49.4	1	48-SC	102-SC

CAREER HIGHS

Receptions	7 at Missouri, 11/2/13
Receiving Yards	102 vs. South Carolina, 10/19/13
Touchdowns	1 vs. Georgia, 10/5/13

GAME-BY-GAME

2013 Opp.	Rec-Yards-TD, Lg	2013 Opp.	Rec-Yards-TD, Lg
Austin Peay	3-33-0, 23	So. Carolina	3-102-0, 48
W. Kentucky	2-27-0, 20	at Alabama	4-87-0, 38
at Oregon	3-9-0, 5	at Missouri	7-68-0, 15

at Florida	4-43-0, 32	Auburn	5-58-0, 30
So. Alabama	2-20-0, 15	Vanderbilt	
Georgia	4-47-1, 20	at Kentucky	

#95 DANNY O'BRIEN

DL, 6-2, 287, RFr., Flint, Mich.

- Backup nose tackle, has 10 tackles in 10 games
 - Two tackles at #10 Missouri (11/2), vs. #7 Auburn (11/9)
 - Career-high three tackles including first career sack for four yards vs. #11 South Carolina (10/19)
 - Made college debut vs. Austin Peay (8/31) and made first career tackle on a 3-yard TFL
 - Comes off redshirt season as a true freshman in 2012
 - 4-star recruit by 247sports; Rivals and Scout
 - All-state defensive tackle as a senior at Powers
 - Helped Luke M. Powers Catholic High School in Flint, Michigan to the 2011 Division 5 State Championship
- >> Full profile on Media Guide Page 80

CAREER STATS

Defense/PP	GP/GS	UT	AT	TT	Sack	TFL	FF	FR	PD	Int	High Tk
2013	10/0	7	3	10	1-4	2-7	0	0	0	0-0	3-SC

CAREER HIGHS

Tackles	3 vs. South Carolina, 10/19/13
Tackle For Loss	1 vs. Austin Peay, 8/31/13
Sacks	1 vs. South Carolina, 10/19/13

GAME-BY-GAME

2013 Opp.	U-A-T, Other	2013 Opp.	U-A-T, Other
Austin Peay	1-0-1, 1-3 tfl	So. Carolina	2-1-3, 1-4, sk, 1-4 tfl
W. Kentucky	1-0-1	at Alabama	0-0-0
at Oregon	0-0-0	at Missouri	1-1-2
at Florida	0-0-0	Auburn	1-1-2
So. Alabama	0-0-0	Vanderbilt	
Georgia	1-0-1	at Kentucky	

#1 MICHAEL PALARDY

PK/P, 5-11, 177, Sr., Coral Springs, Fla.

- 2013 Ray Guy Award Semifinalist**
- 2013 SEC Coaches Preseason Third Team All-SEC
- 2013 Lindy's Preseason Third Team All-SEC
- Fourth-year specialist, spent most of 2012 as the starter at placekicker and punter
- One of seven players in FBS handling all three kicking phases, and only left-footed specialist doing all three**
- Has 52 punts for 44.6 average in 2013 with 26 punts inside the 20-yard line and 12 punts inside the 10-yd line
- Leads FBS in punts that have landed inside the 20-yard line with 26.**
- Also leads FBS in percentage of punts that have landed inside the 20-yard line with 50.0 (min. 40 punts)**
- 12 punts inside 10-yard line are second-most in FBS.**
- Ninth in NCAA and first in the SEC in punt average**
- 75.0 percentage on 36-of-48 field goals ranks second in UT history; record 77.9 by Alex Walls (53-of-68)**
- 42.8 career punting average is second all-time at UT; record 43.9 by Jerry Colquitt**
- 10th in UT career points with 213, 7th among kickers**
- 13-of-15 on field goals, 30-of-30 on extra points this year
- Equalled career-high with three made field goals (39.42,40) vs. #7 Auburn (11/9); also punted five times for 46.6 average with three punts inside the 20-yard line
- Kicked a 51-yard field goal (second-longest of career) at #10 Missouri (11/2); also punted seven times for 42.7 average including four punts in the 20-yard line
- SEC Special Teams Player of the Week, first kicker since Daniel Lincoln (Oct. 27, 2007)**
- Lou Groza Star of the Week (Oct. 21)**
- Averaged 46.2 per punt with three punts inside the 20-yard line and two inside the 10 at #1 Alabama (10/26), along with a 37-yard field goal
- Kicked first career game-winning field goal from 19 yards, as time expired to lift Vols to 23-21 upset win over #11 South Carolina (10/19); also made field goals of 37 and 33 yards in the win; punted eight balls for 40.4 average with career-best six inside 20-yard line**
- Best game of career with career-best six inside 20-yard line on six punts; booted five of six kickoffs for touchbacks and added 26-yard field goal vs. #6 Georgia (10/5)**
- Made a 40-yard field goal, while missing a 52-yarder vs. South Alabama (9/28); also punted four times for 45.5-yard average with two punts inside the 20-yard line
- Booted a 44-yard field goal; also had three punts for 41.7 average at #19 Florida (9/21)
- Career-high nine punts for 43.6 average including long of 54 and two punts inside the 20 at #2 Oregon (9/14)
- Boomed three punts for a 46.3 average including one downed at the 2-yd line vs. WKU (9/7); also added a 23-yard field goal

- Opened 2013 with a 37-yard field goal and two punts for a 44.0 average with both landing inside the 20 vs. Austin Peay (8/31)
- In 2012, served as primary kicker in nine of 12 games, making 9-of-12 on field goals, 37-of-40 on PATs
- Punted 36 times for 43.1 average with 13 punts of 50-plus yards; 16 punts inside 20 and seven punts inside 10
- Booted career-long 66-yard punt as part of a 40.0 average at #17 South Carolina (10/27/12); made 5-of-5 PATs
- Had 52 points on 25-of-26 PATs, 9-of-14 field goals; also punted 14 times for 36.8 avg
- Career-long field goal with a 52-yarder at #2 Alabama (10/22/11). Kick was longest by a Vol since Jeff Hall (53 yards) vs. Okla. St. in 1995.

>> Full profile on Media Guide Page 82

CAREER STATS

Kicking/G/S	FG	FGA	Pct.	PAT	PTS	0-29	30-39	40-49	50+	LONG
2010	11/6	5	7	71.4	13-14	28	1-1	4-4	0-1	0-1 39-SC
2011	11/11	9	14	64.3	25-26	52	5-5	1-2	2-5	1-2 52-Ala
2012	12/9	9	12	75.0	37-40	64	4-4	5-7	0-1	0-038-MSU
2013	10/10	13	15	86.7	30-30	69	3-3	5-5	4-5	1-2 51-Miz
Tot.	44/36	36	48	75.0	105-110	213	13-13	15-18	6-12	2-5 52-Ala

Punting/PP	GP/GS	No	Yds	Avg	TB	FC	I20	I10	50+	Blk	Long
2010	11/0	4	157	39.2	0	1	0	0	1	0	51-LSU
2011	11/3	14	515	36.8	0	6	1	0	0	1	46-Ala
2012	12/6	36	1551	43.1	1	10	16	7	13	0	66-SC
2013	10/10	52	2319	44.6	6	7	26	12	15	0	65-Uga
Totals	44/19	106	4542	42.8	7	24	43	19	29	1	66-SC

CAREER HIGHS

Field Goals Made	3 three times, last vs. Auburn, 11/9/13
Field Goals Attempted	4 vs. South Carolina, 10/19/13
Game-Winning Field Goal	19 yds vs. South Carolina, 10/19/13
Longest Field Goal	52 at Alabama, 10/22/11
Longest Attempt	52 three times, last vs. South Alabama, 9/28/13
PATs	7-7 vs. Troy, 11/3/12
Punts	9 at Oregon, 9/14/13
Punting Average	51.2 vs. Georgia, 10/5/13
Long Punt	66 at South Carolina, 10/27/12
Punts Inside 20	6 vs. South Carolina, 10/19/13
Kickoff Touchbacks	5 vs. Akron, 9/22/12 & vs. Georgia, 10/5/13

GAME-BY-GAME

2010 Opp.	FG-FGA, Seq.	PATs	Punts-Yds-Avg, Lg
at LSU	0-1, 45	2-2	1-51-51.0, 51
at Georgia	0-0	2-2	
Alabama	1-2, (33) 52	1-1	
at So. Carolina	1-1 (39)	3-3	
at Memphis	3-3 (24) (32) (33) 5-6		
Kentucky	0-0	0-0	3-106-35.3, 46

2011 Opp.	FG-FGA, Seq.	PATs	Punts-Yds-Avg, Lg
Montana	0-0	6-6	2-81-40.5, 44
Cincinnati	1-2, 43 (37)	6-6	0-0
at Florida	1-2, 37 (20)	2-2	1-39-39.0, 39 Blk
Buffalo	2-2, (28) (28)	5-5	0-0
Georgia	2-3, 51 (28) (43)	0-1	0-0
LSU	0-0	1-1	1-42-42.0
at Alabama	2-2, (40) (52)	0-0	5-200-40.0, 46 1-5 Passing
South Carolina	1-2, (22) 47	0-0	3-106-35.3, 45 11-20
MTSU	DNP		
at Arkansas	0-0	1-1	2-47-23.5, 35
Vanderbilt	0-0	3-3	0-0
at Kentucky	0-1, 46	1-1	0-0

2012 Opp.	FG-FGA, Seq.	PATs	Punts-Yds-Avg, Lg
NC State	2-2 (34) (20)	3-4	0-0
Ga. State	0-1 39	5-6	1-31-31.0, 31
Florida	0-0	0-0	3-133-44.3, 50
Akron	0-0	0-0	0-0
at Georgia	0-0	1-1	0-0
at Miss State	1-1 (38)	4-4	3-134-44.7, 54
Alabama	2-2 (32) (21)	1-1	5-241-48.2, 56
at So. Carolina	0-0	5-5	5-200-40.0, 66
Troy	2-3 39 (21) (31)	7-7	3-111-37.0, 43
Missouri	0-1 43	6-6	4-183-45.8, 59
at Vanderbilt	1-1 (28)	1-1	7-305-43.6, 51
Kentucky	1-1 (33)	4-5	5-213-42.6, 52

2013 Opp.	FG-FGA, Seq.	PATs	Punts-Yds-Avg, Lg
Austin Peay	1-1 (37)	6-6	2-88-44.0, 53
W. Kentucky	1-1 (23)	7-7	3-139-46.3, 54
at Oregon	0-0	2-2	9-392-43.6, 54
at Florida	1-1 (44)	2-2	3-125-41.7, 46
So. Alabama	1-2 (40) 52	4-4	4-182-45.5, 51
Georgia	1-1 (26)	4-4	6-307-51.2, 65
So. Carolina	3-4 (37) 46 (33) (19)	2-2	8-323-40.4, 64
at Alabama	1-1 (37)	1-1	5-231-46.2, 56
at Missouri	1-1 (51)	1-1	7-299-42.7, 51
Auburn	3-3 (39)(42)(40)	2-2	5-233-46.6, 54

#12 NATHAN PETERMAN

QB, 6-2, 221, RFr., Fruit Cove, Fla.

- Competing for time at quarterback, has started once
- Suffered broken hand at Florida (9/21) and was sidelined at least five weeks
- Returned to practice on Oct. 29, throwing in drills
- Completed 10-of-23 for 45 yards in four games in 2013
- Drew first career start at #19 Florida (9/21) -- 71 miles from his hometown of Fruit Cove -- and completed 4-of-11 for five yards in the first half
- Threw for 12 yards on 2-of-4 at #2 Oregon (9/14)
- Redshirt freshman signal caller made college debut vs. Austin Peay (8/31), completed 4-of-8 for 28 yards
- 2012 SEC Academic Honor Roll
- Redshirt season in 2012 as a true freshman
- 4-star recruit by Rivals and 3-star recruit by ESPN, 247Sports and Scout
- Honored as the Offense-Defense National Scholar-Athlete of the Year following senior year at Bartram Trail High School in St. Johns, Fla.
- Honored as St. Johns County Football Player of the Year after leading Bears to second state semifinal appearance in school history
- Threw for 2,932 yards with 36 touchdowns in leading the Bears to a 12-2 record
- His 36 TD passes rank second all-time in St. Johns County history, to Tim Tebow (46 TDs in 2004)

>> Full profile on Media Guide Page 84

CAREER STATS

Passing	GP/GS	Com	Att	TD	Int	Yds	Per/G	Long	High Yd
2013	4/1	10	23	0	2	45	11.2	15-AP	28-AP

CAREER HIGHS

Completions	4 vs. Austin Peay, 8/31/13 & at Florida, 9/21/13
Attempts	11 at Florida, 9/21/13
Yards	28 vs. Austin Peay, 8/31/12
Touchdowns	none

GAME-BY-GAME STATISTICS

2013 Opp.	Comp	Att	TD	INT	Pct.	Yards	Long
Austin Peay	4	8	0	0	50.0	28	15
W. Kentucky	0	0	0	0	0	0	0
at Oregon	2	4	0	0	50.0	12	11
at Florida	4	11	0	2	36.4	5	9

#47 JOHN PROPST

LB, 6-0, 219, Sr., Hoover, Ala.

- Listed as a backup at MIKE linebacker for 2013
 - Has seven tackles in 10 games; 42 career games at UT
 - In return to home state, had a tackle at #1 Alabama (10/26)
 - Three stops at #2 Oregon (9/14)
 - Made one tackle in each of the first two games
 - Played in 32 games in first three years with the Vols as a special teams contributor and backup linebacker
 - Made three tackles as a junior in 2012
 - Played in 11 games as a freshman and made 14 tackles
- >> Full profile on Media Guide Page 85

CAREER STATS

Defense	GP/GS	UT	AT	TT	Sack	TFL	FF	FR	PD	Int	High Tk
2010	11/0	5	9	14	0-0	1-1	0	0	0	0-0	6-UGA
2011	12/0	1	3	4	0-0	0.5-2	0	1	0	0-0	3-Mont
2012	9/0	1	2	3	0-0	0.5-1	0	2	0	0-0	2-GSU
2013	10/0	4	3	7	0-0	0-0	0	0	0	0-0	3-UC
Totals	42/0	11	17	28	0-0	2-4	0	1	2	0-0	6-UGA

CAREER HIGHS

Tackles	6 at Georgia, 10/9/10
Tackles for Loss	1 at Georgia, 10/9/10
Fumble Recovery	1 vs. South Carolina, 10/29/11

#37 BRIAN RANDOLPH

DB, 6-0, 199, RSo., Kennesaw, Ga.

- Returned to starting lineup as a redshirt sophomore in 2013, starting at strong safety
- Second on team with 61 tackles; leads team with three interceptions also has four passes defended
- Tied for team-lead with eight tackles vs. #7 Auburn (11/9)
- Made five tackles at #10 Missouri (11/2)
- Seven tackles in OT game vs. #6 Georgia (10/5)
- Tied career-high with 12 tackles and made game-saving interception in end zone as South Alabama (9/28) was driving with chance to tie the game in final minutes
- Game-high 11 tackles, including two TFLs, at #19 Florida (9/21); made 100th career tackle in the game
- Made five tackles at #2 Oregon (9/14)
- Named the SEC Defensive Player of the Week (9/9)

- after his eight tackle, two INT game vs. W. Kentucky
 - Intercepted first two passes of career vs. WKU (9/7) for returns of 20 and 18 yards; also raked up eight tackles and an addition pass break-up for three passes defended
 - First Vol since Byron Moore (9/22/12 vs. Akron) to have two INTs in the same game
 - Made a tackle in return to action in 2013 opener vs. Austin Peay (8/31)
 - In 2012, was starting free safety for first three games, before suffering knee injury vs. Florida (9/15/12) and missed the remainder of 2012
 - At time of injury, was leading tackler for Vols with 22 stops and two break-ups
 - 2011 Second-Team Freshman All-American by Yahoo! Sports
 - 2011 Third-Team Freshman All-American by Phil Steele
 - 2011 SEC Coaches All-Freshman Defensive Back
 - In 2011, as a true freshman played in all 12 games with eight starts, seeing action at free safety and in nickel
 - Finished fifth on team in tackles with 55 along with two pass break-ups and a TFL
 - Posted fifth-most tackles by a UT true freshman all-time with 55, ahead of Reggie White (51 in 1980)
 - Had 23 tackles in three-game span, coming against nation's top teams: #1 LSU, #2 Alabama & #14 S. Carolina
- >> Full profile on Media Guide Page 86

CAREER STATS

Defense	GP/GS	UT	AT	TT	Sack	TFL	FF	FR	PD	Int	High Tk
2011	12/8	37	18	55	0-0	1-4	1	0	2	0-0	12-UK
2012	3/3	17	5	22	0-0	2-4	0	0	2	0-0	8-NCS
2013	10/10	42	19	61	0-0	2-5	0	5	3-38	12-USA	
Totals	25/21	96	42	138	0-0	3-8	1	0	9	3-38	12-2x

CAREER HIGHS

Tackles	12 at Kentucky, 11/26/11 & vs. South Alabama, 9/28/13
TFLs	1 at Kentucky, 11/26/11 & vs. NC State, 8/31/12
Interceptions	2 vs. Western Kentucky, 9/7/13
Passes Defended	3 vs. Western Kentucky, 9/7/13
10-Tackle Games	3, last vs. South Alabama, 9/28/13

GAME-BY-GAME

2011 Opp.	U-A-T, Other	2012 Opp.	U-A-T, Other
Montana	1-0-1	vs. NC State	7-1-8, 1-2 tfl
Cincinnati	1-1-2, 2 pd	Ga. State	7-0-7
at Florida	1-1-2	Florida	3-4-7, pd
Buffalo	3-0-3	Akron	DNP-INJ
Georgia	0-0-0	at Georgia	DNP-INJ
LSU	8-1-9	at Miss State	DNP-INJ
at Alabama	7-1-8	Alabama	DNP-INJ
South Carolina	5-1-6, ff	at So. Carolina	DNP-INJ
MTSU	4-0-4	Troy	DNP-INJ
at Arkansas	2-3-5	Missouri	DNP-INJ
Vanderbilt	1-2-3	at Vanderbilt	DNP-INJ
at Kentucky	4-8-12, 1-4 tfl	Kentucky	DNP-INJ

2013 Opp.	U-A-T, Other	2013 Opp.	U-A-T, Other
Austin Peay	1-0-1	So. Carolina	1-1-2
W. Kentucky	4-4-8, 2-38 int, 3 pd	at Alabama	1-1-2
at Oregon	4-1-5	at Missouri	5-0-5, pd
at Florida	8-3-11, 2-5 int	Auburn	6-2-8
So. Alabama	7-5-12, 1-0 int	Vanderbilt	
Georgia	5-2-7	at Kentucky	

#34 JALEN REEVES-MAYBIN

LB, 6-1, 210, Sr., Clarksville, Tenn.

- True freshman has been a standout on special teams with team-best nine tackles
 - Rotated between linebacker and defensive back, playing in nine games with 12 tackles on the season
 - Had at least one tackle on special teams in six games in a row (9/21-11/2)
 - Three tackles, all on defense, vs. #7 Auburn (11/9)
 - Career best three tackles vs. Georgia (10/5); blocked a punt to resulted in a TD punt return by Devaun Swafford
 - Two special teams tackles at Florida (9/17)
 - 4-star recruit by Rivals, Scout and 247Sports
 - Gained more than 2,000 rushing yards as a senior, including 1,000 yards in three postseason games, with more than 300 yards in each game
 - Father played basketball at Louisville
- >> Full profile on Record Book Page 99

CAREER STATS

Defense	GP/GS	UT	AT	TT	Sack	TFL	FF	FR	PD	Int	High Tk
2013	9/0	6	6	12	0-0	0-0	0	0	0	0-0	3-2x

CAREER HIGHS

Tackles	3 vs. Georgia, 10/5/13 & vs. Auburn, 11/9/13
Blocked Punt	1 vs. Georgia, 10/5/13

GAME-BY-GAME

2013 Opp.	U-A-T, Other	2013 Opp.	U-A-T, Other
Austin Peay	0-0-0	So. Carolina	1-0-1
W. Kentucky	DNP	at Alabama	0-1-1
at Oregon	0-0-0	at Missouri	1-0-1
at Florida	2-0-2	Auburn	0-3-3
So. Alabama	0-1-1	Vanderbilt	
Georgia	2-1-3, blk punt	at Kentucky	

#74 ANTONIO RICHARDSON

OL, 6-6, 327, Jr., Nashville, Tenn.

- 2013 SEC Coaches Preseason First Team All-SEC
 - 2013 SEC Media Preseason Second Team All-SEC
 - 2013 Rotary Lombardi Award Watch List
 - 2013 Outland Trophy Watch List
 - 2013 Lindy's Preseason First Team All-SEC
 - 2013 Lindy's Preseason No. 5 Overall Top Tackle
 - 2013 Athlon Preseason Second Team All-American
 - 2013 Athlon Sports Preseason Second Team All-SEC
 - 2013 Phil Steele Preseason Second Team All-American
 - 2013 Phil Steele Preseason Second Team All-SEC
 - 2013 Lindy's Preseason No. 7 Top-10 NFL Talent
 - 2012 Associated Press All-SEC Second Team
 - Started last 22 games in a row at left tackle including all 10 games in 2013
 - In 2012, earned starting left tackle job in training camp as senior Dallas Thomas made move to left guard
 - Started all 12 games at left tackle in 2012
 - Helped offense to 475.9 yards per game (20th in NCAA), 315.6 yards of passing offense (15th in NCAA), just eight sacks allowed (0.67 per game/fourth in NCAA)
 - Vols had five games with 500-plus yards of total offense in 2012, the most since posting six in 1997
 - Aided offense in school-record 718 yards vs. Troy (11/3)
 - Did an outstanding job against #17 South Carolina (10/27), holding Jadeveon Clowney without a sack until late in the fourth quarter.
 - In 2011, played in all 12 games as part of offensive line on field goal and PAT attempts
- >> Full profile on Media Guide Page 87

CAREER STATS

Games Played/Started: 2011: 12/0; 2012: 12/12; 2013: 10/10; Career: 34/22

#41 DONTAVIS SAPP

Pronounced (don-TAY-vis)

LB, 6-2, 227, Sr., Valdosta, Ga.

- As a senior, starting at WILL linebacker after serving as a backup to Herman Lathers in 2012
 - Third on the team with 54 tackles; has 3.5 TFLs, four passes defended, three quarterback hurries and two fumble recoveries
 - Tied career-high with nine tackles along with a pass break-up at #10 Missouri (11/2)
 - Seven tackles at #1 Alabama (10/26)
 - Three tackles along with second fumble recovery of the season in win over #11 South Carolina (10/19)
 - Seven tackles with a TFL vs. #6 Georgia (10/5)
 - Five stops, a pass break-up and two QB hurries vs. South Alabama (9/28)
 - Career-high nine tackles along with a pass break-up and QB hurry at #19 Florida (9/21)
 - Three stops at #2 Oregon (9/14) before leaving game with an injury
 - Eight tackles including two TFLs along with a forced fumble, and fumble recovery vs. WKU (9/7); turnover was part of NCAA record four consecutive forced turnovers by Vols in first quarter and seven overall in game
 - In 2012, posted 17 tackles with 2.5 TFLs in 12 games, starting twice
 - In 2011, played in all 12 games and made 20 tackles along with a fumble recovery and a sack
 - Former defensive back moved to linebacker for 2011
- >> Full profile on Media Guide Page 88

CAREER STATS

Defense	GP/GS	UT	AT	TT	Sack	TFL	FF	FR	Blk	Int	High Tk
2010	11/0	1	4	5	0-0	0-0	0	0	0	0-0	1-5x
2011	12/0	11	9	20	1-6	1-6	1	1	0	0-0	6-UK
2012	12/2	9	8	17	0-0	2.5-10	0	1	1	0-0	4-2x
2013	10/10	25	29	54	0-0	3.5-9	1	2	0	0-0	9-2x
Total	45/12	41	46	87	1-6	7-25	2	4	1	0-0	9-UF

CAREER HIGHS

Tackles	9 at Florida, 9/21/13 & at Missouri, 11/2/13
Sacks	1 vs. Cincinnati, 9/10/11
Tackles For Loss	1.5 vs. Georgia State, 9/8/12
Fumble Recovery	1 four times, last vs. South Carolina, 10/19/13

Forced Fumble 1 vs. Western Kentucky, 9/7/13
Blocked Punt 1 vs. Troy, 11/3/12

GAME-BY-GAME

2010 Opp.	U-A-T, Other	2011 Opp.	U-A-T, Other
UT-Martin	0-0-0	Montana	2-0-2
Oregon	0-0-0	Cincinnati	2-2-4, 1-6 sk, 1-6 tfl, ff
Florida	1-0-1	at Florida	1-0-1
UAB	0-0-0	Buffalo	0-0-0
at LSU	0-1-1	Georgia	0-0-0
at Georgia	0-0-0	LSU	1-0-1
Alabama	0-0-0	at Alabama	0-0-0
at S. Carolina	0-0-0	So. Carolina	3-2-5
at Memphis	0-1-1	MTSU	1-0-1, fr
Mississippi	0-1-1	at Arkansas	0-0-0
at Vanderbilt	0-0-0	Vanderbilt	0-0-0
Kentucky	0-1-1	at Kentucky	1-5-6
UNC (Bowl)	0-0-0		

2012 Opp.	U-A-T, Other	2013 Opp.	U-A-T, Other
vs. NC State	1-0-1, 1-4 tfl	Austin Peay	0-1-1, 0.5-1
Ga. State	2-2-4, 1.5-6 tfl	W. Kentucky	5-3-8, 2-4 tfl, ff, fr
Florida	1-1-2	at Oregon	1-2-3
Akron	1-3-4, qh	at Florida	3-6-9, pd, qh
at Georgia	0-0-0	So. Alabama	2-3-5, pd, 2qh
at Miss State	0-0-0	Georgia	4-3-7, 1-4 tfl, pd
Alabama	1-0-1, fr	So. Carolina	1-2-3, 0.5-1 tfl, fr
at S. Carolina	1-1-2	at Alabama	3-4-7
Troy	0-0-0 blk punt	at Missouri	5-4-9, pd
Missouri	0-0-0	Auburn	1-1-2
at Vanderbilt	1-0-1 qh	Vanderbilt	
Kentucky	1-1-2	at Kentucky	

#96 TREVARRIS SAULSBERRY

DL, 6-4, 291, RSo., Gainesville, Fla.

- Played first three games before suffering injury at #2 Oregon (9/14); Sat out four games from Sept. 21-Oct. 19
 - Has five tackles and 0.5 sack in 2013
 - Injured again in Alabama game, has not played in Nov.
 - Returned to action at #1 Alabama (10/26)
 - Three tackles including a half TFL for a half sack vs. WKU (9/7)
 - Opened 2013 with two tackles and QB hurry vs. Austin Peay (8/31)
 - In 2012, played in four games with five tackles and a TFL
 - Redshirt season in 2011 after All-State career at Gainesville High School in Florida
- >> Full profile on Record Book Page 99

CAREER STATS

Defense	GP/GS	UT	AT	TT	Sack	TFL	FF	FR	PD	Int	High Tk
2012	4/0	4	1	5	0-0	1-1	0	0	0	0-0	5-Ala
2013	4/0	2	3	5	0.5-2	0.5-2	0	0	0	0-0	3-WKU
Totals	8/0	6	4	10	0.5-2	1.5-3	0	0	0	0-0	5-Ala

CAREER HIGHS

Tackles 5 vs. Alabama, 10/20/12
Tackles For Loss 1 vs. Alabama, 10/20/12
Sacks 0.5 vs. Western Kentucky, 9/7/13

GAME-BY-GAME

2012 Opp.	U-A-T, Other	2013 Opp.	U-A-T, Other
Ga. State	0-0-0	Austin Peay	2-0-2, qh
Alabama	4-1-5, 1-1 tfl	W. Kentucky	0-3-3, 0.5-2 sk, 0.5-2 tfl
at So. Carolina	0-0-0	at Oregon	0-0-0
Troy	0-0-0	at Florida	DNP-INJ
		at Alabama	0-0-0

#55 JACQUES SMITH

Pronounced (JOCK-kweh)

DL, 6-2, 243, Sr., Ooltewah, Tenn.

- Suffered a broken right thumb on Aug. 7, 2013, missed first two games of the season to rehab (one month)
- Played in last eight games with seven starts; making 18 tackles along with first-career interception
- **First-career interception, returned for first-career touchdown on 18-yard return vs. #7 Auburn (11/9); became first defensive lineman since Wes Brown (2009 vs. Vanderbilt) with a Pick-6**
- Made three tackles at #10 Missouri (11/2)
- Four stops at #1 Alabama (10/26)
- Five tackles -- **including 100th of career** -- with a TFL and a QB hurry vs. #6 Georgia (10/5)
- In second game, drew first start of year at #19 Florida (9/21)
- Returned to action at #2 Oregon (9/14) and made three tackles
- Despite being sidelined with awarded with team's 'Juice Man Award' after Austin Peay (8/31) game for having most sideline energy
- In 2012, started four games at JACK linebacker and two games at SLB after playing defensive line in 2010, 2011

- Played all 12 games with six starts with 33 tackles, 7.0 TFL for 31 yards and two sacks for 16 yards in 2012
 - In 2011, played in all 12 games, started eight at left end
 - Ninth on the team in tackles with 35 including 7.5 TFLs for 26 yards, ranking second on team; also, second on team with six quarterback hurries
 - Coaches' All-SEC Freshman Team honors in 2010
- >> Full profile on Media Guide Page 90

CAREER STATS

Defense	GP/GS	UT	AT	TT	Sack	TFL	FF	QH	PD	Int	High Tk
2010	13/0	15	9	24	2-7	5-18	1	4	0	0-0	5-LSU
2011	12/8	22	13	35	0-0	7.5-26	1	6	1	0-0	6-UK
2012	12/6	18	15	33	2-16	7-31	0	8	0	0-0	9-Van
2013	8/7	10	8	18	0-0	1-2	0	2	1	1-18	5-UGa
Totals	45/21	65	45	110	4-23.20	5-80	2	20	2	1-18	9-Van

CAREER HIGHS

Tackles 9 at Vanderbilt, 11/17/12
TFLs 2 three times, last at Kentucky, 11/26/11
Quarterback Hurries 4 at Mississippi State, 10/13/12
Interceptions 1 vs. Auburn, 11/9/13
Touchdowns 1 vs. Auburn, 11/9/13

GAME-BY-GAME

2010 Opp.	U-A-T, Other	2011 Opp.	U-A-T, Other
UT-Martin	4-0-4, 1-3 tfl	Montana	3-1-4, 2-7 tfl, qh
Oregon	1-0-1, 1-4 tfl	Cincinnati	3-2-5, 0.5-5 sk, 0.5-5 tfl
Florida	1-0-1	at Florida	4-1-5, 2-5 tfl, pd
UAB	1-0-1	Buffalo	0-0-0, qh
at LSU	1-0-1	Georgia	1-2-3, 1-1 tfl
at Georgia	2-1-3, 1-4 tfl	LSU	1-4-5
Alabama	1-0-1	at Alabama	0-0-0, qh
at S. Carolina	2-0-2	So. Carolina	1-0-1
at Memphis	1-0-1, 1-5 sk, 1-5 tfl, ff	MTSU	2-0-2, ff
Mississippi	1-1-2, 1-2 sk, 1-2 tfl	at Arkansas	1-2-3
at Vanderbilt	0-0-0	Vanderbilt	1-0-1, qh
Kentucky	1-2-3	at Kentucky	5-1-6, 2-8 tfl
UNC (Bowl)	0-0-0		

2012 Opp.	U-A-T, Other	2013 Opp.	U-A-T, Other
vs. NC State	3-1-4	Austin Peay	DNP-INJ
Ga. State	1-0-1, qh	W. Kentucky	DNP-INJ
Florida	2-4-6, 1-3 tfl, qh	at Oregon	3-0-3
Akron	0-1-1	at Florida	0-1-1
at Georgia	1-0-1	So. Alabama	0-0-0 qh
at Miss State	1-4-5, 1-10 sk, 1.5-12 tfl, 4 qh	Georgia	2-3-5, 1-2 tfl, qh
Alabama	0-0-0	So. Carolina	0-0-0
at S. Carolina	0-0-0	at Alabama	1-3-4
Troy	1-0-1, 1-2 tfl, qh	at Missouri	2-1-3
Missouri	1-0-1, 1-6 tfl	Auburn	2-0-2, 1-18 int-TD
at Vanderbilt	6-3-9, 1.5-2 tfl, qh	Vanderbilt	
Kentucky	2-2-4, 1-6 sk, 1-6 tfl	at Kentucky	

#25 JOSH SMITH

WR, 6-2, 193, Fr., Knoxville, Tenn.

- Local product is a co-starter as a true freshman receiver
 - In nine games, with four starts, in 2013 has 12 catches for 182 yards with one touchdown
 - Returned with a 9-yard catch at #1 Alabama (10/26)
 - Missed game vs. #11 South Carolina (10/19) with injury
 - Made a 26-yard catch vs #6 Georgia (10/5)
 - **First career touchdown on a 29-yard pass** as part of three catches for 40 yards vs. South Alabama (9/28)
 - In first career start, caught a career-long 51 yard catch at #2 Oregon (9/14)
 - Led Vols with three catches for 36 yards vs. WKU (9/7)
 - One of 11 true freshman to make debut vs. Austin Peay (8/31), made first career catch for nine yards
 - 3-star recruit by Rivals, 247Sports and ESPN
 - All-State wide receiver at CAK as a junior and senior
 - Racked up more than 4,000 receiving yards along with 52 receiving touchdowns in prep career
 - As a senior in 2012, hauled in 65 catches for 1,176 yards and 15 touchdowns despite being sidelined early in season with a broken collarbone
- >> Full profile on Media Guide Page 92

CAREER STATS

Receiving	GP/GS	No	Yds	Avg	Per/G	TD	Long	High Yd
2013	9/4	12	182	15.2	20.2	1	51-UO	51-UO

CAREER HIGHS

Receptions 3 vs. W. Kentucky, 9/7/13 & So. Alabama, 9/28/13
Receiving Yards 51 at Oregon, 9/14/13
Touchdowns 1 vs. South Alabama, 9/28/13

GAME-BY-GAME

2013 Opp.	Rec-Yards-TD, Lg	2013 Opp.	Rec-Yards-TD, Lg
Austin Peay	1-9-0, 9	So. Carolina	DNP-INJ
W. Kentucky	3-37-0, 16	at Alabama	1-9-0, 9
at Oregon	1-51-0, 51	at Missouri	1-9-0, 9
at Florida	1-2-0, 2	Auburn	
So. Alabama	3-40-1, 29	Vanderbilt	

Georgia 1-26-0, 26 at Kentucky

#29 TOM SMITH

RB, 5-11, 220, RSo., Apopka, Fla.

- Listed as a backup tailback heading into 2013
 - In 10 games has 24 carries for 95 yards
 - Playing on special teams has six tackles in 2013 with one in each of first three games
 - 10 rushing yards and a catch for three yards and a special teams tackle at #1 Alabama (10/26)
 - Two special teams tackles in win over So. Carolina (10/19)
 - Ran for 27 yards on three totes vs. South Alabama (9/28)
 - Ran for 29 yards on nine carries in 2013 opener vs. Austin Peay (8/31)
 - Did not play in any games in 2012
 - As true freshman in 2011, ran for 34 yards in three games
- >> Full profile on Media Guide Page 92

CAREER STATS

Rushing	GP/GS	No	Yds	Avg	Per/G	TD	Long	High Yd
2011	3/0	13	34	2.6	11.3	0	8-Buf	28-Buf
2012	0/0	0	0	0	0	0	--	--
2013	10/0	24	95	4.0	9.5	0	12-USA	29-APSU
Totals	13/0	37	129	3.5	9.2	0	12-USA	29-APSU

CAREER HIGHS

Rushes 10 vs. Buffalo, 10/1/11
Rushing Yards 29 vs. Austin Peay, 8/31/13
Receptions 1 at Alabama, 10/26/13
Receiving Yards 3 at Alabama, 10/26/13

GAME-BY-GAME

2011 Opp.	Run-Yards-TD, Lg	2013 Opp.	Run-Yards-TD, Lg
Montana	3-6-0.5	Austin Peay	9-29-0.8
Buffalo	10-28-0, 8	W. Kentucky	0-0-0
Arkansas	0-0-0, 0	at Oregon	5-25-0, 7
		at Florida	0-0-0
		So. Alabama	3-22-0, 12
		Georgia	0-0-0
		So. Carolina	0-0-0
		at Alabama	4-10-0, 5 / 1-3 rec
		at Missouri	3-4-0, 3
		Auburn	0-0-0

#64 JAMES STONE

OL, 6-3, 291, Sr., Nashville, Tenn.

- 2013 SEC Coaches Preseason Third Team All-SEC
 - 2013 SEC Media Preseason Third Team All-SEC
 - 2013 Rimington Watch List
 - 2013 Lindy's Preseason Second Team All-SEC
 - 2013 Athlon Sports Preseason Second Team All-SEC
 - 2013 Phil Steele Preseason Second Team All-SEC
 - 2013 Reese's Senior Bowl Watch List
 - Started last 22 games in a row (21 as center and one at left guard) as including all 10 games this season
 - Started at left guard for first time since 2011 in win over #11 South Carolina (10/19), played most of game at center
 - Started all 12 games in 2012 at center
 - Regained starting center role in preseason camp after starting first six games of 2011 at center
 - A left-hander, Stone snaps under center with right hand and shotgun snaps with left hand
 - Helped offense to 475.9 yards per game (20th in NCAA), 315.6 yards of passing offense (15th in NCAA), just eight sacks allowed (0.67 per game)/fourth in NCAA)
 - Vols had five games with 500-plus yards of total offense in 2012, the most since posting six in 1997
 - In 2011, played in nine of 12 games
 - Earned Sporting News and FWAA Freshman All-America honors in 2010, playing 12 games
- >> Full profile on Media Guide Page 93

CAREER STATS

Games Played/Started: 2010: 12/8; 2011: 9/7; 2012: 12/12; 2013: 10/10;
Career: 43/36

#24 DEANTHONIE SUMMERHILL

RB, 5-9, 196, R.Jr., Tusculumbia, Ala.

- Walk-on running back has run for 107 yards in eight games in 2013
 - Carried nine times for 40 yards vs. W. Kentucky (9/7)
 - Ran for 67 yards on nine carries in 2013 opener vs. Austin Peay (8/31)
 - Played one game in 2012, on special teams, making two tackles vs. Kentucky (11/24/12)
 - Running back, cornerback and track star at Deshler HS
- >> Full profile on Media Guide Page 93

CAREER STATS

Rushing	GP/GS	No	Yds	Avg	Per/G	TD	Long	High Yd
2013	8/0	18	107	5.9	14.4	0	15	APSU 67-APSU

CAREER HIGHS

Rushes	9 vs. Austin Peay, 8/31/13
Rushing Yards	67 vs. Austin Peay, 8/31/13

GAME-BY-GAME

2013 Opp.	Rush-Yards-TD, Lg	2013 Opp.	Rush-Yards-TD
Austin Peay	9-67-0, 15	W. Kentucky	9-40-0, 8

#13 DEVAUN SWAFFORD

DB, 5-11, 184, Fr., Kingsport, Tenn.

- True freshman walk-on seeing time at nickelback and special teams; played in all 10 games with one start
- Has an interception for a touchdown and a touchdown on a blocked punt along with six tackles a pass break-up in debut season
- **Recovered a blocked punt for a 15-yard punt return touchdown** to key Vols' last game surge vs. #6 Georgia (10/5); that was UT's first TD on a blocked punt since 2006
- Just the seventh Vol in history, and first true freshman, with an INT for a TD and special teams TD in the same season and the first since Dale Carter in 1990
- Drew first career start vs. South Alabama (9/28)
- **Returned first career interception 62 yards for a touchdown at #19 Florida (9/21); became first Vol with a Pick-6 at Florida since Eric Berry -- also as a true freshman -- in 2007**
- One stop and a pass break-up vs. WKU (9/7)
- One of 11 true freshmen to play in opener vs. Austin Peay (8/31), made two tackles
- Four-year letterwinner at Dobyns-Bennett serving for one season as the captain of the team
- Helped his team to three-straight Big 8 conference championships from his sophomore year as well as four straight state playoffs appearances during his time in high school
- Racked up 1,238 rushing yards for 29 touchdowns, 350 receiving yards (four TDs), while also making 25 tackles and recording five interceptions as a senior

>> Full profile on Record Book Page 94

CAREER STATS

Defense	GP/GS	UT	AT	TT	Sack	TFL	FF	FR	PD	Int	High Tk
2013	10/1	4	2	6	0-0	0-0	0	0	2	1-62	2-APSU

CAREER HIGHS

Tackles	2 vs. Austin Peay, 8/31/13
Interceptions	1 at Florida, 9/21/13
Touchdowns	1 at Florida, 9/21/13 & vs. Georgia, 10/5/13

GAME-BY-GAME

2013 Opp.	U-A-T, Other	2013 Opp.	U-A-T, Other
Austin Peay	1-1-2	So. Carolina	0-0-0
W. Kentucky	1-0-1, pd	at Alabama	0-0-0
at Oregon	1-0-1	at Missouri	0-1-1
at Florida	0-0-0, 1-62 int-TD	Auburn	0-0-0
So. Alabama	1-0-1	Vanderbilt	
Georgia	0-0-0, 1-15 PR-TD	at Kentucky	

#23 CAMERON SUTTON

DB, 6-1, 180, Fr., Jonesboro, Ga.

- Starter in 10 games at cornerback as a true freshman
- Has 34 tackles (sixth on team in tackles), a **team-high seven passes defended**, an interception return for touchdown, two fumble recoveries, 4.0 TFLs and a sack
- Six tackles including two TFLs with first-career sack vs. #7 Auburn (11/9); **sack was first by a Vols' defensive back since Prentiss Waggner in 2011**
- Three tackles at #10 Missouri (11/2)
- Two tackles with a TFL along with a fumble recovery at #1 Alabama (10/26)
- Second career interception and two tackles in win over #11 South Carolina (10/19)
- Four tackles with a pass break-up in debut vs. hometown vs. #6 Georgia (10/5)
- **Broke up three passes, posted career-best seven tackles** vs. South Alabama (9/28), also had a key 5-yard TFL
- Recovered a fumble and posted two tackles at #19 Florida (9/21)
- Four tackles at #2 Oregon (9/14)
- **Became first true freshman to return an interception for a touchdown since Eric Berry (2007 at Florida) on a 36-yard return vs. WKU (9/7), INT started run of NCAA record four consecutive forced turnovers for Vols on four consecutive plays;** also had four tackles
- Became first true freshman to start in secondary since Justin Coleman (2011) in season opener vs. Austin Peay (8/31)

- Was first newcomer to have his black stripe removed during training camp in 2013
 - 3-star recruit by Rivals, Scout, 247Sports and ESPN
 - Played both cornerback and wide receiver as well as returner and punter on special teams at Jonesboro
 - Racked up 1,396 all-purpose yards as a senior receiver and returner for the Cardinals; 19 TDs as a senior
 - Named All-State by the Atlanta Journal Constitution in Class AAAA as a senior
- >> Full profile on Media Guide Page 94

CAREER STATS

Defense	GP/GS	UT	AT	TT	Sack	TFL	FF	FR	PD	Int	High Tk
2013	10/10	30	4	34	1-7	4-10	0	2	7	2-36	7-USA

CAREER HIGHS

Tackles	7 vs. South Alabama, 9/28/13
Tackle For Loss	2 vs. Auburn, 11/9/13
Sacks	1 vs. Auburn, 11/9/13
Interceptions	1 vs. W. Kentucky, 9/7/13 & So. Carolina, 10/19/13
Touchdowns	1 vs. Western Kentucky, 9/7/13
Passes Defended	3 vs. South Alabama, 9/28/13
Fumble Recovery	1 at Florida, 9/21/13 & at Alabama, 10/26/13

2013 Opp.	U-A-T, Other	2013 Opp.	U-A-T, Other
Austin Peay	0-0-0	So. Carolina	2-0-2, 1-0 int
W. Kentucky	4-0-4, 1-36 INT-TD	at Alabama	2-0-2, 1-2 tfl, fr
at Oregon	3-1-4	at Missouri	3-0-3
at Florida	2-0-2, fr, pbu	Auburn	5-1-6, 1-7 sk, 2-10 tfl
So. Alabama	5-2-7, 1-5 tfl, 3 pbu		
Georgia	4-0-4, pbu		

#35 JaRON TONEY

DB, 5-10, 184, R.Jr., Alcoa, Tenn.

- Local product enters fourth year in program as team's starting nickelback in 2013
 - Played in all 10 games, started five games at nickelback and has 37 tackles (**fifth on team**)
 - **Tied for second on team with six special teams tackles**
 - Season-high nine tackles at #10 Missouri (11/2) including a TFL
 - Four tackles at #1 Alabama (10/26)
 - Four stops and a break-up vs. #6 Georgia (10/5)
 - Racked up eight tackles vs. South Alabama (9/28)
 - Five stops at #2 Oregon (9/14)
 - Former tailback made a major impact in the secondary playing in nickel and dime situations late in 2012 season
 - In 2012, played in 11 games, starting last four games, making 42 tackles with 37 tackles in those three starts
 - Finished seventh on team in tackles with 42, making 37 in the final four games
 - Equalled career-high with 11 tackles in season-finale vs. Kentucky (11/24/12)
 - In 2011, at tailback, ran 31 times for 74 yards including career-high 52 yards on 19 carries vs. MTSU (11/5/11)
 - Local star at Alcoa H.S., ran for Tennessee State record 50 rushing touchdowns, along with 2,358 yards
- >> Full profile on Media Guide Page 96

CAREER STATS

Defense	GP/GS	UT	AT	TT	Sack	TFL	FF	FR	PD	Int	High Tk
2011	5/0										
2012	11/4	30	12	42	0-0	2-4	0	3	0-0	11-2x	
2013	10/5	25	12	37	0-0	1-1	0	0	2	0-0	9-Miz
Totals	26/9	55	24	79	0-0	3-5	0	5	0-0	11-2x	

Kick Returns	GP/GS	No	Yds	Avg	Per/G	TD	Long	High Yd
2013	7/0	5	98	19.6	14.0	0	24	USA 66-USA

CAREER HIGHS

Tackles	11 vs. Missouri, 11/10/12 & vs. Kentucky, 11/24/12
Tackles For Loss	1 vs. Troy, 11/3/12 & vs. Kentucky, 11/24/12
Passes Defended	2 vs. Troy, 11/3/12
Kickoff Returns	3 vs. South Alabama, 9/28/13
Kickoff Return Yards	66 vs. South Alabama, 9/28/13

GAME-BY-GAME

2012 Opp.	U-A-T, Other	2013 Opp.	U-A-T, Other / KR
vs. NC State	DNP	Austin Peay	1-0-1
Ga. State	0-1-1	W. Kentucky	0-1-1
Florida	0-0-0	at Oregon	3-2-5 / 2-32-0, 19
Akron	0-0-0	at Florida	0-0-0
at Georgia	1-0-1	So. Alabama	5-3-8 / 3-66-0, 24
at Miss State	1-0-1	Georgia	3-1-4, pd
Alabama	0-0-0	So. Carolina	4-1-5, qh
at So. Carolina	2-0-2	at Alabama	3-1-4
Troy	8-2-10, 1-2 tfl, 2 pd	at Missouri	6-3-9, 1-1 tfl
Missouri	7-4-11	Auburn	0-0-0
at Vanderbilt	3-2-5, pd	Vanderbilt	
Kentucky	8-3-11, 1-2 tfl	at Kentucky	

#50 COREY VEREEN

DL, 6-2, 248, Fr., Winter Garden, Fla.

- Played in seven games after returning from knee injury suffered early in training camp
 - 12 tackles including a sack for seven yards, a TFL and two quarterback hurries
 - Career-best four tackles vs. #7 Auburn (11/9)
 - Notched three tackles in back-to-back games at #1 Alabama (10/26) and at #10 Missouri (11/2)
 - Posted first-career sack, tackle for loss and tackle on a 7-yard loss vs. #6 Georgia (10/5)
 - Made college debut at Florida (9/21/13)
- >> Full profile on Media Guide Page 97

CAREER STATS

Defense	GP/GS	UT	AT	TT	Sack	TFL	FF	FR	QH	Int	High Tk
2013	7/0	8	4	12	1-7	1-7	0	0	2	0-0	4-AU

CAREER HIGHS

Tackles	4 vs. Auburn, 11/9/13
Sacks	1 vs. Georgia, 10/5/13

2013 Opp.	U-A-T, Other	2013 Opp.	U-A-T, Other
Austin Peay	DNP-INJ	So. Carolina	1-0-1
W. Kentucky	DNP-INJ	at Alabama	2-1-3
at Oregon	DNP-INJ	at Missouri	1-2-3, pbu
at Florida	0-0-0	Auburn	3-1-4
So. Alabama	0-0-0, qh	Vanderbilt	
Georgia	1-0-1, 1-7 sk, 1-7 tfl, qh	at Kentucky	

#58 MARLON WALLS

DL, 6-2, 272, RSr., Olive Branch, Miss.

- Backing up on defensive line as a senior in 2013
 - Has 19 tackles, **team-best 4.5 sacks** and **team-high 6.5 TFLs** in nine games
 - Best game of his career came in win over #11 South Carolina (10/19) as he had **career highs of 2.5 sacks, 2.5 TFLs** in making four tackles
 - Racked up three tackles including a TFL, forced a fumble and QB hurry at #19 Florida (9/21)
 - Recorded a 6-yard sack as part of four tackles at #2 Oregon (9/14)
 - Posted three tackles with 1.5 TFLs and a 3-yard sack in 2013 opener vs. Austin Peay (8/31)
 - In 2012, played in all 12 games with a start, making 13 tackles
 - In 2011, played in all 12 games, starting four, posted 22 tackles along with 3.0 TFLs, a sack
- >> Full profile on Media Guide Page 97

CAREER STATS

Defense	GP/GS	UT	AT	TT	Sack	TFL	FF	FR	QH	Int	High Tk
2009	7/0	2	0	2	0-0	0-0	0	0	0	0-0	2-Mem
2010											Injured-Redshirt Season
2011	12/4	12	10	22	1-6	3-9	0	0	5	0-0	4-2x
2012	12/1	5	8	13	0-0	1-1	0	2	0-0	5-Mizz	
2013	9/0	15	4	19	4.5-21	6.5-27	1	0	2	0-0	4-2x
Totals	40/5	34	22	56	5.5-27	10.5-37	1	0	9	0-0	5-Mizz

CAREER HIGHS

Tackles	5 vs. Missouri, 11/10/12
Sacks	2.5 vs. South Carolina, 10/19/13
Tackles For Loss	2.5 vs. South Carolina, 10/19/13

GAME-BY-GAME

2011 Opp.	U-A-T, Other	2012 Opp.	U-A-T, Other
Montana	2-2-4, 0.5-1 tfl	vs. NC State	0-1-1
Cincinnati	1-0-1	Ga. State	0-1-1, qh
at Florida	2-0-2	Florida	0-0-0
Buffalo	1-0-1, 1-6 sk, 1-6 tfl	Akron	1-3-4
Georgia	2-0-2	at Georgia	0-1-1
LSU	1-0-1, 1-1 tfl, qh	at Miss State	0-0-0
at Alabama	0-1-1, 0.5-1 tfl	Alabama	0-0-0
South Carolina	3-1-4, qh	at S. Carolina	0-0-0
MTSU	0-2-2, qh	Troy	0-0-0
at Arkansas	0-0-0	Missouri	3-2-5
Vanderbilt	0-2-2, qh	at Vanderbilt	1-0-1, 1-1 tfl
at Kentucky	0-2-2	Kentucky	0-0-0, pd

2013 Opp.	U-A-T, Other	2013 Opp.	U-A-T, Other
Austin Peay	2-1-3, 1.5-4 tfl, 1-3 sk	So. Carolina	3-1-4, 2.5-12 sk, 2.5-12 tfl
W. Kentucky	1-0-1, qh	at Alabama	0-1-1
at Oregon	4-0-4, 1-6 sk, 1-6 tfl	at Missouri	1-0-1
at Florida	3-0-3, 1-5 tfl, ff, qh		
So. Alabama	0-1-1		
Georgia	1-0-1		

#71 DYLAN WIESMAN

OL, 6-3, 308, Fr., Cincinnati, Ohio

- Enters freshman season as the Vols' backup right guard
- Played in nine games as a true freshman
- Made college debut vs. Western Kentucky (9/7)
- Rated three-star by Rivals, 247Sports, ESPN and Scout
- Named Associated Press Division I first-team as a senior
- A three-year starter for the Cardinals helping his team to three straight Greater Miami (Ohio) Conference titles
- Compiled a 33-4 overall record and a perfect 21-0 conference record in his three years

>> Full profile on Media Guide Page 99

CAREER STATS

Games Played/Started: 2013: 9/0; Career: 9/0

#54 JORDAN WILLIAMS

DL, 6-5, 260, Jr., Gainesville, Fla.

- Earned starting defensive end spot in training camp after injury to Jacques Smith
- Posted 18 tackles in 10 games with three starts
- Three tackles vs. #7 Auburn (11/9)
- In return to hometown, Gainesville, made two tackles at #19 Florida (9/21)
- Four stops at #2 Oregon (9/14)
- Four tackles with 1.5 sacks for 1.5 TFLs vs. WKU (9/7)
- Started at end vs. Austin Peay (8/31) and had a tackle
- In 2012, started five of last six games at JACK linebacker after backing up early in season
- Played 10 games with five starts, posting 17 tackles in 2012
- Career-high five tackles, including career-best three TFLs and third-career sack vs. Kentucky (11/24/12)
- In 2011, played in nine games with four tackles and sack

>> Full profile on Media Guide Page 99

CAREER STATS

Defense	GP/GS	UT	AT	TT	Sack	TFL	FF	FR	QH	Int	High Tk
2011	9/0	3	1	4	1-6	1-6	0	0	0	0	1-3x
2012	10/5	12	5	17	2-14	4-17	0	0	0	0-0	5-UK
2013	10/3	9	9	18	1.5-8	1.5-8	0	0	0	0-0	4-WKU
Totals	29/8	23	15	38	4.5-28	6.5-31	0	0	1	0-0	5-UK

CAREER HIGHS

Tackles	5 vs. Kentucky, 11/24/12
Tackles For Loss	3 vs. Kentucky, 11/24/12
Sacks	1.5 vs. Western Kentucky, 9/7/13

GAME-BY-GAME

2011 Opp.	U-A-T, Other	2012 Opp.	U-A-T, Other
Montana	DNP	vs. NC State	DNP
Cincinnati	DNP	Ga. State	2-2-4
at Florida	DNP	Florida	0-0-0
Buffalo	1-0-1, 1-6 sk, 1-6 tfl	Akron	0-0-0
Georgia	0-0-0	at Georgia	0-0-0
LSU	0-0-0	at Miss State	0-0-0
at Alabama	0-0-0	Alabama	0-2-2
South Carolina	1-0-1	at So. Carolina	2-0-2
MTSU	0-1-1	Troy	1-0-1
at Arkansas	1-0-1	Missouri	2-0-2, 1-6 sk, 1-6 tfl
Vanderbilt	0-0-0	at Vanderbilt	0-0-0
at Kentucky	0-0-0	Kentucky	5-0-5, 1-8 sk, 3-11 tfl

2013 Opp.	U-A-T, Other	2013 Opp.	U-A-T, Other
Austin Peay	1-0-1	So. Carolina	1-0-1
W. Kentucky	2-2-4, 1.5-8 sk, 1.5-8 tfl	at Alabama	0-0-0
at Oregon	3-1-4	at Missouri	1-0-1 gh
at Florida	0-2-2	Auburn	0-3-3
So. Alabama	1-1-2	Vanderbilt	
Georgia	0-0-0	at Kentucky	

#14 JUSTIN WORLEY

QB, 6-4, 222, Jr., Rock Hill, S.C.

- Underwent thumb surgery on Oct. 29, expected to miss four weeks
- Competed and earned starting quarterback role in four-man battle during 2013 training camp
- In eight games, seven starts, has thrown for 1,239 yards on 109-of-196 for 55.6 completion percentage with 10 touchdowns
- Played first half in loss at #1 Alabama (10/26) before sitting out second half with injury; threw for 120 yards
- Led Vols to upset of #11 South Carolina (10/19) throwing for 179 yards on 19-of-34 with one touchdown; also ran for 18 yards including a key 13-yard first-down run
- Nearly led Vols to upset over #6 Georgia (10/5) as he threw for 215 yards on 17-of-31 with a TD pass
- Returned to start vs. South Alabama (9/28) and threw for 204 yards on 20-of-36 with two TD and three INTs

- Came on in relief at #19 Florida (9/21) and threw for 149 yards on 10-of-23 including 18-yard touchdown pass to Pig Howard
- Career-long 51-yard pass to Josh Smith as part of 126 yards on 13-of-25 at #2 Oregon (9/14) along with a TD 4-yard pass to Jason Croom
- Threw for 142 yards on 11-of-19 with a touchdown vs. WKU (9/7)
- Started opener vs. Austin Peay (8/31) and completed 11-of-13 for 104 yards with three touchdown passes
- Started three games as a true freshman in 2011 and has played nine games overall with the Vols prior to 2013
- In 2012, served as the backup to Tyler Bray, currently with the Kansas City Chiefs
- Played in five games in 2012, completing 15-of-23 passes for 134 yards
- In 2011, started three games (Oct. 29-Nov. 12), throwing for 604 yards on 48-of-87 with a touchdown and three interceptions
- Threw for 208 yards on 15-of-29 at #8 Arkansas (11/12) playing first three quarters
- Won first college game vs. MTSU (11/5) throwing for 291 yards on 23-of-32 with first-career TD pass
- Made first-career college start vs. #14 South Carolina (10/29) throwing for 105 yards on 10-of-26 passing

>> Full profile on Media Guide Page 100

CAREER STATS

Passing	GP/GS	Com	Att	TD	Int	Yds	Per/G	Long	High Yd
2011	4/3	48	87	1	3	604	151.0	50	Ark 291-MT
2012	5/0	15	23	0	2	134	26.8	19	GSU 64-GSU
2013	8/7	109	196	10	8	1239	154.9	51	UO 215-Uga
Totals	17/10	172	306	11	13	1977	116.3	51	UO 291-MT

CAREER HIGHS

Completions	23 vs. Middle Tennessee, 11/5/11
Attempts	36 vs. South Alabama, 9/28/13
Yards	291 vs. Middle Tennessee, 11/5/11
Touchdowns	3 vs. Austin Peay, 8/31/13
Longest Completion	51 at Oregon, 9/14/13

GAME-BY-GAME STATISTICS

2011 Opp.	Comp	Att	TD	INT	Pct.	Yards	Long
at Alabama	0	0	0	0	0	0	0
South Carolina	10	26	0	2	38.4	105	26
Middle Tennessee	23	32	1	0	71.9	291	47
at Arkansas	15	29	0	1	51.7	208	50

2012 Opp.	Comp	Att	TD	INT	Pct.	Yards	Long
Georgia State	4	8	0	1	50.0	64	19
Akron	0	0	0	0	0	0	0
Alabama	3	4	0	0	75.0	19	15
at Vanderbilt	8	11	0	1	72.7	51	17
Kentucky	0	0	0	0	0	0	0

2013 Opp.	Comp	Att	TD	INT	Pct.	Yards	Long
Austin Peay	11	13	3	0	84.6	104	23
W. Kentucky	11	19	1	1	57.9	142	37
at Oregon	13	25	1	0	52.0	126	51
at Florida	10	23	1	2	43.5	149	32
So. Alabama	20	36	2	3	55.6	204	29
Georgia	17	31	1	0	54.8	215	33
So. Carolina	19	34	1	0	55.9	179	48
at Alabama	8	15	0	2	53.3	120	43

#19 DEVRIN YOUNG

WR/KR, 5-8, 171, Jr., Knoxville, Tenn.

- Underwent surgery on 9/5/13 after suffering a broken hand, missed five games from Sept. 7 through Oct. 5 before returning vs. South Carolina (10/19)
- Moved to wide receiver as a junior in 2013 after playing running back for first two years with the Vols
- **Ranks fifth in career kickoff return yards with 1,151** in 24 games; Next on the list: #4 David Oku (1,175), #3 Corey Larkins (1,307)
- Moved to fifth on career kickoff return yardage list with four returns for 74 yards vs. #7 Auburn (11/9)
- At #10 Missouri (11/2), returned four kickoffs for 91 yards and two punts for 19 yards
- **Career-high 146 kickoff return yards** on five returns at #1 Alabama (10/26); His 146 KO return yards were the most by a Vol since David Oku's 149 vs. Ole Miss in 2009
- Returned to action with 4-yard catch and a kickoff return for 12 yards in win over #11 South Carolina (10/19)
- All-around debut in 2013 opener vs. Austin Peay (8/31) with 94 all-purpose yards (58 on kick returns, 21 in punt returns, nine receiving and six rushing); First-career touchdown on a 9-yard catch in the first quarter; 58-yard kickoff return was second longest of career
- In 2012, saw time in backup tailback role and returner; compiled 446 all-purpose yards in 2012 (155 punt return, 142 kickoff return, 140 rushing and 9 receiving)

- In 2011, played in nine games, finished third on team in all-purpose yards with 756 and second best on team 84.0 per game
- Had 27 kickoff returns for 628 yards along with eight punt returns for 94 yards
- Total of 628 kickoff yards, ranked fifth-most in a single-season in UT history
- Made 27 kickoff returns, tied for fourth-most in a single-season in UT history
- Had 135 kickoff return yards vs. #1 LSU (10/15) including career-long 60-yarder. Also made first-career catch vs. LSU for 21 yards.
- Made debut vs. Buffalo (10/1) to be one of 15 true freshmen to play in 2011 after missing first three games recovering from a broken collarbone
- In first game, returned punts and kickoffs and saw time in the slot on offense. Returned first punt for 43 yards (longest since Dennis Rogan, 45 yards in 2007) and brought back two kickoffs for 51 yards vs. Buffalo (10/1)

>> Full profile on Media Guide Page 101

CAREER STATS

Rushing	GP/GS	No	Yds	Avg	Per/G	TD	Long	High Yd
2011	9/1	6	9	1.5	1.0	0	6-2x	6-2x
2012	10/0	33	140	4.2	14.0	0	30-GSU	58-MSU
2013	5/0	1	6	6.0	1.2	0	6-AP	6-AP
Totals	24/1	40	155	3.9	6.5	0	30-GSU	58-MSU

Receiving	GP/GS	No	Yds	Avg	Per/G	TD	Long	High Yd
2011	9/1	3	25	8.3	2.8	0	21-LSU	21-LSU
2012	10/0	5	9	1.8	0.9	0	8-GSU	11-GSU
2013	5/0	2	13	6.5	2.6	1	9-AP	9-AP
Totals	24/1	10	47	4.7	2.0	1	21-LSU	21-LSU

Punt Returns	GP	No	Yds	Avg	Per/G	TD	Long	High Yd
2011	9	8	94	11.8	10.4	0	43-Buf	43-Buf
2012	10	16	155	9.7	15.5	0	35-GSU	46-GSU
2013	5	4	40	10.0	8.0	0	14-Miz	21-AP
Totals	24	28	289	10.3	12.0	0	43-Buf	46-GSU

Kickoff Returns	GP	No	Yds	Avg	Per/G	TD	Long	High Yd
2011	9	27	628	23.3	69.8	0	60-LSU	135-LSU
2012	10	8	142	17.8	14.2	0	35-NCS	45-NCS
2013	5	15	381	25.4	76.2	0	58-AP	146-Ala
Totals	24	50	1151	23.0	48.0	0	60-LSU	146-Ala

CAREER HIGHS

Rushes	13 at Mississippi State, 10/13/12
Rushing Yards	58 at Mississippi State, 10/13/12
Receiving	21 vs. LSU, 10/15/11
Punt Return	4 vs. Georgia State, 9/8/12
Punt Return Yards	46 vs. Georgia State, 9/8/12
Kickoff Return	5 vs. LSU, 10/15/11
Kickoff Return Yards	135 vs. LSU, 10/15/11

GAME-BY-GAME

2011 Opp.	Rec-Yds-TD, Lg	PR-Yds-TD, Lg	KR-Yds-TD, Lg
Buffalo	0-0-0	1-43-0, 43	2-51-0, 34
Georgia	0-0-0	2-19-0, 20	4-108-0, 50
LSU	1-21-0, 21	0-0-0	5-135-0, 60
at Alabama	1-2-0, 2	1-11-0, 11	5-100-0, 25
South Carolina	0-0-0	0-0-0	2-63-0, 38
MTSU	1-2-0, 2	3-19-0, 16	1-39-0, 39
at Arkansas	0-0-0	1-1-0, -1	4-62-0, 24
Vanderbilt	0-0-0	1-2-0, 2	2-34-0, 18
at Kentucky	0-0-0	0-0-0	2-36-0, 21

2012 Opp.	Rush-Yds-TD, Lg	Rec-Yds-TD, Lg	PR-Yds-TD, Lg	KR-Yds-TD, Lg
NC State	2-(-2)-0, 0	1-4-0, 4	1-5-0, 5	2-45-0, 35
Ga. State	8-46-0, 30	2-11-0, 8	4-46-0, 35	0-0-0
Florida	0-0-0	0-0-0	1-8-0, 8	0-0-0
Akron	0-0-0	0-0-0	3-45-0, 18	2-25-0, 15
at Georgia	3-14-0, 12	0-0-0	1-5-0, 5	5-55-0, 22
at Miss State	13-58-0, 10	0-0-0	1-(-1)-0, -1	1-17-0, 17
Alabama	5-21-0, 7	2-(-6)-0, 0	1-13-0, 13	0-0-0
at S.Carolina	2-3-0, 2	0-0-0	1-3-0, 3	0-0-0
Troy	DNP-INJ			
Missouri	0-0-0	0-0-0	2-21-0, 13	0-0-0
at Vanderbilt	DNP			
Kentucky	0-0-0	0-0-0	1-10-0, 10	0-0-0

2013 Opp.	Rush-Yds-TD, Lg	Rec-Yds-TD, Lg	PR-Yds-TD, Lg	KR-Yds-TD, Lg
Austin Peay	1-6-0, 6	1-9-1, 9	2-21-0, 11	1-58-0, 58
W. Kentucky	DNP-INJ			
at Oregon	DNP-INJ			
at Florida	DNP-INJ			
So. Alabama	DNP-INJ			
Georgia	DNP-INJ			
So. Carolina	0-0-0	1-4-0, 4	0-0-0	1-12-0, 12
at Alabama	0-0-0	0-0-0	0-0-0	5-146-0, 45
at Missouri	0-0-0	0-0-0	2-19-0, 14	4-91-0, 29
Auburn	0-0-0	0-0-0	0-0-0	4-74-0, 20
Vanderbilt				
at Kentucky				

■ 2013 Statistics

Overall: 4-6

SEC: 1-5

Home: 4-2

Away: 0-4

Neutral: 0-0

2013 » SCHEDULE & RESULTS

Date	UT (rank)	Opponent (rank)	TV	Site	Time/Result	Attend.	Top Rusher	Top Passer	Top Receiver	Top Tackler
Aug. 31	--/RV	Austin Peay	PPV	Knoxville	W, 45-0	97,169	Rajion Neal (16-141)	Justin Worley (11-13-104)	Marquez North (3-33)	Byron Moore (5)
Sept. 7	--/RV	Western Kentucky	SEC TV	Knoxville	W, 52-20	86,783	Marlin Lane (16-97)	Justin Worley (11-19-142)	J. Johnson (2-57)	LaDarrell McNeil (12)
Sept. 14	RV/RV	at #2/2 Oregon	ABC	Eugene	L, 14-59	57,895	Marlin Lane (13-63)	Justin Worley (13-25-126)	Josh Smith (1-51)	A.J. Johnson (7)
Sept. 21	--/--	at #19/18 Florida*	CBS	Gainesville	L, 17-31	90,074	Rajion Neal (12-42)	Justin Worley (10-23-149)	Pig Howard (4-75)	Brian Randolph (11)
Sept. 28	--/--	South Alabama	SEC TV	Knoxville	W, 31-24	87,266	Rajion Neal (25-169)	Justin Worley (20-36-204)	Jason Croom (3-50)	Brian Randolph (12)
Oct. 5	--/--	#6/6 Georgia*	CBS	Knoxville	L, 31-34 (OT)	102,455	Rajion Neal (28-148)	Justin Worley (17-31-215)	Pig Howard (4-70)	A.J. Johnson (8)
Oct. 19	--/--	#11/9 South Carolina*	ESPN	Knoxville	W, 23-21	95,736	Rajion Neal (24-77)	Justin Worley (19-34-179)	Marquez North (3-102)	A.J. Johnson (12)
Oct. 26	--/RV	at #1/1 Alabama*	CBS	Tuscaloosa	L, 10-45	101,821	Rajion Neal (13-70)	Justin Worley (8-15-120)	Marquez North (4-87)	A.J. Johnson (10)
Nov. 2	--/--	at #10/10 Missouri*	ESPN	Columbia	L, 3-31	65,869	Joshua Dobbs (7-45)	Joshua Dobbs (26-42-240)	Pig Howard (11-89)	A.J. Johnson (11)
Nov. 9	--/--	#7/10 Auburn* (HC)	ESPN	Knoxville	L, 23-55	102,455	Rajion Neal (20-125)	Joshua Dobbs (16-25-128)	Marquez North (5-58)	Johnson/Randolph (8)
Nov. 23	--/--	Vanderbilt*	ESPN2	Knoxville	7:00 p.m. ET					
Nov. 30	--/--	at Kentucky*	---	Lexington	TBD					

Rankings listed (AP/USA Today) HC-Homecoming *SEC Game

■ Team Statistics

	UT	OPP
SCORING	249	320
Points Per Game	24.9	32.0
FIRST DOWNS	183	217
Rushing	95	116
Passing	73	91
Penalty	15	10
RUSHING YARDAGE	1859	2259
Yards gained rushing	2008	2438
Yards lost rushing	149	179
Rushing Attempts	372	409
Average Per Rush	5.0	5.5
Average Per Game	185.9	225.9
TDs Rushing	15	23
PASSING YARDAGE	1727	2084
Comp-Att-Int	166-301-13	151-285-13
Average Per Pass	5.7	7.3
Average Per Catch	10.4	13.8
Average Per Game	172.7	208.4
TDs Passing	10	16
TOTAL OFFENSE	3586	4343
Total Plays	673	694
Average Per Play	5.3	6.3
Average Per Game	358.6	434.3
KICK RETURNS: #-Yards	33-768	34-856
PUNT RETURNS: #-Yards	12-120	21-219
INT RETURNS: #-Yards	13-202	13-278
KICK RETURN AVERAGE	23.3	25.2
PUNT RETURN AVERAGE	10.0	10.4
INT RETURN AVERAGE	15.5	21.4
FUMBLES-LOST	9-6	15-7
PENALTIES-Yards	47-359	61-499
Average Per Game	35.9	49.9
PUNTS-Yards	53-2319	46-1832
Average Per Punt	43.8	39.8
Net punt average	37.4	36.8
KICKOFFS-Yards	52-3228	60-3750
Average Per Kick	62.1	62.5
Net kick average	37.4	39.3
TIME OF POSSESSION/Game	28:54	31:06
3RD-DOWN Conversions	46/132	62/140
3rd-Down Pct	35%	44%
4TH-DOWN Conversions	5/10	8/10
4th-Down Pct	50%	80%
SACKS BY-Yards	13-66	12-74
MISC YARDS	0	48
TOUCHDOWNS SCORED	30	42
FIELD GOALS-ATTEMPTS	13-15	9-16
ON-SIDE KICKS	0-0	0-0
RED-ZONE SCORES	(31-37) 84%	(32-43) 74%
RED-ZONE TOUCHDOWNS	(23-37) 62%	(25-43) 58%
PAT-ATTEMPTS	(30-30) 100%	(41-42) 98%
ATTENDANCE	571864	315659
Games/Avg Per Game	6/95311	4/78915
Neutral Site Games		0/0

■ Score by Quarters

	1st	2nd	3rd	4th	OT	Total
Tennessee	78	76	47	48	0	249
Opponents	67	129	83	38	3	320

■ Rushing

Name	GP	Att	Gain	Loss	Net	Avg	TD	Long	Avg/G
Rajion Neal	10	173	926	31	895	5.2	10	53	89.5
Marlin Lane	9	81	468	18	450	5.6	4	54	50.0
Deanthonie Summerhill	8	20	115	0	115	5.8	0	15	14.4
Joshua Dobbs	3	20	147	33	114	5.7	0	33	38.0
Tom Smith	10	24	96	1	95	4.0	0	12	9.5
Alton Howard	9	13	81	9	72	5.5	0	20	8.0
Alden Hill	8	10	58	0	58	5.8	1	12	7.2
Justin Worley	8	19	91	35	56	2.9	0	13	7.0
Marquez North	10	1	9	0	9	9.0	0	9	0.9
Devrin Young	5	1	6	0	6	6.0	0	6	1.2
TEAM	5	4	0	5	-5	-1.2	0	0	-1.0
Nathan Peterman	4	6	11	17	-6	-1.0	0	8	-1.5
Total	10	372	2008	149	1859	5.0	15	54	185.9
Opponents	10	409	2438	179	2259	5.5	23	62	225.9

■ Passing

Name	GP	Effic	Comp-Att-Int	Pct	Yds	TD	Lng	Avg/G
Justin Worley	8	117.39	109-196-8	55.6	1239	10	51	154.9
Joshua Dobbs	3	99.00	47-79-3	59.5	443	0	30	147.7
Nathan Peterman	4	42.52	10-23-2	43.5	45	0	15	11.2
TEAM	5	0.00	0-2-0	0.0	0	0	0	0.0
Rajion Neal	10	0.00	0-1-0	0.0	0	0	0	0.0
Total	10	105.67	166-301-13	55.1	1727	10	51	172.7
Opponents	10	123.81	151-285-13	53.0	2084	16	76	208.4

■ Receiving

Name	GP	Rec	Yds	Avg	TD	Long	Avg/G
Alton Howard	9	40	357	8.9	3	33	39.7
Marquez North	10	37	494	13.4	1	48	49.4
Rajion Neal	10	21	103	4.9	0	16	10.3
Jason Croom	10	15	192	12.8	1	24	19.2
Josh Smith	9	12	182	15.2	1	51	20.2
Johnathon Johnson	8	11	154	14.0	0	37	19.2
Brendan Downs	10	10	62	6.2	2	17	6.2
Marlin Lane	9	7	36	5.1	0	12	4.0
Jacob Carter	9	3	31	10.3	0	14	3.4
A.J. Branisel	10	3	28	9.3	1	28	2.8
Vincent Dallas	6	2	14	7.0	0	8	2.3
Devrin Young	5	2	13	6.5	1	9	2.6
Cody Blanc	10	1	43	43.0	0	43	4.3
Paul Harris	5	1	15	15.0	0	15	3.0
Tom Smith	10	1	3	3.0	0	3	0.3
Total	10	166	1727	10.4	10	51	172.7
Opponents	10	151	2084	13.8	16	76	208.4

■ Interceptions

Name	Int	Yds	Avg	TD	Long
Brian Randolph	3	38	12.7	0	20
Cameron Sutton	2	36	18.0	1	36
Brent Brewer	2	0	0.0	0	0
Daniel Hood	1	5	5.0	0	5
Devaun Swafford	1	62	62.0	1	62
Jacques Smith	1	18	18.0	1	18
Justin Coleman	1	23	23.0	1	23
LaDarrell McNeil	1	16	16.0	0	16
Malik Foreman	1	4	4.0	0	4
Total	13	202	15.5	4	62
Opponents	13	278	21.4	1	89

► 2013 STATISTICS

■ Punt Returns

Name	Ret	Yds	Avg	TD	Long
Jacob Carter	7	65	9.3	0	18
Devrin Young	4	40	10.0	0	14
Devaun Swafford	1	15	15.0	1	15
Total	12	120	10.0	1	18
Opponents	21	219	10.4	1	85

■ Kickoff Returns

Name	Ret	Yds	Avg	TD	Long
Devrin Young	15	381	25.4	0	58
Vincent Dallas	13	289	22.2	0	36
Jaron Toney	5	98	19.6	0	24
Total	33	768	23.3	0	58
Opponents	34	856	25.2	1	90

■ Fumble Returns

Name	Ret	Yds	Avg	TD	Long
Max Arnold	1	23	23.0	0	23
LaDarrell McNeil	1	0	0.0	0	0
Total	2	23	11.5	0	23
Opponents	0	0	0.0	0	0

■ Punting

Name	Punts	Yds	Avg	Lg	TB	FC	I20	Blkd
Michael Palardy	52	2319	44.6	65	6	7	26	0
TEAM	1	0	0.0	0	0	0	0	1
Total	53	2319	43.8	65	6	7	26	1
Opponents	46	1832	39.8	57	1	15	11	1

■ Kickoffs

Name	KO	YDS	AVG	TB	OB	RET	NET	YdLn
Michael Palardy	52	3228	62.1	17	0	0	37.4	27
Total	52	3228	62.1	17	0	856	37.4	27
Opponents	60	3750	62.5	25	2	768	39.3	25

■ Field Goals

Field Goal Sequence By Player

Name	FGM-FGA	Pct.	1-19	20-29	30-39	40-49	50+	Lg	Blk
Michael Palardy	13-15	86.7	1-1	2-2	5-5	4-5	1-2	51	0

Field Goal Sequence By Game

	Tennessee	Opponents
AUSTIN PEAY	(37)	31
WESTERN KENTUCKY	(23)	(37), (33)
at Oregon	-	37, (38)
at Florida	(44)	(23), 41
SOUTH ALABAMA	(40), 52	(24), 41
GEORGIA	(26)	(56), 39, (42)
SOUTH CAROLINA	(37), 46, (33), (19)	45
at Alabama	(37)	(20)
at Missouri	(51)	(24), 29
AUBURN	(39), (42), (40)	-
VANDERBILT	-	-
at Kentucky	-	-

Numbers in (parentheses) indicate field goal was made

■ Special Teams Tackle Leaders

Player	Total	KO	Punt	Other
Jalen Reeves-Maybin	9	5	4	0
Byron Moore	6	5	1	0
JaRon Toney	6	3	3	0
J.R. Carr	5	0	5	0
Raiques Crump	4	0	4	0
Michael Palardy	4	3	1	0
Alden Hill	3	3	0	0
Tom Smith	3	3	0	0
Devaun Swafford	3	1	2	0
Max Arnold	2	2	0	0
Drae Bowles	2	2	0	0
Malik Foreman	2	2	0	0
Lemond Johnson	2	2	0	0
Cody Blanc	1	1	0	0
Brent Brewer	1	1	0	0
Justin Coleman	1	0	1	0
Vincent Dallas	1	0	1	0
Christian Harris	1	1	0	0
Reggie Juin	1	0	1	0
Greg King	1	1	0	0
LaDarrell McNeil	1	1	0	0
Corey Miller	1	0	0	1
Geraldo Orta	1	1	0	0
John Propst	1	1	0	0
Brian Randolph	1	0	1	0
Dontavis Sapp	1	0	1	0
Dylan Wiesman	1	0	1	0
TOTALS	65	38	26	1

■ Scoring

Name	TD	FGs	Kick	PAT Rush	PAT Rcv	PAT Pass	PAT DXP	Saf	Pts
Michael Palardy	0	13-15	30-30	0-0	0	0-0	0	0	69
Rajion Neal	10	0-0	0-0	0-0	0	0-0	0	0	60
Marlin Lane	4	0-0	0-0	0-0	0	0-0	0	0	24
Alton Howard	3	0-0	0-0	0-0	0	0-0	0	0	18
Brendan Downs	2	0-0	0-0	0-0	0	0-0	0	0	12
Devaun Swafford	2	0-0	0-0	0-0	0	0-0	0	0	12
A.J. Branisel	1	0-0	0-0	0-0	0	0-0	0	0	6
Marquez North	1	0-0	0-0	0-0	0	0-0	0	0	6
Josh Smith	1	0-0	0-0	0-0	0	0-0	0	0	6
Justin Coleman	1	0-0	0-0	0-0	0	0-0	0	0	6
Jason Croom	1	0-0	0-0	0-0	0	0-0	0	0	6
Alden Hill	1	0-0	0-0	0-0	0	0-0	0	0	6
Devrin Young	1	0-0	0-0	0-0	0	0-0	0	0	6
Cameron Sutton	1	0-0	0-0	0-0	0	0-0	0	0	6
Jacques Smith	1	0-0	0-0	0-0	0	0-0	0	0	6
Total	30	13-15	30-30	0-0	0	0-0	0	0	249
Opponents	42	9-16	41-42	0-0	0	0-0	0	0	320

■ All-Purpose

Name	GP	Rush	Rec	PR	KR	IR	Tot	Avg/G
Rajion Neal	10	895	103	0	0	0	998	99.8
Marquez North	10	9	494	0	0	0	503	50.3
Marlin Lane	9	450	36	0	0	0	486	54.0
Devrin Young	5	6	13	40	381	0	440	88.0
Alton Howard	9	72	357	0	0	0	429	47.7
Vincent Dallas	6	0	14	0	289	0	303	50.5
Jason Croom	10	0	192	0	0	0	192	19.2
Josh Smith	9	0	182	0	0	0	182	20.2
Johnathon Johnson	8	0	154	0	0	0	154	19.2
D. Summerhill	8	115	0	0	0	0	115	14.4
Joshua Dobbs	3	114	0	0	0	0	114	38.0
Jaron Toney	10	0	0	0	98	0	98	9.8
Tom Smith	10	95	3	0	0	0	98	9.8
Jacob Carter	9	0	31	65	0	0	96	10.7
Devaun Swafford	10	0	0	15	0	62	77	7.7
Brendan Downs	10	0	62	0	0	0	62	6.2
Alden Hill	8	58	0	0	0	0	58	7.2
Justin Worley	8	56	0	0	0	0	56	7.0
Cody Blanc	10	0	43	0	0	0	43	4.3
Brian Randolph	10	0	0	0	0	38	38	3.8
Cameron Sutton	10	0	0	0	0	36	36	3.6
A.J. Branisel	10	0	28	0	0	0	28	2.8
Justin Coleman	10	0	0	0	0	23	23	2.3
Jacques Smith	8	0	0	0	0	18	18	2.2
LaDarrell McNeil	10	0	0	0	0	16	16	1.6
Paul Harris	5	0	15	0	0	0	15	3.0
Daniel Hood	10	0	0	0	0	5	5	0.5
Malik Foreman	7	0	0	0	0	4	4	0.6
TEAM	5	-5	0	0	0	0	-5	-1.0
Nathan Peterman	4	-6	0	0	0	0	-6	-1.5
Total	10	1859	1727	120	768	202	4676	467.6
Opponents	10	2259	2084	219	856	278	5696	569.6

■ Total Offense

Name	GP	Plays	Rush	Pass	Tot	Avg/G
Justin Worley	8	215	56	1239	1295	161.9
Rajion Neal	10	174	895	0	895	89.5
Joshua Dobbs	3	99	114	443	557	185.7
Marlin Lane	9	81	450	0	450	50.0
D. Summerhill	8	20	115	0	115	14.4
Tom Smith	10	24	95	0	95	9.5
Alton Howard	9	13	72	0	72	8.0
Alden Hill	8	10	58	0	58	7.2
Nathan Peterman	4	29	-6	45	39	9.8
Marquez North	10	1	9	0	9	0.9
Devrin Young	5	1	6	0	6	1.2
TEAM	5	6	-5	0	-5	-1.0
Total	10	673	1859	1727	3586	358.6
Opponents	10	694	2259	2084	4343	434.3

► DEFENSIVE STATISTICAL LEADERS

No.	Player	GP-GS	ST	AT	TT	TFL	Sacks	Int	PBU	QBH	FR-Yds	FF	Blk	Saf
45	A.J. Johnson	10-10	46	38	84	5.5-10	.	.	2	3
37	Brian Randolph	10-10	42	19	61	2.0-5	.	3-38	2
41	Dontavis Sapp	10-10	25	29	54	4.0-11	.	.	4	3	2-0	1	.	.
33	LaDarrell McNeil	10-10	30	17	47	1.0-5	.	1-16	2	.	1-0	.	.	.
35	Jaron Toney	10-5	25	12	37	1.0-1	.	.	.	3
23	Cameron Sutton	10-10	30	4	34	4.0-17	1.0-7	2-36	5	.	2-0	.	.	.
27	Justin Coleman	10-10	25	7	32	1.0-1	.	1-23	5
80	Corey Miller	10-10	21	6	27	2.5-15	2.0-14	.	1	4
98	Daniel McCullers	10-10	17	9	26	4.5-8	0.5-1	.	1	4	1-0	.	1	.
3	Byron Moore	10-0	16	6	22	1.0-1	.	.	2	.	.	1	.	.
17	Brent Brewer	10-4	14	7	21	1.5-2	.	2-0	2	3	.	1	.	.
58	Marlon Walls	9-0	15	4	19	6.5-27	4.5-21	.	.	2	.	1	.	.
55	Jacques Smith	8-7	10	8	18	1.0-2	.	1-18	.	2
54	Jordan Williams	10-3	9	9	18	1.5-8	1.5-8	.	.	1
97	Daniel Hood	10-10	7	11	18	2.0-4	.	1-5	2	3	.	1	.	.
50	Corey Vereen	7-0	8	4	12	1.0-7	1.0-7	.	1	2
34	Jalen Reeves-Maybin	9-0	6	6	12	1	.
46	Max Arnold	5-0	3	7	10	0.5-1	1-23	.	.	.
95	Danny O'Brien	10-0	7	3	10	2.0-7	1.0-4
22	Malik Foreman	7-0	6	2	8	1.0-3	.	1-4
47	John Propst	10-0	4	3	7
26	Geraldo Orta	10-0	3	3	6	1.0-2	.	.	.	1
13	Devau Swafford	10-1	4	2	6	.	.	1-62	1
29	Tom Smith	10-0	5	1	6
93	Gregory Clark	9-0	3	3	6	1
52	Christian Harris	10-0	4	1	5
96	Trevarris Saulsberry	4-0	2	3	5	0.5-2	0.5-2	.	.	1
53	J.R. Carr	10-0	.	5	5
1	Michael Palardy	10-0	3	1	4
40	Raiques Crump	7-0	3	1	4
4	LaTroy Lewis	5-0	3	1	4	1.0-1
44	Maurice Couch	2-0	2	2	4	2.0-5	1.0-2
89	Jaylen Miller	3-0	2	1	3
30	Alden Hill	8-0	2	1	3
83	Cody Blanc	10-1	3	.	3
51	Kenny Bynum	4-0	2	.	2
48	Greg King	9-0	1	1	2
28	Lemond Johnson	10-0	1	1	2
14	Justin Worley	8-7	2	.	2
9	Reggie Juin	4-0	1	1	2
7	Drae Bowles	10-0	1	1	2
6	Vincent Dallas	6-1	1	.	1	1.0-15
21	Riyahd Jones	2-0	1	.	1
71	Dylan Wiesman	9-0	1	.	1
94	Jason Carr	3-0	.	1	1
25	Josh Smith	9-4	1	.	1
2	Alton Howard	9-9	1	.	1
85	Brendan Downs	10-9	1	.	1
TOTAL		10-0	419	241	660	49-160	13-66	13-202	30	33	7-23	5	2	.
OPPONENTS		10-0	402	294	696	49.0-178	12-74	13-278	39	23	6-0	7	1	.

■ Tennessee Giveaway/Takeaway

Game	Giveaway			Takeaway			Dif.
	Fum	Int	Tot	Fum	Int	Tot	
AUSTIN PEAY	1	0	1	0	2	2	+1
WESTERN KY.	0	1	1	2	5	7	+6
at Oregon	1	0	1	0	0	0	-1
at Florida	2	4	6	2	1	3	-3
S. ALABAMA	0	3	3	0	3	3	+0
GEORGIA	1	0	1	0	0	0	-1
S. CAROLINA	0	0	0	1	1	2	+2
at Alabama	0	2	2	1	0	1	-1
at Missouri	1	2	3	0	0	0	-3
AUBURN	0	1	1	1	1	2	+1
VANDERBILT	-	-	-	-	-	-	-
at Kentucky	-	-	-	-	-	-	-
TOTAL	6	13	19	7	13	20	+1

■ Fumbles

Name	No.-Lost
Rajion Neal	3-2
Joshua Dobbs	2-1
Alden Hill	1-1
Alton Howard	1-1
Nathan Peterman	1-1
Justin Worley	1-0
TOTAL	8-6

■ Vols on Opening Offensive Drives

Game	1st Half	2nd Half
AUSTIN PEAY	Touchdown	Field Goal
WESTERN KENTUCKY	Punt	Touchdown
at Oregon	Fumble	Punt
at Florida	Fumble	Field Goal
SOUTH ALABAMA	Punt	Touchdown
GEORGIA	Punt	Punt
SOUTH CAROLINA	Punt	Punt
at Alabama	Punt	Field Goal
at Missouri	Punt	Punt
AUBURN	Field Goal	Field Goal
VANDERBILT	-	-
at Kentucky	-	-

■ Vols on Opening Defensive Series

Game	1st Half	2nd Half
AUSTIN PEAY	Punt	Punt
WESTERN KENTUCKY	Field Goal	Field Goal
at Oregon	Punt	Touchdown
at Florida	Fumble on Punt	Touchdown
SOUTH ALABAMA	Touchdown	Interception
GEORGIA	Field Goal	Missed FG
SOUTH CAROLINA	Punt	Interception
at Alabama	Touchdown	Punt
at Missouri	Punt	Punt
AUBURN	Punt	Touchdown
VANDERBILT	-	-
at Kentucky	-	-

■ Vols on Coin Flips

Game	Flip	Score
AUSTIN PEAY	Won (K)	W, 45-0
WESTERN KENTUCKY	Loss (K)	W, 52-20
at Oregon	Won (K)	L, 14-59
at Florida	Won (K)	L, 17-31
SOUTH ALABAMA	Won (K)	W, 31-24
GEORGIA	Won (K)	L, 31-34
SOUTH CAROLINA	Loss (R)	W, 23-21
at Alabama	Loss (K)	L, 10-45
at Missouri	Loss (K)	L, 3-31
AUBURN	Loss (R)	L, 23-55
VANDERBILT	-	-
at Kentucky	-	-

2013 » VIDEO REVIEWS

REVIEWS IN UT'S FAVOR: 8

NOT IN UT'S FAVOR: 6

- On the opening kickoff of the 2nd half vs. Austin Peay, Vols' returner Devrin Young took the kick 58 yards to the Gobs' 27-yard line. A video review challenged the play to see if Young had stepped out of bounds in Tennessee territory. The ruling on the field was upheld. (UPHELD)
- A juggling 1st-quarter catch by Marquez North was reviewed. The officials confirmed the rookie receiver made the catch. (UPHELD)
- A 4th-quarter play, originally ruled a WKU fumble and recovery by Tennessee's Byron Moore, was overturned by review. (REVERSED)
- Brian Randolph forced what looked like a fumble from Oregon's Josh Huff in the 1st quarter, but upon further review, Huff's elbow hit the ground before the ball came loose. (REVERSED)
- Florida's Tyler Murphy completed a 31-yard pass to Quinton Dunbar along the right sideline. After review, Dunbar's foot was inbounds, confirming the call on the field. (UPHELD)
- In the 2nd quarter against South Alabama, a Marlin Lane run where he extended the ball towards the goalline was reviewed and ruled a touchdown. (REVERSED)
- A 3rd quarter catch against Georgia by tight end Brendan Downs was reviewed and ruled incomplete. (REVERSED)
- Marquez North's 3rd quarter reception against Georgia was reviewed and upheld. (UPHELD)
- Pig Howard's seven-yard TD run in overtime against Georgia was reviewed, and the replay official ruled that Howard lost possession of the ball before crossing the goal line. The ball rolled out of bounds in the end zone, resulting in a touchback. (REVERSED)
- After a review, the replay official upheld the decision to eject South Carolina DB Kadetrix Marcus for targeting a defenseless player (Pig Howard) after a 1st-quarter reception. (UPHELD)
- Justin Worley's 1st-quarter pass play to Cody Blanc against South Carolina was ruled incomplete, the call was reviewed and upheld. (UPHELD)
- An AJ McCarron two-yard TD run was ruled down at the half-yard line following a review. (REVERSED)
- A one-yard Rajion Neal run was ruled down just before the goal line in the 4th quarter at Alabama, the play was reviewed and ruled a TD. (REVERSED)
- LaDarrell McNeil recovered a Daniel Hood forced fumble on Auburn's Tre Mason in the 1st quarter - the play was reviewed and upheld. (UPHELD)

► BIG PLAYS (More than 20 Yards)

■ 20-Yard Plus Plays

By Tennessee (65)

Offense (39)

Yards	Type	Player(s)	Opponent
54	Rush	Marlin Lane	South Alabama
53	Rush	Rajion Neal	South Alabama
51	Pass	Smith from Worley	Oregon
48	Pass	North from Worley	S. Carolina
*47	Rush	Rajion Neal	Austin Peay
43	Rush	Rajion Neal	Alabama
43	Pass	Blanc from Worley	Alabama
43	Rush	Rajion Neal	Georgia
39	Pass	North from Worley	S. Carolina
38	Pass	North from Worley	Alabama
37	Pass	Johnson from Worley	WKU
33	Rush	Joshua Dobbs	Missouri
33	Pass	Howard from Worley	Georgia
32	Rush	Joshua Dobbs	Auburn
32	Pass	North from Worley	Florida
30	Pass	North from Dobbs	Auburn
29	Pass	North from Dobbs	Alabama
*29	Pass	Smith from Worley	S. Alabama
29	Pass	Howard from Worley	Florida
28	Pass	Branisel from Worley	Georgia
27	Pass	Howard from Worley	Florida
26	Pass	Smith from Worley	Georgia
25	Pass	Johnson from Dobbs	Missouri
24	Pass	Johnson from Dobbs	Alabama
24	Pass	Croom from Worley	Florida
23	Rush	Marlin Lane	Auburn
23	Pass	Croom from Worley	S. Carolina
23	Pass	North from Worley	Austin Peay
22	Pass	Croom from Dobbs	Missouri
22	Rush	Rajion Neal	South Alabama
22	Pass	Howard from Worley	S. Alabama
22	Pass	Croom from Worley	S. Alabama
20	Rush	Rajion Neal	Auburn
20	Pass	North from Worley	Georgia
20	Pass	Howard from Worley	Georgia
20	Rush	Marlin Lane	WKU
20	Rush	Pig Howard	WKU
20	Pass	North from Worley	WKU
20	Pass	Johnson from Worley	WKU

* touchdown scored on play

Defense (5)

Yards	Type	Player(s)	Opponent
*62	INT	Devaun Swafford	Florida
*36	INT	Cameron Sutton	WKU
23	FR	Max Arnold	WKU
*23	INT	Justin Coleman	WKU
20	INT	Brian Randolph	WKU

* touchdown scored on play

Special Teams (21)

Yards	Type	Player(s)	Opponent
58	KR	Devrin Young	Austin Peay
45	KR	Devrin Young	Alabama
44	KR	Devrin Young	Alabama
36	KR	Vincent Dalls	WKU
34	KR	Vincent Dallas	WKU
29	KR	Devrin Young	Missouri
27	KR	Vincent Dallas	Oregon
24	KR	JaRon Toney	South Alabama
23	KR	Vincent Dallas	Oregon
22	KR	Devrin Young	Missouri
22	KR	Devrin Young	Alabama
21	KR	Devrin Young	Missouri
21	KR	JaRon Toney	South Alabama
21	KR	JaRon Toney	South Alabama
21	KR	Vincent Dallas	Florida
21	KR	Vincent Dallas	Oregon
20	KR	Devrin Young	Auburn
20	KR	Vincent Dallas	South Alabama
20	KR	Vincent Dallas	Oregon
20	KR	Vincent Dallas	Oregon
20	KR	Vincent Dallas	WKU

* touchdown scored on play

■ 20-Yard Plus Plays

By Opponent (87)

Offense (58)

Yards	Type	Player(s)	Opponent
*76	Pass	Byrd from Shaw	South Carolina
62	Rush	Nick Marshall	Auburn
57	Rush	Murray	Georgia
57	Pass	Mundt from Mariota	Oregon
*54	Pass	Cooper from McCarron	Alabama
*54	Pass	Huff from Mariota	Oregon
*52	Pass	Patton from Murphy	Florida
47	Rush	Andrews	WKU
45	Rush	Davis	South Carolina
*45	Pass	Hawkins from Mariota	Oregon
43	Pass	Andrews from Doughty	WKU
42	Pass	Smith from Metheny	S. Alabama
*40	Pass	Lucas from Mauk	Missouri
*38	Rush	Nick Marshall	Auburn
38	Pass	Addison from Mariota	Oregon
36	Pass	Marshall from Mariota	Oregon
35	Pass	Clack from Spivey	Austin Peay
34	Pass	Norwood from McCarron	Alabama
33	Pass	Henry from Doughty	WKU
33	Pass	Clack from Sexton	Austin Peay
32	Rush	Green	Georgia
32	Pass	Douglas from Murray	Georgia
*32	Rush	Metheny	South Alabama
31	Pass	Dunbar from Murphy	Florida
29	Rush	Shaw	South Carolina
28	Rush	Mauk	Missouri
28	Pass	Smith from Metheny	S. Alabama
28	Rush	Murphy	Florida
*28	Rush	Thomas	Oregon
28	Pass	Thomas from Mariota	Oregon
28	Pass	Huff from Mariota	Oregon
*26	Pass	Washington from Mauk	Missouri
*26	Rush	Hansbrough	Missouri
*25	Pass	Uzomah from Marshall	Auburn
25	Rush	Nick Marshall	Auburn
25	Pass	Anderson from Shaw	S. Carolina
24	Rush	Yelton	Alabama
24	Pass	Conley from Murray	Georgia
24	Pass	Mundt from Mariota	Oregon
24	Rush	Allen	WKU
23	Rush	Nick Marshall	Auburn
23	Pass	Yeldon from McCarron	Alabama
23	Rush	Henry	Alabama
*22	Pass	Norwood from McCarron	Alabama
*21	Rush	Davis	South Carolina
21	Pass	Byrd from Shaw	S. Carolina
21	Pass	Lavender from Metheny	USA
21	Pass	Burton from Driskel	Florida
21	Pass	Huff from Mariota	Oregon
20	Rush	Corey Grant	Auburn
20	Pass	Lucas from Mauk	Missouri
20	Rush	Mauk	Missouri
20	Rush	C. Jones	Alabama
20	Pass	Conley from Murray	Georgia
20	Pass	Saxton from Metheny	S. Alabama
20	Pass	Dunbar from Murphy	Florida
20	Rush	Mariota	Oregon
20	Pass	McNeal from Doughty	WKU

* touchdown scored on play

Defense (6)

Yards	Type	Player(s)	Opponent
*89	INT	L. Collins	Alabama
58	INT	M. Harris	South Alabama
48	FR	Buchanan	South Alabama
30	INT	Maye	Florida
30	INT	Cummings	Florida
28	INT	D. Belue	Alabama

* touchdown scored on play

Special Teams (23)

Yards	Type	Player(s)	Opponent
*90	KR	C. Grant	Auburn
*85	PR	C. Davis	Auburn
57	KR	C. Jones	Alabama
49	KR	C. Jones	Alabama
42	PR	C. Davis	Auburn
40	PR	Addison	Oregon
38	KR	Patton	Florida
36	KR	Carlton	Austin Peay
35	KR	Q. Bray	Auburn
34	KR	T. Mason	Auburn
32	KR	Thomas	Oregon
28	KR	Chatman	Austin Peay
27	KR	Andrews	WKU
26	KR	Thomas	Oregon
26	KR	Andrews	WKU
26	KR	Wales	WKU
24	KR	T. Mason	Auburn
24	KR	Wales	WKU
21	KR	Cooper	South Carolina
21	KR	Purifoy	Florida
20	KR	Wales	WKU
20	KR	Phillips	Austin Peay
20	KR	Phillips	Austin Peay

* touchdown scored on play

■ Long Plays By the Numbers

Long Plays By Yards	No.	TD
100+	0	0
90-99	0	0
80-89	0	0
70-79	0	0
60-69	1	1
50-59	4	0
40-49	7	1
30-39	11	1
20-29	42	2

Long Plays By Type	No.	TD
Rushing	12	1
Passing	27	1
Punt returns	0	0
Kick returns	21	0
Interceptions	4	3
Fumble returns	1	0
Other	0	0
TOTAL	65	5

■ 20-Yards-Plus By Player

Player	No.	TD	R	P	KR	PR	IR	FR
Vincent Dallas	10	0	0	0	10	0	0	0
Marquez North	9	0	0	9	0	0	0	0
Devrin Young	8	0	0	0	8	0	0	0
Rajion Neal	6	1	6	0	0	0	0	0
Alton Howard	6	0	1	5	0	0	0	0
Johnathon Johnson	4	0	0	4	0	0	0	0
Jason Croom	4	0	0	4	0	0	0	0
Josh Smith	3	1	0	3	0	0	0	0
JaRon Toney	3	0	0	0	3	0	0	0
Marlin Lane	3	0	3	0	0	0	0	0
Joshua Dobbs	2	0	2	0	0	0	0	0
Cameron Sutton	1	1	0	0	0	0	1	0
Justin Coleman	1	1	0	0	0	0	1	0
Devaun Swafford	1	1	0	0	0	0	1	0
A.J. Branisel	1	0	0	1	0	0	0	0
Max Arnold	1	0	0	0	0	0	0	1
Cody Blanc	1	0	0	1	0	0	0	0
Brian Randolph	1	0	0	0	0	0	1	0
TOTAL	65	5	12	27	21	0	4	1

■ 20-Yards-Plus By Game

Player	No.	TD	R	P	KR	PR	IR	FR
AUSTIN PEAY	3	1	1	1	1	0	0	0
WESTERN KENTUCKY	12	2	2	3	3	0	3	1
at Oregon	6	0	0	1	5	0	0	0
at Florida	6	1	0	4	1	0	1	0
SOUTH ALABAMA	10	1	3	3	4	0	0	0
GEORGIA	6	0	1	5	0	0	0	0
SOUTH CAROLINA	3	0	0	3	0	0	0	0
at Alabama	8	0	1	4	3	0	0	0
at Missouri	6	0	1	2	3	0	0	0
AUBURN	5	0	3	1	1	0	0	0
VANDERBILT	-	-	-	-	-	-	-	-
at Kentucky	-	-	-	-	-	-	-	-
TOTAL	65	5	12	27	21	0	4	1

■ 20-Yards-Plus Opponent By Game

Player	No.	TD	R	P	KR	PR	IR	FR
AUSTIN PEAY	6	0	0	2	4	0	0	0
WESTERN KENTUCKY	10	0	2	3	5	0	0	0
at Oregon	14	3	2	9	2	1	0	0
at Florida	9	1	1	4	2	0	2	0
SOUTH ALABAMA	7	1	1	4	0	0	1	1
GEORGIA	5	0	2	3	0	0	0	0
SOUTH CAROLINA	7	2	3	3	1	0	0	0
at Alabama	11	3	3	4	2	0	2	0
at Missouri	6	3	3	3	0	0	0	0
AUBURN	12	4	5	1	4	2	0	0
VANDERBILT	-	-	-	-	-	-	-	-
at Kentucky	-	-	-	-	-	-	-	-
TOTAL	87	17	22	36	20	3	5	1

■ Longest Plays of the Year

Rushing	54	Marlin Lane vs. South Alabama (9/28)
Rushing Touchdown	47	Rajion Neal vs. Austin Peay (8/31)
Passing	51	Josh Smith from Justin Worley at Oregon (9/14)
Passing Touchdown	29	Josh Smith from Justin Worley vs. S. Alabama (9/28)
Punt Return	18	Jacob Carter vs. South Alabama (9/28)
Kick Return	58	Devrin Young vs. Austin Peay (8/31)
Interception Return	62	Devaun Swafford at Florida (9/21)
Fumble Return	23	Max Arnold vs. Western Kentucky (9/7)
Punt	65	Michael Palardy vs. Georgia (10/5)
Field Goal	51	Michael Palardy at Missouri (11/2)

▶ TEAM TOTALS

	1st	Rushing	Passing	Total Offense	Punts	Fumbles	Penalties	KO Ret.	Punt Ret.	Int. Ret.	3rd-Dn	Time of
	Score	(No-Yds-TD)	(C-A-I-Yds-TD)	(Ply-Yds)	No-Avg	No-Lost	No-Yds	No-Yds	No-Yds	No-Yds	Convs.	Poss.
TENNESSEE	45	30	52-315-3	15-21-0-132-3	73-447	2-44.0	1-1	0-0.0	1-58	2-88	2-9	7-of-11 30:16
Austin Peay	0	11	27-79-0	13-26-2-132-0	53-211	7-43.1	0-0	9-85	6-133	2--6	0-0	2-of-12 29:44
TENNESSEE	52	20	45-240-4	11-19-1-142-1	64-382	4-34.8	0-0	2-17	3-90	2-20	5-97	4-of-10 27:24
Western Ky.	20	21	34-171-1	17-36-5-222-1	70-393	3-41.0	4-2	8-70	6-131	1-16	1-16	8-of-15 32:36
TENNESSEE	14	14	38-178-1	15-29-0-138-1	67-316	9-43.6	1-1	4-40	7-143	1--1	0-0	5-of-14 34:18
at #2 Oregon	59	29	41-216-4	23-35-0-471-4	76-687	3-46.3	1-0	8-62	3-75	2-46	0-0	6-of-12 25:42
TENNESSEE	17	12	23-66-0	14-34-4-154-1	57-220	3-41.7	2-2	3-25	3-57	0-0	1-62	5-of-13 20:23
at #19/18 Florida	31	20	56-215-3	11-20-1-167-1	76-382	3-37.0	6-2	6-44	3-74	2-5	4-61	10-of-18 39:37
TENNESSEE	31	24	37-278-2	20-36-3-204-2	73-482	4-45.5	1-0	8-43	4-86	2-30	3-16	4-of-11 29:27
South Alabama	24	22	28-135-3	24-51-3-257-0	79-392	5-42.0	0-0	5-28	2-32	2-3	3-72	7-of-17 20:33
TENNESSEE	31	18	41-189-2	17-31-0-215-1	72-404	6-51.2	1-1	9-67	6-387	1-15	0-0	7-of-17 30:44
#6 Georgia	34	22	37-238-1	19-35-0-196-3	72-434	5-34.0	0-0	6-41	6-382	4--2	0-0	4-of-13 29:16
TENNESSEE	23	18	41-146-1	19-36-0-179-1	77-325	8-40.4	0-0	5-40	1-12	2-16	1-0	5-of-17 32:22
#11/9 So. Carolina	21	17	42-218-2	8-22-1-166-1	64-384	8-36.2	2-1	9-84	3-58	2-8	0-0	4-of-14 27:38
TENNESSEE	10	14	28-127-1	13-28-2-195-0	56-322	5-46.2	1-0	3-32	5-146	0-0	0-0	3-of-12 26:02
at #1 Alabama	45	26	37-204-3	19-28-0-275-2	65-479	2-40.0	1-1	4-45	3-113	2-19	2-117	7-of-11 33:58
TENNESSEE	3	15	24-94-0	26-42-2-240-0	66-334	7-42.7	1-1	9-65	4-91	2-19	0-0	2-of-13 26:15
at #10 Missouri	31	24	54-339-1	12-25-0-163-3	79-502	8-39.1	0-0	5-35	2-37	2-3	2-15	10-of-19 33:45
TENNESSEE	23	18	43-226-1	16-25-1-128-0	68-354	5-46.6	1-0	4-30	4-74	0-0	1-18	4-of-13 31:45
#7/10 Auburn	55	25	53-444-5	3-7-1-35-1	60-479	2-47.0	1-1	1-5	5-185	2-127	1--3	4-of-9 28:15
TENNESSEE	--	--	---	---	---	---	---	---	---	---	---	---
Vanderbilt	--	--	---	---	---	---	---	---	---	---	---	---
TENNESSEE	--	--	---	---	---	---	---	---	---	---	---	---
at Kentucky	--	--	---	---	---	---	---	---	---	---	---	---

■ Starting Lineups

Offense	TE/WR	LT	LG	C	RG	RT	WR	WR	QB	TB	WR	PK
AUSTIN PEAY	B. Downs (TE)	A. Richardson	A. Bullard	J. Stone	Z. Fulton	J. James	M. North	A. Howard	J. Worley	R. Neal	J. Croom	M. Palardy
WESTERN KY.	B. Downs (TE)	A. Richardson	A. Bullard	J. Stone	Z. Fulton	J. James	M. North	A. Howard	J. Worley	R. Neal	J. Croom	M. Palardy
at #2/2 Oregon	B. Downs (TE)	A. Richardson	A. Bullard	J. Stone	Z. Fulton	J. James	M. North	V. Dallas	J. Worley	R. Neal	J. Smith	M. Palardy
at #19/18 Florida	B. Downs (TE)	A. Richardson	A. Bullard	J. Stone	Z. Fulton	J. James	M. North	A. Howard	N. Peterman	R. Neal	J. Smith	M. Palardy
SOUTH ALABAMA	B. Downs (TE)	A. Richardson	A. Bullard	J. Stone	Z. Fulton	J. James	M. North	A. Howard	J. Worley	R. Neal	J. Smith	M. Palardy
#6/6 GEORGIA	B. Downs (TE)	A. Richardson	A. Bullard	J. Stone	Z. Fulton	J. James	M. North	A. Howard	J. Worley	R. Neal	J. Smith	M. Palardy
#11/9 SO. CAROLINA	B. Downs (TE)	A. Richardson	J. Stone	M. Crowder	Z. Fulton	J. James	M. North	A. Howard	J. Worley	R. Neal	C. Blanc	M. Palardy
at #1/1 Alabama	B. Downs (TE)	A. Richardson	A. Bullard	J. Stone	Z. Fulton	J. James	M. North	A. Howard	J. Worley	R. Neal	J. Croom	M. Palardy
at #10/10 Missouri	J. Johnson (WR)	A. Richardson	A. Bullard	J. Stone	Z. Fulton	J. James	M. North	A. Howard	J. Dobbs	R. Neal	J. Croom	M. Palardy
#7/10 AUBURN	B. Downs (TE)	A. Richardson	A. Bullard	J. Stone	Z. Fulton	J. James	M. North	A. Howard	J. Dobbs	R. Neal	J. Croom	M. Palardy
VANDERBILT	---	---	---	---	---	---	---	---	---	---	---	---
at Kentucky	---	---	---	---	---	---	---	---	---	---	---	---

Defense	DE	DT	NG	LEO	WLB	MLB	CB	CB	FS	SS	SLB/NK	P
AUSTIN PEAY	C. Miller	D. McCullers	D. Hood	J. Williams	D. Sapp	A.J. Johnson	J. Coleman	C. Sutton	L. McNeil	B. Randolph	J. Toney (NK)	M. Palardy
WESTERN KY.	C. Miller	D. McCullers	D. Hood	J. Williams	D. Sapp	A.J. Johnson	J. Coleman	C. Sutton	L. McNeil	B. Randolph	J. Toney (NK)	M. Palardy
at #2/2 Oregon	C. Miller	D. McCullers	D. Hood	J. Williams	D. Sapp	A.J. Johnson	J. Coleman	C. Sutton	L. McNeil	B. Randolph	J. Toney (NK)	M. Palardy
at #19/18 Florida	C. Miller	D. McCullers	D. Hood	Ja. Smith	D. Sapp	A.J. Johnson	J. Coleman	C. Sutton	L. McNeil	B. Randolph	B. Brewer (SLB)	M. Palardy
SOUTH ALABAMA	C. Miller	D. McCullers	D. Hood	Ja. Smith	D. Sapp	A.J. Johnson	J. Coleman	C. Sutton	L. McNeil	B. Randolph	D. Swafford (NK)	M. Palardy
#6/6 GEORGIA	C. Miller	D. McCullers	D. Hood	Ja. Smith	D. Sapp	A.J. Johnson	J. Coleman	C. Sutton	L. McNeil	B. Randolph	B. Brewer (SLB)	M. Palardy
#11/9 SO. CAROLINA	C. Miller	D. McCullers	D. Hood	Ja. Smith	D. Sapp	A.J. Johnson	J. Coleman	C. Sutton	L. McNeil	B. Randolph	B. Brewer (SLB)	M. Palardy
at #1/1 Alabama	C. Miller	D. McCullers	D. Hood	Ja. Smith	D. Sapp	A.J. Johnson	J. Coleman	C. Sutton	L. McNeil	B. Randolph	J. Toney (NK)	M. Palardy
at #10/10 Missouri	C. Miller	D. McCullers	D. Hood	Ja. Smith	D. Sapp	A.J. Johnson	J. Coleman	C. Sutton	L. McNeil	B. Randolph	J. Toney (NK)	M. Palardy
#7/10 AUBURN	C. Miller	D. McCullers	D. Hood	Ja. Smith	D. Sapp	A.J. Johnson	J. Coleman	C. Sutton	L. McNeil	B. Randolph	B. Brewer (SLB)	M. Palardy
VANDERBILT	---	---	---	---	---	---	---	---	---	---	---	---
at Kentucky	---	---	---	---	---	---	---	---	---	---	---	---

■ Starting Experience

Offense	'10	'11	'12	'13	Tot	Strk	Defense	'10	'11	'12	'13	Tot	Strk	Special Teams	'10	'11	'12	'13	Tot	Strk
Cody Blanc, WR	.	.	.	1	1	.	Joseph Ayres, DT	1	.	.	.	1	.	Matt Darr, P	.	9	6	.	15	.
Alex Bullard, OG/C	.	12	2*	9	23	3	Brent Brewer, DB/LB	6	8	2	4	20	1	Derrick Brodus, PK	.	1	3	.	4	.
Jason Croom, WR	.	.	.	5	5	3	Justin Coleman, DB	.	4	9	10	23	19	Michael Palardy, PK	6	11	9	10	36	17
Mack Crowder, C/OG	.	.	.	1	1	.	Maurice Couch, DL	.	4	9	.	13	.	Michael Palardy, P	.	3	6	10	19	16
Vincent Dallas, WR	.	.	.	1	1	.	Daniel Hood, DT	.	8	1	10	19	11	J.R. Carr, LS	.	.	12	10	22	22
Joshua Dobbs, QB	.	.	.	2	2	2	A.J. Johnson, LB	.	10	12	9	31	29	Tyler Drummer, H	.	.	10	9	19	1
Brendan Downs, TE	.	1	1	9	11	1	Greg King, LB	*2	.	.	.	2	.	Totals	6	24	46	36	109	-
Zach Fulton, OG	5	12	11	10	38	10	Curt Maggitt, LB	.	8	9	.	17	.							
Alton Howard, WR	.	.	.	9	9	7	Daniel McCullers, DL	.	.	7	10	17	10							
Marcus Jackson, OG	.	5	.	.	5	.	LaDarrell McNeil, DB	.	.	7	10	17	10							
Ja'Wuan James, OT	13	12	12	10	47	47	Corey Miller, DL	2	.	2	10	14	10							
Johnathon Johnson, WR	.	.	.	1	1	.	Byron Moore, DB	.	2	12	.	14	.							
Marlin Lane, TB	.	.	6	.	6	.	Brian Randolph, S	.	8	3	10	21	10							
Rajion Neal, WR/TB	.	*3	6	10	19	10	Dontavis Sapp, LB	.	.	2	10	12	10							
Marquez North, WE	.	.	.	10	10	10	Jacques Smith, DE/LB	.	8	6	7	21	7							
Nathan Peterman, QB	.	.	.	1	1	.	Cameron Sutton, DB	.	.	.	10	10	10							
Antonio Richardson, OT	.	.	12	10	22	22	Devaun Swafford, DB	.	.	.	1	1	.							
Josh Smith, WR	.	.	.	4	4	.	Jaron Toney, DB	.	.	4	5	9	.							
James Stone, C/OG	8	7	12	10	37	22	Marlon Walls, DE	.	4	1	.	5	.							
Justin Worley, QB	.	3	.	7	10	.	Jordan Williams, LB	.	.	5	3	8	.							
Devin Young, WR	.	1	.	.	1	.	Totals	10	64	91	110	276	-							

*Neal's three starts in 2011 were at wide receiver.

*Bullard's first start in 2012 was at tight end.

► TENNESSEE MISCELLANEOUS STATISTICS

■ 3rd-Down Conversions

Date	Opponent	Score	Overall	1st Qtr	2nd Qtr	3rd Qtr	4th Qtr	OT
Aug 31	Austin Peay	W 45-0	7-11 63.6%	1-1 100.0%	2-2 100.0%	1-3 33.3%	3-5 60.0%	
Sept 7	Western Ky.	W 52-20	4-10 40.0%	0-2 0.0%	0-3 0.0%	1-2 50.0%	3-3 100.0%	
Sept 14	at Oregon	L 14-59	5-15 33.3%	1-3 33.3%	3-6 50.0%	1-5 20.0%	0-1 0.0%	
*Sept 21	at Florida	L 17-31	5-13 38.5%	1-2 50.0%	0-4 0.0%	2-4 50.0%	2-3 66.7%	
Sept 28	South Alabama	W 31-24	4-11 36.4%	2-4 50.0%	0-1 0.0%	0-2 0.0%	2-4 50.0%	
*Oct 5	Georgia	L 31-34 (OT)	7-17 41.2%	1-3 33.3%	2-5 40.0%	1-3 33.3%	2-5 40.0%	1-1 100.0%
*Oct 19	South Carolina	W 23-21	5-17 29.4%	1-6 16.7%	0-1 0.0%	2-5 40.0%	2-5 40.0%	
*Oct 26	at Alabama	L 10-45	3-12 25.0%	0-2 0.0%	1-3 33.3%	1-3 33.3%	1-4 25.0%	
*Nov 2	at Missouri	L 3-31	2-13 15.4%	1-3 33.3%	0-3 0.0%	1-4 25.0%	0-3 0.0%	
*Nov 9	Auburn	L 23-55	4-13 30.8%	2-5 40.0%	1-4 25.0%	1-3 33.3%	0-1 0.0%	
*Nov 23	Vanderbilt	-	---	---	---	---	---	
*Nov 30	at Kentucky	-	---	---	---	---	---	
Tennessee			46-132 34.8%	10-31 32.3%	9-32 28.1%	11-34 32.4%	15-34 44.1%	1-1 100.0%
Opponents			62-140 44.3%	20-41 48.8%	10-27 37.0%	16-33 48.5%	16-38 42.1%	0-1 0.0%

■ 4th-Down Conversions

Date	Opponent	Score	Overall	1st Qtr	2nd Qtr	3rd Qtr	4th Qtr	OT
Aug 31	Austin Peay	W 45-0	0-0 0.0%	0-0 0.0%	0-0 0.0%	0-0 0.0%	0-0 0.0%	
Sept 7	Western Ky.	W 52-20	0-0 0.0%	0-0 0.0%	0-0 0.0%	0-0 0.0%	0-0 0.0%	
Sept 14	at Oregon	L 14-59	1-1 100.0%	0-0 0.0%	0-0 0.0%	0-0 0.0%	1-1 100.0%	
*Sept 21	at Florida	L 17-31	0-1 0.0%	0-0 0.0%	0-0 0.0%	0-0 0.0%	0-1 0.0%	
Sept 28	South Alabama	W 31-24	0-0 0.0%	0-0 0.0%	0-0 0.0%	0-0 0.0%	0-0 0.0%	
*Oct 5	Georgia	L 31-34 (OT)	3-3 100.0%	0-0 0.0%	0-0 0.0%	0-0 0.0%	3-3 100.0%	0-0 0.0%
*Oct 19	South Carolina	W 23-21	0-0 0.0%	0-0 0.0%	0-0 0.0%	0-0 0.0%	0-0 0.0%	
*Oct 26	at Alabama	L 10-45	1-2 50.0%	0-1 0.0%	0-0 0.0%	0-0 0.0%	1-1 100.0%	
*Nov 2	at Missouri	L 3-31	0-2 0.0%	0-1 0.0%	0-0 0.0%	0-0 0.0%	0-1 0.0%	
*Nov 9	Auburn	L 23-55	0-1 0.0%	0-0 0.0%	0-0 0.0%	0-0 0.0%	0-1 0.0%	
*Nov 23	Vanderbilt	-	---	---	---	---	---	
*Nov 30	at Kentucky	-	---	---	---	---	---	
Tennessee			5-10 50.0%	0-2 0.0%	0-0 0.0%	0-0 0.0%	5-8 62.5%	0-0 0.0%
Opponents			8-10 80.0%	0-1 0.0%	3-3 100.0%	4-4 100.0%	1-2 50.0%	0-0 0.0%

■ Time of Possession

Date	Opponent	Score	Overall	1st Qtr	2nd Qtr	3rd Qtr	4th Qtr
Aug. 31	Austin Peay	W 45-0	30:16	6:31	8:11	5:21	10:13
Sept 7	Western Ky.	W 52-20	27:24	4:46	4:31	7:49	10:18
Sept 14	at Oregon	L 14-59	34:18	6:58	10:15	8:03	9:02
*Sept 21	at Florida	L 17-31	20:23	3:07	6:24	5:33	5:19
Sept 28	South Alabama	W 31-24	29:27	6:39	10:10	6:03	6:35
*Oct 5	Georgia	L 31-34 (OT)	30:44	5:51	8:31	5:55	10:27
*Oct 19	South Carolina	W 23-21	32:22	8:01	7:57	6:39	9:45
*Oct 26	at Alabama	L 10-45	26:02	4:18	7:20	8:00	6:24
*Nov 2	at Missouri	L 3-31	26:15	6:56	6:07	6:46	6:26
*Nov 9	Auburn	L 23-55	31:45	10:45	11:24	6:04	3:32
*Nov 23	Vanderbilt	-	---	---	---	---	---
*Nov 30	at Kentucky	-	---	---	---	---	---
Tennessee Total			288:56	63:52	80:50	66:13	78:01
Avg.			28:53	6:23	8:05	6:37	7:48
Opponents Total			311:04	86:08	69:10	83:47	71:59
Avg.			31:06	8:36	6:55	8:22	7:11

2013 » RED-ZONE STATS

■ Tennessee Inside Opponent Red-Zone

Date	Opponent	Score	Times In RZ	Times Scored	Total Pts	TDs	Rush TDs	Pass TDs	FGs Made	---- Failed to score inside RZ ----					
										FGA	Downs	Int	Fumb	Half	Game
Aug 31	Austin Peay	W, 45-0	6	6	38	5	2	3	1	0	0	0	0	0	0
Sept 7	Western Ky.	W, 52-20	8	6	38	5	4	1	1	0	0	1	0	0	1
Sept 14	at Oregon	L, 14-59	2	2	14	2	1	1	0	0	0	0	0	0	0
*Sept 21	at Florida	L, 17-31	2	1	7	1	0	1	0	0	0	0	1	0	0
Sept 28	South Alabama	W, 31-24	4	3	21	3	2	1	0	0	0	1	0	0	0
*Oct 5	Georgia	L, 31-34 (OT)	5	4	24	3	2	1	1	0	0	0	1	0	0
*Oct 19	South Carolina	W, 23-21	5	5	23	2	1	1	3	0	0	0	0	0	0
*Oct 26	at Alabama	L, 10-45	2	2	10	1	1	0	1	0	0	0	0	0	0
*Nov 2	at Missouri	L, 3-31	1	0	0	0	0	0	0	0	1	0	0	0	0
*Nov 9	Auburn	L, 23-55	2	2	10	1	1	0	1	0	0	0	0	0	0
*Nov 23	Vanderbilt	-----	-	-	-	-	-	-	-	-	-	-	-	-	-
*Nov 30	at Kentucky	-----	-	-	-	-	-	-	-	-	-	-	-	-	-
Totals			37	31	185	23	14	9	8	0	1	2	2	0	1
			31-of-37 (83.8%)												

■ Opponent Inside Tennessee Red-Zone

Date	Opponent	Score	Times In RZ	Times Scored	Total Pts	TDs	Rush TDs	Pass TDs	FGs Made	---- Failed to score inside RZ ----					
										FGA	Downs	Int	Fumb	Half	Game
Aug 31	Austin Peay	W, 45-0	2	0	0	0	0	0	0	1	0	1	0	0	0
Sept 7	Western Ky.	W, 52-20	6	4	20	2	1	1	2	0	0	2	0	0	0
Sept 14	at Oregon	L, 14-59	7	6	38	5	3	2	1	1	0	0	0	0	0
*Sept 21	at Florida	L, 17-31	5	4	24	3	3	0	1	1	0	0	0	0	0
Sept 28	South Alabama	W, 31-24	4	3	17	2	2	0	1	0	0	1	0	0	0
*Oct 5	Georgia	L, 31-34 (OT)	5	4	28	4	1	3	0	1	0	0	0	0	0
*Oct 19	South Carolina	W, 23-21	1	1	7	1	1	0	0	0	0	0	0	0	0
*Oct 26	at Alabama	L, 10-45	5	4	24	3	3	0	1	0	0	0	1	0	0
*Nov 2	at Missouri	L, 3-31	3	2	10	1	0	1	1	1	0	0	0	0	0
*Nov 9	Auburn	L, 23-55	5	4	28	4	4	0	0	0	0	0	0	1	0
*Nov 23	Vanderbilt	-----	-	-	-	-	-	-	-	-	-	-	-	-	-
*Nov 30	at Kentucky	-----	-	-	-	-	-	-	-	-	-	-	-	-	-
Totals			43	32	196	25	18	7	7	5	0	4	1	1	0
			32-of-43 (74.4%)												

► OFFENSIVE GAME-BY-GAME

■ Passing

#11 JOSHUA DOBBS	Att	Comp	Int	Pct	Yards	TD	Long	Sack	Yds	Effic
Alabama	12	5	0	41.7	75	0	29	0	0	94.2
Missouri	42	26	2	61.9	240	0	25	2	15	100.4
Auburn	25	16	1	64.0	128	0	30	2	19	99.0
TOTALS	79	47	3	59.5	443	0	30	4	34	99.0

#14 JUSTIN WORLEY	Att	Comp	Int	Pct	Yards	TD	Long	Sack	Yds	Effic
Austin Peay	13	11	0	84.6	104	3	23	0	0	228.0
Western Kentucky	19	11	1	57.9	142	1	37	1	1	127.5
Oregon	25	13	0	52.0	126	1	51	0	0	107.5
Florida	23	10	2	43.5	149	1	32	0	0	94.9
South Alabama	36	20	3	55.6	204	2	29	1	5	104.8
Georgia	31	17	0	54.8	215	1	33	3	16	123.7
South Carolina	34	19	0	55.9	179	1	48	1	6	109.8
Alabama	15	8	2	53.3	120	0	43	0	0	93.9
TOTALS	196	109	8	55.6	1239	10	51	6	28	117.4

#12 NATE PETERMAN	Att	Comp	Int	Pct	Yards	TD	Long	Sack	Yds	Effic
Austin Peay	8	4	0	50.0	28	0	15	1	6	79.4
Oregon	4	2	0	50.0	12	0	11	0	0	75.2
Florida	11	4	2	36.4	5	0	9	1	6	3.8
TOTALS	23	10	2	43.5	45	0	15	2	12	42.5

#20 RAJION NEAL	Att	Comp	Int	Pct	Yards	TD	Long	Sack	Yds	Effic
South Carolina	1	0	0	0.0	0	0	0	0	0	0.0
TOTALS	1	0	0	0.0	0	0	0	0	0	0.0

■ Rushing

Player	No-Yds/TD	APSU	WKU	UO	UF	USA	UGA	SC	ALA	MIZZOU	AU	VU	UK
Neal, R.	173-895/10	16-141/1	15-74/3	12-42/0	12-42/0	25-169/1	28-148/2	24-77/1	13-70/1	8-8/0	20-124/1	-	-
Lane, M.	81-450/4	6-38/2	16-97/1	13-63/0	5-16/0	5-66/1	DNP	12-55/0	6-25/0	6-37/0	12-53/0	-	-
Summerhill, D.	20-115/0	9-67/0	9-40/0	2-8/0	-	DNP	DNP	-	-	-	-	-	-
Dobbs, J.	20-114/0	DNP	DNP	DNP	DNP	DNP	DNP	DNP	3-19/0	7-45/0	10-50/0	-	-
Smith, T.	24-95/0	9-29/0	-	5-25/0	-	3-27/0	-	-	4-10/0	3-4/0	-	-	-
Howard, A.	13-72/0	1-7/0	1-20/0	DNP	2-2/0	-	6-46/0	1--3/0	1-1/0	-	1-1/0	-	-
Hill, A.	10-58/1	3-9/0	2-11/0	5-38/1	-	-	-	-	-	DNP	DNP	-	-
Worley, J.	19-56/0	4-21/0	1-1/0	1-2/0	-	3-18/0	6--4/0	3-18/0	1-2/0	DNP	DNP	-	-
North, M.	1-9/0	-	-	-	1-9/0	-	-	-	-	-	-	-	-
Young, D.	1-6/0	1-6/0	DNP	DNP	DNP	DNP	DNP	-	-	-	-	-	-
TEAM	4--5/0	DNP	1-1/0	DNP	DNP	1--2/0	1-1/0	1--1/0	-	DNP	DNP	-	-
Peterman, N.	6--6/0	3--3/0	-	-	3--3/0	DNP	DNP	DNP	DNP	DNP	DNP	-	-

■ Receiving

Player	No-Yds/TD	APSU	WKU	UO	UF	USA	UGA	SC	ALA	MIZZOU	AU	VU	UK
North, M.	37-494/1	3-33/0	2-27/0	3-9/0	4-43/0	2-20/0	4-47/1	3-102/0	4-87/0	7-68/0	5-58/0	-	-
Howard, A.	40-357/3	3-29/1	1-8/0	DNP	4-75/1	3-36/0	4-70/0	8-33/1	2-4/0	11-89/0	4-13/0	-	-
Croom, J.	15-192/1	-	-	1-4/1	2-31/0	3-50/0	2-25/0	1-23/0	2-12/0	2-32/0	2-15/0	-	-
Smith, Jo.	12-182/1	1-9/0	3-36/0	1-51/0	1-2/0	3-40/1	1-26/0	DNP	1-9/0	1-9/0	-	-	-
Johnson, J.	11-154/0	2-15/0	2-57/0	DNP	DNP	-	-	1-6/0	1-24/0	3-38/0	2-14/0	-	-
Neal, R.	21-103/0	1-7/0	-	4-23/0	1-9/0	3-14/0	5-19/0	2--9/0	1-13/0	2-4/0	2-23/0	-	-
Downs, B.	10-62/2	1-3/1	1-1/1	2-18/0	1-0/0	2-20/0	-	3-20/0	-	-	-	-	-
Blanc, C.	1-43/0	-	-	-	-	-	-	-	1-43/0	-	-	-	-
Lane, M.	7-36/0	-	1-7/0	2-16/0	1--6/0	2-14/0	DNP	-	-	-	1-5/0	-	-
Carter, J.	3-31/0	1-14/0	1-6/0	1-11/0	-	-	-	-	-	DNP	-	-	-
Branisel, A.J.	3-28/1	1--2/0	-	-	-	1-2/1	1-28/0	-	-	-	-	-	-
Harris, P.	1-15/0	1-15/0	-	-	DNP	DNP	DNP	-	-	DNP	DNP	-	-
Dallas, V.	2-14/0	-	-	1-6/0	-	1-8/0	-	DNP	DNP	DNP	DNP	-	-
Young, D.	2-13/1	1-9/1	DNP	DNP	DNP	DNP	DNP	1-4/0	-	-	-	-	-
Smith, T.	1-3/0	-	-	-	-	-	-	-	1-3/0	-	-	-	-

■ Punt Returns

Player	No-Yds-TD	APSU	WKU	UO	UF	USA	UGA	SC	ALA	MIZZOU	AU	VU	UK
Carter, J.	7-65	-	2-20	1-1	-	2-30	-	2-16	-	DNP	-	-	-
Young, D.	4-40	2-21	DNP	DNP	DNP	DNP	DNP	-	-	2-19	-	-	-
Swafford, D.	1-15	-	-	-	-	-	1-15	-	-	-	-	-	-

■ Kick Returns

Player	No-Yds-TD	APSU	WKU	UO	UF	USA	UGA	SC	ALA	MIZZOU	AU	VU	UK
Young, D.	15-381	1-58	DNP	DNP	DNP	DNP	DNP	1-12	5-146	4-91	4-74	-	-
Dallas, V.	13-289	-	3-90	5-111	3-57	1-20	1-11	DNP	DNP	DNP	DNP	-	-
Toney, J.	5-98	-	-	2-32	-	3-66	-	-	-	-	-	-	-

■ Field Goals

Player	FG-FGA	APSU	WKU	UO	UF	USA	UGA	SC	ALA	MIZZOU	AU	VU	UK
Palardy, M.	13-15	(37)	(23)	-	(44)	(40), 52	(26)	(37), 46, (33), (19)	(37)	(51)	(39), (42), (40)	-	-

■ Punting

Player	No-Yds-Avg	APSU	WKU	UO	UF	USA	UGA	SC	ALA	MIZZOU	AU	VU	UK
Palardy, M.	52-2319-44.6	2-88-44.0	3-139-46.3	9-392-43.6	3-125-41.7	4-182-45.5	6-307-51.2	8-323-40.4	5-231-46.2	7-299-42.7	5-233-46.6	-	-

■ Fumble Returns

Player	No-Yds	APSU	WKU	UO	UF	USA	UGA	SC	ALA	MIZZOU	AU	VU	UK
Arnold, M.	1-23	-	1-23	-	DNP	DNP	DNP	-	DNP	DNP	-	-	-
McNeil, L.	1-0	-	-	-	-	-	-	-	-	-	1-0	-	-

► DEFENSIVE GAME-BY-GAME

■ Total Tackles

Player	UA-A	TOT	APSU	WKU	UO	UF	USA	UGA	SC	ALA	MIZZOU	AU	VU	UK
Johnson, A.J.	46-38	84	2-0	3-5	2-5	7-3	3-5	6-6	6-2	4-6	6-5	7-1		
Randolph, B.	42-19	61	1-0	4-4	4-1	8-3	7-5	5-2	1-1	1-1	5-0	6-2		
Sapp, D.	25-29	54	0-1	5-3	1-2	3-6	2-3	4-3	1-2	3-4	5-4	1-1		
McNeil, L.	30-17	47	1-0	5-5	2-0	5-2	1-0	1-1	3-1	5-4	3-1	4-3		
Toney, J.	25-12	37	1-0	0-1	3-2	-	5-3	3-1	4-1	3-1	6-3	-		
Sutton, C.	30-4	34	-	4-0	3-1	2-0	5-2	4-0	2-0	2-0	3-0	5-1		
Coleman, J.	25-7	32	-	4-2	4-2	1-1	4-0	5-0	2-0	3-2	2-0	-		
Miller, C.	21-6	27	1-0	-	2-0	2-1	4-0	4-0	3-2	1-1	3-2	1-0		
McCullers, D.	17-9	26	1-0	1-1	2-1	-	3-3	2-0	5-1	1-3	1-0	1-0		
Moore, B.	16-6	22	3-2	1-1	1-0	-	-	3-0	-	1-3	3-0	4-0		
Brewer, B.	14-7	21	2-1	2-0	-	5-1	1-1	0-2	2-0	2-0	0-2	-		
Walls, M.	15-4	19	3-0	0-1	4-0	3-0	0-1	1-0	3-1	0-1	1-0	DNP		
Smith, Ja.	10-8	18	DNP	DNP	3-0	0-1	-	2-3	-	1-3	2-1	2-0		
Williams, J.	9-9	18	1-0	2-2	3-1	0-2	1-1	-	1-0	-	1-0	0-3		
Hood, D.	7-11	18	2-0	-	0-1	0-2	0-1	0-1	2-2	0-2	2-0	1-2		
Vereen, C.	8-4	12	DNP	DNP	DNP	-	-	1-0	1-0	2-1	1-2	3-1		
Reeves-Maybin	6-6	12	-	DNP	-	2-0	0-1	2-1	1-0	0-1	1-0	0-3		
Arnold, M.	3-7	10	1-0	-	1-3	DNP	DNP	DNP	-	DNP	DNP	1-4		
O'Brien, D.	7-3	10	1-0	1-0	-	-	-	1-0	2-1	-	1-1	1-1		
Foreman, M.	6-2	8	3-0	-	-	DNP	DNP	-	DNP	1-0	1-0	1-2		
Propst, J.	4-3	7	1-0	0-1	2-1	-	-	-	-	0-1	-	1-0		
Orta, G.	3-3	6	1-0	-	2-0	-	-	-	-	0-3	-	-		
Swafford, D.	4-2	6	1-1	1-0	1-0	-	1-0	-	-	-	0-1	-		
Smith, T.	5-1	6	1-0	0-1	1-0	-	-	-	2-0	1-0	-	-		
Clark, G.	3-3	6	0-1	DNP	1-0	1-0	-	0-1	-	-	1-1	-		
Harris, C.	4-1	5	3-0	-	1-0	-	0-1	-	-	-	-	-		
Saulsberry, T.	2-3	5	2-0	0-3	-	DNP	DNP	DNP	DNP	-	DNP	DNP		
Carr, J.R.	0-5	5	-	-	0-1	-	0-1	0-2	-	-	0-1	-		
Palardy, M.	3-1	4	1-0	-	-	-	-	-	-	0-1	-	2-0		
Crump, R.	3-1	4	1-0	DNP	DNP	DNP	1-0	0-1	-	-	1-0	-		
Lewis, L.	3-1	4	3-0	-	0-1	-	-	DNP	DNP	DNP	DNP	DNP		
Couch, M.	2-2	4	1-1	1-1	DNP	DNP	DNP	DNP	DNP	DNP	DNP	DNP		
Miller, J.	2-1	3	2-0	-	0-1	DNP	DNP	DNP	DNP	DNP	DNP	DNP		
Hill, A.	2-1	3	-	1-1	-	-	-	-	1-0	-	DNP	DNP		
Blanc, C.	3-0	3	-	1-0	-	2-0	-	-	-	-	-	-		
Bynum, K.	2-0	2	2-0	-	-	DNP	-	DNP	DNP	DNP	DNP	DNP		
King, G.	1-1	2	1-0	-	DNP	-	-	-	-	0-1	-	-		
Johnson, L.	1-1	2	-	0-1	-	-	-	-	1-0	-	-	-		
Worley, J.	2-0	2	-	-	-	-	1-0	-	-	1-0	DNP	DNP		
Juin, R.	1-1	2	1-0	-	-	DNP	DNP	DNP	DNP	0-1	DNP	DNP		
Bowles, D.	1-1	2	-	0-1	-	1-0	-	-	-	-	-	-		
Wiesman, D.	1-0	1	DNP	-	-	-	-	-	1-0	-	-	-		
Jones, R.	1-0	1	DNP	DNP	DNP	DNP	DNP	DNP	DNP	DNP	-	1-0		
Carr, Ja.	0-1	1	-	-	0-1	DNP	DNP	DNP	DNP	DNP	DNP	DNP		
Smith, Jo.	1-0	1	-	1-0	-	-	-	-	DNP	-	-	-		
Howard, A.	1-0	1	-	-	DNP	-	1-0	-	-	-	-	-		
Downs, B.	1-0	1	-	-	-	-	-	-	-	-	1-0	-		
Dallas, V.	1-0	1	-	-	-	1-0	-	-	DNP	DNP	DNP	DNP		

■ Sacks

Player	UA-A	TOT	APSU	WKU	UO	UF	USA	UGA	SC	ALA	MIZZOU	AU	VU	UK
Walls, M.	4-1	4.5	1.0-3	-	1.0-6	-	-	-	2.5-12	-	-	DNP		
Miller, C.	2-0	2.0	-	-	1.0-6	-	1.0-8	-	-	-	-	-		
Williams, J.	1-1	1.5	-	1.5-8	-	-	-	-	-	-	-	-		
Sutton, C.	1-0	1.0	-	-	-	-	-	-	-	-	-	1.0-7		
Vereen, C.	1-0	1.0	DNP	DNP	DNP	-	-	1.0-7	-	-	-	-		
O'Brien, D.	1-0	1.0	-	-	-	-	-	-	1.0-4	-	-	-		
Couch, M.	1-0	1.0	1.0-2	-	DNP	DNP	DNP	DNP	DNP	DNP	DNP	DNP		
Saulsberry, T.	0-1	0.5	-	0.5-2	-	DNP	DNP	DNP	DNP	-	DNP	DNP		
McCullers, D.	0-1	0.5	-	-	-	-	-	-	0.5-1	-	-	-		

■ Tackles for Loss

Player	UA-A	TOT	APSU	WKU	UO	UF	USA	UGA	SC	ALA	MIZZOU	AU	VU	UK
Walls, M.	6-1	6.5	2.0-4	-	1.0-6	1.0-5	-	-	2.5-12	-	-	DNP		
Johnson, A.J.	5-1	5.5	-	1.0-1	-	1.0-2	1.0-1	1.5-3	-	-	-	1.0-3		
McCullers, D.	4-1	4.5	-	-	-	-	-	2.0-3	2.5-5	-	-	-		
Sapp, D.	3-2	4.0	-	2.0-4	-	-	-	1.0-4	0.5-1	-	0.5-2	-		
Sutton, C.	4-0	4.0	-	-	-	-	1.0-5	-	-	1.0-2	-	2.0-10		
Miller, C.	2-1	2.5	-	-	1.0-6	-	1.0-8	-	-	-	0.5-1	-		
Hood, D.	1-2	2.0	1.0-3	-	0.5-0	-	-	-	0.5-1	-	-	-		
Randolph, B.	2-0	2.0	-	-	-	2.0-5	-	-	-	-	-	-		
Couch, M.	2-0	2.0	1.0-2	1.0-3	DNP	DNP	DNP	DNP	DNP	DNP	DNP	DNP		
O'Brien, D.	2-0	2.0	1.0-3	-	-	-	-	-	1.0-4	-	-	-		
Williams, J.	1-1	1.5	-	1.5-8	-	-	-	-	-	-	-	-		
Brewer, B.	1-1	1.5	-	-	-	1.0-1	-	0.5-1	-	-	-	-		
Smith, Ja.	0-2	1.0	DNP	DNP	-	-	-	1.0-2	-	-	-	-		
McNeil, L.	1-0	1.0	-	1.0-5	-	-	-	-	-	-	-	-		
Vereen, C.	1-0	1.0	DNP	DNP	DNP	-	-	1.0-7	-	-	-	-		
Foreman, M.	1-0	1.0	-	-	-	DNP	DNP	-	DNP	1.0-3	-	-		
Dallas, V.	1-0	1.0	-	-	-	1.0-15	-	-	DNP	DNP	-	DNP		
Moore, B.	1-0	1.0	-	-	-	-	-	-	-	-	1.0-1	-		
Coleman, J.	1-0	1.0	-	1.0-1	-	-	-	-	-	-	-	-		
Orta, G.	1-0	1.0	1.0-2	-	-	-	-	-	-	-	-	-		
Lewis, L.	1-0	1.0	1.0-1	-	-	-	-	DNP	DNP	DNP	DNP	DNP		
Toney, J.	1-0	1.0	-	-	-	-	-	-	-	-	1.0-1	-		
Saulsberry, T.	0-1	0.5	-	0.5-2	-	DNP	DNP	DNP	DNP	-	DNP	DNP		
Arnold, M.	0-1	0.5	-	-	0.5-1	DNP	DNP	DNP	-	DNP	DNP	-		

■ Interception Returns

Player	No-Yds	APSU	WKU	UO	UF	USA	UGA	SC	ALA	MIZZOU	AU	VU	UK	
Randolph, B.	3-38	-	2-38	-	-	1-0	-	-	-	-	-	-		
Brewer, B.	2-0	-	1-0	-	-	1-0	-	-	-	-	-	-		
Sutton, C.	2-36	-	1-36	-	-	-	-	1-0	-	-	-	-		
Foreman, M.	1-4	1-4	-	-	DNP	DNP	-	DNP	-	-	-	-		
Coleman, J.	1-23	-	1-23	-	-	-	-	-	-	-	-	-		
Hood, D.	1-5	1-5	-	-	-	-	-	-	-	-	-	-		
Smith, Ja.	1-18	DNP	DNP	-	-	-	-	-	-	-	-	1-18		
Swafford, D.	1-62	-	-	-	1-62	-	-	-	-	-	-	-		
McNeil, L.	1-16	-	-	-	-	1-16	-	-	-	-	-	-		

► PARTICIPATION GAME-BY-GAME

■ Participation

No.	Player	GP/GS	APSU	WKU	UO	UF	USA	UGA	SC	ALA	MIZZOU	AU	VU	UK
46	Arnold, M.	5/-	X	X	X	DNP	DNP	DNP	X	DNP	DNP	X		
88	Ayres, J.	2/-	X	X	DNP	DNP	DNP	DNP	DNP	DNP	DNP	DNP		
83	Blanc, C.	10/1	X	X	X	X	X	X	WR	X	X	X		
7	Bowles, D.	10/-	X	X	X	X	X	X	X	X	X	X		
86	Branisel, A.J.	10/-	X	X	X	X	X	X	X	X	X	X		
17	Brewer, B.	10/4	X	X	X	SLB	X	SLB	SLB	X	X	SLB		
78	Bullard, A.	10/9	LG	LG	LG	LG	LG	LG	X	LG	LG	LG		
51	Bynum, K.	4/-	X	X	X	DNP	X	DNP	DNP	DNP	DNP	DNP		
94	Carr, Ja.	3/-	X	X	X	DNP	DNP	DNP	DNP	DNP	DNP	DNP		
53	Carr, J.R.	10/-	X	X	X	X	X	X	X	X	X	X		
87	Carter, J.	9/-	X	X	X	X	X	X	X	X	DNP	X		
93	Clark, G.	9/-	X	DNP	X	X	X	X	X	X	X	X		
27	Coleman, J.	10/10	CB	CB	CB	CB	CB	CB	CB	CB	CB	CB		
44	Couch, M.	2/-	X	X	DNP	DNP	DNP	DNP	DNP	DNP	DNP	DNP		
18	Croom, J.	10/5	WR	WR	X	X	X	X	X	WR	WR	WR		
57	Crowder, M.	6/1	X	X	X	DNP	DNP	DNP	C	X	X	DNP		
40	Crump, R.	7/-	X	DNP	DNP	DNP	X	X	X	X	X	X		
6	Dallas, V.	6/1	X	X	WR	X	X	X	DNP	DNP	DNP	DNP		
11	Dobbs, J.	3/2	DNP	DNP	DNP	DNP	DNP	DNP	DNP	X	QB	QB		
85	Downs, B.	10/9	TE	TE	TE	TE	TE	TE	TE	TE	X	TE		
3	Drummer, T.	10/-	X	X	X	X	X	X	X	X	X	X		
22	Foreman, M.	7/-	X	X	X	DNP	DNP	X	DNP	X	X	X		
72	Fulton, Z.	10/10	RG	RG	RG	RG	RG	RG	RG	RG	RG	RG		
65	Gilliam, J.	2/-	DNP	DNP	DNP	DNP	DNP	DNP	DNP	X	X	DNP		
59	Grieco, G.	10/-	X	X	X	X	X	X	X	X	X	X		
52	Harris, C.	10/-	X	X	X	X	X	X	X	X	X	X		
1	Harris, P.	5/-	X	X	X	DNP	DNP	DNP	X	X	DNP	DNP		
30	Hill, A.	8/-	X	X	X	X	X	X	X	X	DNP	DNP		
97	Hood, D.	10/10	NG	NG	NG	NG	NG	NG	NG	NG	NG	NG		
2	Howard, A.	9/9	WR	WR	DNP	WR	WR	WR	WR	WR	WR	WR		
70	James, J.	10/10	RT	RT	RT	RT	RT	RT	RT	RT	RT	RT		
45	Johnson, A.J.	10/10	MLB	MLB	MLB	MLB	MLB	MLB	MLB	MLB	MLB	MLB		
81	Johnson, J.	8/1	X	X	DNP	DNP	X	X	X	X	WR	X		
28	Johnson, L.	10/-	X	X	X	X	X	X	X	X	X	X		
21	Jones, R.	2/-	DNP	DNP	DNP	DNP	DNP	DNP	DNP	DNP	X	X		
9	Juin, R.	4/-	X	X	X	DNP	DNP	DNP	DNP	X	DNP	DNP		
77	Kerbyson, K.	10/-	X	X	X	X	X	X	X	X	X	X		
48	King, G.	9/-	X	X	DNP	X	X	X	X	X	X	X		
15	Lane, M.	9/-	X	X	X	X	X	DNP	X	X	X	X		
4	Lewis, L.	5/-	X	X	X	X	X	DNP	DNP	DNP	DNP	DNP		
98	McCullers, D.	10/10	DT	DT	DT	DT	DT	DT	DT	DT	DT	DT		
33	McNeil, L.	10/10	FS	FS	FS	FS	FS	FS	FS	FS	FS	FS		
80	Miller, C.	10/10	DE	DE	DE	DE	DE	DE	DE	DE	DE	DE		
89	Miller, J.	3/-	X	X	X	DNP	DNP	DNP	DNP	DNP	DNP	DNP		
3	Moore, B.	10/-	X	X	X	X	X	X	X	X	X	X		
20	Neal, R.	10/10	TB	TB	TB	TB	TB	TB	TB	TB	TB	TB		
8	North, M.	10/10	WR	WR	WR	WR	WR	WR	WR	WR	WR	WR		
95	O'Brien, D.	10/-	X	X	X	X	X	X	X	X	X	X		
26	Orta, G.	10/-	X	X	X	X	X	X	X	X	X	X		
66	Pair, M.	5/-	X	X	X	DNP	DNP	DNP	DNP	X	X	DNP		
1	Palardy, M.	10/-	X	X	X	X	X	X	X	X	X	X		
12	Peterman, N.	4/1	X	X	X	QB	DNP	DNP	DNP	DNP	DNP	DNP		
67	Posey, A.	2/-	X	X	DNP	DNP	DNP	DNP	DNP	DNP	DNP	DNP		
21	Priddy, D.	1/-	DNP	X	DNP	DNP	DNP	DNP	DNP	DNP	DNP	DNP		
47	Propst, J.	10/-	X	X	X	X	X	X	X	X	X	X		
84	Quinn, W.	3/-	X	X	X	DNP	DNP	DNP	DNP	DNP	DNP	DNP		
37	Randolph, B.	10/10	SS	SS	SS	SS	SS	SS	SS	SS	SS	SS		
34	Reeves-Maybin	9/-	X	DNP	X	X	X	X	X	X	X	X		
74	Richardson, A.	10/10	LT	LT	LT	LT	LT	LT	LT	LT	LT	LT		
41	Sapp, D.	10/10	WLB	WLB	WLB	WLB	WLB	WLB	WLB	WLB	WLB	WLB		
96	Saulsberry, T.	4/-	X	X	X	DNP	DNP	DNP	DNP	X	DNP	DNP		
76	Simcox, J.	1/-	X	DNP	DNP	DNP	DNP	DNP	DNP	DNP	DNP	DNP		
55	Smith, Ja.	8/7	DNP	DNP	X	LEO	LEO	LEO	LEO	LEO	LEO	LEO		
25	Smith, Jo.	9/4	X	X	WR	WR	WR	WR	DNP	X	X	X		
29	Smith, T.	10/-	X	X	X	X	X	X	X	X	X	X		
82	Stocstill, J.	7/-	X	DNP	DNP	DNP	X	X	X	X	X	X		
64	Stone, J.	10/10	C	C	C	C	C	C	LG	C	C	C		
24	Summerhill, D.	8/-	X	X	X	X	DNP	DNP	X	X	X	X		
23	Sutton, C.	10/10	CB	CB	CB	CB	CB	CB	CB	CB	CB	CB		
13	Swafford, D.	10/1	X	X	X	X	NK	X	X	X	X	X		
31	Thomas, T.	2/-	DNP	DNP	DNP	DNP	DNP	DNP	DNP	DNP	X	X		
35	Toney, J.	10/5	NK	NK	NK	X	X	X	X	NK	NK	X		
50	Vereen, C.	7/-	DNP	DNP	DNP	X	X	X	X	X	X	X		
58	Walls, M.	9/-	X	X	X	X	X	X	X	X	X	DNP		
71	Wiesman, D.	9/-	DNP	X	X	X	X	X	X	X	X	X		
54	Williams, J.	10/3	LEO	LEO	LEO	X	X	X	X	X	X	X		
14	Worley, J.	8/7	QB	QB	QB	X	QB	QB	QB	QB	DNP	DNP		
19	Young, D.	5/-	X	DNP	DNP	DNP	DNP	DNP	X	X	X	X		

Starts indicated by position; X-Played; DNP-Did Not Play

► 2013 SUPERLATIVES

2013 Team Superlatives

■ Tennessee Highs and Lows

Points Scored	52	Western Kentucky
Low	3	at Missouri
First Downs	30	Austin Peay
Low	12	at Florida
Rushing Attempts	52	Austin Peay
Low	23	at Florida
Rushing Yards	315	Austin Peay
Low	66	at Florida
Rushing TDs	4	Western Kentucky
Low	0	2x, last at Missouri
Passes Attempted	42	at Missouri
Low	19	Western Kentucky
Passes Completed	26	at Missouri
Low	11	Western Kentucky
Had Intercepted	4	at Florida
Low	0	4x, last vs. South Carolina
Passing Yards	240	at Missouri
Low	128	vs. Auburn
Passing TDs	3	Austin Peay
Low	0	3x, last vs. Auburn
Total Offensive Plays	77	South Carolina
Low	56	at Alabama
Total Offensive Yards	482	South Alabama
Low	220	at Florida
Fumbles	2	at Florida
Low	0	2x, last vs. South Carolina
Fumbles Lost	2	at Florida
Low	0	4x, last vs. Auburn
Penalties	9	2x, last at Missouri
Low	0	Austin Peay
Penalty Yards	67	Georgia
Low	0	Austin Peay
QB Sacks by	4	South Carolina
Low	0	3x, last at Missouri

■ Opponent Highs and Lows

Points Scored	59	Oregon
Low	0	Austin Peay
First Downs	29	Oregon
Low	11	Austin Peay
Rushing Attempts	56	Florida
Low	27	Austin Peay
Rushing Yards	444	Auburn
Low	79	Austin Peay
Rushing TDs	5	Auburn
Low	0	Austin Peay
Passes Attempted	36	Western Kentucky
Low	7	Auburn
Passes Completed	25	Oregon
Low	3	Auburn
Had Intercepted	5	Western Kentucky
Low	0	4x, last Missouri
Passing Yards	471	Oregon
Low	35	Auburn
Passing TDs	4	Oregon
Low	0	2x, last South Alabama
Total Offensive Plays	79	2x, last Missouri
Low	53	Austin Peay
Total Offensive Yards	687	Oregon
Low	211	Austin Peay
Fumbles	6	Florida
Low	0	4x, last Missouri
Fumbles Lost	2	2x, last Florida
Low	0	4x, last Missouri
Penalties	9	2x, last South Carolina
Low	1	Auburn
Penalty Yards	85	Austin Peay
Low	5	Auburn
QB Sacks by	3	Georgia
Low	0	2x, last Alabama

STATS » 2013 INDIVIDUAL SUPERLATIVES

■ Most by a Vol...

Rushing Attempts	28	Rajion Neal vs. Georgia
Net Rushing Yards	169	Rajion Neal vs. Austin Peay
Rushing TDs	3	Rajion Neal vs. Western Kentucky
Pass attempts	42	Joshua Dobbs vs. Missouri
Pass completions	26	Joshua Dobbs vs. Missouri
Had Intercepted	3	Justin Worley vs. South Alabama
Passing Yards	240	Joshua Dobbs vs. Missouri
Passing TDs	3	Justin Worley vs. Austin Peay
Total Offense Plays	49	Joshua Dobbs vs. Missouri
All-Purpose Yards	183	Rajion Neal vs. South Alabama
Receptions	11	Alton Howard vs. Missouri
Receiving Yards	102	Marquez North vs. South Carolina
Receiving TDs	1	10x, last Alton Howard vs. South Carolina
Points Scored	18	Rajion Neal vs. Western Kentucky
Touchdowns	3	Rajion Neal vs. Western Kentucky
Field Goals (Made)	3	2x, last Michael Palardy vs. Auburn
PATs (Made)	7	Michael Palardy vs. Western Kentucky
Punts	9	Michael Palardy at Oregon
Punt Average (min. 3)	51.2	Michael Palardy vs. Georgia
Punt Returns	2	5x, last Devrin Young vs. Missouri
Punt Return Yards	30	Jacob Carter vs. South Alabama
Kickoff Returns	5	2x, last Devrin Young at Alabama
Kickoff Return Yards	146	Devrin Young at Alabama
Total Tackles	12	2x, last A.J. Johnson vs. Georgia
Solo Tackles	8	Brian Randolph at Florida
TFL	2.5	Daniel McCullers & Marlon Walls vs. South Carolina
Sacks	2.5	Marlon Walls vs. South Carolina
Interceptions	2	Brian Randolph vs. Western Kentucky
Interception Return Yds.	62	Devaun Swafford at Florida

■ Tennessee's Long Plays

Rushing	54	Marlin Lane vs. South Alabama
Passing	51	Justin Worley to Josh Smith at Oregon
Field Goal	51	Michael Palardy at Missouri
Punt	65	Michael Palardy vs. Georgia
Punt Return	18	Jacob Carter vs. South Alabama
Kickoff Return	58	Devrin Young vs. Austin Peay
Interception Return	62	Devaun Swafford at Florida
Fumble Return	23	Max Arnold vs. Western Kentucky

■ Most by an Opponent...

Rushing Attempts	24	Mack Brown, Florida
Net Rushing Yards	214	Nick Marshall, Auburn
Rushing TDs	3	Tre Mason, Auburn
Pass Attempts	42	Ross Metheny, South Alabama
Pass Completions	23	Marcus Mariota, Oregon
Had Intercepted	5	Brandon Doughty, Western Kentucky
Pass Yards	456	Marcus Mariota, Oregon
Pass TDs	4	Marcus Mariota, Oregon
Total Offense Plays	52	Ross Metheny, South Alabama
All-Purpose Yards	214	Nick Marshall, Auburn
Receptions	6	3x, last Kevin Norwood, Alabama
Receiving Yards	125	Josh Huff, Oregon
Receiving TDs	2	2x, last Rantavious Wooten, Georgia
Points Scored	18	2x, last Tre Mason, Auburn
Touchdowns	3	2x, last Tre Mason, Auburn
Field Goals	2	2x, Marshall Morgan, Georgia
PATs	6	Cody Parkey, Auburn
Punts	8	Christian Brinser, Missouri
Punt Average (min. 3)	46.3	Alejandro Maldonado, Oregon
Punt Returns	2	6x, last Chris Davis, Auburn
Punt Return Yards	127	Chris Davis, Auburn
Kickoff Returns	4	Anthony Wales, Western Kentucky
Kickoff Return Yards	106	Christion Jones, Alabama
Total Tackles	15	Ramik Wilson, Georgia
Solo Tackles	8	2x, last Ramik Wilson, Georgia
TFL	3.0	Dante Fowler Jr., Florida
Sacks	2.0	Ray Drew, Georgia
Interceptions	1	13x, last Robenson Therezie, Auburn
Interception Return Yds	89	Landon Collins, Alabama

■ Opponent's Long Plays

Rushing	62	Nick Marshall, Auburn
Passing	76	Connor Shaw to Damiere Byrd, South Carolina
Field Goal	56	Marshall Morgan, Georgia
Punt	57	Steven Clark, Auburn
Punt Return	85	Chris Davis, Auburn
Kickoff Return	90	Corey Grant, Auburn
Interception Return	89	Landon Collins, Alabama
Fumble Return	0	5x, last Matt White, Missouri

▶ DRIVE CHARTS

■ Tennessee vs. Austin Peay (Aug. 31)

Team	Qtr	Drive Started			Drive Ended			Consumed	
		Spot	Time	Obtained	Spot	Time	How Lost	PI-Yds	TOP
APSU	1st	A25	15:00	Kickoff	A27	13:56	Punt	3-2	1:04
APSU	1st	A36	12:29	Kickoff	A38	11:41	Interception	2-2	0:48
APSU	1st	A15	10:44	Kickoff	A10	08:47	Punt	3-5	1:57
APSU	1st	A14	06:13	Kickoff	A20	02:00	Punt	5-6	4:13
APSU	2nd	A22	14:38	Kickoff	T13	10:10	Missed FG	10-65	4:28
APSU	2nd	A28	06:46	Kickoff	A29	05:36	Punt	3-1	1:10
APSU	2nd	A30	00:51	Kickoff	A43	00:00	End of half	2-13	0:51
APSU	3rd	A24	12:52	Kickoff	A49	10:15	Punt	6-25	2:37
APSU	3rd	A16	06:52	Punt	T12	14:54	Interception	14-72	6:58
APSU	4th	A10	12:04	Punt	A09	09:40	Punt	3-1	2:24
APSU	4th	A22	07:42	Fumble	A28	05:25	Punt	3-6	2:17
UT	1st	T36	13:56	Punt	A00	12:43	*TOUCHDOWN	4-64	1:13
UT	1st	A25	11:41	Interception	A00	10:50	*TOUCHDOWN	3-25	0:51
UT	1st	T39	08:47	Punt	A00	06:20	*TOUCHDOWN	7-61	2:27
UT	1st	A49	02:00	Punt	A00	14:46	*TOUCHDOWN	7-49	2:14
UT	2nd	T20	10:10	Missed FG	A00	06:56	*TOUCHDOWN	9-80	3:14
UT	2nd	T32	05:36	Punt	A00	00:53	*TOUCHDOWN	11-68	4:43
UT	3rd	A27	14:48	Kickoff	A19	13:02	*FIELD GOAL	4-8	1:46
UT	3rd	T19	10:15	Punt	T48	06:52	Punt	8-29	3:23
UT	4th	T10	14:54	Interception	T32	12:04	Punt	6-22	2:50
UT	4th	T50	09:40	Punt	A22	07:42	Fumble	5-28	1:58
UT	4th	T22	05:25	Punt	A20	00:00	End of half	10-58	5:25

AUSTIN PEAY	1st Qtr	2nd Qtr	3rd Qtr	4th Qtr	1st Half	2nd Half	Total
Time of possession	08:29	06:49	09:39	04:47	15:18	14:26	29:44
3rd Down Conversions	0/3	0/2	2/5	0/2	0/5	2/7	2/12
Avg Field Position	A22	A26	A20	A16	A24	A18	A22
4th Down Conversions	0/0	0/0	2/2	0/0	0/0	2/2	2/2

TENNESSEE	1st Qtr	2nd Qtr	3rd Qtr	4th Qtr	1st Half	2nd Half	Total
Time of possession	06:31	08:11	05:21	10:13	14:42	15:34	30:16
3rd Down Conversions	1/1	2/2	1/3	3/5	3/3	4/8	7/11
Avg Field Position	T50	T26	T46	T27	T42	T34	T38
4th Down Conversions	0/0	0/0	0/0	0/0	0/0	0/0	0/0

■ Tennessee at #2/2 Oregon (Sept. 14)

Team	Qtr	Drive Started			Drive Ended			Consumed	
		Spot	Time	Obtained	Spot	Time	How Lost	PI-Yds	TOP
UT	1st	V29	13:35	Punt	V30	13:23	Fumble	2-1	0:12
UT	1st	V20	12:18	Missed FG	H00	09:00	*TOUCHDOWN	6-80	3:18
UT	1st	V25	05:45	Kickoff	V31	04:17	Punt	3-6	1:28
UT	1st	V27	03:34	Kickoff	V36	01:34	Punt	3-9	2:00
UT	2nd	V31	14:54	Kickoff	H45	11:18	Punt	9-24	3:36
UT	2nd	V30	09:53	Kickoff	V46	06:15	Punt	6-16	3:38
UT	2nd	V30	04:20	Kickoff	V37	02:38	Punt	3-7	1:42
UT	2nd	V27	01:19	Kickoff	V35	00:00	End of half	2-8	1:19
UT	3rd	V24	15:00	Kickoff	V28	13:33	Punt	3-4	1:27
UT	3rd	V25	11:30	Kickoff	H43	07:34	Punt	8-32	3:56
UT	3rd	V27	05:40	Kickoff	V29	04:37	Punt	3-2	1:03
UT	3rd	V25	02:19	Kickoff	V34	00:42	Punt	3-9	1:37
UT	4th	V27	13:30	Punt	H00	07:14	*TOUCHDOWN	12-73	6:16
UT	4th	V12	02:46	Punt	V42	00:00	End of half	4-30	2:46

ORE	1st	H16	15:00	Kickoff	H18	13:35	Punt	3-2	1:25
ORE	1st	V30	13:23	Fumble	V20	12:18	Missed FG	6-10	1:05
ORE	1st	H36	09:00	Kickoff	V20	05:45	*FIELD GOAL	9-44	3:15
ORE	1st	V37	04:17	Punt	V00	03:34	*TOUCHDOWN	4-37	0:43
ORE	1st	H22	01:34	Punt	V00	14:54	*TOUCHDOWN	5-78	1:40
ORE	2nd	H20	11:18	Punt	V00	09:53	*TOUCHDOWN	4-80	1:25
ORE	2nd	H20	06:15	Punt	V00	04:20	*TOUCHDOWN	7-80	1:55
ORE	2nd	H08	02:38	Punt	V00	01:19	*TOUCHDOWN	6-92	1:19
ORE	3rd	H27	13:33	Punt	V00	11:30	*TOUCHDOWN	9-73	2:03
ORE	3rd	H11	07:34	Punt	V00	05:40	*TOUCHDOWN	7-89	1:54
ORE	3rd	H37	04:37	Punt	V00	02:19	*TOUCHDOWN	9-63	2:18
ORE	3rd	H26	00:42	Punt	H30	13:30	Punt	3-4	2:12
ORE	4th	H19	07:06	Kickoff	H44	02:46	Punt	6-25	4:20

TENNESSEE	1st Qtr	2nd Qtr	3rd Qtr	4th Qtr	1st Half	2nd Half	Total
Time of possession	06:58	10:15	08:03	09:02	17:13	17:05	34:18
3rd Down Conversions	1/3	3/6	1/5	0/1	4/9	1/6	5/15
Avg Field Position	V25	V29	V25	V19	V27	V23	V25
4th Down Conversions	0/0	0/0	0/0	1/1	0/0	1/1	1/1

#2 OREGON	1st Qtr	2nd Qtr	3rd Qtr	4th Qtr	1st Half	2nd Half	Total
Time of possession	08:02	04:45	06:57	05:58	12:47	12:55	25:42
3rd Down Conversions	2/5	0/1	3/3	1/3	2/6	4/6	6/12
Avg Field Position	H41	H16	H25	H19	H31	H24	H28
4th Down Conversions	0/0	1/1	0/0	0/0	1/1	0/0	1/1

■ Tennessee vs. Western Kentucky (Sept. 7)

Team	Qtr	Drive Started			Drive Ended			Consumed	
		Spot	Time	Obtained	Spot	Time	How Lost	PI-Yds	TOP
WKU	1st	W25	15:00	Kickoff	T20	07:55	*FIELD GOAL	14-55	7:05
WKU	1st	W02	05:52	Punt	W19	04:24	Interception	4-17	1:28
WKU	1st	W29	04:18	Kickoff	W32	03:27	Interception	2-3	0:51
WKU	1st	W30	03:20	Kickoff	W28	03:12	Fumble	1-2	0:08
WKU	1st	W28	01:14	Kickoff	W35	01:05	Fumble	1-7	0:09
WKU	1st	W14	00:23	Kickoff	W14	00:17	Interception	1-0	0:06
WKU	2nd	W25	14:38	Kickoff	W33	11:32	Punt	6-8	3:06
WKU	2nd	W20	09:57	Punt	T00	06:47	*TOUCHDOWN	9-80	3:10
WKU	2nd	W33	05:42	Punt	T05	01:40	Interception	7-62	4:02
WKU	2nd	T08	00:34	Punt	T00	00:23	*TOUCHDOWN	2-8	0:11
WKU	3rd	W25	13:10	Kickoff	T16	08:42	*FIELD GOAL	10-59	4:28
WKU	3rd	W21	05:53	Kickoff	W22	04:45	Punt	3-1	1:08
WKU	3rd	W17	01:29	Interception	T15	13:48	Interception	6-68	2:41
WKU	4th	W23	09:48	Kickoff	W32	06:26	Punt	6-9	3:22

UT	1st	T37	07:47	Kickoff	T49	05:52	Punt	5-12	1:55
UT	1st	W00	04:24	Interception	W00	04:24	*TOUCHDOWN	0-0	0:00
UT	1st	W00	03:27	Interception	W00	03:27	*TOUCHDOWN	0-0	0:00
UT	1st	W28	03:12	Fumble	W06	01:20	*FIELD GOAL	5-22	1:52
UT	1st	W12	01:05	Fumble	W00	00:31	*TOUCHDOWN	2-12	0:34
UT	1st	W22	00:17	Interception	W00	14:38	*TOUCHDOWN	3-22	0:39
UT	2nd	T37	11:32	Punt	T46	09:57	Punt	3-9	1:35
UT	2nd	T25	06:47	Kickoff	T32	05:42	Punt	3-7	1:05
UT	2nd	T18	01:40	Interception	T24	00:34	Punt	3-6	1:06
UT	2nd	T20	00:14	Kickoff	T19	00:00	End of half	1-1	0:14
UT	3rd	T41	14:54	Kickoff	W00	13:10	*TOUCHDOWN	5-59	1:44
UT	3rd	T25	08:42	Kickoff	W00	05:59	*TOUCHDOWN	8-75	2:43
UT	3rd	T42	04:45	Punt	W20	01:29	Interception	8-38	3:16
UT	4th	T20	13:48	Interception	W00	09:56	*TOUCHDOWN	8-80	3:52
UT	4th	T31	06:26	Punt	W03	00:00	End of half	11-66	6:26

WESTERN KENTUCKY	1st Qtr	2nd Qtr	3rd Qtr	4th Qtr	1st Half	2nd Half	Total
Time of possession	10:14	10:29	07:11	04:42	20:43	11:53	32:36
3rd Down Conversions	3/4	3/5	1/3	1/3	6/9	2/6	8/15
Avg Field Position	W21	W42	W21	W23	W29	W21	W27
4th Down Conversions	0/0	0/0	0/0	0/0	0/0	0/0	0/0

TENNESSEE	1st Qtr	2nd Qtr	3rd Qtr	4th Qtr	1st Half	2nd Half	Total
Time of possession	04:46	04:31	07:49	10:18	09:17	18:07	27:24
3rd Down Conversions	0/2	0/3	1/2	3/3	0/5	4/5	4/10
Avg Field Position	W32	T25	T36	T25	T46	T31	T41
4th Down Conversions	0/0	0/0	0/0	0/0	0/0	0/0	0/0

■ Tennessee at #19/18 Florida (Sept. 21)

Team	Qtr	Drive Started			Drive Ended			Consumed	
		Spot	Time	Obtained	Spot	Time	How Lost	PI-Yds	TOP
UT	1st	F15	13:00	Downs	F21	12:15	Fumble	2-6	0:45
UT	1st	F00	09:23	Interception	F00	09:23	*TOUCHDOWN	0-0	0:00
UT	1st	T11	04:03	Punt	T06	03:24	Fumble	3-5	0:39
UT	1st	T18	01:43	Kickoff	T44	14:15	Interception	8-26	2:28
UT	2nd	T25	13:23	Kickoff	T22	12:11	Punt	3-3	1:12
UT	2nd	F38	11:31	Fumble	F47	09:04	Punt	5-9	2:27
UT	2nd	F28	05:03	Fumble	F27	03:40	Interception	3-1	1:23
UT	2nd	T25	00:37	Kickoff	T27	00:00	End of half	1-2	0:37
UT	3rd	T25	15:00	Kickoff	F27	12:17	*FIELD GOAL	8-48	2:43
UT	3rd	T20	07:08	Kickoff	T37	04:18	Punt	6-17	2:50
UT	4th	T21	13:52	Kickoff	F00	10:20	*TOUCHDOWN		

► DRIVE CHARTS

■ Tennessee vs. South Alabama (Sept. 28)

Team	Qtr	Drive Started			Drive Ended			Consumed	
		Spot	Time	Obtained	Spot	Time	How Lost	PI-Yds	TOP
USA	1st	S18	15:00	Kickoff	T00	12:25	*TOUCHDOWN	6-82	2:35
USA	1st	S15	11:01	Punt	S16	10:32	Interception	2-1	0:29
USA	1st	S25	09:49	Kickoff	S42	06:55	Punt	6-17	2:54
USA	1st	S25	02:32	Kickoff	S47	00:09	Punt	6-22	2:23
USA	2nd	S25	13:16	Kickoff	S37	12:07	Punt	4-12	1:09
USA	2nd	S25	10:16	Kickoff	S26	08:58	Punt	3-1	1:18
USA	2nd	S20	06:40	Interception	S22	04:34	Punt	3-2	2:06
USA	2nd	S14	00:17	Interception	S13	00:00	End of half	1--1	0:17
USA	3rd	S07	12:21	Kickoff	S35	09:23	Interception	6-28	2:58
USA	3rd	T05	09:06	Interception	T00	08:51	*TOUCHDOWN	2-5	0:15
USA	3rd	S24	07:14	Punt	T08	04:05	*FIELD GOAL	10-68	3:09
USA	3rd	S39	02:28	Punt	T24	14:36	Missed FG	10-37	2:52
USA	4th	T29	10:54	Missed FG	T00	08:55	*TOUCHDOWN	6-29	1:59
USA	4th	S13	07:53	Punt	T08	01:51	Interception	16-79	6:02
UT	1st	T33	12:17	Kickoff	T37	11:01	Punt	3-4	1:16
UT	1st	S23	10:32	Interception	S22	09:49	*FIELD GOAL	4-1	0:43
UT	1st	T08	06:55	Punt	S00	02:32	*TOUCHDOWN	9-92	4:23
UT	1st	T31	00:09	Punt	S00	13:16	*TOUCHDOWN	7-69	1:53
UT	2nd	T27	12:07	Punt	S00	10:16	*TOUCHDOWN	4-73	1:51
UT	2nd	S49	08:58	Punt	S34	06:40	Interception	5-15	2:18
UT	2nd	T22	04:34	Punt	S04	00:17	Interception	13-74	4:17
UT	3rd	T24	14:52	Kickoff	S00	12:28	*TOUCHDOWN	7-76	2:24
UT	3rd	S35	09:23	Interception	S35	09:06	Interception	1-0	0:17
UT	3rd	T23	08:43	Kickoff	T26	07:14	Punt	3-3	1:29
UT	3rd	T23	03:55	Kickoff	T23	02:28	Punt	3-0	1:27
UT	4th	T24	14:36	Missed FG	S35	10:54	Missed FG	9-41	3:42
UT	4th	T41	08:52	Kickoff	T45	07:53	Punt	3-4	0:59
UT	4th	T20	01:51	Interception	T30	00:00	End of half	4-10	1:51

SOUTH ALABAMA							
	1st Qtr	2nd Qtr	3rd Qtr	4th Qtr	1st Half	2nd Half	Total
Time of possession	08:21	04:50	08:57	08:25	13:11	17:22	30:33
3rd Down Conversions	2/4	0/3	1/4	4/6	2/7	5/10	7/17
Avg Field Position	S20	S21	S41	S42	S20	S41	S29
4th Down Conversions	0/0	0/0	1/1	0/1	0/0	1/2	1/2

TENNESSEE							
	1st Qtr	2nd Qtr	3rd Qtr	4th Qtr	1st Half	2nd Half	Total
Time of possession	06:39	10:10	06:03	06:35	16:49	12:38	29:27
3rd Down Conversions	2/4	0/1	0/2	2/4	2/5	2/6	4/11
Avg Field Position	T37	T33	T33	T28	T35	T31	T33
4th Down Conversions	0/0	0/0	0/0	0/0	0/0	0/0	0/0

■ Tennessee vs. #11/9 South Carolina (Oct. 19)

Team	Qtr	Drive Started			Drive Ended			Consumed	
		Spot	Time	Obtained	Spot	Time	How Lost	PI-Yds	TOP
SC	1st	S09	13:31	Punt	S16	11:58	Punt	3-7	1:33
SC	1st	S25	09:14	Kickoff	S20	08:51	Punt	3--5	0:23
SC	1st	S11	07:29	Punt	T45	07:07	Fumble	2-44	0:22
SC	1st	S19	06:00	Punt	S25	02:09	Punt	6-6	3:51
SC	1st	S05	00:50	Punt	T00	14:50	*TOUCHDOWN	3-95	1:00
SC	2nd	S25	10:12	Kickoff	S21	08:36	Punt	3--4	1:36
SC	2nd	S20	06:06	Kickoff	T27	00:54	Missed FG	11-53	5:12
SC	3rd	S23	14:52	Kickoff	T45	14:23	Interception	2-32	0:29
SC	3rd	S34	12:57	Punt	T00	09:46	*TOUCHDOWN	11-66	3:11
SC	3rd	S30	05:57	Missed FG	T00	02:50	*TOUCHDOWN	6-70	3:07
SC	3rd	S45	01:26	Punt	T47	13:54	Punt	6-8	2:32
SC	4th	S11	10:01	Kickoff	S12	07:41	Punt	3-1	2:20
SC	4th	S12	05:44	Punt	S15	04:33	Punt	3-3	1:11
SC	4th	S18	03:16	Punt	S26	02:48	Punt	3-8	0:28
UT	1st	T35	15:00	Kickoff	T27	13:31	Punt	3--8	1:29
UT	1st	T47	11:58	Punt	S20	09:14	*FIELD GOAL	7-33	2:44
UT	1st	T45	08:51	Punt	S48	07:29	Punt	3-7	1:22
UT	1st	T45	07:07	Fumble	S48	06:00	Punt	3-7	1:07
UT	1st	T46	02:09	Punt	S46	00:50	Punt	5-8	1:19
UT	2nd	T25	14:50	Kickoff	S00	10:12	*TOUCHDOWN	10-75	4:38
UT	2nd	T39	08:36	Punt	S00	06:11	*TOUCHDOWN	7-61	2:25
UT	2nd	T28	00:54	Missed FG	T30	00:00	End of half	3-2	0:54
UT	3rd	T27	14:23	Interception	T31	12:57	Punt	3-4	1:26
UT	3rd	T25	09:46	Kickoff	S29	05:57	Missed FG	10-46	3:49
UT	3rd	T12	02:49	Kickoff	T06	01:26	Punt	3--6	1:23
UT	4th	T17	13:54	Punt	S16	10:11	*FIELD GOAL	9-67	3:43
UT	4th	S35	07:41	Punt	T49	05:44	Punt	3--16	1:57
UT	4th	T45	04:33	Punt	S49	03:16	Punt	3-6	1:17
UT	4th	T35	02:48	Punt	S02	00:00	*FIELD GOAL	9-63	2:48

#11/9 SOUTH CAROLINA							
	1st Qtr	2nd Qtr	3rd Qtr	4th Qtr	1st Half	2nd Half	Total
Time of possession	06:59	07:03	08:21	05:15	14:02	13:36	27:38
3rd Down Conversions	1/4	1/3	2/3	0/4	2/7	2/7	4/14
Avg Field Position	S13	S22	S33	S13	S16	S24	S20
4th Down Conversions	0/0	0/0	1/1	0/0	0/0	1/1	1/1

TENNESSEE							
	1st Qtr	2nd Qtr	3rd Qtr	4th Qtr	1st Half	2nd Half	Total
Time of possession	08:01	07:57	06:39	09:45	15:58	16:24	32:22
3rd Down Conversions	1/6	0/1	2/5	2/5	1/7	4/10	5/17
Avg Field Position	T43	T30	T21	T40	T38	T32	T35
4th Down Conversions	0/0	0/0	0/0	0/0	0/0	0/0	0/0

■ Tennessee vs. #6/6 Georgia (Oct. 5)

Team	Qtr	Drive Started			Drive Ended			Consumed	
		Spot	Time	Obtained	Spot	Time	How Lost	PI-Yds	TOP
UGA	1st	G21	15:00	Kickoff	T39	12:12	*FIELD GOAL	6-40	2:48
UGA	1st	G20	08:20	Punt	T00	03:53	*TOUCHDOWN	12-80	4:27
UGA	1st	G28	01:54	Punt	G33	00:00	Punt	3-5	1:54
UGA	2nd	G25	10:15	Kickoff	T00	05:09	*TOUCHDOWN	11-75	5:06
UGA	2nd	G13	02:09	Punt	G19	01:06	Punt	3-6	1:03
UGA	2nd	G20	00:20	Punt	G19	00:00	End of half	1--1	0:20
UGA	3rd	G27	13:22	Punt	T22	09:16	Missed FG	8-51	4:06
UGA	3rd	G25	07:10	Kickoff	G36	05:09	Punt	4-11	2:01
UGA	3rd	G14	02:58	Punt	G13	01:25	Punt	3--1	1:33
UGA	3rd	G25	01:25	Kickoff	T00	14:55	*TOUCHDOWN	4-75	1:30
UGA	4th	G25	11:15	Kickoff	T44	08:36	Punt	6-31	2:39
UGA	4th	G25	01:54	Kickoff	T00	00:05	*TOUCHDOWN	10-75	1:49
UGA	OT	G20	00:00	Fumble	G20	15:00	Possession	0-0	0:00
UGA	OT	T25	15:00	Possession	T25	15:00	*FIELD GOAL	4-0	0:00
UT	1st	T25	12:12	Kickoff	G45	08:20	Punt	7-30	3:52
UT	1st	T19	03:47	Kickoff	T30	01:54	Punt	5-11	1:53
UT	2nd	T33	15:00	Punt	G08	10:15	*FIELD GOAL	11-59	4:45
UT	2nd	T25	05:09	Kickoff	T40	02:09	Punt	6-15	3:00
UT	2nd	T34	01:06	Punt	T35	00:20	Punt	3-1	0:46
UT	3rd	T25	15:00	Kickoff	T20	13:22	Punt	3--5	1:38
UT	3rd	T22	09:16	Missed FG	G00	07:10	*TOUCHDOWN	7-78	2:06
UT	3rd	T21	05:09	Punt	T29	02:58	Punt	3-8	2:11
UT	3rd	G00	01:25	Punt	G00	01:25	*TOUCHDOWN	0-0	0:00
UT	4th	T25	14:55	Kickoff	G00	11:15	*TOUCHDOWN	9-75	3:40
UT	4th	T20	08:36	Punt	G00	01:54	*TOUCHDOWN	13-80	6:42
UT	4th	T25	00:05	Kickoff	T24	00:00	End of half	1--1	0:05
UT	OT	G25	15:00	Possession	G00	15:00	Fumble	5-25	0:00

#6 GEORGIA							
	1st Qtr	2nd Qtr	3rd Qtr	4th Qtr	1st Half	2nd Half	Total
Time of possession	09:09	06:29	09:05	04:33	15:38	13:38	29:16
3rd Down Conversions	1/3	0/2	0/3	3/4	1/5	3/7	4/13
Avg Field Position	G23	G19	G22	G25	G21	G23	G22
4th Down Conversions	0/0	1/1	0/0	0/0	1/1	0/0	1/1

TENNESSEE							
	1st Qtr	2nd Qtr	3rd Qtr	4th Qtr	1st Half	2nd Half	Total
Time of possession	05:51	08:31	05:55	10:27	14:22	16:22	30:44
3rd Down Conversions	1/3	2/5	1/3	2/5	3/8	3/8	7/17
Avg Field Position	T22	T30	T22	T23	T27	T23	T24
4th Down Conversions	0/0	0/0	0/0	3/3	0/0	3/3	3/3

■ Tennessee at #1/1 Alabama (Oct. 26)

Team	Qtr	Drive Started			Drive Ended			Consumed	
		Spot	Time	Obtained	Spot	Time	How Lost	PI-Yds	TOP
UT	1st	T21	13:32	Kickoff	T27	12:24	Punt	3-6	1:08
UT	1st	T25	08:44	Kickoff	A34	06:02	Downs	6-41	2:42
UT	1st	T18	00:28	Kickoff	T39	12:01	Punt	6-21	3:27
UT	2nd	T44	07:18	Kickoff	T50	05:33	Interception	3-6	1:45
UT	2nd	T02	02:36	Fumble	A24	00:12	Interception	8-74	2:24
UT	2nd	T25	00:12	Kickoff	T32	00:00	End of half	1-7	0:12
UT	3rd	T32	15:00	Kickoff	A20	12:53	*FIELD GOAL	5-48	2:07
UT	3rd	T08	09:52	Punt	A41	06:54	Punt	7-51	2:58
UT	3rd	T45	02:55	Kickoff	A00	12:58	*TOUCHDOWN	9-55	4:57
UT	4th	T25	06:50	Kickoff	T30	05:48	Punt	3-5	1:02
UT	4th	T38	04:16	Punt	A49	00:56	Punt	6-13	3:20

UA	1st	A49	15:00	Kickoff	T00	13:32	*TOUCHDOWN	3-51	1:28
UA	1st	A34	12:24	Punt	T00	08:44	*TOUCHDOWN	7-66	3:40
UA	1st	A34	06:02	Downs	T00	00:28	*TOUCHDOWN	12-66	5:34
UA	2nd	A19	12:01	Punt	T00	07:18	*TOUCHDOWN	9-81	4:43
UA	2nd	T33	05:33	Interception	T02	02:36	Fumble	6-31	2:57
UA	2nd	T00	00:12	Interception	T00	00:12	*TOUCHDOWN	0-0	0:00
UA	3rd	T43	12:53	Kickoff	A50	09:52	Punt	3--7	3:01
UA	3rd	A02	06:54	Punt	T00	02:55	*TOUCHDOWN	9-98	3:59
UA	4th	A29	12:58	Kickoff	T03	06:50	*FIELD GOAL	12-68	6:08
UA	4th	A27	05:48	Punt	A24	0			

► DRIVE CHARTS

■ Tennessee at #10/10 Missouri (Nov. 2)

Team	Qtr	Drive Started			Drive Ended			Consumed	
		Spot	Time	Obtained	Spot	Time	How Lost	Pl-Yds	TOP
UT	1st	V44	09:36	Punt	H36	07:46	Downs	6-20	1:50
UT	1st	V25	02:20	Kickoff	H49	14:43	Punt	7-26	2:37
UT	2nd	V48	13:25	Punt	H44	10:56	Punt	5-8	2:29
UT	2nd	V29	06:52	Kickoff	V29	06:43	Interception	1-0	0:09
UT	2nd	V23	06:28	Kickoff	H33	04:13	*FIELD GOAL	7-44	2:15
UT	2nd	V25	01:44	Kickoff	H29	01:00	Fumble	4-46	0:44
UT	2nd	V20	00:00	Missed FG	V20	00:00	End of half	0-0	0:00
UT	3rd	V23	14:55	Kickoff	V38	13:05	Punt	5-15	1:50
UT	3rd	V11	09:53	Punt	V17	07:59	Punt	3-6	1:54
UT	3rd	V22	06:37	Kickoff	V48	05:06	Punt	4-26	1:31
UT	3rd	V49	03:11	Punt	H31	01:52	Interception	4-20	1:19
UT	4th	H47	14:52	Punt	H08	11:44	Downs	7-39	3:08#
UT	4th	V10	08:52	Punt	V33	07:04	Punt	5-23	1:48
UT	4th	V18	01:30	Punt	V22	00:00	End of half	3-4	1:30
MU	1st	H26	15:00	Kickoff	H36	13:50	Punt	5-10	1:10
MU	1st	H12	11:04	Punt	H20	09:36	Punt	3-8	1:28
MU	1st	H36	07:46	Downs	V00	02:20	*TOUCHDOWN	14-64	5:26#
MU	2nd	H03	14:43	Punt	H09	13:25	Punt	3-6	1:18
MU	2nd	H20	10:56	Punt	V06	06:58	*FIELD GOAL	10-74	3:58#
MU	2nd	V26	06:43	Interception	V00	06:35	*TOUCHDOWN	1-26	0:08
MU	2nd	H15	04:04	Kickoff	V00	01:44	*TOUCHDOWN	7-85	2:20
MU	2nd	H29	01:00	Fumble	V11	00:00	Missed FG	7-60	1:00#
MU	3rd	H37	13:05	Punt	V46	09:53	Punt	6-17	3:12
MU	3rd	H35	07:59	Punt	V00	06:44	*TOUCHDOWN	4-65	1:15
MU	3rd	H01	05:06	Punt	H07	03:11	Punt	3-6	1:55
MU	3rd	H01	01:52	Interception	H10	14:52	Punt	3-9	2:00
MU	4th	H08	11:44	Downs	H42	08:52	Punt	7-34	2:52
MU	4th	H18	07:04	Punt	V48	01:30	Punt	8-34	5:34

TENNESSEE							
	1st Qtr	2nd Qtr	3rd Qtr	4th Qtr	1st Half	2nd Half	Total
Time of possession	06:56	06:07	06:46	06:26	13:03	13:12	26:15
3rd Down Conversions	1/3	0/3	1/4	0/3	1/6	1/7	2/13
Avg Field Position	V34	V31	V26	V27	V32	V26	V29
4th Down Conversions	0/1	0/0	0/0	0/1	0/1	0/1	0/2
#10 MISSOURI							
	1st Qtr	2nd Qtr	3rd Qtr	4th Qtr	1st Half	2nd Half	Total
Time of possession	08:04	08:53	08:14	08:34	16:57	16:48	33:45
3rd Down Conversions	4/6	3/5	1/4	2/4	7/11	3/8	10/19
Avg Field Position	H24	H28	H18	H13	H26	H16	H22
4th Down Conversions	0/0	0/0	0/0	0/0	0/0	0/0	0/0

■ Tennessee vs. #7/10 Auburn (Nov. 9)

Team	Qtr	Drive Started			Drive Ended			Consumed	
		Spot	Time	Obtained	Spot	Time	How Lost	Pl-Yds	TOP
AU	1st	A27	10:49	Kickoff	A30	09:04	Punt	4-3	1:45
AU	1st	A13	03:21	Kickoff	T43	01:41	Fumble	4-44	1:40
AU	2nd	A25	14:50	Kickoff	T00	14:18	*TOUCHDOWN	2-75	0:32
AU	2nd	T00	09:51	Punt	T00	09:51	*TOUCHDOWN	0-0	0:00
AU	2nd	A15	06:51	Punt	T00	05:08	*TOUCHDOWN	6-85	1:43
AU	2nd	A17	02:12	Punt	A23	01:28	Interception	3-6	0:44
AU	2nd	T45	01:21	Kickoff	T00	00:51	*TOUCHDOWN	2-45	0:30
AU	3rd	T00	14:45	Kickoff	T00	14:45	*TOUCHDOWN	0-0	0:00
AU	3rd	A45	10:26	Kickoff	T00	07:52	*TOUCHDOWN	8-55	2:34
AU	3rd	A16	06:05	Punt	A20	04:35	Punt	3-4	1:30
AU	3rd	A27	04:24	Interception	T00	13:07	*TOUCHDOWN	12-73	6:17
AU	4th	A28	09:35	Downs	T05	00:00	End of half	14-67	9:35
UT	1st	T25	15:00	Kickoff	A22	10:57	*FIELD GOAL	9-53	4:03
UT	1st	T13	09:04	Punt	T17	07:13	Punt	3-4	1:51
UT	1st	T25	06:36	Kickoff	A25	03:26	*FIELD GOAL	11-50	3:10
UT	1st	T43	01:41	Fumble	A00	14:50	*TOUCHDOWN	4-57	1:51
UT	2nd	T19	14:05	Kickoff	T31	09:51	Punt	7-12	4:14
UT	2nd	T19	09:43	Kickoff	T35	06:51	Punt	6-16	2:52
UT	2nd	T20	05:01	Kickoff	A49	02:12	Punt	5-31	2:49
UT	2nd	A00	01:28	Interception	A00	01:28	*TOUCHDOWN	0-0	0:00
UT	2nd	T25	00:51	Kickoff	T35	00:00	End of half	4-10	0:51
UT	3rd	T25	14:45	Kickoff	A23	10:39	*FIELD GOAL	11-52	4:06
UT	3rd	T25	07:52	Kickoff	T34	06:05	Punt	3-9	1:47
UT	3rd	T43	04:35	Punt	T43	04:24	Interception	1-0	0:11
UT	4th	T23	12:56	Kickoff	A27	09:35	Downs	7-50	3:21

#7/10 AUBURN							
	1st Qtr	2nd Qtr	3rd Qtr	4th Qtr	1st Half	2nd Half	Total
Time of possession	04:15	03:36	08:56	11:28	07:51	20:24	28:15
3rd Down Conversions	1/2	0/1	2/3	1/3	1/3	3/6	4/9
Avg Field Position	A39	A28	A47	A28	A32	A43	A37
4th Down Conversions	0/0	0/0	0/0	1/1	0/0	1/1	1/1

TENNESSEE							
	1st Qtr	2nd Qtr	3rd Qtr	4th Qtr	1st Half	2nd Half	Total
Time of possession	10:45	11:24	06:04	03:32	22:09	09:36	31:45
3rd Down Conversions	2/5	1/4	1/3	0/1	3/9	1/4	4/13
Avg Field Position	T26	T20	T31	T23	T23	T29	T25
4th Down Conversions	0/0	0/0	0/0	0/1	0/0	0/1	0/1

► THE LAST TIME TENNESSEE...

INDIVIDUAL

Rushed for 100 yards - 125, Rajion Neal vs. Auburn, 11/9/13
Rushed for 200 yards - 223, Arian Foster vs. Vanderbilt, 11/19/05
Rushed for 250 yards - 294, Chuck Webb vs. Mississippi, 11/18/89
A QB Rushed for 100 yards - 103, Jimmy Streater vs. Georgia Tech, 10/13/1979
Passed for 300 yards - 404, Tyler Bray vs. Missouri, 11/10/12
Passed for 400 yards - 404, Tyler Bray vs. Missouri, 11/10/12
Passed for 500 yards - 530, Tyler Bray vs. Troy, 11/3/12
Had 100 yards receiving - 102, Marquez North vs. South Carolina, 10/19/13
Had 150 yards receiving - 219, C. Patterson, 181, J. Hunter vs. Troy, 11/3/12
Had 200 yards receiving - 219, Cordarrelle Patterson, vs. Troy, 11/3/12
Returned inside kick for TD - 44, Bret Smith at S. Carolina, 10/30/04
Returned conventional kickoff for TD - 98, Cordarrelle Patterson at Miss. St, 10/13/12
Returned kickoff 100 yards - Leonard Scott vs. Georgia, 10/9/99
Returned punt for TD - 15, Devaun Swafford vs. Georgia, 10/5/13
Returned punt at least 75 yards - 81, Cordarrelle Patterson at Vanderbilt, 11/17/12 (TD)
Returned INT for TD - 18 yards, Jacques Smith vs. Auburn, 11/9/13
Returned a fumble for TD - 18, Parys Haralson vs. Alabama, 10/23/04
Returned an extra point for a score - 97, Floyd Miley vs. Mississippi (at Memphis), 11/17/90 (blocked kick return)
Rushed for three TDs - 3, Rajion Neal vs. Western Kentucky, 9/7/13
Rushed for four TDs - 4, James Stewart at Georgia, 9/10/94
Threw four TD passes - 4, Tyler Bray vs. Kentucky, 11/24/12
Caught three TD passes - 3, Justin Hunter vs. Troy, 11/3/12
Made four FGs - 4, Derrick Brodus vs. Akron, 9/22/12
Had an 80-yard run - 87, LaMarcus Coker at Vanderbilt, 11/18/06
Had an 80-yard completion - 81, Tyler Bray to Justin Hunter vs. Montana, 9/4/11
Had 20+ tackles - 21, A.J. Johnson at Mississippi State, 10/13/12
Recorded three sacks - 3, Jerod Mayo vs. California, 9/2/06
Forced two fumbles - 2, Rico McCoy vs. South Carolina, 10/31/09
Intercepted two passes - 2, Brian Randolph vs. Western Kentucky, 9/7/13
Intercepted three passes - 3, Deon Grant vs. Auburn 10/2/99
Made a 50-yard FG - 51, Michael Palardy at Missouri, 11/2/13

TEAM

Shut out an opponent - 45-0 vs. Austin Peay, 8/31/13
Shut out consecutive opponents - at Vanderbilt and vs. Kentucky, 11/23-30/02 (24-0)
Rushed for more than 300 yards - 315, vs. Austin Peay, 8/31/13 (52 att.)
Rushed for more than 400 yards - 406, vs. Vanderbilt, 11/26/94 (60 att.)
Passed for more than 300 yards - 432 vs. Missouri, 11/10/12 (38-for-55)
Passed for more than 400 yards - 432 vs. Missouri, 11/10/12 (38-for-55)
Had more than 500 yards total off. - 585 vs. Missouri, 11/10/12 (432 pass, 153 rush)
Had more than 600 yards total off. - 718 vs. Troy, 11/3/12 (530 pass, 188 rush)
Scored 50 points - 52, vs. Western Kentucky, 9/7/13 (Score: 52-20)
Scored 60 points - 63, vs. Western Kentucky, 9/5/09 (Score: 63-7)
Scored 70 points - 70, vs. Louisiana-Monroe, 9/23/00 (Score: 70-3)
Failed to rush for 100 yards - 94 at Missouri, 11/2/13 (24 att.)
Failed to pass for 100 yards - 63, at Alabama, 10/22/11 (9-of-18)
Held opponent to fewer than 100 yards rushing - 79, vs. Austin Peay, 8/31/13 (27 att.)
Held opponent to fewer than 100 yards passing - 35, vs. Auburn, 11/9/13 (3-of-7)
Held opponent to fewer than 100 yards total off. - 83, vs. W. Ky, 9/5/09 (34 rush, 49 pass)
Held opponent without a TD - vs. Austin Peay, 8/31/13 (Score: Tennessee 45-0)
Failed to get a first down - vs. Auburn, 9/27/58 (Score: Auburn 13-0)
Scored a safety - vs. NC State 8/31/12 (C. Maggitt sack, forced fumble)
Committed no turnovers - vs. South Carolina, 10/19/13
Forced opponent into five turnovers - vs. Western Kentucky, 9/7/13
Committed no penalties - vs. Austin Peay, 8/31/13
Never had to punt - vs. Western Ky., 9/5/09 (15 off. possessions in 63-7 win)
Blocked a punt - vs. Georgia, 10/5/13 (Jalen Reeves-Maybin)
Returned blocked punt for TD - 15 vs. Georgia, 10/5/13 (Devaun Swafford)
Blocked a field goal - vs. Cincinnati, 9/10/11 (Justin Hunter)
Returned blocked FG for TD - 90 vs. S. Carolina, 10/28/95 (Tyrone Hines)
Blocked a PAT - Auburn, 11/9/13 (Daniel McCullers on PAT)
Faked a punt - at Vanderbilt, 11/17/12 (Michael Palardy incomplete pass)
Successfully faked punt for 1st down - at Alabama, 10/22/11 (M. Palardy pass to A. Anderson)
Faked a FG - vs. Missouri, 11/10/12 (T. Drummer rush for TD in 2OT)
Attempted 2-pt conversion - at Vanderbilt, 11/17/12 (Lane rush successful)
Scored 2-pt conversion - at Vanderbilt, 11/17/12 (Lane rush successful)
Attempted onside kick - at Vanderbilt, 11/17/12 (out of bounds)
Two players w/ 100 yards rushing - M. Hardesty (160) & B. Brown (104) vs. W. Ky, 9/5/09
Three players with 100 yards rushing - J.Stewart (145), A.Hayden (115) & M.Phillips (107) vs. Vanderbilt, 11/30/91
Two players w/ 100 yards passing - T. Bray (159) & M. Simms (153) at S. Carolina, 10/30/10
Two players w/ 100 yards receiving - J. Hunter (141) & M. Rivera (129) vs. Missouri, 11/10/12
Lost OT game - vs. Georgia, 10/5/13 (Score: UGA 34-31, 1 OT)
Won OT game - vs. Vanderbilt, 11/19/11 (Score: UT 27-21, OT)
Won game on last play - vs. South Carolina, 10/19/13 (UT 23-21, 19-yd Michael Palardy FG)
Lost game on last play - OT field goal vs. Georgia, 10/5/13 (Score: UGA 34-31, 1 OT)
Rallied from down 14 to win - vs. Vanderbilt, 11/17/07 (trailed 24-9 in 4Q & won, 25-24)
Beat ranked opponent - vs. #11 South Carolina, 10/19/13 (Score: Tennessee 23-21)
Beat team ranked in top 15 - vs. #11 South Carolina, 10/19/13 (Score: Tennessee 23-21)
Beat team ranked in top five - at #4 LSU, 9/26/05 (Score: Tennessee 30-27 OT)

► THE LAST TIME AN OPPONENT...

INDIVIDUAL

Rushed for 100 yards - 214, Nick Marshall; 120, Tre Mason vs. Auburn, 11/9/13
Rushed for 200 yards - 214, Nick Marshall, vs. Auburn, 11/9/13 (14 attempts)
Rushed for 250 yards - 282, Dexter McCluster, at Mississippi, 11/14/09 (25 attempts)
A QB Rushed for 100 yards - 214, Nick Marshall, vs. Auburn, 11/9/13
Passed for 300 yards - 456, Marcus Mariota, at Oregon, 9/14/13
Passed for 400 yards - 456, Marcus Mariota, at Oregon, 9/14/13
Passed for 500 yards - Never
Had 100 yards receiving - 112, Kevin Norwood, Alabama, 10/26/13
Had 150 yards receiving - 162, Amari Cooper, Alabama, 10/20/12
Had 200 yards receiving - 221, Julio Jones, Alabama, 10/23/10
Returned a kickoff for TD - 90, Corey Grant, Auburn, 11/9/13
Returned a kickoff 100 yards - Brandon Boykin, Georgia, 10/10/09
Returned a punt for TD - 85, Chris Davis, Auburn, 11/9/13
Returned a blocked punt for TD - 17, Sean Westgate, at UCLA, 9/1/08
Returned a INT for TD - 89, Landon Collins, Alabama, 10/26/13
Returned a fumble for TD - 0, Jake Ricks, at Auburn, 9/27/08 (recovered in end zone)
Returned an extra point for score - Quinton Reese, Auburn (SEC Championship), 12/6/97 (yardage not recorded)
Returned a punt at least 75 yards - 85, Chris Davis, Auburn, 11/9/13 (TD)
Rushed for three TDs - 3, Tre Mason, Auburn, 11/9/13
Rushed for four TDs - 4, Dexter McCluster, at Mississippi, 11/14/09
Threw four TD passes - 4, Marcus Mariota, at Oregon, 9/14/13
Caught three TD passes - 3, Josh Reed, at LSU, 9/30/00 (overtime)
Made four FGs - 4, Robert Stein, Akron, 9/22/12
Had an 80-yard run - 80, Tre Burton, Florida, 9/15/12
Had an 80-yard completion - 83, John Brantley to Chris Rainey, at Florida, 9/17/11
Recorded three sacks - 5, Alex Brown, at Florida, 9/18/99
Intercepted two passes - 2, Andre Hal, Vanderbilt, 11/17/12
Made a 50-yard FG - 56, Marshall Morgan, Georgia, 10/5/13

TEAM

Shut out Tennessee - 31-0, Florida, 9/17/94 (245 Games)
Shut out Tennessee in consecutive games - at Kentucky and vs. Vanderbilt, 11/19-26/59 (Scores: 20-0, 14-0)
Rushed for more than 300 yards - 444, vs. Auburn, 11/9/13
Rushed for more than 400 yards - 444, vs. Auburn, 11/9/13
Passed for more than 300 yards - 471, at Oregon, 9/14/13 (25-of-35)
Had more than 600 yards total offense - 687, at Oregon, 9/14/13
Scored 50 points - 55, Auburn, 11/9/13, (Score: Auburn 55-23)
Scored 60 points - 62, Florida, 11/16/95 (Score: Florida 62-37)
Scored 70 points - 70, Trinity (present-day Duke), 11/4/1893 (Score: Trinity 70-0)
Failed to rush for 100 yards - 79, Austin Peay, 8/31/13 (27 attempts)
Failed to pass for 100 yards - 35, Auburn, 11/9/13 (3-of-7)
Held Tennessee to fewer than 100 yards rushing - 94 at Missouri, 11/2/13 (24 att.)
Held Tennessee to fewer than 100 yards passing - 63, at Alabama, 10/22/11 (9-of-18)
Held Tennessee to fewer than 100 yards total offense - 59, vs. Alabama, 10/18/80
Held Tennessee without TD - vs. Missouri, 11/2/13 (Score: Missouri 31-3)
Scored a safety - Montana, 9/4/11 (Tauren Poole tackled in end zone)
Blocked a punt - vs. Western Kentucky, 9/7/13 (Tyler Higbee)
Returned a blocked punt for TD - 17, at UCLA, 9/1/08 (Sean Westgate)
Blocked a FG - at Kentucky, 11/26/11 (blocked by Alvin Dupree)
Blocked two FGs - at Alabama, 10/24/09 (Terrence Cody blocked both)
Returned punt and kickoff for TD in same game - Auburn, 11/9/13 (Chris Davis 85-yard punt return; Corey Grant 90-yard kickoff return)
Faked a punt - Florida, 9/15/12 (Matt Elam 5 run unsuccessful)
Successfully faked a punt for first down - Florida, 9/18/10 (Omarius Hines 36 run)
Failed 2-pt conversion - Cincinnati, 9/10/11 (Z. Collaros inc. pass to A. McClung)
Scored 2-pt conversion - vs. Troy, 11/3/12 (Eric Thomas pass from Corey Robinson)
Attempted an onside kick - vs. Kentucky, 11/24/12 (UT's Jacob Carter recovered)
Recovered a successful onside kick - at Mississippi State, 10/13/12
Two players with 100 yards rushing - Auburn, N. Marshall (214), T. Mason (120), 11/9/13
Three players with 100 yards rushing - Mississippi, P. Hofer (119), J. Reed (115), M. Sweet (103), 11/15/75
Two players with 100 yards passing - Troy, Corey Robinson (393) and Deon Anthony (103), 11/3/12
Two players with 100 yards receiving - Oregon, Josh Huff (125) and Johnny Mundt (121), 9/14/13
Won OT game - Georgia, 10/5/13 (Score: UGA 34-31, 1 OT)
Lost OT game - Vanderbilt, 11/19/11 (Score: UT 27-21, OT)
Beat a ranked Tennessee team - Florida, 9/15/12 (Score: #18 UF 37, #23 UT 20)
Beat a Tennessee team ranked in the top 15 - LSU (SEC Championship Game), 12/1/07 (Score: LSU 21, No. 14 UT 14)
Beat a Tennessee team ranked in the top five - Florida, 9/17/05 (Score: Florida 16, No. 4 UT 7)

Highlighted - Accomplished during 2013 season

Game 1

AUSTIN PEAY	0	0	0	0	-	0
TENNESSEE	21	21	3	0	-	45

Aug. 31 | Neyland Stadium | Knoxville, Tenn. | 6:07 p.m. | Attendance: 97,169



Breakdown

	APSU	UT
FIRST DOWNS	11	30
Rushing	5	19
Passing	6	7
Penalty	0	4
NET YARDS RUSHING	79	315
Rushing Attempts	27	52
Average Per Rush	2.9	6.1
Rushing Touchdowns	0	3
Yards Gained Rushing	91	335
Yards Lost Rushing	12	20
NET YARDS PASSING	132	132
Completions-Attempts-Int	13-26-2	15-21-0
Average Per Attempt	85.1	6.3
Average Per Completion	10.2	8.8
Passing Touchdowns	0	3
TOTAL OFFENSE YARDS	211	447
Total offense plays	53	73
Average Gain Per Play	4.0	6.1
Fumbles: Number-Lost	0-0	1-1
Penalties: Number-Yards	9-85	0-0
PUNTS-YARDS	7-302	2-88
Average Yards Per Punt	43.1	44.0
Net Yards Per Punt	40.1	47.0
Inside 20	1	2
50+ Yards	2	1
Touchbacks	0	0
Fair catch	1	0
KICKOFFS-YARDS	1-35	8-484
Average Yards Per Kickoff	35.0	60.5
Net Yards Per Kickoff	-23.0	40.8
Touchbacks	0	1
Punt returns: Number-Yards-TD	2--6-0	2-21-0
Average Per Return	-3.0	10.5
Kickoff returns: Number-Yds-TD	6-133-0	1-58-0
Average Per Return	22.2	58.0
Interceptions: Number-Yds-TD	0-0-0	2-9-0
Fumble Returns: Number-Yds-TD	0-0-0	0-0-0
Miscellaneous Yards	0	0
Possession Time	29:44	30:16
1st Quarter	8:29	6:31
2nd Quarter	6:49	8:11
3rd Quarter	9:39	5:21
4th Quarter	4:47	10:13
Third-Down Conversions	2 of 12	7 of 11
Fourth-Down Conversions	2 of 2	0 of 0
Red-Zone Scores-Chances	0-2	6-6
Touchdowns	0-2	5-6
Field goals	0-2	1-6
Sacks By: Number-Yards	1-6	2-5
PAT Kicks	0-0	6-6
Field Goals	0-1	1-1

THE WRAPUP

For the Record
 • Tennessee Captains: #14 Justin Worley, #41 Dontavis Sapp, #45 A.J. Johnson, #72 Zach Fulton.

Game Notes
 • Tennessee earned its 800th program victory in Butch Jones' first win as head coach of the Vols. UT now 800-354-53 all-time

• Butch Jones became the fourth consecutive Tennessee head coach to making a victorious debut. Jones followed in the footsteps of Phillip Fulmer (1993, 50-0), Lane Kiffin (2009, 63-7) and Derek Dooley (2010, 50-0).

• The victory over Austin Peay marks the fifth consecutive win in a season opener since 2009.

• The Vols claimed their 18th-consecutive season-opening win at home, dating to a 26-26 tie vs. UCLA in 1985.

• 10 true freshmen made their Tennessee debuts while 12 others played in their first game as Vols.

• In what is a rarity for opening games, Tennessee was not penalized vs. Austin Peay. The last time the Vols finished a game with no penalties was Dec. 1, 2007, vs. LSU in the SEC Championship game.

• The Vols scored on their first seven possessions, producing six TDs.

• The last time the Big Orange scored on seven drives in a row was on Nov. 6, 2010, vs. Memphis, when UT turned the ball over on downs on its first series before reeling off seven straight scoring drives.

Vols Down APSU 45-0 To Open Jones Era

KNOXVILLE - The football team opened up the Butch Jones era Saturday with the program's 800th win, trouncing Austin Peay State University, 45-0 in front of an opening night crowd of 97,169 at Neyland Stadium.

From the start, the Vols hit the ground running - literally. Senior running back Rajion Neal carried the ball for 141 yards on 16 carries and one score while junior Marlin Lane ground out 38 yards rushing on six carries and two touchdowns. Both exited the game after the first half.

Neal's 47-yard run in the beginning of the first quarter broke the scoreless tie and ignited the Volunteer attack.

From there the Vols' offense cruised scoring five more touchdowns in the first half. Three Justin Worley passes resulted in points as the junior quarterback connected with wide receivers Devrin Young and Alton Howard and tight end Brendon Downs.

Worley, who played only the first half as well, finished 11 for 13 with 104 yards passing and the three touchdowns, keeping the Vols from having to punt in the first half.

Just as impressive as the offense was Jones' defense which only allowed 211 total yards and created two turnovers, helping lead to the shut out.

It was the first time in 84 games that Austin Peay had been held scoreless. The last time they failed to score in a game was on Sept. 24, 2005 when they lost to Drake University 54-0.

Defensive lineman Daniel Hood's early tipped pass and interception set up a Lane 14-yard touchdown run putting Volunteers up 14-0 early.

The first team defense would allow only 99 first half yards, shutting out the visiting Governors in the half in route to a 42-0 halftime blow out.

The third quarter saw the removal of many Volunteer first team players and veterans and with them the threatening offense of the first half.

Nathan Peterman replaced Worley at quarterback in the second half and a Michael Palardy 37-yard field goal proved to be the only score.

Consequently, several Vol newcomers made their collegiate debuts including receivers Josh Smith, Marquez North, Paul Harris and Johnathon Johnson who all contributed catches to the young receiving corps.

Freshmen Malik Foreman's interception early in the fourth quarter also helped to stop an Austin Peay drive that had reached the Volunteer red zone.

Leading the way for Austin Peay was junior quarterback Andrew Spivey who passed for 94 yards and completed 11 of his 22 attempts.

The Governors' Darryl Clack had 3 catches for 80 yards, leading the team in receiving while running back Tim Phillips accounted for 38 yards rushing on 8 carries.

Part of the success for the Volunteers was a result of their composure.

Jones has stressed the importance of playing fundamentally sound football and it showed Saturday as the Vols finished the game without a penalty.

The last time Tennessee committed no penalties was on Dec. 1, 2007 against Louisiana State University in the SEC Championship game.

>> SCORING SUMMARY

Team	Qtr	Time	Scoring Play	Conversion	Plays	TOP	Score
UT	1st	12:43	Neal 47 yd run	Palardy kick	4-64	1:13	0-7
UT	1st	10:50	Lane 14 yd run	Palardy kick	3-25	0:51	0-14
UT	1st	6:20	Young 9 yd pass from Worley	Palardy kick	7-61	2:27	0-21
UT	2nd	14:46	Howard 11 yd pass from Worley	Palardy kick	7-49	2:14	0-28
UT	2nd	6:56	Lane 4 yd run	Palardy kick	9-80	3:14	0-35
UT	2nd	0:53	Downs 3 yd pass from Worley	Palardy kick	11-68	4:43	0-42
UT	3rd	13:02	Palardy 37 yd field goal		4-8	1:46	0-45

Stat Leaders

>> AUSTIN PEAY

Rushing	Att	Yds	TD	Long	Avg.
Phillips	8	38	0	12	4.8
Sexton	7	25	0	8	3.6
Oliver	5	18	0	7	3.6
Mitchell	1	7	0	7	7.0
Franklin	2	-1	0	2	-0.5
Williams	2	-3	0	0	-1.5
Spivey	2	-5	0	0	-2.5
Totals	27	79	0	12	2.9

Passing

C-A-I	Yds	TD	Long	Sack
Spivey	11-22-1	94	0	35
Sexton	2-4-1	28	0	33
Totals	13-26-2	132	0	35

Receiving

No.	Yds	TD	Long
Clack	3	80	0
Coleman	3	20	0
Booker	3	20	0
Oliver	1	6	0
Chatman	1	5	0
Johnson	1	4	0
Totals	13	132	0

>> TENNESSEE

Rushing	Att	Yds	TD	Long	Avg.
Neal	16	141	1	47	8.8
Summerhill	9	67	0	15	7.4
Lane	6	38	2	14	6.3
Smith	9	29	0	8	3.2
Worley	4	21	0	11	5.2
Hill	3	9	0	6	3.0
Howard	1	7	0	7	7.0
Young	1	6	0	6	6.0
Peterman	3	-3	0	8	-1.0
Totals	52	315	3	47	6.1

Passing

C-A-I	Yds	TD	Long	Sack
Worley	11-13-0	104	3	23
Peterman	4-8-0	28	0	15
Totals	15-21-0	132	3	23

Receiving

No.	Yds	TD	Long
North	3	33	0
Howard	3	29	1
Johnson	2	15	0
Harris	1	15	0
Carter	1	14	0
Young	1	9	1
Smith	1	9	0
Neal	1	7	0
Downs	1	3	1
Totals	15	132	3

Game 2

W. KENTUCKY	3	14	3	0	-	20
TENNESSEE	24	7	14	7	-	52

Sept. 7 | Neyland Stadium | Knoxville, Tenn. | 12:21 p.m. | Attendance: 86,783



Breakdown

	WKU	UT
FIRST DOWNS	21	20
Rushing	8	12
Passing	12	6
Penalty	1	2
NET YARDS RUSHING	171	240
Rushing Attempts	34	45
Average Per Rush	5.0	5.3
Rushing Touchdowns	1	4
Yards Gained Rushing	203	243
Yards Lost Rushing	32	3
NET YARDS PASSING	222	142
Completions-Attempts-Int	17-36-5	11-19-1
Average Per Attempt	6.2	7.5
Average Per Completion	13.1	12.9
Passing Touchdowns	1	1
TOTAL OFFENSE YARDS	393	382
Total offense plays	70	64
Average Gain Per Play	5.6	6.0
Fumbles: Number-Lost	4-2	0-0
Penalties: Number-Yards	9-70	2-17
PUNTS-YARDS	3-123	4-139
Average Yards Per Punt	41.0	34.8
Net Yards Per Punt	34.3	25.8
Inside 20	0	1
50+ Yards	0	1
Touchbacks	0	1
Fair catch	1	0
KICKOFFS-YARDS	5-317	9-561
Average Yards Per Kickoff	63.4	62.3
Net Yards Per Kickoff	37.4	39.4
Touchbacks	2	3
Punt returns: Number-Yards-TD	1-16-0	2-20-0
Average Per Return	16.0	10.0
Kickoff returns: Number-Yds-TD	6-131-0	3-90-0
Average Per Return	21.8	30.0
Interceptions: Number-Yds-TD	1-16-0	5-97-2
Fumble Returns: Number-Yds-TD	0-0-0	1-23-0
Miscellaneous Yards	0	0
Possession Time	32:36	27:24
1st Quarter	10:14	4:46
2nd Quarter	10:29	4:31
3rd Quarter	7:11	7:49
4th Quarter	4:42	10:18
Third-Down Conversions	8 of 15	4 of 10
Fourth-Down Conversions	0 of 0	0 of 0
Red-Zone Scores-Chances	4-6	6-8
Touchdowns	2-6	5-8
Field goals	2-6	1-8
Sacks By: Number-Yards	1-1	2-10
PAT Kicks	2-2	7-7
Field Goals	2-2	1-1

THE WRAPUP

For the Record

- Tennessee Captains: #41 Don-tavis Sapp, #45 A.J. Johnson, #70 Ja'Waun James, #97 Daniel Hood.

Game Notes

- The Vols' five interceptions were the most since they also have five picks against Kentucky in 1999.
- With 52 points, Tennessee accumulated the most points in its first two games of a season since also having 97 combined points in 1996 (against UNLV and UCLA).
- The victory over Austin Peay marks the fifth consecutive win in a season opener since 2009.
- The Vol defense finished the game with seven turnovers, including four on consecutive defensive plays.
- The four consecutive turnovers, according to the NCAA, has never occurred prior to Saturday's game.
- Saturday marked the first time since the Nov. 10, 1984 game against Memphis that the Vols recorded seven turnovers in a game.
- Rajion Neal finished the game with three touchdowns marking the first time a Vol has rushed for three TDs since Montario Hardesty achieved the feat vs. Kentucky on Nov. 28, 2009.
- Butch Jones became the first Vol head coach to begin his career with a 2-0 record since Phillip Fulmer achieved the feat in 1992.

Tennessee Topples Toppers 52-20

KNOXVILLE - The Tennessee Volunteers capitalized on six first half turnovers to top the Western Kentucky Hilltoppers 52-20 on Saturday at Neyland Stadium, making new head coach Butch Jones the first to start his Volunteer tenure 2-0 since Phillip Fulmer in 1992.

The Vol defense finished the game with seven turnovers, including four on consecutive defensive plays, and proved instrumental in staking them an early 31-3 lead as Tennessee was able to hold on from there, defeating the potent offense of Western Kentucky's new coach, Bobby Petrino.

The four consecutive turnovers, according to the NCAA, has never occurred prior to Saturday's game.

Saturday marked the first time since the Nov. 10, 1984 game against Memphis that the Vols recorded seven turnovers in a game.

Justin Worley finished the game 11-of-19 with one touchdown and one interception while senior running back Rajion Neal led the way with 74 yards rushing and three touchdowns.

Also leading the charge for the Volunteers on the ground was Marlin Lane who scampered for 97 yards on 16 carries and an additional touchdown.

Johnathon Johnson reeled in a team-high 57 yards on two catches for the Vols while Josh Smith had three grabs for 36 yards.

After a drive by Western Kentucky to start the game which only netted the Hilltoppers three points, junior Justin Coleman took advantage of a deflected ball and returned his interception 23 yards for the Vols first score of the game.

When it rained, it poured for Western Kentucky's offensive woes. On their next possession's second play, freshmen defensive back Cameron Sutton stepped in front of a Brandon Doughty pass for a 36-yard interception return for a touchdown, his first career interception and pick-six.

Western Kentucky's following three possessions also resulted in turnovers. The Vols capitalized on their shortened field position, scoring two more TDs and a field goal.

The Hilltoppers threatened that lead late in the second quarter, closing the gap to 31-17. A dropped pass on third down by Jason Croom and a blocked punt on the Volunteers resulted in a Western Kentucky touchdown just before the half.

A motivated Volunteer offense entered the third quarter and promptly marched down the field. Worley connected with Johnathon Johnson for 37 yards to put Tennessee in position for a Rajion Neal 1-yard touchdown run, giving the Vols a 38-17 lead.

Tennessee let up a field goal midway through the third quarter before Neal punched in his third TD of the game, a career best, to cap an eight play, 75 yard drive.

Neal's three touchdowns were most since Monterio Hardesty rushed for three against Kentucky in 2009.

A big sack by Jordan Williams on third and goal from the UT 10-yard line in the third quarter and an early fourth quarter interception in the Western Kentucky end zone by Brian Randolph helped to halt Hilltopper drives and secure a Volunteer victory.

>> SCORING SUMMARY

Team	Qtr	Time	Scoring Play	Conversion	Plays	TOP	Score
WKU	1	7:55	Schwettman 37-yd FG		14-55	7:05	3-0
UT	1	4:24	Coleman 23-yd INT return	Palardy kick			3-7
UT	1	3:27	Sutton 36-yd INT return	Palardy kick			3-14
UT	1	1:20	Palardy 23-yd FG		5-22	1:52	3-17
UT	1	0:31	Neal 1-yd run	Palardy kick	2-12	0:34	3-24
UT	2	14:38	Lane 8-yd run	Palardy kick	3-22	0:39	3-31
WKU	2	6:47	Allen 1-yd run	Schwettman kick	9-80	3:10	10-31
WKU	2	0:23	Norris 6-yd pass from Doughty	Schwettman kick	2-8	0:11	17-31
UT	3	13:10	Neal 1-yd run	Palardy kick	5-59	1:44	17-38
WKU	3	8:42	Schwettman 33-yd FG		10-59	4:28	20-38
UT	3	5:59	Neal 7-yd run	Palardy kick	8-75	2:43	20-45
UT	4	9:56	Downs 1-yd pass from Worley	Palardy kick	8-80	3:52	20-52

Stat Leaders

>> WESTERN KENTUCKY

Rushing	Att	Yds	TD	Long	Avg.
Andrews	13	111	0	47	8.5
Allen	13	52	1	24	4.0
Smith	3	9	0	15	3.0
Simpson	3	9	0	8	3.0
Totals	34	171	1	47	5.0

Passing	C-A-I	Yds	TD	Long	Sack
Doughty	17-34-5	222	1	43	2
Smith	0-2-0	0	0	0	0
Totals	17-36-5	222	1	43	2

Receiving	No.	Yds	TD	Long
Allen	4	35	0	15
German	3	46	0	18
McNeal	3	43	0	20
Andrews	1	43	0	43
Henry	1	33	0	33
Jones	1	10	0	10
Gorski	1	7	0	7
Norris	1	6	1	6
Taylor	1	1	0	1
Totals	17	222	1	43

>> TENNESSEE

Rushing	Att	Yds	TD	Long	Avg.
Lane	16	97	1	20	6.1
Neal	15	74	3	12	4.9
Summerhill	9	40	0	8	4.4
Howard	1	20	0	20	20.0
Hill	2	11	0	10	5.5
Totals	45	240	4	20	5.3

Passing	C-A-I	Yds	TD	Long	Sack
Worley	11-19-1	142	1	37	1

Receiving	No.	Yds	TD	Long
Jo. Smith	3	36	0	16
Johnson	2	57	0	37
North	2	27	0	20
Howard	1	8	0	8
Lane	1	7	0	7
Carter	1	6	0	6
Downs	1	1	1	1
Totals	11	142	1	37



Game 3

TENNESSEE	7	0	0	7	-	14
#2 OREGON	10	28	21	0	-	59

Sept. 14 | Autzen Stadium | Eugene, Ore. | 3:41 p.m. | Attendance: 57,895



Breakdown

	UT	UO
FIRST DOWNS	14	29
Rushing	9	11
Passing	5	16
Penalty	0	2
NET YARDS RUSHING	178	216
Rushing Attempts	38	41
Average Per Rush	4.7	5.3
Rushing Touchdowns	1	4
Yards Gained Rushing	178	234
Yards Lost Rushing	0	18
NET YARDS PASSING	128	471
Completions-Attempts-Int	15-29-0	25-35-0
Average Per Attempt	4.8	13.5
Average Per Completion	9.2	18.8
Passing Touchdowns	1	4
TOTAL OFFENSE YARDS	316	687
Total offense plays	67	76
Average Gain Per Play	4.7	9.0
Fumbles: Number-Lost	1-1	1-0
Penalties: Number-Yards	4-40	8-62
PUNTS-YARDS	9-392	3-139
Average Yards Per Punt	43.6	46.3
Net Yards Per Punt	34.0	46.7
Inside 20	2	1
50+ Yards	1	1
Touchbacks	2	0
Fair catch	0	1
KICKOFFS-YARDS	3-189	10-602
Average Yards Per Kickoff	63.0	60.2
Net Yards Per Kickoff	38.0	38.4
Touchbacks	0	3
Punt returns: Number-Yards-TD	1--1-0	2-46-0
Average Per Return	-1.0	23.0
Kickoff returns: Number-Yds-TD	7-143-0	3-75-0
Average Per Return	20.4	25.0
Interceptions: Number-Yds-TD	0-0-0	0-0-0
Fumble Returns: Number-Yds-TD	0-0-0	0-0-0
Miscellaneous Yards	0	0
Possession Time	34:18	25:42
1st Quarter	6:58	8:02
2nd Quarter	10:15	4:45
3rd Quarter	8:03	6:57
4th Quarter	9:02	5:58
Third-Down Conversions	5 of 15	6 of 12
Fourth-Down Conversions	1 of 1	1 of 1
Red-Zone Scores-Chances	2-2	6-7
Touchdowns	2-2	5-7
Field goals	0-2	1-7
Sacks By: Number-Yards	2-12	0-0
PAT Kicks	2-2	8-8
Field Goals	0-0	1-2

▶ THE WRAPUP

For the Record
 • Tennessee Captains: #41 Dontavis Sapp, #45 A.J. Johnson, #70 Ja'Waun James, #72 Zach Fulton

Game Notes
 • The Vols are now 0-2 all-time vs. Oregon
 • UT is now 17-15-4 all-time against Pac-12 schools
 • Tennessee is now 7-8-1 all time against No. 2 ranked teams
 • Tennessee suffers its first loss on this date, now owning a 1-1-2 record.
 • With the loss, the Big Orange snapped a 12-game win-streak vs. non-conference opponents, the last loss also coming against Oregon on Sept. 11, 2010.
 • Butch Jones is now 2-1 at Tennessee and owns a career record of 52-28.

• Tennessee is 2-1 in coin tosses this season after winning today's flip.
 • UT is 1-1 when winning the coin flip and 1-0 when losing the toss.
 • Today's attendance was 57,895, the 91st straight sell-out at Autzen Stadium
 • The Vols 45-point loss was the worst of the modern era (Since 1937) besting a 44-0 loss at Georgia in 1981.
 • The margin of defeat (-45) was the worst since a 48-0 loss to Mississippi A&M in 1910.

Vols Fall At #2 Oregon 59-14

EUGENE, Ore. - The Tennessee football team suffered a 59-14 loss to the Oregon Ducks in Eugene, Ore., at Autzen Stadium in front of a sellout crowd of 57,895, including 5,000 Vol fans, in UT's first road trip of its 2013 campaign.

Despite the defeat, several Vols stood out in the second part of the Oregon-Tennessee series.

Quarterback Justin Worley threw for 126 yards on 13 of 25 passes and looked especially good early on, completing a long pass to Josh Smith for a 51-yard strike and finishing the drive with a 4-yard touchdown pass to sophomore wide receiver Jason Croom - his first receiving touchdown of his career.

Marlin Lane ground his way for 63 yards but failed to reach the end zone.

After a Rajion Neal fumble, the Volunteer defense held the dangerous Oregon offense to a missed field goal opportunity and the Worley to Croom touchdown gave the Volunteers a 7-0 lead early in the first quarter.

Oregon would not be silenced for long though. The Ducks opened their scoring with a 38-yard field goal by Matt Wogan, favorable for the Vols who were fortunately on the other end of an Oregon offensive pass interference call that saw De'Anthony Thomas walk into the end zone.

Oregon quarterback Marcus Mariota would connect with Johnny Mundt for a 16 yard touchdown reception, giving Oregon their first lead of the game with 3:34 left in the first quarter.

With the Ducks hyper offense, Mark Helfrich's team would start their run of 59 unanswered points.

Mariota followed up his first passing touchdown with a rushing touchdown on an option keeper and would start the Volunteer bleeding.

After a short unsuccessful drive in which the Oregon defense was able to pressure Worley into a deflected throw, Mariota met a streaking Josh Huff for another quick Oregon score, extending their lead to 24-7.

Two more subsequent touchdowns by Oregon, including one more passing by Mariota, gave the Volunteers a 38 to 7 deficit to overcome.

The third quarter proved to be all Oregon just like the others. They would tack on 21 more points and extend their lead to an imposing 59-7.

Tennessee would show some late life after Alden Hill powered his way to the Vols' second score early in the fourth quarter.

The score was a little too late however as the Volunteers were unable to make a significant dent in the steep Oregon lead.

>> SCORING SUMMARY

Team	Qtr	Time	Scoring Play	Conversion	Plays	TOP	Score
UT	1	9:00	Croom 4-yd pass from Worley	Palardy kick	6-80	3:18	7-0
UO	1	5:45	Wogan 38-yd field goal		9-44	3:15	7-3
UO	1	3:34	Mundt 16-yd pass from Mariota	Maldonado kick 4-37	0:43	7-10	
UO	2	14:54	Mariota 9-yd run	Wogan kick 5-78	1:40	7-17	
UO	2	9:53	Huff 54-yd pass from Mariota	Maldonado kick 4-80	1:25	7-24	
UO	2	4:20	Hawkins 45-yd pass from Mariota	Wogan kick 7-80	1:55	7-31	
UO	2	1:19	Thomas 28-yd run	Maldonado kick 6-92	1:19	7-38	
UO	3	11:30	Mundt 17-yd pass from Mariota	Wogan kick 9-73	2:03	7-45	
UO	3	5:40	Marshall 11-yd run	Maldonado kick 7-89	1:54	7-52	
UO	3	2:19	Tyner 2-yd run	Wogan kick 9-63	2:18	7-59	
UT	4	7:14	Hill 8-yd run	Palardy kick 12-73	6:16	14-59	

Stat Leaders

>> TENNESSEE

Rushing	Att	Yds	TD	Long	Avg.
Lane	13	63	0	12	4.8
Neal	12	42	0	12	3.5
Hill	5	38	1	12	7.6
Smith	5	25	0	7	5.0
Summerhill	2	8	0	8	4.0
Totals	38	178	1	12	4.7

Passing

C-A-I	Yds	TD	Long	Sack
Worley 13-25-0	126	1	51	0
Peterman 2-4-0	12	0	11	0
Totals	15-29	138	1	51

Receiving

No.	Yds	TD	Long	
Neal 4	23	0	8	
North 3	9	0	5	
Downs 2	18	0	14	
Lane 2	16	0	12	
Smith 1	51	0	51	
Carter 1	11	0	11	
Dallas 1	6	0	6	
Croom 1	4	1	4	
Totals	15	138	1	51

>> OREGON

Rushing	Att	Yds	TD	Long	Avg.
Thomas	13	86	1	28	6.6
Marshall	6	41	1	11	6.8
Tyner	8	29	1	14	3.6
Mariota	6	27	1	20	4.5
Roseberry	3	16	0	12	5.3
Lockie	1	8	0	8	8.0
Bassett	2	5	0	3	2.5
Forde	2	4	0	5	2.0
Totals	41	216	4	28	5.3

Passing

C-A-I	Yds	TD	Long	Sack
Mariota 23-33-0	456	4	57	2
Lockie 2-2-0	15	0	11	0
Totals	25-35-0	471	4	57

Receiving

No.	Yds	TD	Long	
Huff 6	125	1	54	
Addison 6	78	0	38	
Mundt 5	121	2	57	
Hawkins 3	61	1	45	
Marshall 1	36	0	36	
Thomas 1	28	0	28	
Allen 1	11	0	11	
Lowe 1	7	0	7	
Delaney 1	4	0	4	
Totals	25	471	4	57

Game 4

TENNESSEE	7	0	3	7	-	17
#19 FLORIDA	3	14	7	7	-	31

Sept. 21 | Ben Hill Griffin Stadium | Gainesville, Fla. | 3:39 p.m. | Attendance: 90,074



Breakdown

	UT	UF
FIRST DOWNS	12	20
Rushing	6	13
Passing	5	7
Penalty	1	0
NET YARDS RUSHING	66	215
Rushing Attempts	23	56
Average Per Rush	2.9	3.8
Rushing Touchdowns	0	3
Yards Gained Rushing	87	256
Yards Lost Rushing	21	41
NET YARDS PASSING	154	167
Completions-Attempts-Int	14-34-4	11-20-1
Average Per Attempt	4.5	8.4
Average Per Completion	11.0	15.2
Passing Touchdowns	1	1
TOTAL OFFENSE YARDS	220	382
Total offense plays	57	76
Average Gain Per Play	3.9	5.0
Fumbles: Number-Lost	1-1	1-0
Penalties: Number-Yards	3-25	6-44
PUNTS-YARDS	3-125	3-111
Average Yards Per Punt	41.7	37.0
Net Yards Per Punt	40.0	37.0
Inside 20	1	2
50+ Yards	0	0
Touchbacks	0	0
Fair catch	0	2
KICKOFFS-YARDS	4-260	6-388
Average Yards Per Kickoff	65.0	64.7
Net Yards Per Kickoff	41.5	42.7
Touchbacks	1	3
Punt returns: Number-Yards-TD	0-0-0	2-5-0
Average Per Return	0.0	2.5
Kickoff returns: Number-Yds-TD	3-57-0	3-74-0
Average Per Return	19.0	24.7
Interceptions: Number-Yds-TD	1-62-1	4-61-0
Fumble Returns: Number-Yds-TD	0-0-0	0-0-0
Miscellaneous Yards	0	0
Possession Time	20:23	39:37
1st Quarter	3:07	11:53
2nd Quarter	6:24	8:36
3rd Quarter	5:33	9:27
4th Quarter	5:19	9:41
Third-Down Conversions	5 of 13	10 of 18
Fourth-Down Conversions	0 of 1	0 of 1
Red-Zone Scores-Chances	1-2	4-5
Touchdowns	1-2	3-5
Field goals	0-2	1-5
Sacks By: Number-Yards	0-0	1-6
PAT Kicks	2-2	4-4
Field Goals	1-1	1-2

THE WRAPUP

For the Record
 • Tennessee Captains: #3 Byron Moore, #41 Dontavis Sapp, #45 A.J. Johnson, #64 James Stone

Game Notes
 • The Vols are now 19-24 all-time against Florida

• Tennessee is now 3-3 all-time on September 21. Last three games on this date came vs. Florida in 1996 (L, 29-35), 2002 (L, 13-30) and 2013 (L, 17-31)

• With the loss, the Gators extended their win-streak over Tennessee to nine games dating back to Sept. 29, 2004.

• Tennessee has still scored at least 30 points vs. Florida only twice in the last 12 meetings, winning both games 2001, 34-32 and 2004, 30-28

• Jones suffered his first conference opening loss as a head coach after going 6-0 at Central Michigan and Cincinnati

• Freshman walk-on DB Devaun Swafford helped the Vols to an early lead with a 62-yard pick-six

• The interception and touchdown were the first of Swafford's career

• Swafford became the third Vol to record an interception for a touchdown this season and notched the eighth Tennessee interception of the season

• Swafford became the first Vol to record a pick-six at Florida since Eric Berry had one in 2007

• Pig Howard's four catches and 75 yards were career bests for the sophomore

Vols Drop 31-17 Decision At #19 Florida

GAINESVILLE, Fla. - The Vols couldn't overcome four first-half turnovers and dropped a 31-17 decision to 19th-ranked Florida at Ben Hill Griffin Stadium before 90,074 on Saturday afternoon.

Tennessee (2-2) dropped its second game in a row as it continues its gauntlet of a schedule. Florida, coming off a bye week moved to 2-1 and rebounded after a loss to in-state foe Miami, two weeks ago.

The Vols made a change at quarterback, as redshirt freshman and native Floridian Nathan Peterman drew his first career start and played nearly the entire first half before he was replaced by junior Justin Worley in the final seconds.

Peterman was ineffective, completing 4-of-11 for five yards with two interceptions. Worley came on to throw for 149 yards on 10-of-23 passing and a touchdown.

Florida overcame three of its own first-half turnovers including an interception returned for a touchdown by Tennessee and the loss of its starting quarterback Jeff Driskel to extend its winning streak over the Vols to nine games. Tennessee last beat Florida in 2004 and last won at The Swamp in 2003.

Gator backup signal caller Tyler Murphy threw for 134 yards on just 8-of-14 passing with a touchdown in his most extensive playing time. The redshirt junior, who had never taken a snap under center in his four seasons with the Gators, also added 84 yards on the ground and a touchdown to head up the Gators' ground attack. Mack Brown rushed for 86 yards and a score.

Solomon Patton had three catches for 73 yards and his first-career touchdown. Quinton Dunbar hauled in four catches for 63 yards.

The Vols were limited to 220 yards on offense by Florida, which came into the game third in the nation in fewest yards per game allowed (208.5).

Rajion Neal (42) and Marlin Lane (16) combined for just 58 rushing yards. Marquez North had four catches for 43 yards, including a career-long 32-yard reception. Pig Howard was the Vols leading receiver and had four catches for 75 yards and a touchdown.

The teams combined for nine turnovers which resulted in 24 of the game's 48 points. Freshman walk-on Devaun Swafford gave the Vols a 7-0 lead on a 62-yard interception return with 9:23 left in the first quarter. It was Tennessee's first 'Pick 6' at The Swamp since another true freshman -- Eric Berry -- had one back in 2007.

The Gators gained its first lead of the day at 10-7 on a 52-yard screen pass from Murphy to Patton with 13:23 left in the first half.

Florida took advantage of the Vols' fourth first-half turnover as the Gators took a 17-7 lead on a Mack Brown 3-yard rush with 37 seconds left in the first half.

After the Vols cut the lead to 17-10 on a Michael Palardy 44-yard field goal early in the second half, Florida answered back with a 79-yard drive covering 11 plays as Matt Jones rumbled in to the end zone over left tackle. That put the Gators ahead 24-10 with 7:03 left in the third quarter.

Murphy finished off a 84-yard drive on a 7-yard rush up the middle to put Florida ahead 31-10 with 13:52 left in the fourth.

The Vols continued to fight and cut the deficit to 31-17 on an 18-yard connection between Worley and Howard with 10:20 on the clock.

>> SCORING SUMMARY

Team	Qtr	Time	Scoring Play	Conversion	Plays	TOP	Score
UT	1	9:23	D. Swafford 62-yd INT return	Palardy kick			7-0
UF	1	1:43	Hardin 23-yd field goal		4-1	1:41	7-3
UF	2	13:23	Patton 52 yd from Murphy	Hardin kick	2-56	0:52	7-10
UF	2	0:37	Brown 3-yd run	Hardin kick	7-40	3:03	7-17
UT	3	12:17	Palardy 44-yd field goal		8-48	2:43	10-17
UF	3	7:08	Jones 4-yd run	Hardin kick	11-79	5:09	10-24
UF	4	13:52	Murphy 7-yd run	Hardin kick	11-84	5:26	10-31
UT	4	10:20	Howard 18-yd pass from Worley	Palardy kick	7-79	3:32	17-31

Stat Leaders

>> TENNESSEE

Rushing	Att	Yds	TD	Long	Avg.
Neal	12	42	0	15	3.5
Lane	5	16	0	7	3.2
North	1	9	0	9	9.0
Howard	2	2	0	7	1.0
Totals	23	66	0	15	2.9

Passing	C-A-I	Yds	TD	Long	Sack
Worley	10-23-2	149	1	32	0
Peterman	4-11-2	5	0	9	1
Totals	14-34-4	154	1	32	1

Receiving	No.	Yds	TD	Long
Howard	4	75	1	29
North	4	43	0	32
Croom	2	31	0	24
Neal	1	9	0	9
Smith	1	2	0	2
Downs	1	0	0	0
Totals	14	154	1	32

>> FLORIDA

Rushing	Att	Yds	TD	Long	Avg.
Brown	24	86	1	13	3.6
Murphy	10	84	1	28	8.4
Jones	12	49	1	13	4.1
Purifoy	1	15	0	15	15.0
Patton	2	5	0	4	2.5
Taylor	1	3	0	3	3.0
Totals	56	215	3	28	3.8

Passing	C-A-I	Yds	TD	Long	Sack
Murphy	8-14-0	134	1	52	0
Driskel	3-6-1	33	0	21	0
Totals	11-20	167	1	52	0

Receiving	No.	Yds	TD	Long
Dunbar	4	63	0	31
Patton	3	73	1	52
Burton	3	27	0	21
Jones	1	4	0	4
Totals	11	167	1	52



Game 5

SO. ALABAMA	7	0	10	7	-	24
TENNESSEE	10	14	7	0	-	31

Sept. 28 | Neyland Stadium | Knoxville, Tenn. | 12:22 p.m. | Attendance: 87,266



Breakdown

	USA	UT
FIRST DOWNS	22	24
Rushing	8	14
Passing	14	10
Penalty	0	0
NET YARDS RUSHING	135	278
Rushing Attempts	28	37
Average Per Rush	4.8	7.5
Rushing Touchdowns	3	2
Yards Gained Rushing	145	290
Yards Lost Rushing	10	12
NET YARDS PASSING	257	204
Completions-Attempts-Int	24-51-3	20-36-3
Average Per Attempt	5.0	5.7
Average Per Completion	10.7	10.2
Passing Touchdowns	0	2
TOTAL OFFENSE YARDS	392	482
Total offense plays	79	73
Average Gain Per Play	5.0	5.7
Fumbles: Number-Lost	0-0	1-0
Penalties: Number-Yards	5-28	8-43
PUNTS-YARDS	5-210	4-182
Average Yards Per Punt	42.0	45.5
Net Yards Per Punt	36.0	44.8
Inside 20	1	2
50+ Yards	2	2
Touchbacks	0	0
Fair catch	0	0
KICKOFFS-YARDS	5-272	6-389
Average Yards Per Kickoff	54.4	64.8
Net Yards Per Kickoff	37.2	42.8
Touchbacks	0	4
Punt returns: Number-Yards-TD	2-3-0	2-30-0
Average Per Return	1.5	15.0
Kickoff returns: Number-Yds-TD	2-32-0	4-86-0
Average Per Return	16.0	21.5
Interceptions: Number-Yds-TD	3-72-0	3-16-0
Fumble Returns: Number-Yds-TD	0-0-0	0-0-0
Miscellaneous Yards	48	0
Possession Time	30:33	29:27
1st Quarter	8:21	6:39
2nd Quarter	4:50	10:10
3rd Quarter	8:57	6:03
4th Quarter	8:25	6:35
Third-Down Conversions	7 of 17	4 of 11
Fourth-Down Conversions	1 of 2	0 of 0
Red-Zone Scores-Chances	3-4	3-4
Touchdowns	2-4	3-4
Field goals	1-4	0-4
Sacks By: Number-Yards	1-5	1-8
PAT Kicks	3-3	4-4
Field Goals	1-2	1-2

▶ THE WRAPUP

For the Record

• Tennessee Captains: #1 Michael Palardy, #41 Dontavis Sapp, #45 A.J. Johnson and #72 Zach Fulton.

Game Notes

• UT is 9-0 all-time vs. teams from the Sun Belt Conference.

• On this date, Tennessee won its fourth straight game and owns a 9-3 mark.

• The Vols have been victorious in 11-consecutive home games vs. non-conference opponents since starting that streak vs. UAB in 2010.

• Tennessee has won 15 in a row vs. opponents from non-BCS conferences since the 2009 season opener vs. Western Kentucky.

• Tennessee is 3-2 in coin tosses this season after winning today's flip.

• UT is 2-2 when winning the coin flip and 1-0 when losing the toss.

• After picking off three passes vs. South Alabama, Tennessee now has forced 15 turnovers in five games.

• Brian Randolph thwarted South Alabama's potential game winning drive with an INT in the end zone, his third career pick with all of them coming this season and taking place in the end zone.

• Senior defensive end Corey Miller came up with Tennessee's only sack of the day, giving him a career season-best of two in 2013.

• The Vols tallied nine quarterback hurries on the day

Vols Top South Alabama 31-24

KNOXVILLE - Tennessee moved to 3-2 on the season with a 31-24 victory over South Alabama on Saturday afternoon. Brian Randolph's interception in the final minutes secured the win.

The Vols overcame three of their own turnovers, but in the end the Jaguars' third miscue of the game enabled Tennessee to remain perfect at Neyland Stadium this season.

Rajion Neal ran for a career high 169 yards on 25 carries including a 53-yard run that set the Vols up for a Marlin Lane score. Lane also added a 54-yard rush as a part of his 66 yards on the ground.

Tennessee gained 278 yards on the ground. Butch Jones-coached teams are now 26-2 all-time in games where his teams run for 200-plus yards and 16-1 when his squads go over 250-plus yards.

Justin Worley was 20 for 36 through the air for 204 yards with two touchdown passes. He did throw three interceptions leaving room for a near comeback by South Alabama.

The Vols' yielded a quick touchdown to the visiting Jaguars as South Alabama quarterback, Ross Metheny, took off on a 32-yard touchdown run on the opening drive.

Tennessee was able to put points on the scoreboard after LaDarrell McNeil intercepted a tipped South Alabama pass giving the Vols prime position for a Michael Palardy field goal.

UT went on to score 21 more unanswered first half points giving them a 24-7 lead at the half. Worley had a pair of first half touchdown passes to true freshmen A.J. Branisel and Josh Smith.

After a beautiful play action pass, he found A.J. Branisel in the back of the end zone wide open. On the next drive, Worley hit Smith in stride for the Knoxville-native's first career touchdown catch.

The touchdown receptions were the first of Branisel and Smith's career and gave the Volunteers a lead that they wouldn't relinquish for the remainder of the game.

The Vols continued to stride past the Jaguars despite several turnovers. Lane's two-yard score after he stretched over the goal line made it 24-7 Volunteers.

After winning the coin toss and deferring to the second half, UT took their initial second half possession into the checkerbords. Neal scored from 11 yards out after the Vols drove 76 yards on seven plays and used only two minutes and 24 seconds of game clock to extend their lead to 31-7. The touchdown would be the ultimate game-winner.

The momentum shifted drastically however. The two teams traded turnovers, giving South Alabama the ball inside the UT 10 yard line. Two plays later, Metheny scrambled left and dove just inside the pylon for South Alabama's second score.

The Jaguars scored 10 more points and drove to within eight yards of a game-tying score with just minutes to go in the half.

It was all for naught though as redshirt sophomore Brian Randolph sealed the Volunteer victory, 31-24, with an interception in the end zone with just 1:51 left on the clock. A huge sack by Corey Miller on second-and-goal pushed South Alabama back to the 14-yard line.

The interception was the third of Randolph's season and career. All three of Randolph's interceptions have come in the end zone.

Other Vol standouts include redshirt freshmen wide receiver Jason Croom who had three receptions for 50 yards and true freshmen receiver Josh Smith who reeled in three passes for 40 yards and his first-career touchdown.

The two runs (by Lane and Neal) of more than 50 yards marked the first time since the Volunteers faced Kentucky in 2000 that two different Vols have had rushes of 50 yards or more in the same game. Travis Stephens' 80-yard rush along with a 53-yard scamper by Travis Henry helped the Vols defeat Kentucky 59-20.

>> SCORING SUMMARY

Team	Qtr	Time	Scoring Play	Conversion	Plays	TOP	Score
USA	1	12:25	Metheny 32-yd. run	Sunanon kick	6-82	2:35	7-0
UT	1	9:49	Palardy 40-yd. field goal		4-1	0:43	7-3
UT	1	2:32	Branisel 2 yd. from Worley	Palardy kick	9-92	4:23	7-10
UT	2	13:16	Smith 29 yd. from Worley	Palardy kick	7-69	1:53	7-17
UT	2	10:16	Lane 2 yd. run	Palardy kick	4-73	1:51	7-24
UT	3	12:28	Neal 11 yd. run	Palardy kick	7-76	2:24	7-31
USA	3	8:51	Metheny 5 yd. run	Sunanon kick	2-5	0:15	14-31
USA	3	4:05	Sunan 24 yd. field goal		10-68	3:09	17-31
USA	4	8:55	Dinham 3 yd. run	Sunanon kick	6-29	1:59	24-31

Stat Leaders

>> SOUTH ALABAMA

Rushing	Att	Yds	TD	Long	Avg.
Metheny	10	67	2	32	6.7
Jones	10	36	0	11	3.6
Dinham	7	33	1	14	4.7
Totals	28	135	3	32	4.8

Passing	C-A-I	Yds	TD	Long	Sack
Metheny	21-42-2	234	0	42	1
Bridge	3-9-1	23	0	10	0
Totals	24-51-3	257	0	42	1

Receiving	No.	Yds	TD	Long
Woodson	5	39	0	11
Smith	4	83	0	42
Lavender	4	55	0	21
Jones	4	26	0	19
Saxton	3	40	0	20
Jones	3	11	0	10
Dinham	1	3	0	3
Totals	24	257	0	42

>> TENNESSEE

Rushing	Att	Yds	TD	Long	Avg.
Neal	25	169	1	53	6.8
Lane	5	66	1	54	13.2
Smith	3	27	0	12	9.0
Worley	3	18	0	13	6.0
Totals	37	278	2	54	7.5

Passing	C-A-I	Yds	TD	Long	Sack
Worley	20-36-3	204	2	29	1

Receiving	No.	Yds	TD	Long
Croom	3	50	0	22
Smith	3	40	1	29
Howard	3	36	0	22
Neal	3	14	0	13
Downs	2	20	0	14
North	2	20	0	15
Lane	2	14	0	8
Dallas	1	8	0	8
Branisel	1	2	1	2
Totals	20	204	1	29

Game 6

#6 GEORGIA 10 7 0 14 3 - 34
TENNESSEE 0 3 14 14 0 - 31

Oct. 5 | Neyland Stadium | Knoxville, Tenn. | 3:39 p.m. | Attendance: 102,455



Breakdown

	UGA	UT
FIRST DOWNS	22	18
Rushing	11	6
Passing	8	10
Penalty	3	2
NET YARDS RUSHING	238	189
Rushing Attempts	37	41
Average Per Rush	6.4	4.6
Rushing Touchdowns	1	2
Yards Gained Rushing	259	206
Yards Lost Rushing	21	17
NET YARDS PASSING	196	215
Completions-Attempts-Int	19-35-0	17-21-0
Average Per Attempt	5.6	6.9
Average Per Completion	10.3	12.6
Passing Touchdowns	3	1
TOTAL OFFENSE YARDS	434	404
Total offense plays	72	72
Average Gain Per Play	6.0	5.6
Fumbles: Number-Lost	0-0	1-1
Penalties: Number-Yards	6-41	9-67
PUNTS-YARDS	5-170	6-307
Average Yards Per Punt	34.0	51.2
Net Yards Per Punt	27.0	44.8
Inside 20	0	2
50+ Yards	0	3
Touchbacks	1	2
Fair catch	2	0
KICKOFFS-YARDS	6-382	6-387
Average Yards Per Kickoff	63.7	64.5
Net Yards Per Kickoff	45.2	40.7
Touchbacks	5	5
Punt returns: Number-Yards-TD	4--2-0	1-15-1
Average Per Return	-0.5	15.0
Kickoff returns: Number-Yds-TD	1-18-0	1-11-0
Average Per Return	18.0	11.0
Interceptions: Number-Yds-TD	0-0-0	0-0-0
Fumble Returns: Number-Yds-TD	0-0-0	0-0-0
Miscellaneous Yards	0	0
Possession Time	29:16	30:44
1st Quarter	9:09	5:51
2nd Quarter	6:29	8:31
3rd Quarter	9:05	5:55
4th Quarter	4:33	10:27
Third-Down Conversions	4 of 13	7 of 17
Fourth-Down Conversions	1 of 1	3 of 3
Red-Zone Scores-Chances	4-5	4-5
Touchdowns	4-5	3-5
Field goals	0-5	1-5
Sacks By: Number-Yards	3-16	1-7
PAT Kicks	4-4	4-4
Field Goals	2-3	1-1

▶ THE WRAPUP

For the Record

• Tennessee Captains: #20 Rajion Neal (Fayetteville), #41 Dontavis Sapp (Valdosta), #45 A.J. Johnson (Gainesville) and #70 Ja'Wuan James (Suwanee), all natives of the state of Georgia, represented the Vols for the pre-game coin toss.

Game Notes

- The Big Orange still leads the all-time series with Georgia, 21-20-2, including 11-10-1 in Knoxville.
- Georgia has won four straight in the series.
- Jones is 1-2 in overtime games and stands 11-8 all-time in games decided by four points or fewer and 40-6 when his team scores 30 or more points.
- Tennessee is 4-2 in coin tosses this season after winning today's flip.
- UT is 2-3 when winning the coin flip and 1-0 when losing the toss.
- Today's attendance was 102,455 (a sellout), moving the season average to 93,418.

• The game marked the first time the Vols have donned their new adidas Smokey Gray uniforms.

• The game marked just the third time since the 1930s that a UT team has worn anything other than orange at home. The other occasion came in the 2004 season opener vs. UNLV, when the Vols wore throwback white jerseys in a 42-17 conquest of the Runnin' Rebels.

• Tennessee fell to 10-5 all-time in overtime games while Georgia improved to 5-4.

Vols Drop OT Heartbreaker To #6 UGA 34-31

KNOXVILLE - The Tennessee football team fell 34-31 in overtime to No. 6 Georgia in front of a sold-out crowd of 102,455 at Neyland Stadium on Saturday.

The Vols came up just short of upsetting their visiting opponent when Georgia sophomore Marshall Morgan connected a 42-yard field goal in overtime to give the Bulldogs the victory.

A strong Vol defense, who held Georgia to 4-of-13 on third down, helped to keep Tennessee in the game and slow down a Georgia offense headed by quarterback Aaron Murray who became the SEC career passing leader during the game after a 19-for-35, 196-yard, 3-touchdown passing effort.

For the Vols Justin Worley put together 17-of-31 passing for 215 yards and one touchdown while Rajion Neal led the Vols on the ground rushing for 148 yards while scoring two touchdowns, his fourth career multi-touchdown effort as a Vol.

After going into the half down 17-3, Tennessee outscored the Bulldogs 28-17 in the second half, tying up the game at 17-all at the end of the third quarter.

On the Volunteers second possession out of halftime, Worley connected with freshman Marquez North as he was diving out of the end zone for the Vols first touchdown of the day and giving Georgia only a one possession lead.

The touchdown was the first of North's career and he became the fifth true freshman to record a touchdown for the Vols this season.

The Vols were able to hold Georgia on the ensuing possession as true freshmen Corey Ver-reen had a timely sack on third down to give Tennessee the ball back. After the Tennessee offense failed to get a first down, Michael Palardy pinned the Georgia offense and Murray deep in their own territory.

As a result, momentum began to shift within Neyland in the Volunteer's favor. With UGA punter Colin Barber backed up near his own end zone, Jalen Reeves-Maybin snuck through the Georgia defenses and blocked the punt. Devaun Swafford scooped up the loose ball and sprinted into the checkerboards for a game tying score.

The 15-yard punt return for a touchdown was the second of Swafford's young career, this one coming on his 19th birthday.

The two teams would swap scores for the rest of the half.

After a quick Georgia touchdown run by Brendan Douglas, UT drove 75 yards on nine plays, capped off by a Neal 1-yard run to tie things at 24-all.

Tennessee would march down the field again on their next possession, eating up more than six minutes of the game clock and moving the ball 80 yards, including two fourth-and-one conversions to set up a 7-yard Neal score that gave the Volunteers their first lead of the game, 31-24.

With just less than two minutes to go in the game, Murray took the ball on the Georgia 25 yard line and orchestrated a drive that resulted in a two-yard touchdown pass to Rantavious Wooten with five seconds left in the game and forcing overtime play.

Still the Volunteer team didn't give up.

The Vols looked as though they had the go-ahead touchdown in overtime when Pig Howard dove for the pylons in the first overtime period, but the ball slipped from Howard's fingers resulting in a touchback.

The Tennessee defense allowed the Georgia offense no yards in their ensuing overtime possession, but Marshall Morgan connected on a game-winning 42-yard field goal to give No. 6 Georgia the 34-31 victory.

With the loss, the Vols fall to 10-5 all-time in overtime while Georgia improved to 5-4.

>> SCORING SUMMARY

Team	Qtr	Time	Scoring Play	Conversion	Plays	TOP	Score
UGA	1	12:12	Morgan 56 yd field goal		6-40	2:48	3-0
UGA	1	3:53	Conley 1 yd pass from Murray	Morgan kick	12-80	4:27	10-0
UT	2	10:15	Palardy 26 yd field goal		11-59	4:45	10-3
UGA	2	5:09	Wooten 4 yd pass from Murray	Morgan kick	11-75	5:06	17-3
UT	3	7:10	North 19 yd pass from Worley	Palardy kick	7-78	2:06	17-10
UT	3	1:25	Swafford 15 yd blocked punt return	Palardy kick			17-17
UGA	4	14:55	Douglas 3 yd run	Morgan kick	4-75	1:30	24-17
UT	4	11:15	Neal 1 yd run	Palardy kick	9-75	3:40	24-24
UT	4	1:54	Neal 7 yd run	Palardy kick	13-80	6:42	24-31
UGA	4	0:05	Wooten 2 yd pass from Murray	Morgan kick	10-75	1:49	31-31
UGA	OT		Morgan 42 yd field goal		4-0	0:00	34-31

Stat Leaders

>> GEORGIA

Rushing	Att	Yds	TD	Long	Avg.
Green	17	129	0	32	7.6
Murray	3	53	0	57	17.7
Marshall	5	33	0	13	6.6
Douglas	10	25	1	14	2.5
Totals	37	238	1	57	6.4

Passing	C-A-I	Yds	TD	Long	Sack
Murray	19-35-0	196	3	32	1

Receiving	No.	Yds	TD	Long
Wooten	6	38	2	10
Conley	5	64	1	24
Scott-Wesley	2	22	0	13
McGowan	2	13	0	10
Douglas	1	32	0	32
Bennett	1	14	0	14
Davis	1	9	0	9
Green	1	4	0	4
Totals	19	196	3	32

>> TENNESSEE

Rushing	Att	Yds	TD	Long	Avg.
Neal	28	148	2	43	5.3
Howard	6	46	0	16	7.7
Totals	41	189	2	43	4.6

Passing	C-A-I	Yds	TD	Long	Sack
Worley	17-31-0	215	1	33	3

Receiving	No.	Yds	TD	Long
Neal	5	19	0	11
Howard	4	70	0	33
North	4	47	1	20
Croom	2	25	0	16
Branisel	1	28	0	28
Smith	1	26	0	26
Totals	17	215	1	33

Game 7

#11 S. CAROLINA	0	7	14	0	-	21
TENNESSEE	3	14	0	6	-	23

Oct. 19 | Neyland Stadium | Knoxville, Tenn. | 12:01 p.m. | Attendance: 95,736



Breakdown

	SC	UT
FIRST DOWNS	17	18
Rushing	11	8
Passing	5	6
Penalty	1	4
NET YARDS RUSHING	218	146
Rushing Attempts	42	41
Average Per Rush	5.2	3.6
Rushing Touchdowns	2	1
Yards Gained Rushing	242	177
Yards Lost Rushing	24	31
NET YARDS PASSING	166	179
Completions-Attempts-Int	8-22-1	19-36-0
Average Per Attempt	7.5	5.0
Average Per Completion	20.8	9.4
Passing Touchdowns	1	1
TOTAL OFFENSE YARDS	384	325
Total offense plays	64	77
Average Gain Per Play	6.0	4.2
Fumbles: Number-Lost	2-1	0-0
Penalties: Number-Yards	9-84	5-40
PUNTS-YARDS	8-290	8-323
Average Yards Per Punt	36.2	40.4
Net Yards Per Punt	34.2	39.4
Inside 20	1	6
50+ Yards	0	1
Touchbacks	0	0
Fair catch	4	4
KICKOFFS-YARDS	4-256	5-319
Average Yards Per Kickoff	64.0	63.8
Net Yards Per Kickoff	48.5	42.2
Touchbacks	2	2
Punt returns: Number-Yards-TD	2-8-0	2-16-0
Average Per Return	4.0	8.0
Kickoff returns: Number-Yds-TD	3-58-0	1-12-0
Average Per Return	19.3	12.0
Interceptions: Number-Yds-TD	0-0-0	1-0-0
Fumble Returns: Number-Yds-TD	0-0-0	0-0-0
Miscellaneous Yards	0	0
Possession Time	27:38	32:22
1st Quarter	6:59	8:01
2nd Quarter	7:03	7:57
3rd Quarter	8:21	6:39
4th Quarter	5:15	9:45
Third-Down Conversions	4 of 14	5 of 17
Fourth-Down Conversions	1 of 1	0 of 0
Red-Zone Scores-Chances	1-1	5-5
Touchdowns	1-1	2-5
Field goals	0-1	3-5
Sacks By: Number-Yards	1-6	4-17
PAT Kicks	3-3	2-2
Field Goals	0-1	3-5

THE WRAPUP

For the Record

• The Tennessee captains were #1 Michael Palardy, #2 Pig Howard, #14 Justin Worley and #80 Corey Miller. Worley and Miller are South Carolina natives, from Rock Hill and Wellford, respectively.

Game Notes

• The Big Orange now leads the all-time series with South Carolina, 23-7-2, including 15-2 in Knoxville.

• Tennessee snapped South Carolina's three-game winning streak in the series, which began in 2010.

• Tennessee is 79-37-9 all-time coming off an open date, while Butch Jones is 9-1 as a head coach in that scenario.

• Today's Vol For Life (#VFL) Legends of the Game were the more than 200 former players who returned to Rocky Top for the contest.

• They took part in the Vol Walk, the pregame reading of General Neyland's Maxims and ran through the "T" prior to kickoff.

• The Vols wore pink equipment on Saturday in recognition of Breast Cancer Awareness Month in October. The players donned pink gloves, wrist bands, socks, knee braces and more.

• Tennessee donned orange jerseys and orange pants vs. South Carolina, marking the first time the Vols wore an all-orange ensemble since a 26-22 home loss vs. Auburn on Oct. 3, 2009.

• While wearing all orange, the victory marked UT's first in that apparel since edging Memphis, 17-16, at Neyland Stadium on Sept. 25, 1999.

Vols Upset #11/9 SC, 23-21

KNOXVILLE - Tennessee added another Brick to Butch Jones' Brick-By-Brick mantra by rallying to upset No. 11/9 South Carolina on Saturday afternoon, 23-21, at Neyland Stadium in front of 95,736.

The Vols' victory ended a 19-game losing streak against ranked teams that dated to a 31-13 victory, also over South Carolina (No. 21) on Oct. 31, 2009. It was also UT's first win over a Top 15 team since an Oct. 27, 2007 win also against the Gamecocks, who were 15th prior to that game.

On the game-winning drive, Justin Worley hit Marquez North for a clutch 39-yard pass on third and 10 to the South Carolina 36 who reeled in the grab with just one hand. Marlin Lane took over scampering for 25 yards on four plays to the one-yard line where Jones smartly let the clock run down to three seconds setting up senior Michael Palardy for the game-winning 19-yard field goal.

Palardy drilled the ball through the uprights giving the Vols the upset victory and the Vols' first game-winning field goal since James Wilhoit kicked a 50-yard field goal with six seconds to go to lift No. 13 Tennessee to a 30-28 victory over 11th-ranked Florida on Sept. 18, 2004.

Worley, who two years ago made his first career start against his home state Gamecocks, managed the UT game plan and threw for 179 yards on 19-of-34 passing with one touchdown and no interceptions.

The Vols' running back tandem of Rajion Neal (24-77, TD) and Lane (12-55) combined for 132 yards. South Carolina's Mike Davis, the SEC's leading rusher, rumbled for 137 yards.

Freshman Marquez North finished with three catches for 102 yards, the first Vol freshman to go over 100 receiving yards since Justin Hunter had 114 vs. Ole Miss on Nov. 13, 2010. Hunter's two 100-yard games as a freshmen were the first by a Vol since Robert Meachem in 2004 vs. Kentucky.

Pig Howard had a career-high eight catches for 33 yards including a 6-yard TD reception. Tight end Brendan Downs also posted a career-high in catches with three.

Tennessee's defense played strong against a team that piled up 52 points and 537 yards of offense at Arkansas a week ago. The Vols forced Connor Shaw (7-of-21 for 161 yards) into his first interception of the season, ending his streak of 177 consecutive attempts without an INT. Freshman Cameron Sutton picked off Shaw at the UT 27 to thwart the Gamecocks' first drive of the second half.

The Tennessee victory was Shaw's first loss to an unranked team in his career as a starter.

The Vols front line also sacked Shaw four times on the day, the most for the quarterback this season, including a career best 2.5 sacks by senior Marlon Walls.

After leading for 32 of the game's first 42 minutes, before falling behind, 21-17, Tennessee put together a drive to get within one at 21-20 on a Michael Palardy 33-yard field goal with 10:11 left in the fourth. A 48-yard connection from Worley to freshman Marquez North set the Vols up on the Gamecocks' 16-yard line.

Down 7-3 early in the second quarter, the Vols tallied back-to-back touchdowns in less than five minutes to take a 17-7 lead with 6:11 left in the first half. The Vols put together a steady 10-play, 75-yard drive that finished with a 6-yard TD strike from Worley to Howard with 8:36 left in the second quarter to make it 10-7. Then after a 3-and-out, including a 4-yard sack by Danny O'Brien, the Vols went back to work on offense.

Tennessee maintained that 17-7 lead at halftime for the team's largest lead at the half vs. a ranked team since leading South Carolina, 21-3 at half in that 2009 win -- the Vols' last win over a ranked squad.

Butch Jones maintained his nearly perfect record when his teams lead at halftime, as his squads are now 43-2 when leading after 30 minutes.

>> SCORING SUMMARY

Team	Qtr	Time	Scoring Play	Conversion	Plays	TOP	Score
UT	1	9:14	Palardy 37 yd field goal		7-33	2:44	0-3
SC	2	14:50	Byrd 76 yd pass from Shaw	Fry kick	3-95	1:00	7-3
UT	2	10:12	Howard 6 yd pass from Worley	Palardy kick	10-75	4:38	7-10
UT	2	6:11	Neal 5 yd run	Palardy kick	7-61	2:25	7-17
SC	3	9:46	Davis 21 yd run	Fry kick	11-66	3:11	14-17
SC	3	2:50	Shaw 1 yd run	Fry kick	6-70	3:07	21-17
UT	4	10:11	Palardy 33 yd field goal		9-67	3:43	21-20
UT	4	0:00	Palardy 19 yd field goal		9-63	2:48	21-23

Stat Leaders

>> SOUTH CAROLINA

Rushing	Att	Yds	TD	Long	Avg.
Davis	21	137	1	45	6.5
Shaw	19	78	1	29	4.1
Thompson	1	6	0	6	6.0
Totals	42	218	2	45	5.2

Passing	C-A-I	Yds	TD	Long	Sack
Shaw	7-21-1	161	1	76	4
Thompson	1-1-0	5	0	5	0
Totals	8-22-1	166	1	76	4

Receiving	No.	Yds	TD	Long
Byrd	4	121	1	76
Davis	2	16	0	11
Anderson	1	25	0	25
Jones	1	4	0	4
Totals	8	166	1	76

>> TENNESSEE

Rushing	Att	Yds	TD	Long	Avg.
Neal	24	77	1	16	3.2
Lane	12	55	0	15	4.6
Worley	3	18	0	13	6.0
Totals	41	146	1	16	3.6

Passing	C-A-I	Yds	TD	Long	Sack
Worley	19-34-0	179	1	48	1
Totals	19-36-0	179	1	48	1

Receiving	No.	Yds	TD	Long
Howard	8	22	1	12
North	3	102	0	48
Downs	3	20	0	17
Neal	2	-9	0	0
Croom	1	23	0	23
Johnson	1	6	0	6
Young	1	4	0	4
Totals	19	179	1	48

Game 8

TENNESSEE	0	0	3	7	-	10
#1 ALABAMA	21	14	7	3	-	45

Oct. 26 | Bryant-Denny Stadium | Tuscaloosa, Ala. | 3:39 p.m. | Attendance: 101,821



Breakdown

	UT	UA
FIRST DOWNS	14	26
Rushing	4	11
Passing	9	13
Penalty	1	2
NET YARDS RUSHING	127	204
Rushing Attempts	28	37
Average Per Rush	4.5	5.5
Rushing Touchdowns	1	3
Yards Gained Rushing	127	210
Yards Lost Rushing	0	6
NET YARDS PASSING	195	275
Completions-Attempts-Int	13-28-2	19-28-0
Average Per Attempt	7.0	9.8
Average Per Completion	15.0	14.5
Passing Touchdowns	0	2
TOTAL OFFENSE YARDS	322	479
Total offense plays	56	65
Average Gain Per Play	5.8	7.4
Fumbles: Number-Lost	1-0	1-1
Penalties: Number-Yards	3-32	4-45
PUNTS-YARDS	5-231	2-80
Average Yards Per Punt	46.2	40.0
Net Yards Per Punt	42.4	40.0
Inside 20	3	1
50+ Yards	1	0
Touchbacks	0	0
Fair catch	0	0
KICKOFFS-YARDS	3-173	8-506
Average Yards Per Kickoff	57.7	63.2
Net Yards Per Kickoff	20.0	35.6
Touchbacks	0	3
Punt returns: Number-Yards-TD	0-0-0	2-19-0
Average Per Return	0.0	9.5
Kickoff returns: Number-Yds-TD5-146-0	3-113-0	
Average Per Return	29.2	37.7
Interceptions: Number-Yds-TD	0-0-0	2-117-1
Fumble Returns: Number-Yds-TD	0-0-0	0-0-0
Miscellaneous Yards	0	0
Possession Time	26:02	33:58
1st Quarter	4:18	10:42
2nd Quarter	7:20	7:40
3rd Quarter	8:00	6:00
4th Quarter	6:24	8:36
Third-Down Conversions	3 of 12	7 of 11
Fourth-Down Conversions	1 of 2	1 of 1
Red-Zone Scores-Chances	2-2	4-5
Touchdowns	1-2	3-5
Field goals	1-2	1-5
Sacks By: Number-Yards	0-0	0-0
PAT Kicks	1-1	6-6
Field Goals	1-1	1-1

▶ THE WRAPUP

For the Record

- #1 Michael Palardy, #14 Justin Worley, #72 Zach Fulton and #98 Dan McCullers represented the Vols for the pregame coin toss.

Game Notes

- On this date, Tennessee is 9-5-1
- The Vols are now 5-6 in Tuscaloosa all-time.
- The game's attendance was 101,821, the second crowd of 100,000+ that the Vols have played in front of this season.
- Joshua Dobbs came into the game for the Vols in the second half becoming the 15th true freshman to play this season for Tennessee.
- Dobbs also became the third true freshmen quarterback to play in the last four years.
- Linebacker A.J. Johnson recorded 10 tackles against Alabama, his 16th career 10-tackle game and third of the season.
- With a 3-yard touchdown run in the fourth quarter, Rajion Neal became the first opposing player to score a touchdown against Alabama at home in 2013 and the first since Jarvis Landry (LSU) caught a TD with 12:58 left in the fourth quarter on Nov. 3, 2012.
- The Vols recorded three of the six biggest plays against Alabama this season during the game, a 43-yard catch by Cody Blanc, a 43-yard run by Rajion Neal and a 38-yard grab by Marquez North.
- Devrin Young finished the day against Alabama with five kick returns for a career-high 146 yards and moved into eighth all-time on the Vols career kick return yards list.

Vols Fall At #1 Alabama, 45-10

TUSCALOOSA, Ala. - A week after knocking off No. 11 South Carolina, the Vols lost to the top team in the land, No. 1 Alabama, 45-10, before 101,821 at Bryant-Denny Stadium.

Alabama's T.J. Yeldon ran for three touchdowns and 72 yards. Quarterback A.J. McCarron threw for 275 yards on 19-of-27 passing with two scoring tosses. Kevin Norwood hauled in six catches for 112 yards and a touchdown.

Vols' quarterback Justin Worley started, but was banged up and played the first half only, finishing with 120 yards. Freshman Joshua Dobbs made his college debut and led the Vols to their first scoring drive of the day, early in the third quarter.

Tennessee made sure it wouldn't be shutout for the 238th consecutive game as Michael Palardy kicked a 37-yard field goal with 12:53 left in the third quarter. That ended a run of 104 consecutive points by Alabama dating back to the Kentucky game on Oct. 12.

Dobbs then led the Vols to the first touchdown against Alabama at home in 2013. Early in the fourth quarter, Dobbs engineered a 9-play, 55-yard drive that culminated with a 3-yard touchdown run by Rajion Neal (13 carries for 70 yards). The score, which was originally ruled down outside the end zone, was corrected by video review for Neal's ninth TD of the season and the first allowed by Alabama at Bryant-Denny Stadium this season.

Dobbs, who became the 15th true freshman to play for the Vols in 2013, finished the day with 75 yards on 5-of-12 passing. Fellow freshman Marquez North topped the Tennessee receiving chart with 87 yards on four catches.

Tennessee and Alabama, played to a 10-10 score in the second half. The Crimson Tide continued its first-half dominance, outscoring the Vols 35-0 in the first 30 minutes. Dating to its second game vs. Texas A&M, Alabama has scored 179 consecutive first-half points, over a span of more than 200 minutes.

Alabama came right of the gates, scoring just 1:28 into the game as Amari Cooper scored on a 54-yard swing pass from McCarron. That came three plays after a 49-yard kickoff return by Christian Jones to open the game.

The Tide took a 14-0 lead on a Yeldon 1-yard burst up the middle with 8:44 left in the first quarter. The lead expanded to 21-0 on a 22-yard pass from McCarron to Kevin Norwood with 28 seconds left in the first half. That drive consumed 12 plays and 5:34.

Yeldon added his second 1-yard TD run for a 28-0 lead for Alabama with 7:18 left in the first half.

Alabama appeared to be taking a 35-0 lead when Kenyan Drake fumbled going in for a score and Cameron Sutton recovered the ball for the Vols at their own 2-yard line. It was the first turnover by Alabama in three weeks.

With Tennessee driving late in the first half -- looking to end the Crimson Tide's first-half dominance, Worley was intercepted by Landon Collins, who returned the pick 89 yards for a 35-0 lead with a dozen seconds left in the first half.

The Vols had three of the longest plays on offense against Alabama, all season. In the first half, Worley connected with Cody Blanc on a 43-yard bomb and a 38-yard strike to North. Early in the second quarter, Rajion Neal ripped off a 43-yard rush. Only Texas A&M's 95-yard pass from Johnny Manziel to Mike Evans on Sept. 14 and Trey Edmunds' 77-yard rush for Virginia Tech on Aug. 31 were longer.

It was the Vols' seventh consecutive loss to Alabama dating to a 2006 UT victory, 16-13, in Knoxville.

>> SCORING SUMMARY

Team	Qtr	Time	Scoring Play	Conversion	Plays	TOP	Score
UA	1	13:32	Cooper 54 yd pass from McCarron	Foster kick	3-51	1:28	0-7
UA	1	8:44	Yeldon 1 yd run	Foster kick	7-66	3:40	0-14
UA	1	0:28	Norwood 22 yd pass from McCarron	Foster kick	12-66	5:34	0-21
UA	2	7:18	Yeldon 1 yd run	Foster kick	9-81	4:43	0-28
UA	2	0:12	Collins 89 yd int return	Foster kick			0-35
UT	3	12:53	Palardy 37 yd field goal		5-48	2:07	3-35
UA	3	2:55	Yeldon 1 yd run	Griffith kick	9-98	3:59	3-42
UT	4	12:58	Neal 3 yd run	Palardy kick	9-55	4:57	10-42
UA	4	6:50	Griffith 20 yd field goal		12-68	6:08	10-45

Stat Leaders

>> TENNESSEE

Rushing	Att	Yds	TD	Long	Avg.
Neal	13	70	1	43	5.4
Lane	6	25	0	7	4.2
Dobbs	3	19	0	11	6.3
T. Smith	4	10	0	5	2.5
Totals	28	127	1	43	4.5

Passing	C-A-I	Yds	TD	Long	Sack
Worley	8-15-2	120	0	43	0
Dobbs	5-12-0	75	0	29	0
Totals	13-28-2	195	0	43	0

>> ALABAMA

Rushing	Att	Yds	TD	Long	Avg.
Drake	14	89	0	11	6.4
Yeldon	15	72	3	24	4.8
Jones	1	20	0	20	20.0
Henry	3	20	0	23	6.7
Totals	37	204	3	24	5.5

Passing	C-A-I	Yds	TD	Long	Sack
McCarron	19-27-0	275	2	54	0
Sims	0-1-0	0	0	0	0
Totals	19-28-0	275	2	54	0

Receiving	No.	Yds	TD	Long
North	4	87	0	38
Croom	2	12	0	7
Howard	2	4	0	6
Blanc	1	43	0	43
Johnson	1	24	0	24
Neal	1	13	0	13
J. Smith	1	9	0	9
T. Smith	1	3	0	3
Totals	13	195	0	43

Receiving	No.	Yds	TD	Long
Norwood	6	112	1	34
Cooper	5	75	1	54
Yeldon	3	29	0	23
White	2	29	0	18
Drake	1	15	0	15
Bell	1	9	0	9
Jones	1	6	0	6
Totals	19	275	2	54

Game 9

TENNESSEE	0	3	0	0	-	3
#10 MISSOURI	7	17	7	0	-	31

Nov. 2 | Faurot Field | Columbia, Mo. | 7:11 p.m. | Attendance: 65,869



Breakdown

	UT	MU
FIRST DOWNS	15	24
Rushing	5	15
Passing	10	8
Penalty	0	1
NET YARDS RUSHING	94	339
Rushing Attempts	24	54
Average Per Rush	3.9	6.3
Rushing Touchdowns	0	1
Yards Gained Rushing	115	344
Yards Lost Rushing	21	5
NET YARDS PASSING	240	163
Completions-Attempts-Int	26-42-2	12-25-0
Average Per Attempt	5.7	6.5
Average Per Completion	9.2	13.6
Passing Touchdowns	0	3
TOTAL OFFENSE YARDS	334	502
Total offense plays	66	79
Average Gain Per Play	5.1	6.4
Fumbles: Number-Lost	1-1	0-0
Penalties: Number-Yards	9-65	5-35
PUNTS-YARDS	7-299	8-313
Average Yards Per Punt	42.7	39.1
Net Yards Per Punt	39.4	36.8
Inside 20	4	3
50+ Yards	2	0
Touchbacks	1	0
Fair catch	1	3
KICKOFFS-YARDS	2-116	6-384
Average Yards Per Kickoff	58.0	64.0
Net Yards Per Kickoff	39.5	40.5
Touchbacks	0	2
Punt returns: Number-Yards-TD	2-19-0	2-3-0
Average Per Return	9.5	1.5
Kickoff returns: Number-Yds-TD	4-91-0	2-37-0
Average Per Return	22.8	18.5
Interceptions: Number-Yds-TD	0-0-0	2-15-0
Fumble Returns: Number-Yds-TD	0-0-0	0-0-0
Miscellaneous Yards	0	0
Possession Time	26:15	33:45
1st Quarter	6:56	8:04
2nd Quarter	6:07	8:53
3rd Quarter	6:46	8:14
4th Quarter	6:26	8:34
Third-Down Conversions	2 of 13	10 of 19
Fourth-Down Conversions	0 of 2	0 of 0
Red-Zone Scores-Chances	0-1	2-3
Touchdowns	0-1	1-3
Field goals	0-1	1-3
Sacks By: Number-Yards	0-0	2-15
PAT Kicks	1-1	4-4
Field Goals	1-1	1-2

▶ THE WRAPUP

For the Record

- #20 Rajion Neal, #41 Dontavis Sapp, #45 A.J. Johnson and #72 Zach Fulton represented the Vols for the pregame coin toss.

Game Notes

- On this date, Tennessee is 11-4
- The Vols are now 0-1 in their first appearance in Columbia.

- Johnathon Johnson made his first career start at wide receiver while Joshua Dobbs became just the eighth true freshman to start at quarterback in Tennessee history.

- With Dobbs starting at quarterback, Tennessee became the eighth team in FBS football to start three or more quarterbacks this season.

- Tino Thomas and Riyahd Jones were out on special teams for the Vols, the 28th and 29th Vols to debut this season.

- Thomas was the ninth redshirt freshman and the 24th freshman overall.

- Pig Howard had 11 catches against Missouri, the most since Kelley Washington had 11 vs. LSU on Sept. 29, 2001.

- The 11 catches, tied for the fifth-most in a game in Tennessee history.

- Howard's 11 catches were a career high, besting his eight against South Carolina earlier this season (Oct. 19)

- Dobbs became the eighth ever true freshman to start a game at QB in Vol history.

- Dobbs' 26 completions and 42 attempts were the most by a true freshman in his first start in Tennessee history.

Vols Drop 31-3 Decision at #10 Missouri

COLUMBIA, Mo. - Tennessee continued its gauntlet of a schedule, playing a ranked team for the sixth time in seven weeks as the Vols suffered a 31-3 loss at No. 10 Missouri on Saturday night at Faurot Field.

The Vols (4-5, 1-4 SEC) were unable to knock off the Tigers (8-1, 4-1), who suffered their only defeat of the season last week against South Carolina in overtime, 27-24.

In a battle of freshman quarterbacks, Missouri's Maty Mauk had the best game of his young career, as he threw for three touchdowns and was 12-of-25 for 163 yards through the air. In his debut as a starter, Tennessee's Joshua Dobbs threw for 240 yards on 26-of-42. Dobbs became the eighth true freshman to start in Tennessee history.

Mauk ran for a career-high 114 yards as Mizzou racked up 339 yards on the ground, including 197 yards in the first half.

In the first half, Mauk connected on TD passes to Dorial Green-Beckham (9 yards), L'Damian Washington (26 yards) and Marcus Lucas (40 yards).

Dobbs also led the Vols in rushing with 45 yards, including a 33-yarder where he dashed down the sideline. The run was the longest by a Vols' quarterback since a 38-yard run by Tee Martin back in 1999.

Vols' sophomore Alton Pig Howard had a career-high 11 catches for a team-best and career-high 89 receiving yards. Marquez North had seven catches for 68 yards.

Howard's 11 catches are the most since Kelley Washington had 11 vs. LSU on Sept. 29, 2001. The 11 catches, tied for the fifth-most in a game in Tennessee history.

For the second week in a row the Vols had a rough first half. Last week at Alabama, UT trailed 35-0 after 30 minutes. Missouri held a three-touchdown advantage on Saturday.

Missouri took a 24-3 lead on a 40-yard bomb from Mauk to Lucas with 1:44 left in the first half. The Vols got on the scoreboard on the previous drive on a 51-yard field goal by Michael Palardy, the second-longest kick of his career. That made it 17-3.

The opportunistic Tigers converted and E.J. Gaines interception into a 17-0 lead one play after the Tigers secured a turnover for the 39th consecutive game. Mauk connected with a wide open Washington on a 26-yard touchdown with 6:35 left in the first half.

Mizzou took a 7-0 lead on a 9-yard TD pass from Mauk to Green-Beckham with 2:20 left in the first quarter.

The three points scored by the Vols were the fewest since tallying three against South Carolina in a 14-3 loss on Oct. 29, 2011.

>> SCORING SUMMARY

Team	Qtr	Time	Scoring Play	Conversion	Plays	TOP	Score
MU	1	2:20	Green-Beckham 9 yd pass from Mauk	Baggett kick	14-64	5:26	0-7
MU	2	6:58	Baggett 24 yd field goal		10-74	3:58	0-10
MU	2	6:35	Washington 26 yd pass from Mauk	Baggett kick	1-26	0:08	0-17
UT	2	4:13	Palardy 51 yd field goal		7-44	2:15	3-17
MU	2	1:44	Lucas 40 yd pass from Mauk	Baggett kick	7-85	2:20	3-24
MU	3	6:44	Hansbrough 26 yd run	Baggett kick	4-65	1:15	3-31

Stat Leaders

>> TENNESSEE

Rushing	Att	Yds	TD	Long	Avg.
Dobbs	7	45	0	33	6.4
Lane	6	37	0	11	6.2
Neal	8	8	0	4	1.0
Smith	3	4	0	3	1.3
Totals	24	94	0	33	3.9

Passing	C-A-I	Yds	TD	Long	Sack
Dobbs	26-42-2	240	0	25	2

Receiving	No.	Yds	TD	Long
Howard	11	89	0	17
North	7	68	0	15
Johnson	3	38	0	25
Croom	2	32	0	22
Neal	2	4	0	4
Smith	1	9	0	9
Totals	26	240	0	25

>> MISSOURI

Rushing	Att	Yds	TD	Long	Avg.
Mauk	13	114	0	28	8.8
Josey	16	74	0	13	4.6
Hansbrough	7	61	1	26	8.7
Murphy	8	44	0	19	5.5
Steward	6	32	0	14	5.3
White	3	11	0	7	3.7
Green-Beckham	1	3	0	3	3.0
Totals	54	339	1	28	6.3

Passing	C-A-I	Yds	TD	Long	Sack
Mauk	12-25-0	163	3	40	0

Receiving	No.	Yds	TD	Long
Lucas	4	75	1	40
Washington	3	45	1	26
Green-Beckham	2	22	1	13
Clark	1	12	0	12
White	1	6	0	6
Copelin	1	3	0	3
Totals	12	163	3	40



Game 9

#7/10 AUBURN	0	3	0	0	-	3
TENNESSEE	7	17	7	0	-	31

Nov. 9 | Neyland Stadium | Knoxville, Tenn. | 12:01 p.m. | Attendance: 102,455



Breakdown

	AU	UT
FIRST DOWNS	25	18
Rushing	23	12
Passing	2	5
Penalty	0	1
NET YARDS RUSHING	444	226
Rushing Attempts	53	43
Average Per Rush	8.4	5.3
Rushing Touchdowns	5	1
Yards Gained Rushing	454	250
Yards Lost Rushing	10	24
NET YARDS PASSING	35	128
Completions-Attempts-Int	3-7-1	16-25-1
Average Per Attempt	5.0	5.1
Average Per Completion	11.7	8.0
Passing Touchdowns	1	0
TOTAL OFFENSE YARDS	479	354
Total offense plays	60	68
Average Gain Per Play	8.0	5.2
Fumbles: Number-Lost	1-1	1-0
Penalties: Number-Yards	1-5	4-30
PUNTS-YARDS	2-94	5-233
Average Yards Per Punt	47.0	46.6
Net Yards Per Punt	47.0	21.2
Inside 20	1	3
50+ Yards	1	3
Touchbacks	0	0
Fair catch	1	2
KICKOFFS-YARDS	9-578	6-350
Average Yards Per Kickoff	64.2	58.3
Net Yards Per Kickoff	42.1	23.3
Touchbacks	5	1
Punt returns: Number-Yards-TD	2-127-1	0-0-0
Average Per Return	63.5	0.0
Kickoff returns: Number-Yds-TD	5-185-1	4-74-0
Average Per Return	37.0	18.5
Interceptions: Number-Yds-TD	1--3-0	1-18-1
Fumble Returns: Number-Yds-TD	0-0-0	1-0-0
Miscellaneous Yards	0	0
Possession Time	28:15	31:45
1st Quarter	4:15	10:45
2nd Quarter	3:36	11:24
3rd Quarter	8:56	6:04
4th Quarter	11:28	3:32
Third-Down Conversions	4 of 9	4 of 13
Fourth-Down Conversions	1 of 1	0 of 1
Red-Zone Scores-Chances	4-5	2-2
Touchdowns	4-5	1-2
Field goals	0-5	1-2
Sacks By: Number-Yards	2-19	1-7
PAT Kicks	7-8	2-2
Field Goals	0-0	3-3

THE WRAPUP

For the Record
 • #64 James Stone, #45 A.J. Johnson, #41 Dontavis Sapp, #1 Michael Palardy represented the Vols for the pregame coin toss.

Game Notes
 • Today's Vol For Life Legend of the Game was Tony Robinson, the QB who guided the Vols to a 35-20 win over No. 1-ranked Auburn and Heisman Trophy winner Bo Jackson on Sept. 28, 1985.

• On this date, Tennessee is 9-6-1
 • Auburn holds a 28-21-3 edge in the all-time series, and has won six-straight

• Tennessee played in front of it's second sell-out crowd at Neyland Stadium in 2013 (102,455)

• Auburn tallied 444 rushing yards on the day, marking the first time an opponent has rushed for over 400 yards since Nebraska tallied 409 in the 1998 Orange Bowl.

• Auburn's 444 rushing yards are the most by a Tennessee opponent since Alabama set the record at 457 in 1986.

• Nick Marshall's 214 rushing yards are the fourth-most by an opposing player in the history of Tennessee football. The record of 217 is shared by Mike Pritchard (Colorado, 1990) and Bobby Humphrey (Alabama, 1986).

• Daniel McCullers surged up the middle to block an Auburn PAT on the Tigers first touchdown (Marshall to Uzomah). Tennessee last blocked a PAT on Sept. 29, 2012, at Georgia when McCullers swatted away a Bulldog attempt.

#7 Auburn Tops Vols, 55-23

KNOXVILLE, Tenn.- UT's difficult schedule continued on Saturday as the Vols faced their fifth Top-10 opponent of the season and third in as many games in front of a sellout crowd of 102,455.

The Vols offense under the direction of freshman signal caller Joshua Dobbs had 354 yards on offense. Dobbs combined for 178 yards of total offense with 128 passing yards and 50 rushing yards.

Senior tailback Rajion Neal had his sixth career 100-yard rushing game finishing the game with 124 yards.

The Vols' Ray Guy Award semifinalist Michael Palardy was a weapon all day tying his career-high with three made field goals (39, 42, 40) while punting 5 times for a 46.6 average.

Freshman receiver Marquez North had five catches for 58 yards while Pig Howard had four catches for 13 yards.

Auburn quarterback Nick Marshall ran for two TDs (7, 38 yards) and threw for another score. He accounted for 249 total yards with 214 on the ground and 35 through the air.

Tailback Tre Mason ran for three touchdowns (13, 4, and 1 yards) as he galloped for 117 yards in the game, the first time the Vols have let up two 100-yard rushers in a game this season.

With the game tied at 13, Chris Davis returned a punt 85 yards to put the Tigers ahead, 20-13 with 9:51 left in the first half. It was the longest punt return in Auburn history since 1970. Less than four minutes later Marshall finished off a 6-play drive (all of which were rushes) for 85 yards with his own 7-yard rush, putting the Tigers ahead, 27-13.

Senior Jacques Smith got the Vols back within one score with his first-career interception, which returned 18 yards for a touchdown.

But 37 seconds later Marshall ran for his second TD of the day from 38 yards out to put the Tigers up 34-20.

Tennessee opened the game with a scoring drive for just the second time all season and first since the opener vs. Austin Peay (Aug. 31) as Dobbs guided the Vols into Auburn territory. Palardy finished the drive with a 39-yard field goal, 4:03 into the game giving UT a 3-0 lead.

Auburn took a 6-3 lead on 25-yard pass from Marshall to C.J. Uzomah. Daniel McCullers blocked the second PAT of his career to keep the Tigers at six points. Auburn's Cody Parkey missed a PAT for just the second time in 111 career PAT attempts.

Palardy finished an 11-play drive with a 42-yard field to tie the game at 6-6 with 3:26 left in the first quarter.

The Vols took a 13-6 lead on the first play of the second quarter as Rajion Neal tip-toed and then high-stepped into the end zone for a 17-yard score. But Auburn answered two plays later as Tre Mason ran in from 13 yards on the heels of a 62-yard rush by Marshall. The Tigers needed only 32 seconds to tie the game, 13-13.

The second half began with Corey Grant returning the opening kickoff 90 yards to put Auburn ahead 41-20. After Palardy added his third field goal of the game from 40 yards, Auburn answered with Mason's second score of a day on a 4-yard rush. That put the Tigers ahead, 48-23.

Mason's third score of the day gave Auburn a 55-23 lead. The Tigers finished the game at the UT five-yard line on fourth and goal when time expired.

>> SCORING SUMMARY

Team	Qtr	Time	Scoring Play	Conversion	Plays	TOP	Score
UT	1	10:57	Palardy 39 yd field goal		9-53	4:03	0-3
AU	1	6:36	Uzomah 25 yd from Marshall	Parkey blocked	2-22	0:37	6-3
UT	1	3:26	Palardy 42 yd field goal		11-50	3:10	6-6
UT	2	14:50	Neal 17 yd run	Palardy kick	4-57	1:51	13-6
AU	2	14:18	Mason 13 yd run	Parkey kick	2-75	0:32	13-13
AU	2	9:51	Davis 85 yd punt return	Parkey kick			20-13
AU	2	5:08	Marshall 7 yd run	Parkey kick	6-85	1:43	27-13
UT	2	1:28	Smith 18 yd INT return	Palardy kick			27-20
AU	2	0:58	Marshall 38 yd run	Parkey kick	2-45	0:30	34-20
AU	3	14:45	Grant 90 yd kickoff return	Parkey kick			41-20
UT	3	10:39	Palardy 40 yd field goal		11-52	4:06	41-23
AU	3	7:52	Mason 4 yd run	Parkey kick	8-55	2:34	48-23
AU	4	13:07	Mason 1 yd run	Parkey kick	12-73	6:17	55-23

Stat Leaders

>> AUBURN

Rushing	Att	Yds	TD	Long	Avg.
Marshall	14	214	2	62	15.3
Mason	20	117	3	15	5.8
Artis-Payne	12	53	0	17	4.4
Grant	4	48	0	20	12.0
Louis	1	7	0	7	7.0
Frazier	2	5	0	3	2.5
Totals	53	444	5	62	8.4

Passing	C-A-I	Yds	TD	Long	Sack
Marshall	3-7-1	35	1	25	1

Receiving	No.	Yds	TD	Long
Coates	2	10	0	13
Uzomah	1	25	1	25
Totals	3	35	1	25

>> TENNESSEE

Rushing	Att	Yds	TD	Long	Avg.
Neal	20	124	1	20	6.2
Lane	12	53	0	23	4.4
Dobbs	10	50	0	32	5.0
Totals	43	226	1	32	5.3

Passing	C-A-I	Yds	TD	Long	Sack
Dobbs	16-25-1	128	0	30	2

Receiving	No.	Yds	TD	Long
North	5	58	0	30
Howard	4	13	0	8
Neal	2	23	0	16
Croom	2	15	0	8
Johnson	2	14	0	12
Lane	1	5	0	5
Totals	16	128	0	30



MEDIA INFORMATION

■ CREDENTIAL REQUESTS

To obtain season or single-game credentials, please apply online by visiting <http://www.sportssystem.com/seccredentials>, scroll down and click on Tennessee.

■ INTERVIEW REQUESTS

• Following practices open to the media, interviews will take place on the indoor field of the Neyland-Thompson Sports Complex in the south end zone. True freshmen are not available for interviews, and student-athletes should not be contacted by the media for interviews by any method outside of scheduled interview times.

• Interview requests for Coach Jones outside of standard interview times should be made through Associate AD/Communications Jimmy Stanton at 865-974-4167 (office) or 865-306-2052 (cell). Requests for player interviews should be made at least 24 hours in advance of the practice for which you are requesting an interview by contacting Assistant AD/Media Relations Jason Yellin at 865-974-9494 (office) or 865-314-0273 (cell).

■ WEEKLY MEDIA CONFERENCES

• Coach Butch Jones's weekly press conferences are held Mondays of game week inside the Stokely Family Media Center in Neyland Stadium at a time to be determined.

• Coach Jones will handle his weekly SEC Teleconference at 11:50 a.m. ET each Wednesday beginning Aug. 28 through Nov. 20. Media representatives should contact the SEC at (205) 458-3000 for a confidential phone number.

NEYLAND GAME DAY INFORMATION

• Press Will Call is at Gate 21 on the northwest side beginning two hours before game time.

• Pregame media meal is served on Press Box fifth level and in the Stokely Family Media Center at field level.

• Press box media access is through Gate 15. Field access is through Gates 21A and 25.

• Press parking is in parking garage G-10 at the southwest end of the stadium.

DIRECTIONS TO NEYLAND STADIUM

• **From Airport:** Turn toward Knoxville onto Alcoa Hwy. (U.S. Hwy. 129 North). After crossing Tennessee River bridge, exit right and then turn left onto Neyland Drive.

• **From I-40 East:** Follow I-40 to James White Parkway. Follow to Neyland Drive. (G-10 Garage can be entered off Neyland Drive.)

• **From I-40 West:** Follow I-40 to James White Parkway. Follow to Neyland Drive.

• **From I-75 South:** Follow I-75 to I-275. Follow I-275 to I-40. Take I-40 East to James White Parkway and follow to Neyland Drive. (G-10 Garage can be entered off Neyland Drive.)

• **At Neyland Drive:** Follow to Thompson-Boling Arena. Turn onto Lake Loudoun Boulevard. Turn right at first light onto Phillip Fulmer Way. G-10 garage is on right after passing arena.

■ STAY UPDATED



UTSports.com/football



YouTube.com/UTSportsTVFootball

TENNESSEE MEDIA RELATIONS STAFF



JIMMY STANTON

Associate AD - Communications
Office: (865) 974-4167
Cell: (865) 306-2052
E-mail: JimmyStanton@utk.edu
Twitter: @JimmyStanton



JASON YELLIN

Assistant AD - Media Relations
Office: (865) 974-9494
Cell: (865) 314-0273
E-mail: JYellin@utk.edu
Twitter: @JasonYellin



BRIAN BRUCE

Asst. Director - Media Relations
Office: (865) 974-8876
Cell: (607) 745-6093
E-mail: BrianBruce@utk.edu
Twitter: @BrianBruceUT



BETSY DEVINE

Asst. Director - Media Relations
Office: (865) 974-1097
Cell: (508)223-6667
E-mail: BetsyDevine@utk.edu
Twitter: @BetsyDevine



MARY-CARTER KNIFFEN

Asst. Director - Media Relations
Credentials
Office: (865) 974-4173
Cell: (804) 516-6337
E-mail: MaryCarter@utk.edu
Twitter: @MCKniffen

Associate Directors: Tom Satkowiak, Eric Trainer
Assistant Director: Stephen K. Lee, Amanda Pruitt
Photographers: Donald Page, Wade Rackley
Multimedia Coordinator: Dani Klupenger
Graduate Assistants: Nate Bain, Cassandra Novy

■ **TENNESSEE MEDIA RELATIONS DEPT.**
Anderson Training Center Ground Floor
Phone: (865) 974-1212 • **Fax:** (865) 974-9496
Mailing Address: P.O. Box 15016 Knoxville, TN 37901
Shipping Address: 1551 Lake Loudoun Boulevard, Knoxville, TN 37996

SEC MEDIA SERVICES

MEDIA RELATIONS STAFF: For information on services provided by the SEC, call (205) 458-3000, or write to 2201 Richard Arrington Boulevard North, Birmingham, AL 35203. Staff Members: Herb Vincent (Assoc. Commissioner), Craig Pinkerton (Director of Media Relations/Men's Basketball Contact), Chuck Dunlap (Associate Director), Tammy Wilson (Assoc. Director/Women's Basketball Contact), Sean Cartell (Assistant Director), Chevonne Mansfield (Assistant Director)



Herb Vincent

■ MEDIA RELATIONS OFFICE

Associate Commissioner/Communications: Herb Vincent
Office: (205) 458-3000
E-mail: hvincent@sec.org
Dir. of Media Relations: Craig Pinkerton (cpinkerton@sec.org)
Associate MRD: Chuck Dunlap (cdunlap@sec.org)
Associate MRD: Tammy Wilson (twilson@sec.org)
Assistant MRD: Sean Cartell (scartell@sec.org)
Assistant MRD: Chevonne Mansfield (smansfield@sec.org)
Website: secsports.com
Overnight Address: 2201 Richard Arrington Blvd North; Birmingham, AL 35203-1103

TELECONFERENCE: The 14 SEC head football coaches will be featured twice a week on a teleconference from 11 a.m.-1:20 p.m., ET, during the 2012 league season. The teleconference will be held each Wednesday beginning Wed., Aug. 28 through Wed., Nov. 20. Media representatives should contact the SEC Media Relations Department (205) 458-3000 for the confidential phone number. Each coach will appear on the teleconference for seven minutes, according to the following schedule:

Order of Appearance (All Times Eastern)

11:00 a.m.	Les Miles, LSU
11:10 a.m.	Steve Spurrier, South Carolina
11:20 a.m.	Will Muschamp, Florida
11:30 a.m.	James Franklin, Vanderbilt
11:40 a.m.	Nick Saban, Alabama
11:50 a.m.	Butch Jones, Tennessee
12:00 p.m.	Bret Bielema, Arkansas
12:10 p.m.	Gary Pinkel, Missouri
12:20 p.m.	Hugh Freeze, Ole Miss
12:30 p.m.	Kevin Sumlin, Texas A&M
12:40 p.m.	Mark Stoops, Kentucky
12:50 p.m.	Dan Mullen, Mississippi State
1:00 p.m.	Mark Richt, Georgia
1:10 p.m.	Gus Malzahn, Auburn



@Vol_Football



Facebook.com/VolFootball



@Vol_Football

2013 » TENNESSEE FOOTBALL PRACTICE SCHEDULE FOR THE UPCOMING WEEK

SUNDAY
[17]
No Open Practice

MONDAY
[18]
Butch Jones
Presser: 12 p.m.
Select Players
No Open Practice

TUESDAY
[19]
Practice: 4:20 p.m.
Haslam Field
Coach Jones,
Selected Players

WEDNESDAY
[20]
Practice: 4:20 p.m.
Haslam Field
Assistant Coaches

THURSDAY
[21]
No Open Practice

FRIDAY
[22]
No Open Practice

SATURDAY
[23]
GAMEDAY
vs. Vanderbilt
7 p.m. ET (ESPN2/U)

collegepressbox.com features media information, news and information links and weekly and archived game notes, rosters, depth charts, statistics and game books, as well as pregame quotes. The service also has special sections devoted to bowls, awards, national signing day and spring football, and the NFL Draft. To access the site, log in with:
username: secmedia | password: birmingham