

FLORIDA™

MEN'S BASKETBALL

Release Date: Jan. 19, 2017



#19/21 Florida (14-4/5-1 SEC) vs. Vanderbilt (8-10/2-4 SEC)
 Exactech Arena at the Stephen C. O'Connell Center (10,151)
 Gainesville, Fla. | Game 19 | Jan. 21, 2017 | Noon



Exactech Arena



O'CONNELL CENTER

COACHES

Mike White

35-19 | 2nd season at Florida
 132-59 | 6th season overall

Bryce Drew

8-10 | 1st season at Vanderbilt
 132-59 | 6th season overall

BROADCAST INFORMATION

TV | CBS

Streaming | CBS Sports App

Play-by-Play: Kevin Harlan

Analyst: Jim Spanarkel

Radio | Gator IMG Sports Network

Sirius 93 | XM 190

Play-by-Play: Mick Hubert

Analyst: Bill Koss

TICKET INFORMATION

SOLD OUT

SOCIAL MEDIA

Facebook, Twitter & Instagram: @GatorsMBK

NOTABLE NUMBERS

900

Kasey Hill scored his 900th career point last game and currently sits at 910. Hill has a chance to become UF's 52nd member of the 1,000-point club later this season.

1

Hill is also one steal away from matching Erving Walker's 159 career thefts and moving onto Florida's top-10 career list.

7:33

Florida held South Carolina without a point for the first 7:33 of the game on Wednesday. The Gators didn't break the 0-0 tie with the game's first basket until nearly six minutes into the game.

15

Justin Leon scored 15 points in 21 minutes off the bench the last time the Gators played Vanderbilt. Leon went 6-for-9 from the floor (1-for-2 from 3) and added five rebounds.

- Florida trails the all-time series, 63-67 (.485), and holds a 40-19 (.678) home record against Vanderbilt. The Gators are 0-2 vs. VU under head coach Mike White, 0-1 at home.

- The Gators look to bounce back after being swept in the series for the first time since 2010.

- Florida's strength of schedule currently ranks as the #2 toughest in the nation and the #1 non-conference schedule.

- UF posted its seventh all-time 5-0 start to SEC play, as Mike White joined Billy Donovan (four times), Norm Sloan and Tommy Bartlett as the only coaches in UF history to post a 5-0 opening in league play. For perspective, Donovan did not have his first 5-0 SEC start until his seventh season at UF, while White reached the mark in just his second season.

- The Gators have forced at least 18 turnovers against four of their six SEC opponents.

- Florida has four RPI top-50 wins and 10 top-100 wins. All four of the Gators losses this season have been close losses away from Gainesville against teams currently in the top 25 (i.e., no bad losses).

- No opponent this season has reached its season average in regulation against the Gator defense. Georgia is the only team to hit its scoring average, but needed overtime to do so.

- In wins against Alabama and Georgia, Florida posted a 92-22 advantage in bench scoring, including a 51-5 edge against Georgia that included Canyon Barry's 27-point output. Keith Stone recorded a team-high 14 at Alabama and a career-best 17 vs. Georgia.

- KeVaughn Allen was named SEC Player of the Week on Jan. 9, following Florida's wins vs. Tennessee and Ole Miss. Allen shot 4-for-4 from 3-point range in the second half vs. the Vols, leading UF with 23 points. Justin Leon chipped in a career-high 19 points vs. the Vols, as well.

- Florida won its SEC opener for the fifth straight season with an 81-72 decision at Arkansas, led by KeVaughn Allen's 21 points.

- The Gators came into league play off their first home game of the season, a 94-71 win vs. Little Rock in which they went 16-for-31 from 3-point range and had seven different players knock down a shot from long range.

- UF bounced back from its first loss of the season to defeat Miami after coming up short against 11th-ranked Gonzaga. The Gators posted a 31-17 advantage over the final 15 minutes to win the game, sparked by Keith Stone's 15 points and team-high eight rebounds off the bench.

- The Gators posted a hard-fought 81-76 win vs. Seton Hall, with KeVaughn Allen (21) and Canyon Barry (20) both topping 20 points. Barry scored six points during a 10-0 second-half run that turned a five-point UF deficit into a five-point lead.

- The Gators' depth has been on display all season as seven different players have led the team in scoring. No player has outright led the team in scoring in back-to-back games this season. Canyon Barry has co-lead in scoring, then led outright once.

NOVEMBER

11	vs. FGCU (Jacksonville)	SECN +	W	80-59
13	vs. Mercer (Jacksonville)	ESPNU	W	76-54
17	vs. St. Bonaventure (Lakeland)	SECN +	W	73-66
21	vs. Belmont (Tampa)	SECN	W	78-61
24	vs. Seton Hall (Orlando)	ESPN2	W	81-76
25	vs. #11 Gonzaga (Orlando)	ESPNU	L	72-77
27	vs. Miami (Orlando)	ESPN2	W	65-56

DECEMBER

1	at North Florida	ESPN3	W	91-60
6	vs. #5/4 Duke (New York)	ESPN	L	74-84
11	at Florida State	ESPNU	L	78-83
17	vs. Charlotte (Sunrise)	FS2/Sun	W	87-46
21	Little Rock	SECN	W	94-71
29	at Arkansas	SECN	W	81-72

JANUARY

3	Ole Miss	ESPNU	W	70-63
7	Tennessee	ESPN2	W	83-70
10	at Alabama	ESPNU	W	80-67
14	Georgia	ESPN2	W/OT	80-76
18	at #24 South Carolina	SECN	L	53-57
21	Vanderbilt	CBS		12 p.m.
25	at LSU	SECN		9 p.m.
28	at Oklahoma (SEC/B12)	ESPN		2 p.m.

FEBRUARY

2	Missouri	ESPN/2		7 p.m.
4	Kentucky	ESPN/2		2/8 p.m.
7	at Georgia	ESPN2		7 p.m.
11	Texas A&M	ESPN/2		12 p.m.
14	at Auburn	SECN		7 p.m.
18	at Mississippi State	ESPN/2		2 p.m.
21	South Carolina	ESPN		7 p.m.
25	at Kentucky	CBS		2 p.m.

MARCH

1	Arkansas	ESPN2		7 p.m.
4	at Vanderbilt	ESPN/2		2 p.m.

8-12 SEC Tournament (Nashville)

FLORIDAGATORS.COM

Contact: Denver Parler | denverp@gators.ufl.edu | 352-375-4683 ext. 6135

FLORIDA PROBABLE STARTERS

#	Name	Pos.	Ht.	Wt.	Cl.	P/RPG
1	Devin Robinson	F	6-8	200	Jr.	11.2/5.4
23	Justin Leon	F	6-8	196	Sr.	6.3/3.1
15	John Egbunu	C	6-11	255	RJr.	7.6/6.9
0	Kasey Hill	G	6-1	175	Sr.	9.6/4.7a
5	KeVaughn Allen	G	6-2	183	So.	13.2/2.4

OPPONENT PROBABLE STARTERS

#	Name	Pos.	Ht.	Wt.	Cl.	P/RPG
3	Luke Kornet	F	7-1	250	Sr.	13.6/6.3
11	Jeff Roberson	F	6-6	224	Jr.	10.4/7.3
1	Payton Willis	G	6-4	182	Fr.	6.7/2.5a
5	Matthew Fisher-Davis	G	6-5	185	Jr.	16.3/3.3
13	Riley LaChance	G	6-2	192	Jr.	10.3/4.1a

0**KASEY
HILL**Guard
Senior
Umatilla, Fla.
6-1 | 175

Stuffed the box score vs. Duke with 13 points, seven rebounds and six assists...Posted his first career double-double with 11 points and 11 assists vs. Little Rock...Became the first Gator since Nick Calathes to post 5+ points, rebounds, assists and steals in a game with 8 points, 5 rebounds, 5 assists and a career-best six steals vs. Ole Miss.

Year	GP	GS	Min	Avg	FG	FGA	Pct	3FG	3A	Pct	FT	FTA	Pct	OR	DR	Tot	Avg	PF	FO	Ast	TO	Blk	Stl	Pts	Avg
2016-17	18	18	523	29.1	62	145	.428	4	21	.190	44	68	.647	10	40	50	2.8	39	2	85	53	3	36	172	9.6
TOTAL	119	75	3084	25.9	326	822	.397	36	149	.242	222	381	.583	44	232	276	2.3	259	7	454	247	27	158	910	7.6

1**DEVIN
ROBINSON**Forward
Junior
Chesterfield, Va.
6-8 | 200

Grabbed a season-high 10 rebounds at South Carolina...Poured in a career high 21 in UF's first game at Exactech Arena...Posted three double-doubles during his sophomore season.

Year	GP	GS	Min	Avg	FG	FGA	Pct	3FG	3A	Pct	FT	FTA	Pct	OR	DR	Tot	Avg	PF	FO	Ast	TO	Blk	Stl	Pts	Avg
2016-17	18	18	450	25.0	70	141	.496	13	43	.302	49	63	.778	30	67	97	5.4	38	2	12	20	12	18	202	11.2
TOTAL	87	53	1910	22.0	262	584	.449	70	231	.303	143	196	.730	118	272	390	4.5	182	7	52	80	46	53	737	8.5

2**ERIC
HESTER**Guard
Freshman
Clearwater, Fla.
6-3 | 167

The first high school recruit to commit to the Gators under head coach Mike White...Has a 6-foot-10 wingspan and the motor to be an elite defender...Named a top-100 player in USA Today's composite rankings...Rivals and 247 Sports four-star prospect.

Year	GP	GS	Min	Avg	FG	FGA	Pct	3FG	3A	Pct	FT	FTA	Pct	OR	DR	Tot	Avg	PF	FO	Ast	TO	Blk	Stl	Pts	Avg
2016-17	10	0	50	5.0	5	10	.500	3	8	.375	1	2	.500	0	2	2	0.2	7	0	2	2	0	3	14	1.4

5**KEVAUGHN
ALLEN**Guard
Sophomore
Little Rock, Ark.
6-2 | 183

Named SEC Player of the Week on Jan. 9 after scoring 14 vs. Ole Miss and 23 vs. Tennessee in a pair of wins...Rung up 13 points in the first six minutes vs. Little Rock, finishing with 19 in the first game at Exactech Arena...As a freshman, exploded for 32 points vs. Florida State and added a 27-point performance in Florida's win at Ole Miss.

Year	GP	GS	Min	Avg	FG	FGA	Pct	3FG	3A	Pct	FT	FTA	Pct	OR	DR	Tot	Avg	PF	FO	Ast	TO	Blk	Stl	Pts	Avg
2016-17	18	18	497	27.6	84	189	.444	35	90	.389	34	40	.850	7	36	43	2.4	31	0	23	29	5	23	237	13.2
TOTAL	54	52	1475	27.3	218	525	.415	86	252	.341	133	157	.847	25	115	140	2.6	87	0	80	64	10	64	655	12.1

11**CHRIS
CHIOZZA**Guard
Junior
Memphis, Tenn.
6-0 | 176

The Gators' assists and assist-to-turnover ratio leader last season...An attacking point guard with the ability to distribute or score himself...His 62 career 3-pointers made are the most on the team.

Year	GP	GS	Min	Avg	FG	FGA	Pct	3FG	3A	Pct	FT	FTA	Pct	OR	DR	Tot	Avg	PF	FO	Ast	TO	Blk	Stl	Pts	Avg
2016-17	18	0	349	19.4	28	82	.341	10	42	.238	30	39	.769	8	34	42	2.3	42	1	57	25	0	27	96	5.3
TOTAL	87	33	1958	22.5	158	445	.355	72	235	.306	98	142	.690	31	187	218	2.5	178	4	285	131	3	105	486	5.6

12**GORJOK
GAK**Forward/Center
Freshman
Sydney, Australia
6-11 | 231

Runs the floor extremely well, and his 7-foot-4 wingspan enables him to play well above the rim...Good ball handler for his size, and possesses a soft touch around the basket.

Year	GP	GS	Min	Avg	FG	FGA	Pct	3FG	3A	Pct	FT	FTA	Pct	OR	DR	Tot	Avg	PF	FO	Ast	TO	Blk	Stl	Pts	Avg
2016-17	7	0	30	4.3	3	5	.600	0	0	.000	1	2	.500	1	7	8	1.1	9	0	0	3	0	1	7	1.0

13**KEVARRIUS
HAYES**Forward/Center
Sophomore
Live Oak, Fla.
6-9 | 218

Had a solid 12-point, 8-rebound night in the Exactech Arena opener vs. Little Rock...Posted 5 blocked shots in the season opener vs. FGCU (11/11)...Has shown improved strength and is a solid post defender off the bench...Brings maximum effort to the court every day...A long and athletic shot-blocker and rebounder who moves extremely well.

Year	GP	GS	Min	Avg	FG	FGA	Pct	3FG	3A	Pct	FT	FTA	Pct	OR	DR	Tot	Avg	PF	FO	Ast	TO	Blk	Stl	Pts	Avg
2016-17	18	7	281	15.6	33	55	.600	0	0	.000	31	48	.646	29	38	67	3.7	36	0	1	6	23	9	97	5.4
TOTAL	53	13	684	12.9	68	105	.648	0	0	.000	59	107	.551	74	85	159	3.0	100	0	8	23	43	20	195	3.7

15**JOHN
EGBUNU**Center
Junior (R)
Bauchi, Nigeria
6-11 | 255

Showing improved shot-blocking instincts and increased persistence on the glass this season...Scored a career-high 27 points (including nine dunks) 3/1/16 vs. Kentucky...One of the team's best communicators on defense.

Year	GP	GS	Min	Avg	FG	FGA	Pct	3FG	3A	Pct	FT	FTA	Pct	OR	DR	Tot	Avg	PF	FO	Ast	TO	Blk	Stl	Pts	Avg
2016-17	16	11	367	22.9	42	93	.452	1	1	1.000	37	70	.529	45	65	110	6.9	42	1	4	25	29	6	122	7.6
TOTAL	50	41	1224	24.5	191	345	.554	1	1	1.000	129	243	.531	137	193	330	6.6	152	7	16	84	77	21	512	10.2
All*	82	72	2017	24.6	280	496	.565	1	2	.500	189	353	.535	217	311	528	6.4	244	8	28	139	120	31	750	9.1

23**JUSTIN
LEON**Forward
Senior
Conway, Ark.
6-8 | 206

Scored a career-best 17 points in Florida's win vs. Mercer (11/13), including a 3-for-5 night from 3-point range...High-motor player who earned his way into the starting lineup on a semi-regular basis in his first season with the Gators...Finished the season with UF's top 3-point percentage.

Year	GP	GS	Min	Avg	FG	FGA	Pct	3FG	3A	Pct	FT	FTA	Pct	OR	DR	Tot	Avg	PF	FO	Ast	TO	Blk	Stl	Pts	Avg
2016-17	18	18	363	20.2	39	89	.438	20	50	.400	16	21	.762	22	33	55	3.1	39	0	6	9	3	8	114	6.3
TOTAL	52	29	870	16.7	111	235	.472	45	117	.385	28	47	.596	68	94	162	3.1	91	0	17	30	8	18	295	5.7

24**CANYON
BARRY**Guard
Grad / Senior (R)
Colorado Springs, Colo.
6-6 | 215

Went for a season-high 27 points in the OT win vs. Georgia after hitting his first 5 3-point attempts...Posted 20-point games vs. Seton Hall and Ole Miss...Scored 8 of his team-high 17 points vs. Belmont as part of a second-half 16-0 Florida run...Posted 15 points in 14 minutes vs. Little Rock...Grad transfer to UF, studying nuclear engineering.

Year	GP	GS	Min	Avg	FG	FGA	Pct	3FG	3A	Pct	FT	FTA	Pct	OR	DR	Tot	Avg	PF	FO	Ast	TO	Blk	Stl	Pts	Avg
2016-17	18	0	406	22.6	71	167	.425	23	72	.319	65	75	.867	19	41	60	3.3	22	0	14	19	7	11	230	12.8
All*	88	58	2541	28.9	372	971	.383	141	415	.340	238	301	.791	69	260	329	3.7	148	2	117	168	36	70	1123	12.8

25**KEITH
STONE**Forward
Freshman (R)
Deerfield Beach, Fla.
6-8 | 240

Scored a career-best 17 points against Georgia, going 5-for-6 from the floor and 3-for-4 from 2...Broke out for 15 points and 8 rebounds in the Gators' win vs. Miami...Led the Gators with 14 points in the win at Alabama, including 3-for-3 from 3-point range...Spent last season working tirelessly in the weight room, shedding about 15 pounds before putting it back on as muscle.

Year	GP	GS	Min	Avg	FG	FGA	Pct	3FG	3A	Pct	FT	FTA	Pct	OR	DR	Tot	Avg	PF	FO	Ast	TO	Blk	Stl	Pts	Avg
2016-17	18	0	252	14.0	30	64	.469	12	28	.429	19	29	.655	14	23	37	2.1	23	0	11	11	6	8	91	5.1

NOTE: All* line includes stats at previous school. TOTAL line is UF only.

STARTING LINEUPS						STAT LEADERS				
	1	2	3	4	5	Points	Rebounds	Assists	Steals	Blocks
vs. FGCU	Hill	Allen	Robinson	Leon	Egbunu	14-Robinson	8-Egbunu	4-Hill	3-Chiozza/Robinson	5-Hayes
vs. Mercer	Hill	Allen	Robinson	Leon	Egbunu	17-Leon	9-Robinson	5-Allen	2-Allen/Robinson	2-Allen/Egbunu
vs. St. Bonaventure	Hill	Allen	Robinson	Leon	Egbunu	16-Allen/Barry	10-Egbunu	4-Hill	2-Allen/Chiozza	3-Hayes
vs. Belmont	Hill	Allen	Robinson	Leon	Egbunu	17-Barry	8-Egbunu	5-Hill	3-Chiozza/Hill	2-Hayes
vs. Seton Hall	Hill	Allen	Robinson	Leon	Egbunu	21-Allen	10-Egbunu	2-Barry/Chiozza/Hill	1-Four tied	4-Egbunu
vs. Gonzaga	Hill	Allen	Robinson	Leon	Egbunu	18-Robinson	7-Egbunu	7-Hill	2-Barry/Hill	4-Egbunu
vs. Miami	Hill	Allen	Robinson	Leon	Egbunu	16-Hill	8-Stone	5-Chiozza	2-Barry/Hill/Robinson	4-Egbunu
at North Florida	Hill	Allen	Robinson	Leon	Egbunu	16-Chiozza	6-Robinson	9-Chiozza	3-Allen/Chiozza	3-Egbunu
vs. Duke	Hill	Allen	Robinson	Leon	Egbunu	21-Allen	12-Egbunu	6-Hill	2-Barry/Robinson	3-Egbunu
at Florida State	Hill	Allen	Robinson	Leon	Egbunu	21-Hill	7-Hayes	4-Chiozza	2-Hill	1-Barry/Egbunu
vs. Charlotte	Hill	Allen	Robinson	Leon	Hayes	16-Barry	9-Robinson	5-Hill	5-Chiozza	2-Rimmer/Stone
Little Rock	Hill	Allen	Robinson	Leon	Hayes	21-Robinson	8-Hayes	11-Hill	3-Hill	1-Barry/Hayes/Leon
at Arkansas	Hill	Allen	Robinson	Leon	Hayes	21-Allen	11-Egbunu	6-Hill	1-Six tied	3-Robinson
Ole Miss	Hill	Allen	Robinson	Leon	Hayes	20-Barry	5-Four tied	5-Hill	6-Hill	1-Hayes
Tennessee	Hill	Allen	Robinson	Leon	Hayes	23-Allen	6-Leon	7-Hill	4-Allen	2-Hayes
at Alabama	Hill	Allen	Robinson	Leon	Hayes	14-Stone	6-Robinson	4-Hill	5-Hill	2-Hayes
Georgia	Hill	Allen	Robinson	Leon	Hayes	27-Barry	11-Egbunu	4-Chiozza/Hill	3-Chiozza/Stone	2-Egbunu
at South Carolina	Hill	Allen	Robinson	Leon	Egbunu	13-Barry	10-Robinson	4-Chiozza	4-Hill	2-Egbunu
Vanderbilt										
at LSU										
at Oklahoma										
Missouri										
Kentucky										
at Georgia										
Texas A&M										
at Auburn										
at Mississippi State										
South Carolina										
at Kentucky										
Arkansas										
at Vanderbilt										

MISC. SCORING						NOTABLE
UF/Opp.	Paint	OffT/O	2nd Ch.	Fastbreak	Bench	
vs. FGCU	46/26	24/7	16/13	14/4	28/22	UF overcame a 5-point deficit with a 15-0 second-half run and allowed just 9 points in the final 16 minutes.
vs. Mercer	22/18	22/6	24/12	4/2	22/20	Florida allowed just 14 first-half points, the fewest in a half under White...All 12 players appeared and scored.
vs. St. Bonaventure	28/26	22/23	12/17	8/8	25/7	The Gators' 15-point lead was erased before a 7-0 run, including 2 run-out dunks, in the final minute.
vs. Belmont	30/26	20/13	13/4	4/0	36/17	Florida opened the game on a 15-0 run & added a 16-0 run in the second half...UF forced 21 turnovers.
vs. Seton Hall	24/34	16/23	12/15	4/6	34/21	The Gators used a 10-0 run to go from 47-42 down to 52-47 ahead with 11:30 to play...3 Gators fouled out.
vs. Gonzaga	26/36	13/3	18/9	2/4	14/19	Robinson scored UF's first 9 points...Gonzaga's 10-0 run put the Bulldogs up 63-57 at the 6:51 mark.
vs. Miami	36/26	21/9	8/13	6/2	19/10	Stone broke out with 15 points off the bench...Gators weathered a 7-minute FG drought to start the 2nd half.
at North Florida	38/18	38/19	13/5	2/0	51/16	UF posted a .585 FG%, its best under White, and forced 20 turnovers...Dallas Moore led UNF with 31 points.
vs. Duke	40/36	12/17	9/14	10/8	13/22	Florida turned the ball over 10 times in the first half as Duke built a 10-point lead...Luke Kennard scored 29.
at Florida State	42/34	25/12	11/10	15/10	18/19	UF sliced a 13-point deficit to 3 in the final 2 minutes, but fell short...Barry scored his 1,000th career point.
vs. Charlotte	38/14	21/13	14/2	10/0	45/23	Florida allowed 14 FG on .275 FG% & forced 20 turnovers...Robinson, Barry combined for 31 points on 12 FGA.
Little Rock	26/32	16/11	14/10	2/0	31/34	The Gators' debut at Exactech Arena...Allen had 13 points in the first 6 minutes, including 3 3-pointers.
at Arkansas	34/34	16/19	18/12	10/7	17/20	Allen hit 5 3-pointers in his first career game in his home state...Robinson hit all 6 2-point attempts (17 pts).
Ole Miss	24/32	18/17	16/6	13/6	28/15	Hill posted 5+ P/R/A/S, the 1st Gator since Calathes in 2008 to do so...UF led by as many as 20 in the 2nd half.
Tennessee	32/28	25/15	11/8	6/14	27/31	UF had just 2 turnovers in the 2nd half...Allen shot 4/4 from 3 in the 2nd half...7 Vols had multiple turnovers.
at Alabama	28/30	27/10	10/14	4/2	41/17	UF took a 34-16 lead, then suffered a 37-13 Alabama run to fall behind, 53-47, before ending on a 33-14 run.
Georgia	24/36	22/11	6/10	2/12	51/5	The Gators trailed 35 of 45 minutes...UF's first win of the season when trailing at the 5:00 2nd half mark.
at South Carolina	38/20	11/13	7/8	10/4	26/11	UF was held without a 3-pointer for the first time in 850 games, going 0-17...UF held SC to a .294 FG%.
Vanderbilt						
at LSU						
at Oklahoma						
Missouri						
Kentucky						
at Georgia						
Texas A&M						
at Auburn						
at Mississippi State						
South Carolina						
at Kentucky						
Arkansas						
at Vanderbilt						
Total	576/506	369/241	232/184	126/89	526/329	
Average per game	32.0/28.1	20.5/13.4	12.9/10.2	7.0/4.9	29.2/18.3	

MATCHUP

SERIES HISTORY

- Florida trails the all-time series, 63-67 (.485), and holds a 40-19 (.678) home record against Vanderbilt. The Gators are 0-2 vs. VU under head coach Mike White, 0-1 at home.
- The Gators look to bounce back after being swept in the series for the first time since 2010.

LAST MEETING

- Vanderbilt topped the Gators, 87-74, behind 27 points from Damian Jones and Jeff Roberson's double-double (18 points, 10 rebounds). The Commodores led the game wire to wire.
- Florida closed within 69-67 on a backdoor cut for a layup from Brandone Francis-Ramirez, but the Gators missed shots to take the lead or tie on each of its next three possessions and Vanderbilt used a 9-0 run to put the game away.
- Justin Leon led the Gators with 15 points off the bench. John Egbunu added 14 and Devin Robinson scored 11, while Dorian Finney-Smith led the team with 11 rebounds.
- Vandy shot .577 (30-for-52) from the field and .500 (10-for-20) from 3-point range, including a 75-foot heave before halftime by reserve center Josh Henderson. Matthew Fisher-Davis shot 4-for-8 from long range.

ABOUT THE OPPONENT

- Vanderbilt comes into Saturday's contest on a four-game slide after opening SEC play 2-0 with wins vs. Auburn and LSU.
- Matthew Fisher-Davis leads Vanderbilt with 16.3 points per game, joined in double figures by Luke Kornet (13.6), Jeff Roberson (10.4) and Riley LaChance (10.3).
- LaChance (.559; 38-for-68) and Fisher-Davis (.394; 50-for-127) are Vandy's top 3-point threats.
- Roberson leads the Commodores with 7.3 rebounds per game, while LaChance has 73 assists on the season.

OPPONENT'S LAST 5 GAMES

Date	Opponent	Result	Score
Jan. 4	Auburn	W	80-61
Jan. 7	at Alabama	L	56-59
Jan. 10	Kentucky	L	81-87
Jan. 14	Tennessee	L	75-87
Jan. 17	at Georgia	L	68-76

OPPONENT'S NEXT 5 GAMES

Date	Opponent
Jan. 24	Arkansas
Jan. 28	Iowa State
Jan. 31	at Texas A&M
Feb. 4	Ole Miss
Feb. 7	at Arkansas

UF vs. VANDERBLT UNDER WHITE (0-2)

Date	Opponent	Result	Score
Jan. 26, 2016	A	L	59-60
Feb. 23, 2016	H	L	74-87

Category	UF	SEC Rank	Opp.	SEC Rank
Scoring Offense	77.6	4	72.7	10
Scoring Defense	66.6	3	71.1	8
Scoring Margin	+11.0	3	+1.6	11
Field Goal Pct.	.450	6	.436	9
Field Goal Pct. Def.	.426	10	.441	13
3-Pt. FG Pct.	.340	8	.390	1 (39)
3-Pt. FG Pct. Def.	.329	7	.367	13
3-Pt. FG Made	6.7	8	9.8	1 (t15)
3-Pt. FG Allowed	5.7	2	7.3	9
Free Throw Pct.	.713	7	.769	1 (11)
Free Throws Made	18.4	2	14.6	10
Rebounds	35.3	12	35.2	13
Opp. Rebounds	35.0	6	33.6	3
Offensive Rebounds	12.0	9	9.3	13
Defensive Rebounds	23.3	14	25.9	8
Rebounding Margin	+0.3	12	+1.6	8
Assists	12.0	13	14.0	t5
Turnovers	11.6	2	12.7	4
Opp. Turnovers	16.6	2	10.7	14
Turnover Margin	+5.0	2	-2.0	12
Assist/TO Ratio	1.0	6	1.1	4
Steals	8.4	1 (t23)	4.1	14
Blocked Shots	5.1	6	3.6	13

National rank in parentheses for SEC-leading stats.

NUMERICAL ROSTER

UF	Name	Pos	UF	SEC Rank	Opp.	SEC Rank	Opp.
0	Kasey Hill	G	6-1	175	Sr.	3L	Umatilla, Fla./Montverde Academy
1	Devin Robinson	F	6-8	200	Jr.	2L	Chesterfield, Va./Christchurch School
2	Eric Hester	G	6-3	167	Fr.	HS	Clearwater, Fla./Oldsmar Christian
3	Jalen Hudson	G	6-6	190	Jr.	TR	Richmond, Va./Virginia Tech
5	KeVaughn Allen	G	6-2	183	So.	1L	Little Rock, Ark./North Little Rock
11	Chris Chiozza	G	6-0	176	Jr.	2L	Memphis, Tenn./White Station
12	Gorjok Gak	F/C	6-11	231	Fr.	HS	Sydney, Australia/Victory Rock Prep
13	Kevarrius Hayes	F/C	6-9	218	So.	1L	Live Oak, Fla./Suwanee
15	John Egbunu	C	6-11	255	Jr.-R	1L	Bauchi, Nigeria/USF
21	Dontay Bassett	F	6-9	222	Fr.	HS	Oakland, Calif./Oldsmar Christian
23	Justin Leon	F	6-8	206	Sr.	1L	Conway, Ark./Shawnee (III.) CC
24	Canyon Barry	G	6-6	215	Gr.	TR	Colorado Springs, Colo./College of Charleston
25	Keith Stone	F	6-8	240	Fr.-R	SQ	Deerfield Beach, Fla./Zion Lutheran
32	Schuyler Rimmer	C	6-10	249	Sr.	1L	Orlando, Fla./Stanford

ALPHABETICAL ROSTER

UF	Name	Pos	UF	SEC Rank	Opp.	SEC Rank	Opp.
5	KeVaughn Allen	G	6-2	183	So.	1L	Little Rock, Ark./North Little Rock
24	Canyon Barry	G	6-6	215	Gr.	TR	Colorado Springs, Colo./College of Charleston
21	Dontay Bassett	F	6-9	222	Fr.	HS	Oakland, Calif./Oldsmar Christian
11	Chris Chiozza	G	6-0	176	Jr.	2L	Memphis, Tenn./White Station
15	John Egbunu	C	6-11	255	Jr.-R	1L	Bauchi, Nigeria/USF
12	Gorjok Gak	F/C	6-11	231	Fr.	HS	Sydney, Australia/Victory Rock Prep
13	Kevarrius Hayes	F/C	6-9	218	So.	1L	Live Oak, Fla./Suwanee
2	Eric Hester	G	6-3	167	Fr.	HS	Clearwater, Fla./Oldsmar Christian
0	Kasey Hill	G	6-1	175	Sr.	3L	Umatilla, Fla./Montverde Academy
3	Jalen Hudson	G	6-6	190	Jr.	TR	Richmond, Va./Virginia Tech
23	Justin Leon	F	6-8	206	Sr.	1L	Conway, Ark./Shawnee (III.) CC
32	Schuyler Rimmer	C	6-10	249	Sr.	1L	Orlando, Fla./Stanford
1	Devin Robinson	F	6-8	200	Jr.	2L	Chesterfield, Va./Christchurch School
25	Keith Stone	F	6-8	240	Fr.-R	SQ	Deerfield Beach, Fla./Zion Lutheran

Head Coach: Mike White (Ole Miss '00)

Assistant Coaches: Dusty May (Indiana '00), Jordan Mincy (Kent State '09), Darris Nichols (West Virginia '08)

Head Athletic Trainer: Dave Werner

Strength & Conditioning Coordinator: Preston Greene

Director of Basketball Operations: Kyle Church

Video Coordinator: Jonathan Blake

Academic Counselor: Tom Williams

Note: Coach White has no personal preference between Mike or Michael. We use Mike in our materials simply for consistency's sake, and either form is perfectly acceptable in broadcast or print.

PRONUNCIATION GUIDE

KeVaughn Allen	KAY-vawn
Dontay Bassett	DAH-N-tay BASS-ett
Chris Chiozza	chee-OH-zah
John Egbunu	egg-BOO-noo
Gorjok Gak	GORE-zhahk GACK
Kevarrius Hayes	KEE-vahr-ee-us
Justin Leon	LEE-on
Schuyler Rimmer	SKY-ler
Devin Robinson	DEV-in

CHARTING THE GATORS

ALL-TIME AT FLORIDA

Assists			
1.	Erving Walker	2008-12	547
2.	Ronnie Montgomery	1984-88	503
3.	Eddie Shannon	1995-99	493
4.	Kasey Hill	2013-present	454
5.	Nick Calathes	2007-09	452

Free Throw Percentage

Min. 140 attempts			
1.	Anthony Roberson	2002-05	.864
2.	Taurean Green	2004-07	.856
3.	Michael Frazier II	2012-15	.854
4.	KeVaughn Allen	2015-present	.847
5.	Joe Hobbs	1955-59	.843

Dunks

1.	Dwayne Davis	1987-91	168
2.	Eugene McDowell	1981-85	162
3.	David Lee	2001-05	155
4.	Alex Tyus	2007-11	146
5.	Patric Young	2010-14	142
6.	Joakim Noah	2004-07	130
7.	Andrew DeClercq	1991-95	102
8.	Udonis Haslem	1998-2002	101
9.	Al Horford	2004-07	100
10.	John Egbunu	2015-present	97

Steals

1.	Eddie Shannon	1995-99	204
2.	Brett Nelson	1999-2003	198
	Dan Cross	1991-95	198
4.	Dwayne Davis	1987-91	178
5.	Corey Brewer	2004-07	176
6.	Scottie Wilbekin	2010-14	167
7.	Andrew Moten	1983-87	165
8.	Justin Hamilton	1999-2003	164
9.	Kenyan Weaks	1996-2000	163
10.	Erving Walker	2008-12	159

Chasing the top 10...

Kasey Hill	2013-present	158
-------------------	---------------------	------------

1,000-POINT CLUB WATCH

Player	Has	Needs
Kasey Hill	910	90

UF SINCE 1996-97

Games with 8/1 or better Assist/Turnover Ratio (career)

1.	Chris Chiozza	2014-present	5
	Eddie Shannon	1995-99	5
3.	Kasey Hill	2013-present	3
	Nick Calathes	2007-09	3
5.	Taurean Green	2004-07	2
	Justin Hamilton	1999-2003	2

SIGNEES

- **DeAundrea Ballard:** Guard, Southwest Atlanta Christian Academy, Atlanta, Ga.; The 6-foot-6 Ballard is rated a four-star prospect by ESPN and 247Sports and is a member of the ESPN 100 (65th).
- **Chase Johnson:** Forward, Huntington Prep, Ripley, W.V.; The 6-foot-8 Johnson rates a four-star recruit via ESPN and three-star prospect by 247Sports.
- **Isaiah Stokes:** Forward/Center, IMG Academy, Memphis, Tenn.; Ranked 60th in the ESPN 100 and a four-star prospect, the 6-foot-8 Stokes is the brother of two-time All-SEC performer Jarnell Stokes.

ODDS & ENDS

INDIVIDUAL SEC RANKINGS

Category	Player	Stat	Rank
Scoring	Allen	13.2	20
Rebounds	Egbunu	6.9	7
FG Pct.	Hayes	.600	*
3-Pt. FG Pct.	Stone	.429	*
3-Pt. FG Made	Allen	1.9	t9
FT Pct.	Barry	.867	6
Assists	Hill	4.7	3
Steals	Hill	2.0	3
Blocked Shots	Egbunu	1.8	8
A/T/O Ratio	Chiozza	2.3	4
Minutes	Hill	29.1	20

*not qualified for rankings; -outside SEC rankings

GATORS' LAST GAME

- Florida dropped a 57-53 game at Sout Carolina in a defensive struggle that saw the teams play nearly six minutes before the first points were scored.
- Though the Gators took a 28-21 lead into halftime, South Carolina opened the second half on a 14-2 run to take control and never surrendered the lead after that.
- The teams were whistled for a combined 55 fouls and shot 62 free throws.
- Canyon Barry led Florida with 13 points off the bench, while Kasey Hill scored 11 and nabbed four steals. Devin Robinson grabbed a season-best 10 rebounds.
- Sindarius Thornwell led South Carolina with 20 points, including a 9-for-13 night at the free throw line.

NON-CONFERENCE SCHEDULE

- Per KenPom.com, Florida's non-conference schedule is rated the toughest of any power conference team and 17th-hardest in Division I. UF and Nebraska are the only Power 5 teams to rate in the nation's top 40 toughest non-conference schedules.
- The Gators were also the only SEC team to rate in KenPom's top 50 toughest non-conference schedules.
- That rating will likely only improve after UF visits Oklahoma (#56) in the SEC/Big 12 Challenge in January. (Ratings through Dec. 27.)

Team	Power 5	D-I
Florida	1	17
Nebraska	2	21
Stanford	3	42
Louisville	4	54
Michigan State	5	56

SEC	SEC	D-I
Florida	1	17
Vanderbilt	2	58
Tennessee	3	65
Georgia	4	67
Kentucky	5	75

2016-17 INDIVIDUAL HONORS

KeVaughn Allen

Preseason All-SEC (2nd team media & coaches)
AdvoCare Invitational All-Tournament Team
SEC Player of the Week (Jan. 9)

John Egbunu

Preseason All-SEC (2nd team coaches)

STANDINGS & RESULTS

2016-17 SEC STANDINGS

	SEC		Overall
Kentucky	6-0	1.000	16-2 .889
South Carolina	5-0	1.000	15-3 .833
FLORIDA	5-1	.833	14-4 .778
Alabama	4-1	.800	11-6 .647
Georgia	4-2	.667	12-6 .667
Mississippi State	3-2	.600	12-5 .706
Arkansas	3-3	.500	14-4 .778
Auburn	2-4	.333	12-6 .667
Ole Miss	2-4	.333	11-7 .611
Tennessee	2-4	.333	9-9 .500
Vanderbilt	2-4	.333	8-10 .444
LSU	1-5	.167	9-8 .529
Texas A&M	1-5	.200	9-8 .529
Missouri	0-5	.000	5-12 .294

AP TOP 25

- Villanova (28)
- Kansas (32)
- UCLA (3)
- *Gonzaga (2)
- *Kentucky
- Baylor
- (t7) West Virginia
- (t7) Creighton
- North Carolina
- *Florida State
- Oregon
- Louisville
- Butler
- Arizona
- Notre Dame
- Virginia
- Wisconsin
- *Duke
- 19. FLORIDA**
- Cincinnati
- Purdue
- Xavier
- Saint Mary's
- *South Carolina
- Maryland

COACHES TOP 25

- Kansas (23)
- Villanova (4)
- UCLA (2)
- *Gonzaga (3)
- *Kentucky
- Baylor (22)
- Creighton
- West Virginia
- North Carolina
- Oregon
- Louisville
- *Florida State
- Arizona
- Butler
- Notre Dame
- Virginia
- Wisconsin
- *Duke
- Xavier
- Cincinnati
- 21. FLORIDA**
- Purdue
- Saint Mary's
- South Carolina
- Maryland

*2016-17 Florida Opponent

FLORIDA IN THE POLLS & RATINGS

Date	AP	Coaches	RPI	KenPom	Sagarin	KPI	BPI
Preseason	RV	RV	*	17	*	*	*
Nov. 14	RV	RV	*	13	14	*	*
Nov. 21	RV	RV	*	14	17	*	*
Nov. 28	24	RV	*	11	13	*	*
Dec. 5	21	21	6	12	15	*	*
Dec. 12	RV	RV	5	15	18	*	*
Dec. 19	RV	RV	4	14	14	19	*
Dec. 26	25	RV	5	14	15	18	*
Jan. 2	24	24	2	13	14	7	*
Jan. 9	23	23	3	14	15	9	*
Jan. 16	19	21	3	13	14	8	*

*Initial rankings not yet released.

HEAD COACH MIKE WHITE

YEAR-BY-YEAR COACHING RECORD

Year	School	Overall	League	Postseason
2011-12	Louisiana Tech	18-16 .529	6-8 .429	
2012-13	Louisiana Tech	27-7 .794	16-2 .889	NIT 2nd Round (1-1)
2013-14	Louisiana Tech	29-8 .784	13-3 .813	NIT Quarterfinals (2-1)
2014-15	Louisiana Tech	27-9 .750	15-3 .833	NIT Quarterfinals (2-1)
2015-16	Florida	21-15 .583	9-9 .500	NIT Quarterfinals (2-1)
2016-17	Florida	14-4 .778	5-1 .833	
Overall	5th Year	136-59 .697	64-26 .711	4 postseasons (7-4)
At UF	1st Year	35-19 .648	14-10 .583	1 postseason (2-1)

WHITE'S WIN-LOSS BREAKDOWN

	2016-17	Florida	Overall
Overall	14-4	35-19	136-59
Home	4-0	16-4	72-9
Away	3-2	9-11	43-40
Neutral	7-2	10-4	21-10
vs. Conference	5-1	14-10	64-26
vs. Conference Home	3-0	9-3	38-7
vs. Conference Away	2-1	5-7	26-19
vs. Non-Conference (Reg. Season)	9-3	18-7	59-24
vs. Non-Conference Home	1-0	7-1	32-2
vs. Non-Conference Away	1-1	2-3	12-17
vs. Non-Conference Neutral	7-2	9-3	15-5
Postseason Play	0-0	3-2	13-9
Conference Tournament	0-0	1-1	6-5
NCAA Tournament	0-0	0-0	0-0
NIT	0-0	2-1	7-4
vs. AP Top 25	0-3	1-10	1-11
vs. AP Top 15	0-2	1-4	1-5
vs. AP Top 10	0-1	1-2	1-3
vs. AP Top 5	0-1	0-2	0-2
vs. AP No. 1	0-0	0-1	0-1
Overtime	1-0	1-1	4-4
November	6-1	11-2	30-9
December	4-2	7-5	27-15
January	4-1	10-4	34-11
February	0-0	3-5	26-11
March	0-0	4-3	19-13
April	0-0	0-0	0-0
Sunday	2-1	3-2	9-5
Monday	1-0	2-0	9-2
Tuesday	2-1	8-7	16-9
Wednesday	1-1	3-3	12-9
Thursday	4-0	5-0	34-9
Friday	1-1	3-2	10-5
Saturday	3-0	11-5	46-20
Scoring 49 or fewer	0-0	0-0	0-1
Scoring 50-59	0-1	2-5	10-13
Scoring 60-69	1-0	3-5	20-24
Scoring 70-79	4-3	11-8	49-16
Scoring 80-89	7-0	14-0	38-4
Scoring 90-99	2-0	4-1	13-1
Scoring 100+	0-0	1-0	6-0
Allowing 49 or fewer	1-0	2-0	17-0
Allowing 50-59	3-1	7-2	32-2
Allowing 60-69	5-0	14-3	46-9
Allowing 70-79	5-1	11-5	35-26
Allowing 80-89	0-2	1-8	4-19
Allowing 90-99	0-0	0-1	2-3
Allowing 100+	0-0	0-0	0-0

The University of Florida hired Mike White as head men's basketball coach, on Thursday, May 7, 2015.



In his first season at the helm, White guided Florida to a 21-15 record, one of three active SEC coaches to post a 20-win season in their first year on the job. It also matched a Florida record for most wins by a first-year head coach.

Under White, the Gators returned to the postseason, advancing to the quarterfinals of the NIT before falling to eventual tournament winner George Washington.

The Gators enter the second year under White's leadership with a unique challenge in front of them, playing the first 11 games of the season away from home as the renovation of Exactech Arena at the Stephen C. O'Connell Center finishes. Florida has a total of just 10 home games this season and is scheduled to re-open the building following the \$64.5 million project on Dec. 21.

White, the 2014-15 Conference USA Coach of the Year, came to the Gators after leading Louisiana Tech to a 101-40 record (.716) over past four seasons, including three straight conference championships. Born in Dunedin, Fla., White brought a wealth of SEC experience to the Gators, as a four-year starter at Ole Miss and later an assistant coach for seven seasons under two different head coaches on the Rebels' bench.

QUOTABLE GATORS

Mike White on playing the team's first 11 games on the road:

"Obviously, I haven't been part of anything like this before. . . . You feel like it's been five years since we played in front of our people in Gainesville. You can spend time complaining, but it would be a waste of time. I would trade a brand new arena — and I know our fans would too — to go through what we've done the last few months."

Keith Stone on his breakout performance against Miami:

"I got confidence from my teammates telling me to shoot, and they gave me confidence. Even though I had a bad start they kept telling me 'keep going, you're doing well,' and we just came together as a family."

Devin Robinson on the team's mentality:

"Defense translates to our offense. That's what we try to hang our hats on."

Kasey Hill on getting everyone involved:

"Every day, Coach preaches that we need to get everybody else involved. We have a lot of great shooters, and I don't need to go out and hunt for shots. I think me going out and facilitating is better for the team, and the team will win more games if I do that instead of trying to go get mine."

Justin Leon on the defense:

"When we're able to click and play hard, I think we're a hard team to score on. We're doing a lot of defensive stuff every day, and it's good to see it transition to the game."

Canyon Barry on the closeness of the team:

"Whenever you play basketball, you want to have an impact on the game in some way. I'm blessed to be able to play with these great guys, and I feel like we're a family."

THE LAST TIME...

INDIVIDUAL PERFORMANCES

20 Points: 27, Canyon Barry, vs. Georgia, 1/14/17
25 Points: 27, Canyon Barry, vs. Georgia, 1/14/17
30 Points: 32, KeVaughn Allen, vs. Florida State, 12/29/15
35 Points: 37, Michael Frazier II, at South Carolina, 3/4/14
40 Points: 40, Eugene McDowell, vs. Biscayne, 12/21/82
50 Points: 54, Tony Miller, vs. Chicago State, 2/29/72

10 Rebounds: 10, Devin Robinson, at South Carolina, 1/18/17
12 Rebounds: 12, John Egbunu, vs. Duke (at New York), 12/6/16
15 Rebounds: 15, Dorian Finney-Smith, at Arkansas, 1/11/14
20 Rebounds: 20, Andrew DeClercq, vs. Kentucky, 1/18/94
25 Rebounds: 25, Neal Walk, vs. Georgia, 3/1/69
30 Rebounds: 31, Neal Walk, vs. Alabama, 1/27/68

10 Assists: 11, Kasey Hill, vs. Little Rock, 12/21/16
12 Assists: 13, Nick Calathes, at Georgia, 2/14/09
15 Assists: 17, Jason Williams, vs. Duquesne, 12/3/97

Made 8 Field Goals: 8-for-13, KeVaughn Allen, vs. Tennessee, 1/7/17
Made 10 Field Goals: 10-for-15, Kasey Hill, at Florida State, 12/11/16
Made 12 Field Goals: 12-for-15, John Egbunu, vs. Kentucky, 3/1/16

Attempted 15 Field Goals: 7-for-16, KeVaughn Allen, at Arkansas, 12/29/16
Attempted 20 Field Goals: 12-for-21, Michael Frazier II, at South Carolina, 3/4/14
Attempted 25 Field Goals: 9-for-26, Anthony Roberson, vs. Tennessee, 1/19/05

Made 5 3-Pointers: 5-for-8, Canyon Barry, vs. Georgia, 1/14/17
Made 6 3-Pointers: 6-for-7, KeVaughn Allen, at Ole Miss, 1/16/16
Made 7+ 3-Pointers: 11-for-18, Michael Frazier II, at South Carolina, 3/4/14

Attempted 10 3-Pointers: 4-for-10, Eli Carter, at Texas A&M, 2/14/15
Attempted 12 3-Pointers: 11-for-18, Michael Frazier II, at South Carolina, 3/4/14
Attempted 15 3-Pointers: 11-for-18, Michael Frazier II, at South Carolina, 3/4/14

Made 10 Free Throws: 10-for-12, Kasey Hill, vs. North Carolina (at Bahamas), 11/28/14
Made 12 Free Throws: 13-for-16, Scottie Wilbekin, vs. Missouri, 2/4/14
Made 15 Free Throws: 19-for-22, Joakim Noah, vs. Georgia, 3/1/06

Attempted 10 Free Throws: 7-for-10, Kasey Hill, vs. Georgia, 1/14/17
Attempted 15 Free Throws: 8-for-16, Kasey Hill, vs. Georgia, 1/2/16
Attempted 20 Free Throws: 19-for-22, Joakim Noah, vs. Georgia, 3/1/06

4 Blocks: 4, John Egbunu, vs. Miami (at Orlando), 11/27/16
5 Blocks: 5, Kevarrius Hayes, vs. FGCU (at Jacksonville), 11/11/16
6 Blocks: 6, Patric Young, vs. Savannah St., 11/20/12
7 Blocks: 7, Al Horford, vs. Ole Miss, 2/16/05

5 Steals: 5, Kasey Hill, at Alabama, 1/10/17
6 Steals: 6, Kasey Hill, vs. Ole Miss, 1/3/17
7 Steals: 7, Dan Werner, vs. Georgia, 2/9/08

Double-Double: Kasey Hill, vs. Little Rock, 12/21/16, 11 points/11 assists
Double-Double with Points/Assists: Kasey Hill, vs. Little Rock, 12/21/16, 11 points/11 assists
Triple-Double: Nick Calathes, vs. Georgia, 1/28/09, 20 points/13 rebounds/10 assists
2 Straight Double-Doubles: John Egbunu, vs. Ole Miss, 2/9/16, 14 points/10 rebounds; vs. Alabama, 2/13/16, 10 points/11 rebounds
3 Straight Double-Doubles: Dorian Finney-Smith, at Texas A&M, 1/12/16, 17 points/12 rebounds; at Ole Miss, 1/16/16, 17 points/10 rebounds; vs. Mississippi State, 1/19/16, 20 points/13 rebounds
4 Straight Double-Doubles: David Lee, vs. Vanderbilt, 2/23/05, 13 points/14 rebounds; at South Carolina, 2/27/05, 13 points/14 rebounds; at Georgia, 3/2/05, 17 points/13 rebounds; vs. Kentucky, 3/6/05, 11 points/10 rebounds
5+ Points, Rebounds, Assists, Steals: Kasey Hill, vs. Ole Miss, 1/3/17, 8p/5r/5a/6s

20 Points & 10 assists: Erving Walker, vs. Georgia, 1/27/10, 21 points/10 assists
20 Points & 10 Rebounds: Dorian Finney-Smith, vs. Mississippi State, 1/19/16, 20 points/13 rebounds
20 Points & 15 Rebounds: Dorian Finney-Smith, at Arkansas, 1/11/14, 22 points/15 rebounds
25 Points & 10 Rebounds: Erik Murphy, vs. LSU (SEC Tournament), 3/15/13, 27 points/12 rebounds
25 Points & 15 Rebounds: Greg Stolt, vs. USF, 12/10/96, 33 points/15 rebounds
30 Points & 10 Rebounds: Joakim Noah, vs. Georgia, 3/1/06, 37 points/11 rebounds
30 Points & 15 Rebounds: Greg Stolt, vs. USF, 12/10/96, 33 points/15 rebounds

TEAM PERFORMANCES

85 Points: 94, vs. Little Rock, 12/21/16
90 Points: 94, vs. Little Rock, 12/21/16
95 Points: 97, at North Florida, 3/15/16
100 Points: 104, vs. North Carolina A&T, 11/16/15
105 Points: 107, vs. Jacksonville, 11/25/11
110 Points: 112, NCAA Tournament vs. Jackson State, 3/16/07
120 Points: 125, vs. FAMU, 12/10/00
130 Points: 131, vs. New Hampshire, 11/29/99

50 Rebounds: 54, vs. Alabama, 2/13/16
55 Rebounds: 57, vs. Richmond, 12/1/15
60 Rebounds: 62, NCAA Tournament vs. Jackson State, 3/16/07

20 Offensive Rebounds: 20, vs. Mercer (at Jacksonville), 11/13/16
25 Offensive Rebounds: 27, vs. Bethune-Cookman, 12/11/99

Made 35 Field Goals: 35-for-68, at North Florida, 3/15/16
Made 40 Field Goals: 42-for-73, vs. North Carolina A&T, 11/18/10
Made 45 Field Goals: 46-for-81, vs. New Hampshire, 11/29/99

Attempted 65 Field Goals: 30-for-67, at Arkansas, 12/29/16
Attempted 70 Field Goals: 23-for-70, at Vanderbilt, 1/26/16
Attempted 75 Field Goals: 39-for-76, vs. Jackson State, 11/11/11
Attempted 80 Field Goals: 39-for-83, vs. FAU, 11/27/00

Made 10 3-Pointers: 16-for-31, vs. Little Rock, 12/21/16
Made 12 3-Pointers: 16-for-31, vs. Little Rock, 12/21/16
Made 15 3-Pointers: 16-for-31, vs. Little Rock, 12/21/16
Made 18 3-Pointers: 18-for-35, vs. Robert Morris, 12/30/96

Attempted 25 3-Pointers: 9-for-25, vs. Ole Miss, 1/3/17
Attempted 30 3-Pointers: 16-for-31, vs. Little Rock, 12/21/16
Attempted 35 3-Pointers: 14-for-35, vs. Stetson, 11/28/11

Made 25 Free Throws: 27-for-35, vs. Georgia, 1/14/17
Made 30 Free Throws: 30-for-36, vs. Arkansas, 2/3/16
Made 35 Free Throws: 35-for-39, vs. Vanderbilt, 2/7/04
Made 40 Free Throws: 40-for-50, vs. Morehead State, 12/22/98

Attempted 35 Free Throws: 27-for-35, vs. Georgia, 1/14/17
Attempted 40 Free Throws: 24-for-41, vs. Georgia, 1/2/16
Attempted 45 Free Throws: 33-for-45, vs. Florida State, 11/25/05
Attempted 50 Free Throws: 40-for-50, vs. Morehead State, 12/22/98

20 Assists: 20, vs. Little Rock, 12/21/16
25 Assists: 25, at Auburn, 2/16/13
30 Assists: 32, vs. Northeastern, 12/22/03

10 Steals: 10, vs. Tennessee, 1/7/17
15 Steals: 17, vs. Wake Forest (at Sunrise), 12/20/14
20 Steals: 22, vs. VMI, 12/28/99
25 Steals: 25, vs. Morehead State, 12/22/98

Forced 20 Turnovers: 21, vs. Ole Miss, 1/3/17
Forced 25 Turnovers: 25, vs. Toledo, 11/14/08
Forced 30 Turnovers: 30, vs. Georgia, 2/5/00
Forced 35 Turnovers: 35, vs. Florida A&M, 12/4/99

8 Blocks: 8, vs. Duke (at New York), 12/6/16
9-11 Blocks: 11, vs. Miami (at Orlando), 11/27/16
12 Blocks: 12, vs. FAMU, 12/17/06

Had 5 Players with 10 Points: 5 players, vs. Little Rock, 12/21/16; Devin Robinson (21), KeVaughn Allen (19), Canyon Barry (15), Kevarrius Hayes (12), Kasey Hill (11)

Had 6 Players with 10 Points: 6 players, at North Florida, 3/15/16; Dorian Finney-Smith (15), Kasey Hill (14), KeVaughn Allen (13), John Egbunu (13), Chris Chiozza (11), Devin Robinson (10)

Had 7/8 Players with 10 Points: 8 players, vs. North Carolina A&T, 11/18/10; Kenny Boynton (16), Chandler Parsons (16), Casey Prather (12), Erik Murphy (11), Erving Walker (11), Scottie Wilbekin (11), Patric Young (11), Vernon Macklin (10)

Had 2 Players with 20 Points: vs. Seton Hall (at Orlando), 11/24/16; KeVaughn Allen (21), Canyon Barry (20)

Had 3 Players with 20 Points: at Arkansas, 2/18/12; Erving Walker (31), Kenny Boynton (25), Bradley Beal (21)

Had 2 Players with 25 Points: at Arkansas, 2/18/12; Erving Walker (31), Kenny Boynton (25)

Had 2 Players with 30 Points: vs. Georgia, 3/3/62; Cliff Luyk (36), Tom Barbee (32)

Had 6/7 Players Make a 3-Pointer: 7, vs. Little Rock, 12/21/16

Had 8 Players Make a 3-Pointer: 8, vs. North Carolina A&T, 11/16/15

Had 9 Players Make a 3-Pointer: 9, vs. Chattanooga, 11/18/06 (*tied for NCAA record*)

Had 2 Players with 10 Rebounds: vs. Alabama, 2/13/16; Devin Robinson (12), John Egbunu (11)

Had 3 Players with 10 Rebounds: vs. Richmond, 12/1/15; John Egbunu (14), Dorian Finney-Smith (13), Devin Robinson (13)

Had 2 Players with a Double-Double: vs. Richmond, 12/1/15; John Egbunu (17 points, 14 rebounds), Devin Robinson (12 points, 13 rebounds)

Had 3 Players with a Double-Double: vs. Jacksonville, 12/18/05; Corey Brewer (15 points, 13 assists & 10 rebounds), Joakim Noah (21 points, 10 rebounds), Al Horford (20 points, 11 rebounds)

Had 2+ Players Foul Out: 3, vs. Seton Hall (at Orlando), 11/24/16; Chris Chiozza, Kasey Hill, Devin Robinson

4-Point Play: Canyon Barry, vs. Georgia, 1/14/17


2-4-Point Plays: Canyon Barry, vs. Georgia, 1/14/17

Overcame a 10-Point Deficit: 1/19/15, vs. Mississippi State; Trailed 56-45 at 16:06 in 2nd half & won 81-78
Lost a 10-Point Lead: 11/26/16, vs. Gonzaga (at Orlando); Led 29-18 at 4:22 in 1st half, lost 77-72

Made a Game-Winner: 2/18/15, vs. Vanderbilt, Devin Robinson dunk with 2.1 seconds left to put UF ahead, 48-47 (Chiozza FTs sealed 50-47 win)

Made a Buzzer-Beater: 1/23/10, vs. South Carolina, Chandler Parsons 3-Pointer at the buzzer to win, 56-55
Lost on a Game-Winner: 12/29/15, vs. Florida State, Dwayne Bacon jumper with :04 left to defeat UF, 73-71

2016-17 FLORIDA GATORS



#0 KASEY HILL
G | Sr. | 6-1 | 175 | Umatilla, Fla.



#1 DEVIN ROBINSON
F | Jr. | 6-8 | 200 | Chesterfield, Va.



#2 ERIC HESTER
G | Fr. | 6-3 | 167 | Clearwater, Fla.



#3 JALEN HUDSON
G | Jr. | 6-6 | 190 | Richmond, Va.



#5 KEVAUGHN ALLEN
G | So. | 6-2 | 183 | Little Rock, Ark.




#11 CHRIS CHIOZZA
G | Jr. | 6-0 | 176 | Memphis, Tenn.



#12 GORJOK GAK
F/C | Fr. | 6-11 | 231 | Sydney, Australia



#13 KEVARRIUS HAYES
F/C | So. | 6-9 | 218 | Live Oak, Fla.



#15 JOHN EGBUNU
C | Jr. | 6-11 | 255 | Bauchi, Nigeria



#21 DONTAY BASSETT
F | Fr. | 6-9 | 222 | Oakland, Calif.



#23 JUSTIN LEON
F | Sr. | 6-8 | 206 | Conway, Ark.



#24 CANYON BARRY
G | Gr. | 6-6 | 215 | Colorado Springs, Colo.



#25 KEITH STONE
F | Fr. | 6-8 | 240 | Deerfield Beach, Fla.



#32 SCHUYLER RIMMER
C | Sr. | 6-10 | 249 | Orlando, Fla.



MIKE WHITE
Head Coach



DUSTY MAY
Assistant Coach



JORDAN MINCY
Assistant Coach



DARRIS NICHOLS
Assistant Coach

MEDIA INFORMATION

The University of Florida appreciates the media coverage from all local, regional and national outlets. The Communications Office believes in developing mutually beneficial relationships with the media and we emphasize a positive and professional working environment with all entities. The ultimate goal of the Communications Office is to provide accurate and timely information about our athletic teams and to ensure that we assist the media to the best of our abilities while they cover our program.

GAME COVERAGE

CREDENTIALS: Requests for credentials will be taken online and reviewed by Denver Parler. To access the credential request form, please visit www.sportssystem.com/florida. Once you have submitted your credential request, you will receive an automated email from the Communications Department acknowledging your request was received and is being reviewed. Once a decision on your request is made, you will receive an email with further information. Requests must be made by the day prior to a game (noon for afternoon games or 4:30 p.m. for evening games).

CREDENTIAL PICK-UP: Credentials will be mailed up until 10 days prior to the event or held at the Press Will Call window at Gate One of the O'Connell Center, which opens for pick-up 90 minutes prior to each game. Credentials can be overnighted at the expense of the media organization within 10 days of the event (by request).

PARKING: A limited number of parking spaces exist and can be requested online with your credential application. Please note that if you request to pick up your credentials at Press Will Call, we will be unable to provide a parking pass as you will have to park before visiting Press Will Call. Free parking is available in the deck next to the O'Connell Center and is generally still available 75-90 minutes before the game.

MEDIA ROOM/INTERVIEW AREA: Located between Gates 1 & 4 in the Martial Arts room near the loading dock, the media room includes work space, necessary electrical outlets, a television and wireless internet. A pre-game meal, snacks and soft drinks are also available in the media room. The pre-game meal begins 1:15 before tip. Post-game coach and player press conferences are also conducted in this area.

FLORIDA LOCKER ROOM: The Gator locker room is closed to the media with the exception of the SEC and NCAA Tournaments. Coach White and selected players will be available to the media following games in the media room/interview area. At Florida home games, players are available first while Coach White will follow with a post-game press conference in the Martial Arts/Media Room. If the visiting team chooses to utilize the media room, they will do so either directly before or after Florida players. Coach White will typically go last.

VISITOR LOCKER ROOM: Interview policies and procedures will be determined by visiting Sports Information Directors and coaches. Those procedures will be announced on game days.

GENERAL GAME DAY MEDIA SERVICES: Game program/scorecard, game notes, play-by-play, complete halftime and final statistics, coaches' & player quote sheets and post-game notes are all regular services on game days.

SEATING: Press seating is assigned, and all media members are asked to utilize their assigned seat. A limited number of front-row courtside press seats are available and will be provided to national publications, major daily newspapers and/or those who cover Florida basketball regularly. Additional seating will be at the front row table in the baseline bleachers near Gate 2 and in the second row courtside behind the press table. Photographers are restricted to two baseline locations closest to the team benches.

TENTATIVE MEDIA SCHEDULE: JAN. 16-22

Monday	Tuesday	Wednesday	Thursday	Friday	Saturday	Sunday
11:07 a.m. Coach White on SEC Teleconference	2:15 p.m. Coach White/ Player	6:30 p.m. Game at South Carolina	No Availability	1:30 p.m. Coach White/ Player	Noon Game vs. Vanderbilt	No Availability

2016-17 QUICK FACTS

University Facts

Location: Gainesville, Fla.
 Founded: 1853
 Enrollment: 53,744
 Conference: Southeastern (SEC)
 Nickname: Gators
 UF President: Dr. W. Kent Fuchs
 Athletic Director: Scott Stricklin
 Mascots: Albert and Alberta
 Colors: Orange (PMS 172) and Blue (PMS 287)
 Website: FloridaGators.com
 Facebook: facebook.com/GatorsMBK
 Twitter: @GatorsMBK, @MikeWhiteUF
 Instagram: @gatorsmbk

Coaching Staff Facts

Head Coach: Mike White (Ole Miss '00)
 UF Record: 2nd season/35-19
 Overall Record: 6th season/136-59
 Assistant Coaches: Dusty May (Indiana '00), Jordan Mincy (Kent State '09), Darris Nichols (West Virginia '08)
 Athletic Trainer: David "Duke" Werner
 Strength & Conditioning Coordinator: Preston Greene
 Director of Basketball Operations: Kyle Church
 Video Coordinator: Jonathan Blake
 Office Manager: Tracy Pfaff
 Staff Assistant: Mike Robuck
 Academic Counselor: Tom Williams

Program Facts

Arena: Exactech Arena at the Stephen C. O'Connell Center (10,151)
 Season: 98th
 Overall Record: 1,380-1,080
 SEC Record: 611-633
 NCAA Tournaments: 17 (1989, '94, '95, '99, 2000, '01, '02, '03, '04, '05, '06, '07, '10, '11, '12, '13, '14)
 Final Fours: 5 (1994, 2000, '06, '07, '14)
 National Championships: 2 (2006, '07)
 NIT Appearances: 10 (1969, '84, '85, '86, '92, '93, '98, 2008, '09, '16)
 SEC Tournament Championships: 4 (2005, '06, '07, '14)
 SEC Championships: 7 (1989, 2000, '01, '07, '11, '13, '14)
 All-Americans: 25
 All-SEC: 106
 SEC Academic Honor Roll: 113
 NBA Draftees: 35
 2015-16 Record: 21-15
 2015-16 Conference Record: 9-9 (t-8th)
 Lettermen Returning/Lost: 8/7
 Starters Returning/Lost: 4/1

Communications Contact

Denver Parler
 Email: denverp@gators.ufl.edu
 Office: 352-375-4683 ext. 6135
 Cell: 352-318-3493
 Main Comm. Office Phone: 352-375-4683, ext. 6100
 Fax: 352-375-4809

#5 KEVAUGHN ALLEN

SOPHOMORE | G | 6-2 | 183 | LITTLE ROCK, ARK. | NORTH LITTLE ROCK

Overview

- An explosive athlete with the ability to score in bunches from beyond the arc, as well.
- Named 2016 SEC All-Freshman, ranking second on the Gators in scoring both for the season (11.6) and in SEC action (12.3)
- Named SEC Freshman of the Week on Feb. 1 after his 19-point performance in helping Florida knock off ninth-ranked West Virginia.
- Exploded for a career-high 32 points in the loss to Florida State, marking the fifth-most points in a game by a Florida freshman all-time and the most since Matt Walsh had 33 vs. Miami (12/21/02).

2016-17 Highlights

- Named preseason second-team All-SEC in the media and coaches polls.
- The starting 2-guard for the second straight season and figures to be one of the Gators' primary offensive weapons.
- Scored 16 of his 23 points vs. Tennessee in the second half, including a perfect 4-for-4 from 3-point range.
- Has a trio of 21-point outings, including the win vs. Seton Hall, against Duke in Madison Square Garden, and in the SEC-opening win at Arkansas, which was his first career game in his home state.
- Poured in 13 points in the first six minutes vs. Little Rock in the grand opening of Exactech Arena, including three of his five 3-pointers on the night.
- Set a career-best and led the team with five assists in the win vs. Mercer.



Season	gp-gs	min/avg	Total		3-Point		F-Throws		Rebounds				Scoring							
			fg-fga	pct	fg-fga	pct	ft-fga	pct	off	def	tot	avg	pf	fo	ast	to	blk	stl	pts	avg
2015-16	36-34	978/27.2	134-336	.399	51-162	.315	99-117	.846	18	79	97	2.7	56	0	57	35	5	41	418	11.6
2016-17	18-18	497/27.6	84-189	.444	35-90	.389	34-40	.850	7	36	43	2.4	31	0	23	29	5	23	237	13.2
TOTAL	54-52	1475/27.3	218-525	.415	86-252	.341	133-157	.847	25	115	140	2.6	87	0	80	64	10	64	655	12.1

Opponent	Date	gs	min	Total		3-Pointers		Free throws		Rebounds				pf	a	t/o	blk	stl	pts	avg	
				fg-fga	pct	3fg-fga	pct	ft-fga	pct	off	def	tot	avg								
vs FGCU	11/11/16	*	29	2-8	.250	0-3	.000	2-2	1.000	1	1	2	2.0	1	2	1	0	2	6	6.0	
vs Mercer	11/13/16	*	26	3-12	.250	2-8	.250	5-5	1.000	1	2	3	2.5	1	5	4	2	2	13	9.5	
vs St. Bonaventure	11/17/16	*	31	7-14	.500	2-3	.667	0-0	.000	0	3	3	2.7	2	1	2	1	2	16	11.7	
vs Belmont	11/21/16	*	26	4-9	.444	2-5	.400	4-4	1.000	0	1	1	2.3	0	0	2	0	2	14	12.3	
vs Seton Hall	11/24/16	*	35	7-14	.500	3-8	.375	4-4	1.000	0	6	6	3.0	1	1	2	1	1	21	14.0	
vs Gonzaga	11/25/16	*	27	7-17	.412	1-7	.143	0-0	.000	1	0	1	2.7	4	0	2	0	0	15	14.2	
vs Miami	11/27/16	*	24	4-11	.364	1-3	.333	0-0	.000	0	2	2	2.6	1	1	0	0	1	9	13.4	
at North Florida	12/1/16	*	24	2-2	1.000	0-0	.000	1-2	.500	0	2	2	2.5	1	1	0	0	3	5	12.4	
vs Duke	12/6/16	*	32	8-13	.615	3-5	.600	2-2	1.000	0	0	0	2.2	2	0	2	0	0	21	13.3	
at Florida State	12/11/16	*	20	6-13	.462	1-3	.333	3-5	.600	0	0	0	2.0	4	0	1	0	0	16	13.6	
vs Charlotte	12/17/16	*	23	3-10	.300	2-8	.250	0-0	.000	0	2	2	2.0	2	3	3	0	1	8	13.1	
LITTLE ROCK	12/21/16	*	26	7-10	.700	5-7	.714	0-0	.000	2	3	5	2.3	0	3	3	0	0	19	13.6	
at Arkansas	12/29/16	*	34	7-16	.438	5-9	.556	2-2	1.000	0	2	2	2.2	1	0	0	0	1	21	14.2	
OLE MISS	1/3/17	*	31	4-9	.444	4-7	.571	2-2	1.000	2	3	5	2.4	1	1	1	0	2	14	14.1	
TENNESSEE	1/7/17	*	33	8-13	.615	4-6	.667	3-5	.600	0	5	5	2.6	1	1	1	0	4	23	14.7	
at Alabama	1/10/17	*	25	2-7	.286	0-3	.000	2-2	1.000	0	1	1	2.5	2	2	2	1	1	6	14.2	
GEORGIA	1/14/17	*	33	3-8	.375	0-3	.000	3-3	1.000	0	1	1	2.4	3	2	2	0	1	9	13.9	
at South Carolina	1/18/17	*	18	0-3	.000	0-2	.000	1-2	.500	0	2	2	2.4	4	0	1	0	0	1	13.2	
Totals			18	497	84-189	.444	35-90	.389	34-40	.850	7	36	43	2.4	31	23	29	5	23	237	13.2

Games played: 18
 Minutes/game: 27.6
 Points/game: 13.2
 FG Pct: 44.4

Rebounds/game: 2.4
 Assists/game: 1.3
 Turnovers/game: 1.6
 Assist/turnover ratio: 0.8

Allen Game Highs

Points	
2016-17	23, vs. Tennessee (1/7/17)
Career	32, vs. Florida State (12/29/15)
Rebounds	
2016-17	6, vs. Seton Hall (11/24/16)
Career	6, 2x, last vs. Seton Hall (11/24/16)
Field Goals	
2016-17	8, 2x, last vs. Tennessee (1/7/17)
Career	10, vs. Florida State (12/29/15)
Field Goal Attempts	
2016-17	17, vs. Gonzaga (11/25/16)
Career	18, vs. Florida State (12/29/15)
3-Point Field Goals	
2016-17	5, 2x, last at Arkansas (12/29/16)
Career	6, at Ole Miss (1/16/16)
3-Point FG Attempts	
2016-17	9, at Arkansas (12/29/16)
Career	9, 2x, last at Arkansas (12/29/16)
Free Throws	
2016-17	5, vs. Mercer (11/13/16)
Career	9, 2x, last vs. West Va. (1/30/16)
Free Throw Attempts	
2016-17	5, 3x, last vs. Tennessee (1/7/17)
Career	9, 2x, last vs. West Va. (1/30/16)
Assists	
2016-17/Career	5, vs. Mercer (11/13/16)
Steals	
2016-17/Career	4, vs. Tennessee (1/7/17)
Blocked Shots	
2016-17/Career	2, vs. Mercer (11/13/16)
Minutes Played	
2016-17	35, vs. Seton Hall (11/24/16)
Career	35, 4x, last vs. SHU (11/24/16)

Allen vs. Vanderbilt (9.5 ppg, 2.0 rpg)

Opponent	Date	GS	Min	FG	FGA	Pct	3FG	FGA	Pct	FT	FTA	Pct	Off	Def	Tot	PF	FO	A	TO	Blk	Stl	Pts
at Vanderbilt	1/26/16	*	30	6	12	.500	3	4	.750	1	1	1.000	1	1	2	2	0	0	0	0	2	16
VANDERBILT	2/23/16	*	32	0	7	.000	0	3	.000	3	4	.750	1	1	2	3	0	3	1	0	1	3
Totals	2 Games	2	62	6	19	.316	3	7	.429	4	5	.800	2	2	4	5	0	3	1	0	3	19

#24 CANYON BARRY

GRADUATE | G | 6-6 | 215 | COLORADO SPRINGS, COLO. | COLL. OF CHARLESTON

Overview

- Averaged 12.8 points in 70 appearances with College of Charleston
- Enrolled in graduate studies in nuclear engineering at UF
- Two-time Academic All-American, earning first-team honors in 2016 and second-team recognition in 2015.
- 2015 CAA Winter Sports Scholar-Athlete Award (Men's Basketball)
- Three-Time CAA All-Academic Team (2014, 2015 and 2016)
- Three-Time CAA Player of the Week selection
- 2014 CAA All-Rookie Team
- CAA Co-Rookie of the Week selection (Nov. 18, 2013)

2016-17 Highlights

- Posted 27 points in the overtime win vs. Georgia, the highest single-game scoring output by an SEC player off the bench this season and most since Joakim Noah had 37 vs. UGA in 2006.
- His 20 points vs. Seton Hall marked the first 20-point game by a Gator off the bench since Dorian Finney-Smith (vs. Tennessee, 2/28/15).
- Added another 20-point performance in UF's SEC home-opening win vs. Ole Miss.
- Scored 17 off the bench to spark Florida's offense in the win vs. Belmont, contributing eight points during a 16-0 second-half Gator run.
- Surpassed 900 career points in his Florida debut, chipping in 13 points off the bench.



Season	gp-gs	min/avg	Total		3-Point		F-Throws		Rebounds					Scoring						
			fg-fga	pct	fg-fga	pct	ft-fa	pct	off	def	tot	avg	pf	fo	ast	to	blk	stl	pts	avg
2013-14*	24-12	573/23.9	71-210	.338	26-85	.306	56-76	.737	16	42	58	2.4	44	0	33	52	6	11	224	9.3
2014-15*	33-33	1147/34.8	146-385	.379	64-174	.368	57-79	.722	28	139	167	5.1	62	2	53	66	16	38	413	12.5
2015-16*	13-13	415/31.9	84-209	.402	28-84	.333	60-71	.845	6	38	44	3.4	20	0	17	31	7	10	256	19.7
2016-17	18-0	406/22.6	71-167	.425	23-72	.319	65-75	.867	19	41	60	3.3	22	0	14	19	7	11	230	12.8
TOTAL	18-0	406/22.6	71-167	.425	23-72	.319	65-75	.867	19	41	60	3.3	22	0	14	19	7	11	230	12.8
All*	88-58	2541/28.9	372-971	.383	141-415	.340	238-301	.791	69	260	329	3.7	148	2	117	168	36	70	1123	12.8

Opponent	Date	gs	min	Total		3-Pointers		Free throws		Rebounds					pf	a	t/o	blk	stl	pts	avg
				fg-fga	pct	3fg-fga	pct	ft-fa	pct	off	def	tot	avg								
vs FGCU	11/11/16		24	5-12	.417	0-3	.000	3-6	.500	3	3	6	6.0	0	0	0	0	1	13	13.0	
vs Mercer	11/13/16		20	2-5	.400	1-1	1.000	2-2	1.000	1	3	4	5.0	0	0	0	0	0	7	10.0	
vs St. Bonaventure	11/17/16		23	4-9	.444	3-7	.429	5-6	.833	1	4	5	5.0	0	1	1	0	1	16	12.0	
vs Belmont	11/21/16		21	6-9	.667	1-4	.250	4-4	1.000	1	1	2	4.3	2	0	2	1	0	17	13.3	
vs Seton Hall	11/24/16		33	6-13	.462	2-7	.286	6-7	.857	1	5	6	4.6	0	2	1	0	1	20	14.6	
vs Gonzaga	11/25/16		26	3-9	.333	0-3	.000	6-6	1.000	3	2	5	4.7	1	1	2	0	2	12	14.2	
vs Miami	11/27/16		15	0-6	.000	0-1	.000	0-0	.000	1	1	2	4.3	1	1	0	2	2	0	12.1	
at North Florida	12/1/16		21	5-11	.455	1-4	.250	1-2	.500	1	3	4	4.3	0	0	2	0	0	12	12.1	
vs Duke	12/6/16		19	3-9	.333	0-1	.000	0-0	.000	0	1	1	3.9	0	1	1	1	2	6	11.4	
at Florida State	12/11/16		26	2-10	.200	0-2	.000	2-2	1.000	0	2	2	3.7	3	1	0	1	0	6	10.9	
vs Charlotte	12/17/16		22	3-6	.500	1-3	.333	9-10	.900	2	2	4	3.7	1	2	1	0	1	16	11.4	
LITTLE ROCK	12/21/16		14	4-11	.364	3-7	.429	4-4	1.000	0	1	1	3.5	2	0	0	1	0	15	11.7	
at Arkansas	12/29/16		12	1-4	.250	0-3	.000	0-0	.000	0	1	1	3.3	1	2	0	0	0	2	10.9	
OLE MISS	1/3/17		22	8-14	.571	3-6	.500	1-2	.500	2	0	2	3.2	3	0	1	0	1	20	11.6	
TENNESSEE	1/7/17		23	4-7	.571	1-3	.333	6-8	.750	1	3	4	3.3	0	2	1	1	0	15	11.8	
at Alabama	1/10/17		26	4-6	.667	2-3	.667	3-3	1.000	1	3	4	3.3	2	1	3	0	0	13	11.9	
GEORGIA	1/14/17		34	7-13	.538	5-8	.625	8-8	1.000	1	6	7	3.5	4	0	2	0	0	27	12.8	
at South Carolina	1/18/17		25	4-13	.308	0-6	.000	5-5	1.000	0	0	0	3.3	2	0	2	0	0	13	12.8	
Totals			0	406	71-167	.425	23-72	.319	65-75	.867	19	41	60	3.3	22	14	19	7	11	230	12.8

Games played: 18
 Minutes/game: 22.6
 Points/game: 12.8
 FG Pct: 42.5
 3FG Pct: 31.9
 FT Pct: 86.7

Rebounds/game: 3.3
 Assists/game: 0.8
 Turnovers/game: 1.1
 Assist/turnover ratio: 0.7
 Steals/game: 0.6
 Blocks/game: 0.4

Barry Game Highs

Points
 2016-17/UF 27, vs. Georgia (1/14/17)
 Career 31, 2x, last at Davidson (11/21/15)

Rebounds
 2016-17/UF 7, vs. Georgia (1/14/17)
 Career 10, vs. UNC-Wilmington (1/21/15)

Field Goals
 2016-17/UF 8, vs. Ole Miss (1/3/17)
 Career 12, at Davidson (11/21/15)

Field Goal Attempts
 2016-17/UF 14, vs. Ole Miss (1/3/17)
 Career 25, at Davidson (11/21/15)

3-Point Field Goals
 2016-17/UF 5, vs. Georgia (1/14/17)
 Career 5, 5x, last vs. Georgia (1/14/17)

3-Point FG Attempts
 2016-17/UF 8, vs. Georgia (1/14/17)
 Career 9, 5x, last at Campbell (12/22/15)

Free Throws
 2016-17/UF 9, vs. Charlotte (12/17/16)
 Career 13, vs. East Carolina (12/7/15)

Free Throw Attempts
 2016-17 10, vs. Charlotte (12/17/16)
 Career 14, vs. East Carolina (12/7/15)

Assists
 2016-17/UF 2, 4x, last vs. Tennessee (1/7/17)
 Career 6, at Charlotte (12/16/14)

Steals
 2016-17/UF 2, 3x, last vs. Duke (12/6/16)
 Career 6, vs. South Carolina St. (12/11/14)

Blocked Shots
 2016-17/UF 2, vs. Miami (11/27/16)
 Career 2, 4x, last vs. Miami (11/27/16)

Minutes Played
 2016-17/UF 34, vs. Georgia (1/14/17)
 Career 43, vs. UNC-Wilmington (1/21/15)

Note: Career highs before this season came at College of Charleston.

#11 CHRIS CHIOZZA

JUNIOR | G | 6-0 | 176 | MEMPHIS, TENN. | WHITE STATION

Overview

- Part of UF's two-headed point guard tandem along with Kasey Hill, Chiozza led the team in assists with 156 as a sophomore.
- Chiozza is an attacking point guard with the ability to distribute or score himself.
- Has four career games with 8+ assists and one or fewer turnovers, second only to Eddie Shannon's five since the 1996-97 season.
- Had an all-around game at Missouri his sophomore season matching his career high with 17 points, setting a personal best with seven rebounds, while also posting eight assists vs. one turnover.
- Had a 12-game stretch from 12/22/15-2/3/16 where he averaged 6.4 assists per game and a 3.21 assist-to-turnover ratio.

2016-17 Highlights

- Once again shares the point guard position with Hill, giving the Gators plentiful experience in that role.
- Posted 16 points and nine assists with just one turnover at UNF, his fifth career game with 8+ assists and one or fewer turnovers.
- Made two massive plays on the defensive end in the final minute vs. St. Bonaventure to help the Gators secure the victory. With UF holding a two-point lead, Chiozza skied for a two-handed rebound and found John Egbunu heading down court for a dunk, then forced a turnover and ignited the break leading to a Devin Robinson dunk.



Season	gp-gs	min/avg	Total		3-Point		F-Throws		Rebounds					Scoring						
			fg-fga	pct	fg-fga	pct	ft-fa	pct	off	def	tot	avg	pf	fo	ast	to	blk	stl	pts	avg
2014-15	33-11	752/22.8	44-113	.389	21-65	.323	21-44	.477	13	59	72	2.2	54	1	72	41	1	39	130	3.9
2015-16	36-22	857/23.8	86-250	.344	41-128	.320	47-59	.797	10	94	104	2.9	82	2	156	65	2	39	260	7.2
2016-17	18-0	349/19.4	28-82	.341	10-42	.238	30-39	.769	8	34	42	2.3	42	1	57	25	0	27	96	5.3
TOTAL	87-33	1958/22.5	158-445	.355	72-235	.306	98-142	.690	31	187	218	2.5	178	4	285	131	3	105	486	5.6

Opponent	Date	gs	min	Total		3-Pointers		Free throws		Rebounds				pf	a	t/o	blk	stl	pts	avg	
				fg-fga	pct	3fg-fga	pct	ft-fa	pct	off	def	tot	avg								
vs FGCU	11/11/16		21	2-5	.400	0-2	.000	2-3	.667	1	1	2	2.0	3	4	0	0	3	6	6.0	
vs Mercer	11/13/16		16	1-4	.250	1-2	.500	1-2	.500	0	1	1	1.5	3	2	0	0	4	5.0		
vs St. Bonaventure	11/17/16		18	1-3	.333	0-1	.000	4-4	1.000	0	4	4	2.3	3	2	2	0	2	6	5.3	
vs Belmont	11/21/16		20	2-5	.400	0-1	.000	4-6	.667	0	2	2	2.3	3	1	2	0	3	8	6.0	
vs Seton Hall	11/24/16		22	3-6	.500	2-3	.667	6-8	.750	1	0	1	2.0	5	2	1	0	14	7.6		
vs Gonzaga	11/25/16		17	0-5	.000	0-2	.000	0-0	.000	1	2	3	2.2	3	1	0	1	0	6.3		
vs Miami	11/27/16		23	0-2	.000	0-1	.000	0-0	.000	1	2	3	2.3	1	5	3	0	1	0	5.4	
at North Florida	12/1/16		26	5-8	.625	3-5	.600	3-3	1.000	0	4	4	2.5	3	9	1	0	3	16	6.8	
vs Duke	12/6/16		9	1-1	1.000	0-0	.000	0-0	.000	0	1	1	2.3	1	1	3	0	2	6.2		
at Florida State	12/11/16		22	2-7	.286	0-5	.000	2-2	1.000	1	2	3	2.4	2	4	1	0	1	6	6.2	
vs Charlotte	12/17/16		23	3-6	.500	1-3	.333	2-2	1.000	0	3	3	2.5	1	4	2	0	5	9	6.5	
LITTLE ROCK	12/21/16		20	1-4	.250	1-4	.250	0-0	.000	0	3	3	2.5	2	3	2	0	1	3	6.2	
at Arkansas	12/29/16		15	2-5	.400	1-3	.333	0-0	.000	0	0	0	2.3	2	4	0	0	5	6.1		
OLE MISS	1/3/17		21	0-3	.000	0-2	.000	1-3	.333	0	2	2	2.3	2	3	1	0	1	5.7		
TENNESSEE	1/7/17		18	1-6	.167	0-2	.000	0-0	.000	1	2	3	2.3	0	2	0	0	2	2	5.5	
at Alabama	1/10/17		17	2-5	.400	1-3	.333	3-4	.750	1	0	1	2.3	4	2	1	0	0	8	5.6	
GEORGIA	1/14/17		16	1-3	.333	0-1	.000	0-0	.000	0	2	2	2.2	2	4	1	0	3	2	5.4	
at South Carolina	1/18/17		25	1-4	.250	0-2	.000	2-2	1.000	1	3	4	2.3	2	4	5	0	2	4	5.3	
Totals			0	349	28-82	.341	10-42	.238	30-39	.769	8	34	42	2.3	42	57	25	0	27	96	5.3

Games played: 18
 Minutes/game: 19.4
 Points/game: 5.3
 FG Pct: 34.1
 3FG Pct: 23.8
 FT Pct: 76.9

Rebounds/game: 2.3
 Assists/game: 3.2
 Turnovers/game: 1.4
 Assist/turnover ratio: 2.3
 Steals/game: 1.5

Chiozza Game Highs

Points	
2016-17	16, at North Florida (12/1/16)
Career	17, 2x, last at Missouri (3/5/16)
Rebounds	
2016-17	4, 3x, last at So. Carolina (1/18/17)
Career	7, 2x, last vs. Texas A&M (3/11/16)
Field Goals	
2016-17	5, at North Florida (12/1/16)
Career	5, 4x, last at UNF (12/1/16)
Field Goal Attempts	
2016-17	8, at North Florida (12/1/16)
Career	12, 3x, last vs. Alabama (2/13/16)
3-Point Field Goals	
2016-17	3, at North Florida (12/1/16)
Career	3, 7x, last at UNF (12/1/16)
3-Point FG Attempts	
2016-17	5, 2x, last at FSU (12/11/16)
Career	9, at South Carolina (2/20/16)
Free Throws	
2016-17	6, vs. Seton Hall (11/24/16)
Career	8, vs. Arkansas (2/3/16)
Free Throw Attempts	
2016-17	8, vs. Seton Hall (11/24/16)
Career	12, vs. Texas A&M (3/3/15)
Assists	
2016-17	9, at North Florida (12/1/16)
Career	9, 2x, last at UNF (12/1/16)
Steals	
2016-17	5, vs. Charlotte (12/17/16)
Career	6, vs. UAB (11/27/14)
Blocked Shots	
2016-17	---
Career	1, 3x, last vs. Arkansas (3/10/16)
Minutes Played	
2016-17	26, at North Florida (12/1/16)
Career	37, vs. ULM (11/21/14)

Chiozza vs. Vanderbilt (7.3 ppg, 3.0 rpg)

Opponent	Date	GS	Min	FG	FGA	Pct	3FG	FGA	Pct	FT	FTA	Pct	Off	Def	Tot	PF	FO	A	TO	Blk	Stl	Pts
at Vanderbilt	2/3/15		19	0	1	.000	0	1	.000	2	2	1.000	0	1	1	1	0	4	2	0	1	2
VANDERBILT	2/18/15		31	2	5	.400	2	4	.500	2	4	.500	1	5	6	0	0	2	1	0	1	8
at Vanderbilt	1/26/16	*	31	4	11	.364	1	3	.333	1	1	1.000	1	3	4	2	0	3	3	0	2	10
VANDERBILT	2/23/16		16	3	8	.375	1	2	.500	2	2	1.000	0	1	1	3	0	2	1	0	2	9
Totals	4 Games	1	97	9	25	.360	4	10	.400	7	9	.778	2	10	12	6	0	11	7	0	6	29

#15 JOHN EGBUNU

SOPHOMORE (R) | C | 6-11 | 255 | BAUCHI, NIGERIA | USF



Overview

- Immediate starter at UF, where he finished third on the team in scoring, first in blocks and second in rebounding.
- Set a Florida record with 75 dunks in 2015-16, including nine in his 27-point outing vs. Kentucky.
- Provides a physical post presence in the middle with the ability to shot-block on the defensive end of the floor.
- Transferred to UF in Summer 2014, following one season at USF.

2016-17 Highlights

- Florida's starting center for the second straight year, looks to make the jump into being a dominant SEC big man.
- Named preseason second-team All-SEC by the coaches.

Season	gp-gs	min/avg	Total		3-Point		F-Throws		Rebounds					Scoring						
			fg-fga	pct	fg-fga	pct	ft-fa	pct	off	def	tot	avg	pf	fo	ast	to	blk	stl	pts	avg
2013-14*	32-31	793/24.8	89-151	.589	0-1	.000	60-110	.545	80	118	198	6.2	92	1	12	55	43	10	238	7.4
2015-16	34-30	857/25.2	149-252	.591	0-0	.000	92-173	.532	92	128	220	6.5	110	6	12	59	48	15	390	11.5
2016-17	16-11	367/22.9	42-93	.452	1-1	1.000	37-70	.529	45	65	110	6.9	42	1	4	25	29	6	122	7.6
TOTAL	50-41	1224/24.5	191-345	.554	1-1	1.000	129-243	.531	137	193	330	6.6	152	7	16	84	77	21	512	10.2
All*	82-72	2017/24.6	280-496	.565	1-2	.500	189-353	.535	217	311	528	6.4	244	8	28	139	120	31	750	9.1

Opponent	Date	gs	min	Total		3-Pointers		Free throws		Rebounds				pf	a	t/o	blk	stl	pts	avg	
				fg-fga	pct	3fg-fga	pct	ft-fa	pct	off	def	tot	avg								
vs FGCU	11/11/16	*	24	6-11	.545	0-0	.000	1-2	.500	5	3	8	8.0	2	0	1	1	0	13	13.0	
vs Mercer	11/13/16	*	22	2-4	.500	0-0	.000	2-2	1.000	4	4	8	8.0	3	0	1	2	1	6	9.5	
vs St. Bonaventure	11/17/16	*	26	2-10	.200	0-0	.000	4-6	.667	5	5	10	8.7	2	1	5	1	0	8	9.0	
vs Belmont	11/21/16	*	20	4-4	1.000	0-0	.000	4-6	.667	3	5	8	8.5	3	1	0	1	2	12	9.8	
vs Seton Hall	11/24/16	*	27	2-8	.250	0-0	.000	4-8	.500	4	6	10	8.8	3	0	1	4	1	8	9.4	
vs Gonzaga	11/25/16	*	28	4-8	.500	0-0	.000	4-5	.800	3	4	7	8.5	1	0	0	4	0	12	9.8	
vs Miami	11/27/16	*	28	3-6	.500	0-0	.000	1-4	.250	1	3	4	7.9	4	0	2	4	0	7	9.4	
at North Florida	12/1/16	*	22	3-5	.600	0-0	.000	1-2	.500	1	4	5	7.5	4	0	1	3	0	7	9.1	
vs Duke	12/6/16	*	29	2-10	.200	0-0	.000	5-10	.500	7	5	12	8.0	2	0	3	3	0	9	9.1	
at Florida State	12/11/16	*	27	2-4	.500	1-1	1.000	3-5	.600	0	5	5	7.7	1	0	1	1	0	8	9.0	
vs Charlotte	12/17/16	dnp	-	-	-	-	-	-	-	-	-	-	-	-	-	-	-	-	-	-	
LITTLE ROCK	12/21/16	dnp	-	-	-	-	-	-	-	-	-	-	-	-	-	-	-	-	-	-	
at Arkansas	12/29/16		16	2-6	.333	0-0	.000	1-2	.500	5	6	11	8.0	5	1	1	1	1	5	8.6	
OLE MISS	1/3/17		23	3-6	.500	0-0	.000	1-2	.500	3	2	5	7.8	0	0	2	0	0	7	8.5	
TENNESSEE	1/7/17		6	1-1	1.000	0-0	.000	0-2	.000	0	0	0	7.2	4	0	3	0	0	2	8.0	
at Alabama	1/10/17		17	3-3	1.000	0-0	.000	0-0	.000	0	2	2	6.8	3	0	2	0	0	6	7.9	
GEORGIA	1/14/17		30	1-4	.250	0-0	.000	3-7	.429	3	8	11	7.1	2	0	2	2	1	5	7.7	
at South Carolina	1/18/17	*	22	2-3	.667	0-0	.000	3-7	.429	1	3	4	6.9	3	1	0	2	0	7	7.6	
Totals			11	367	42-93	.452	1-1	1.000	37-70	.529	45	65	110	6.9	42	4	25	29	6	122	7.6

Games played: 16
 Minutes/game: 22.9
 Points/game: 7.6
 FG Pct: 45.2
 3FG Pct: 100.0
 FT Pct: 52.9

Rebounds/game: 6.9
 Assists/game: 0.3
 Turnovers/game: 1.6
 Assist/turnover ratio: 0.2
 Steals/game: 0.4
 Blocks/game: 1.8

Egbunu Game Highs

Points	Rebounds
2016-17 13, vs. FGCU (11/11/16)	2016-17 12, vs. Duke (12/6/16)
UF/Career 27, vs. Kentucky (3/1/16)	UF 14, vs. Richmond (12/1/15)
	Career 14, 2x, last vs. Richmond (12/1/15)

Field Goals

2016-17 6, vs. FGCU (11/11/16)
UF/Career 12, vs. Kentucky (3/1/16)

Field Goal Attempts

2016-17 11, vs. FGCU (11/11/16)
UF/Career 15, vs. Kentucky (3/1/16)

3-Point Field Goals

2016-17/UF/Career 1, at Florida State (12/11/16)
--

3-Point FG Attempts

2016-17/UF 1, at Florida State (12/11/16)
Career 1, 2x, last at FSU (12/11/16)

Free Throws

2016-17 5, vs. Duke (12/6/16)
UF/Career 8, vs. Mississippi State (1/19/16)

Free Throw Attempts

2016-17 10, vs. Duke (12/6/16)
UF/Career 14, vs. Alabama (2/13/16)

Assists

2016-17 1, 3x, last at Arkansas (12/29/16)
UF 1, 15x, last at Arkansas (12/29/16)
Career 2, vs. Santa Clara (12/23/13)

Steals

2016-17 2, vs. Belmont (11/21/16)
UF 2, 3x, last vs. Belmont (11/21/16)
Career 2, 4x, last vs. Belmont (11/21/16)

Blocked Shots

2016-17 4, 3x, last vs. Miami (11/27/16)
UF/Career 5, at Georgia (2/16/16)

Minutes Played

2016-17 30, vs. Georgia (1/14/17)
UF/Career 36, vs. Ole Miss (2/9/16)

Note: Career highs from 2013-14 took place at USF.

Egbunu vs. Vanderbilt (8.0 ppg, 4.0 rpg)

Opponent	Date	GS	Min	FG	FGA	Pct	3FG	FGA	Pct	FT	FTA	Pct	Off	Def	Tot	PF	FO	A	TO	Blk	Stl	Pts
at Vanderbilt	1/26/16	*	23	1	4	.250	0	0	.000	0	0	.000	1	3	4	5	1	0	2	1	1	2
VANDERBILT	2/23/16	*	25	5	8	.625	0	0	.000	4	8	.500	2	2	4	1	0	0	0	1	1	14
Totals	2 Games	2	48	6	12	.500	0	0	.000	4	8	.500	3	5	8	6	1	0	2	2	2	16

#12 GORJOK GAK

FRESHMAN | F/C | 6-11 | 231 | SYDNEY, AUSTRALIA | VICTORY ROCK PREP

Overview

- An adept passer whose 7-foot-4 wingspan enables him to play above the rim.
- Runs the floor and handles the ball well, enabling him to stretch defenses.
- Rated a three-star prospect by ESPN, Rivals and 247 Sports.
- ESPN.com bottom line: "Gak is a high major power forward that is new to the game but has all the tools to be successful immediately on the college level."

2016-17 Highlights

- Granted a waiver by to compete immediately the day before Florida's first game of the season after previously being ruled ineligible.



Season	gp-gs	min/avg	Total		3-Point		F-Throws		Rebounds				Scoring							
			fg-fga	pct	fg-fga	pct	ft-fga	pct	off	def	tot	avg	pf	fo	ast	to	blk	stl	pts	avg
2016-17	7-0	30/4.3	3-5	.600	0-0	.000	1-2	.500	1	7	8	1.1	9	0	0	3	0	1	7	1.0
TOTAL	7-0	30/4.3	3-5	.600	0-0	.000	1-2	.500	1	7	8	1.1	9	0	0	3	0	1	7	1.0

Opponent	Date	gs	min	Total		3-Pointers		Free throws		Rebounds				pf	a	t/o	blk	stl	pts	avg
				fg-fga	pct	3fg-fga	pct	ft-fga	pct	off	def	tot	avg							
vs FGCU	11/11/16	3	0-0	.000	0-0	.000	0-0	.000	0	0	0	0.0	0	0	0	0	0	0	0	0.0
vs Mercer	11/13/16	3	0-0	.000	0-0	.000	1-2	.500	1	1	2	1.0	1	0	0	0	0	1	0.5	
vs St. Bonaventure	11/17/16	dnp	-	-	-	-	-	-	-	-	-	-	-	-	-	-	-	-	-	
vs Belmont	11/21/16	4	0-0	.000	0-0	.000	0-0	.000	0	2	2	1.3	4	0	1	0	0	0	0.3	
vs Seton Hall	11/24/16	4	0-1	.000	0-0	.000	0-0	.000	0	0	0	1.0	0	0	0	0	0	0	0.3	
vs Gonzaga	11/25/16	dnp	-	-	-	-	-	-	-	-	-	-	-	-	-	-	-	-	-	
vs Miami	11/27/16	dnp	-	-	-	-	-	-	-	-	-	-	-	-	-	-	-	-	-	
at North Florida	12/1/16	4	2-2	1.000	0-0	.000	0-0	.000	0	2	2	1.2	2	0	0	0	0	4	1.0	
vs Duke	12/6/16	dnp	-	-	-	-	-	-	-	-	-	-	-	-	-	-	-	-	-	
at Florida State	12/11/16	dnp	-	-	-	-	-	-	-	-	-	-	-	-	-	-	-	-	-	
vs Charlotte	12/17/16	8	0-1	.000	0-0	.000	0-0	.000	0	2	2	1.3	2	0	2	0	1	0	0.8	
LITTLE ROCK	12/21/16	4	1-1	1.000	0-0	.000	0-0	.000	0	0	0	1.1	0	0	0	0	0	2	1.0	
at Arkansas	12/29/16	dnp	-	-	-	-	-	-	-	-	-	-	-	-	-	-	-	-	-	
OLE MISS	1/3/17	dnp	-	-	-	-	-	-	-	-	-	-	-	-	-	-	-	-	-	
TENNESSEE	1/7/17	dnp	-	-	-	-	-	-	-	-	-	-	-	-	-	-	-	-	-	
at Alabama	1/10/17	dnp	-	-	-	-	-	-	-	-	-	-	-	-	-	-	-	-	-	
GEORGIA	1/14/17	dnp	-	-	-	-	-	-	-	-	-	-	-	-	-	-	-	-	-	
at South Carolina	1/18/17	dnp	-	-	-	-	-	-	-	-	-	-	-	-	-	-	-	-	-	
Totals		0	30	3-5	.600	0-0	.000	1-2	.500	1	7	8	1.1	9	0	3	0	1	7	1.0

Games played: 7
 Minutes/game: 4.3
 Points/game: 1.0
 FG Pct: 60.0
 FT Pct: 50.0

Rebounds/game: 1.1
 Turnovers/game: 0.4
 Steals/game: 0.1

Gak Game Highs

Points

2016-17/Career 4, at North Florida (12/1/16)

Rebounds

2016-17/Career 2, 4x, last vs. Charlotte (12/17/16)

Field Goals

2016-17/Career 2, at North Florida (12/1/16)

Field Goal Attempts

2016-17/Career 2, at North Florida (12/1/16)

3-Point Field Goals

2016-17/Career ---

3-Point FG Attempts

2016-17/Career ---

Free Throws

2016-17/Career 1, vs. Mercer (11/13/16)

Free Throw Attempts

2016-17/Career 2, vs. Mercer (11/13/16)

Assists

2016-17/Career ---

Steals

2016-17/Career 1, vs. Charlotte (12/17/16)

Blocked Shots

2016-17/Career ---

Minutes Played

2016-17/Career 4, 4x, last vs. UALR (12/21/16)

#13 KEVARRIUS HAYES

SOPHOMORE | F/C | 6-9 | 218 | LIVE OAK, FLA. | SUWANE



Overview

- Long and athletic shot-blocker and rebounder, who has a great motor and is an outstanding mover.
- Started six games and scored a season-high 14 points in each of the two final games of the season while starting in place of the injured John Egbunu.
- Drew praise from head coach Mike White throughout his freshman season for his consistent effort and attitude.

2016-17 Highlights

- Projects to fill the backup center spot again, but may also see minutes as a power forward.
- Blocked five shots in 14 minutes in the season opener vs. FGCU.
- Demonstrating the same energy he brought as a freshman, but with added strength and skill.

Season	gp-gs	min/avg	Total		3-Point		F-Throws		Rebounds				Scoring							
			fg-fga	pct	fg-fga	pct	ft-fa	pct	off	def	tot	avg	pf	fo	ast	to	blk	stl	pts	avg
2015-16	35-6	403/11.5	35-50	.700	0-0	.000	28-59	.475	45	47	92	2.6	64	0	7	17	20	11	98	2.8
2016-17	18-7	281/15.6	33-55	.600	0-0	.000	31-48	.646	29	38	67	3.7	36	0	1	6	23	9	97	5.4
TOTAL	53-13	684/12.9	68-105	.648	0-0	.000	59-107	.551	74	85	159	3.0	100	0	8	23	43	20	195	3.7

Opponent	Date	gs	min	Total		3-Pointers		Free throws		Rebounds				pf	a	t/o	blk	stl	pts	avg
				fg-fga	pct	3fg-fga	pct	ft-fa	pct	off	def	tot	avg							
vs FGCU	11/11/16	14	2-2	1.000	0-0	.000	5-5	1.000	1	4	5	5.0	2	1	1	5	0	9	9.0	
vs Mercer	11/13/16	15	2-6	.333	0-0	.000	0-1	.000	2	2	4	4.5	3	0	1	1	0	4	6.5	
vs St. Bonaventure	11/17/16	14	0-3	.000	0-0	.000	3-4	.750	2	1	3	4.0	1	0	0	3	0	3	5.3	
vs Belmont	11/21/16	17	3-5	.600	0-0	.000	1-2	.500	2	2	4	4.0	1	0	0	2	0	7	5.8	
vs Seton Hall	11/24/16	10	0-0	.000	0-0	.000	0-0	.000	0	0	0	3.2	3	0	0	1	1	0	4.6	
vs Gonzaga	11/25/16	12	1-3	.333	0-0	.000	0-1	.000	1	1	2	3.0	3	0	1	0	1	2	4.2	
vs Miami	11/27/16	12	1-1	1.000	0-0	.000	2-2	1.000	0	2	2	2.9	2	0	0	1	0	4	4.1	
at North Florida	12/1/16	14	3-4	.750	0-0	.000	2-3	.667	2	1	3	2.9	2	0	0	0	0	8	4.6	
vs Duke	12/6/16	11	1-1	1.000	0-0	.000	0-0	.000	1	1	2	2.8	1	0	1	2	1	2	4.3	
at Florida State	12/11/16	13	1-3	.333	0-0	.000	2-4	.500	3	4	7	3.2	3	0	1	0	0	4	4.3	
vs Charlotte	12/17/16	* 21	3-5	.600	0-0	.000	3-4	.750	2	3	5	3.4	1	0	0	0	1	9	4.7	
LITTLE ROCK	12/21/16	* 25	5-5	1.000	0-0	.000	2-3	.667	3	5	8	3.8	1	0	0	1	2	12	5.3	
at Arkansas	12/29/16	* 22	4-5	.800	0-0	.000	2-5	.400	4	2	6	3.9	4	0	1	1	1	10	5.7	
OLE MISS	1/3/17	* 17	1-2	.500	0-0	.000	2-4	.500	3	2	5	4.0	0	0	0	1	1	4	5.6	
TENNESSEE	1/7/17	* 15	1-2	.500	0-0	.000	1-1	1.000	1	1	2	3.9	4	0	0	2	0	3	5.4	
at Alabama	1/10/17	* 22	2-3	.667	0-0	.000	4-7	.571	0	4	4	3.9	3	0	0	2	0	8	5.6	
GEORGIA	1/14/17	* 12	1-2	.500	0-0	.000	0-0	.000	1	2	3	3.8	1	0	0	0	0	2	5.4	
at South Carolina	1/18/17	15	2-3	.667	0-0	.000	2-2	1.000	1	1	2	3.7	1	0	0	1	1	6	5.4	
Totals		7	281	33-55	.600	0-0	.000	31-48	.646	29	38	67	3.7	36	1	6	23	9	97	5.4

Games played: 18
 Minutes/game: 15.6
 Points/game: 5.4
 FG Pct: 60.0
 FT Pct: 64.6

Rebounds/game: 3.7
 Assists/game: 0.1
 Turnovers/game: 0.3
 Assist/turnover ratio: 0.2
 Steals/game: 0.5
 Blocks/game: 1.3

Hayes Game Highs

Points	
2016-17	12, vs. Little Rock (12/21/16)
Career	14, 2x, last at GW (3/23/16)
Rebounds	
2016-17/Career	8, vs. Little Rock (12/21/16)
Field Goals	
2016-17	5, vs. Little Rock (12/21/16)
Career	6, at G. Washington (3/23/16)
Field Goal Attempts	
2016-17	6, 2x, last vs. Belmont (11/21/16)
Career	7, at G. Washington (3/23/16)
3-Point Field Goals	
2016-17/Career	---
3-Point FG Attempts	
2016-17/Career	---
Free Throws	
2016-17/Career	5, vs. FGCU (11/11/16)
Free Throw Attempts	
2016-17/Career	7, at Alabama (1/10/17)
Assists	
2016-17	1, vs. FGCU (11/11/16)
Career	2, at UNF (3/15/16)
Steals	
2016-17	2, vs. Little Rock (12/21/16)
Career	2, 3x, last vs. UALR (12/21/16)
Blocked Shots	
2016-17/Career	5, vs. FGCU (11/11/16)
Minutes Played	
2016-17	25, vs. Little Rock (12/21/16)
Career	34, at G. Washington (3/23/16)

Hayes vs. Vanderbilt (0.0 ppg, 3.0 rpg)

Opponent	Date	GS	Min	FG	FGA	Pct	3FG	FGA	Pct	FT	FTA	Pct	Off	Def	Tot	PF	FO	A	TO	Blk	Stl	Pts
at Vanderbilt	1/26/16		13	0	3	.000	0	0	.000	0	0	.000	3	2	5	3	0	0	0	1	0	0
VANDERBILT	2/23/16		5	0	0	.000	0	0	.000	0	0	.000	0	1	1	2	0	0	0	0	0	0
Totals	2 Games	0	18	0	3	.000	0	0	.000	0	0	.000	3	3	6	5	0	0	0	1	0	0

#2 ERIC HESTER

FRESHMAN | G | 6-3 | 167 | CLEARWATER, FLA. | OLDSMAR CHRISTIAN



Overview

- The first high school players to commit to UF under head coach Mike White.
- A long guard who boasts a 6-foot-10 wingspan and the motor to be an elite defender.
- Named a top-100 player in USA Today's composite rankings.
- Rated a four-star prospect by Rivals and 247 Sports and a three-star recruit by ESPN and Scout.

2016-17 Highlights

- Combo guard who will look to get minutes in the Gators' deep and experienced backcourt.

Season	gp-gs	min/avg	Total		3-Point		F-Throws		Rebounds				Scoring							
			fg-fga	pct	fg-fga	pct	ft-fa	pct	off	def	tot	avg	pf	fo	ast	to	blk	stl	pts	avg
2016-17	10-0	50/5.0	5-10	.500	3-8	.375	1-2	.500	0	2	2	0.2	7	0	2	2	0	3	14	1.4
TOTAL	10-0	50/5.0	5-10	.500	3-8	.375	1-2	.500	0	2	2	0.2	7	0	2	2	0	3	14	1.4

Opponent	Date	gs	min	Total		3-Pointers		Free throws		Rebounds				pf	a	t/o	blk	stl	pts	avg
				fg-fga	pct	3fg-fga	pct	ft-fa	pct	off	def	tot	avg							
vs FGCU	11/11/16	2	0-1	.000	0-1	.000	0-0	.000	0	1	1	1.0	0	0	0	0	1	0	0.0	
vs Mercer	11/13/16	3	0-1	.000	0-1	.000	1-2	.500	0	0	0	0.5	0	0	0	0	1	0.5		
vs St. Bonaventure	11/17/16	dnp	-	-	-	-	-	-	-	-	-	-	-	-	-	-	-	-		
vs Belmont	11/21/16	3	0-1	.000	0-1	.000	0-0	.000	0	0	0	0.3	1	0	1	0	1	0.3		
vs Seton Hall	11/24/16	dnp	-	-	-	-	-	-	-	-	-	-	-	-	-	-	-	-		
vs Gonzaga	11/25/16	dnp	-	-	-	-	-	-	-	-	-	-	-	-	-	-	-	-		
vs Miami	11/27/16	3	0-0	.000	0-0	.000	0-0	.000	0	0	0	0.3	0	0	0	0	0	0.3		
at North Florida	12/1/16	11	1-1	1.000	1-1	1.000	0-0	.000	0	0	0	0.2	2	1	0	0	3	0.8		
vs Duke	12/6/16	dnp	-	-	-	-	-	-	-	-	-	-	-	-	-	-	-	-		
at Florida State	12/11/16	2	0-0	.000	0-0	.000	0-0	.000	0	0	0	0.2	0	0	0	0	0	0.7		
vs Charlotte	12/17/16	14	3-5	.600	1-3	.333	0-0	.000	0	0	0	0.1	3	1	1	0	7	1.6		
LITTLE ROCK	12/21/16	8	1-1	1.000	1-1	1.000	0-0	.000	0	1	1	0.3	1	0	0	0	3	1.8		
at Arkansas	12/29/16	dnp	-	-	-	-	-	-	-	-	-	-	-	-	-	-	-	-		
OLE MISS	1/3/17	dnp	-	-	-	-	-	-	-	-	-	-	-	-	-	-	-	-		
TENNESSEE	1/7/17	dnp	-	-	-	-	-	-	-	-	-	-	-	-	-	-	-	-		
at Alabama	1/10/17	dnp	-	-	-	-	-	-	-	-	-	-	-	-	-	-	-	-		
GEORGIA	1/14/17	3	0-0	.000	0-0	.000	0-0	.000	0	0	0	0.2	0	0	0	0	0	1.6		
at South Carolina	1/18/17	1	0-0	.000	0-0	.000	0-0	.000	0	0	0	0.2	0	0	0	0	0	1.4		
Totals		0	50	5-10	.500	3-8	.375	1-2	.500	0	2	2	0.2	7	2	2	0	3	14	1.4

Games played: 10
 Minutes/game: 5.0
 Points/game: 1.4
 FG Pct: 50.0
 3FG Pct: 37.5
 FT Pct: 50.0

Rebounds/game: 0.2
 Assists/game: 0.2
 Turnovers/game: 0.2
 Assist/turnover ratio: 1.0
 Steals/game: 0.3

Hester Game Highs

Points	2016-17/Career 7, vs. Charlotte (12/17/16)
Rebounds	2016-17/Career 1, 2x, last vs. UALR (12/21/16)
Field Goals	2016-17/Career 3, vs. Charlotte (12/17/16)
Field Goal Attempts	2016-17/Career 5, vs. Charlotte (12/17/16)
3-Point Field Goals	2016-17/Career 1, 3x, last vs. UALR (12/21/16)
3-Point FG Attempts	2016-17/Career 3, vs. Charlotte (12/17/16)
Free Throws	2016-17/Career 1, vs. Mercer (11/13/16)
Free Throw Attempts	2016-17/Career 2, vs. Mercer (11/13/16)
Assists	2016-17/Career 1, 2x, last vs. Charlotte (12/17/16)
Steals	2016-17/Career 1, 3x, last vs. Charlotte (12/17/16)
Blocked Shots	2016-17/Career ---
Minutes Played	2016-17/Career 14, vs. Charlotte (12/17/16)

#0 KASEY HILL


JUNIOR | G | 6-1 | 180 | UMATILLA, FLA. | MONTVERDE ACADEMY

Overview

- Has three career 10-assist games and three games with at least eight assists and one turnover or fewer.
- Has the potential to move into the top five all-time on UF's career assists list.
- Especially dangerous in transition and open-floor situations, Hill is an outstanding athlete with the ability to play above the rim.
- 2013 McDonald's All-American.

2016-17 Highlights

- The lone four-year senior on the team, Hill projects to tag-team point guard duties with Chris Chiozza.
- Posted his first career double-double with 11 points and 11 assists vs. Little Rock.
- Became the first Gator since Nick Calathes (3/21/08 vs. Creighton) to post 5+ points, rebounds, assists and steals in a game with 8 points, 5 rebounds, 5 assists and a career-best six steals vs. Ole Miss.



Season	gp-gs	min/avg	Total		3-Point		F-Throws		Rebounds					Scoring						
			fg-fga	pct	fg-fga	pct	ft-fa	pct	off	def	tot	avg	pf	fo	ast	to	blk	stl	pts	avg
2013-14	32-8	703/22.0	57-140	.407	5-35	.143	57-86	.663	9	54	63	2.0	67	2	100	50	5	37	176	5.5
2014-15	33-32	1000/30.3	89-235	.379	8-29	.276	50-95	.526	13	64	77	2.3	66	1	149	72	8	32	236	7.2
2015-16	36-17	858/23.8	118-302	.391	19-64	.297	71-132	.538	12	74	86	2.4	87	2	120	72	11	53	326	9.1
2016-17	18-18	523/29.1	62-145	.428	4-21	.190	44-68	.647	10	40	50	2.8	39	2	85	53	3	36	172	9.6
TOTAL	119-75	3084/25.9	326-822	.397	36-149	.242	222-381	.583	44	232	276	2.3	259	7	454	247	27	158	910	7.6

Opponent	Date	gs	min	Total		3-Pointers		Free throws		Rebounds				pf	a	t/o	blk	stl	pts	avg	
				fg-fga	pct	3fg-fga	pct	ft-fa	pct	off	def	tot	avg								
vs FGCU	11/11/16	*	30	4-5	.800	0-0	.000	3-4	.750	0	3	3	3.0	1	4	1	0	2	11	11.0	
vs Mercer	11/13/16	*	26	1-6	.167	0-4	.000	4-6	.667	0	3	3	3.0	2	2	0	0	6	8.5		
vs St. Bonaventure	11/17/16	*	32	1-5	.200	0-0	.000	2-4	.500	1	1	2	2.7	1	4	5	0	4	7.0		
vs Belmont	11/21/16	*	25	2-11	.182	1-3	.333	0-0	.000	0	1	1	2.3	3	5	1	0	3	6.5		
vs Seton Hall	11/24/16	*	23	3-6	.500	0-1	.000	0-0	.000	1	1	2	2.2	5	2	5	1	0	6.4		
vs Gonzaga	11/25/16	*	32	1-4	.250	0-0	.000	6-6	1.000	1	3	4	2.5	3	7	2	1	2	8.7		
vs Miami	11/27/16	*	31	4-7	.571	0-0	.000	8-10	.800	0	2	2	2.4	1	3	1	0	2	16.0		
at North Florida	12/1/16	*	20	2-5	.400	0-1	.000	1-1	1.000	0	2	2	2.4	2	5	4	0	2	5.7		
vs Duke	12/6/16	*	34	4-11	.364	0-0	.000	5-7	.714	2	5	7	2.9	4	6	2	1	0	13.8		
at Florida State	12/11/16	*	36	10-15	.667	1-2	.500	0-0	.000	0	3	3	2.9	2	3	5	0	2	21.9		
vs Charlotte	12/17/16	*	20	3-10	.300	0-2	.000	0-1	.000	2	2	4	3.0	1	5	2	0	2	6.9		
LITTLE ROCK	12/21/16	*	27	5-7	.714	1-3	.333	0-1	.000	1	1	2	2.9	1	11	4	0	3	11.9		
at Arkansas	12/29/16	*	33	4-12	.333	0-0	.000	2-5	.400	0	2	2	2.8	1	6	4	0	1	10.9		
OLE MISS	1/3/17	*	31	4-9	.444	0-1	.000	0-4	.000	1	4	5	3.0	2	5	5	0	6	9.3		
TENNESSEE	1/7/17	*	29	3-6	.500	1-1	1.000	0-0	.000	0	2	2	2.9	3	7	2	0	1	7.9		
at Alabama	1/10/17	*	35	4-10	.400	0-1	.000	5-6	.833	1	4	5	3.1	0	4	3	0	5	13.9		
GEORGIA	1/14/17	*	33	2-8	.250	0-2	.000	7-10	.700	0	0	0	2.9	2	4	2	0	1	11.9		
at South Carolina	1/18/17	*	26	5-8	.625	0-0	.000	1-3	.333	0	1	1	2.8	5	2	3	0	4	11.9		
Totals			18	523	62-145	.428	4-21	.190	44-68	.647	10	40	50	2.8	39	85	53	3	36	172	9.6

Games played: 18
 Minutes/game: 29.1
 Points/game: 9.6
 FG Pct: 42.8
 3FG Pct: 19.0
 FT Pct: 64.7

Rebounds/game: 2.8
 Assists/game: 4.7
 Turnovers/game: 2.9
 Assist/turnover ratio: 1.6
 Steals/game: 2.0
 Blocks/game: 0.2

Hill Game Highs

Points	2016-17/Career	21, at Florida State (12/11/16)
Rebounds	2016-17	7, vs. Duke (12/6/16)
	Career	8, vs. Arkansas (1/31/15)
Field Goals	2016-17/Career	10, at Florida State (12/11/16)
Field Goal Attempts	2016-17	15, at Florida State (12/11/16)
	Career	18, at G. Washington (3/23/16)
3-Point Field Goals	2016-17	1, 3x, last vs. Tennessee (1/7/17)
	Career	2, 5x, last at UNF (3/15/16)
3-Point FG Attempts	2016-17	4, vs. Mercer (11/13/16)
	Career	5, 2x, last at Missouri (3/5/16)
Free Throws	2016-17	8, vs. Miami (11/27/16)
	Career	10, vs. UNC (11/28/14)
Free Throw Attempts	2016-17	10, 2x, last vs. Georgia (1/14/17)
	Career	16, vs. Georgia (1/2/16)
Assists	2016-17/Career	11, vs. Little Rock (12/21/16)
Steals	2016-17/Career	6, vs. Ole Miss (1/3/17)
Blocked Shots	2016-17	1, 3x, last vs. Duke (12/6/16)
	Career	2, 2x, last vs. Arkansas (2/3/16)
Minutes Played	2016-17	36, at Florida State (12/11/16)
	Career	37, 3x, last at LSU (2/21/15)

Hill vs. Vanderbilt (8.0 ppg, 2.8 apg)

Opponent	Date	GS	Min	FG	FGA	Pct	3FG	FGA	Pct	FT	FTA	Pct	Off	Def	Tot	PF	FO	A	TO	Blk	Stl	Pts
at Vanderbilt	2/3/15	*	20	2	7	.286	0	1	.000	1	2	.500	1	1	2	3	0	1	1	0	0	5
VANDERBILT	2/18/15	*	30	1	5	.200	0	2	.000	1	4	.250	0	1	1	1	0	5	5	0	0	3
at Vanderbilt	1/26/16	*	28	7	17	.412	2	5	.400	0	0	.000	1	0	1	3	0	0	2	1	1	16
VANDERBILT	2/23/16	*	23	3	5	.600	0	1	.000	2	2	1.000	0	3	3	2	0	5	3	0	1	8
Totals	4 Games	3	101	13	34	.382	2	9	.222	4	8	.500	2	5	7	9	0	11	11	1	2	32

#23 JUSTIN LEON

SENIOR | F | 6-8 | 206 | CONWAY, ARK. | SHAWNEE (ILL.) C.C.



Overview

- Moved into the starting lineup at the beginning of SEC play due to his max-effort style of play, ultimately starting 11 games in his first season at UF.
- Had a monster game against LSU, scoring 14 points and grabbing a team-high nine rebounds. Leon also spent most of the game guarding Ben Simmons.
- The first Mike White recruit to suit up for the Gators.

2016-17 Highlights

- Has the potential to play minutes at the 3 and the 4 this season after playing mostly 3 last season as Dorian Finney-Smith dominated minutes at the 4.
- Led UF and posted a career best with 17 points in the win vs. Mercer, including matching his career high with three 3-pointers.

Season	gp-gs	min/avg	Total		3-Point		F-Throws		Rebounds				Scoring							
			fg-fga	pct	fg-fga	pct	ft-fa	pct	off	def	tot	avg	pf	fo	ast	to	blk	stl	pts	avg
2015-16	34-11	507/14.9	72-146	.493	25-67	.373	12-26	.462	46	61	107	3.1	52	0	11	21	5	10	181	5.3
2016-17	18-18	363/20.2	39-89	.438	20-50	.400	16-21	.762	22	33	55	3.1	39	0	6	9	3	8	114	6.3
TOTAL	52-29	870/16.7	111-235	.472	45-117	.385	28-47	.596	68	94	162	3.1	91	0	17	30	8	18	295	5.7

Opponent	Date	gs	min	Total		3-Pointers		Free throws		Rebounds				pf	a	t/o	blk	stl	pts	avg	
				fg-fga	pct	3fg-fga	pct	ft-fa	pct	off	def	tot	avg								
vs FGCU	11/11/16	*	19	3-8	.375	2-3	.667	0-0	.000	0	3	3	3.0	3	0	1	0	1	8	8.0	
vs Mercer	11/13/16	*	24	6-10	.600	3-5	.600	2-2	1.000	3	2	5	4.0	1	1	1	0	1	17	12.5	
vs St. Bonaventure	11/17/16	*	29	2-5	.400	2-5	.400	0-2	.000	1	2	3	3.7	3	0	1	1	1	6	10.3	
vs Belmont	11/21/16	*	20	0-1	.000	0-0	.000	0-0	.000	2	3	5	4.0	3	1	0	0	0	7.8		
vs Seton Hall	11/24/16	*	29	3-6	.500	1-3	.333	0-1	.000	4	3	7	4.6	2	0	2	0	0	7.6		
vs Gonzaga	11/25/16	*	20	2-4	.500	1-3	.333	0-0	.000	3	1	4	4.5	2	0	0	0	0	5	7.2	
vs Miami	11/27/16	*	9	2-2	1.000	0-0	.000	0-0	.000	0	2	2	4.1	4	0	1	0	0	4	6.7	
at North Florida	12/1/16	*	17	3-6	.500	3-5	.600	4-4	1.000	1	0	1	3.8	1	0	0	0	0	13	7.5	
vs Duke	12/6/16	*	23	3-4	.750	1-2	.500	0-0	.000	1	2	3	3.7	3	1	0	0	0	7	7.4	
at Florida State	12/11/16	*	21	3-3	1.000	1-1	1.000	0-2	.000	0	1	1	3.4	1	1	0	0	1	7	7.4	
vs Charlotte	12/17/16	*	18	1-3	.333	0-1	.000	2-2	1.000	2	4	6	3.6	2	1	0	0	0	4	7.1	
LITTLE ROCK	12/21/16	*	21	0-4	.000	0-3	.000	0-0	.000	0	0	0	3.3	2	0	1	1	1	0	6.5	
at Arkansas	12/29/16	*	25	2-5	.400	2-4	.500	0-0	.000	2	2	4	3.4	0	0	1	1	1	6	6.5	
OLE MISS	1/3/17	*	18	2-8	.250	1-5	.200	0-0	.000	0	1	1	3.2	2	0	0	0	0	5	6.4	
TENNESSEE	1/7/17	*	33	5-6	.833	3-4	.750	6-6	1.000	2	4	6	3.4	1	0	0	0	2	19	7.2	
at Alabama	1/10/17	*	13	1-5	.200	0-2	.000	2-2	1.000	0	0	0	3.2	2	0	0	0	0	4	7.0	
GEORGIA	1/14/17	*	13	1-5	.200	0-2	.000	0-0	.000	0	1	1	3.1	3	0	1	0	0	2	6.7	
at South Carolina	1/18/17	*	11	0-4	.000	0-2	.000	0-0	.000	1	2	3	3.1	4	1	0	0	0	0	6.3	
Totals			18	363	39-89	.438	20-50	.400	16-21	.762	22	33	55	3.1	39	6	9	3	8	114	6.3

Games played: 18
 Minutes/game: 20.2
 Points/game: 6.3
 FG Pct: 43.8
 3FG Pct: 40.0
 FT Pct: 76.2

Rebounds/game: 3.1
 Assists/game: 0.3
 Turnovers/game: 0.5
 Assist/turnover ratio: 0.7
 Steals/game: 0.4
 Blocks/game: 0.2

Leon Game Highs

Points	2016-17/Career	19, vs. Tennessee (1/7/17)
Rebounds	2016-17	7, vs. Seton Hall (11/24/16)
	Career	9, vs. LSU (1/9/16)
Field Goals	2016-17	6, vs. Mercer (11/13/16)
	Career	7, at Texas A&M (1/12/16)
Field Goal Attempts	2016-17	10, vs. Mercer (11/13/16)
	Career	11, vs. Alabama (2/13/16)
3-Point Field Goals	2016-17	3, 3x, last vs. Tennessee (1/7/17)
	Career	3, 5x, last vs. Tennessee (1/7/17)
3-Point FG Attempts	2016-17	5, 4x, last vs. Ole Miss (1/3/17)
	Career	5, 7x, last vs. Ole Miss (1/3/17)
Free Throws	2016-17/Career	6, vs. Tennessee (1/7/17)
Free Throw Attempts	2016-17/Career	6, vs. Tennessee (1/7/17)
Assists	2016-17	1, 6x, last at So. Carolina (1/18/17)
	Career	3, 2x, last at UNF (3/15/16)
Steals	2016-17/Career	2, vs. Tennessee (1/7/17)
Blocked Shots	2016-17	1, 3x, last at Arkansas (12/29/16)
	Career	1, 6x, last at Arkansas (12/29/16)
Minutes Played	2016-17/Career	33, vs. Tennessee (1/7/17)

Leon vs. Vanderbilt (8.0 ppg, 2.5 rpg)

Opponent	Date	GS	Min	FG	FGA	Pct	3FG	FGA	Pct	FT	FTA	Pct	Off	Def	Tot	PF	FO	A	TO	Blk	Stl	Pts
at Vanderbilt	1/26/16	*	3	0	2	.000	0	0	.000	1	2	.500	0	0	0	0	0	0	0	0	0	1
VANDERBILT	2/23/16		21	6	9	.667	1	2	.500	2	3	.667	3	2	5	2	0	1	0	1	0	15
Totals	2 Games	1	24	6	11	.545	1	2	.500	3	5	.600	3	2	5	2	0	1	0	1	0	16

#1 DEVIN ROBINSON

JUNIOR | F | 6-8 | 200 | CHESTERFIELD, VA. | CHRISTCHURCH SCHOOL

Overview

- Noted by head coach Mike White as one of the Gators' most improved players of 2015-16 with plenty of room for further growth.
- Has shown flashes of the ability to be a standout SEC player, but looks to add consistency.
- Named to the 2015 SEC All-Freshman team.
- Robinson brings length to the wing, with the ability to put the ball on the floor or pull up for a 3-pointer.
- Playmaker who can cause matchup problems at the 3 position due to his size and at the 4 due to his athleticism.

2016-17 Highlights

- Looks to take more leadership and develop consistency as one of the top-performing upperclassmen on the team.
- Talled a team-high 21 points in the opening of Exactech Arena on 7-for-11 shooting, including 4-for-5 from 3-point range.
- Scored the Gators' first nine points of the game en route to a career-best 18 as Florida came up just short against 11th-ranked Gonzaga.



Season	gp-gs	min/avg	Total		3-Point		F-Throws		Rebounds				Scoring							
			fg-fga	pct	fg-fga	pct	ft-fa	pct	off	def	tot	avg	pf	fo	ast	to	blk	stl	pts	avg
2014-15	33-17	628/19.0	78-194	.402	21-82	.256	35-55	.636	27	65	92	2.8	57	2	23	31	13	17	212	6.4
2015-16	36-18	832/23.1	114-249	.458	36-106	.340	59-78	.756	61	140	201	5.6	87	3	17	29	21	18	323	9.0
2016-17	18-18	450/25.0	70-141	.496	13-43	.302	49-63	.778	30	67	97	5.4	38	2	12	20	12	18	202	11.2
TOTAL	87-53	1910/22.0	262-584	.449	70-231	.303	143-196	.730	118	272	390	4.5	182	7	52	80	46	53	737	8.5

Opponent	Date	gs	min	Total		3-Pointers		Free throws		Rebounds				pf	a	t/o	blk	stl	pts	avg	
				fg-fga	pct	3fg-fga	pct	ft-fa	pct	off	def	tot	avg								
vs FGCU	11/11/16	*	24	4-7	.571	2-2	1.000	4-4	1.000	2	4	6	6.0	2	0	1	2	3	14	14.0	
vs Mercer	11/13/16	*	32	4-9	.444	1-3	.333	3-3	1.000	4	5	9	7.5	2	1	2	0	2	12	13.0	
vs St. Bonaventure	11/17/16	*	25	6-6	1.000	1-1	1.000	1-3	.333	4	3	7	7.3	3	1	1	0	1	14	13.3	
vs Belmont	11/21/16	*	26	4-9	.444	1-5	.200	2-2	1.000	0	4	4	6.5	2	2	2	0	0	11	12.8	
vs Seton Hall	11/24/16	*	11	2-2	1.000	0-0	.000	1-1	1.000	0	3	3	5.8	5	1	0	0	0	5	11.2	
vs Gonzaga	11/25/16	*	34	6-13	.462	0-3	.000	6-6	1.000	1	4	5	5.7	0	0	0	1	1	18	12.3	
vs Miami	11/27/16	*	30	5-9	.556	0-2	.000	0-0	.000	1	4	5	5.6	0	1	1	3	2	10	12.0	
at North Florida	12/1/16	*	21	3-7	.429	0-2	.000	4-7	.571	1	5	6	5.6	0	0	2	0	0	10	11.8	
vs Duke	12/6/16	*	31	3-7	.429	1-1	1.000	4-4	1.000	2	2	4	5.4	3	1	0	1	2	11	11.7	
at Florida State	12/11/16	*	16	2-5	.400	0-1	.000	4-5	.800	2	3	5	5.4	5	0	0	0	1	8	11.3	
vs Charlotte	12/17/16	*	20	5-6	.833	1-1	1.000	4-6	.667	3	6	9	5.7	2	1	0	0	1	15	11.6	
LITTLE ROCK	12/21/16	*	26	7-11	.636	4-5	.800	3-4	.750	2	5	7	5.8	1	2	1	0	0	21	12.4	
at Arkansas	12/29/16	*	31	6-11	.545	0-5	.000	5-7	.714	1	6	7	5.9	3	0	1	3	1	17	12.8	
OLE MISS	1/3/17	*	30	3-8	.375	1-3	.333	4-4	1.000	0	0	0	5.5	4	0	0	0	1	11	12.6	
TENNESSEE	1/7/17	*	14	2-7	.286	0-2	.000	0-0	.000	1	1	2	5.3	0	0	4	0	0	4	12.1	
at Alabama	1/10/17	*	29	3-8	.375	0-2	.000	2-3	.667	1	5	6	5.3	3	0	1	1	2	8	11.8	
GEORGIA	1/14/17	*	19	1-5	.200	1-3	.333	2-2	1.000	0	2	2	5.1	2	2	2	0	0	5	11.4	
at South Carolina	1/18/17	*	31	4-11	.364	0-2	.000	0-2	.000	5	5	10	5.4	1	0	2	1	1	8	11.2	
Totals			18	450	70-141	.496	13-43	.302	49-63	.778	30	67	97	5.4	38	12	20	12	18	202	11.2

Games played: 18
 Minutes/game: 25.0
 Points/game: 11.2
 FG Pct: 49.6
 3FG Pct: 30.2
 FT Pct: 77.8

Rebounds/game: 5.4
 Assists/game: 0.7
 Turnovers/game: 1.1
 Assist/turnover ratio: 0.6
 Steals/game: 1.0
 Blocks/game: 0.7

Robinson Game Highs

Points	
2016-17/Career	21, vs. Little Rock (12/21/16)
Rebounds	
2016-17	10, at South Carolina (1/18/17)
Career	13, vs. Richmond (12/1/15)
Field Goals	
2016-17/Career	7, vs. Little Rock (12/21/16)
Field Goal Attempts	
2016-17	13, vs. Gonzaga (11/25/16)
Career	13, 2x, last vs. Gonzaga (11/25/16)
3-Point Field Goals	
2016-17	4, vs. Little Rock (12/21/16)
Career	4, 2x, last vs. UALR (12/21/16)
3-Point Attempts	
2016-17	5, 3x, last at Arkansas (12/29/16)
Career	6, 3x, last at S. Carolina (2/20/16)
Free Throws	
2016-17/Career	6, vs. Gonzaga (11/25/16)
Free Throw Attempts	
2016-17/Career	7, 2x, last at Arkansas (12/29/16)
Assists	
2016-17	2, 3x, last vs. Georgia (1/14/17)
Career	3, 4x, last at Ohio State (3/20/16)
Steals	
2016-17	3, vs. FGCU (11/11/16)
Career	4, at LSU (2/27/16)
Blocked Shots	
2016-17	3, 2x, last at Arkansas (12/29/16)
Career	3, 3x, last at Arkansas (12/29/16)
Minutes Played	
2016-17	34, vs. Gonzaga (11/25/16)
Career	40, at South Carolina (2/20/16)

Robinson vs. Vanderbilt (6.3 ppg, 2.5 rpg)

Opponent	Date	GS	Min	FG	FGA	Pct	3FG	FGA	Pct	FT	FTA	Pct	Off	Def	Tot	PF	FO	A	TO	Blk	Stl	Pts
at Vanderbilt	2/3/15		13	1	6	.167	0	0	.000	0	2	.000	0	1	1	1	0	0	0	0	0	2
VANDERBILT	2/18/15	*	21	5	10	.500	0	1	.000	2	3	.667	2	4	6	2	0	0	1	0	0	12
at Vanderbilt	1/26/16		13	0	3	.000	0	1	.000	0	0	.000	2	1	3	3	0	0	0	0	0	0
VANDERBILT	2/23/16	*	22	4	5	.800	1	1	1.000	2	2	1.000	0	0	0	4	0	0	2	2	0	11
Totals	4 Games	2	69	10	24	.417	1	3	.333	4	7	.571	4	6	10	10	0	0	3	2	0	25

#25 KEITH STONE

FRESHMAN (R) | F | 6-8 | 240 | DEERFIELD BEACH, FLA. | ZION LUTHERAN



Overview

- Strong wing player with the size and strength to compete on the interior.
- Rated a four-star prospect by ESPN and a three-star by Rivals.
- ESPN.com bottom line: "Stone is a combination forward that is a tough cover. He can make plays from almost anywhere inside the arc. Stone is just scratching the surface of how good he can become. When Stone is locked in and competing he has a high major game to go along with his terrific scoring package."

2016-17 Highlights

- Scored a career-high 17 points in the overtime win vs. Georgia, including a critical 3-pointer early in the extra session that put the Gators ahead for good.
- Broke out in a major way in the win against Miami, coming off the bench for 15 points and eight rebounds.
- Led the Gators with 14 points in the road win at Alabama, including a 3-for-3 night beyond the arc.

Season	gp-gs	min/avg	Total		3-Point		F-Throws		Rebounds					Scoring						
			fg-fga	pct	fg-fga	pct	ft-fa	pct	off	def	tot	avg	pf	fo	ast	to	blk	stl	pts	avg
2016-17	18-0	252/14.0	30-64	.469	12-28	.429	19-29	.655	14	23	37	2.1	23	0	11	11	6	8	91	5.1
TOTAL	18-0	252/14.0	30-64	.469	12-28	.429	19-29	.655	14	23	37	2.1	23	0	11	11	6	8	91	5.1

Opponent	Date	gs	min	Total		3-Pointers		Free throws		Rebounds					pf	a	t/o	blk	stl	pts	avg
				fg-fga	pct	3fg-fga	pct	ft-fa	pct	off	def	tot	avg								
vs FGCU	11/11/16	8	0-3	.000	0-1	.000	0-0	.000	1	1	2	2.0	1	0	1	1	0	0	0	0	0.0
vs Mercer	11/13/16	11	0-3	.000	0-1	.000	2-2	1.000	1	2	3	2.5	1	3	1	0	0	0	2	1.0	
vs St. Bonaventure	11/17/16	2	0-1	.000	0-0	.000	0-0	.000	0	0	0	1.7	0	0	0	0	0	0	0	0.7	
vs Belmont	11/21/16	16	2-4	.500	0-1	.000	0-0	.000	0	1	1	1.5	1	2	0	1	0	4	1.5		
vs Seton Hall	11/24/16	6	0-2	.000	0-2	.000	0-0	.000	0	0	0	1.2	1	0	0	0	0	0	1.2		
vs Gonzaga	11/25/16	4	0-2	.000	0-1	.000	0-0	.000	0	0	0	1.0	0	0	1	0	0	0	1.0		
vs Miami	11/27/16	25	5-8	.625	2-2	1.000	3-4	.750	4	4	8	2.0	1	0	1	1	1	15	3.0		
at North Florida	12/1/16	17	2-2	1.000	1-1	1.000	3-4	.750	1	0	1	1.9	1	1	2	0	0	8	3.6		
vs Duke	12/6/16	12	1-5	.200	1-2	.500	0-0	.000	0	1	1	1.8	1	0	1	0	1	3	3.6		
at Florida State	12/11/16	17	1-2	.500	0-1	.000	0-0	.000	1	2	3	1.9	2	0	0	0	0	2	3.4		
vs Charlotte	12/17/16	19	4-5	.800	0-0	.000	2-2	1.000	2	2	4	2.1	1	0	1	2	0	10	4.0		
LITTLE ROCK	12/21/16	18	2-2	1.000	1-1	1.000	0-0	.000	0	2	2	2.1	2	0	2	0	1	5	4.1		
at Arkansas	12/29/16	10	2-3	.667	1-2	.500	0-0	.000	0	0	0	1.9	0	0	0	0	0	5	4.2		
OLE MISS	1/3/17	7	0-1	.000	0-1	.000	0-0	.000	1	0	1	1.9	1	1	0	0	0	0	3.9		
TENNESSEE	1/7/17	13	2-6	.333	0-2	.000	1-2	.500	1	0	1	1.8	1	1	0	0	0	5	3.9		
at Alabama	1/10/17	16	4-6	.667	3-3	1.000	3-5	.600	1	1	2	1.8	3	2	0	0	1	14	4.6		
GEORGIA	1/14/17	28	5-6	.833	3-4	.750	4-5	.800	0	2	2	1.8	2	1	1	1	3	17	5.3		
at South Carolina	1/18/17	23	0-3	.000	0-3	.000	1-5	.200	1	5	6	2.1	4	0	0	0	1	1	5.1		
Totals		0	252	30-64	.469	12-28	.429	19-29	.655	14	23	37	2.1	23	11	11	6	8	91	5.1	

Games played: 18
 Minutes/game: 14.0
 Points/game: 5.1
 FG Pct: 46.9
 3FG Pct: 42.9
 FT Pct: 65.5

Rebounds/game: 2.1
 Assists/game: 0.6
 Turnovers/game: 0.6
 Assist/turnover ratio: 1.0
 Steals/game: 0.4
 Blocks/game: 0.3

Stone Game Highs

Points	2016-17/Career 17, vs. Georgia (1/14/17)
Rebounds	2016-17/Career 8, vs. Miami (11/27/16)
Field Goals	2016-17/Career 5, 2x, last vs. Georgia (1/14/17)
Field Goal Attempts	2016-17/Career 8, vs. Miami (11/27/16)
3-Point Field Goals	2016-17/Career 3, 2x, last vs. Georgia (1/14/17)
3-Point FG Attempts	2016-17/Career 4, vs. Georgia (1/14/17)
Free Throws	2016-17/Career 4, vs. Georgia (1/14/17)
Free Throw Attempts	2016-17/Career 5, 3x, last at So. Carolina (1/18/17)
Assists	2016-17/Career 3, vs. Mercer (11/13/16)
Steals	2016-17/Career 3, vs. Georgia (1/14/17)
Blocked Shots	2016-17/Career 2, vs. Charlotte (12/17/16)
Minutes Played	2016-17/Career 28, vs. Georgia (1/14/17)

NOT COMPETING IN 2016-17

#21 DONTAY BASSETT

FRESHMAN | F | 6-9 | 222 | OAKLAND, CALIF. | OLDSMAR CHRISTIAN

Overview

- Power forward with the ability to face up and handle the ball.
- Rated a three-star prospect by ESPN, Rivals and Scout.

2016-17 Highlights

- Projects as a power forward with good size and strength.
- Diagnosed with a stress fracture in his right foot in October and will red-shirt while recovering.



#3 JALEN HUDSON

JUNIOR | G | 6-6 | 190 | RICHMOND, VA. | VIRGINIA TECH

Overview

- Played 67 games at Virginia Tech with 27 starts, averaging 7.7 points over two seasons in Blacksburg.
- Shot .432 out of the backcourt and went .500 or better from the field in 29 games at VT.
- Brings good length to the perimeter.

2016-17 Highlights

- Gives the Gators a talented and experienced player with outstanding scoring ability waiting in the wings while sitting out due to transfer rules.



Season	gp-gs	min/avg	Total		3-Point		F-Throws		Rebounds				Scoring							
			fg-fga	pct	fg-fga	pct	ft-fa	pct	off	def	tot	avg	pf	fo	ast	to	blk	stl	pts	avg
2014-15*	32-3	535/16.7	80-167	.479	15-53	.283	47-73	.644	23	40	63	2.0	58	2	37	51	10	17	222	6.9
2015-16*	35-24	700/20.0	99-247	.401	28-81	.346	67-100	.670	59	79	138	3.9	67	2	21	49	5	21	293	8.4
All*	67-27	1235/18.4	179-414	.432	43-134	.321	114-173	.659	82	119	201	3.0	125	4	58	100	15	38	515	7.7

2016-17 BOX SCORES

Official Basketball Box Score -- Game Totals -- Final Statistics FGCU vs Florida 11/11/16 7:30 p.m. at Veterans Mem. Arena - Jacksonville, Fla.

FGCU 59 • 0-1

#	Player	Total			3-Ptr			Rebounds			PF	TP	A	TO	Blk	Stl	Min
		FG-FGA	FG-FGA	FT-FTA	FG-FGA	FG-FGA	FT-FTA	Off	Def	Tot							
13	SCOTT Jr, JaySean	f	1-3	1-3	2-2	1	3	4	3	5	1	1	0	0	0	21	
21	MORANT, Demetris	f	1-3	0-0	1-2	3	6	9	1	3	1	1	1	0	0	32	
00	GOODWIN, Brandon	g	6-12	2-3	0-1	2	2	4	3	14	0	3	0	0	0	27	
05	JOHNSON, Zach	g	2-10	0-4	2-6	1	0	1	3	6	2	3	0	0	0	25	
11	TERRELL, Christian	g	4-11	1-4	0-0	1	1	2	1	9	1	5	0	0	0	33	
01	REID, Reggie	g	2-7	1-2	0-0	0	1	1	1	5	2	2	0	0	0	13	
03	TUCKER, Rayjon	g	4-6	2-3	0-0	0	3	3	10	1	3	0	0	0	0	21	
10	MICKLE, Kevin	g	0-0	0-0	0-0	1	1	2	3	0	0	0	0	0	0	12	
23	CARLYLE, Christian	g	0-1	0-0	0-0	0	1	1	0	0	0	0	0	0	0	4	
32	SIMMONS, Antravious	g	3-6	1-1	0-0	2	2	4	4	7	0	1	1	0	0	12	
Team						3	4	7									
Totals			23-59	8-20	5-11	14	24	38	22	59	8	19	2	1	0	200	
FG % 1st Half:		15-34	44.1%	2nd half:	8-25	32.0%	Game:		23-59	39.0%	Deadball Rebounds						
3FG % 1st Half:		5-12	41.7%	2nd half:	3-8	37.5%	Game:		8-20	40.0%	Rebounds						
FT % 1st Half:		0-0	0.0%	2nd half:	5-11	45.5%	Game:		5-11	45.5%	2						

Florida 80 • 1-0

#	Player	Total			3-Ptr			Rebounds			PF	TP	A	TO	Blk	Stl	Min
		FG-FGA	FG-FGA	FT-FTA	FG-FGA	FG-FGA	FT-FTA	Off	Def	Tot							
01	Robinson, Devin	f	4-7	2-2	4-4	2	4	6	2	14	0	1	2	3	0	24	
23	Leon, Justin	f	3-8	2-3	0-0	0	3	3	8	0	1	0	1	1	0	19	
15	Egbunu, John	c	6-11	0-0	1-2	5	3	8	2	13	0	1	1	0	0	24	
00	Hill, Kasey	g	4-5	0-0	3-4	0	3	3	11	4	1	0	2	0	0	26	
05	Allen, KeVaughn	g	2-8	0-3	2-2	1	1	2	1	6	2	1	0	2	30		
02	Hester, Eric	g	0-1	0-1	0-0	0	1	1	0	0	0	0	0	1	2		
11	Chiozza, Chris	g	2-5	0-2	2-3	1	1	2	3	6	4	0	0	3	21		
12	Gak, Gorjok	g	0-0	0-0	0-0	0	0	0	0	0	0	0	0	0	3		
13	Hayes, Kevarrius	g	2-2	0-0	5-5	1	4	5	2	9	1	1	5	0	14		
24	Barry, Canyon	g	5-12	0-3	3-6	3	3	6	0	13	0	0	0	1	24		
25	Stone, Keith	g	0-3	0-1	0-0	1	1	2	1	0	0	1	1	0	8		
32	Rimmer, Schuyler	g	0-0	0-0	0-0	0	0	0	1	0	0	0	0	0	2		
Team						1	2	3									
Totals			28-62	4-15	20-26	15	26	41	16	80	11	7	9	13	0	200	
FG % 1st Half:		14-33	42.4%	2nd half:	14-29	48.3%	Game:		28-62	45.2%	Deadball Rebounds						
3FG % 1st Half:		3-8	37.5%	2nd half:	1-7	14.3%	Game:		4-15	26.7%	Rebounds						
FT % 1st Half:		9-13	69.2%	2nd half:	11-13	84.6%	Game:		20-26	76.9%	1						

Officials: Pat Adams, Bruce Benedict, Nate Green
Technical fouls: FGCU-None. Florida-None.
Attendance: 5212

Score by periods	1st	2nd	Total
FGCU	35	24	59
Florida	40	40	80

Last FG - FGCU 2nd-06:58, UF 2nd-01:34.
Largest lead - FGCU by 5 1st-07:57, UF by 22 2nd-01:34.
FGCU led for 10:35, UF led for 24:47. Game was tied for 04:16.

Score tied - 6 times.
Lead changed - 9 times.

Official Basketball Box Score -- Game Totals -- Final Statistics Mercer vs Florida 11/13/16 8 p.m. at Veterans Mem. Arena - Jacksonville, Fla.

Mercer 54 • 1-1

#	Player	Total			3-Ptr			Rebounds			PF	TP	A	TO	Blk	Stl	Min
		FG-FGA	FG-FGA	FT-FTA	FG-FGA	FG-FGA	FT-FTA	Off	Def	Tot							
00	Desmond Ringer	f	1-1	0-0	0-1	0	0	3	5	2	0	2	2	0	0	17	
15	Stephon Jelks	f	2-4	1-3	0-0	0	1	1	2	5	0	2	1	0	0	19	
05	Jordan Strawberry	g	1-3	0-0	2-3	2	1	3	1	4	2	4	0	0	0	21	
10	Ria'n Holland	g	8-16	5-10	0-0	0	4	4	4	21	1	3	0	1	0	32	
23	Demetre Rivers	g	1-4	0-2	0-0	0	1	1	5	2	2	2	0	0	0	16	
01	Cory Kilby	g	1-3	0-2	0-0	1	2	3	2	2	0	1	0	1	1	18	
13	Ryan Johnson	g	3-6	1-2	0-0	1	6	7	1	7	1	0	0	0	0	18	
20	Darius Roy	g	0-3	0-0	2-4	2	3	5	1	2	1	0	0	2	12		
24	Ross Cummings	g	1-3	0-0	0-0	0	1	3	2	2	1	0	0	0	12		
25	Rashad Lewis	g	0-2	0-0	1-2	0	0	0	2	1	0	2	1	0	12		
44	JJ N'Ganga	g	0-3	0-0	1-2	0	0	1	4	1	0	0	0	1	13		
55	Andrew Fishler	g	1-3	0-0	3-5	1	0	1	2	5	0	0	1	0	10		
Team						1	0	1									
Totals			19-51	7-19	9-17	10	22	32	31	54	9	17	4	6	0	200	
FG % 1st Half:		6-18	33.3%	2nd half:	13-33	39.4%	Game:		19-51	37.3%	Deadball Rebounds						
3FG % 1st Half:		0-6	0.0%	2nd half:	7-13	53.8%	Game:		7-19	36.8%	Rebounds						
FT % 1st Half:		2-4	50.0%	2nd half:	7-13	53.8%	Game:		9-17	52.9%	3						

Florida 76 • 2-0

#	Player	Total			3-Ptr			Rebounds			PF	TP	A	TO	Blk	Stl	Min
		FG-FGA	FG-FGA	FT-FTA	FG-FGA	FG-FGA	FT-FTA	Off	Def	Tot							
01	Robinson, Devin	f	4-9	1-3	3-3	4	5	9	2	12	1	2	0	0	0	32	
23	Leon, Justin	f	6-10	3-5	2-2	3	2	5	1	17	1	1	0	1	1	24	
15	Egbunu, John	c	2-4	0-0	2-2	4	4	8	3	6	0	1	2	1	0	22	
00	Hill, Kasey	g	1-6	0-4	4-6	0	3	3	2	6	2	2	0	0	0	26	
05	Allen, KeVaughn	g	3-12	2-8	5-5	1	2	3	1	13	5	4	2	2	26		
02	Hester, Eric	g	0-1	0-1	1-2	0	0	0	0	1	0	0	0	0	3		
11	Chiozza, Chris	g	1-4	1-2	1-2	0	1	1	3	4	2	0	0	0	16		
12	Gak, Gorjok	g	0-0	0-0	1-2	1	1	2	1	1	0	0	0	0	3		
13	Hayes, Kevarrius	g	2-6	0-0	0-1	2	2	4	3	4	0	1	1	0	15		
24	Barry, Canyon	g	2-5	1-1	2-2	1	3	4	0	7	0	0	0	0	20		
25	Stone, Keith	g	0-3	0-1	2-2	1	2	3	1	2	3	1	0	0	11		
32	Rimmer, Schuyler	g	1-1	0-0	1-1	0	0	0	1	3	0	1	1	0	2		
Team						3	2	5									
Totals			22-61	8-25	24-30	20	27	47	18	76	14	13	6	6	0	200	
FG % 1st Half:		11-33	33.3%	2nd half:	11-28	39.3%	Game:		22-61	36.1%	Deadball Rebounds						
3FG % 1st Half:		4-14	28.6%	2nd half:	4-11	36.4%	Game:		8-25	32.0%	Rebounds						
FT % 1st Half:		10-12	83.3%	2nd half:	14-18	77.8%	Game:		24-30	80.0%	3						

Officials: Tony Greene, Lee Cassell, Will Howard
Technical fouls: Mercer-None. Florida-None.

Attendance: 3716
Mercer #23 D. Rivers fouls out at 12:07 (2)
Mercer #00 D. Ringer fouls out at 7:50 (2)

Score by periods	1st	2nd	Total
Mercer	14	40	54
Florida	36	40	76

Last FG - MER 2nd-02:56, UF 2nd-00:37.
Largest lead - MER by 2 1st-18:00, UF by 25 2nd-06:46.
MER led for 01:15, UF led for 33:41. Game was tied for 05:04.

Score tied - 3 times.
Lead changed - 3 times.

Official Basketball Box Score -- Game Totals -- Final Statistics St. Bonaventure vs Florida 11/17/16 7 p.m. at The Lakeland Center - Lakeland, Fla.

St. Bonaventure 66 • 1-1

#	Player	Total			3-Ptr			Rebounds			PF	TP	A	TO	Blk	Stl	Min
		FG-FGA	FG-FGA	FT-FTA	FG-FGA	FG-FGA	FT-FTA	Off	Def	Tot							
05	OBOKOH, Chinonso	f	0-1	0-0	0-0	0	1	1	3	0	0	1	2	0	0	10	
12	GREGG, Denzel	f	3-8	0-1	1-2	0	3	3	2	7	0	3	1	1	0	35	
01	TAOQEE, Idris	g	2-10	0-3	0-0	6	3	9	4	4	2	1	0	1	0	36	
02	MOBLEY, Matt	g	10-21	6-12	2-4	1	5	6	0	28	2	3	1	2	0	40	
10	ADAMS, Jaylen	g	7-16	3-10	3-4	1	3	4	3	20	4	6	0	2	0	38	
00	ANDOH, David	g	1-2	0-1	0-0	0	0	0	0	2	0	0	0	0	0	7	
03	COBURN, Tareq	g	0-0	0-0	0-0	0	0	0	0	0	0	0	0	0	0	0+	
05	GRIFFIN, LaDarren	g	0-0	0-0	0-0												

2016-17 BOX SCORES

Official Basketball Box Score -- Game Totals -- Final Statistics Seton Hall vs Florida 11/24/16 8:30 pm ET at Lake Buena Vista, Fla. (HP Field House)

Seton Hall 76 • 3-1

#	Player	Total			3-Ptr			Rebounds			PF	TP	A	TO	Blk	Stl	Min
		FG-FGA	FG-FGA	FT-FTA	FG-FGA	FG-FGA	FT-FTA	Off	Def	Tot							
14	SANOGO, Ismael	f	0-2	0-0	2-2	4	5	9	2	2	1	0	0	1	27		
20	RODRIGUEZ, Desi	f	5-12	0-1	2-2	3	6	9	4	12	1	3	0	1	29		
31	DELGADO, Angel	f	5-13	0-0	3-4	1	2	3	4	13	0	4	0	1	24		
00	CARRINGTON, Khadeen	g	10-16	2-4	6-9	1	2	3	5	28	1	2	0	0	34		
30	JONES, Madison	g	0-3	0-1	0-0	0	2	2	3	0	4	2	0	0	28		
01	NZEI, Michael	g	2-2	0-0	1-4	1	2	3	4	5	0	0	0	1	18		
13	POWELL, Myles	g	5-15	3-8	3-4	1	4	5	1	16	1	0	1	1	29		
23	CARTER, Myles	g	0-0	0-0	0-0	1	2	3	2	0	0	0	0	0	5		
33	SINGH, Veer	g	0-0	0-0	0-0	0	0	0	1	0	0	0	0	0	6		
Team						3	0	3									
Totals			27-63	5-14	17-25	15	25	40	26	76	8	12	1	5	200		
FG % 1st Half: 15-27		55.6%	2nd half: 12-36		33.3%	Game: 27-63		42.9%							Deadball		
3FG % 1st Half: 2-6		33.3%	2nd half: 3-8		37.5%	Game: 5-14		35.7%							Rebounds		
FT % 1st Half: 8-11		72.7%	2nd half: 9-14		64.3%	Game: 17-25		68.0%							3		

Florida 81 • 5-0

#	Player	Total			3-Ptr			Rebounds			PF	TP	A	TO	Blk	Stl	Min
		FG-FGA	FG-FGA	FT-FTA	FG-FGA	FG-FGA	FT-FTA	Off	Def	Tot							
01	Robinson, Devin	f	2-2	0-0	1-1	0	3	3	5	5	1	0	0	0	11		
23	Leon, Justin	f	3-6	1-3	0-1	4	3	7	2	7	0	2	0	0	29		
15	Egbunu, John	c	2-8	0-0	4-8	4	6	10	3	8	0	1	4	1	27		
00	Hill, Kasey	g	3-6	0-1	0-0	1	1	2	5	6	2	5	1	0	23		
05	Allen, KeVaughn	g	7-14	3-8	4-4	0	6	6	1	21	1	2	1	1	35		
11	Chiozza, Chris	g	3-6	2-3	6-8	1	0	1	5	14	2	1	0	0	22		
12	Gak, Gorjok	g	0-1	0-0	0-0	0	0	0	0	0	0	0	0	0	4		
13	Hayes, Kevarrius	g	0-0	0-0	0-0	0	0	0	3	0	0	0	1	1	10		
24	Barry, Canyon	g	6-13	2-7	6-7	1	5	6	0	20	2	1	0	1	33		
25	Stone, Keith	g	0-2	0-2	0-0	0	0	0	1	0	0	0	0	0	6		
Team						1	2	3									
Totals			26-58	8-24	21-29	12	26	38	25	81	8	12	7	4	200		
FG % 1st Half: 14-36		38.9%	2nd half: 12-22		54.5%	Game: 26-58		44.8%							Deadball		
3FG % 1st Half: 6-18		33.3%	2nd half: 2-6		33.3%	Game: 8-24		33.3%							Rebounds		
FT % 1st Half: 5-7		71.4%	2nd half: 16-22		72.7%	Game: 21-29		72.4%							3		

Officials: James Breeding, Zelton Steed, Tim Nestor
 Technical fouls: Seton Hall-None, Florida-None.
 Attendance: 1949
 Advocare Invitational Game Four

Score by periods	1st	2nd	Total
Seton Hall	40	36	76
Florida	39	42	81

Last FG - SHU 2nd-00:33, UF 2nd-01:00.
 Largest lead - SHU by 6 2nd-17:20, UF by 8 2nd-05:20.
 SHU led for 09:34, UF led for 25:41. Game was tied for 04:40.

Points	In	Off	2nd	Fast	Bench
Seton Hall	34	23	15	6	21
Florida	24	16	12	4	34

Score tied - 8 times.
 Lead changed - 12 times.

Official Basketball Box Score -- Game Totals -- Final Statistics Gonzaga vs Florida 11/25/16 9:30 pm ET at Lake Buena Vista, Fla. (HP Field House)

Gonzaga 77 • 5-0

#	Player	Total			3-Ptr			Rebounds			PF	TP	A	TO	Blk	Stl	Min
		FG-FGA	FG-FGA	FT-FTA	FG-FGA	FG-FGA	FT-FTA	Off	Def	Tot							
03	WILLIAMS, Johnathan	f	8-9	0-0	0-0	3	1	4	1	16	3	3	1	1	33		
24	KARNOWSKI, Przemek	c	3-7	0-0	0-1	2	3	5	5	6	2	0	1	1	19		
04	MATHEWS, Jordan	g	1-6	1-3	1-2	2	2	4	1	4	0	1	0	0	22		
05	WILLIAMS-GOSS, Nigel	g	5-12	1-3	3-4	0	5	5	5	14	3	4	0	1	33		
10	PERKINS, Josh	g	6-9	2-4	4-5	0	3	3	1	18	3	4	0	2	36		
03	MELSON, Silas	g	4-9	2-5	2-2	0	4	4	3	12	0	1	0	0	28		
32	COLLINS, Zach	g	2-5	0-0	0-0	1	2	3	3	4	0	2	1	1	15		
23	TILLIE, Killian	g	1-1	1-1	0-0	2	4	6	5	3	1	1	0	0	14		
Team						2	2	4									
Totals			30-58	7-16	10-14	12	26	38	24	77	12	16	3	6	200		
FG % 1st Half: 13-30		43.3%	2nd half: 17-28		60.7%	Game: 30-58		51.7%							Deadball		
3FG % 1st Half: 2-7		28.6%	2nd half: 5-9		55.6%	Game: 7-16		43.8%							Rebounds		
FT % 1st Half: 4-5		80.0%	2nd half: 6-9		66.7%	Game: 10-14		71.4%							2		

Florida 72 • 5-1

#	Player	Total			3-Ptr			Rebounds			PF	TP	A	TO	Blk	Stl	Min
		FG-FGA	FG-FGA	FT-FTA	FG-FGA	FG-FGA	FT-FTA	Off	Def	Tot							
01	Robinson, Devin	f	6-13	0-3	6-6	1	4	5	0	18	0	0	1	1	34		
23	Leon, Justin	f	2-4	1-3	0-0	3	1	4	2	5	0	0	0	0	20		
15	Egbunu, John	c	4-8	0-0	4-5	3	4	7	1	12	0	0	4	0	28		
00	Hill, Kasey	g	1-4	0-0	6-6	1	3	4	3	8	7	2	1	2	32		
05	Allen, KeVaughn	g	7-17	1-7	0-0	1	0	1	4	15	0	2	0	0	27		
11	Chiozza, Chris	g	0-5	0-2	0-0	1	2	3	0	0	1	0	0	1	17		
13	Hayes, Kevarrius	g	1-3	0-0	0-1	1	1	2	3	2	0	1	0	1	12		
24	Barry, Canyon	g	3-9	0-3	6-6	3	2	5	1	12	1	2	0	2	26		
25	Stone, Keith	g	0-2	0-1	0-0	0	0	0	0	0	0	1	0	0	4		
Team						2	1	3									
Totals			24-65	2-19	22-24	16	18	34	17	72	9	8	6	7	200		
FG % 1st Half: 13-33		39.4%	2nd half: 11-32		34.4%	Game: 24-65		36.9%							Deadball		
3FG % 1st Half: 1-8		12.5%	2nd half: 1-11		9.1%	Game: 2-19		10.5%							Rebounds		
FT % 1st Half: 10-11		90.9%	2nd half: 12-13		92.3%	Game: 22-24		91.7%							1		

Officials: Karl Hess, Raymie Styons, Olandis Poole
 Technical fouls: Gonzaga-None, Florida-None.
 Attendance: 2941
 Advocare Invitational Game Eight

Score by periods	1st	2nd	Total
Gonzaga	32	45	77
Florida	37	35	72

Last FG - GON 2nd-01:09, UF 2nd-00:31.
 Largest lead - GON by 9 2nd-05:34, UF by 11 1st-04:22.
 GON led for 08:46, UF led for 27:28. Game was tied for 03:46.

Score tied - 6 times.
 Lead changed - 1 time.

Official Basketball Box Score -- Game Totals -- Final Statistics Florida vs North Florida 12/1/16 7:00 PM at UNF Arena | Jacksonville, Fla.

Florida 91 • 7-1

#	Player	Total			3-Ptr			Rebounds			PF	TP	A	TO	Blk	Stl	Min
		FG-FGA	FG-FGA	FT-FTA	FG-FGA	FG-FGA	FT-FTA	Off	Def	Tot							
01	Robinson, Devin	f	3-7	0-2	4-7	1	5	6	0	10	0	2	0	0	21		
23	Leon, Justin	f	3-6	3-5	4-4	1	0	1	1	13	0	0	0	0	17		
15	Egbunu, John	c	3-5	0-0	1-2	1	4	5	4	7	0	1	3	0	22		
00	Hill, Kasey	g	2-5	0-1	1-1	0	2	2	2	5	5	4	0	2	20		
05	Allen, KeVaughn	g	2-2	0-0	1-2	0	2	2	1	5	1	0	0	0	24		
02	Hester, Eric	g	1-1	1-1	0-0	0	0	0	0	2	3	1	0	0	11		
11	Chiozza, Chris	g	5-8	3-5	3-3	0	4	4	3	16	9	1	0	3	26		
12	Gak, Gorjok	g	2-2	0-0	0-0	0	2	2	2	4	0	0	0	0	4		
13	Hayes, Kevarrius	g	3-4	0-0	2-3	2	1	3	2	8	0	0	0	0	14		
24	Barry, Canyon	g	5-11	1-4	1-2	1	3	4	0	12	0	2	0	0	21		
25	Stone, Keith	g	2-2	1-1	3-4	1	0	1	1	8	1	2	0	0	17		
32	Rimmer, Schuyler	g	0-0	0-0	0-0	0	1	1	0	0	0	0	0	0	3		
Team						0	1	1									
Totals			31-53	9-19	20-28	7	25	32	18	91	17	12	3	8	200		
FG % 1st Half: 15-30		50.0%	2nd half: 16-23		69.6%	Game: 31-53		58.5%							Deadball		
3FG % 1st Half: 4-13		30.8%	2nd half: 5-6		83.3%	Game: 9-19		47.4%							Rebounds		
FT % 1st Half: 11-16		68.8%	2nd half: 9-12		75.0%	Game: 20-28		71.4%							4		

North Florida 60 • 3-6

2016-17 BOX SCORES

Official Basketball Box Score -- Game Totals -- Final Statistics Florida vs Duke 12/16/16 9:30pm at Madison Square Garden, New York, NY

Florida 74 • 7-2

#	Player	Total			3-Ptr			Rebounds			PF	TP	A	TO	Blk	Stl	Min
		FG-FGA	FG-FGA	FT-FTA	FG-FGA	FG-FGA	FT-FTA	Off	Def	Tot							
01	Robinson, Devin	f	3-7	1-1	4-4	2	2	4	3	11	1	0	1	2	31		
23	Leon, Justin	f	3-4	1-2	0-0	1	2	3	3	7	1	0	0	0	23		
15	Egbunu, John	c	2-10	0-0	5-10	7	5	12	2	9	0	3	3	0	29		
00	Hill, Kasey	g	4-11	0-0	5-7	2	5	7	4	13	6	2	1	0	34		
05	Allen, KeVaughn	g	8-13	3-5	2-2	0	0	0	2	21	0	2	0	0	32		
11	Chiozza, Chris	g	1-1	0-0	0-0	0	1	1	1	2	1	3	0	0	9		
13	Hayes, Kevarrius	g	1-1	0-0	0-0	1	1	2	1	2	1	0	2	1	11		
24	Barry, Canyon	g	3-9	0-1	0-0	0	1	1	0	6	1	1	1	2	19		
25	Stone, Keith	g	1-5	1-2	0-0	0	1	1	1	3	0	1	0	1	12		
Team						0	1	1									
Totals			26-61	6-11	16-23	13	19	32	17	74	10	13	8	6	200		

FG % 1st Half:	11-25	44.0%	2nd half:	15-36	41.7%	Game:	26-61	42.6%	Deadball Rebounds	4
3FG % 1st Half:	1-3	33.3%	2nd half:	5-8	62.5%	Game:	6-11	54.5%		
FT % 1st Half:	8-11	72.7%	2nd half:	8-12	66.7%	Game:	16-23	69.6%		

Duke 84 • 9-1

#	Player	Total			3-Ptr			Rebounds			PF	TP	A	TO	Blk	Stl	Min
		FG-FGA	FG-FGA	FT-FTA	FG-FGA	FG-FGA	FT-FTA	Off	Def	Tot							
21	JEFFERSON,AMILE	f	11-14	0-0	2-2	5	10	15	2	24	2	2	4	1	39		
03	ALLEN,GRAYSON	g	2-10	1-5	1-2	0	2	2	2	6	8	2	0	1	35		
05	KENNARD,LUKE	g	11-16	5-7	2-2	1	0	1	3	29	3	3	0	2	38		
13	JONES,MATT	g	0-4	0-2	0-0	1	2	3	0	1	1	1	1	1	36		
00	JACKSON,FRANK	g	1-5	1-3	0-0	0	0	0	2	3	0	1	0	1	20		
00	TATUM,JAYSON	g	7-12	0-0	8-8	0	8	8	3	22	2	2	1	2	29		
02	JETER,CHASE	g	0-0	0-0	0-0	0	0	0	1	0	0	1	0	1			
20	BOLDEN,MARQUES	g	0-0	0-0	0-0	0	0	0	2	0	0	0	0	2			
Team						3	3	6									
Totals			32-61	7-17	13-14	10	25	35	18	84	16	13	6	8	200		

FG % 1st Half:	18-38	47.4%	2nd half:	14-23	60.9%	Game:	32-61	52.5%	Deadball Rebounds	1
3FG % 1st Half:	2-8	25.0%	2nd half:	5-9	55.6%	Game:	7-17	41.2%		
FT % 1st Half:	3-4	75.0%	2nd half:	10-10	100.0%	Game:	13-14	92.9%		

Officials: Roger Ayers, Mike Roberts, Mike Eades
Technical fouls: Florida-None. Duke-JONES,MATT.
Attendance: 15294
2016 JIMMY V CLASSIC

Score by periods	1st	2nd	Total
Florida	31	43	74
Duke	41	43	84

Last FG - UF 2nd-02:29, DU 2nd-00:40.
Largest lead - UF by 3 1st-10:35, DU by 14 2nd-14:30.
UF led for 05:03. DU led for 32:04. Game was tied for 02:29.

Official Basketball Box Score -- Game Totals -- Final Statistics Florida vs Florida State 12/11/16 4:00 pm at the Tucker Center - Tallahassee, Florida

Florida 78 • 7-3

#	Player	Total			3-Ptr			Rebounds			PF	TP	A	TO	Blk	Stl	Min
		FG-FGA	FG-FGA	FT-FTA	FG-FGA	FG-FGA	FT-FTA	Off	Def	Tot							
01	Robinson, Devin	f	2-5	0-1	4-5	2	3	5	5	8	0	0	0	0	1	16	
23	Leon, Justin	f	3-3	1-1	0-2	0	1	1	7	1	0	0	1	1	21		
15	Egbunu, John	c	2-4	1-1	3-5	0	5	5	1	8	0	1	1	0	27		
00	Hill, Kasey	g	10-15	1-2	0-0	0	3	3	2	21	3	5	0	2	36		
05	Allen, KeVaughn	g	6-13	1-3	3-5	0	0	0	4	16	0	1	0	0	20		
02	Hester, Eric	g	0-0	0-0	0-0	0	0	0	0	0	0	0	0	0	2		
11	Chiozza, Chris	g	2-7	0-5	2-2	1	2	3	2	6	4	1	0	1	22		
13	Hayes, Kevarrius	g	1-3	0-0	2-4	3	4	7	3	4	0	1	0	0	13		
24	Barry, Canyon	g	2-10	0-2	2-2	0	2	3	6	1	0	1	0	1	26		
25	Stone, Keith	g	1-2	0-1	0-0	1	2	3	2	2	0	0	0	0	17		
Team						2	2	4	1								
Totals			29-62	4-16	16-25	9	24	33	24	78	9	9	2	5	200		

FG % 1st Half:	11-24	45.8%	2nd half:	18-38	47.4%	Game:	29-62	46.8%	Deadball Rebounds	2.1
3FG % 1st Half:	2-8	25.0%	2nd half:	2-8	25.0%	Game:	4-16	25.0%		
FT % 1st Half:	10-16	62.5%	2nd half:	6-9	66.7%	Game:	16-25	64.0%		

Florida State 83 • 10-1

#	Player	Total			3-Ptr			Rebounds			PF	TP	A	TO	Blk	Stl	Min
		FG-FGA	FG-FGA	FT-FTA	FG-FGA	FG-FGA	FT-FTA	Off	Def	Tot							
01	Isaac, Jonathan	f	1-4	1-3	6-6	1	5	6	2	9	0	2	0	0	19		
00	Ojo, Michael	c	1-4	0-0	6-6	4	3	7	3	8	1	0	1	0	16		
04	Bacon, Dwayne	g	9-18	0-4	6-7	1	2	3	1	24	2	2	0	1	31		
14	Mann, Terance	g	6-10	0-0	4-8	2	8	10	1	16	2	3	0	1	31		
22	Rathan-Mayes, Xavier	g	3-6	1-2	0-1	0	3	3	1	7	2	3	0	0	29		
00	Cofer, Phil	g	0-0	0-0	0-0	0	0	0	0	0	0	1	1	0	4		
02	Walker, CJ	g	0-3	0-1	0-0	1	0	1	0	0	0	0	0	0	7		
03	Forrest, Trent	g	3-5	0-0	2-2	0	1	1	1	8	1	2	0	0	21		
05	Savoy, PJ	g	1-3	1-3	0-0	0	0	0	1	3	0	0	0	0	5		
11	Angola-Rodas, Braian	g	2-4	1-2	1-1	1	4	5	1	6	2	0	0	1	12		
21	Koumadje, Christ	g	0-0	0-0	0-0	0	2	2	0	2	0	1	2	1	13		
23	Smith, Jarquez	g	1-2	0-0	0-2	1	3	4	2	2	0	0	0	0	12		
Team						0	0	0									
Totals			27-59	4-15	25-33	11	31	42	17	83	10	14	4	4	200		

FG % 1st Half:	11-30	36.7%	2nd half:	16-29	55.2%	Game:	27-59	45.8%	Deadball Rebounds	4
3FG % 1st Half:	3-12	25.0%	2nd half:	1-3	33.3%	Game:	4-15	26.7%		
FT % 1st Half:	11-13	84.6%	2nd half:	14-20	70.0%	Game:	25-33	75.8%		

Officials: Michael Stephens, Bill Covington Jr, Keith Kimble
Technical fouls: Florida-TEAM. Florida State-None.
Attendance: 10029
UF Head Coach assessed technical foul at 14:04:2H

Score by periods	1st	2nd	Total
Florida	34	44	78
Florida State	36	47	83

Last FG - UF 2nd-00:09, FS 2nd-01:51.
Largest lead - UF by 5 1st-11:17, FS by 13 2nd-11:51.
UF led for 11:15. FS led for 24:15. Game was tied for 04:30.

Official Basketball Box Score -- Game Totals -- Final Statistics Charlotte vs Florida 12/17/16 4:00 PM at BB&T Center (Sunrise, Fla.)

Charlotte 46 • 6-4

#	Player	Total			3-Ptr			Rebounds			PF	TP	A	TO	Blk	Stl	Min
		FG-FGA	FG-FGA	FT-FTA	FG-FGA	FG-FGA	FT-FTA	Off	Def	Tot							
14	WASHINGTON, JC	f	1-3	0-0	0-0	2	1	3	4	2	0	1	0	0	13		
15	VANHOOK, Anthony	f	1-4	0-0	0-0	1	1	2	3	2	1	1	0	0	16		
01	OGBUZE, Braxton	g	0-3	0-2	2-2	0	1	1	2	2	0	1	0	0	18		
02	WHITE, Andrien	g	2-8	2-5	2-3	0	0	0	1	8	0	1	0	1	16		
03	DAVIS, Jon	g	2-8	0-2	5-9	1	2	3	0	9	5	6	0	0	32		
00	GARVIN, Najee	g	1-4	0-0	0-0	0	3	3	1	2	0	2	0	0	16		
05	AJUKWA, Austin	g	3-8	1-5	5-7	0	3	3	4	12	0	3	0	4	29		
11	JACKSON, Quentin	g	2-4	0-0	0-0	0	2	2	4	1	3	0	0	0	14		
12	BERGANG, Lukas	g	0-0	0-0	0-0	0	0	0	1	0	0	0	0	0	4		
21	PRICE, Hudson	g	1-4	1-2	0-0	0	1	1	0	3	0	1	0	2	24		
25	AUBE, Reid	g	0-0	0-0	0-0	0	0	0	2	0	0	1	0	0	1		
31	GRICIUNAS, Benas	g	1-5	0-0	0-0	0	3	3	2	2	0	0	0	0	17		
Team						2	0	2									
Totals			14-51	4-16	14-21	6	17	23	22	46	7	20	0	7	200		

FG % 1st Half:	6-23	26.1%	2nd half:	8-28	28.6%	Game:	14-51	27.5%	Deadball Rebounds	6.1
3FG % 1st Half:	3-10	30.0%	2nd half:	1-6	16.7%	Game:	4-16	25.0%		
FT % 1st Half:	7-10	70.0%	2nd half:	7-11	63.6%	Game:	14-21	66.7%		

Florida 87 • 8-3

#	Player	Total			3-Ptr		
---	--------	-------	--	--	-------	--	--

2016-17 BOX SCORES

Official Basketball Box Score -- Game Totals -- Final Statistics Florida vs Arkansas 12/29/16 8:05 p.m. at Fayetteville, Ark. (Bud Walton Arena)

Florida 81 • 10-3, 1-0 SEC

#	Player	Total			3-Ptr			Rebounds			PF	TP	A	TO	Blk	Stl	Min
		FG-FGA	FG-FGA	FT-FTA	FG-FGA	FG-FGA	FT-FTA	Off	Def	Tot							
01	Robinson, Devin	f	6-11	0-5	5-7	1	6	7	3	17	0	1	3	1	1	31	
23	Leon, Justin	f	2-5	2-4	0-0	2	2	4	0	6	0	1	1	1	1	25	
13	Hayes, Kevarrius	c	4-5	0-0	2-5	4	2	6	4	10	0	1	1	1	22		
00	Hill, Kasey	g	4-12	0-0	2-5	0	2	2	1	10	6	4	0	1	33		
05	Allen, KeVaughn	g	7-16	5-9	2-2	0	2	2	1	21	0	0	0	1	34		
11	Chiozza, Chris	f	2-5	1-3	0-0	0	0	0	2	5	4	0	0	0	15		
15	Egbunu, John	f	2-6	0-0	1-2	5	6	11	5	5	1	1	1	1	16		
24	Barry, Canyon	f	1-4	0-3	0-0	0	1	1	1	2	2	0	0	0	12		
25	Stone, Keith	f	2-3	1-2	0-0	0	0	0	0	5	0	0	0	0	10		
32	Rimmer, Schuyler	f	0-0	0-0	0-0	0	0	0	0	0	0	0	0	0	2		
Team						4	0	4			1						
Totals			30-67	9-26	12-21	16	21	37	17	81	13	9	6	6	200		
FG % 1st Half:		17-41	41.5%	2nd half:	13-26	50.0%	Game:	30-67	44.8%								Deadball Rebounds
3FG % 1st Half:		5-15	33.3%	2nd half:	4-11	36.4%	Game:	9-26	34.6%								3
FT % 1st Half:		5-9	55.6%	2nd half:	7-12	58.3%	Game:	12-21	57.1%								

Arkansas 72 • 11-2, 0-1 SEC

#	Player	Total			3-Ptr			Rebounds			PF	TP	A	TO	Blk	Stl	Min
		FG-FGA	FG-FGA	FT-FTA	FG-FGA	FG-FGA	FT-FTA	Off	Def	Tot							
13	THOMAS,DUSTIN	f	1-4	0-0	0-0	0	2	2	3	2	2	2	0	0	12		
33	KINGSLEY,MOSE	f	5-15	0-0	3-6	5	9	14	3	13	1	3	4	0	32		
03	HANNAHS,DUSTY	g	4-9	2-6	1-1	0	2	2	1	11	0	2	1	1	27		
04	MACON,DARYL	g	7-10	3-5	5-6	0	4	4	2	22	1	1	0	1	33		
21	WATKINS,MANUALE	g	2-5	0-0	0-0	3	3	6	2	4	2	0	0	0	23		
00	BARFORD,JAYLEN	f	1-8	0-2	0-0	2	1	3	2	2	2	1	0	0	17		
01	THOMPSON,TREY	f	0-0	0-0	0-0	0	1	1	1	0	2	0	0	0	8		
02	BAILEY,ADRIO	f	0-0	0-0	0-0	0	1	1	0	0	1	0	0	0	3		
05	COOK,ARLANDO	f	2-5	0-0	4-4	0	2	2	3	8	1	1	1	0	21		
31	BEARD,ANTON	f	3-5	1-2	3-3	0	0	0	2	10	1	2	0	2	24		
Team						1	1	2									
Totals			25-61	6-15	16-20	11	26	37	19	72	12	13	6	4	200		
FG % 1st Half:		11-29	37.9%	2nd half:	14-32	43.8%	Game:	25-61	41.0%								Deadball Rebounds
3FG % 1st Half:		3-7	42.9%	2nd half:	3-8	37.5%	Game:	6-15	40.0%								5,1
FT % 1st Half:		10-11	90.9%	2nd half:	6-9	66.7%	Game:	16-20	80.0%								

Officials: Antinio Petty, Chuck Jones, Roger Ayers
Technical fouls: Florida-None. Arkansas-None.
Attendance: 20355
Estimated Actual Attendance: 16,035
Fouled out: Florida #15, Egbunu (2:53)

Score by periods	1st	2nd	Total
Florida	44	37	81
Arkansas	35	37	72

Points	In	Off	2nd	Fast	Bench
UF	34	16	18	10	17
AR	34	19	12	7	20

Last FG - UF 2nd-01:10, AR 2nd-00:10.
Largest lead - UF by 16 2nd-03:12, AR by 3 1st-14:09.
UF led for 34:13, AR led for 02:32, Game was tied for 03:15.

Score tied - 5 times.
Lead changed - 5 times.

Official Basketball Box Score -- Game Totals -- Final Statistics Ole Miss vs Florida 1/3/17 7 p.m. at Exactech Arena - Gainesville, Fla.

Ole Miss 63 • 9-5, 0-2 SEC

#	Player	Total			3-Ptr			Rebounds			PF	TP	A	TO	Blk	Stl	Min
		FG-FGA	FG-FGA	FT-FTA	FG-FGA	FG-FGA	FT-FTA	Off	Def	Tot							
05	Hymon, Marcanvis	f	2-2	0-0	0-0	1	4	5	5	4	1	4	1	1	19		
11	Saiz, Sebastian	f	7-12	1-3	0-0	2	11	13	2	15	1	1	2	1	39		
50	Furmanavicius, Justas	f	2-4	0-1	3-3	2	3	5	5	7	1	1	0	3	27		
01	Burnett, Deandre	g	6-12	2-5	4-4	0	1	1	2	18	3	5	0	1	32		
02	Neal, Cullen	g	2-7	0-4	0-0	0	2	2	0	4	2	4	0	1	23		
00	Fitzpatrick-Dorsey, D	f	0-0	0-0	0-0	1	0	1	3	0	0	0	0	0	3		
03	Davis, Terence	f	2-5	0-2	1-2	0	2	2	2	5	0	1	0	1	22		
04	Tyree, Breein	f	2-3	1-2	2-4	0	0	0	0	7	0	2	0	1	11		
14	Brooks, Rasheed	f	1-2	1-2	0-0	0	0	0	1	3	0	3	0	1	23		
32	Morris, Nate	f	0-0	0-0	0-0	0	0	0	0	0	0	0	0	0	1		
Team						1	4	5									
Totals			24-47	5-19	10-13	7	27	34	20	63	8	21	3	10	200		
FG % 1st Half:		8-20	40.0%	2nd half:	16-27	59.3%	Game:	24-47	51.1%								Deadball Rebounds
3FG % 1st Half:		0-6	0.0%	2nd half:	5-13	38.5%	Game:	5-19	26.3%								3
FT % 1st Half:		5-6	83.3%	2nd half:	5-7	71.4%	Game:	10-13	76.9%								

Florida 70 • 11-3, 2-0 SEC

#	Player	Total			3-Ptr			Rebounds			PF	TP	A	TO	Blk	Stl	Min
		FG-FGA	FG-FGA	FT-FTA	FG-FGA	FG-FGA	FT-FTA	Off	Def	Tot							
01	Robinson, Devin	f	3-8	1-3	4-4	0	0	0	4	11	0	0	0	1	30		
23	Leon, Justin	f	2-8	1-5	0-0	0	1	1	2	5	0	0	0	0	18		
13	Hayes, Kevarrius	c	1-2	0-0	2-4	3	2	5	0	4	0	0	1	1	17		
00	Hill, Kasey	g	4-9	0-1	0-4	1	4	5	2	8	5	5	0	6	31		
05	Allen, KeVaughn	g	4-9	4-7	2-2	2	3	5	1	14	1	1	0	2	31		
11	Chiozza, Chris	f	0-3	0-2	1-3	0	2	2	2	1	3	1	0	0	21		
15	Egbunu, John	f	3-6	0-0	1-2	3	2	5	0	7	0	2	0	0	23		
24	Barry, Canyon	f	8-14	3-6	1-2	2	0	2	3	20	0	1	0	1	22		
25	Stone, Keith	f	0-1	0-1	0-0	1	0	1	1	0	1	0	0	0	7		
Team						0	2	2									
Totals			25-60	9-25	11-21	12	16	28	15	70	10	10	1	11	200		
FG % 1st Half:		13-34	38.2%	2nd half:	12-26	46.2%	Game:	25-60	41.7%								Deadball Rebounds
3FG % 1st Half:		3-6	37.5%	2nd half:	3-9	33.3%	Game:	9-25	36.0%								6
FT % 1st Half:		3-4	75.0%	2nd half:	8-17	47.1%	Game:	11-21	52.4%								

Officials: Doug Shows, James Breeding, Brent Hampton
Technical fouls: Ole Miss-None. Florida-None.
Attendance: 10423
Ole Miss #05 Hymon at 3:21 Second Half
Ole Miss #50 Furmanavicius at 3:6

Score by periods	1st	2nd	Total
Ole Miss	21	42	63
Florida	35	35	70

Points	In	Off	2nd	Fast	Bench
OM	32	17	6	6	15
UF	24	18	16	13	28

Last FG - OM 2nd-00:20, UF 2nd-02:48.
Largest lead - OM by 1 1st-11:40, UF by 20 2nd-11:03.
OM led for 00:16, UF led for 36:23, Game was tied for 03:21.

Score tied - 1 time.
Lead changed - 2 times.

Official Basketball Box Score -- Game Totals -- Final Statistics Tennessee vs Florida 1/17/17 5:15 p.m. at Exactech Arena - Gainesville, Fla.

Tennessee 70 • 8-7, 1-2 SEC

#	Player	Total			3-Ptr			Rebounds			PF	TP	A	TO	Blk	Stl	Min
		FG-FGA	FG-FGA	FT-FTA	FG-FGA	FG-FGA	FT-FTA	Off	Def	Tot							
02	Williams, Grant	f	2-5	0-0	2-2	0	1	1	5	6	0	2	0	0	24		
11	Alexander, Kyle	f	2-2	0-0	0-0	2	2	4	3	4	0	0	0	0	25		
00	Bone, Jordan	g	3-7	0-0	0-0	1	0	1	6	2	1	0	0	0	18		
03	Hubbs III, Robert	g	4-11	0-2	0-0	1	3	4	2	8	2	3	0	1	37		
23	Bowden, Jordan	g	5-8	3-5	2-2	1	0	1	2	15	1	2	0	3	24		
01	Turner, Lamonte	f	2-6	0-2	0-0	0	3	3	2	4	4	2	0	2	21		
05	Schofield, Admiral	f	6-9	0-0	6-8	4	6	10	5	18	1	3	0	0	21		
12	Parker, Kwe	f	0-0	0-0	0-0	0	1	1	1	0	0	2	0	0	3		
15	Mostella, Detrick	f	3-6	3-5	0-1	0	2	2	0	9	0	4	0	0	25		
21	Evans, Lew	f	0-0	0-0	0-0	0	0	0	1	0	0	0	0	0	2		
25	Phillips, Shembari	f	0-0	0-0	0-0	0	0	0	0	0	0	0	0	0	0+		
Team						0	4	4									
Totals			27-54	6-14	10-13	9	22	31	22	70	10	19	1	6	200		
FG % 1st Half:		14-29	48.3%	2nd half:	13-25	52.0%	Game:	27-54	50.0%								Deadball Rebounds

2016-17 BOX SCORES

Official Basketball Box Score -- Game Totals -- Final Statistics Georgia vs Florida 1/14/17 12 p.m. at Exactech Arena - Gainesville, Fla.

Georgia 76 • 11-6, 3-2 SEC

#	Player	Total			3-Ptr			Rebounds			PF	TP	A	TO	Blk	Stl	Min
		FG-FGA	FG-FGA	FT-FTA	Off	Def	Tot	Off	Def	Tot							
01	Maten,Yante	f	5-6	0-0	5-6	2	2	4	5	15	1	6	0	1	1	19	
34	Ogbeide,Derek	f	2-5	0-0	2-2	2	8	10	3	6	1	2	0	1	28		
02	Harris,Jordan	g	3-10	0-2	2-2	1	3	4	5	8	1	2	0	0	36		
03	Parker,Juwan	g	6-13	1-4	4-4	0	7	7	3	17	3	2	0	0	40-		
30	Frazier,J.J.	g	10-22	3-10	2-3	2	2	4	4	25	5	2	0	4	41		
00	Jackson,William II	g	0-0	0-0	0-0	0	0	0	1	0	2	0	0	0	9		
05	Diatta,Pape	g	0-0	0-0	1-2	0	0	0	3	1	1	3	0	0	7		
13	Wilridge,E'Torrior	g	2-2	0-0	0-2	0	3	3	0	4	1	0	0	0	17		
24	Kessler,Houston	g	0-0	0-0	0-0	0	0	0	0	0	0	0	0	1	6		
25	Geno,Kenny Paul	g	0-0	0-0	0-0	0	1	1	0	0	0	0	0	0	3		
32	Edwards,Mike	g	0-0	0-0	0-0	1	2	3	3	0	0	1	0	0	19		
	Team					3	2	5									
	Totals		28-58	4-16	16-21	11	30	41	27	76	15	18	0	7	225		

FG % 1st Half: 11-24 45.8% 2nd half: 13-24 54.2% OT: 4-10 40.0% Game: 28-58 48.3% Deadball Rebounds: 0
 3FG % 1st Half: 1-6 16.7% 2nd half: 2-5 40.0% OT: 1-5 20.0% Game: 4-16 25.0%
 FT % 1st Half: 10-12 83.3% 2nd half: 6-9 66.7% OT: 0-0 0.0% Game: 16-21 76.2%

Florida 80 • 14-3, 5-0 SEC

#	Player	Total			3-Ptr			Rebounds			PF	TP	A	TO	Blk	Stl	Min
		FG-FGA	FG-FGA	FT-FTA	Off	Def	Tot	Off	Def	Tot							
01	Robinson, Devin	f	1-5	1-3	2-2	0	2	2	2	5	2	2	0	0	19		
23	Leon, Justin	f	1-5	0-2	0-0	0	1	1	3	2	0	1	0	0	13		
13	Hayes, Kevarrius	c	1-2	0-0	0-0	1	2	3	1	2	0	0	0	0	12		
00	Hill, Kasey	g	2-8	0-2	7-10	0	0	0	2	11	4	2	0	1	33		
05	Allen, KeVaughn	g	3-8	0-3	3-3	0	1	1	3	9	2	2	0	1	33		
02	Hester, Eric	g	0-0	0-0	0-0	0	0	0	0	0	0	0	0	0	3		
11	Chiozza, Chris	g	1-3	0-1	0-0	0	2	2	2	2	4	1	0	3	16		
15	Egbunu, John	g	1-4	0-0	3-7	3	8	11	2	5	0	2	2	1	30		
24	Barry, Canyon	g	7-13	5-8	8-8	1	6	7	4	27	0	2	0	0	34		
25	Stone, Keith	g	5-6	3-4	4-5	0	2	2	2	17	1	1	1	3	28		
32	Rimmer, Schuyler	g	0-1	0-0	0-0	1	0	1	1	0	0	0	0	0	4		
	Team					2	0	2									
	Totals		22-55	9-23	27-35	8	24	32	22	80	13	13	3	9	225		

FG % 1st Half: 9-24 37.5% 2nd half: 11-26 42.3% OT: 2-5 40.0% Game: 22-55 40.0% Deadball Rebounds: 3
 3FG % 1st Half: 5-9 55.6% 2nd half: 3-11 27.3% OT: 1-3 33.3% Game: 9-23 39.1%
 FT % 1st Half: 9-12 75.0% 2nd half: 10-13 76.9% OT: 8-10 80.0% Game: 27-35 77.1%

Officials: Tony Henderson, Ron Groover, Vladimir Voyard-Tadal

Technical fouls: Georgia-Diatta,Pape, Florida-Egbunu, John.

Attendance: 10376

UGA #01 Maten fouled out at 3:52 2nd half

UGA #02 Harris fouled out at 5:8 seconds of OT

Score by periods	1st	2nd	OT	Total
Georgia	33	34	9	76
Florida	32	35	13	80

Points	In	Off	2nd	Fast	Bench
Georgia	36	11	10	12	5
UF	24	22	6	2	51

Last FG - UGA OT-00:19, UF OT-00:31.
 Largest lead - UGA by 8 2nd-16:59, UF by 4 OT-00:05.
 UGA led for 35:11, UF led for 07:49. Game was tied for 02:00.

Score tied - 4 times.
 Lead changed - 9 times.

Official Basketball Box Score -- Game Totals -- Final Statistics Florida vs South Carolina 1/18/17 6:30 p.m. ET at Columbia, S.C. (Colonial Life Arena)

Florida 53 • 14-4, 5-1 SEC

#	Player	Total			3-Ptr			Rebounds			PF	TP	A	TO	Blk	Stl	Min
		FG-FGA	FG-FGA	FT-FTA	Off	Def	Tot	Off	Def	Tot							
01	Robinson, Devin	f	4-11	0-2	0-2	5	5	10	1	8	0	2	1	1	31		
23	Leon, Justin	f	0-4	0-2	0-0	1	2	3	4	0	1	0	0	0	11		
15	Egbunu, John	c	2-3	0-0	3-7	1	3	4	3	7	1	0	2	0	22		
00	Hill, Kasey	g	5-8	0-0	1-3	0	1	1	5	11	2	3	0	4	26		
05	Allen, KeVaughn	g	0-3	0-2	1-2	0	2	2	4	1	0	1	0	0	18		
02	Hester, Eric	g	0-0	0-0	0-0	0	0	0	0	0	0	0	0	0	1		
11	Chiozza, Chris	g	1-4	0-2	2-2	1	3	4	2	4	4	5	0	2	25		
13	Hayes, Kevarrius	g	2-3	0-0	2-2	1	1	2	1	6	0	0	1	1	15		
24	Barry, Canyon	g	4-13	0-6	5-5	0	0	0	2	13	0	2	0	0	25		
25	Stone, Keith	g	0-3	0-3	1-5	1	5	6	4	1	0	0	0	1	23		
32	Rimmer, Schuyler	g	1-2	0-0	0-0	0	0	0	1	2	0	2	1	0	3		
	Team					3	2	5									
	Totals		19-54	0-17	15-28	13	24	37	27	53	8	16	5	9	200		

FG % 1st Half: 12-31 38.7% 2nd half: 7-23 30.4% Game: 19-54 35.2% Deadball Rebounds: 4.4
 3FG % 1st Half: 0-8 0.0% 2nd half: 0-9 0.0% Game: 0-17 0.0%
 FT % 1st Half: 4-8 50.0% 2nd half: 11-20 55.0% Game: 15-28 53.6%

South Carolina 57 • 15-3, 5-0 SEC

#	Player	Total			3-Ptr			Rebounds			PF	TP	A	TO	Blk	Stl	Min
		FG-FGA	FG-FGA	FT-FTA	Off	Def	Tot	Off	Def	Tot							
21	KOTSAR, Maik	f	2-6	0-0	1-2	4	5	9	3	5	1	2	1	0	26		
30	SILVA, Chris	f	3-8	0-0	5-5	1	6	7	4	11	0	4	2	1	18		
00	THORNWELL, Sindarius	g	5-11	1-2	9-13	2	3	5	3	20	1	1	0	2	32		
10	NOTICE, Duane	g	0-2	0-2	0-0	0	2	2	3	0	1	1	2	31			
15	DOZIER, PJ	g	2-9	0-3	6-9	0	2	2	4	10	0	1	1	0	30		
04	FELDER, Rakym	g	2-11	2-5	1-2	0	5	5	4	7	3	3	0	1	22		
05	BLANTON, TeMarcus	g	0-0	0-0	0-0	0	0	0	0	0	0	0	0	0	2		
12	GUEYE, Khadim	g	0-0	0-0	0-0	0	0	0	1	0	0	0	0	0	3		
20	MCKIE, Justin	g	1-3	1-1	0-0	1	2	3	1	3	2	0	0	1	23		
24	KEITA, Sedee	g	0-1	0-0	1-3	1	3	4	5	1	1	3	1	0	13		
	Team					3	1	4									
	Totals		15-51	4-13	23-34	12	29	41	28	57	8	15	6	7	200		

FG % 1st Half: 7-30 23.3% 2nd half: 8-21 38.1% Game: 15-51 29.4% Deadball Rebounds: 7.2
 3FG % 1st Half: 3-10 30.0% 2nd half: 1-3 33.3% Game: 4-13 30.8%
 FT % 1st Half: 4-9 44.4% 2nd half: 19-25 76.0% Game: 23-34 67.6%

Officials: Joe Lindsay, Anthony Jordan, Ted Valentine

Technical fouls: Florida-None, South Carolina-None.

Attendance: 15638

Score by periods	1st	2nd	Total
Florida	28	25	53
South Carolina	21	36	57

Points	In	Off	2nd	Fast	Bench
UF	38	11	7	10	26
SC	20	13	8	4	11

Last FG - UF 2nd-00:40, SC 2nd-00:22.
 Largest lead - UF by 8 1st-01:47, SC by 6 2nd-10:01.
 UF led for 13:06, SC led for 16:18. Game was tied for 10:36.

Score tied - 4 times.
 Lead changed - 3 times.

2016-17 MISCELLANEOUS STATS

Times Led UF in Scoring

<i>Includes times co-led</i>	Season	Career
Canyon Barry	6	6
KeVaughn Allen	5	14
Devin Robinson	3	11
Kasey Hill	2	10
Justin Leon	1	3
Chris Chiozza	1	1
Keith Stone	1	1
John Egbunu	0	5

Times Led UF in Rebounding

<i>Includes times co-led</i>	Season	Career
John Egbunu	9	16
Devin Robinson	5	15
Kevarrius Hayes	3	5
Justin Leon	1	3
KeVaughn Allen	1	2
Kasey Hill	1	1
Keith Stone	1	1
Chris Chiozza	0	3
Schuyler Rimmer	0	1

Times Led UF in Assists

<i>Includes times co-led</i>	Season	Career
Kasey Hill	13	66
Chris Chiozza	7	33
KeVaughn Allen	1	2
Canyon Barry	1	1
Kevarrius Hayes	0	1

Double-Figure Scoring Games

	Season	Career
Canyon Barry	13	13
Devin Robinson	12	42
KeVaughn Allen	11	33
Kasey Hill	9	33
Keith Stone	4	4
John Egbunu	3	25
Justin Leon	3	10
Chris Chiozza	2	17
Kevarrius Hayes	2	4

20-Point Games

	Season	Career
KeVaughn Allen	5	8
Canyon Barry	3	3
Kasey Hill	1	2
John Egbunu	0	2

Double-Figure Rebounding Games

	Season	Career
John Egbunu	5	12
Devin Robinson	1	5

Double-Figure Assist Games

	Season	Career
Kasey Hill	1	4

Double-Doubles

	Season	Career
Kasey Hill	1	1
John Egbunu	0	6
Devin Robinson	0	3

Dunks (Season Total: 50)

	Season	Career
John Egbunu	22	97
Devin Robinson	13	48
Kasey Hill	4	18
Justin Leon	3	16
Kevarrius Hayes	3	12
Gorjok Gak	2	2
KeVaughn Allen	1	14
Canyon Barry	1	1
Keith Stone	1	1
Schuyler Rimmer	0	1

Charges Drawn (Season Total: 15)

	Season	Career
Devin Robinson	9	18
KeVaughn Allen	2	2
Justin Leon	1	7
Chris Chiozza	1	4
Canyon Barry	1	1
Keith Stone	1	1
Kevarrius Hayes	0	7
John Egbunu	0	1
Kasey Hill	0	1

Point Distribution (%)

Freshmen	112	8.0%
Sophomores	334	23.9%
Juniors	420	30.1%
Seniors	530	38.0%
TOTAL	1,396	

Technical Fouls

Opponents	1
Florida	2

Technical Foul Free Throws

Opponents	0-2
Florida	0-0

Opening Tips Controlled

Opponents	9
Florida	8

3-Second Violation

Opponents	1
Florida	0

Shot Clock Expired

Opponents	12
Florida	5

10-Second Violation

Opponents	0
Florida	1

Backcourt Violation

Opponents	1
Florida	0

Florida's First Sub

<i>Includes all when multiple players enter</i>	
Canyon Barry	9
Chris Chiozza	9
Kevarrius Hayes	7
John Egbunu	5
Keith Stone	4
Eric Hester	1
Schuyler Rimmer	1

Scored UF's First Points

KeVaughn Allen	5
John Egbunu	3
Kevarrius Hayes	3
Kasey Hill	3
Justin Leon	2
Devin Robinson	2

How Scored UF's First Points

Layup	6
Jump Shot	4
Free Throw	3
3-Pointer	3
Dunk	2

Three-Point Plays

<i>Ordered by most opportunities</i>	Season	Career
Devin Robinson	5-9	20-29
Canyon Barry	5-5	5-5
Kevarrius Hayes	3-5	4-9
Schuyler Rimmer	3-3	3-3
Chris Chiozza	2-3	5-8
John Egbunu	1-3	11-25
KeVaughn Allen	2-2	9-9
Kasey Hill	1-2	10-25
Justin Leon	0-1	1-3
Keith Stone	0-1	0-1
TOTALS	22-34	68-117

Four-Point Plays

	Season	Career
Canyon Barry	2-2	2-2
Chris Chiozza	0-0	1-1
TOTALS	2-2	3-3

3-Pointer Streak - Team

Florida:	0 (at SC, 1/18/17)
Opponents:	611 (FAMU,12/4/99)

Players in Double Figures

Players	Games
1	0
2	2
3	10
4	5
5	1
6	0

Runs of 10-0 or Better

Run	Occurrences
10-0	5
11-0	4
12-0	2
14-0	1
15-0	2
16-0	1

Largest run: 16-0 vs. Belmont, 11/21/16

Lineups and Record

<i>Listed by position 1-5; Ordered by most wins</i>	
Hill, Allen, Robinson, Leon, Hayes	7-0
Hill, Allen, Robinson, Leon, Egbunu	7-4

2016-17 MISCELLANEOUS STATS

Note: Streak stats below are consecutive **team** games. A player's streak starts over if he misses a game.

Consecutive Games Played

Kasey Hill 98; Chris Chiozza 87; Devin Robinson 87; KeVaughn Allen 54; Justin Leon 33; Kevarrius Hayes 28; Canyon Barry 18; Keith Stone 18; John Egbunu 6; Eric Hester 2; Schuyler Rimmer 2

Consecutive Starts

KeVaughn Allen 44; Devin Robinson 27; Kasey Hill 21; Justin Leon 18; John Egbunu 1

Consecutive Games Scored

KeVaughn Allen 38; Devin Robinson 34; Kasey Hill 27; Kevarrius Hayes 13; Canyon Barry 11; Chris Chiozza 11; John Egbunu 6; Keith Stone 4; Schuyler Rimmer 1

Consecutive Games with a 3-Pointer

None

Consecutive Games with a Rebound

Kevarrius Hayes 13; KeVaughn Allen 8; Chris Chiozza 5; Keith Stone 5; Devin Robinson 4; John Egbunu 3; Justin Leon 2; Kasey Hill 1

Consecutive Games with an Assist

Chris Chiozza 44; Kasey Hill 29; John Egbunu 1; Justin Leon 1

Consecutive Made Free Throws

	Active Streak	Season High
Canyon Barry	17	17
Justin Leon	10	10
Chris Chiozza	4	13
Kevarrius Hayes	3	5
KeVaughn Allen	1	16
John Egbunu	1	5
Devin Robinson	0	11
Kasey Hill	0	9
Keith Stone	0	5
Schuyler Rimmer	0	3
Gorjok Gak	0	1
Eric Hester	0	1

Scoring Margin

Largest Lead: 44, vs. Charlotte (at Sunrise), 12/17/16

Largest Deficit: 14, vs. Duke (at NYC), 12/6/16

Largest Deficit Overcome: 8, 2x, last vs. Georgia, 1/14/17

Largest Lead Lost: 11, vs. Gonzaga (at Orlando), 11/25/16

Largest Margin of Victory: 41, vs. Charlotte (at Sunrise), 12/17/16

Largest Margin of Defeat: 10, vs. Duke (at NYC), 12/6/16

Situational Records

	2016-17	Under White
Controlling the Tip	7-1	20-7
Scoring First	8-2	25-6
Leading at Half	11-2	29-4
Trailing at Half	3-2	6-15
Tied at Half	0-0	0-0
Leading with 5:00 Left	13-0	33-1
Trailing with 5:00 Left	1-4	2-18
Tied with 5:00 Left	0-0	0-0
In Overtime	1-0	1-1
When UF Outrebounds Opponent	6-0	19-7
When UF is Outrebounded	6-4	14-12
When Rebounds are the Same	2-0	2-0
When UF Commits More Turnovers	0-1	5-6
When UF Forces More Turnovers	11-2	24-11
When Turnovers are the Same	3-1	6-2
When UF Has More Free Throw Attempts	13-2	28-9
When Opponent Has More Free Throw Attempts	0-2	5-10
When Free Throw Attempts are the Same	1-0	2-0
When UF Shoots 45% or Better from the Field	8-1	18-2
When UF Shoots Less Than 45% from the Field	6-3	17-17
When Opponent Shoots 45% or Better from the Field	5-3	7-10
When Opponent Shoots Less Than 45% from the Field	9-1	28-9
When UF Shoots Same or Better Than Opponent from the Field	11-2	29-3
When Opponent Shoots Better Than UF from the Field	3-2	6-16
When UF Shoots 40% or Better from 3-Point Range	4-1	12-2
When UF Shoots Less Than 40% from 3-Point Range	10-3	22-17
When UF Shoots Better Than Opponent from 3-Point Range	7-1	19-4
When UF Shoots 75% or Better from the Line	7-1	11-4
When UF Shoots Less Than 75% from the Line	7-3	24-15
When UF Bench Outscores Opponent's	11-1	26-10
When Opponent Bench Outscores UF's	3-3	8-9
When Bench Scoring is the Same	0-0	1-0
Following a UF win	11-3	21-14
Following a UF loss	2-1	12-5
When 3 or More Players Score in Double Figures	14-2	32-16
When 4 or More Players Score in Double Figures	5-1	18-9
When 5 or More Players Score in Double Figures	1-0	8-1
In White Uniforms	9-1	26-7
In Blue Uniforms	3-1	6-7
In Orange Uniforms	1-2	2-5
In Black Uniforms	1-0	1-0
In November	6-1	10-2
In December	4-2	7-5
In January	4-1	10-4
In February	0-0	3-5
In March	0-0	4-3
In April	0-0	0-0
On Sunday	2-1	3-2
On Monday	1-0	2-0
On Tuesday	2-1	8-7
On Wednesday	1-1	3-3
On Thursday	4-0	5-0
On Friday	1-1	3-2
On Saturday	3-0	11-5

2016-17 Florida Men's Basketball
Florida Combined Team Statistics (as of Jan 18, 2017)
All games

RECORD:	OVERALL	HOME	AWAY	NEUTRAL
ALL GAMES	14-4	4-0	3-2	7-2
CONFERENCE	5-1	3-0	2-1	0-0
NON-CONFERENCE	9-3	1-0	1-1	7-2

##	Player	gp-gs	min	avg	Total		3-Point		F-Throw		Rebounds				pf	dq	a	to	blk	stl	pts	avg								
					fg-fga	fg%	3fg-fga	3fg%	ft-fta	ft%	off	def	tot	avg																
05	Allen, KeVaughn	18-18	497	27.6	84-189	.444	35-90	.389	34-40	.850	7	36	43	2.4	31	0	23	29	5	23	237	13.2								
24	Barry, Canyon	18-0	406	22.6	71-167	.425	23-72	.319	65-75	.867	19	41	60	3.3	22	0	14	19	7	11	230	12.8								
01	Robinson, Devin	18-18	450	25.0	70-141	.496	13-43	.302	49-63	.778	30	67	97	5.4	38	2	12	20	12	18	202	11.2								
00	Hill, Kasey	18-18	523	29.1	62-145	.428	4-21	.190	44-68	.647	10	40	50	2.8	39	2	85	53	3	36	172	9.6								
15	Egbunu, John	16-11	367	22.9	42-93	.452	1-1	1.000	37-70	.529	45	65	110	6.9	42	1	4	25	29	6	122	7.6								
23	Leon, Justin	18-18	363	20.2	39-89	.438	20-50	.400	16-21	.762	22	33	55	3.1	39	0	6	9	3	8	114	6.3								
13	Hayes, Kevarrius	18-7	281	15.6	33-55	.600	0-0	.000	31-48	.646	29	38	67	3.7	36	0	1	6	23	9	97	5.4								
11	Chiozza, Chris	18-0	349	19.4	28-82	.341	10-42	.238	30-39	.769	8	34	42	2.3	42	1	57	25	0	27	96	5.3								
25	Stone, Keith	18-0	252	14.0	30-64	.469	12-28	.429	19-29	.655	14	23	37	2.1	23	0	11	11	6	8	91	5.1								
02	Hester, Eric	10-0	50	5.0	5-10	.500	3-8	.375	1-2	.500	0	2	2	0.2	7	0	2	2	0	3	14	1.4								
32	Rimmer, Schuyler	10-0	57	5.7	5-9	.556	0-1	.000	4-7	.571	4	7	11	1.1	9	0	1	3	4	1	14	1.4								
12	Gak, Gorjok	7-0	30	4.3	3-5	.600	0-0	.000	1-2	.500	1	7	8	1.1	9	0	0	3	0	1	7	1.0								
Team											27	27	54		1		4													
Total.....		18	3625		472-1049	.450	121-356	.340	331-464	.713	216	420	636	35.3	338	6	216	209	92	151	1396	77.6								
Opponents.....		18	3625		430-1009	.426	103-313	.329	235-343	.685	198	432	630	35.0	394	-	171	299	55	98	1198	66.6								

TEAM STATISTICS	UF	OPP	Date	Opponent	Score	Att.	
SCORING	1396	1198	1	11/11/16	vs FGCU	w 80-59	5212
Points per game	77.6	66.6	1	11/13/16	vs Mercer	w 76-54	3716
Scoring margin	+11.0	-	2	11/17/16	vs St. Bonaventure	w 73-66	4133
FIELD GOALS-ATT	472-1049	430-1009	3	11/21/16	vs Belmont	w 78-61	6650
Field goal pct	.450	.426	4	11/24/16	vs Seton Hall	w 81-76	1949
3 POINT FG-ATT	121-356	103-313	4	11/25/16	vs Gonzaga	L 72-77	2941
3-point FG pct	.340	.329	4	11/27/16	vs Miami	w 65-56	1216
3-pt FG made per game	6.7	5.7		12/1/16	at North Florida	w 91-60	4113
FREE THROWS-ATT	331-464	235-343	5	12/6/16	vs Duke	L 74-84	15294
Free throw pct	.713	.685		12/11/16	at Florida State	L 78-83	10029
F-Throws made per game	18.4	13.1	6	12/17/16	vs Charlotte	w 87-46	0
REBOUNDS	636	630		12/21/16	LITTLE ROCK	w 94-71	10655
Rebounds per game	35.3	35.0	*	12/29/16	at Arkansas	w 81-72	20355
Rebounding margin	+0.3	-	*	1/3/17	OLE MISS	w 70-63	10423
ASSISTS	216	171	*	1/7/17	TENNESSEE	w 83-70	10843
Assists per game	12.0	9.5	*	1/10/17	at Alabama	w 80-67	12923
TURNOVERS	209	299	*	1/14/17	GEORGIA	Wot 80-76	10376
Turnovers per game	11.6	16.6	*	1/18/17	at South Carolina	L 53-57	15638
Turnover margin	+5.0	-					
Assist/turnover ratio	1.0	0.6					
STEALS	151	98					
Steals per game	8.4	5.4					
BLOCKS	92	55					
Blocks per game	5.1	3.1					
ATTENDANCE	42297	104169					
Home games-Avg/Game	4-10574	5-12612					
Neutral site-Avg/Game	-	9-4568					

* = Conference game
1 = Jacksonville Veterans Memorial Arena; Jacksonville, Fla.
2 = The Lakeland Center; Lakeland, Fla.
3 = Amalie Arena; Tampa, Fla.
4 = HP Field House; Orlando, Fla.; AdvoCare Invitational
5 = Madison Square Garden; New York, N.Y.; Jimmy V Classic
6 = BB&T Center; Sunrise, Fla.; Orange Bowl Classic

Score by Periods	1st	2nd	OT	Totals
Florida	685	698	13	1396
Opponents	534	655	9	1198

2016-17 Florida Men's Basketball
 Florida Combined Team Statistics (as of Jan 18, 2017)
 Conference games

RECORD:	OVERALL	HOME	AWAY	NEUTRAL
ALL GAMES	5-1	3-0	2-1	0-0
CONFERENCE	5-1	3-0	2-1	0-0
NON-CONFERENCE	0-0	0-0	0-0	0-0

##	Player	gp-gs	min	avg	Total		3-Point		F-Throw		Rebounds				pf	dq	a	to	blk	stl	pts	avg	
					fg-fga	fg%	3fg-fga	3fg%	ft-fta	ft%	off	def	tot	avg									
24	Barry, Canyon	6-0	142	23.7	28-57	.491	11-29	.379	23-26	.885	5	13	18	3.0	12	0	5	9	1	1	90	15.0	
05	Allen, KeVaughn	6-6	174	29.0	24-56	.429	13-30	.433	13-16	.813	2	14	16	2.7	12	0	6	7	1	9	74	12.3	
00	Hill, Kasey	6-6	187	31.2	22-53	.415	1-5	.200	15-28	.536	2	13	15	2.5	13	1	28	19	0	18	60	10.0	
01	Robinson, Devin	6-6	154	25.7	19-50	.380	2-17	.118	13-18	.722	8	19	27	4.5	13	0	2	10	5	5	53	8.8	
25	Stone, Keith	6-0	97	16.2	13-25	.520	7-15	.467	9-17	.529	4	8	12	2.0	11	0	5	1	1	5	42	7.0	
23	Leon, Justin	6-6	113	18.8	11-33	.333	6-19	.316	8-8	1.000	5	10	15	2.5	12	0	1	2	1	3	36	6.0	
13	Hayes, Kevarrius	6-5	103	17.2	11-17	.647	0-0	.000	11-19	.579	10	12	22	3.7	13	0	0	1	7	3	33	5.5	
15	Egbunu, John	6-1	114	19.0	12-23	.522	0-0	.000	8-20	.400	12	21	33	5.5	17	1	2	10	5	2	32	5.3	
11	Chiozza, Chris	6-0	112	18.7	7-26	.269	2-13	.154	6-9	.667	3	9	12	2.0	12	0	19	8	0	7	22	3.7	
32	Rimmer, Schuyler	4-0	25	6.3	2-5	.400	0-0	.000	1-2	.500	2	2	4	1.0	4	0	0	2	1	1	5	1.3	
02	Hester, Eric	2-0	4	2.0	0-0	.000	0-0	.000	0-0	.000	0	0	0	0.0	0	0	0	0	0	0	0	0.0	
Team											13	8	21										
Total.....		6	1225		149-345	.432	42-128	.328	107-163	.656	66	129	195	32.5	119	2	68	71	22	54	447	74.5	
Opponents.....		6	1225		142-321	.442	30-90	.333	91-133	.684	60	161	221	36.8	140	-	61	104	20	39	405	67.5	

TEAM STATISTICS	UF	OPP	Date	Opponent	Score	Att.
SCORING	447	405	* 12/29/16	at Arkansas	w 81-72	20355
Points per game	74.5	67.5	* 1/3/17	OLE MISS	w 70-63	10423
Scoring margin	+7.0	-	* 1/7/17	TENNESSEE	w 83-70	10843
FIELD GOALS-ATT	149-345	142-321	* 1/10/17	at Alabama	w 80-67	12923
Field goal pct	.432	.442	* 1/14/17	GEORGIA	wot 80-76	10376
3 POINT FG-ATT	42-128	30-90	* 1/18/17	at South Carolina	L 53-57	15638
3-point FG pct	.328	.333				
3-pt FG made per game	7.0	5.0	* = Conference game			
FREE THROWS-ATT	107-163	91-133	1 = Jacksonville Veterans Memorial Arena; Jacksonville, Fla.			
Free throw pct	.656	.684	2 = The Lakeland Center; Lakeland, Fla.			
F-Throws made per game	17.8	15.2	3 = Amalie Arena; Tampa, Fla.			
REBOUNDS	195	221	4 = HP Field House; Orlando, Fla.; AdvoCare Invitational			
Rebounds per game	32.5	36.8	5 = Madison Square Garden; New York, N.Y.; Jimmy V Classic			
Rebounding margin	-4.3	-	6 = BB&T Center; Sunrise, Fla.; Orange Bowl Classic			
ASSISTS	68	61				
Assists per game	11.3	10.2				
TURNOVERS	71	104				
Turnovers per game	11.8	17.3				
Turnover margin	+5.5	-				
Assist/turnover ratio	1.0	0.6				
STEALS	54	39				
Steals per game	9.0	6.5				
BLOCKS	22	20				
Blocks per game	3.7	3.3				
ATTENDANCE	31642	48916				
Home games-Avg/Game	3-10547	3-16305				
Neutral site-Avg/Game	-	0-0				

Score by Periods	1st	2nd	OT	Totals
Florida	209	225	13	447
Opponents	174	222	9	405

2016-17 Florida Men's Basketball
Florida Category Leaders (as of Jan 18, 2017)
All games

Points	G	Pts	Pts/G	Scoring Average	G	Pts	Avg/G
Allen, KeVaughn	18	237	13.2	Allen, KeVaughn	18	237	13.2
Barry, Canyon	18	230	12.8	Barry, Canyon	18	230	12.8
Robinson, Devin	18	202	11.2	Robinson, Devin	18	202	11.2
Hill, Kasey	18	172	9.6	Hill, Kasey	18	172	9.6
Egbunu, John	16	122	7.6	Egbunu, John	16	122	7.6
Leon, Justin	18	114	6.3	Leon, Justin	18	114	6.3
Hayes, Kevarrius	18	97	5.4	Hayes, Kevarrius	18	97	5.4
Chiozza, Chris	18	96	5.3	Chiozza, Chris	18	96	5.3
Stone, Keith	18	91	5.1	Stone, Keith	18	91	5.1
Rimmer, Schuyler	10	14	1.4	Rimmer, Schuyler	10	14	1.4
Hester, Eric	10	14	1.4	Hester, Eric	10	14	1.4
Gak, Gorjok	7	7	1.0	Gak, Gorjok	7	7	1.0

FG Percentage	FG	Att	Pct	Field Goal Attempts	G	Att	Att/G
Gak, Gorjok	3	5	.600	Allen, KeVaughn	18	189	10.5
Hayes, Kevarrius	33	55	.600	Barry, Canyon	18	167	9.3
Rimmer, Schuyler	5	9	.556	Hill, Kasey	18	145	8.1
Hester, Eric	5	10	.500	Robinson, Devin	18	141	7.8
Robinson, Devin	70	141	.496	Egbunu, John	16	93	5.8
Stone, Keith	30	64	.469				
Egbunu, John	42	93	.452	Field Goals Made	G	Made	Made/G
Allen, KeVaughn	84	189	.444	Allen, KeVaughn	18	84	4.7
Leon, Justin	39	89	.438	Barry, Canyon	18	71	3.9
Hill, Kasey	62	145	.428	Robinson, Devin	18	70	3.9
Barry, Canyon	71	167	.425	Hill, Kasey	18	62	3.4
Chiozza, Chris	28	82	.341	Egbunu, John	16	42	2.6

3-Point Percentage	3FG	Att	Pct	3-Point FG Attempts	G	Att	Att/G
Egbunu, John	1	1	1.000	Allen, KeVaughn	18	90	5.0
Stone, Keith	12	28	.429	Barry, Canyon	18	72	4.0
Leon, Justin	20	50	.400	Leon, Justin	18	50	2.8
Allen, KeVaughn	35	90	.389	Robinson, Devin	18	43	2.4
Hester, Eric	3	8	.375	Chiozza, Chris	18	42	2.3
Barry, Canyon	23	72	.319				
Robinson, Devin	13	43	.302	3-Point FG Made	G	Made	Made/G
Chiozza, Chris	10	42	.238	Allen, KeVaughn	18	35	1.9
Hill, Kasey	4	21	.190	Barry, Canyon	18	23	1.3
Rimmer, Schuyler	0	1	.000	Leon, Justin	18	20	1.1
				Robinson, Devin	18	13	0.7
				Stone, Keith	18	12	0.7

Free Throw Percent	FG	Att	Pct	Free Throw Attempts	G	Att	Att/G
Barry, Canyon	65	75	.867	Barry, Canyon	18	75	4.2
Allen, KeVaughn	34	40	.850	Egbunu, John	16	70	4.4
Robinson, Devin	49	63	.778	Hill, Kasey	18	68	3.8
Chiozza, Chris	30	39	.769	Robinson, Devin	18	63	3.5
Leon, Justin	16	21	.762	Hayes, Kevarrius	18	48	2.7
Stone, Keith	19	29	.655				
Hill, Kasey	44	68	.647	Free Throws Made	G	Made	Made/G
Hayes, Kevarrius	31	48	.646	Barry, Canyon	18	65	3.6
Rimmer, Schuyler	4	7	.571	Robinson, Devin	18	49	2.7
Egbunu, John	37	70	.529	Hill, Kasey	18	44	2.4
Gak, Gorjok	1	2	.500	Egbunu, John	16	37	2.3
Hester, Eric	1	2	.500	Allen, KeVaughn	18	34	1.9

2016-17 Florida Men's Basketball
Florida Category Leaders (as of Jan 18, 2017)
All games

Rebounds	G	Reb	Reb/G
Egbunu, John	16	110	6.9
Robinson, Devin	18	97	5.4
Hayes, Kevarrius	18	67	3.7
Barry, Canyon	18	60	3.3
Leon, Justin	18	55	3.1

Assists	G	No.	Ast/G
Hill, Kasey	18	85	4.7
Chiozza, Chris	18	57	3.2
Allen, KeVaughn	18	23	1.3
Barry, Canyon	18	14	0.8
Robinson, Devin	18	12	0.7

Rebound Average	G	Reb	Avg/G
Egbunu, John	16	110	6.9
Robinson, Devin	18	97	5.4
Hayes, Kevarrius	18	67	3.7
Barry, Canyon	18	60	3.3
Leon, Justin	18	55	3.1

Steals	G	No.	Stl/G
Hill, Kasey	18	36	2.0
Chiozza, Chris	18	27	1.5
Allen, KeVaughn	18	23	1.3
Robinson, Devin	18	18	1.0
Barry, Canyon	18	11	0.6

Offensive Rebounds	G	No.	Avg/G
Egbunu, John	16	45	2.8
Robinson, Devin	18	30	1.7
Hayes, Kevarrius	18	29	1.6
Leon, Justin	18	22	1.2
Barry, Canyon	18	19	1.1

Blocked Shots	G	No.	Blk/G
Egbunu, John	16	29	1.8
Hayes, Kevarrius	18	23	1.3
Robinson, Devin	18	12	0.7
Barry, Canyon	18	7	0.4
Stone, Keith	18	6	0.3

Defensive Rebounds	G	No.	Avg/G
Robinson, Devin	18	67	3.7
Egbunu, John	16	65	4.1
Barry, Canyon	18	41	2.3
Hill, Kasey	18	40	2.2
Hayes, Kevarrius	18	38	2.1

Minutes	G	No.	Min/G
Hill, Kasey	18	523	29.1
Allen, KeVaughn	18	497	27.6
Robinson, Devin	18	450	25.0
Barry, Canyon	18	406	22.6
Egbunu, John	16	367	22.9

Fouls	G	No.	Per/G
Egbunu, John	16	42	2.6
Chiozza, Chris	18	42	2.3
Leon, Justin	18	39	2.2
Hill, Kasey	18	39	2.2
Robinson, Devin	18	38	2.1

Turnovers	G	No.	TO/G
Hill, Kasey	18	53	2.9
Allen, KeVaughn	18	29	1.6
Egbunu, John	16	25	1.6
Chiozza, Chris	18	25	1.4
Robinson, Devin	18	20	1.1

Foulsouts	G	No.
Hill, Kasey	18	2
Robinson, Devin	18	2
Chiozza, Chris	18	1
Egbunu, John	16	1

2016-17 Florida Men's Basketball
Florida Team Game-by-Game Comparison (as of Jan 18, 2017)
All games

Opponent	1st	2nd	Score	Mar	Total FG	FG Pct	3-Pointers	3FG Pct	Free Throws	FT Pct	Rebounds	Assist	T/Over	Block	Steal	Fouls
FGCU	40/35	40/24	80-59	+21	28-62/23-59	.452/.390	4-15/8-20	.267/.400	20-26/5-11	.769/.455	41/38 +3	11/8	7/19	9/2	13/1	16/22
Mercer	36/14	40/40	76-54	+22	22-61/19-51	.361/.373	8-25/7-19	.320/.368	24-30/9-17	.800/.529	47/32 +15	14/9	13/17	6/4	6/6	18/31
St. Bonaventure	38/32	35/34	73-66	+7	23-56/24-63	.411/.381	8-17/9-27	.471/.333	19-29/9-14	.655/.643	41/36 +5	10/8	17/17	6/8	7/8	15/23
Belmont	38/26	40/35	78-61	+17	27-59/20-51	.458/.392	5-21/7-27	.238/.259	19-24/14-22	.792/.636	33/35 (2)	12/11	12/21	5/0	11/3	23/18
Seton Hall	39/40	42/36	81-76	+5	26-58/27-63	.448/.429	8-24/5-14	.333/.357	21-29/17-25	.724/.680	38/40 (2)	8/8	12/12	7/1	4/5	25/26
Gonzaga	37/32	35/45	72-77	(5)	24-65/30-58	.369/.517	2-19/7-16	.105/.438	22-24/10-14	.917/.714	34/38 (4)	9/12	8/16	6/3	7/6	17/24
Miami	34/30	31/26	65-56	+9	24-52/23-61	.462/.377	3-9/4-14	.333/.286	14-20/6-9	.700/.667	33/37 (4)	11/8	9/13	11/2	9/4	15/16
North Florida	45/25	46/35	91-60	+31	31-53/20-53	.585/.377	9-19/6-22	.474/.273	20-28/14-19	.714/.737	32/29 +3	17/2	12/20	3/3	8/4	18/21
Duke	31/41	43/43	74-84	(10)	26-61/32-61	.426/.525	6-11/7-17	.545/.412	16-23/13-14	.696/.929	32/35 (3)	10/16	13/13	8/6	6/8	17/18
Florida State	34/36	44/47	78-83	(5)	29-62/27-59	.468/.458	4-16/4-15	.250/.267	16-25/25-33	.640/.758	33/42 (9)	9/10	9/14	2/4	5/4	24/17
Charlotte	48/22	39/24	87-46	+41	29-58/14-51	.500/.275	6-21/4-16	.286/.250	23-30/14-21	.767/.667	44/23 +21	17/7	13/20	4/0	13/7	18/22
LITTLE ROCK	56/27	38/44	94-71	+23	34-57/29-58	.596/.500	16-31/5-16	.516/.313	10-13/8-11	.769/.727	33/24 +9	20/11	13/13	3/2	8/3	13/16
Arkansas	44/35	37/37	81-72	+9	30-67/25-61	.448/.410	9-26/6-15	.346/.400	12-21/16-20	.571/.800	37/37 -	13/12	9/13	6/6	6/4	17/19
OLE MISS	35/21	35/42	70-63	+7	25-60/24-47	.417/.511	9-25/5-19	.360/.263	11-21/10-13	.524/.769	28/34 (6)	10/8	10/21	1/3	11/10	15/20
TENNESSEE	32/33	51/37	83-70	+13	28-56/27-54	.500/.500	9-20/6-14	.450/.429	18-26/10-13	.692/.769	31/31 -	13/10	11/19	3/1	10/6	16/22
Alabama	38/31	42/36	80-67	+13	25-53/23-50	.472/.460	6-17/5-13	.353/.385	24-32/16-32	.750/.500	30/37 (7)	11/8	12/18	4/4	9/5	22/24
GEORGIA	32/33	35/34	80-76	+4	22-55/28-58	.400/.483	9-23/4-16	.391/.250	27-35/16-21	.771/.762	32/41 (9)	13/15	13/18	3/0	9/7	22/27
South Carolina	28/21	25/36	53-57	(4)	19-54/15-51	.352/.294	0-17/4-13	.000/.308	15-28/23-34	.536/.676	37/41 (4)	8/8	16/15	5/6	9/7	27/28

Note: Game totals are displayed in the format TEAM/OPPONENT for each category

2016-17 Florida Men's Basketball
Florida Team Game-by-Game (as of Jan 18, 2017)
All games

TEAM STATISTICS

Opponent	Date	Score		Total		3-Pointers		Free throws		Rebounds				pf	a	t/o	blk	stl	pts	avg
				fg-fga	pct	3fg-fga	pct	ft-fta	pct	off	def	tot	avg							
vs FGCU	11/11/16	80-59	W	28-62	.452	4-15	.267	20-26	.769	15	26	41	41.0	16	11	7	9	13	80	80.0
vs Mercer	11/13/16	76-54	W	22-61	.361	8-25	.320	24-30	.800	20	27	47	44.0	18	14	13	6	6	76	78.0
vs St. Bonaventure	11/17/16	73-66	W	23-56	.411	8-17	.471	19-29	.655	16	25	41	43.0	15	10	17	6	7	73	76.3
vs Belmont	11/21/16	78-61	W	27-59	.458	5-21	.238	19-24	.792	9	24	33	40.5	23	12	12	5	11	78	76.8
vs Seton Hall	11/24/16	81-76	W	26-58	.448	8-24	.333	21-29	.724	12	26	38	40.0	25	8	12	7	4	81	77.6
vs Gonzaga	11/25/16	72-77	L	24-65	.369	2-19	.105	22-24	.917	16	18	34	39.0	17	9	8	6	7	72	76.7
vs Miami	11/27/16	65-56	W	24-52	.462	3-9	.333	14-20	.700	9	24	33	38.1	15	11	9	11	9	65	75.0
at North Florida	12/1/16	91-60	W	31-53	.585	9-19	.474	20-28	.714	7	25	32	37.4	18	17	12	3	8	91	77.0
vs Duke	12/6/16	74-84	L	26-61	.426	6-11	.545	16-23	.696	13	19	32	36.8	17	10	13	8	6	74	76.7
at Florida State	12/11/16	78-83	L	29-62	.468	4-16	.250	16-25	.640	9	24	33	36.4	24	9	9	2	5	78	76.8
vs Charlotte	12/17/16	87-46	W	29-58	.500	6-21	.286	23-30	.767	14	30	44	37.1	18	17	13	4	13	87	77.7
LITTLE ROCK	12/21/16	94-71	W	34-57	.596	16-31	.516	10-13	.769	10	23	33	36.8	13	20	13	3	8	94	79.1
at Arkansas	12/29/16	81-72	W	30-67	.448	9-26	.346	12-21	.571	16	21	37	36.8	17	13	9	6	6	81	79.2
OLE MISS	1/3/17	70-63	W	25-60	.417	9-25	.360	11-21	.524	12	16	28	36.1	15	10	10	1	11	70	78.6
TENNESSEE	1/7/17	83-70	W	28-56	.500	9-20	.450	18-26	.692	11	20	31	35.8	16	13	11	3	10	83	78.9
at Alabama	1/10/17	80-67	W	25-53	.472	6-17	.353	24-32	.750	6	24	30	35.4	22	11	12	4	9	80	78.9
GEORGIA	1/14/17	80-76	Wot	22-55	.400	9-23	.391	27-35	.771	8	24	32	35.2	22	13	13	3	9	80	79.0
at South Carolina	1/18/17	53-57	L	19-54	.352	0-17	.000	15-28	.536	13	24	37	35.3	27	8	16	5	9	53	77.6
Florida		1396		472-1049	.450	121-356	.340	331-464	.713	216	420	636	35.3	338	216	209	92	151	1396	77.6
Opponents		1198		430-1009	.426	103-313	.329	235-343	.685	198	432	630	35.0	394	171	299	55	98	1198	66.6

Games played: 18
Points/game: 77.6
FG Pct: 45.0
3FG Pct: 34.0
FT Pct: 71.3

Rebounds/game: 35.3
Assists/game: 12.0
Turnovers/game: 11.6
Assist/turnover ratio: 1.0
Steals/game: 8.4
Blocks/game: 5.1

2016-17 Florida Men's Basketball
Florida Opponent Game-by-Game (as of Jan 18, 2017)
All games

OPPONENT STATISTICS

Opponent	Date	Score		Total		3-Pointers		Free throws		Rebounds				pf	a	t/o	blk	stl	pts	avg
				fg-fga	pct	3fg-fga	pct	ft-fa	pct	off	def	tot	avg							
vs FGCU	11/11/16	80-59	W	23-59	.390	8-20	.400	5-11	.455	14	24	38	38.0	22	8	19	2	1	59	59.0
vs Mercer	11/13/16	76-54	W	19-51	.373	7-19	.368	9-17	.529	10	22	32	35.0	31	9	17	4	6	54	56.5
vs St. Bonaventure	11/17/16	73-66	W	24-63	.381	9-27	.333	9-14	.643	15	21	36	35.3	23	8	17	8	8	66	59.7
vs Belmont	11/21/16	78-61	W	20-51	.392	7-27	.259	14-22	.636	11	24	35	35.2	18	11	21	0	3	61	60.0
vs Seton Hall	11/24/16	81-76	W	27-63	.429	5-14	.357	17-25	.680	15	25	40	36.2	26	8	12	1	5	76	63.2
vs Gonzaga	11/25/16	72-77	L	30-58	.517	7-16	.438	10-14	.714	12	26	38	36.5	24	12	16	3	6	77	65.5
vs Miami	11/27/16	65-56	W	23-61	.377	4-14	.286	6-9	.667	16	21	37	36.6	16	8	13	2	4	56	64.1
at North Florida	12/1/16	91-60	W	20-53	.377	6-22	.273	14-19	.737	10	19	29	35.6	21	2	20	3	4	60	63.6
vs Duke	12/6/16	74-84	L	32-61	.525	7-17	.412	13-14	.929	10	25	35	35.6	18	16	13	6	8	84	65.9
at Florida State	12/11/16	78-83	L	27-59	.458	4-15	.267	25-33	.758	11	31	42	36.2	17	10	14	4	4	83	67.6
vs Charlotte	12/17/16	87-46	W	14-51	.275	4-16	.250	14-21	.667	6	17	23	35.0	22	7	20	0	7	46	65.6
LITTLE ROCK	12/21/16	94-71	W	29-58	.500	5-16	.313	8-11	.727	8	16	24	34.1	16	11	13	2	3	71	66.1
at Arkansas	12/29/16	81-72	W	25-61	.410	6-15	.400	16-20	.800	11	26	37	34.3	19	12	13	6	4	72	66.5
OLE MISS	1/3/17	70-63	W	24-47	.511	5-19	.263	10-13	.769	7	27	34	34.3	20	8	21	3	10	63	66.3
TENNESSEE	1/7/17	83-70	W	27-54	.500	6-14	.429	10-13	.769	9	22	31	34.1	22	10	19	1	6	70	66.5
at Alabama	1/10/17	80-67	W	23-50	.460	5-13	.385	16-32	.500	10	27	37	34.2	24	8	18	4	5	67	66.6
GEORGIA	1/14/17	80-76	Wot	28-58	.483	4-16	.250	16-21	.762	11	30	41	34.6	27	15	18	0	7	76	67.1
at South Carolina	1/18/17	53-57	L	15-51	.294	4-13	.308	23-34	.676	12	29	41	35.0	28	8	15	6	7	57	66.6
Opponents		1198		430-1009	.426	103-313	.329	235-343	.685	198	432	630	35.0	394	171	299	55	98	1198	66.6
Florida		1396		472-1049	.450	121-356	.340	331-464	.713	216	420	636	35.3	338	216	209	92	151	1396	77.6

Games played: 18
Points/game: 66.6
FG Pct: 42.6
3FG Pct: 32.9
FT Pct: 68.5

Rebounds/game: 35.0
Assists/game: 9.5
Turnovers/game: 16.6
Assist/turnover ratio: 0.6
Steals/game: 5.4
Blocks/game: 3.1

2016-17 Florida Men's Basketball
Florida Points-Rebounds-Assists (as of Jan 18, 2017)
All games

Opponent	Date	Score		00	01	02	05	11	12	13
				HILL,KASEY	ROBINSON,D	HESTER,ERI	ALLEN,KEVA	CHIOZZA,CH	GAK,GORJOK	HAYES,KEVA
vs FGCU	11/11/16	80-59	w	11-3-4	14-6-0	0-1-0	6-2-2	6-2-4	0-0-0	9-5-1
vs Mercer	11/13/16	76-54	w	6-3-2	12-9-1	1-0-0	13-3-5	4-1-2	1-2-0	4-4-0
vs St. Bonaventure	11/17/16	73-66	w	4-2-4	14-7-1	DNP	16-3-1	6-4-2	DNP	3-3-0
vs Belmont	11/21/16	78-61	w	5-1-5	11-4-2	0-0-0	14-1-0	8-2-1	0-2-0	7-4-0
vs Seton Hall	11/24/16	81-76	w	6-2-2	5-3-1	DNP	21-6-1	14-1-2	0-0-0	0-0-0
vs Gonzaga	11/25/16	72-77	L	8-4-7	18-5-0	DNP	15-1-0	0-3-1	DNP	2-2-0
vs Miami	11/27/16	65-56	w	16-2-3	10-5-1	0-0-0	9-2-1	0-3-5	DNP	4-2-0
at North Florida	12/1/16	91-60	w	5-2-5	10-6-0	3-0-1	5-2-1	16-4-9	4-2-0	8-3-0
vs Duke	12/6/16	74-84	L	13-7-6	11-4-1	DNP	21-0-0	2-1-1	DNP	2-2-0
at Florida State	12/11/16	78-83	L	21-3-3	8-5-0	0-0-0	16-0-0	6-3-4	DNP	4-7-0
vs Charlotte	12/17/16	87-46	w	6-4-5	15-9-1	7-0-1	8-2-3	9-3-4	0-2-0	9-5-0
LITTLE ROCK	12/21/16	94-71	w	11-2-11	21-7-2	3-1-0	19-5-3	3-3-3	2-0-0	12-8-0
at Arkansas	12/29/16	81-72	w	10-2-6	17-7-0	DNP	21-2-0	5-0-4	DNP	10-6-0
OLE MISS	1/3/17	70-63	w	8-5-5	11-0-0	DNP	14-5-1	1-2-3	DNP	4-5-0
TENNESSEE	1/7/17	83-70	w	7-2-7	4-2-0	DNP	23-5-1	2-3-2	DNP	3-2-0
at Alabama	1/10/17	80-67	w	13-5-4	8-6-0	DNP	6-1-2	8-1-2	DNP	8-4-0
GEORGIA	1/14/17	80-76	w	11-0-4	5-2-2	0-0-0	9-1-2	2-2-4	DNP	2-3-0
at South Carolina	1/18/17	53-57	L	11-1-2	8-10-0	0-0-0	1-2-0	4-4-4	DNP	6-2-0

Opponent	Date	Score		15	23	24	25	32
				EGBUNU,JOH	LEON,JUSTI	BARRY,CANY	STONE,KEIT	RIMMER,SCH
vs FGCU	11/11/16	80-59	w	13-8-0	8-3-0	13-6-0	0-2-0	0-0-0
vs Mercer	11/13/16	76-54	w	6-8-0	17-5-1	7-4-0	2-3-3	3-0-0
vs St. Bonaventure	11/17/16	73-66	w	8-10-1	6-3-0	16-5-1	0-0-0	DNP
vs Belmont	11/21/16	78-61	w	12-8-1	0-5-1	17-2-0	4-1-2	0-1-0
vs Seton Hall	11/24/16	81-76	w	8-10-0	7-7-0	20-6-2	0-0-0	DNP
vs Gonzaga	11/25/16	72-77	L	12-7-0	5-4-0	12-5-1	0-0-0	DNP
vs Miami	11/27/16	65-56	w	7-4-0	4-2-0	0-2-1	15-8-0	DNP
at North Florida	12/1/16	91-60	w	7-5-0	13-1-0	12-4-0	8-1-1	0-1-0
vs Duke	12/6/16	74-84	L	9-12-0	7-3-1	6-1-1	3-1-0	DNP
at Florida State	12/11/16	78-83	L	8-5-0	7-1-1	6-2-1	2-3-0	DNP
vs Charlotte	12/17/16	87-46	w	DNP	4-6-1	16-4-2	10-4-0	3-4-0
LITTLE ROCK	12/21/16	94-71	w	DNP	0-0-0	15-1-0	5-2-0	3-1-1
at Arkansas	12/29/16	81-72	w	5-11-1	6-4-0	2-1-2	5-0-0	0-0-0
OLE MISS	1/3/17	70-63	w	7-5-0	5-1-0	20-2-0	0-1-1	DNP
TENNESSEE	1/7/17	83-70	w	2-0-0	19-6-0	15-4-2	5-1-1	3-3-0
at Alabama	1/10/17	80-67	w	6-2-0	4-0-0	13-4-1	14-2-2	DNP
GEORGIA	1/14/17	80-76	w	5-11-0	2-1-0	27-7-0	17-2-1	0-1-0
at South Carolina	1/18/17	53-57	L	7-4-1	0-3-1	13-0-0	1-6-0	2-0-0