



Georgia

2011-12 Basketball Update

Tim Hix, Associate Director, UGA Sports Communications • Office: (706) 542-1621 • Cell: (706) 540-7487

Email: thix@sports.uga.edu • Twitter: @UGABasketball, @UGAAthletics • Facebook.com/georgiabulldogs • www.georgiadogs.com

The Essentials

Sunday, February 19, 2012
Stegeman Coliseum - Athens, Ga.
Tipoff Time: 1:07 p.m. (EST)

TELEVISION

Live regional TV coverage by Fox Sports Net South (Dave Neal and Larry Conley)

GEORGIA RADIO

Bulldog Sports Network presented by IMG: **Scott Howard** (Play-by-Play), **Mark Slonaker** (Color)
Local station: In Atlanta: WSB (750 AM) & WBTS (95.5 FM). **In Athens:** WRFC (AM 960).

SATELLITE RADIO

The majority of Georgia basketball games in 2011-12 can be heard on SiriusXM Radio. Today's game is on XM 199 and Sirius 220. For more SEC programming info, see:

<http://www.siriusxm.com/collegebasketballschedule#>

ON THE INTERNET

For up-to-date information, log on to:

<http://www.georgiadogs.com>

Online radio broadcasts of Georgia games can be found on the **Georgiadogs GTV** web site (subscription required).

2011-12 Schedule / Results

Date	Opponent	TV	Tipoff
N4	Georgia 74, Morehouse 50 (Exh.)		
N11	Georgia 62, Wofford 49		
N13	Georgia 63, Bowling Green 54*		
N16	Georgia 72, South Dakota State 61*		
N21	#20 California 70, Georgia 46**		
N22	Georgia 61, Notre Dame 57**		
N25	#12 Xavier 70, Georgia 56		
N28	Colorado 70, Georgia 68		
D2	Cincinnati 57, Georgia 51#		
D7	Georgia Tech 68, Georgia 56		
D17	Georgia 63, Southern Cal 59		
D20	Georgia 72, Mercer 58		
D23	Georgia 64, Furman 50		
D27	Georgia 92, Winthrop 86 (OT)		
D30	Georgia 58, Delaware State 51		
J7	Alabama 74, Georgia 59		
J10	#19 Florida 70, Georgia 48		
J14	Vanderbilt 77, Georgia 66		
J18	Georgia 57, Tennessee 53 (OT)		
J21	Ole Miss 66, Georgia 63		
J24	#1 Kentucky 57, Georgia 44		
F1	Auburn 59, Georgia 51		
F4	Tennessee 73, Georgia 62		
F8	Georgia 81, Arkansas 59		
F11	Georgia 70, #20 Mississippi State 68 (OT)		
F15	South Carolina 57, Georgia 56		
F19	Vanderbilt	FSN	1:00
F22	at LSU	SECN	8:00
F25	Florida	SECN	4:00
M1	at Kentucky	TBA	9:00
M3	South Carolina	SECN	1:30
M8-11	SEC Tourn. @New Orleans		TBA
	*Progressive CBE Classic - Athens		
	**Progressive CBE Classic - Kansas City		
	#SEC/Big East Challenge		
	All Times Eastern		

GAME 26 — Vanderbilt at Georgia



GEORGIA BULLDOGS (12-13, 3-8)

Head Coach: Mark Fox

Record at UGA: 47-42 (3rd season). Overall Record: 170-85 (8th season)

vs.



VANDERBILT COMMODORES (18-8, 7-4)

Head Coach: Kevin Stallings

Record at VU: 254-156 (13th season). Overall Record: 277-219 (18th season)

About this game...

• For just the second time this month, Georgia plays a game on its home court. The Bulldogs return to Stegeman Coliseum for a Sunday afternoon contest against Vanderbilt. They arrive at this game with a 12-13 overall record, 3-8 in SEC play, having dropped a 57-56 decision at South Carolina on Wednesday night. The loss ended their modest, 2-game winning streak that included the program's first road win over a Top 25 team in eight years (70-68 @Miss. State).

These two teams met five weekends ago in Nashville. Vanderbilt took a 77-66 victory in a game that was closely contested until the final minutes. Foul trouble, however, crippled any chance at a Bulldog rally. For the only time in the past six seasons, three Georgia players fouled out of a game.

• In its only appearance at home thus far in February, Georgia put together perhaps its best performance of the season in defeating Arkansas 81-59 on Feb. 8. The Bulldogs shot 53 percent from the field -- their only SEC game over the 50 percent mark -- and scored their highest output thus far in a regulation-time game.

• On Monday, senior guard **Gerald Robinson, Jr.**, was named as the SEC's Player of the Week. He played key roles in both of Georgia's victories last week, including a career-high 27 points against Arkansas and 10 late-game points in the win at Mississippi State.

• Robinson's recent outburst has caused him to challenge freshman **Kentavious Caldwell-Pope** for team scoring honors. KCP has held that spot throughout the 2012 season. He currently leads them at 14.2 points per game, and also has team-high numbers in minutes (32.6 mpg), defensive rebounds (94), steals (44), shots taken (310) and 3-pointers taken (177).

• The Bulldogs enjoyed a rare Friday off two days ago in preparation for, in a technical sense, a 3-game week: today vs. Vandy, Wednesday at LSU and Saturday back home vs. Florida.

2011-12 Bulldogs at a Glance

Possible Starters...

No.	Name	Pos.	Ht.	Wt.	Cl.	PPG	RPG	Worth Noting...
15	Donte' Williams*	F	6-9	220	So.	7.6	5.5	Team's leading rebounder throughout season.
2	Marcus Thornton*	F	6-7	235	So.	2.9	5.1	Career-high 10 pts. last week vs. Arkansas.
1	Kentavious Caldwell-Pope	G	6-5	200	Fr.	14.2	5.3	8th in SEC in scoring, 5th in steals, 3rd in 3FGs made.
22	Gerald Robinson, Jr.*	G	6-1	180	Sr.	13.9	3.8a	Current SEC Player of the Week; Led Dogs to 2 Ws last wk.
3	Dustin Ware***	G	5-11	172	Sr.	8.1	2.2	5th-leading career 3-point shooter in UGA history.

Off the Bench...

5	Tim Dixon	F/C	6-9	225	Fr.	0.4	0.9	Long, athletic forward will provide frontcourt depth.
10	Elliott Long	G/F	6-4	185	RFr.	0.0	0.0	Walk-on who redshirted as a freshman
11	Vincent Williams**	G	6-0	160	Jr.	3.4	1.1	Expanded role this season includes 10 starts thus far.
12	Matt Bucklin**	G	6-0	170	Sr.	0.0	0.0	Former walk-on who earned a scholarship for 2012.
20	Connor Nolte*	F	6-7	215	Sr.	1.6	1.2	UGA career best-matching 11 pts. Dec. 20 vs. Mercer
23	Sherrard Brantley*	G	6-2	185	Jr.	1.6	0.7	3-point specialist capable of expanded role in '12.
32	John Florveus	F/C	6-11	230	Jr.	1.9	1.8	6 pts, 6 rebs., 22 minutes Saturday at Tennessee.
33	Jay Rome	F	6-6	254	Fr.	0.2	1.0	TE on football team; has appeared in five games.
41	John Cannon	C	6-10	245	Fr.	0.8	0.7	Will back up frontcourt positions in freshman season.
42	Nemanja Djuriscic	F	6-8	230	Fr.	6.8	3.9	14 points (3x4 treys) & 5 rebs. in win vs. Arkansas.

*Denotes letters earned

Head Coach: Mark Fox (E. New Mexico '91). **Assistant Coaches:** Kwanza Johnson (Tulsa '95), Philip Pearson (Alabama '93), Stacey Palmore (Livingstone '93)

Dir. of Basketball Operations: Kent Davison (Sterling '72). **Operations Coordinator:** Todd Okeson (Nevada '04). **Graduate Manager:** Will MacEwen (Georgia '11)

Pronunciations:

Donte' Williams = DON - tay Sherrard Brantley = Sherr - ARD Connor Nolte = NOL - tee
Nemanja Djuriscic = ni - MAHN - ya JUR - i - sich (perfectly acceptable to refer to him as "Nemi")
John Florveus = FLOR - vee - uhss Kentavious Caldwell-Pope = ken-TAY-vee-uhss



Covering Georgia Basketball

• Interviews

• Interview opportunities for players and Coach Fox will be on pre-determined dates and times during the season. As much advance notice as possible will be given before these dates. These opportunities will take place before the team's daily practices, which generally start at 3:00 p.m. on weekdays. Media are encouraged to arrange interviews in advance with Tim Hix of the Sports Information Office.

• Locker, training and weight room facilities are open only to coaches, players and support staff.

• Practices

• Practices will be CLOSED to the media this season. However, television and still photographers will be able to shoot the FIRST 15 MINUTES of each practice. During this 15-minute period, all photographers are asked to remain in the baseline areas normally reserved for shooting in a game.

• Post-Game Interviews

• After a brief "cooling-off" period, Coach Fox and requested players will be available in the theater-type Conference Room, located through Portal #2. Coach Fox will answer questions first before proceeding to his post-game radio show. Requested players will follow in the Conference Room.

• Video Highlights & Interviews

The Georgia Sports Communications Office will provide game highlights and interviews via FTP server. TV stations wishing to obtain these weekly features should contact the Sports Comm. office for the appropriate access information.

• SEC Coaches' Teleconference

Coach Fox will participate in the weekly SEC Coaches' teleconference, beginning in January, at 11:21 a.m. (EST). Media wishing to join the Monday/Thursday teleconference should contact the SEC office for the appropriate phone number.

• On the Internet

Up-to-the-minute information and breaking news on Georgia basketball can be found online at a number of different sources:

Website

www.georgiadogs.com

Facebook

www.facebook.com/georgiabulldogs

also: Georgia Dawgs Hoops

Twitter

@UGABasketball

@UGAAthletics

@CoachMarkFox

• Live In-Game Statistics

Media wishing to obtain a running statistical account of each home game can log onto the following website:

www.georgiadogs.com/media

About Vanderbilt (18-8 overall, 7-4 in SEC)

Head Coach: Kevin Stallings

Record at Vanderbilt / Years: 254-156 / 13th season

Overall Record / Years: 377-219 / 18th season

Assistant Coaches: David Cason, Brad Frederick, Dan Muller, Tom Richardson

PROBABLE STARTERS

Pos.	No.	Name	Ht.	Wt.	Cl.	Hometown	PPG	RPG
F -	5	Lance Goulbourne	6-8	225	Sr.	Brooklyn, N.Y.	8.9	7.0
F -	44	Jeffery Taylor	6-7	225	Sr.	Norrkoping, Sweden	18.0	6.0
C -	3	Festus Ezeli	6-11	255	Sr.	Benin City, Nigeria	10.4	5.7
G -	1	Brad Tinsley	6-3	210	Sr.	Oregon City, Ore.	9.1	4.5a
G -	23	John Jenkins	6-4	215	Jr.	Hendersonville, Tenn.	19.8	2.8

Georgia vs. Vanderbilt

• Sunday's game is the 135th all-time meeting between these two schools in basketball. Vanderbilt leads the series, which began in 1914 and has been renewed annually since 1951, by an 85-49 count.

• This year marks the 54th time that Georgia and Vanderbilt have played a home-and-home series. Georgia has swept the series just seven times and not since 2001. The two schools have split their series nine of the past 11 years.

• Vanderbilt took both regular-season matchups last season: 73-66 in Nashville in early January and 64-56 five weeks later in Athens.

• Oddly, these two programs have met twice in post-season play on their respective home courts. Georgia defeated Vandy at Memorial Gym in the 1991 SEC Tournament second round. Seven years later, Georgia defeated Vandy at Stegeman Coliseum in the NIT third round, earning a trip to New York for the NIT Final Four in the process.

• A geographical breakdown of the series follows:

• **Games in Athens: UGA leads 33-27**

• **Games in Nashville: Vandy leads 53-13**

• **Neutral-Court Games: Vandy leads 5-3**

• Noteworthy

• Turnovers per Game...as in, Fewest Per Game. It's a stat that isn't kept officially by the SEC office but can be found with a little digging. Georgia leads the league with 10.4 miscues per game, a figure that ranks 8th among 338 Division I teams (the NCAA does indeed keep this stat.). Already this season Georgia has had 11 games of single-digit turnovers, including a season-low four TOs last Saturday at Miss. State. Game-by-game stats are available only back to the 1979-80 season. There is no game during that time span — 1979 to the present — where Georgia committed fewer than its four turnovers from last Saturday.

• Counting his two seasons at Tennessee State, **Gerald Robinson** enters tonight's game with 1,770 career points, 749 at Georgia and 1,021 in two seasons (2008-09) at TSU. That combined figure would rank 4th on Georgia's career scoring list, five points shy of **Vern Fleming** (1981-84).

• **Kentavious Caldwell-Pope** was named as the SEC's Freshman of the Week on Dec. 19. It was the first time for a Georgia player since Trey Thompkins won the F-O-W award for the week of Dec. 1, 2008.

Currently, there are seven freshmen in the SEC that are scoring in double figures. KCP ranks second among those rookies behind Bradley Beal of Florida at 14.2 points per game. He also ranks 3rd among SEC freshmen in minutes played (32.6) behind Miss. State's Rodney Hood and Bradley Beal of Florida. Additionally, KCP leads all freshmen in shots taken (310), ranking 5th among all SEC players.

• There likely hasn't been as valuable a freshman to Georgia since 2005, when point guard **Sundiata Gaines** led the Bulldogs in minutes played, assists and steals, and he was also second on the team in both scoring (12.0) and rebounding (4.9). The last Bulldog freshman to lead his team in scoring at season's end was All-SEC forward **Jumaine Jones** in 1998 (14.7 ppg).

• **Dustin Ware** remains within reachable distance of becoming the 42nd player in UGA history to score 1,000 career points. With a minimum of six games left, he needs just 49 points to reach the mark. What makes Ware so unusual is this: he would become just the 3rd player in UGA history to reach 1,000 points by making more 3-pointers than 2-pointers; G.G. Smith (1996-99) and Levi Stukes (2004-07) are the others.

In-State Trio Signs With Bulldogs

Georgia coach Mark Fox announced on Nov. 9 the signing of three in-state high school seniors to national letters-of-intent to attend UGA and play next season for the Bulldogs: **Kenny Gaines**, a 6-4 guard from Atlanta; **Charles Mann**, a 6-6 guard from Alpharetta; and **Brandon Morris**, a 6-8 forward from Lithonia.

Gaines, at 6-4 and 190 pounds, is currently beginning his senior season at Whitefield Academy in Smyrna. As a junior last season he averaged 20.8 points, 6.3 rebounds and 2.0 assists in leading the Wolfpack to a 23-4 overall record. He is rated as the nation's No. 20 shooting guard prospect by Scout.com and the #24 shooting guard by Rivals.com.

Mann, at 6-6 and 190 pounds, is starting his senior season at AAAAA power Milton High School in Alpharetta. Through the 2011 season, he had played at Union Grove High School in McDonough, where he averaged over 22 points, 6.8 rebounds and 7.1 assists per contest as a junior. There he won All-Region, All-County and Honorable Mention All-State honors, as well as MVP of the Region, as voted by all of its head coaches.

Morris, regarded as a "combo" forward at 6-8, 195 pounds, is currently a senior at Miller Grove High School in Lithonia. One of the top prep programs in Georgia, the Wolverines have won the past three Georgia Class AAAA state titles, going a combined 88-10 over those three seasons. As a junior last season, Morris averaged 11.2 points, 8.0 rebounds and 2.1 blocks per game. He was named to the Georgia Athletic Coaches Association (GACA) junior All-Star North team at season's end, along with Mann.

Noteworthy (cont'd)...

- Dustin Ware last season ranked 5th nationally in assist-to-turnover ratio. This season he doesn't meet the minimum qualifying standard for national ranking (3.0 assists/game). Still, his current A/TO ratio of 3.17 would rate him fourth among all Division I players in that statistic.

- Georgia's win at Miss. State on Saturday was its first road victory over a Top 25 opponent since Jan. 17, 2004, when the Bulldogs defeated then-No. 5 Kentucky 65-57 in Rupp Arena.

- Despite a scoring margin of -1.3, the Bulldogs have tallied more total field goals and more 3-pointers than their opponents this season. The discrepancy rests at the free-throw line, where Georgia's opponents average scoring 3.7 more points -- and 5.4 more attempts -- than the Bulldogs. In the 11-game SEC schedule, the margin is even greater. SEC opponents are averaging 17.1 FT points compared to 10.1 by Georgia.

- Sophomore **Donte' Williams** has benefitted from a greatly increased role this season. The 6-9 forward has become Georgia's top frontline offensive threat, with double-figure scoring seven times already, including a career-high 17 points against South Dakota State. In just 17 games, Williams quintupled his scoring output from his 2011 total. He also leads Georgia in blocked shots with 32.

- The 2011-12 Bulldogs began this season amid fairly low expectations...externally, at least. In the SEC-sponsored media poll -- a panel that featured two journalists from each school's coverage area -- Georgia was pegged for an 8th-place finish in the SEC. This, after a year in which the Bulldogs posted the program's first winning record in SEC play since 2003.

- Georgia senior **Gerald Robinson** was named to the Coaches' Pre-Season All-SEC 2nd Team. The Nashville, Tenn., native was one of 16 players picked to two 8-man squads by the league's head coaches. Robinson is the top returning scorer and assist man for the Bulldogs.

- **Kentavious Caldwell-Pope's** 25 points vs. Ole Miss on Jan. 21 were the most by a UGA freshman in almost 13 years. **D.A. Layne** poured in 26 points in a Feb. 6, 1999 win at home against South Carolina.

- Dustin Ware's current career 3-point shooting percentage ranks him among the best ever in UGA history. Following are the top five long-range shooters at Georgia.

Career 3-Point Percentage Leaders (Minimum 150 3FGs Made)

1. .444 (172-387) by Jody Patton, 1988-91
2. .429 (194-453) by Bernard Davis, 1991-94
3. .396 (231-583) by D.A. Layne, 1999-2001
4. .395 (215-544) by Litterial Green, 1989-92
5. **.374 (185-494) by Dustin Ware, Present**

Of RPIs and Such

A few observations about Georgia's place in the world of the Ratings Percentage Index (RPI):

- Georgia began last week with an RPI of

99, having climbed over 25 spots with back-to-back Top 100 wins. It begins this week back into triple digits at 108, thanks to its loss at No. 167 South Carolina.

- Georgia's win at Miss. State caused a 14-point improvement in the Bulldogs' RPI, from 112 to 98.

- Conversely, the outcome caused State's RPI to balloon from 31 to 45.
- Georgia now has four victories vs. RPI 100 teams. Chronologically, they are:

- 1) 72-61 at home on Nov. 16 vs. No. 63 South Dakota State. The Jackrabbits are currently 21-7 with a 19-point win at Washington on their resume.

- 2) 61-57 neutral-court win vs. No. 38 Notre Dame, which has improved to 17-8 after seven straight Big East wins.

- 3 & 4) Most recently, 81-59 at home over then-No. 59 Arkansas and 70-68 at then-No. 31 Miss. State.

Georgia and the NBA

Georgia's two premature departures from 2011 have seen early-season action with the NBA team that drafted them in the second round. Both **Trey Thompkins** and **Travis Leslie** have played for the Los Angeles Clippers, the former in 11 games and the latter in seven.

Perhaps more noteworthy, however, is the progress of 3rd-year pro **Sundiata Gaines**, who finished his career at Georgia in 2008. After playing in the D-League for 1 1/2 seasons, Gaines was signed in 2010 by Utah, had cups of coffee in Minnesota and Toronto and seems to have found a home in the New Jersey Nets. The Jamaica, N.Y., native is the Nets' No. 5 scorer, averaging 6.2 points per game and playing almost 15 minutes.

For just the third time ever, Georgia now has four alumni currently playing in the NBA: the aforementioned trio, as well as elder statesman **Damien Wilkins**, who now plays in Detroit. Just once has UGA placed five alums in the NBA at the same time: the 1993-94 season (Dominique Wilkins, Willie Anderson, Vern Fleming, Litterial Green and Alec Kessler).

It's also worth mentioning that Georgia's other two departures from last season -- frontcourt men **Jeremy Price** and **Chris Barnes** -- are both playing professionally now, the former in Finland, the latter in Lithuania.

Georgia and the SEC

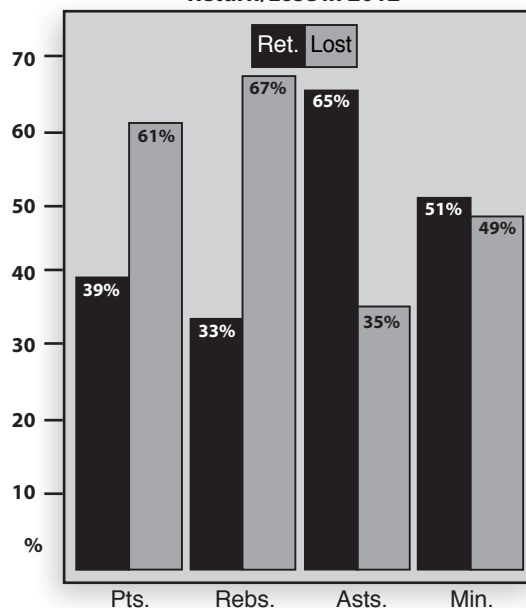
Following are a few tidbits about Georgia's history in the SEC:

- Georgia's all-time record in SEC games, covering 77 years, is 487-718 (.404). That ranks 10th of the 12 current SEC members.

- Georgia can claim one SEC regular-season championship (1990), one regular-season divisional title (2002) and two SEC Tournament crowns (1983, 2008).

- Georgia has had just one AP SEC

What the Bulldogs Return/Lose in 2012



Player of the Year: **Dominique Wilkins** in 1981 and no POY, as voted by the league's coaches since 1987. Other superlative post-season awards include Coaches' SEC Defensive Player of the Year (**Rashad Wright** in 2004), AP SEC Newcomer of the Year (**Jarvis Hayes** in 2002), and Scholar-Athlete of the Year (**Dave Bliss** in 2008).

- Wilkins was the first of four Georgia players to lead the SEC in scoring at season's end. He averaged a league-best 23.6 points per game in 1981. Others to follow him have been **Vern Fleming** (19.8 ppg in 1984), **Jumaine Jones** (18.8 ppg in 1999) and **Jarvis Hayes** (18.6 ppg in 2002).

- Georgia has an all-time SEC Tournament record of 38-49. The 2008 tourney marked the first time since 1997 that Georgia has reached the finals.

- Since the league expanded and was pared into East and West Divisions in 1992, Georgia has a 139-180 (.434) record. Eight times since '92 Georgia has had a league record of .500 or better (1993, '95, '96, '97, '01, '03, 07, '11).

- Since the league's expansion, Georgia has a 75-124 (.376) record against the Eastern Division, a 63-58 mark (.518) against SEC Western Division teams. Bulldog teams have had winning records against the West in 13 of 19 years. Georgia's only undefeated season against the West came in 2003.

- In the 16-game SEC schedule format, Georgia's most wins came in 2003, when it compiled an 11-5 mark. The Bulldogs' timing, however, left much to be desired. That same year, Kentucky won the East with a perfect 16-0 mark and Florida placed second at 12-4. Georgia's 11-5 mark would've won the West by two games.

- In case anyone was wondering, Georgia is 0-3 all-time against Missouri and has never played a basketball game against Texas A&M. The 2001 Bulldogs lost to Mizou in the NCAA Tournament first round.

Comparative Team Statistics

	UGA	VU
Last 5 Games	2-3	2-3
RPI Rank	108	26
Sagarin Rating	113	29
PPG	61.6	74.9
Opp. PPG	62.9	66.7
Scoring Margin	-1.3	+8.3
Field Goal Pct.	.393	.469
Opp. FG Pct.	.421	.422
3-Point FG Pct.	.330	.400
Opp. 3-Point FG Pct.	.323	.330
Free Throw Pct.	.692	.695
Rebounds/Game	33.7	35.1
Opp. Rebounds/Game	34.8	33.4
Rebounding Margin	-1.1	+1.7
Assists/Game	11.3	13.5
Turnovers/Game	10.4	13.7
Turnover Margin	+1.2	-0.5
Assist/TO Ratio	1.1	1.0
Blocks/Game	3.4	4.3
Steals/Game	6.2	6.0

SEC Rankings

	UGA	VU
PPG	12th	3rd
Opp. PPG	3rd	110th
Scoring Margin	11th	3rd
Field Goal Pct.	12th	2nd
FG Pct. Defense	8th	9th
3-Point FG Pct.	7th	1st
3-Point FG Pct. Defense	5th	6th
Free Throw Pct.	8th	6th
Rebounds/Game	11th	10th
Opp. Rebounds/Game	8th	4th
Rebounding Margin	10th	7th
Assists/Game	11th	3rd
Turnovers/Game	1st	9th
Turnover Margin	4th	9th
Assist/TO Ratio	3rd	8th
Blocks/Game	12th	8th
Steals/Game	9th	11th

NCAA Rankings

(out of 338 D1 Teams)

Includes Games Through Feb. 16

	UGA	VU
PPG	290th	43rd
Opp. PPG	75th	164th
Scoring Margin	217th	56th
Field Goal Pct.	318th	52nd
Opp. FG Pct.	132nd	136th
3-Point FG Pct.	212th	12th
Opp. 3-Point FG Pct.	95th	118th
3-Point FGs/Game	110th	6th
Free Throw Pct.	165th	149th
Rebounding Margin	228th	134th
Assists/Game	283rd	120th
Turnovers/Game	8th	171st
Turnover Margin	119th	209th
Assist/TO Ratio	80th	148th
Blocks/Game	168th	74th
Steals/Game	207th	228th
Personal Fouls/Game	157th	34th

Schedule Among Nation's Toughest

Georgia's schedule features as many as 17 games that could come against teams that played in the 2011 postseason. In addition to the SEC, other so-called "power" leagues represented on the Bulldogs 2012 schedule include the following:

Atlantic Coast; Atlantic Ten; Big East; BigTwelve; Pac 12

Additionally, the Bulldogs are slated for at least 16 national television dates and 12 more regional TV appearances. They've been tabbed twice as part of ESPN's "Super Tuesday" coverage of college basketball, both times against SEC Eastern Division rivals: Jan. 10 at Florida and two weeks later at home against Kentucky.

"Masters" of their Field

Two Bulldogs, **Gerald Robinson** and **Connor Nolte**, will be playing the 2011-12 season while pursuing master's degrees. Both transferred to UGA in 2010, Robinson from Tennessee State and Nolte from Furman. Each completed his undergraduate degree and participated in commencement services in 2011. Robinson, whose bachelor's degree is in Speech Communication, is working towards a master's in Adult Education. Nolte earned his first degree in Marketing and is now earning his graduate degree in Sport Management.

Their graduation helped to mark a banner year, academically speaking, for the Bulldogs. Also earning diplomas in the spring of 2011 were Georgia's two 4-year seniors, **Chris Barnes** and **Jeremy Price**. The Bulldogs' next group of 4-year seniors is also due to graduate next spring: **Matt Bucklin** and **Dustin Ware**.

Upgrades to Stegeman Court, Sound

Just one year after a \$13 million cosmetic facelift to Stegeman Coliseum, the 48-year-old arena received two major upgrades in the offseason. A new state-of-the-art sound system was installed during the summer months by Baker Audio of Norcross, Ga., at a cost of nearly \$620,000. In addition, the Bulldogs will enjoy playing on a nearly-new playing court. The UGA Athletic Association purchased the playing surface from the NCAA, which installed it for its 2011 Women's Regional at American Airlines Arena in Dallas, Texas. Typically, the NCAA hires Connor Sport Court International of Amasa, Mich., to manufacture courts for its eight Regional sites, as well as the two Final Four sites. It then sells the slightly-

used courts to interested schools. Total cost for purchasing, resanding and finishing the floor for use in Stegeman Coliseum: \$90,000.

KCP the Latest McD's All-American

When **Kentavious Caldwell-Pope** was named a 2011 McDonald's All-American, it had been almost 20 years since the last Georgia signee earned the prestigious honor. Athens' own **Carlos Strong** arrived on campus in 1992 as a McD's appointee.

Technically, **Damien Wilkins** was the most recent McDonald's All-American to play at Georgia, but he signed with and played at N.C. State for two seasons before transferring to UGA in 2002.

UGA signed five McD's all-stars in a 3-year span from 1979-82. They formed the nucleus of the group that reached the 1983 NCAA Final Four.

SEC Race, Tournament to Have Different Looks in 2012

Just shy of their 20th birthdays, the SEC Eastern and Western Divisions have seen their final days. The league's basketball coaches voted first, followed by its ADs and then its presidents and chancellors, to adopt a 1-12 seeding in the conference post-season tournament, with byes going to the top four finishers. All teams will play the unbalanced, 16-game schedule for the coming season but will increase that total for the 2013 campaign, likely to 18 games, as it was before the SEC was pared into divisions for the 1991-92 season.

The SEC Tournament returns this season to New Orleans for the third time ever, but for the first time at the New Orleans Arena, home to the NBA's Hornets.

"Green As the New York Jets"

As his Bulldogs prepared to begin the 2012 season, head coach Mark Fox alluded to the NFL's New York Jets in describing the team's lack of experience. And he's not too far off. Aside from seniors **Dustin Ware** and **Gerald Robinson**, fellow senior **Connor Nolte** is Georgia's only other player to have ever started in a college basketball game prior to the 2012 season. Nolte started the Bulldogs' first three games of last season and he also started 15 of 60 games as a freshman and sophomore at Furman University in the 2008-09 seasons.

Additionally, because of the installation of the new court at Stegeman Coliseum, all of Georgia's newcomers had never even taken a shot on their home court until early November.

McDonald's HS All-Americans to Play at Georgia

Year	Player	Comment
1979	Dominique Wilkins	UGA's #4 all-time scorer...Hall of Fame inductee
1979	Terry Fair	UGA's #8 all-time scorer, #2 rebounder
1980	James Banks	UGA's #11 career scorer; key player in '83 FF team
1980	Vern Fleming	UGA's #3 career scorer, '84 Olympian, 12-year pro
1982	Donald Hartry	Key player on 3 post-season Bulldog teams
1988	Litterial Green	UGA's career scoring leader, #3 assist leader, 5-yr pro
1989	Shaun Golden	Frosh on '90 SEC Champ. team; Co-Capt. of '93 team
1992	Carlos Strong	No. 12 career scorer, No. 8 career rebounder.
1999	Damien Wilkins	Transferred to UGA from N.C. State; 7-year NBA veteran
2011	Ken. Caldwell-Pope	Freshman on the current Georgia team



MARK FOX

Head Coach
3rd season at Georgia
8th season overall

Fox Facts

Birthdate: January 13, 1969
Birthplace: Salina, Kansas
Hometown: Garden City, Kansas
Family: Wife – Cindy
Children: Parker (11), Olivia (9)

Education

- Garden City Community College (1987-89)
- Eastern New Mexico University (1990-91)
B.S. in Physical Education
- University of Kansas (1996)
M.S. Athletic Administration &
Sports Psychology

Coaching Experience

- **1991-93** Univ. of Washington
Assistant Coach
- **1994-2000** Kansas State University
Assistant Coach
- **2000-04** University of Nevada
Associate Head Coach
- **2005-09** University of Nevada
Head Coach
- **2009-Present** University of Georgia
Head Coach

Head Coaching Record

Yr.	School	Rec.	Conf.	Post-Season
2005	Nevada	25-7	16-2	NCAA
2006	Nevada	27-6	13-3	NCAA
2007	Nevada	29-5	14-2	NCAA
2008	Nevada	21-12	12-4	CBI
2009	Nevada	21-13	11-5	CBI
UNR TOTALS	123-43	66-16		
2010	Georgia	14-17	5-11	---
2011	Georgia	21-12	9-7	NCAA
2012	Georgia	12-13	3-7	
UGA TOTALS	47-42	17-25		
TOTALS	170-85	83-41		

Coaching Honors

- 2005-07 Don Haskins Coach of the Year, Western Athletic Conference

Players with NBA Experience

- Luke Babbitt
- Nick Fazekas
- Armon Johnson
- Travis Leslie
- Rich Manning
- JaVale McGee
- Kevinn Pinkney
- Mark Pope
- Ramon Sessions
- Kirk Snyder
- Trey Thompkins

Anderson Selected as SEC "Legend"

Willie Anderson, a 2-time All-SEC guard, 1988 Olympian and an NBA veteran of 11 seasons, will represent Georgia as part of the 2012 class of the Allstate SEC Basketball Legends. This group, which includes one ex-player or coach from each of the 12 member institutions, will be honored at the SEC Tournament March 8-11 in New Orleans, La.

Each Allstate SEC Basketball legend will be recognized at halftime of his institution's first tournament game. He will also make appearances at the Sunkist Soda SEC FanFare exhibition.

Anderson, a native Atlantan, arrived at Georgia in 1984 as a skinny, 6-7 kid with no true position to play. Head coach Hugh Durham eventually tried him at point guard, where he twice made the All-SEC first team, in 1987-88, leading the '87 team to an improbable NCAA Tournament berth. Despite hardly playing as a freshman, he finished his career with 1,350 points, which currently ranks 16th on Georgia's list of all-time scorers.

Anderson brought the international spotlight to Georgia when he made the 1988 U.S. Olympic basketball team. He later went on to score nearly 7,000 points during his NBA career.

Early Exits Uncommon at UGA

In the program's history, Georgia has had just five players leave school early and get selected in the NBA Draft, led by **Dominique Wilkins** in 1981. Two of those five came last spring in forwards **Trey Thompkins** and **Travis Leslie**.

Early Entry Draftees from Georgia

Year	Player	Team Drafted By
1981	Dominique Wilkins	Utah Jazz
16 years in NBA...Hall of Fame Inductee, 2006		
1999	Jumaine Jones	Atlanta Hawks
8 years in NBA...Currently plays in Italy		
2003	Jarvis Hayes	Washington Wizards
7 years in NBA...Currently plays in Russia		
2011	Travis Leslie	L.A. Clippers
Beginning rookie season		
2011	Trey Thompkins	L.A. Clippers
Beginning rookie season		

Returning Statistical Leaders for Georgia

Scoring

Gerald Robinson.....	12.2 ppg
Dustin Ware.....	8.0 ppg

Rebounding

Dustin Ware.....	2.9 rpg
Gerald Robinson.....	2.2 rpg

Assists

Gerald Robinson.....	4.0 apg
Dustin Ware.....	3.5 apg

Minutes

Dustin Ware.....	33.2 mpg
Gerald Robinson.....	32.4 mpg

% of Returning Players by Statistics

886 of 2,267 points.....	39%
370 of 1,112 indiv. rebounds.....	33%
321 of 495 assists.....	65%
3,411 of 6,750 minutes.....	51%

Top Freshman Seasons in UGA History

Name, Year	G	PPG	RPG
Jacky Dorsey, 1975	25	25.8	11.8
Dom. Wilkins, 1980	16	18.6	6.5
Litterial Green, 1989	31	15.5	1.8
Walter Daniels, 1976	27	15.0	4.0
Cedric Henderson, 1985	28	15.5	7.1
Jumaine Jones, 1998	35	14.7	8.5
Ken. Cald.-Pope, 2012	25	14.2	5.3

UGA Numbers in the Mark Fox Era

Longest Winning Streak: 9 games (11/28/10 through 1/8/11)
Longest SEC Win Streak: 3 games (2/2/11 through 2/12/11)
Longest Losing Streak: 4 games (11/25/11-12/7/11) & 1/21/12-2/05/12
Longest SEC Losing Streak: 4 games (1/21/12 - 2/05/12)
Most Points Scored in a Game: 98 vs. Ole Miss (76), 1/15/11
Most Points Scored in an SEC Game: same
Fewest Points Scored in a Game: 44 vs. Kentucky, 1/24/12
Fewest Points Scored in an SEC Game: Same
Most Points Allowed in a Game: 104 by Florida (2OT game), 1/25/11
Most Points Allowed in an SEC Game: Same
Fewest Points Allowed in a Game: 38 by High Point, 12/21/10
Fewest Points Allowed in an SEC Game: 48 by South Carolina, 2/26/11
Largest Margin of Victory: +47 (85-38) vs. High Point, 12/21/10
Largest Margin of Victory in an SEC Game: +22 (98-76) vs. Ole Miss, 1/15/11; (86-64) vs. Miss. State, 1/22/11 & (81-59) vs. Arkansas, 2/8/12
Largest Margin of Defeat: -28 (89-61) vs. Missouri, 1/2/10
Largest Margin of Defeat in an SEC Game: -19 (63-82) vs. Auburn, 2/10/10
Most Points Allowed in a Win: 86 vs. Winthrop, 12/27/11 (OT game)
Most Points Scored in a Loss: 94 vs. Vanderbilt, 2/25/10
Fewest Points Scored in a Win: 56 vs. Mercer, 12/23/10
Fewest Points Allowed in a Loss: 50 vs. LSU, 3/6/10
Largest Deficit Overcome in a Win: 14 (30-44) vs. St. Louis, 11/20/10
Largest Lead Given Up in a Loss: 14 points (40-26) to Vanderbilt, 2/16/11; (49-35) to Alabama, 3/11/11
Highest FG Percentage: 63.5% (33x52) vs. Ole Miss, 1/15/11
Highest FG Pct. in an SEC Game: same
Lowest FG Percentage: 32.1% (18x56) vs. Xavier, 11/25/11
Lowest FG Pct. in an SEC Game: 25.0% (13x52) vs. Auburn, 2/1/12
Highest 3-Pt. FG Pct.: .692 (9x13) vs. Southern Cal, 12/17/11
Highest 3-Pt. FG Pct. in an SEC Game: .579 (11x19) vs. Miss. State(1/22/11)
Most Assists: 26 vs. Ole Miss, 1/15/11
Most Assists in an SEC Game: same
Record in Home Games: 32-13
Record in Road Games: 8-22
Record in Neutral-Court Games: 4-7
Record in SEC Tournament Games: 2-2
Record in Overtime Games: 3-4
Record vs. Ranked Teams: 4-15

2012 Georgia Basketball Statistics

SEC Games Only

RECORD: OVERALL HOME AWAY NEUTRAL
 CONFERENCE 3-8 2-3 1-5 0-0

##	Player	G	GS	Min	Avg	TOTAL		3-PT.		Pct	FT	FTA	Pct	REBOUNDS				PF	DQ	A	TO	BL	ST	Pts	Avg				
						FG	FGA	Pct	3FG					FGA	Off	Def	Tot									Avg			
01	Cald.-Pope, K.	11	11	388	35.3	54	137	.394	28	80	.350	23	31	.742	12	46	58	5.3	21	1	15	14	4	21	159	14.5			
22	Robinson, G.	11	11	383	34.8	54	140	.386	8	25	.320	39	47	.830	8	48	56	5.1	22	1	48	29	2	17	155	14.1			
42	Djurisic, N.	11	6	243	22.1	34	95	.358	10	25	.400	11	16	.688	23	23	46	4.2	32	1	11	19	1	5	89	8.1			
15	Williams, D.	11	11	295	26.8	36	75	.480	0	0	.000	17	33	.515	31	31	62	5.6	40	3	3	6	11	5	89	8.1			
03	Ware, D.	11	9	359	32.6	27	91	.297	18	72	.250	6	7	.857	4	22	26	2.4	14	0	27	5	0	14	78	7.1			
02	Thornton, M.	8	5	176	22.0	7	25	.280	2	3	.667	8	12	.667	13	20	33	4.1	24	2	3	9	3	7	24	3.0			
32	Florveus, J.	11	0	161	14.6	12	26	.462	0	0	.000	3	5	.600	14	10	24	2.2	16	1	4	6	10	0	27	2.5			
23	Brantley, S.	8	0	52	6.5	4	12	.333	4	10	.400	0	0	.000	0	1	1	0.1	6	0	4	4	0	0	12	1.5			
11	Williams, V.	11	2	109	9.9	5	18	.278	3	10	.300	1	3	.333	1	5	6	0.5	11	0	5	8	0	0	14	1.3			
20	Nolte, C.	9	0	33	3.7	2	8	.250	1	5	.200	0	0	.000	2	3	5	0.6	6	0	0	2	0	1	5	0.6			
05	Dixon, T.	5	0	33	6.6	1	1	1.000	0	0	.000	0	4	.000	2	4	6	1.2	2	0	0	1	0	0	2	0.4			
41	Cannon, J.	5	0	3	0.6	0	1	.000	0	0	.000	2	2	1.000	1	0	1	0.2	1	0	0	0	0	0	2	0.4			
33	Rome, J.	4	0	11	2.8	0	1	.000	0	0	.000	1	2	.500	2	3	5	1.3	1	0	0	0	0	1	1	0.3			
10	Long, E.	2	0	2	1.0	0	1	.000	0	0	.000	0	0	.000	0	0	0	0.0	0	0	0	0	0	0	0	0.0			
12	Bucklin, M.	3	0	2	0.7	0	0	.000	0	0	.000	0	1	.000	0	1	1	0.3	0	0	0	1	0	0	0	0.0			
TEAM.....														22	15	37	3.4	2											0
Total.....		11				236	631	.374	74	230	.322	111	163	.681	135	232	367	33.4	198	9	120	106	31	71	657	59.7			
Opponents.....		11				232	524	.443	61	195	.313	188	258	.729	95	287	382	34.7	162	2	106	129	51	48	713	64.8			

SCORE BY PERIODS	1st	2nd	OT	TOTAL
Georgia	298 (27.1)	337 (30.6)	22 (11.0)	657
Opponents	347 (31.5)	350 (31.8)	16 (8.0)	713

DEADBALL REBOUNDS	OFF	DEF	TOTAL
Georgia	23	0	23
Opponents	35	2	37

ATTENDANCE FIGURES
 Cumulative Attendance: 105,124..... Avg. Attendance: 9,556
 Cum. Home Attendance: 39,243 Avg. Attendance: 7,847
 Cum. Away Attendance: 65,341 Avg. Attendance: 10,890
 Cum. Neutral Attendance: ---..... Avg. Attendance: ---

Team Statistics

	UGA	OPP
SCORING	657	713
Points per game	59.7	64.8
Scoring margin	-5.1	-
FIELD GOALS-ATT	236-631	232-524
Field goal pct	.374	.443
FGs made per game	21.5	21.1
FGs att. per game	57.4	47.6
3 POINT FG-ATT	74-230	61-195
3-point FG pct	.322	.313
3-pt FG made per game	6.7	5.5
3-pt FG att. per game	20.9	17.7
FREE THROWS-ATT	111-163	188-258
Free throw pct	.681	.729
F-Throws made per game	10.1	17.1
F-Throws att. per game	14.8	23.5
REBOUNDS	367	382
Rebounds per game	33.4	34.7
Rebounding margin	-1.4	-
ASSISTS	120	106
Assists per game	10.9	9.6
TURNOVERS	106	129
Turnovers per game	9.6	11.7
Turnover margin	+2.1	-
Assist/turnover ratio	1.1	0.8
STEALS	71	48
Steals per game	6.5	4.4
BLOCKS	31	51
Blocks per game	2.8	4.6

2011-12 Game-by-Game Results

DATE	OPPONENT (TV)	SITE	W/L	SCORE	ATT	HIGH SCORER	HIGH REB.	OPP. HI SCORER	OPP. HI REB.
11/4	MOREHOUSE (Exh.)	H	W	74-50	3458	Robinson 20	Thornton 6	Nelson, Farris 9	Allen 11
11/11	WOFFORD (CSS)	H	W	62-49	7177	Cald.-Pope 15	D. Williams 13	Loesing 13	Crowell 6
11/13	BOWLING GREEN (ESPNU)*	H	W	63-54	4627	Robinson 15	Cald.-Pope 6	Brown 15	Calhoun 11
11/16	SOUTH DAKOTA STATE*	H	W	72-61	4913	D. Williams 17	Thornton 10	Wolters 15	Prince 9
11/21	#20 California (ESPN2)**	N	L	46-70	11436	Cald.-Pope 10	Thornton 8	Kamp 16	Kravish 8
11/22	Notre Dame (ESPNU)**	N	W	61-57	10747	Cald.-Pope 16	Thornton 8	Grant 20	Abro., Cooley 6
11/25	#12 Xavier (FSN)	A	L	56-70	10250	Cald.-Pope 14	Thornton 8	Frease, Holl. 12	Taylor 12
11/28	Colorado (FSN)	A	L	68-70	6453	Cald.-Pope 15	Florveus 7	Dinwiddie 16	Roberson 15
12/2	CINCINNATI (ESPNU)#	H	L	51-57	6796	Cald.-Pope 16	Thornton 8	Kilpatrick 22	Gates 8
12/7	GEORGIA TECH (FSNS)	H	L	56-68	7620	Robinson 20	Thornton 6	Morris 15	Miller 9
12/17	Southern Cal (FSN)	A	W	63-59	3784	Cald.-Pope 21	Cald.-Pope 5	Moore 18	Fuller 9
12/20	MERCER (CSS)	H	W	72-58	5654	Robinson 20	D. Williams 8	Hall 16	Tho., Cecil 7
12/23	FURMAN (CSS)	H	W	64-50	5410	Cald.-Pope 17	Cannon 4	Sebirumbi 10	Barnes 5
12/27	WINTHROP (CSS)	H	W (OT)	92-86	6138	Robinson 22	Djurisic 9	Jones 33	Valentine 9
12/30	DELAWARE STATE	H	W	58-51	6348	Ware 15	D. Will., KCP 9	Walker 16	Bell 10
1/7	ALABAMA (FSNS)	H	L	59-74	7776	Cald.-Pope 22	Djurisic 5	Lacey 19	Green 10
1/10	#19 Florida (ESPN)	A	L	48-70	10506	Djurisic 14	Three with 6	Boynton, Beal 17	Young, Beal 10
1/14	Vanderbilt (SECN)	A	L	66-77	14316	Cald.-Pope 19	Robinson 6	Jenkins 18	Taylor 9
1/18	TENNESSEE (SECN)	H	W (OT)	57-53	7307	Robinson 16	D. Will./Ware 8	Golden 16	Maymon 8
1/21	OLE MISS (SECN)	H	L	63-66	8015	Cald.-Pope 25	D. Williams 8	Henry 24	Henry, Buck. 10
1/24	#1 KENTUCKY (ESPN)	H	L	44-57	10523	Ware 12	Rob., Djurisic 5	Miller 19	Davis, K-G. 11
2/1	Auburn (SECN)	A	L	51-59	6501	Robinson 16	D. Williams 9	Ward 17	Gabriel 8
2/4	Tennessee (FSNS)	A	L	62-73	19379	Cald.-Pope 16	KCP, Flor. 6	Golden 16	Stokes 9
2/8	ARKANSAS (SECN)	H	W	81-59	5622	Robinson 27	D. Williams 9	Young 16	Waithe 6
2/11	#20 Mississippi State (SECN)	A	W(OT)	70-68	7610	Cald.-Pope 20	Thornton 9	Bost 21	Sidney 12
2/15	South Carolina (CSS)	A	L	56-57	7569	Robinson 11	Thornton 8	Cooke 13	Harris 8
2/19	VANDERBILT (FSNS)	H							
2/22	LSU (SECN)	A							
2/25	FLORIDA (SECN)	H							
3/1	Kentucky (ESPN/ESPN2)	A							
3/3	SOUTH CAROLINA (SECN)	H							
3/8-11	SEC Tournament @New Orleans								

*Progressive CBE Classic - Athens

**Progressive CBE Classic - Kansas City, Mo.

#SEC/Big East Invitational

2011-12 Team & Individual Superlatives

Team Superlatives

	Georgia	Opponent
Points Scored	High 92 vs. Winthrop86 by Winthrop
	Low 44 vs. Kentucky49 by Wofford
1st Half Points	High 43 vs. Arkansas38 by Alabama, Kentucky
	Low 15 vs. Auburn21 by Wofford, Cincinnati
2nd Half Points	High 43 vs. South Dakota State46 by Winthrop
	Low 18 vs. Kentucky22 by Delaware State, Tennessee
Total FGs Made	High 31 vs. Winthrop28 by Winthrop
	Low 13 vs. Auburn16 by Notre Dame, Auburn
FGs Attempted	High 67 vs. South Dakota State, Miss. State64 by Winthrop
	Low 43 vs. Southern Cal, Furman41 by Vanderbilt
FG Percentage	High544 (31x57) vs. Winthrop551 (27x49) by Alabama
	Low250 (13x52) vs. Auburn327 (17x52) by Furman
3-pt. FGs Made	High 11 vs. Notre Dame, Miss. State10 by Delaware State
	Low 2 vs. Tennessee2 by Bowl. Gr., Tenn., Ole Miss, Auburn
3-pt. FGs Attempted	High 29 vs. South Dakota State, Ole Miss25 by Arkansas
	Low 12 vs. Furman8 by Xavier, Ole Miss
3-pt. FG Percentage	High692 (9x13) vs. Southern Cal450 (9x20) by Cincinnati
	Low105 (2x19) vs. Tennessee133 (2x15) by Tennessee
FTs Made	High 22 vs. Winthrop30 by Vanderbilt
	Low 1 vs. Florida, Kentucky5 by Mercer, Delaware State
FTs Attempted	High 30 vs. Winthrop44 by Vanderbilt
	Low 3 vs. Kentucky9 by Mercer
FT Percentage	High941 (16x17) vs. Furman933 (14x15) by Alabama, South Carolina
	Low111 (1x9) vs. Florida385 (5x13) by Delaware State
Total Rebounds	High 44 vs. Arkansas43 by Bowling Green, Ole Miss
	Low 20 vs. Alabama21 by Arkansas
Off. Rebounds	High 19 vs. South Dakota State19 by Bowling Green
	Low 3 vs. Southern Cal5 by Notre Dame, Arkansas
Def. Rebounds	High 29 vs. Winthrop, Arkansas33 by Ole Miss
	Low 12 vs. Alabama16 by Arkansas
Assists	High 17 vs. Winthrop16 by Xavier, Alabama
	Low 6 vs. Kentucky4 by Furman
Turnovers	High 16 vs. Tennessee20 by Tennessee
	Low 4 vs. Miss. State6 by Florida
Blocked Shots	High 8 vs. Furman10 by Kentucky
	Low 0 vs. Cincinnati0 by Bowling Green, South Dakota State
Steals	High 9 vs. Alabama, Tennessee8 by Cincinnati, Tenn.1, South Carolina
	Low 2 vs. Florida0 by Southern Cal
Personal Fouls	High 26 vs. Colorado, Vanderbilt24 by Winthrop
	Low 11 vs. Kentucky11 by Miss. State

Individual Superlatives

	Georgia	Opponent
Points	27 by Robinson vs. Arkansas33 by Jones (Winthrop)
Rebounds	13 by D. Williams vs. Wofford15 by Roberson (Colorado)
Assists	7 by Robinson vs. Tennessee28 by Middleton (Winthrop), Threatt (Del. State)
Turnovers	5 by Robinson vs. 3 teams; Djuric vs. Tenn.9 by Green (Alabama)
Blocks	4 by D. Williams vs. South Dakota State5 by Davis (Kentucky), Harris (S. Carolina)
Steals	5 by Robinson vs. Ole Miss3 by Thomas (BG), Martin (Xavier), Dixon (Cincy)
FGs Made	10 by Cald,-Pope vs. Ole Miss; Rob. vs. Ark.10 by Jones (Winthrop)
FGs Attempted	19 by Robinson vs. Tennessee17 by Golden (Tennessee); Bost (Miss. State)
3FGs Made	6 by Caldwell-Pope vs. Miss. State5 by Wade (Arkansas)
3FGs Attempted	12 by Ware vs. Auburn; KCP vs. Miss. State11 by Bell (Delaware State)
FTs Made	9 by Robinson vs. Bowling Green12 by Ward (Auburn)
FTs Attempted	11 by Robinson vs. Bowling Green13 by Taylor (Vanderbilt)
1st-Half Points	17 by Robinson vs. Arkansas17 by Lacey (Alabama)
2nd-Half Points	18 by Caldwell-Pope vs. Ole Miss15 by 3 players (recent: Jones, Winthrop)
Minutes	41 by Caldwell-Pope vs. Tennessee43 by Bost (Miss. State)

"Specialty Stats" — Game-by-Game Breakdown
(Listed as UGA / Opp.) (* = season high)

	Pts. In Paint UGA / Opp.	Pts. Off Turns UGA / Opp.	2nd Chance Pts. UGA / Opp.	Fast Brk. Pts. UGA / Opp.	Bench Pts. UGA / Opp.
vs. Wofford	22 / 14	14 / 5	12 / 8	4 / 6	17 / 7
vs. Bowling Green	32 / 18	*22 / 12	2 / 16	6 / 0	15 / 14
vs. South Dakota State	40 / 24	15 / 5	*19 / 17*	11 / 2	19 / 21
vs. California	24 / 24	11 / 17*	6 / 10	11 / 4	14 / 19
vs. Notre Dame	20 / 24	9 / 11	12 / 9	10 / 4	20 / 11
at Xavier	16 / 36*	11 / 14	6 / 15	2 / 10*	24 / 24*
at Colorado	22 / 32	4 / 9	9 / 10	4 / 4	24 / 20
vs. Cincinnati	24 / 12	16 / 16	11 / 7	6 / 2	16 / 2
vs. Georgia Tech	14 / 34	7 / 17	5 / 6	6 / 6	*25 / 15
at Southern Cal	20 / 24	10 / 6	4 / 11	8 / 4	14 / 9
vs. Mercer	22 / 12	12 / 5	12 / 9	6 / 0	23 / 15
vs. Furman	26 / 20	17 / 9	2 / 11	8 / 0	24 / 20
vs. Winthrop	*42 / 28	9 / 11	5 / 13	*14 / 6	23 / 15
vs. Delaware State	24 / 10	9 / 4	15 / 6	4 / 0	21 / 13
vs. Alabama	28 / 36*	13 / 17*	11 / 13	2 / 10*	8 / 20
at Florida	20 / 26	7 / 13	12 / 7	3 / 4	8 / 16
at Vanderbilt	16 / 32	11 / 14	12 / 7	4 / 2	9 / 15
vs. Tennessee	28 / 28	17 / 8	10 / 5	10 / 4	5 / 19
vs. Ole Miss	22 / 26	7 / 12	13 / 12	2 / 4	7 / 6
vs. Kentucky	26 / 24	10 / 3	6 / 4	2 / 2	1 / 25
at Auburn	10 / 26	5 / 14	7 / 8	4 / 6	8 / 25
at Tennessee	14 / 16	16 / 4	6 / 0	0 / 12	16 / 34
vs. Arkansas	34 / 16	11 / 9	18 / 7	6 / 0	20 / 30
at Miss. State	26 / 26	4 / 2	14 / 6	2 / 0	13 / 17
at South Carolina	20 / 22	12 / 10	9 / 8	10 / 5	14 / 19
vs. Vanderbilt					
at LSU					
vs. Florida					
at Kentucky					
vs. South Carolina					
TOTALS	592 / 590	278 / 247	238 / 225	145 / 97	383 / 430
Per-Game Avgs.	23.7 / 23.6	11.1 / 9.9	9.5 / 9.0	5.8 / 3.9	15.3 / 17.2

Georgia Bulldogs 2011-12 Roster

#	Name	Pos.	Ht.	Wt.	Cl.-Exp.	Hometown (Prev. School)
1	Kentavious Caldwell-Pope	G	6-5	200	Fr.-HS	Greenville, Ga. (Greenville)
2	Marcus Thornton	F	6-7	235	So.-1L	Atlanta, Ga. (Westlake)
3	Dustin Ware	G	5-11	172	Sr.-3L	Powder Springs, Ga. (N. Cobb Christian)
5	Tim Dixon	F	6-9	225	Fr.-HS	Columbus, Ga. (Oldsmar, Fla., Christian)
10	Elliott Long	G/F	6-4	195	RFr.-SQ	Atlanta, Ga. (Greater Atlanta Christian)
11	Vincent Williams	G	6-0	160	Jr.-2L	Homestead, Fla. (South Dade)
12	Matt Bucklin	G	6-0	170	Sr.-2L	Marietta, Ga. (Pope)
15	Donte' Williams	F	6-9	220	So.-1L	Ellenwood, Ga. (Miller Grove)
20	Connor Nolte	G/F	6-7	215	Sr.-1L	Alpharetta, Ga. (Milton / Furman Univ.)
22	Gerald Robinson, Jr.	G	6-1	180	Sr.-1L	Nashville, Tenn. (MLK / Tenn. State)
23	Sherrard Brantley	G	6-2	190	Jr.-1L	Dublin, Ga. (Dublin HS / NW Fla. State)
32	John Florveus	F/C	6-11	230	Jr.-Tr.	Miami, Fla. (Hillsborough CC)
33	Jay Rome	F	6-6	254	Fr.-HS	Valdosta, Ga. (Valdosta)
41	John Cannon	C	6-10	245	Fr.-HS	Burnsville, N.C. (Mountain Heritage)
42	Nemanja Djurisc	F	6-8	230	Fr.-HS	Podgorica, Montenegro (South Kent)

Head Coach: Mark Fox

Assistant Coaches: Kwanza Johnson, Philip Pearson, Stacey Palmore

Director of Basketball Operations: Kent Davison

Operations Coordinator: Todd Okeson **Graduate Manager:** Will MacEwen

UGA vs. VU: The Last Time

Vanderbilt 77, Georgia 66
Jan. 14, 2012 - Nashville, Tenn.

Game Summary

Georgia rode the hot shooting of **Kentavious Caldwell-Pope** and challenged Vanderbilt until the waning moments. Foul trouble, however -- and the resulting parade of Commodore free-throw shooters -- proved too much to overcome in its third consecutive SEC loss.

Caldwell-Pope, relatively quiet in the first 20 minutes, connected on 3 straight 3-point shots early in the second half. The latter, with 13:53 left, pushed Georgia into the lead for the final time of the game at 45-44. The teams traded empty trips before reserve guard **Dai-Jon Parker's** layup gave the Commodores the lead for keeps at the 12:37 mark.

Still, Georgia remained within close reach. The Bulldogs kept their deficit within a single possession a final time on **Vincent Williams'** 3-pointer with 4:41 left, getting Georgia within 62-60. Vandy responded with foul shots from **Jeffery Taylor** and **Festus Ezeli** and the lead expanded to 68-60 before one last Bulldog push.

One key exchange proved critical in Georgia's inability to overcome its deficit. With 1:19 left and Vandy leading 70-64, freshman **Tim Dixon** rebounded **Lance Goulbourne's** missed free throw. He was fouled by Taylor, who drew a technical foul in the protest that ensued. Dustin Ware made both technical free throws, but Dixon missed his one-and-one chance. Though Georgia rebounded the miss, **Gerald Robinson** misfired on 2 straight 3-point shots.

Team / Individual Notes

Georgia attempted as many 3-pointers as it did 2-point shots...The Bulldogs allowed 50 percent shooting for the third time in as many SEC games...Vanderbilt shot a whopping 31 second-half foul shots and scored 17 of its last 21 points from the charity stripe.

Georgia (9-8, 0-3)

Player	FGs	3-PT.	FtS	R	PF	A	PTSMIN
D. Williams	5-9	0-0	2-2	3	5	1	12
Djurisc	1-4	1-2	0-0	5	5	1	3
Cald.-Pope	6-14	4-10	3-3	5	2	3	19
Ware	2-7	2-6	2-2	0	2	3	8
Robinson	4-13	0-5	7-8	6	2	3	15
Dixon	0-0	0-0	0-1	1	2	0	10
V. Williams	1-4	1-3	1-2	1	1	0	4
Nolte	0-1	0-1	0-0	1	2	0	4
Florveus	2-2	0-0	1-2	1	5	2	5
Rome	0-0	0-0	0-0	0	0	0	2
Cannon	0-0	0-0	0-0	0	0	0	1
TOTALS	21-54	8-27	16-20	27	26	13	66

Vanderbilt (13-4, 3-0)

Player	FGs	3-PT.	FtS	R	PF	A	PTSMIN
Goulbourne	4-6	0-0	5-8	6	0	2	13
Taylor	4-6	1-1	7-13	9	3	1	16
Ezeli	2-3	0-0	5-8	2	4	0	9
Tinsley	3-6	0-0	0-1	5	2	4	6
Jenkins	3-12	3-11	9-9	4	0	1	18
Johnson	1-1	0-0	0-0	0	1	2	10
Parker	1-2	0-1	4-4	5	1	0	6
Tchiengang	1-2	0-0	0-0	2	3	0	2
Odom	2-3	1-2	0-1	0	4	0	5
TOTALS	21-41	5-15	30-44	35	18	10	77

Halftime: Vanderbilt 36, Georgia 32. **FG Pct:** Georgia .389, Vanderbilt .512. **3-Point FG Pct:** Georgia .296, Vanderbilt .333. **FT Pct:** Georgia .800, Vanderbilt .682. **Turnovers:** Georgia 9 (Robinson 5), Vanderbilt 11 (Goulbourne 4). **Blocks:** Georgia 3 (D. Williams 2), Vanderbilt 5 (Taylor 2). **Technical:** Taylor. **Officials:** Caldwell, Sirmons, Evans. **Att.:** - 14,316



Georgia Quick Facts

General Information

Location: Athens, Georgia
Founded: 1785
Enrollment: 34,180
Nickname: Bulldogs
Conference: Southeastern
Colors: Red and Black
Home Court: Stegeman Coliseum (Cap.: 10,523)
President: Dr. Michael F. Adams (Lipscomb '70)
Faculty Chairman: Prof. David Shipley (Oberlin '72)
Athletic Director: Greg McGarity (Georgia '76)

Basketball Information

Head Coach:
 Mark Fox (E. New Mexico '91)
Coaching Record:
 at Nevada (2005-09) 123-43 (.741)
 at Georgia (3rd season) 47-42 (.528)
Totals (8th season) 170-85 (.667)
Assistant Coaches:
 Kwanza Johnson (Tulsa '95)
 Philip Pearson (Alabama '93)
 Stacey Palmore (Livingstone '93)
Director of Basketball Operations:
 Kent Davison (Sterling '72)
Operations Coordinator:
 Todd Okeson (Nevada '04)
Graduate Manager:
 Will MacEwen (Georgia '11)
Basketball Trainer:
 Colby Pohlmann (Nebraska '02)
Strength & Conditioning Coach:
 Sean Hayes (Springfield '96)
Basketball Secretary:
 Pam Gauld
Basketball Office Telephone:
 (706) 542-1432

Historical Information

First Season: 1905-06
All-Time Record: 1253-1200
All-Time Stegeman Coliseum Record:
 438-209 (.712)
Conference Championships: 5
 1932 Southern Conference
 1983 SEC Tournament
 1990 SEC Regular-Season
 2002 SEC Eastern Division Co-Champ.#
 2008 SEC Tournament
NCAA Tournament Appearances: 11
 1983, 1985#, 1987, 1990, 1991, 1996,
 1997, 2001, 2002#, 2008, 2011
NCAA Final Four Appearances: 1
 1983
NIT Appearances: 11
 1981, 1982, 1984, 1986, 1988, 1992, 1995,
 1998, 1999, 2004, 2007
NIT Final Four Appearances: 2
 1982, 1998

*Does not include 30 wins — 11 in 2002 and 19 in 2003 — that were later vacated because of NCAA sanctions.

2011-12 Miscellaneous Numbers

Starting Lineups

Record (Games)	1	2	3	4	5
5-2 (vs. Woff., B. Green, SDSU, S.Cal, Auburn, Tenn.2, Ark., MSU, USC)	Ware	Robinson	Cald.-Pope	Thornton	D. Williams
1-0 (vs. Notre Dame)	V. Williams	Ware	Cald.-Pope	D. Williams	Florveus
0-1 (vs. Xavier)	Ware	Robinson	Cald.-Pope	D. Williams	Florveus
0-3 (vs. Colorado, Cincinnati, Ga. Tech)	V. Williams	Ware	Cald.-Pope	Thornton	D. Williams
1-0 (vs. Southern Cal)	V. Williams	Robinson	Cald.-Pope	D. Williams	Florveus
2-0 (vs. Mercer, Furman)	V. Williams	Robinson	Cald.-Pope	Thornton	D. Williams
2-2 (vs. Winthrop, Del. State, Alabama, Florida)	V. Williams	Robinson	Cald.-Pope	Djurisic	D. Williams
1-3 (vs. Vanderbilt, Tennessee, Ole Miss, Kentucky)	Ware	Robinson	Cald.-Pope	Djurisic	D. Williams

Finishing Lineups

Rec. (Games)	1	2	3	4	5
1-0 (vs. Wofford)	Bucklin	Long	Rome	Dixon	Cannon
2-1 (vs. Bowling Green, Cincinnati, Southern Cal)	Ware	Robinson	Cald.-Pope	Thornton	D. Williams
1-0 (vs. South Dakota State)	Bucklin	V. Williams	Long	Dixon	Cannon
0-1 (vs. Cal)	Bucklin	V. Williams	Nolte	Thornton	Cannon
1-0 (vs. Notre Dame)	V. Williams	Ware	Robinson	Cald.-Pope	Thornton
0-1 (vs. Xavier)	V. Williams	Brantley	Nolte	Thornton	Cannon
0-2 (vs. Colorado, Auburn)	V. Williams	Ware	Brantley	Cald.-Pope	D. Williams
0-1 (vs. Ga. Tech)	V. Williams	Robinson	Cald.-Pope	Nolte	Dixon
2-0 (vs. Mercer, Delaware State)	Ware	Robinson	Cald.-Pope	Nolte	D. Williams
1-0 (vs. Furman)	Bucklin	Brantley	Long	Nolte	Cannon
1-1 (vs. Winthrop, Tennessee)	Ware	Robinson	Cald.-Pope	Djurisic	D. Williams
0-1 (vs. Alabama)	Ware	Robinson	Nolte	Djurisic	D. Williams
0-1 (vs. Florida)	Bucklin	Brantley	Long	Dixon	Cannon
0-1 (vs. Vanderbilt)	Ware	Robinson	Cald.-Pope	Nolte	Dixon
0-1 (vs. Ole Miss)	Ware	Robinson	Brantley	Djurisic	Thornton
1-1 (vs. Kentucky, Miss. State)	Ware	Robinson	Cald.-Pope	Djurisic	Thornton
0-1 (vs. Tennessee2)	Ware	Robinson	Cald.-Pope	Djurisic	Florveus
1-0 (vs. Arkansas)	Bucklin	Robinson	Long	Rome	Cannon

Player	Dunks	FT Shooting Last 5 Min./OT
1 - Kentavious Caldwell-Pope	6	14x19 (.737)
2 - Marcus Thornton	---	3x5 (.600)
3 - Dustin Ware	---	14x16 (.875)
5 - Tim Dixon	---	---
10 - Elliott Long	---	---
11 - Vincent Williams	---	4x4 (1.000)
12 - Matt Bucklin	---	0x1 (.000)
15 - Donte' Williams	36	9x15 (.600)
20 - Connor Nolte	---	2x2 (1.000)
22 - Gerald Robinson	2	43x55 (.782)
23 - Sherrard Brantley	---	---
32 - John Florveus	6	---
33 - Jay Rome	---	---
41 - John Cannon	---	2x3 (.667)
42 - Nemanja Djurisic	1	5x5 (1.000)

	OVERALL	SEC		OVERALL	SEC
Leading at the half:	8-3	2-0	Playing on the road:	2-7	1-5
Trailing at the half (or tied):	4-10	1-8	Playing at a neutral site:	1-1	0-0
Playing overtime:	3-0	2-0	Playing a home SEC game:	2-3	2-3
Shooting 50% or better:	3-0	1-0	Playing an away SEC game:	1-5	1-5
Shooting less than 50%:	9-13	2-8	Game is decided by 1-4 points:	4-3	2-2
Opp. Shooting 50% or better:	0-4	0-3	Game is decided by 5-10 points:	3-2	0-1
Opp. Shooting 50% or less:	12-9	3-5	Game is decided by >10 pts:	5-8	1-5
UGA outrebounds opponent:	7-3	2-2	Playing in the evening:	10-11	2-6
Opponent outrebounds UGA:	4-8	1-5	Playing in the afternoon:	2-2	1-2
Teams tied in rebounds:	0-2	0-1	Playing on television:	10-13	3-8
UGA shooting >70% FT:	5-8	1-5	One player in double figures:	0-3	0-2
UGA Bench outcores opp. bench:	8-4	0-1	2 players in double figures:	2-5	0-3
Scoring less than 50 points:	0-3	0-2	3 players in double figures:	7-5	2-3
Scoring 50-59 points:	2-6	1-3	4 or more players in double figs:	3-0	1-0
Scoring 60-69 points:	5-4	0-3	Against Georgia schools:	0-1	0-0
Scoring 70-79 points:	3-0	1-0	In November:	4-3	0-0
Scoring 80-89 points:	1-0	1-0	In December:	5-2	0-0
Scoring 90-99 points:	1-0	0-0	In January:	1-5	1-5
Scoring more than 100 points:	0-0	0-0	In February:	2-3	2-3
Allowing less than 50 points:	1-0	0-0	In March:	0-0	0-0
Allowing 50-59 points:	8-4	2-3	On Sunday:	1-0	0-0
Allowing 60-69 points:	2-2	1-1	On Monday:	0-2	0-0
Allowing 70-79 points:	0-7	0-4	On Tuesday:	3-2	0-2
Allowing 80-89 points:	1-0	0-0	On Wednesday:	3-3	2-2
Allowing 90-99 points:	0-0	0-0	On Thursday:	0-0	0-1
Allowing more than 100 points:	0-0	0-0	On Friday:	3-2	0-0
Playing at Stegeman Coliseum:	9-5	2-3	On Saturday:	2-3	1-3

UGA's Largest Lead Overall:	+27 (60-33) vs. Arkansas
UGA's Largest Halftime Lead:	+19 (43-24) vs. Arkansas
UGA's Largest First-Half Lead:	+24 (43-19) vs. Arkansas
UGA's Largest Second-Half Lead:	+27 (60-33) vs. Arkansas
UGA's Largest Deficit Overall:	-36 (27-63) vs. Xavier
UGA's Largest Halftime Deficit:	-14 (21-35) vs. Florida
UGA's Largest First-Half Deficit:	-20 (13-33) vs. Florida
UGA's Largest Second-Half Deficit:	-36 (27-63) vs. Xavier
UGA's Largest Deficit Overcome:	-8 (39-47) vs. Southern Cal
Consecutive Games with a 3-Point Field Goal:	310 (back to Feb. 2, 2002)
Opp. Consecutive Games with a 3-Point Field Goal:	240 (back to Dec. 1, 2004)

2011-12 Game Summaries

Georgia 62, Wofford 49
Nov. 11, 2011 - Athens, Ga.

Game Summary

Kentavious Caldwell-Pope scored 15 points and **Dustin Ware** added 14 as Georgia pulled away from Wofford to post a season-opening victory over one of its nemeses of recent vintage.

The Bulldogs overcame 34 percent shooting and a rebounding deficit for most of the game to prevail against the pesky visitors. Wofford, which represented the Southern Conferenc in the past two NCAA Tournaments, chipped a double-digit deficit in the second half down to five in the waning minutes.

The Bulldogs trailed Wofford - which defeated Georgia in its last trip to Athens in 2009 - for much of the first half. A 9-0 run, however, enabled the Bulldogs to take control. Caldwell-Pope's steal and breakaway dunk triggered the Georgia outburst and put the Bulldogs ahead to stay at 15-13.

Leading by nine at halftime, Georgia kept the Terriers at arm's length for most of the final period. Five times the Bulldogs pushed their lead into double digits, only to see Wofford respond with scores. The Terriers pulled within five points, their closest margin since the opening minutes, on a pair of foul shots by **Domas Rinksalis**, bringing them within 47-42 at the 6:09 mark of the second half.

Reserve forward **Nemanja Djurisc** then made perhaps the game's biggest play that turned momentum back in Georgia's favor. He stole possession from Wofford's **Drew Crowell** and led a 2-man fast break with **Gerald Robinson** that resulted in his own slam dunk. Djurisc took another assist from Robinson on the Bulldogs' next possession and cashed in a layup that pushed the Georgia margin back to 51-42.

Georgia pulled away and boosted its final margin by making all six of its foul shots in the last minute of play.

Team / Individual Notes

Caldwell-Pope became the first true freshman to start in his collegiate debut since 2004, when a trio of Bulldogs (Gaines, Bliss, Toney) did it...

Wofford (0-1)

Player	FGs	3-PT.	FTs	R	PF	A	PTSMIN
Byrd	1-2	0-0	1-2	3	1	0	3 20
Giltner	4-12	2-8	2-4	3	1	1	12 39
Crowell	4-10	0-0	2-3	6	0	1	10 30
Loesing	5-15	1-4	2-3	5	4	4	13 39
Rinksalis	1-4	0-0	2-2	3	3	0	4 27
Cochran	2-5	0-2	0-0	6	3	4	4 20
Swinton	0-0	0-0	0-0	0	0	0	0 1
Smith	0-0	0-0	0-0	1	3	0	0 7
Skinner	1-4	0-1	1-2	5	5	1	3 17
TOTALS	18-52	3-15	10-16	38	20	11	49 200

Georgia (1-0)

Player	FGs	3-PT.	FTs	R	PF	A	PTSMIN
Cald.-Pope	5-12	2-7	3-7	4	2	0	15 33
Thornton	1-6	0-1	0-0	3	3	1	2 23
Ware	4-9	3-7	3-4	5	1	1	14 25
D. Williams	1-4	0-0	1-2	13	3	1	3 30
Dixon	0-2	0-0	0-0	2	0	0	0 6
Long	0-0	0-0	0-0	0	0	0	0 1
V. Williams	1-2	0-1	0-0	0	0	2	2 11
Bucklin	0-0	0-0	0-0	0	0	0	0 1
Brantley	1-4	1-4	0-0	2	0	2	3 18
Florveus	2-2	0-0	0-0	2	4	0	4 13
Rome	0-0	0-0	0-0	0	0	0	0 1
Djurisc	3-6	0-1	2-2	4	1	1	8 13
Cannon	0-0	0-0	0-0	0	0	0	0 1
TOTALS	34-75	7-17	16-24	47	24	14	91 200

Halftime: Georgia 30, Wofford 21. **FG Pct:** Georgia .339, Wofford .346. **3-Point FG Pct:** Georgia .304, Wofford .200. **FT Pct:** Georgia .682, Wofford .625. **Turnovers:** Georgia 8 (Ware, Robinson 2), Wofford 13 (Skinner 3). **Blocks:** Georgia 4 (D. Williams 3), Wofford 3 (Rinksalis 2). **Technical:** None. **Officials:** Petty, Evans, Woodson. **Elapsed Time of Game:** 1:50. **Att.** - 7,177

Georgia 63, Bowling Green 54
Nov. 13, 2011 - Athens, Ga.

Game Summary

Gerald Robinson scored 15 points that included six key free throws in the final 80 seconds as Georgia nudged past Bowling Green in its first game of the Progressive CBE Classic.

The Bulldogs led this game throughout but were never able to take firm command. Their largest lead came three times at 14 points, the last of which came at 42-28 on a jumper by **Kentavious Caldwell-Pope** with 15:35 left.

Bowling Green, however, took advantage of an extended dry spell by Georgia to close its gap considerably. The Falcons pulled within five at 48-43 on a jumper by **Dee Brown** with 7:17 left. Then, after Georgia had responded to boost its lead by to 10, they rallied again, getting within five on a 3-point play by Brown that cut the margin to 53-48 with 2:49 remaining.

From there, Georgia seniors Robinson and **Dustin Ware** helped to save the day for the Bulldogs. A steal by Ware thwarted the Falcons' next possession, and the duo then scored nine of the Bulldogs' final 10 points, all from the free-throw line.

Bowling Green dominated Georgia in the rebounding ledger, 43-28, including 19 offensive boards. The Falcons stayed close in the game thanks to 16 second-chance points, compared to just two for Georgia.

Brown led Bowling Green with 15 points while Caldwell-Pope contributed 11 for Georgia, his second double-figure scoring effort in as many collegiate games.

Team / Individual Notes

The Bulldogs mustered just four offensive rebounds during this game.

Bowling Green (1-1)

Player	FGs	3-PT.	FTs	R	PF	A	PTSMIN
Crawford	4-10	1-3	0-0	0	4	2	9 21
Thomas	4-12	1-3	2-4	8	4	4	11 35
Calhoun	1-6	0-0	1-4	11	1	1	3 29
Brown	7-13	0-0	1-1	6	3	2	15 29
Black	1-4	0-0	0-0	4	1	0	2 21
Kraus	1-7	0-4	0-0	2	4	1	2 27
Clarke	0-0	0-0	0-0	0	0	0	0 2
Orr	0-0	0-0	0-0	1	0	0	0 5
Sealey	4-8	0-1	2-4	5	5	0	10 23
Oglesby	1-2	0-0	0-0	1	0	0	2 7
TOTALS	23-62	2-11	6-13	43	22	10	54 200

Georgia (2-0)

Player	FGs	3-PT.	FTs	R	PF	A	PTSMIN
Cald.-Pope	5-8	0-3	1-1	6	4	1	11 26
Thornton	4-9	0-4	1-6	5	4	3	9 31
Ware	2-3	2-3	3-4	2	0	2	9 34
D. Williams	2-6	0-0	0-0	2	3	0	4 24
Robinson	3-9	0-2	9-11	5	3	6	15 32
V. Williams	0-0	0-0	2-2	0	0	2	2 6
Brantley	1-4	1-3	0-0	2	0	1	3 20
Florveus	3-3	0-0	0-0	4	3	0	6 19
Djurisc	2-3	0-0	0-0	0	3	1	4 9
TOTALS	22-45	3-15	16-24	28	20	16	63 200

Halftime: Georgia 33, Bowling Green 22. **FG Pct:** Georgia .489, Bowling Green .371. **3-Point FG Pct:** Georgia .200, Bowling Green .182. **FT Pct:** Georgia .667, Bowling Green .462. **Turnovers:** Georgia 14 (Robinson 4), Bowling Green 17 (Thomas, Brown 4). **Blocks:** Georgia 4 (D. Williams 2), Bowling Green 0. **Technical:** None. **Officials:** Barker, Eppley, Woodson. **Elapsed Time of Game:** 1:53. **Att.** - 4,627.

Georgia 72, South Dakota State 61
Nov. 16, 2011 - Athens, Ga.

Game Summary

Donte' Williams scored a career-high 17 points as Georgia overcame a 7-point deficit in the second half to defeat South Dakota State and advance in the Progressive CBE Classic.

After battling to a 28-all tie at halftime, Georgia quickly found itself in a deficit in the second half. The Jackrabbits scored a free throw and 3-point shot on their first two possessions of the final period. Eventually, they built their advantage to its largest at 38-31 on a jumper by **Chad White** with 17:08 left.

Georgia responded with a 21-6 scoring run that covered the next seven minutes. Five different Bulldogs scored in the rally, none more important than freshman **Nemanja Djurisc**, who tallied 12 of his 14 points in the 2nd half.

Georgia took the lead for keeps on a 3-pointer by **Kentavious Caldwell-Pope** that pushed his team ahead 43-40 with 14:10 left. Despite a pair of answering buckets by South Dakota State, the Bulldogs continued their run with three straight scores, a trey by **Sherrard Brantley** and a basket each by Djurisc and Caldwell-Pope, the latter ending Georgia's 21-6 barrage at the 10:20 mark of the second period.

Consecutive layups by Djurisc got the Bulldogs their first double-digit margin at 64-53 with 4:19 left.

South Dakota State dropped a 16-point decision at Minnesota two days before, following an identical pattern to its contest against the Bulldogs. The Jackrabbits led their big-name foes both nights into the second half, only to fade in the final minutes.

Indeed, Georgia won the second-half rebounding battle 20-15 and shot an improved 47% over the last 20 minutes.

Team / Individual Notes

Williams' previous career scoring high was five points...

S.D. State (1-2)

Player	FGs	3-PT.	FTs	R	PF	A	PTSMIN
Wolters	6-16	1-4	2-6	7	0	4	15 37
Carlson	3-5	0-1	1-3	4	1	0	7 28
White	3-9	0-4	4-6	5	3	1	10 33
Callahan	1-4	1-3	3-4	6	4	0	6 16
Flegen	1-4	0-0	0-0	4	2	1	2 27
Prince	5-7	1-1	2-4	9	1	2	13 23
Monaghan	0-3	0-2	0-0	2	0	2	0 6
Horstmann	1-2	1-2	0-0	0	0	0	3 3
Heemstra	0-1	0-0	0-0	0	0	0	0 4
Dykstra	2-5	1-3	0-0	2	4	1	5 23
TOTALS	22-56	5-20	12-23	40	15	11	61 200

Georgia (3-0)

Player	FGs	3-PT.	FTs	R	PF	A	PTSMIN
Cald.-Pope	4-12	3-9	3-4	6	3	1	14 31
Thornton	2-5	1-1	2-2	10	4	1	7 21
Ware	0-4	0-4	0-0	2	1	1	0 25
D. Williams	6-13	0-0	5-6	7	1	0	17 30
Robinson	6-11	1-4	2-2	3	2	3	15 33
Dixon	1-1	0-0	0-0	0	0	0	2 3
Long	0-0	0-0	0-0	0	0	0	0 1
V. Williams	0-1	0-0	0-0	2	1	3	0 7
Bucklin	0-0	0-0	0-0	0	0	0	0 1
Brantley	1-7	1-7	0-0	1	0	2	3 14
Florveus	0-0	0-0	0-0	1	0	1	0 10
Cannon	0-0	0-0	0-0	0	0	0	0 1
Djurisc	7-13	0-4	0-1	5	3	0	14 22
TOTALS	27-67	6-29	12-15	41	15	12	72 200

Halftime: Georgia 29, SDSU 29. **FG Pct:** Georgia .403, SDSU .393. **3-Point FG Pct:** Georgia .207, SDSU .250. **FT Pct:** Georgia .800, SDSU .522. **Turnovers:** Georgia 9 (Three with 2), SDSU 13 (White 4). **Technical:** None. **Officials:** Benedict, Smith, Henderson. **Elapsed Time of Game:** 1:47. **Att.** - 4,913.

2011-12 Game Summaries

#20 Cal 70, Georgia 46
Nov. 21, 2011 - Kansas City, Mo.

Game Summary

Cal broken open a tight game by scoring the last 14 points of the first half en route to an easy victory in the Progressive CBE Classic semifinal round.

The Bears and Bulldogs found themselves trading leads throughout this game's first 15 minutes. Georgia seized the momentum, if only briefly, on consecutive steals and buckets, the first a dunk by **Kentavious Caldwell-Pope** and then a layup by **Nemanja Djuriscic**. The latter pushed Georgia ahead 25-22, its largest lead of the game, with 5:12 left.

Prosperity for the Bulldogs, however, didn't last long.

Cal answered quickly by reclaiming the lead on five straight points. **Brandon Smith** connected on a layup and, after a missed 3-pointer by Vincent Williams, **Allen Crabbe's** trey pushed the Bears ahead for good.

They closed the half by scoring seven points in the final 1:24, turning a close contest into 36-25 lead at intermission.

Things got no better in the second period for Georgia. Though they scored the first basket of the half, getting the margin back into single digits, the Bulldogs never got closer. Cal capitalized on nine Georgia turnovers in the final period, quickly turning the contest into a blowout.

The Bears' lead reached 20 for the first time at 49-29 on a 3-point play by **Justin Cobbs** with 13:10 left. Cobbs gave his team its largest margin at 67-38 on a pair of foul shots at the 4:36 mark.

Team / Individual Notes

Freshmen Caldwell-Pope and Djuriscic were the bright spots for Georgia, combining for 19 points...Georgia's 46 points were the lowest offensive output of the Mark Fox era.

California (4-0)

Player	FGs	3-PT.	FTs	R	PF	A	PTSMIN
Solomon	1-6	0-1	3-4	7	3	0	5 22
Kamp	6-6	0-0	4-6	3	2	0	16 27
Gutierrez	5-10	0-0	4-5	7	0	2	14 26
Smith	3-4	1-1	0-0	1	3	4	7 25
Crabbe	3-9	3-6	0-0	6	1	3	9 33
Cobbs	3-6	1-1	3-3	1	2	5	10 22
Chalian	0-0	0-0	0-0	0	0	0	0 1
Bak	0-0	0-0	0-0	0	0	0	0 4
Murray	1-3	1-2	0-0	1	0	0	3 7
Thurman	0-0	0-0	0-0	0	1	0	0 5
Kravish	3-6	0-0	0-0	8	1	0	6 23
TOTALS	25-50	6-11	14-18	36	13	14	70 200

Georgia (3-1)

Player	FGs	3-PT.	FTs	R	PF	A	PTSMIN
Thornton	1-7	0-1	2-2	8	3	0	4 26
D. Williams	3-5	0-0	0-0	3	3	0	6 14
Cald.-Pope	4-13	2-6	0-2	6	1	1	10 30
Ware	1-5	1-4	0-0	0	1	1	3 31
Robinson	4-8	0-0	1-1	0	3	3	9 19
Dixon	0-1	0-0	0-0	1	0	0	0 7
V. Williams	0-2	0-2	0-0	1	1	3	0 14
Bucklin	0-0	0-0	0-0	0	0	0	0 1
Nolte	0-0	0-0	0-0	1	0	0	0 2
Brantley	0-3	0-3	0-0	0	1	0	0 16
Florveus	0-2	0-0	1-2	3	2	0	1 19
Cannon	2-2	0-0	0-0	1	0	0	4 2
Djuriscic	4-10	1-3	0-0	3	1	0	9 19
TOTALS	19-58	4-19	4-7	31	16	8	46 200

Halftime: Cal 36, Georgia 25. **FG Pct:** Georgia .328, Cal .500. **3-Point FG Pct:** Georgia .211, Cal .545. **FT Pct:** Georgia .571, Cal .778. **Turnovers:** Georgia 15 (Robinson 5), Cal 14 (Cobbs 4). **Blocks:** Georgia 4 (Four with 1), Cal 4 (Solomon, Kravish 2). **Technical:** None. **Officials:** Pyatt, Schnur, Smith. **Att. - 11,436**

Georgia 61, Notre Dame 57
Nov. 22, 2011 - Kansas City, Mo.

Game Summary

Kentavious Caldwell-Pope scored a team-high 16 points and displayed a flair for drama as Georgia took home the consolation game of the Progressive CBE Classic with a close victory over Notre Dame.

Georgia had just two double-figure scorers in this game, but several Bulldogs played key roles. Few were as important as Caldwell-Pope, however.

The game appeared well in hand when **Nemanja Djuriscic's** jumper in the lane gave Georgia a 53-45 lead with 10:24 left. The Irish answered with eight consecutive points over the ensuing five minutes, tying the score on a pair of foul shots by **Jerian Grant** at the 5:11 mark.

The teams then traded two straight empty trips apiece before Caldwell-Pope righted the Bulldog ship with the game's biggest bucket. His 3-pointer from atop the key with 3:42 left pushed Georgia into the lead for keeps. The Bulldogs were then able to hold off Notre Dame over its final few possessions.

Still, the Irish trailed by just 57-54 when they rebounded a Caldwell-Pope miss with a minute left. After a Notre Dame time out, Georgia forced a traveling call as the shot clock dwindled. Then, after Caldwell-Pope made one of two foul shots, **Donte' Williams** blocked one final shot by the Irish with 19 ticks left.

Team / Individual Notes

Key to Georgia's victory was its defense on ND's Tim Abromaitis, who had scored 22 points the previous night against Missouri. The 5th-year senior scored his only field goal of the game on a dunk with 9:16 left...**Vincent Williams** and **John Florveus** made their first collegiate starts...Georgia's 12 three-pointers were the most since a win at Georgia Tech last season...it marked the first time since the 2OT game vs. Florida in which six Bulldogs made a 3-point shot...this was Georgia's first win over Notre Dame in three tries.

Notre Dame (4-2)

Player	FGs	3-PT.	FTs	R	PF	A	PTSMIN
Abromaitis	1-12	0-7	4-4	6	5	2	6 38
Cooley	1-1	0-0	0-3	6	2	0	2 22
Atkins	4-8	1-1	3-4	2	3	1	12 38
Martin	2-9	0-5	2-2	3	3	0	6 34
Dragicevich	0-1	0-0	0-0	0	1	0	0 7
Connaughton	4-7	1-3	2-4	0	0	0	11 18
Brooks	0-1	0-0	0-0	0	0	0	0 3
Broghammer	0-0	0-0	0-0	0	0	0	0 1
TOTALS	16-46	4-20	21-28	23	16	7	57 200

Georgia (4-1)

Player	FGs	3-PT.	FTs	R	PF	A	PTSMIN
D. Williams	4-11	0-0	1-5	7	3	0	9 32
Florveus	0-1	0-0	0-0	1	2	1	0 12
Cald.-Pope	5-12	4-9	2-4	5	3	0	16 31
Ware	2-7	2-5	2-2	2	2	2	8 29
V. Williams	3-5	2-3	0-0	1	2	8	16
Thornton	0-4	0-1	0-0	8	4	2	0 24
Nolte	0-0	0-0	0-0	0	0	0	0 4
Robinson	3-6	1-3	0-0	4	3	6	7 25
Brantley	1-3	1-3	0-0	0	1	1	3 12
Cannon	0-0	0-0	0-0	1	0	0	0 1
Djuriscic	4-4	2-2	0-0	3	2	0	10 14
TOTALS	22-53	12-26	5-11	37	22	14	61 200

Halftime: Georgia 31, Notre Dame 29. **FG Pct:** Georgia .415, Notre Dame .348. **3-Point FG Pct:** Georgia .462, Notre Dame .200. **FT Pct:** Georgia .455, Notre Dame .750. **Turnovers:** Georgia 14 (Robinson 5), Notre Dame 8 (Atkins 4). **Blocks:** Georgia 3 (D. Williams 2), Notre Dame 3 (Cooley 2). **Technical:** None. **Officials:** Casey, Ingram, Ellard. **Att. - 10,747.**

#12 Xavier 70, Georgia 56
Nov. 25, 2011 - Cincinnati, Ohio

Game Summary

Xavier scored the first 10 points of the first half, as well as the first 12 points of the second period, and generally controlled most of the action in between to post a victory that was wider than the final score indicated.

Georgia, in catch-up mode from the outset, missed its first 11 shots before **Donte' Williams** finally rang the bell on a dunk 7 1/2 minutes in. Despite their cold shooting and some early foul trouble, the Bulldogs managed to stay close until the waning minutes of the first half. A 3-pointer by **Dustin Ware** with 8:06 left got them within 14-11. They got no closer thereafter.

Leading by nine at halftime, Xavier broke the game open with a 12-0 run to open the final period of play. Once again, Georgia opened the half with six misses and two turnovers on its first eight possessions. **Nemanja Djuriscic's** layup at the 15:00 mark ended the Bulldogs' drought. By then, Xavier had built a 40-21 advantage.

The XU lead reach its largest at 63-27 on a **Mark Lyons** layup with 9:24 remaining.

To its credit, Georgia remained competitive throughout. The Bulldogs closed the game on a 12-2 run to make the final score deceptively close.

Team / Individual Notes

Vincent Williams' nine points, four FGs and 23 minutes were career highs...All 14 of Caldwell-Pope's points came in the second half...Desperate to stop the Xavier onslaught, coach Mark Fox expended his last time out barely two minutes into the second half...Still, Caldwell-Pope attempted to call a time out five minutes later, resulting in an administrative technical foul.

Georgia (4-2)

Player	FGs	3-PT.	FTs	R	PF	A	PTSMIN
Cald.-Pope	4-13	3-10	3-4	3	0	0	14 27
D. Williams	1-4	0-0	1-2	5	3	0	3 15
Florveus	0-2	0-0	0-0	0	2	0	0 12
Ware	1-7	1-5	2-2	1	0	3	5 25
Robinson	3-5	1-1	3-4	3	2	1	10 16
Thornton	1-5	0-0	0-0	8	1	0	2 29
Dixon	0-0	0-0	0-0	1	2	0	0 7
V. Williams	4-9	1-5	0-0	4	3	3	9 23
Nolte	0-1	0-1	2-2	0	2	0	2 8
Brantley	2-4	1-3	0-0	2	2	0	5 17
Cannon	1-3	0-0	2-2	0	1	2	4 9
Djuriscic	1-3	0-1	0-0	1	2	0	2 12
TOTALS	18-56	7-26	13-16	31	20	9	56 200

Xavier (4-0)

Player	FGs	3-PT.	FTs	R	PF	A	PTSMIN
Wells	2-3	0-0	2-4	3	2	1	6 19
Walker	2-4	0-0	2-2	3	3	3	6 23
Frease	6-10	0-0	0-1	9	1	3	12 30
Lyons	3-8	0-1	4-4	2	4	3	10 25
Holloway	2-4	0-0	8-8	0	3	4	12 26
Davis	2-3	1-2	0-0	2	0	1	5 20
Amos	0-0	0-0	0-0	0	0	0	0 1
Cooper	0-1	0-0	0-0	0	0	0	0 1
Taylor	4-8	0-0	2-2	12	0	0	10 19
Redford	2-3	2-3	1-2	0	0	0	7 8
Dougan	0-0	0-0	0-0	0	0	0	0 1
Martin	0-4	0-2	0-6	6	2	1	0 19
Robinson	1-1	0-0	0-1	2	2	0	2 5
McKenzie	0-0	0-0	0-0	0	0	0	0 3
TOTALS	24-49	3-8	19-30	40	17	16	70 200

Halftime: Xavier 28, Georgia 19. **FG Pct:** Georgia .321, Xavier .490. **3-Point FG Pct:** Georgia .269, Xavier .375. **FT Pct:** Georgia .813, Xavier .633. **Turnovers:** Georgia 14 (D. Williams, Robinson 3), Xavier 14 (Frease 6). **Blocks:** Georgia 2 (Florveus, Cannon), Xavier 3 (Frease 3). **Technical:** Lyons, Djuriscic, UGA Admin. Tech. **Officials:** Clougherty, Woodson, Armstrong. **Att. - 10,250.**

2011-12 Game Summaries

Colorado 70, Georgia 68
Nov. 28, 2011 - Boulder, Colo.

Game Summary

Georgia was unable to sustain the prosperity of a solid first half, succumbing to a Colorado team that wrested control of this contest in the second period.

The Bulldogs trailed early but surged ahead in the first 10 minutes of play, largely on the strength of their bread-and-butter shot. They sank five consecutive 3-pointers to jump in front of Colorado 22-13. That margin stretched to 12 at 26-14 on a dunk by **Donte Williams** with 8:33 left.

That play prompted the Buffaloes to call a 30-second time out, after which they righted themselves and clawed back into contention. **Carlon Brown's** trey with 3:11 left knotted the score at 30. Two penetrating layups by **Gerald Robinson** and a dunk by **John Florveus** enabled Georgia to take a 38-34 lead into intermission.

Colorado used an 11-1 run to start the second half and seize command of the game. The Bulldogs, in fact, needed 7 1/2 minutes to score their first field goal. They even managed to tie the score at 45 on yet another 3-pointer, this time by **Dustin Ware** at the 11:13 mark.

The Buffaloes, however, took the lead for good on their next possession and held Georgia at bay thereafter. A key possession occurred near the 6-minute mark, after Georgia had pulled within four points and the two teams traded empty trips. CU's Brown missed a jumper, but **Andre Roberson** rebounded, scored and was fouled on the play. His foul shot put the Buffs ahead 57-50 and the lead grew to double digits until the final 3:00 of play.

Aided by some key Colorado misses at the line, Georgia rallied from an improbable position, cutting its deficit from eight to two over the final 27 seconds.

Team / Individual Notes

Georgia shot 48 percent in the 1st half, 34 percent in the 2nd...Roberson's 15 rebounds were the most by a UGA opponent in almost four years...

Georgia (4-3)

Player	FGs	3-PT.	FTs	R	PF	A	PTSMIN
Thornton	0-5	0-0	0-0	5	4	1	0 20
D. Williams	3-7	0-0	5-8	6	4	0	11 22
Cald.-Pope	6-17	3-10	0-1	5	4	2	15 34
Ware	3-7	3-6	0-0	1	2	3	9 23
V. Williams	4-6	1-3	0-0	0	3	2	9 18
Dixon	0-0	0-0	0-0	0	0	0	0 2
Nolte	0-1	0-0	0-0	0	0	0	0 6
Robinson	6-9	1-1	1-2	2	3	3	14 22
Brantley	0-3	0-3	0-0	4	3	0	0 17
Florveus	2-5	0-0	0-0	7	0	0	4 22
Djurisic	2-3	2-2	0-0	6	3	1	6 14
TOTALS	26-63	10-25	6-11	38	26	12	68 200

Colorado (4-2)

Player	FGs	3-PT.	FTs	R	PF	A	PTSMIN
Roberson	4-8	0-0	7-11	15	1	0	15 34
Dufault	1-6	0-1	0-2	3	5	1	2 23
Tomlinson	2-5	1-3	2-6	1	1	2	7 32
Dinwiddie	4-8	1-4	7-8	7	1	1	16 27
Brown	4-8	2-4	0-0	4	1	3	10 23
Booker	4-6	0-1	6-8	4	1	3	14 23
Harris-Tunks	2-6	0-0	0-0	1	2	0	4 23
Chen	1-2	0-0	0-0	0	1	1	2 8
Adams	0-1	0-1	0-2	1	1	0	0 7
TOTALS	22-50	4-14	22-37	14	11	70	200

Halftime: Georgia 38, Colorado 34. **FG Pct:** Georgia .413, Colorado .440. **3-Point FG Pct:** Georgia .400, Colorado .286. **FT Pct:** Georgia .545, Colorado .595. **Turnovers:** Georgia 10 (Thornton, Djurisic 2), Colorado 7 (Brown 3). **Blocks:** Georgia 5 (D. Williams 2), Colorado 1 (Harris-Tunks). **Technical:** None. **Officials:** Harris, McCall, Littlewood. **Att.** - 6453

Cincinnati 57, Georgia 51
Dec. 2, 2011 -- Athens, Ga.

Game Summary

Three straight 3-pointers from **Dion Dixon**, the latter with 2:47 left, enabled Cincinnati to break free and complete a second-half comeback over Georgia in the Big East/SEC Challenge.

Events of this game bore an uncanny resemblance to the Bulldogs' previous contest. Georgia wasted a rock-solid first-half effort, giving way to the stronger, more experienced Bearcats, who rallied past their hosts with stout defense and several key shots late.

The Bulldogs rattled Cincy in the latter stages of the first half, thanks to a strong performance from **Kentavious Caldwell-Pope**. The freshman guard scored six points -- converting two baskets after nifty steals -- in a 50-second span to give Georgia a 3-possession lead at 26-17 with 3:36 left. That margin eventually stretched to 29-17 on a **Marcus Thornton** layup before Cincinnati got its deficit back into single digits by halftime.

The second-half highlight for Georgia came at the 17:59 mark, when Thornton found **Donte Williams** for a dunk that pushed its margin back into double figures at 34-23.

Over the 11 minutes that followed, the Bulldogs managed a single field goal, a layup by **Gerald Robinson** with 14:53 remaining. **Dustin Ware's** three free throws ended a 7-minute drought and restored a 41-40 lead for Georgia.

Dixon sank the first of his three straight treys with 5:45 left, tying the score at 43. He followed a Ware miss with another long bomb and, after the two teams traded empty trips, he nailed his third straight 3-pointer at the 2:47 mark, pushing the Bearcats ahead 49-43.

The Bulldogs were unable to trim their deficit under two possessions afterward.

Team / Individual Notes

Caldwell-Pope scored 13 of his 16 points in the first 17 minutes of the game...he went scoreless for the first 19:50 of the second half... Thornton led Georgia with 8 rebounds for the fifth time this season...the Bulldogs' 3 treys and 14 attempts, as well as their 21.4 percent shooting, were season lows.

Cincinnati (5-2)

Player	FGs	3-PT.	FTs	R	PF	A	PTSMIN
Wright	2-6	1-2	0-0	7	1	5	5 33
Dixon	6-11	4-6	3-6	4	3	1	19 33
Mbodj	2-5	0-0	0-2	5	2	4	2 25
Kilpatrick	7-15	4-9	4-5	5	1	1	22 38
Gates	2-8	0-0	1-2	8	3	1	5 36
Jackson	0-2	0-1	0-0	2	5	0	0 18
Guyn	0-1	0-1	0-0	1	3	0	0 12
Sanders	0-1	0-1	2-4	0	0	0	2 5
Gaines	0-0	0-0	0-0	0	0	0	0 1
TOTALS	19-49	9-20	10-19	33	21	10	57 200

Georgia (4-4)

Player	FGs	3-PT.	FTs	R	PF	A	PTSMIN
Cald.-Pope	6-14	1-6	3-5	7	3	1	16 29
Thornton	2-4	0-0	0-0	8	1	1	4 28
Ware	0-5	0-5	3-3	5	0	2	3 34
V. Williams	1-3	1-1	1-2	1	0	0	4 15
D. Williams	3-8	0-0	2-2	4	5	0	8 30
Robinson	4-10	1-2	3-4	4	1	3	12 25
Brantley	0-0	0-0	0-0	1	0	1	0 6
Florveus	0-0	0-0	0-0	0	1	0	0 11
Djurisic	1-3	0-0	2-4	3	1	0	4 22
TOTALS	17-47	3-14	14-20	33	13	8	51 200

Halftime: Georgia 30, Cincinnati 21. **FG Pct:** Georgia .362, Cincinnati .388. **3-Point FG Pct:** Georgia .214, Cincinnati .450. **FT Pct:** Georgia .700, Cincinnati .526. **Turnovers:** Georgia 14 (Thornton, Robinson 3), Cincinnati 13 (Wright 4). **Blocks:** Georgia 0, Cincinnati 3 (Jackson 2). **Technical:** None. **Officials:** Greene, Nance, Clougherty. **Elapsed Time of Game** - 2:02 **Att.** - 6796

Georgia Tech 68, Georgia 56
Dec. 7, 2011 -- Athens, Ga.

Game Summary

Jason Morris led a second-half onslaught with 15 points as Georgia Tech claimed its first victory at Stegeman Coliseum in 35 years, sending Georgia to its fourth straight defeat in the process.

The Bulldogs trailed early in this contest but, behind the play of **Gerald Robinson**, still managed to lead 29-25 at intermission. Coming off the bench, Robinson ignited the Georgia offense with 16 points in the first half. During one stretch he scored nine consecutive points for the Bulldogs, who took control in the latter stages of the opening period. Robinson's foul shot with 2:24 left gave Georgia its biggest lead of the game at 28-21.

Tech, however, scored the first six points of the second half and never relented thereafter. Robinson, meanwhile, continued to be Georgia's only productive player, giving his team its last lead at 32-31 on foul shots with 16:31 left.

Kammeon Holsey's layup at the 14:12 mark put Georgia Tech ahead for good at 35-33. The Jackets' lead only grew from there, as the Georgia offense floundered in a series of turnovers and missed 3-pointers for an extended stretch.

Morris tallied his first point on a foul shot with 13:09 left, pushing Tech ahead, 39-33. The margin first reached double digits at 43-33 on a layup by **Brandon Reed** at the 11:36 mark. After **Dustin Ware** countered with a trey, Morris got started on an impressive display of shooting that produced baskets on three straight Tech possessions.

The Jackets' lead reached its largest at 59-43 on two Reed free throws with 4:40 left.

Team / Individual Notes

Tech posted its first win in Athens since 1976, 15 tries ago...Tech became the first UGA opponent in 45 games to shoot 50 percent from the field...

Georgia Tech (5-4)

Player	FGs	3-PT.	FTs	R	PF	A	PTSMIN
Udofia	2-7	0-2	3-4	3	4	2	7 23
Miller	5-5	0-0	0-0	9	1	1	10 35
Reed	4-7	0-0	4-7	3	1	2	12 28
Holsey	6-9	0-0	0-1	2	3	1	12 32
Rice	4-11	1-6	3-5	4	3	3	12 36
Royal	0-1	0-1	0-0	1	1	0	0 9
Foreman	0-0	0-0	0-0	0	1	1	0 6
Morris	4-8	2-3	5-6	2	1	1	15 27
Hicks	0-0	0-0	0-0	1	0	0	0 4
TOTALS	25-48	3-12	15-23	34	15	11	68 200

Georgia (4-5)

Player	FGs	3-PT.	FTs	R	PF	A	PTSMIN
Cald.-Pope	3-12	2-9	2-3	5	4	1	10 29
Thornton	0-2	0-1	0-0	6	2	2	0 23
Ware	2-6	1-5	3-3	0	1	2	8 24
V. Williams	2-3	1-1	5-7	1	2	1	10 17
D. Williams	1-2	0-0	1-2	3	5	0	3 20
Dixon	0-0	0-0	0-0	1	0	0	0 4
Nolte	1-2	1-2	0-0	2	2	0	3 12
Robinson	7-15	1-2	5-6	3	2	1	20 30
Brantley	0-0	0-0	0-0	0	1	0	0 11
Florveus	0-2	0-0	0-0	0	4	0	0 15
Djurisic	1-5	0-3	0-0	4	0	0	2 15
TOTALS	17-49	6-23	16-21	30	23	7	56 200

Halftime: Georgia 29, Ga. Tech 25. **FG Pct:** Georgia .347, Ga. Tech .521. **3-Point FG Pct:** Georgia .261, Ga. Tech .250. **FT Pct:** Georgia .762, Ga. Tech .652. **Turnovers:** Georgia 12 (Robinson 4), Ga. Tech 11 (Holsey 3). **Blocks:** Georgia 3 (Florveus 2), Ga. Tech 5 (Miller 4). **Technical:** None. **Officials:** Lindsay, Valentine, Jones. **Elapsed Time of Game** - 2:00 **Att.** - 7620

2011-12 Game Summaries

Georgia 63, Southern Cal 59
Dec. 17, 2011 - Los Angeles, Calif.

Game Summary

Five of the game-high 21 points tallied by **Kentavious Caldwell-Pope** came in the final 45 seconds as Georgia overcame an 8-point, second-half deficit and posted its first true road win of the season.

Things looked bleak for the Bulldogs when a **Garrett Jackson** layup at the 10:09 mark pushed USC in front 47-39. The two teams had battled to a 25-all tie at intermission. Georgia's offense, however, stagnated under a spell of cold shooting.

Its fortunes began to turn after yet another empty trip. **Marcus Thornton** blocked a Jackson layup, Caldwell-Pope rebounded and found **Gerald Robinson** streaking for a layup that started a Bulldog comeback.

A 3-pointer by **Vincent Williams** pulled Georgia within 50-48 with 6:28 left. They fought back to All Square on a trey by **Dustin Ware** with 4:38 left, knotting the score at 51.

Thereafter, the lead changed hands four more times before a putback dunk by **Donte' Williams** put Georgia ahead for good at 55-54.

Caldwell-Pope stretched the Georgia lead to 60-56 with perhaps the game's biggest bucket, a heavily-guarded trey from the left corner as the shot clock dwindled with 43 seconds left.

Still, USC countered with its own 3-pointer from **Alexis Moore** with 25 ticks left. After a time out, Georgia inbounded and Caldwell-Pope was fouled with just :19 remaining. He calmly swished both foul shots, and the Trojans failed to convert on their final possession.

Team / Individual Notes

Georgia's performance from behind the 3-point arc (9x13, 69.2%) was its best since a 68.8 percent effort (11x16) at Kentucky in March of 2009...This was the 2nd time this season Georgia had overcome a second-half deficit to win...

Georgia (5-5)

Player	FGs	3-PT.	FTs	R	PF	A	PTS	MIN
D. Williams	2-4	0-0	0-4	3	3	0	4	26
Florveus	0-2	0-0	0-0	1	2	0	0	14
Cald.-Pope	7-12	4-5	3-4	5	1	2	21	39
V. Williams	3-4	1-2	0-0	1	1	1	7	22
Robinson	6-13	0-1	5-8	2	1	2	17	36
Thornton	0-1	0-0	2-2	4	4	2	2	25
Ware	4-4	4-4	0-0	1	2	2	12	21
Dixon	0-0	0-0	0-0	1	0	0	0	7
Brantley	0-0	0-0	0-0	0	0	0	0	1
Djurisic	0-3	0-1	0-0	0	1	0	0	9
TOTALS	22-43	9-13	10-18	23	15	9	63	200

Southern Cal (4-7)

Player	FGs	3-PT.	FTs	R	PF	A	PTS	MIN
Dedmon	2-6	0-0	1-1	7	1	2	5	30
Fuller	2-5	0-0	6-9	9	2	1	10	34
Moore	6-12	4-8	2-2	2	2	1	18	32
Jones	4-14	0-2	3-5	2	2	6	11	40
Wesley	2-7	0-0	2-2	8	3	0	6	29
Allen	0-2	0-2	0-0	0	1	2	0	7
Smith	1-4	0-2	0-0	0	1	0	2	12
Blasczyk	2-3	0-0	1-1	3	0	0	5	14
Jackson	1-2	0-0	0-0	1	0	0	2	2
TOTALS	20-55	4-14	15-20	35	12	12	59	200

Halftime: Georgia 25, USC 25. **FG Pct:** Georgia .512, USC .364. **3-Point FG Pct:** Georgia .692, USC .286. **FT Pct:** Georgia .556, USC .750. **Turnovers:** Georgia 8 (Cald.-Pope 2), USC 10 (Moore 4). **Blocks:** Georgia 4 (Thornton 2), USC 0. **Technical:** None. **Officials:** Cartmell, Eggers, Harvey. **Att.** - 3,784

Georgia 72, Mercer 58
Dec. 20, 2011 - Athens, Ga.

Game Summary

Gerald Robinson scored 20 points, including 12 in the second half, as Georgia broke open a tight game and defeated Mercer for its second straight win.

Mercer was able to forge an early lead in this game with Caldwell-Pope on the bench and the rest of the Bulldog offense in neutral. A short hook shot by **Daniel Coursey** with 11:19 left in the first half gave the Bears their largest lead at 16-8. Though the Bulldogs fought back to even the score, and even lead briefly, Mercer twice managed to take 4-point leads before halftime.

The final time came 29-25 on a 3-pointer by **Jus-tin Cecil** at the 2:21 mark.

Nolte, however, knotted the score at 30 on a right-corner trey with :02 left before halftime.

The Bulldogs gradually pulled away in the second period, needing six minutes to push their lead into double digits. Williams' 3-pointer with 13:59 left put Georgia ahead 44-33. Caldwell-Pope stole Mercer's next possession and dunked for a 13-point margin.

Georgia's lead reached its largest at 57-38 on two foul shots by Williams. Mercer then went on a 13-4 run to make things interesting in the final minutes. A 3-pointer by **Jakob Gollon** got the Bears within 61-51 with 4:13 left. Robinson, however, rescued Georgia with driving baskets on two straight possessions, and he assisted a Caldwell-Pope trey that pushed the Bulldog lead back to 15 at 68-53.

Team / Individual Notes

The Georgia defense held Mercer to just eight points over the first 12 1/2 minutes of the second half...For just the second time this season, no Georgia player saw 30 minutes of action.

Mercer (7-5)

Player	FGs	3-PT.	FTs	R	PF	A	PTS	MIN
Thomas	2-8	1-3	0-0	7	0	5	5	31
Cecil	2-7	2-7	1-2	7	3	1	7	31
Gollon	3-7	1-2	0-0	5	3	0	7	21
Hall	5-11	4-7	2-2	3	2	3	16	34
Coursey	4-6	0-0	0-1	1	4	0	8	18
Smith	3-9	0-2	0-0	1	2	3	6	26
Canevari	0-0	0-0	0-0	3	1	1	0	6
Halice	1-2	0-0	0-0	0	0	0	2	5
Moten	0-1	0-1	0-0	0	0	0	0	1
Smith	1-2	1-1	1-2	0	2	0	4	8
Harris	1-1	0-0	0-0	0	1	0	2	2
Jackson	0-0	0-0	0-0	0	0	0	0	2
Brown	0-0	0-0	1-2	2	1	0	1	12
Larsen	0-1	0-0	0-0	1	0	0	0	3
TOTALS	22-55	9-23	5-9	34	19	13	58	200

Georgia (6-5)

Player	FGs	3-PT.	FTs	R	PF	A	PTS	MIN
Cald.-Pope	3-10	1-5	1-2	6	3	3	8	24
Thornton	2-4	0-0	0-2	4	1	0	4	20
V. Williams	4-6	1-2	2-2	3	1	3	11	27
D. Williams	2-7	0-1	2-6	8	2	0	6	28
Robinson	7-13	1-2	5-6	4	3	4	20	22
Ware	2-6	2-4	2-2	3	1	3	8	27
Dixon	1-2	0-0	0-0	2	0	0	2	13
Nolte	3-3	3-3	2-4	1	2	0	11	15
Brantley	0-0	0-0	2-2	1	0	0	2	5
Florveus	0-3	0-0	0-0	1	1	0	0	7
Djurisic	0-5	0-1	0-0	5	1	0	0	12
TOTALS	24-59	8-18	16-26	41	15	13	72	200

Halftime: Georgia 30, Mercer 30. **FG Pct:** Georgia .407, Mercer .400. **3-Point FG Pct:** Georgia .444, Mercer .391. **FT Pct:** Georgia .615, Mercer .556. **Turnovers:** Georgia 7 (Six with 1), Mercer 12 (Cecil 3). **Blocks:** Georgia 2 (Cald.-Pope, Thornton), Mercer 7 (Coursey 3). **Total Elapsed Time:** 1:51. **Technical:** None. **Officials:** Greene, Stephens, Hampton. **Att.** - 5,654

Georgia 64, Furman 50
Dec. 23, 2011 - Athens, Ga.

Game Summary

Kentavious Caldwell-Pope led four double-figure scorers with 17 points as Georgia posted its third straight victory with a relatively easy win over Furman.

The Bulldogs also got 13 points from Gerald Robinson and 10 from Donte' Williams. Dustin Ware came off the bench and added 11 points. Ware, in fact, ignited an impressive display of shooting for Georgia, which finished the game with 49 percent from the field.

Georgia began to put measurable distance between itself and Furman after stringing together nine straight points to break a 9-9 tie and take command of the game. Robinson started the run with a layup at the 12:22 mark. Williams capped it on an emphatic dunk with 9:58 left in the first half.

Georgia got its first double-figure lead on another layup by Robinson with 6:19 left, pushing the margin to 24-13. It eventually grew as large as 32-17 on a Caldwell-Pope layup with 4:18 left.

The Bulldogs appeared to have matters firmly in hand when Caldwell-Pope scored yet another layup with 14:37 left in the game, boosting the lead to 43-27. Furman, however, countered with 3-pointers on three straight possessions, to get back within reach.

Caldwell-Pope restored solid footing for the Bulldogs with back-to-back layups, the first off his own block and the second off his own steal. Georgia grew its largest lead of 19 points three times, lastly on a short jumper by Williams at the 3:43 mark, giving the Bulldogs a 64-45 margin.

Team / Individual Notes

This was the first time of the 2012 season that Georgia had four players scoring in double figures.

Furman (6-6)

Player	FGs	3-PT.	FTs	R	PF	A	PTS	MIN
R. Brown	3-6	0-0	0-0	2	0	3	6	31
Ch. Reddick	1-2	1-2	0-0	4	2	0	3	24
Irwin	2-10	1-5	0-0	2	0	0	5	20
Sebirumbi	2-5	0-0	6-6	3	5	0	10	27
Co. Reddick	2-7	0-0	2-2	4	2	1	6	24
Hunt	0-0	0-0	0-0	1	0	0	0	1
O'Neill	0-0	0-0	0-0	0	0	0	0	1
Loyd	2-6	2-4	2-2	3	1	0	8	27
D. Brown	0-0	0-0	0-0	0	0	0	0	2
Austin	0-1	0-0	0-0	0	0	0	0	3
Barnes	2-4	1-2	0-1	5	3	0	5	13
Early	2-7	1-4	0-0	2	1	0	5	16
Toler	1-4	0-0	0-0	3	1	0	2	11
TOTALS	17-52	6-17	10-11	33	15	4	50	200

Georgia (7-5)

Player	FGs	3-PT.	FTs	R	PF	A	PTS	MIN
Cald.-Pope	8-17	1-5	0-0	1	1	0	17	29
Thornton	0-1	0-0	0-0	0	1	1	0	5
V. Williams	2-2	0-1	0-0	2	1	2	0	20
D. Williams	4-7	0-0	2-2	3	1	1	10	28
Robinson	4-8	1-1	4-4	2	3	5	13	24
Ware	3-4	3-4	2-2	3	0	2	11	22
Dixon	0-0	0-0	0-0	1	1	0	0	12
Long	0-0	0-0	0-0	0	0	0	0	2
Bucklin	0-0	0-0	0-0	0	0	0	0	2
Nolte	0-1	0-0	2-2	2	3	1	2	11
Brantley	2-2	1-1	0-0	1	0	0	5	16
Florveus	0-0	0-0	2-2	0	2	0	2	8
Cannon	0-1	0-0	0-1	4	1	1	0	8
Djurisic	0-0	0-0	4-4	3	3	2	4	13
TOTALS	21-43	6-12	16-17	26	17	15	64	200

Halftime: Georgia 34, Furman 23. **FG Pct:** Georgia .488, Furman .327. **3-Point FG Pct:** Georgia .500, Furman .353. **FT Pct:** Georgia .941, Furman .909. **Turnovers:** Georgia 9 (Robinson 3), Furman 14 (Three with 3). **Blocks:** Georgia 8 (Florveus 3), Furman 3 (Three with 1). **Total Elapsed Time:** 1:48. **Technical:** None. **Officials:** Eades, Cahill, Whitehead. **Att.** - 5,410

2011-12 Game Summaries

Georgia 92, Winthrop 86 (OT)
Dec. 27, 2011 - Athens, Ga.

Game Summary

Gerald Robinson scored 22 points and helped rally Georgia from the brink of defeat, as the Bulldogs outlasted Winthrop 92-86.

Robinson scored six points in the final 22 seconds of regulation, most importantly a court-length drive and layup with 2.6 seconds left that knotted the score at 76.

Twice Winthrop had 5-point leads in the final 24 seconds. The Eagles even led 75-71 after one of two **Mike Morgan** free throws with 15 ticks left. Georgia, however, capitalized on two key Winthrop misses in those final seconds.

After the second miss, Robinson took the inbound pass from **Nemanja Djuriscic** and drove full speed for a layup that was goal-tended by Winthrop with just 2.6 seconds left, tying the count at 76.

In the extra period, Georgia took the lead on its first possession with Ware's third 3-pointer of the game. The Bulldogs tallied just one field goal thereafter, a **Donte Williams** putback dunk that gave them an 86-78 lead with 2:16 left. Georgia scored the remainder of its 16 overtime points from the free-throw line, sinking 11 of 15 tries as it protected the lead.

Winthrop rallied from an 11-point second-half deficit to take command in the final four minutes. Twice Georgia built double-digit leads in the second half, the latter at 46-35 on a layup by **Kentavious Caldwell-Pope**.

Andre Jones, however, sank a 3-pointer with 2:33 left that gave Winthrop its first lead since the first half at 64-62. The Eagles kept the lead until Robinson's dramatic, tying bucket in the final seconds of regulation.

Team / Individual Notes

Robinson matched his career scoring high... Georgia shot 65 percent in the second half.

Winthrop (4-9)

Player	FGs	3-PT.	FTs	R	PF	A	PTS	MIN
Henry	6-8	3-3	2-4	4	5	0	17	29
Middleton	3-17	0-4	3-5	5	2	8	9	36
Bourne	0-2	0-0	0-0	2	0	0	0	18
Jones	10-15	4-6	9-9	3	2	1	33	39
Valentine	6-9	0-0	0-0	9	2	0	12	36
Gamble	0-1	0-1	0-0	0	0	0	0	2
Smith	1-4	1-3	0-0	1	0	2	3	12
Morgan	0-4	0-2	6-8	8	3	0	6	26
King	0-0	0-0	0-0	0	0	0	0	1
Diop	0-0	0-0	0-0	0	1	0	0	4
Jerome	1-2	0-0	2-2	1	5	2	4	15
Brown	1-2	0-0	0-0	0	4	0	2	8
TOTALS	28-64	8-19	22-28	35	24	13	86	225

Georgia (8-5)

Player	FGs	3-PT.	FTs	R	PF	A	PTS	MIN
Cald.-Pope	6-10	2-6	4-6	6	3	4	18	37
V. Williams	3-9	0-3	1-1	3	4	3	7	19
D. Williams	1-5	0-0	3-4	3	3	0	5	30
Robinson	7-11	0-2	8-11	5	3	4	22	33
Djuriscic	7-8	3-3	0-0	9	3	3	17	34
Ware	6-10	3-6	5-6	2	4	3	20	28
Dixon	0-0	0-0	0-0	0	0	0	0	10
Nolte	1-1	0-0	0-0	5	0	0	2	10
Brantley	0-1	0-1	0-0	0	0	0	0	10
Florveus	0-1	0-0	1-2	0	1	0	1	11
Cannon	0-1	0-0	0-0	2	0	0	0	3
TOTALS	31-57	8-21	22-30	36	21	17	92	225

Halftime: Georgia 34, Winthrop 30. **End of Regulation:** 76-76. **FG Pct:** Georgia .544, Winthrop .438.

3-Point FG Pct: Georgia .381, Winthrop .421. **FT Pct:** Georgia .733, Winthrop .421. **Turnovers:** Georgia 12 (Five with 2), Winthrop 9 (Three with 2). **Blocks:** Georgia 6 (D. Williams 3), Winthrop 2 (Jones, Jerome). **Total Elapsed Time:** 2:20. **Technical:** None. **Officials:** Shows, Stephens, Daily. **Att.:** - 6,138

Georgia 58, Delaware State 51
Dec. 30, 2011 - Athens, Ga.

Game Summary

Dustin Ware continued his hot shooting, and he got just enough help to hold off a pesky Delaware State squad, wrapping up Georgia's pre-SEC slate on a winning note.

Ware made three of six 3-point shots, all in the first half, and finished with a team-high 15 points. His long-range bombing jumpstarted a sluggish Bulldog offense and enabled them to fight off an early deficit.

Just two minutes in, the Hornets rattled off eight consecutive points to take first command of the game. Three-pointers by **Casey Walker** got the run started, the latter coming at the 16:01 mark. It ended on a jumper by **Tyshawn Bell** with 12:58 left in the half, giving DSU a 14-4 advantage.

Not until the 12:43 mark did Georgia scratch out its third bucket of the contest on the first of Ware's treys. Over six minutes later the Bulldogs finally overtook Delaware State with -- who else? -- Ware leading the charge. Back-to-back 3-pointers from the senior guard got Georgia its largest lead of the game to that juncture at 23-19 with 5:26 left.

The Bulldogs were able to keep DSU at arm's length for most of the second half. Ware again gave his team 8-point leads on two occasions: first at 45-37 on a driving layup with 10:47 left and later on two foul shots at the 9:39 mark, pushing UGA ahead 49-41.

To their credit, however, the Hornets never succumbed. Two foul shots by Walker with 2:37 left got them within four at 52-48, but they failed to convert on one final possession to get closer still.

Team / Individual Notes

Freshman **Kentavious Caldwell-Pope** ended the first half by swishing a shot estimated in length at 65 feet...Georgia's rebounding margin (+14) matched its best of the season (vs. Notre Dame)... Ware has now shot 63 percent from 3-point range over Georgia's 5-game winning streak.

Delaware State (4-7)

Player	FGs	3-PT.	FTs	R	PF	A	PTS	MIN
Gray	1-6	0-0	0-2	5	1	1	2	37
Bell	5-16	3-11	1-2	10	2	0	14	33
Threatt	1-3	1-2	0-0	5	1	8	3	30
Walker	5-10	4-8	2-3	2	3	0	16	39
Oliver, M.	1-3	0-0	1-4	4	4	1	3	19
Joyner	0-0	0-0	0-0	0	1	1	0	7
Oliver, B.	1-2	0-0	0-0	0	0	0	2	6
Kasim	0-0	0-0	1-2	0	0	0	1	3
Lawson	0-0	0-0	0-0	0	1	0	0	3
Marcellus	0-0	0-0	0-0	0	0	0	0	3
May	4-8	2-3	0-0	0	0	0	10	20
TOTALS	18-48	10-24	5-13	26	13	11	51	200

Georgia (9-5)

Player	FGs	3-PT.	FTs	R	PF	A	PTS	MIN
Cald.-Pope	5-11	2-7	0-0	9	1	0	12	29
V. Williams	1-4	1-2	0-0	2	1	3	3	17
D. Williams	5-8	0-0	2-2	9	4	0	12	29
Robinson	3-11	0-1	2-3	3	2	1	8	21
Djuriscic	1-5	0-1	0-0	5	3	1	2	17
Ware	5-8	3-6	2-2	1	0	3	15	28
Dixon	0-0	0-0	0-0	0	1	0	0	7
Nolte	1-5	1-4	0-0	4	2	1	3	23
Brantley	0-2	0-1	0-0	1	0	1	0	14
Florveus	1-2	0-0	1-1	2	0	0	3	15
TOTALS	22-56	7-22	7-8	40	14	10	58	200

Halftime: Georgia 32, DSU 29. **FG Pct:** Georgia .393, DSU .375. **3-Point FG Pct:** Georgia .318, DSU .417. **FT Pct:** Georgia .875, DSU .385. **Turnovers:** Georgia 8 (Robinson, Djuriscic 2), DSU 7 (Threatt 3). **Blocks:** Georgia 3 (Three with 1), DSU 6 (Gray 3). **Total Elapsed Time:** 1:38. **Technical:** None. **Officials:** Stuart, Maxwell, Roberts. **Att.:** - 6,348

Alabama 74, Georgia 59
Jan. 7, 2012 - Athens, Ga.

Game Summary

Georgia saw its 5-game win streak stopped under a first-half barrage of deep shooting by Alabama, which used superior size and heft to hold off a Bulldog rally in the second period.

Alabama entered this game as the SEC's poorest-shooting team from beyond the arc. The Bulldog strategy of deploying a zone defense, then, appeared a sound one. Challenged to shoot the long shot, the Tide responded by making six treys in the first half.

Bama got a breakout effort from freshman **Trevor Lacey**, who stung Georgia with 17 points in the first half, nine coming from 3-point range. His three foul shots and 3-pointer on back-to-back trips midway through the half got the Tide their first sizable margin of the game, the latter pushing the them into an 18-11 lead.

The margin reached double digits for the first time at 26-15 on a **Trevor Releford** layup at the 6:22 mark. It reached its largest at 38-23 on the last Alabama 3-pointer of the half, by **Tony Mitchell**, with 28 seconds left.

Nonetheless, Georgia fought gamely in the final period. The Bulldogs needed nearly seven minutes, but they trimmed their deficit back into single digits at 48-41 on a 3-point play by reserve **John Florveus** with 13:37 left. Though Bama twice answered successive Georgia buckets, the Bulldogs got closer.

A 3-pointer by **Kentavious Caldwell-Pope** with 11:08 left pulled Georgia within 52-46. Bama failed to answer on two straight possessions, and Georgia's **Donte Williams** dunked with 9:18 left to shrink the margin to 52-48.

Bama responded with a 3-point play from **Andrew Steele** and the Bulldogs were never able to get closer thereafter.

Team / Individual Notes

Caldwell-Pope's 22 points were a career high...Georgia allowed 50 percent shooting for the second time this season after now allowing it for the entire 2011 season.

Alabama (12-3, 1-0)

Player	FGs	3-PT.	FTs	R	PF	A	PTS	MIN
Lacey	6-8	3-4	4-4	4	1	3	19	35
Mitchell	7-12	2-5	1-1	5	3	1	17	34
Releford	5-10	0-2	2-3	5	1	2	12	36
Jacobs	1-3	0-0	0-0	4	3	0	2	12
Randolph	1-3	0-2	2-2	0	1	1	4	18
Green	3-5	0-0	2-2	10	3	5	8	33
Hankerson	1-3	1-3	0-0	0	0	0	3	5
Engstrom	0-0	0-0	0-0	0	1	0	0	4
Cooper	0-1	0-1	0-0	0	0	0	0	2
Steele	3-4	0-0	3-3	3	3	4	9	21
TOTALS	27-49	6-17	14-15	35	16	16	74	200

Georgia (9-6, 0-1)

Player	FGs	3-PT.	FTs	R	PF	A	PTS	MIN
Cald.-Pope	6-9	3-5	7-7	3	2	0	22	36
V. Williams	0-1	0-1	0-0	0	0	0	0	13
D. Williams	2-5	0-0	4-6	3	4	0	8	20
Robinson	5-15	0-1	1-1	1	1	3	11	36
Djuriscic	5-11	0-3	0-1	5	3	2	10	29
Ware	1-6	1-6	0-0	2	1	2	3	28
Dixon	0-0	0-0	0-0	0	0	0	0	13
Nolte	1-3	0-1	0-0	1	1	0	2	6
Brantley	0-1	0-0	0-0	0	0	0	0	3
Florveus	1-1	0-0	1-1	2	2	0	3	16
TOTALS	21-52	4-17	13-16	20	14	7	59	200

Halftime: Alabama 38, Georgia 26. **FG Pct:** Georgia .404, Alabama .551. **3-Point FG Pct:** Georgia .235, Alabama .353. **FT Pct:** Georgia .813, Alabama .933. **Turnovers:** Georgia 12 (Robinson, Djuriscic 4), Alabama 17 (Green 9). **Blocks:** Georgia 2 (D. Williams, Florveus), Alabama 1 (Mitchell). **Total Elapsed Time:** 1:50. **Technical:** None. **Officials:** Green, Maxwell, Benedict. **Att.:** - 7,776

2011-12 Game Summaries

#19 Florida 70, Georgia 48
Jan. 10, 2012 - Gainesville, Fla.

Game Summary

Bradley Beal and **Kenny Boynton** scored 17 points apiece and Florida built an early lead, relented only briefly and cruised to a convincing victory on its home court.

Missing their first six shots, the Bulldogs needed almost five minutes to score. By the time **Kentavious Caldwell-Pope** swished a 3-pointer at the 15:16 mark of the first half, Florida had taken command with seven straight points.

Georgia managed to stay within reach in this game until a Gator offensive outburst midway through the first half. Reserve guard **Mike Rosario** triggered a 14-2 run by scoring seven points in a 65-second span. The margin reached double digits for the first time at 22-11 on a dunk by **Patric Young** with 6:36 left.

Hot shooting by Beal stretched the Gator lead even further in the latter stages of the first half. His fourth trey of the half, with 3:27 left, got Florida its largest lead to that juncture at 33-13.

Florida maintained a comfortable margin, leading by as many as 25, until the Bulldogs put together a mild rally in the waning minutes. Eight unanswered points, capped by a 3-pointer from **Dustin Ware** at the 7:00 mark, got Georgia's deficit back to 56-43. **Nemanja Djuriscic** kept the margin there on a bucket with 4:45 left, but the Gators responded by rattling off the next 12 points.

Team / Individual Notes

Djuriscic had his third double-figure scoring game in the past four outings...The Bulldogs made just one of nine foul shots...Georgia has allowed 50 percent shooting from two straight opponents for the first time since midway through the 2010 season.

Georgia (9-7, 0-2)

Player	FGs	3-PT.	FTs	R	PF	A	PTSMIN
D. Williams	3-8	0-0	1-4	6	3	0	7 22
Djuriscic	6-13	2-4	0-1	6	2	2	14 28
Cald.-Pope	3-13	2-5	0-0	3	2	1	8 32
V. Williams	1-2	1-2	0-1	1	4	1	3 17
Robinson	4-9	0-1	0-1	6	2	5	8 31
Ware	2-7	2-6	0-0	1	0	1	6 30
Dixon	0-0	0-0	0-2	3	0	0	0 4
Long	0-0	0-0	0-0	0	0	0	0 1
Bucklin	0-0	0-0	0-0	0	0	0	0 1
Nolte	0-0	0-0	0-0	0	0	0	0 3
Brantley	0-0	0-0	0-0	0	0	0	0 4
Florveus	1-2	0-0	0-0	4	2	0	2 23
Rome	0-0	0-0	0-0	1	0	0	0 3
Cannon	0-1	0-0	0-0	0	0	0	0 1
TOTALS	20-55	7-18	1-9	34	15	10	48 200

Florida (13-4, 1-1)

Player	FGs	3-PT.	FTs	R	PF	A	PTSMIN
Murphy	2-6	0-4	0-0	2	4	0	4 18
Young	4-5	0-0	0-2	10	1	0	8 32
Boynton	5-9	2-6	5-5	0	0	3	17 30
Walker	3-7	1-3	1-1	3	2	2	8 29
Beal	4-8	4-6	5-6	10	1	0	17 33
Rosario	3-9	0-2	1-1	1	0	2	7 16
Yeguate	3-4	0-0	0-0	3	4	0	6 20
Larson	0-0	0-0	0-0	1	0	0	0 9
Pitchford	0-0	0-0	0-0	0	0	0	0 1
TOTALS	24-48	7-21	15-18	33	12	8	70 200

Halftime: Florida 35, Georgia 21. **FG Pct:** Georgia .364, Florida 500. **3-Point FG Pct:** Georgia .389, Florida .333. **FT Pct:** Georgia .111, Florida .833. **Turnovers:** Georgia 10 (Four with 2), Florida 6 (Young 3). **Blocks:** Georgia 4 (Florveus 3), Florida 6 (Murphy 2). **Technical:** None. **Officials:** Greene, Shows, Jordan. **Att.** - 10,506

Vanderbilt 77, Georgia 66
Jan. 14, 2012 - Nashville, Tenn.

Game Summary

Georgia rode the hot shooting of **Kentavious Caldwell-Pope** and challenged Vanderbilt until the waning moments. Foul trouble, however -- and the resulting parade of Commodore free-throw shooters -- proved too much to overcome in its third consecutive SEC loss.

Caldwell-Pope, relatively quiet in the first 20 minutes, connected on 3 straight 3-point shots early in the second half. The latter, with 13:53 left, pushed Georgia into the lead for the final time of the game at 45-44. The teams traded empty trips before reserve guard **Dai-Jon Parker's** layup gave the Commodores the lead for keeps at the 12:37 mark.

Still, Georgia remained within close reach. The Bulldogs kept their deficit within a single possession a final time on **Vincent Williams'** 3-pointer with 4:41 left, getting Georgia within 62-60. Vandy responded with foul shots from **Jeffery Taylor** and **Festus Ezeli** and the lead expanded to 68-60 before one last Bulldog push.

One key exchange proved critical in Georgia's inability to overcome its deficit. With 1:19 left and Vandy leading 70-64, freshman **Tim Dixon** rebounded **Lance Goulbourne's** missed free throw. He was fouled by Taylor, who drew a technical foul in the protest that ensued. Dustin Ware made both technical free throws, but Dixon missed his one-and-one chance. Though Georgia rebounded the miss, **Gerald Robinson** misfired on 2 straight 3-point shots.

Team / Individual Notes

Georgia attempted as many 3-pointers as it did 2-point shots...The Bulldogs allowed 50 percent shooting for the third time in as many SEC games...Vanderbilt shot a whopping 31 second-half foul shots and scored 17 of its last 21 points from the charity stripe.

Georgia (9-8, 0-3)

Player	FGs	3-PT.	FTs	R	PF	A	PTSMIN
D. Williams	5-9	0-0	2-2	3	5	1	12 26
Djuriscic	1-4	1-2	0-0	5	5	1	3 22
Cald.-Pope	6-14	4-10	3-3	5	2	3	19 37
Ware	2-7	2-6	2-2	0	2	3	8 32
Robinson	4-13	0-5	7-8	6	2	3	15 35
Dixon	0-0	0-0	0-1	1	2	0	0 10
V. Williams	1-4	1-3	1-2	1	1	0	4 13
Nolte	0-1	0-1	0-0	1	2	0	0 4
Florveus	2-2	0-0	1-2	1	5	2	5 19
Rome	0-0	0-0	0-0	0	0	0	0 2
Cannon	0-0	0-0	0-0	0	0	0	0 1
TOTALS	21-54	8-27	16-20	27	26	13	66 200

Vanderbilt (13-4, 3-0)

Player	FGs	3-PT.	FTs	R	PF	A	PTSMIN
Goulbourne	4-6	0-0	5-8	6	0	2	13 31
Taylor	4-6	1-1	7-13	9	3	1	16 35
Ezeli	2-3	0-0	5-8	2	4	0	9 23
Tinsley	3-6	0-0	0-1	5	2	4	6 29
Jenkins	3-12	3-11	9-9	4	0	1	18 32
Johnson	1-1	0-0	0-0	1	2	2	10
Parker	1-2	0-1	4-4	5	1	0	6 14
Tchiengang	1-2	0-0	0-0	2	3	0	2 17
Odum	2-3	1-2	0-1	0	4	0	5 9
TOTALS	21-41	5-15	30-44	35	18	10	77 200

Halftime: Vanderbilt 36, Georgia 32. **FG Pct:** Georgia .389, Vanderbilt .512. **3-Point FG Pct:** Georgia .296, Vanderbilt .333. **FT Pct:** Georgia .800, Vanderbilt .682. **Turnovers:** Georgia 9 (Robinson 5), Vanderbilt 11 (Goulbourne 4). **Blocks:** Georgia 3 (D. Williams 2), Vanderbilt 5 (Taylor 2). **Technical:** Taylor. **Officials:** Caldwell, Sirmons, Evans. **Att.** - 14,316

Georgia 57, Tennessee 53 (OT)
Jan. 18, 2012 - Athens, Ga.

Game Summary

Georgia picked up its first SEC victory mostly by the process of survival. The Bulldogs persevered through this tense contest by making one clutch play after another, both in the final minutes of regulation and in overtime.

Gerald Robinson scored a team-high 16 points that included a tying basket late in regulation and two critical free throws with 26 seconds left in the extra period. **Donte' Williams** added a pair of buckets in the overtime. Freshmen **Nemi Djuriscic** and **Kentavious Caldwell-Pope** each contributed big plays that proved critical to the outcome.

The outlook appeared bleak for Georgia when UT freshman **Jarnell Stokes** dunked with 5:58 left in regulation, giving the Vols their largest lead of the game at 40-35. The Bulldogs had scored just eight points to that juncture of the second half.

A 3-point play by Djuriscic started a Georgia rally that produced the game's sixth tie at 40 on a Robinson layup with 3:17 left. The two teams traded baskets three more times before Robinson evened the score at 46 on a hard-driving layup with just 17 ticks left.

In the extra period, a Williams dunk produced the game's 11th tie at 50 with 2:52 remaining. His basket in heavy traffic, following nifty passes by Djuriscic and then Robinson, got Georgia the lead for keeps at 54-53 with 1:02 left.

Fouled on the play, Williams missed the free throw, but consecutive rebounds prolonged the Bulldogs' possession. Finally, Robinson was fouled with 26 seconds left and his two foul shots helped secure the victorious outcome.

Team / Individual Notes

UT's 20 turnovers were the most by an SEC opponent of Georgia's in three years...**Dustin Ware's** eight rebounds were a career high.

Tennessee (8-10, 1-3)

Player	FGs	3-PT.	FTs	R	PF	A	PTSMIN
Richardson	0-2	0-0	0-0	0	1	0	0 17
Woolridge	0-2	0-1	0-0	2	1	0	0 9
Golden	7-17	1-5	1-2	3	2	1	16 37
Tatum	3-9	0-3	0-0	6	2	6	42
Maymon	5-8	0-0	2-5	8	5	0	12 31
Makanjuola	0-0	0-0	0-0	0	0	0	0 3
Stokes	5-9	0-1	1-3	8	1	1	11 26
McBee	1-5	1-4	0-0	3	2	1	3 29
Hall	1-1	0-0	2-2	3	3	0	4 21
McRae	0-2	0-1	1-2	3	0	0	1 10
TOTALS	22-55	2-15	7-14	40	17	6	53 200

Georgia (10-8, 1-3)

Player	FGs	3-PT.	FTs	R	PF	A	PTSMIN
Cald.-Pope	4-14	0-8	1-3	6	0	1	9 41
Ware	2-9	1-6	0-0	8	0	3	5 39
D. Williams	4-8	0-0	3-5	8	3	0	11 27
Robinson	6-19	0-2	4-4	6	2	5	16 37
Djuriscic	4-9	0-2	3-3	3	4	0	11 28
Thornton	0-0	0-0	0-0	1	4	1	0 23
Dixon	0-0	0-0	0-0	0	0	0	0 1
V. Williams	1-2	1-1	0-0	1	1	0	3 10
Nolte	0-0	0-0	0-0	0	0	0	0 1
Brantley	0-0	0-0	0-0	0	0	0	0 4
Florveus	1-2	0-0	0-0	3	0	0	2 15
TOTALS	22-63	2-19	11-15	39	14	10	57 200

Halftime: Georgia 27, Tennessee 24. **End of Regulation:** 46-all. **FG Pct:** Georgia .349, Tennessee .400. **3-Point FG Pct:** Georgia .105, Tennessee .133. **FT Pct:** Georgia .733, Tennessee .500. **Turnovers:** Georgia 16 (Djuriscic 5), Tennessee 20 (Tatum, Maymon 5). **Blocks:** Georgia 5 (Florveus 2), Tennessee 4 (Four with 1). **Technical:** UGA Bench. **Officials:** Valentine, Stephens, Ayers. **Att.** - 7,307

2011-12 Game Summaries

Ole Miss 66, Georgia 63
Jan. 21, 2012 - Athens, Ga.

Game Summary

Terrance Henry scored 24 points as Ole Miss built a big lead and held off hard-charging Georgia in the final seconds to defeat the Bulldogs in an SEC contest.

The Rebels posted their first SEC road win of the season, mostly by shooting near 50 percent throughout the game and by outrebounding Georgia 43-32. Henry's performance was an equally important factor.

Henry scored his team's first nine points and finished the first half with 15 points. **Gerald Robinson** and **Kentavious Caldwell-Pope** still managed to keep the Bulldogs even through much of the first half.

Georgia's fortunes turned shortly after Caldwell-Pope incurred his second foul with 8:21 left and the score tied at 20. Consecutive layups by **Murphy Holloway** triggered a 10-0 run by the Rebels and gave them a margin they kept until the game's final moments.

Early in the second period Georgia mounted a brief rally, cutting a 36-23 margin to six on a fast-breaking layup by Caldwell-Pope with 17:18 left. The Bulldogs, however, failed to convert on two subsequent trips to get closer. **Nick Williams** ended the run by scoring for the Rebels and they proceeded to pad their lead back to 44-30 with six straight points.

Only in the final minutes did the Bulldogs put together a serious rally, which nearly succeeded. Capitalizing on a series of missed Rebel foul shots, they trimmed a 10-point margin as close as two in the final 47 seconds of play.

Robinson's layup with 12 seconds left pulled Georgia within 65-63. After Henry then missed the second of two free throws with nine ticks left, Georgia had one frantic, final possession to tie, but Robinson and **Nemanja Djurisic** both missed 3-point attempts.

Team / Individual Notes

Caldwell-Pope's 25 points were a season high and the most by a UGA freshman since D.A. Layne's 26 vs. South Carolina on 2/6/99...Ole Miss was 4x10 on FTs in the final minute.

Ole Miss (13-6, 3-2)

Player	FGs	3-PT.	FTs	R	PF	A	PTSMIN
Henry	8-12	1-3	7-10	10	4	1	24 31
Williams	3-10	1-5	5-6	4	2	0	12 36
Buckner	2-4	0-0	2-7	10	1	0	6 32
Holloway	5-8	0-0	2-2	7	3	0	12 32
Summers	2-6	0-0	2-8	4	2	1	6 34
Cox	2-2	0-0	2-2	3	1	1	6 16
Aniefiok	0-0	0-0	0-0	1	0	0	0 6
Kendrick	0-3	0-0	0-0	3	1	2	0 13
TOTALS	22-45	2-8	20-35	43	14	5	66 200

Georgia (10-9, 1-4)

Player	FGs	3-PT.	FTs	R	PF	A	PTSMIN
Cald.-Pope	10-17	5-10	0-1	5	5	0	25 28
Ware	0-7	0-7	0-0	2	2	1	0 25
D. Williams	3-6	0-0	2-6	8	4	0	8 34
Robinson	7-16	3-6	2-3	4	2	6	19 32
Djurisic	1-7	0-1	2-2	4	4	1	4 20
Thornton	0-2	0-0	2-2	3	3	1	2 16
V. Williams	1-2	0-0	0-0	2	2	1	2 16
Nolte	0-1	0-1	0-0	1	0	0	0 5
Brantley	1-4	1-4	0-0	0	1	0	3 8
Florveus	0-1	0-0	0-0	1	0	1	0 16
TOTALS	23-63	9-29	8-14	32	23	11	63 200

Halftime: Ole Miss 34, Georgia 23. **FG Pct:** Georgia .365, Ole Miss .489. **3-Point FG Pct:** Georgia .310, Ole Miss .250. **FT Pct:** Georgia .571, Ole Miss .571. **Turnovers:** Georgia 8 (Thornton 3, Brantley 2), Ole Miss 14 (Henry 7). **Blocks:** Georgia 3 (D. Williams 2), Ole Miss 2 (Buckner, Cox). **Technical:** None. **Officials:** Jordan, Barker, Gattis. **Att.** - 8,015.

#1 Kentucky 57, Georgia 44
Jan. 24, 2012 - Athens, Ga.

Game Summary

Freshly reappointed No. 1 Kentucky flexed its considerable muscle just enough to build a wide margin and keep it there, staying undefeated in SEC play with a workmanlike victory over the Bulldogs.

Georgia got the game's tempo to its liking but was unable to produce the desired result, thanks largely to a collectively cold shooting eye. The Bulldogs, with momentum hanging in the balance for long stretches of the second half, simply couldn't convert a number of chances.

The two teams battled evenly for most of the first period. Georgia, in fact, held a slim advantage for much of the first eight minutes. **Darius Miller**, who led all scorers with 19 points, hit the first of his four 3-pointers with 10:33 left in the half, giving Kentucky a 16-14 lead. The Wildcats never trailed thereafter.

Still, **Dustin Ware**'s trey at the 5:01 mark kept the margin close at 28-25. Kentucky, however, settled the matter by finishing the first half on a 10-1 run, capped by **Kyle Wiltjer**'s 3-pointer with 1:18 left.

Another Miller trey with 15:30 left in the game stretched Kentucky's lead to 46-30. Georgia responded with two straight Ware buckets. For the ensuing three minutes the two teams traded four empty trips apiece. Miller again stopped the drought with a dunk, which **Donte' Williams** answered with his own slam.

After a **Marquis Teague** jumper with 9:19 left, pushing the UK lead back to 50-36, both teams went scoreless again in a span that covered nearly four minutes. By the time Miller ended the string with a foul shot at the 5:29 mark, the margin seemed too large to overcome for the cold-shooting Bulldogs.

Team / Individual Notes

Georgia is now 0-12 against No. 1-ranked teams all-time...its previous game against a top-ranked UK squad had come in 1978...Georgia's six turnovers were a season low and the ninth time this season with single-digit miscues...This was just the fourth time this season leading scorer Kentavious Caldwell-Pope was held to single digits.

Kentucky (20-1, 6-0)

Player	FGs	3-PT.	FTs	R	PF	A	PTSMIN
Jones	2-5	0-0	1-4	7	4	1	5 26
Kidd-Gilchr.	6-14	0-3	2-2	11	1	3	14 37
Lamb	2-8	2-5	1-2	1	1	1	7 34
Davis	1-2	0-0	2-2	11	2	0	4 39
Teague	1-7	0-3	0-0	7	1	7	2 33
Miller	7-8	4-4	1-2	0	2	0	19 23
Wiltjer	2-4	2-3	0-0	2	1	1	6 8
TOTALS	21-48	8-18	7-12	41	12	13	57 200

Georgia (10-10, 1-5)

Player	FGs	3-PT.	FTs	R	PF	A	PTSMIN
Cald.-Pope	3-11	1-5	0-0	4	1	1	7 36
Ware	5-12	2-8	0-1	1	0	1	12 37
D. Williams	4-6	0-0	0-2	2	2	0	8 35
Robinson	3-14	0-2	0-0	5	2	3	6 35
Djurisic	4-9	2-3	0-0	5	3	2	10 26
Thornton	0-2	0-0	1-2	0	0	0	1 17
V. Williams	0-1	0-0	0-0	0	0	1	0 8
Florveus	0-0	0-0	0-0	1	3	1	0 6
TOTALS	19-55	5-18	1-3	26	11	9	44 200

Halftime: Kentucky 38, Georgia 26. **FG Pct:** Georgia .345, Kentucky .438. **3-Point FG Pct:** Georgia .278, Kentucky .444. **FT Pct:** Georgia .333, Kentucky .583. **Turnovers:** Georgia 6 (Robinson 4), Kentucky 11 (Miller 3). **Blocks:** Georgia 4 (Four with 1), Kentucky 10 (Davis 5). **Technical:** None. **Officials:** Eades, Cahill, Whitehead. **Att.** - 10,523

Auburn 59, Georgia 51
Feb. 1, 2012 - Auburn, Ala.

Game Summary

Auburn shook off an ice-cold start and, thanks to a perfect effort from **Varez Ward**, found its greatest prosperity at the free-throw line in holding off a struggling Georgia squad.

The course of this game seemed unlikely after the opening minutes. Georgia scored on its first two possessions and took the upper hand. Auburn, meanwhile, needed 11 misses, five turnovers and nearly seven minutes off the clock before scoring. It needed another 2 1/2 minutes before its first field goal, a long 3-pointer by **Frankie Sullivan** at the 10:07 mark.

The Bulldogs were unable to capitalize on their good fortune. By the time Sullivan hit his trey, Georgia had managed but a 9-7 lead, having gone almost eight minutes between field goals itself.

Auburn got untracked offensively and took command in the waning minutes of the first half. A fast-break layup by **Kenny Gabriel** with 30 seconds left put the Tigers ahead by their biggest margin at 26-13.

A determined effort by the Bulldogs produced a much more competitive second half. However, the Tigers never relinquished the lead, despite Georgia trimming the margin to a single possession on six different occasions. On each of those six times, Auburn answered with a score. Gabriel and Ward combined to make 16 of 17 foul shots in the second half to secure the victory.

Team / Individual Notes

Caldwell-Pope was held without a field goal for the first 38 minutes...Georgia shot a season-low 25 percent overall...The Bulldogs actually outdid Auburn at the free-throw line, 83 percent to 81 percent...The Tigers simply tried eight more and made six more...

Georgia (10-11, 1-6)

Player	FGs	3-PT.	FTs	R	PF	A	PTSMIN
Thornton	0-2	0-0	2-2	5	5	1	2 28
D. Williams	3-7	0-0	3-4	9	4	1	9 35
Cald.-Pope	1-8	1-5	3-5	8	1	3	6 30
Ware	2-12	2-12	4-4	0	3	1	10 28
Robinson	5-10	1-1	5-6	8	5	4	16 34
V. Williams	0-3	0-1	0-0	0	0	0	0 4
Nolte	1-1	1-1	0-0	0	1	0	3 7
Brantley	1-4	1-3	0-0	0	2	1	3 13
Florveus	0-1	0-0	0-0	1	0	0	0 6
Cannon	0-0	0-0	0-0	0	0	0	0 1
Djurisic	0-4	0-0	2-2	2	1	0	2 14
TOTALS	13-52	6-23	19-23	38	22	11	51 200

Auburn (13-9, 3-5)

Player	FGs	3-PT.	FTs	R	PF	A	PTSMIN
Payne	0-5	0-0	3-4	7	0	1	3 27
Gabriel	4-12	0-1	8-9	8	1	1	16 38
Chubb	1-1	0-0	0-0	4	5	1	2 18
Wallace	2-3	0-0	0-0	2	0	0	4 11
Sullivan	3-12	1-7	2-2	5	1	3	9 31
Ward	2-8	1-2	12-12	4	2	3	17 30
Denson	2-3	0-0	0-3	0	1	0	4 15
Johnson	0-1	0-1	0-0	0	1	0	0 6
Forbes	2-3	0-0	0-1	3	3	0	4 24
TOTALS	16-48	2-11	25-31	38	15	9	59 200

Halftime: Auburn 26, Georgia 15. **FG Pct:** Georgia .250, Auburn .333. **3-Point FG Pct:** Georgia .261, Auburn .182. **FT Pct:** Georgia .826, Auburn .806. **Turnovers:** Georgia 12 (Thornton 3), Auburn (Chubb 3). **Blocks:** Georgia 4 (D. Williams 3), Auburn 6 (Gabriel 4). **Technical:** AU Bench. **Officials:** Valentine, Cahill, Kitts. **Att.** - 6,501

2011-12 Game Summaries

Tennessee 73, Georgia 62
Feb. 4, 2012 - Knoxville, Tenn.

Game Summary

Reserves **Trae Golden** and **Jordan McRae** combined to score 30 points and lead a come-from-behind win for Tennessee in these two teams' rematch.

Georgia, which played well and even led for much of this contest, wilted after foul trouble greatly reduced its effectiveness. Indeed, front-line starters **Marcus Thornton** and **Donte' Williams** fouled out after playing 12 and 18 minutes, respectively, and scoring but two points between them.

It was the early play of **Dustin Ware** that put Georgia in command through the early going. The senior guard tallied 13 first-half points, making all four of the shots he took. His third 3-pointer of the half, with 5:10 left, got the Bulldogs their largest lead of the game at 27-19.

Shortly thereafter, **Nemanja Djuriscic** became the third Georgia player with two fouls, forcing the Bulldogs to finish the half with a makeshift lineup. The results were predictable.

In the last five minutes of the half, Tennessee outscored Georgia 11-1 to take a 30-28 lead. During that span the Bulldogs committed four of their five total turnovers and missed all six of their field-goal attempts.

Still, the Dogs regrouped and sprinted back into the lead as the second half began. A high bank shot by **Djuriscic** with 14:42 left put them in front 41-34.

Tennessee responded with nine straight points over the next two minutes to reclaim the lead. Georgia managed to stay close until an 8-1 run by the Vols, capped by a McRae 3-pointer with 5:44 left that gave them a 56-48 lead.

Team / Individual Notes

The outcome all but decided, head coach **Mark Fox** protested a no-call and drew a technical foul with :19 left. His subsequent protest drew another technical and the first ejection of a Georgia coach in 10 years.

Georgia (10-12, 1-7)

Player	FGs	3-PT.	FTs	R	PF	A	PTSMIN
Thornton	0-2	0-0	0-0	2	5	0	12
D. Williams	1-4	0-0	0-0	3	5	0	2 18
Cald.-Pope	5-14	2-7	4-6	6	1	1	16 39
Ware	6-7	3-4	0-0	1	2	1	15 35
Robinson	2-8	1-2	8-10	4	2	7	13 38
V. Williams	0-0	0-0	0-0	1	0	0	0 7
Nolte	0-0	0-0	0-0	0	0	0	0 1
Florveus	3-7	0-0	0-0	6	2	0	6 22
Rome	0-1	0-0	1-2	3	1	0	1 5
Cannon	0-0	0-0	0-0	0	0	0	0 1
Djuriscic	3-12	1-2	2-2	2	4	0	9 23
TOTALS	20-55	7-15	15-20	30	24	9	62 200

Tennessee (11-12, 3-5)

Player	FGs	3-PT.	FTs	R	PF	A	PTSMIN
Stokes	1-2	0-1	3-6	9	2	0	5 24
Maymon	3-6	0-0	9-12	8	1	2	15 34
Richardson	1-2	0-1	1-2	1	1	0	3 20
McBee	1-4	1-4	7-8	1	2	0	10 20
Tatum	2-9	2-8	0-0	2	3	3	6 28
Woolridge	0-1	0-0	0-0	1	0	0	0 3
Golden	5-8	1-3	5-6	6	3	5	16 28
Hall	1-1	0-0	2-2	2	3	0	4 19
McRae	5-9	3-5	1-1	2	1	2	14 24
TOTALS	19-42	7-22	28-37	34	16	12	73 200

Halftime: Tennessee 30, Georgia 28. **FG Pct:** Georgia .364, Tennessee .452. **3-Point FG Pct:** Georgia .467, Tennessee .318. **FT Pct:** Georgia .757, Tennessee .750. **Turnovers:** Georgia 5 (Three with 1), Tennessee 10 (Golden 3). **Blocks:** Georgia 1 (Thornton), Tennessee 1 (Stokes). **Technical:** UGA Bench (2). **Officials:** Shows, Thibodeaux, Hampton. **Att.** - 19,379.

Georgia 81, Arkansas 59
Feb. 8, 2012 - Athens, Ga.

Game Summary

Gerald Robinson's torrid first half proved contagious, as Georgia rode the senior guard's coattails, bolted to a big early lead and cruised to a one-sided victory, ending a 4-game losing streak.

The Bulldogs blistered Arkansas by scoring 43 first-half points, 17 from Robinson. He scored eight of Georgia's first 10 points and assisted the basket that he didn't score.

Robinson's basket with 12:45 left in the half broke an 8-all tie and gave Georgia the lead for good. It also triggered a game-deciding, 13-0 run in which three different Bulldogs participated. In addition to Robinson, **Nemanja Djuriscic** chipped in a bucket, **Donte' Williams** added a pair of dunks and a layup and **Kentavious Caldwell-Pope** sank the team's first 3-pointer. The second slam by Williams, from an alley-oop pass by Robinson, capped the run and put Georgia in front 23-8 at the 8:17 mark.

The margin ballooned to 20 when freshman reserve **Tim Dixon's** putback made the score 37-17 with 4:00 left in the half. Finally, Robinson's two foul shots at the 2:05 mark, completed Georgia's first-half scoring and got the Bulldogs their largest lead to that juncture at 43-19.

Arkansas scarcely challenged in the second period. The Razorbacks got as close as 45-30 on a free throw by **Hunter Mickelson** with 18:09 left. Georgia proceeded to rattle off the next 12 points to settle matters for good.

Team / Individual Notes

Both Robinson and Marcus Thornton got career scoring highs.

Arkansas (16-8, 4-5)

Player	FGs	3-PT.	FTs	R	PF	A	PTSMIN
Wade	5-9	5-5	0-0	1	0	0	15 29
Scott	0-3	0-2	2-2	2	0	1	2 16
Mickelson	2-5	0-0	3-5	4	1	1	7 23
Nobles	1-4	0-2	1-1	0	3	2	3 31
Sanchez	1-3	0-0	0-0	4	2	0	2 12
Madden	0-7	0-4	4-4	2	2	3	4 20
Abron	0-1	0-0	0-1	0	3	0	0 10
Young	6-11	3-8	1-1	0	2	1	16 25
Thompson	0-1	0-1	0-0	0	0	0	0 1
Haydar	0-1	0-1	0-0	0	0	0	0 2
Waiithe	3-4	1-2	3-3	6	4	1	10 30
Mitchell	0-0	0-0	0-0	1	0	0	0 1
TOTALS	18-49	9-25	14-17	21	17	9	59 200

Georgia (11-12, 2-7)

Player	FGs	3-PT.	FTs	R	PF	A	PTSMIN
Cald.-Pope	6-10	3-6	3-4	5	2	1	18 34
Thornton	4-4	2-2	0-0	5	2	0	10 18
Ware	0-8	0-5	0-0	2	1	6	0 34
D. Williams	3-6	0-0	0-0	9	3	1	6 25
Robinson	10-13	1-1	6-7	6	3	5	27 36
Dixon	1-1	0-0	0-1	2	0	0	2 5
Long	0-1	0-0	0-0	0	0	0	0 1
V. Williams	0-1	0-1	0-0	0	1	0	0 6
Bucklin	0-0	0-0	0-1	1	0	0	0 1
Nolte	0-1	0-0	0-0	1	1	0	0 2
Brantley	0-1	0-1	0-0	1	1	2	0 7
Florveus	1-2	0-0	0-0	3	2	0	2 13
Rome	0-0	0-0	0-0	1	0	0	0 1
Cannon	0-0	0-0	2-2	1	1	0	2 1
Djuriscic	5-9	3-4	1-3	5	3	2	14 16
TOTALS	30-57	9-20	12-18	44	20	17	81 200

Halftime: Georgia 43, Arkansas 24. **FG Pct:** Georgia .526, Arkansas .367. **3-Point FG Pct:** Georgia .450, Arkansas .360. **FT Pct:** Georgia .667, Arkansas .824. **Turnovers:** Georgia 11 (Robinson 4), Arkansas 8 (Madden 3). **Blocks:** Georgia 2 (Thornton, Florveus), Arkansas 3 (Mickelson 3). **Technical:** Officials: Sirmons, Adams, Smith. **Att.** - 5,622

Georgia 70, #20 Miss. State 68 (OT)
Feb. 11, 2012 - Starkville, Miss.

Game Summary

Gerald Robinson scored 10 of his 13 points in the final 28 seconds of regulation and beyond as Georgia stunned 20th-ranked Mississippi State 70-68 in overtime.

Robinson's two foul shots with 24 seconds left in the extra period gave Georgia a 70-66 lead. After State responded with an **Arnett Moultrie** dunk with 14 ticks left, Robinson was fouled six seconds later. Though he missed the front end of a 1 and-1 free throw, Georgia hindered State's final drive up the court enough to leave guard **Dee Bost** with a errant 20-footer at the final horn.

Freshman **Kentavious Caldwell-Pope** led Georgia with 20 points. None of those was more important than his 3-pointer with 1:08 left in overtime, giving the Bulldogs a 68-66 lead. He was also instrumental in getting Georgia untracked offensively after a cold-shooting start to the game. Caldwell-Pope had 14 of his points in the first half, including four 3-point shots.

The fast pace and wide-open shooting belied the start to this game. It took nearly eight minutes for either squad to reach double figures, State getting there first on a 3-pointer by Bost at the 12:42, putting his team in front 12-7. **Dustin Ware's** jumper at the 9:24 mark got Georgia into double digits at 16-11.

The visiting Bulldogs trailed early but used a barrage of 3-point shots to regroup in the first half. Caldwell-Pope sank three treys and Ware added another. Caldwell-Pope's putback of another missed 3-pointer from Robinson, however, got Georgia its only brief lead of the half at 29-28.

Bost's final bucket of regulation, a driving layup with 1:39 left, was perhaps the biggest score of the game to that juncture. The foul shot that completed his 3-point play gave State (19-6, 6-4) a 58-55 lead.

Georgia responded, however, with a dunk from **Donte' Williams**, and after one of two foul shots from State's **Renardo Sidney**, Robinson tied the game at 59 on a driving layup with 28 seconds left.

Team / Individual Notes

This was Georgia's first road victory over a Top 25 team since January of 2004.

Georgia (12-12, 3-7)

Player	FGs	3-PT.	FTs	R	PF	A	PTSMIN
Thornton	1-5	0-0	0-2	9	2	0	2 33
D. Williams	5-8	0-0	1-4	7	5	0	11 30
Cald.-Pope	7-15	6-12	0-0	8	1	3	20 40
Ware	4-10	3-8	0-0	5	1	3	11 39
Robinson	4-15	1-3	4-5	3	1	1	13 38
V. Williams	1-1	0-0	0-0	0	0	1	2 9
Brantley	0-0	0-0	0-0	0	2	1	0 3
Florveus	2-4	0-0	0-0	1	0	0	4 11
Djuriscic	3-9	1-3	0-0	4	1	0	7 22
TOTALS	27-67	11-26	5-11	40	13	9	70 225

Miss. State (19-6, 6-4)

Player	FGs	3-PT.	FTs	R	PF	A	PTSMIN
Sidney	3-9	0-1	4-8	12	1	0	10 35
Moultrie	5-6	0-0	2-2	6	3	0	12 37
Bost	8-17	3-10	2-3	3	0	4	21 43
Hood	2-6	1-4	3-4	4	2	3	8 39
Bryant	0-2	0-1	0-0	2	1	1	0 19
Steele	5-9	4-7	1-1	2	3	0	15 31
Smith	0-0	0-0	2-2	0	0	0	2 3
Lewis	0-1	0-0	0-0	1	1	0	0 18
TOTALS	23-50	8-23	14-20	33	11	8	68 225

Halftime: Miss. State 34, Georgia 31. **End of Regulation:** 59-59. **FG Pct:** Georgia .403, Miss. State .460. **3-Point FG Pct:** Georgia .423, Miss. State .348. **FT Pct:** Georgia .455, Miss. State .700. **Turnovers:** Georgia 4 (Robinson 2), Miss. State 9 (Moultrie 3). **Blocks:** Georgia 1 (D. Williams), Miss. State 5 (Sidney 3). **Technical:** Officials: Jordan, Nance, Jones. **Att.** - 7,,650

2011-12 Game Summaries

South Carolina 57, Georgia 56
Feb. 15, 2012 - Columbia, S.C.

Game Summary

Malik Cooke scored on a drive with 20 seconds left to lift South Carolina past Georgia and end the Bulldogs' brief, 2-game SEC win streak.

Georgia was unable to capitalize on three possessions that followed Cooke's winning basket.

Gerald Robinson first drove court-length for a layup that was blocked by **Damontre Harris** and rebounded by **Bruce Ellington**. After Ellington missed a 1-and-1 free throw, Georgia again failed to convert when **Kentavious Caldwell-Pope** misfired on a 3-point shot with three seconds left.

Still, the Bulldogs benefitted from a held-ball change of possession after Carolina had rebounded the miss with two-tenths of a second left. Time expired, however, when **Connor Nolte's** inbounds pass was deflected.

Georgia's futility in the final seconds typified its game-long struggles against the Gamecocks.

Twice in this game the Bulldogs built 7-point leads and each time Carolina responded quickly. In the first half, Georgia scored eight consecutive points, capped by a **Dustin Ware** trey at the 9:01 mark, to take a 16-7 advantage. Over the next 2 1/2 minutes, the Gamecocks evened the score on a 3-point play from Harris and consecutive dunks by **RJ Slawson**.

Back-to-back treys from reserve **Sherrard Brantley**, followed by two foul shots by Caldwell-Pope, got the Dogs another 7-point lead at 46-39 with 9:10 left. Carolina forced turnovers on Georgia's next two trips and eventually fought back to a 48-all tie on Cooke's jumper at the 5:08 mark.

From there, the lead changed hands three more times and the score tied twice more. Georgia's last lead came at 56-55 on a Robinson 3-pointer with 42 seconds left, setting up Cooke's game-winner on the next possession for Carolina.

Team / Individual Notes

This game marked just the sixth time this season Caldwell-Pope was held to single-digit scoring...It was also just the fifth time of the SEC schedule Georgia committed double-digit turnovers.

Georgia (12-13, 3-8)

Player	FGs	3-PT.	FTs	R	PF	A	PTSMIN
Thornton	2-8	0-1	3-4	8	3	0	7 29
D. Williams	3-8	0-0	1-2	4	2	0	7 23
Cald.-Pope	3-12	1-7	2-2	5	4	1	9 35
Ware	3-6	2-4	0-0	4	2	5	8 32
Robinson	4-8	1-1	2-2	7	0	6	11 31
V. Williams	0-1	0-1	0-0	0	2	1	0 6
Bucklin	0-0	0-0	0-0	0	0	0	0 1
Nolte	0-1	0-1	0-0	1	1	0	0 5
Brantley	2-2	2-2	0-0	0	0	0	6 10
Florveus	1-4	0-0	1-2	1	0	0	3 14
Djurisic	2-7	0-0	1-2	5	2	1	5 15
TOTALS	20-57	6-17	10-14	37	16	15	56 200

South Carolina (10-15, 2-9)

Player	FGs	3-PT.	FTs	R	PF	A	PTSMIN
Cooke	4-11	1-4	4-4	1	2	2	13 30
Harris	4-5	0-0	1-1	8	2	0	9 38
Slawson	2-4	0-1	2-2	3	3	0	6 16
Ellington	2-8	1-5	2-3	5	1	4	7 35
Leonard	1-6	1-5	0-0	0	2	1	3 23
Williams	4-7	2-4	0-0	1	1	2	10 17
Smith	0-2	0-1	0-0	0	1	0	0 5
Gill	2-6	0-0	5-5	6	2	0	9 25
Jackson	0-0	0-0	0-0	3	0	1	0 11
TOTALS	19-49	5-20	14-15	29	14	10	57 200

Halftime: USC 28, Georgia 26. **FG Pct:** Georgia .351, USC .388. **3-Point FG Pct:** Georgia .353, USC .250.

FT Pct: Georgia .714, USC .933. **Turnovers:** Georgia 13 (Robinson, Cald.-Pope 3), USC 14 (Ellington 4).

Blocks: Georgia 2 (D. Williams, Cald.-Pope), USC 8 (Harris 5). **Technical:** None. **Officials:** Lindsay, Cas-sell, Whitehead. **Att. -** 7,569.

The Last Time Georgia...

SCORING

Scored 30 points: Terrance Woodbury (30) vs. Kentucky, 3/4/09
Scored 35 points: Trey Thompkins (35) vs. Florida Atlantic, 12/23/09
Scored 40 points: Vern Fleming (44) vs. Vanderbilt, 2/27/84
Scored 20 points/half: Trey Thompkins (25) vs. Florida Atlantic, 12/23/09
Three players scored 20 points: Rashad Wright (25), Damien Wilkins (24) and Jonas Hayes (20) vs. Florida Atlantic, 11/25/03
Zero players in double figures: vs. Kentucky, 1/18/09
Five players in double figures: Gerald Robinson (22), Trey Thompkins (21), Travis Leslie (17), Dustin Ware (15), Jeremy Price (12) vs. Ole Miss, 1/15/11
Six players in double figures: Steve Thomas (18), Ezra Williams (13), Chris Daniels (12), Jarvis Hayes (11), Rashad Wright (11) and Jonas Hayes (10), vs. Appalachian State, 12/22/02
UGA scored 60 points/half: 60 vs. Jacksonville State, 11/9/07
UGA scored 100 points/SEC game: 101 at Florida, 2/22/95
UGA scored 100 points/non-SEC game: 107 vs. Jacksonville State, 11/9/07
UGA scored less than 20 points/half: 15 vs. Auburn (1st), 2/1/12
UGA scored less than 30 points/half: 26 vs. South Carolina (1st), 2/15/12
UGA scored less than 50 points/game: 44 vs. Kentucky, 1/24/12

FIELD GOAL SHOOTING

Made 10 field goals: 10 by Gerald Robinson vs. Arkansas, 2/8/12
Attempted 20 field goals: 20 by Trey Thompkins vs. Manhattan, 11/28/10
UGA shot 60 percent/half: 65.4 (17x26), 2nd half vs. Winthrop, 12/27/11
UGA shot 70 percent/half: 78.6 (22x28), 1st half vs. Mississippi State, 2/28/01
UGA shot 80 percent/half:
UGA shot 60 percent/both halves: 78.6 (22x28) & 62.1 (18x29) vs. Mississippi State, 2/28/01
UGA shot 60 percent/game: 63.5 (33x52) vs. Ole Miss, 1/15/11
UGA shot under 30 percent/half: .174 (4x23) vs. Auburn, 2/1/12
UGA shot under 30 percent/game: 250 (13x52) vs. Auburn, 2/1/12
UGA shot under 40 percent/game: .351 (20x57) vs. South Carolina, 2/15/12

THREE-POINTERS

Made 5 three-pointers: Kentavious Caldwell-Pope vs. Ole Miss, 1/21/12
Made 6 three-pointers: Kentavious Caldwell-Pope vs. Miss. State, 2/11/12
Made 7 three-pointers: Dustin Ware vs. Georgia Tech, 12/7/10
Made 8 three-pointers: Levi Stukes vs. Fresno State, 3/14/07
Attempted 10 three-pointers: 12 by Kentavious Caldwell-Pope vs. MSU, 2/11/12
UGA made 10 three-pointers: 11 vs. Miss. State, 2/11/12
UGA made 15 three-pointers: 17 vs. N.C. A&T, 12/28/08
UGA did not make a three-pointer: vs. Ole Miss, 2/2/02
UGA attempted 30 three-pointers: 34 vs. Notre Dame, 11/25/10
UGA shot 50 percent 3FGs (min. 10 attempts): 69.2 (9x13) vs. Sou. Cal, 12/17/11

GEORGIA FREE THROWS

Made 10 for 10 or better: 12 for 12 by Terrance Woodbury vs. Kentucky, 3/4/09
Made at least 10 free throws: 10 by Jeremy Price (10x13) vs. Auburn, 2/5/11
UGA shot 90% free throws (min. 10 atts): 94.1 (16x17) vs. Furman, 12/23/11
UGA shot under 50% free throws: .455 (5x11) vs. Miss. State, 2/11/12
UGA made fewer than five free throws: 1 (3 att.) vs. Kentucky, 1/24/12
UGA did not score from the FT line: vs. Vanderbilt, 1/14/09
UGA attempted 50 free throws: 50 (made 30) vs. Kentucky, 1/14/98
UGA attempted five or fewer free throws: 3 vs. Kentucky, 1/24/12

REBOUNDS

Had 15 rebounds: Trey Thompkins (17) vs. Alabama (2/20/10)
Had 20 rebounds: Tim Bassett (25) vs. Miss. State (1/29/73)
Had 30 rebounds: Bob Lienhard (32) vs. Sewanee (12/3/68)
Two players had double-figure rebounds: Trey Thompkins (10) and Travis Leslie (10) vs. Auburn, 3/10/11
UGA had 50 rebounds: 50 vs. Towson, 12/2/03
UGA had 60 rebounds: 68 vs. Long Island, 12/6/91, in Boulder, Colo.

DOUBLE FIGURES

Points & rebounds: Travis Leslie (24 pts., 10 rebs.) vs. Alabama (3/11/11)
Points & rebounds/consecutive games: Travis Leslie vs. Auburn (12/10), 3/10/11, and vs. Alabama (24/10), 3/11/11
Points & assists: Mike Mercer (21 pts/11 assists) vs. Jacksonville, 12/19/07
Two players had double-doubles: Travis Leslie (12 pts, 10 rebs.) and Trey Thompkins (22 pts, 10 rebs.) vs. Auburn, 3/10/11

ASSISTS

Had 10 assists: 11 by Gerald Robinson vs. Alabama, 3/11/11
UGA had 30 assists: 32 vs. South Carolina State, 11/21/06
UGA had 5 or fewer assists: 5 vs. Loyola-Chicago, 12/17/08

BLOCKED SHOTS

Blocked 5 shots: Trey Thompkins vs. Santa Clara, 11/24/08
UGA blocked 10 shots: 11 vs. High Point, 12/21/10

STEALS

Had 5 steals: 6 by Gerald Robinson vs. Alabama, 3/11/11
UGA had 20 steals: 20 vs. USC Upstate, 11/14/08

GEORGIA TURNOVERS

UGA committed 20 or more turnovers: 20 vs. Florida, 1/25/11
UGA committed 25 or more turnovers: 26 vs. Kentucky, 1/9/10
UGA committed 5 or fewer turnovers: 4 vs. Miss. State, 2/11/12
UGA committed less than 10 turnovers: 6 vs. Kentucky, 1/24/12

MISCELLANEOUS

Led UGA in points, rebounds and assists: see next
Led UGA in points, rebounds, assists, and steals: Sundiata Gaines vs. Tennessee (23 pts, 9 rebs., 8 asts, 3 stls), 2/16/08
Hit a last-second shot to win a game: Jeremy Price vs. St. Louis, 11/20/10
Played every minute: Sundiata Gaines vs. Tennessee, 2/16/08
Played 50 minutes: Damien Wilkins (50) vs. Georgia Tech, 1/3/04
Incurred a technical foul: UGA Bench vs. Tennessee, 2/4/12

OVERTIME

UGA won an overtime game: vs. Miss. State (70-68), 2/11/12
UGA lost an overtime game: vs. Alabama (59-65), 3/11/11
UGA played two overtimes: vs. Florida (91-104) (1/25/11)
UGA played three overtimes: vs. Georgia Tech (105-112), 12/19/90
UGA played four overtimes: vs. Auburn (91-95), 3/1/79

RANKINGS

Was ranked in the AP poll: January 10, 2011 (24th)
UGA played the No. 1 team in the AP poll: vs. Kentucky (1/24/12). Score: Kentucky 57, Georgia 44.
Defeated a team ranked in the Top 10 of the AP poll: Jan. 8, 2011, 77-70 over #10 Kentucky
Defeated a team ranked 11-25 in the AP poll: Feb. 11, 2012, 70-68 (OT) over #20 Miss. State

ODDITIES

Won two games in one day: March 15, 2008...defeated Kentucky, 60-56 in overtime and Mississippi State 64-60
Had a game postponed by weather: March 14, 2008...SEC Tournament 2nd round game vs. Kentucky postponed because of damage to Georgia Dome caused by a category F2 tornado.

The Last Time an Opponent...

SCORING

Player scored 30 points: 33 by Andre Jones, Winthrop, 12/27/11
Player scored 35 points: 37 by Joakim Noah, Florida, 3/1/06
Player scored 40 points: 44 by Kevin Martin, Western Carolina, 11/21/03
Three players with 20 points: Kenny Boynton (24), Erving Walker (24) and Vernon Macklin (23), Florida, 1/25/11 (2OT game)
Six players with double-figure points: Marquis Estill (16), Gerald Fitch (14), Erik Daniels (12), Keith Bogans (12), Chuck Hayes (11) and Cliff Hawkins (11) at Kentucky, 2/11/03
Scored 100 points: 104 by Florida, 1/25/11 (2OT game)
Scored 100 points in regulation game: 101 by Vanderbilt, 3/1/00 (Vanderbilt won, 101-89)
Non-SEC team to score 100 points: 107 by Texas, 1/23/94 (Texas won, 107-96)
Scored 50 points in a half: 50 in 2nd half by Tennessee (UT won 86-77), 1/10/09
Scored less than 20 points in a half: 19 by Kentucky (2nd), 1/24/12
Scored less than 10 points in a half: 9 by South Carolina, 1st half (UGA won 60-56), 2/12/11
Scored less than 50 points in a game: 49 by Wofford, 11/11/11

FIELD GOAL SHOOTING

Player made 10 field goals: 10 by Andre Jones, Winthrop, Winthrop, 12/27/11
Player attempted 20 field goals: 20 by Jamarco Warren, Chas. Cou., 12/28/10
Shot 60 percent/game: see next
Shot 70 percent/game: 74.4 (29x39) by Iowa State, 3/17/04
Shot under 30 percent/game: 26.5 (13x49) by Alabama A&M, 11/24/06
Shot 50 percent/both halves: 52.0 (13x25) & 58.3 (14x24) by Alabama, 1/7/12
Shot 60 percent/half: 62.1 (18x29) by Florida, 2nd half, 2/27/10
Shot 70 percent/half: 81.0 (17x21) by Iowa State, 2nd half, 3/17/04
Shot under 20 percent/half: 14.3 (4x28) by South Carolina, 1st half, 2/12/11
Shot under 30 percent/half: 26.9 (7x26) (2nd) by Del. State, 12/30/11
Shot under 30 percent/both halves: 28.3 (28.1 in 1st, 28.6 in 2nd) by South Carolina, 2/26/11

THREE-POINTERS

Player made 6 three-pointers: Kenny Boynton, Florida, 2/27/10
Player made 7 three-pointers: David Huertas, Ole Miss, 3/13/08
Player made 8 three-pointers: 9 by Chris Lofton, Tennessee, 2/11/06
Player attempted 10 three-pointers: 10 by Dee Bost, Miss. State, 2/11/12
Opponent made 10 three-pointers: 10 by Delaware State, 12/30/11
Opponent made 15 three-pointers: 15 by Vanderbilt, 1/26/02
Opponent did not make a three-pointer: Nevada, 11/26/04
Opponent attempted 30 three-pointers: 30 by Jax State, 11/9/07

FREE THROWS

Player made 10 free throws: 10 by Jerian Grant, Notre Dame, 11/22/11
Player attempted 10 free throws: 11 by Andre Roberson, Colorado, 11/28/11
Shot 100 percent free throws: Andre Jones (9x9), Winthrop, 12/27/11
Shot under 50 percent free throws: .462 (6x13) by Bowling Green, 11/13/11

REBOUNDING

15 rebounds: 15 by Andre Roberson, Colorado, 11/28/11
16-20 rebounds: 18 by Korvotney Barber, Auburn, 2/18/09
Two players with double figure rebounds: Patric Young (10) and Bradley Beal (10), Florida, 1/10/12
Three players with double figure rebounds:
Opponent had 50 rebounds: 51 by Auburn, 2/18/09

DOUBLE-DOUBLES

Double-double, points & rebounds: Terrance Henry (24 pts., 10 rebs.) vs. Ole Miss, 1/21/12
Double double, points & assists: Erving Walker, Florida (21 points, 10 assists), 1/27/10
Two players with double-doubles: Gani Lawal (15 points, 14 rebounds) and Zachery Peacock (18 points, 13 rebounds), Georgia Tech, 1/6/09
Three players with double-doubles:
Triple-double: Nick Calathes, Florida (20 pts, 13 rebs., 10 asts), 1/28/09

ASSISTS

Player had 10 assists: 10 by Erving Walker, Florida, 1/27/10
Player had 15 assists: 15 by Fred Jenkins, at Tennessee, 2/28/87
Opponent had 25 assists: 25 by Missouri, 1/2/10
Opponent had 30 assists:

TURNOVERS

Opponent committed 25 turnovers: 25 by Texas A&M-Corpus Christi, 12/22/08
Opponent committed 30 turnovers: 30 by Valdosta State, 11/18/06
Opponent committed less than 10 turnovers: 9 by Miss. State, 2/11/12
Opponent committed less than 5 turnovers:


BLOCKS

Player blocked 5 shots: Damontre Harris, South Carolina, 2/15/12
Player blocked 10 shots: 10 by Jarvis Varnado, Miss. State, 1/12/08
Opponent blocked 10 shots: 14 by Kentucky, 3/3/10

STEALS

Player had 5 steals: 5 by Dee Bost, Miss. State, 1/22/11
Opponent had 20 steals: 20 at Kentucky, 2/27/94

2011-12 Player Updates



1 Kentavious Caldwell-Pope Guard, 6-5, 200, Fr., Greenville, Ga. (Greenville HS)

- Earned SEC Freshman of the Week honors Dec. 19 after scoring a game-high 21 pts. in win at Southern Cal.
- Has led the team in scoring, minutes and steals throughout the season; also its No. 2 rebounder.
- Season high 25 points vs. Ole Miss were the most by a UGA freshman in almost 13 years.
- Three of his four highest scoring outputs came in the first five games of the SEC schedule.

Career Highs

Category	No.	Opp./Date
Points	25	Ole Miss (1/21/12)
Rebounds	9	Delaware State (12/30/11)
Assists	4	Winthrop (12/27/11)
Blocks	1	3 games (recent: Mercer)
Steals	4	3 games (recent: Tenn.)
Minutes	41	Tennessee (1/18/12)

Prep Highlights

- The first McDonald's All-America honoree to sign with UGA in 20 years.
- Rated the nation's No. 3 shooting guard prospect, the No. 12 prospect overall, by recruiting analysts for Rivals.com. Also awarded the same rankings by Scout.com recruiting evaluators.
- Averaged 31 points and 8.2 rebounds per game as a senior at Greenville High

2011-12 Game-by-Game Stats (*=Starter)

Game	FGs	3FGs	FTs	Rebs	PF	Pts.	AST	TO	BL	ST	MIN
WOFFORD*	5-12	2-7	3-7	4	2	15	0	0	1	33	
B. GREEN*	5-8	0-3	1-1	6	4	11	1	2	1	0	26
SDSU*	4-12	3-9	3-4	6	3	14	1	1	0	2	31
Cal*	4-13	2-6	0-2	6	1	10	1	1	0	2	30
Notre Dame*	5-12	4-9	2-4	5	3	16	0	3	0	1	31
Xavier*	4-13	3-10	3-4	3	0	14	0	2	0	0	27
Colorado*	6-17	3-10	0-1	5	4	15	2	1	1	3	34
CINCINNATI*	6-14	1-6	3-5	7	3	16	1	1	0	4	29
GA. TECH*	3-12	2-9	2-3	5	4	10	1	0	0	1	29
So. Cal*	7-12	4-5	3-4	5	1	21	2	2	1	2	39
MERCER*	3-10	1-5	1-2	6	3	8	3	0	1	2	24
FURMAN*	8-17	1-5	0-0	1	1	17	0	0	1	1	29
WINTHROP*	6-10	2-6	4-6	6	3	18	4	1	0	1	37
DEL. STATE*	5-11	2-7	0-0	9	1	12	0	1	0	3	29
ALABAMA*	6-9	3-5	7-7	3	2	22	0	2	0	4	36
Florida*	3-13	2-5	0-0	3	2	8	1	2	0	0	32
Vanderbilt*	6-14	4-10	3-3	5	2	19	3	1	0	2	37
TENNESSEE*	4-14	0-8	1-3	6	0	9	1	2	1	4	41
OLE MISS*	10-17	5-10	0-1	5	5	25	0	0	0	1	28
KENTUCKY*	3-11	1-5	0-0	4	1	7	1	1	1	1	36
Auburn*	1-8	1-5	3-5	8	1	6	3	2	1	2	30
Tennessee*	5-14	2-7	4-6	6	1	16	1	0	0	2	39
ARKANSAS*	6-10	3-6	3-4	5	2	18	0	1	0	3	34
Miss. State*	7-15	6-12	0-0	8	1	20	3	0	0	0	40
S. Carolina*	3-12	1-7	2-2	5	4	9	1	3	1	2	35
VANDERBILT											
LSU											
FLORIDA											
Kentucky											
S. CAROLINA											

Career Statistics

Year	G-GS	Min-Avg.	FG-FGA	Pct.	3FG-3FGA	Pct.	FT-FTA	Pct.	Reb.-Avg.	A	TO	BL	ST	PF-DQ	Pts-Avg.
2011-12	25-25	815-32.6	125-310	.403	58-177	.328	48-74	.649	38+94=132-5.3	31	29	9	44	54-1	356-14.2
vs. SEC															
Year	G-GS	Min-Avg.	FG-FGA	Pct.	3FG-3FGA	Pct.	FT-FTA	Pct.	Reb.-Avg.	A	TO	BL	ST	PF-DQ	Pts-Avg.
2012	11-11	388-35.3	54-137	.394	28-80	.350	23-31	.742	12+46=58-5.3	15	14	4	21	21-1	159-14.5



2 Marcus Thornton Forward, 6-7, 235, So., Atlanta, Ga. (Westlake HS)

2011-12 Season

- Missed 5 games after arthroscopic surgery on right knee. Returned to the court Jan. 18 in Tennessee game and logged 23 minutes.
- Had started in nine of 12 games and was leading the Bulldogs in rebounding at 5.8 boards per game.
- Has new career highs in points, (10 vs. Arkansas) rebounds (10 vs. South Dakota State) and minutes (31 vs. Bowling Green) this season.

Career Highlights

- Played in 32 games and averaged 9.4 minutes as a freshman for the Bulldogs in 2011.
- Season highlight was his 7-point, 9-rebound effort in just 17 minutes of the Bulldogs' win at home over Miss. State.
- Proved to be an effective rebounder and shot blocker in his limited time.
- Average playing time was slightly

Career Highs

Category	No.	Opp./Date
Points	10	Arkansas (2/8/12)
Rebounds	10	S. Dakota State (11/16/11)
Assists	3	B. Green (11/13/11)
Blocks	3	Chas. Southern (12/28/10)
Steals	4	Vanderbilt (2/16/11)
Minutes	31	B. Green (11/13/11)

2011-12 Game-by-Game Stats (*=Starter)

Game	FGs	3FGs	FTs	Rebs	PF	Pts.	AST	TO	BL	ST	MIN
WOFFORD*	1-6	0-1	0-0	3	3	2	1	0	1	0	23
B. GREEN*	4-9	0-4	1-6	5	4	9	3	1	0	0	31
SDSU*	2-5	1-1	2-2	10	4	7	1	0	0	0	21
Cal*	1-7	0-1	2-2	8	3	4	0	2	0	0	26
Notre Dame	0-4	0-1	0-0	8	4	0	1	2	0	0	24
Xavier	1-5	0-0	0-0	8	1	2	0	1	0	1	29
Colorado*	0-5	0-0	0-0	5	4	0	1	2	0	0	20
CINCINNATI*	2-4	0-0	0-0	8	1	4	1	3	0	1	28
GA. TECH*	0-2	0-1	0-0	6	2	0	2	1	0	0	23
So. Cal	0-1	0-0	2-2	4	4	2	1	2	0	0	25
MERCER*	2-4	0-0	0-2	4	1	4	0	1	1	0	20
FURMAN*	0-1	0-0	0-0	0	1	0	1	0	0	0	5
WINTHROP											
DEL. STATE											
ALABAMA											
Florida											
Vanderbilt											
TENNESSEE	0-0	0-0	0-0	1	4	0	1	1	0	1	23
OLE MISS	0-2	0-2	2-2	3	2	2	1	2	0	1	16
KENTUCKY	0-2	0-0	12	0	0	1	0	0	1	2	17
Auburn*	0-2	0-0	2-2	5	5	2	1	3	0	0	28
Tennessee*	0-2	0-0	0-0	2	5	0	0	0	1	0	12
ARKANSAS*	4-4	2-2	0-0	5	2	10	0	1	1	0	18
Miss. State*	1-5	0-0	0-2	9	2	2	0	1	0	1	33
S. Carolina*	2-8	0-1	3-4	8	3	7	0	1	0	2	29
VANDERBILT											
LSU											
FLORIDA											
Kentucky											
S. CAROLINA											

Career Statistics

Year	G-GS	Min-Avg.	FG-FGA	Pct.	3FG-3FGA	Pct.	FT-FTA	Pct.	Reb.-Avg.	A	TO	BL	ST	PF-DQ	Pts-Avg.
2011	32-0	300-9.4	18-51	.353	2-8	.250	10-24	.417	23+39=62=1.9	13	23	19	11	28-0	48-1.5
2012	20-14	451-22.6	20-78	.256	3-12	.250	15-26	.577	34+68=102=5.1	17	22	7	9	56-2	58-2.9
Totals	52-14	751-14.4	38-129	.295	5-20	.250	25-50	.500	57+107=164=3.2	30	45	26	20	84-2	106-2.0
vs. SEC															
Year	G-GS	Min-Avg.	FG-FGA	Pct.	3FG-3FGA	Pct.	FT-FTA	Pct.	Reb.-Avg.	A	TO	BL	ST	PF-DQ	Pts-Avg.
2011	15-0	152-10.1	11-26	.423	2-3	.667	4-10	.400	17+20=37=2.5	8	8	6	8	14-0	28-1.9
2012	8-5	176-22.0	7-25	.280	2-3	.667	8-12	.667	13+20=33=4.1	3	9	3	7	24-2	24-3.0
Totals	23-5	328-14.3	18-51	.353	4-6	.667	12-22	.545	30+40=70=3.0	11	17	9	15	38-2	52-2.3

2011-12 Player Updates



3 Dustin Ware

G, 5-11, 172, Sr., Powder Springs, Ga. (N. Cobb Christ.)

2011-12 Season

- Georgia's most experienced and accomplished player this season. Shot 63 percent from 3-point range in Georgia's 5-game winning streak in December.
- Did not start in USC game on Dec. 17, ending a personal streak of 87 straight starts.
- Within reach of becoming the 42nd player in UGA history to score 1,000 career points. Also currently ranks 7th on career assist list.

Career Highs

Category	No.	Opp./Date
Points	22	TAMU-CC (12/22/08)
Rebounds	8	Tennessee (1/18/12)
Assists	8	Vanderbilt (2/25/10)
Blocks	1	three games
Steals	4	S.C. Upstate, B. Green
Minutes	45	Notre Dame (11/25/10)

Career Highlights

- Led the SEC and ranked among the nation's top 5 players in assists/turnover ratio in 2011.
- Also had the SEC's top 3-point shooting percentage during the 16-game league schedule last season.

2011-12 Game-by-Game Stats (*=Starter)

Game	FGs	3FGs	FTs	Rebs	PF	Pts.	AST	TO	BL	ST	MIN
WOFFORD*	4-9	3-7	3-4	5	1	14	1	2	0	0	25
B. GREEN*	2-3	2-3	3-4	2	0	9	2	2	0	4	34
SDSU*	0-4	0-4	0-0	2	1	0	1	2	0	0	25
Cal*	1-5	1-4	0-0	0	1	3	1	1	0	0	31
Notre Dame*	2-7	2-5	2-2	2	2	8	2	1	0	1	29
Xavier*	1-7	1-5	2-2	1	0	5	3	0	0	0	25
Colorado*	3-7	3-6	0-0	1	2	9	3	1	0	1	23
CINCINNATI*	0-5	0-5	3-3	5	0	3	2	1	0	2	34
GA. TECH*	2-6	1-5	3-3	0	1	8	2	0	0	2	24
So. Cal	4-4	4-4	0-0	1	2	12	2	1	0	1	21
MERCER	2-6	2-4	2-2	3	1	8	3	1	0	0	27
FURMAN	3-4	3-4	2-2	3	0	11	2	0	0	2	22
WINTHROP	6-10	3-6	5-6	2	4	20	3	0	0	0	28
DEL. STATE	5-8	3-6	2-2	1	0	15	3	0	0	0	28
ALABAMA	1-6	1-6	0-0	2	1	3	2	1	0	2	28
Florida	2-7	2-6	0-0	1	0	6	1	1	0	1	30
Vanderbilt*	2-7	2-6	2-2	0	2	8	3	0	0	0	32
TENNESSEE*	2-9	1-6	0-0	8	0	5	3	0	0	2	39
OLE MISS*	0-7	0-7	0-0	2	2	0	1	1	0	0	25
KENTUCKY*	5-12	2-8	0-1	1	0	12	1	0	0	2	37
Auburn*	2-12	2-12	4-4	0	3	10	1	1	0	2	28
Tennessee*	6-7	3-4	0-0	1	2	15	1	0	0	2	35
ARKANSAS*	0-8	0-5	0-0	2	1	0	6	0	0	1	34
Miss. State*	4-10	3-8	0-0	5	1	11	3	1	0	1	39
S. Carolina*	3-6	2-4	0-0	4	2	8	5	0	0	1	32
VANDERBILT											
LSU											
FLORIDA											
Kentucky											
S. CAROLINA											

Career Statistics

Year	G-GS	Min-Avg.	FG-FGA	Pct.	3FG-3FGA	Pct.	FT-FTA	Pct.	Reb.-Avg.	A	TO	BL	ST	PF-DQ	Pts-Avg.
2009	32-17	843-26.3	76-209	.364	40-110	.364	39-57	.684	10+44=54-1.7	108	75	0	25	61-0	231-7.2
2010	31-31	976-31.5	76-199	.382	42-113	.372	60-73	.822	7+50=57-1.8	105	48	1	30	44-0	254-8.2
2011	33-33	1095-33.2	76-172	.442	57-131	.435	54-67	.806	5+90=95-2.9	114	39	2	31	50-1	263-8.0
2012	25-18	735-29.4	62-176	.352	46-140	.329	33-37	.892	6+48=54-2.2	57	18	0	27	29-0	203-8.1
TOTALS	121-99	3649-30.2	290-756	.384	185-494	.374	186-234	.795	28+232=260-2.1	384	180	3	113	184-1	951-7.9
vs. SEC															
Year	G-GS	Min-Avg.	FG-FGA	Pct.	3FG-3FGA	Pct.	FT-FTA	Pct.	Reb.-Avg.	A	TO	BL	ST	PF-DQ	Pts-Avg.
2009	16-13	455-28.4	46-118	.390	26-67	.388	23-33	.697	6+23=29-1.8	57	41	0	12	35-0	141-8.8
2010	16-16	525-32.8	44-103	.427	25-60	.417	22-28	.786	3+25=28-1.8	61	22	0	13	26-0	135-8.4
2011	16-16	544-34.0	44-90	.489	34-69	.493	26-30	.867	3+47=50-3.1	61	18	1	18	24-1	148-9.3
2012	11-9	359-32.6	27-91	.297	18-72	.250	6-7	.857	4+22=26-2.4	27	5	0	14	14-0	78-7.1
TOTALS	59-54	1883-31.9	161-402	.400	103-268	.384	77-98	.786	16+117=133-2.3	206	86	1	57	99-1	502-8.5



5 Tim Dixon

Forward, 6-9, 220, Fr., Columbus, Ga. (Oldsmar Christian)

2011-12 Season

- Has seen limited action in 16 of Georgia's 24 games this season.
- A backup at either frontcourt position.

Prep Highlights

- For his senior season, Dixon transferred to Oldsmar Christian School in Oldsmar, Fla., from Kendrick High School in Columbus, Ga.
- Averaged 17.2 points and 8.3 rebounds for Oldsmar in 2011.

Career Highs

Category	No.	Opp./Date
Points	2	S. D. State, Mercer, Arkansas
Rebounds	2	Wofford, Mercer
Assists	0	---
Blocks	0	---
Steals	0	---
Minutes	13	Mercer (12/20/11)


2011-12 Game-by-Game Stats (*=Starter)

Game	FGs	3FGs	FTs	Rebs	PF	Pts.	AST	TO	BL	ST	MIN
WOFFORD	0-2	0-0	0-0	2	0	0	0	0	0	0	6
B. GREEN	DNP										
SDSU	1-1	0-0	0-0	0	0	2	0	0	0	0	3
Cal	0-1	0-0	0-0	1	0	0	0	0	0	0	7
Notre Dame	DNP										
Xavier	0-0	0-0	0-0	1	2	0	0	1	0	0	7
Colorado	0-0	0-0	0-0	0	0	0	0	0	0	0	2
CINCINNATI	DNP										
GA. TECH	0-0	0-0	0-0	1	0	0	0	1	0	0	4
So. Cal	0-0	0-0	0-0	1	0	0	0	0	0	0	7
MERCER	1-2	0-0	0-0	2	0	2	0	0	0	0	13
FURMAN	0-0	0-0	0-0	1	1	0	0	1	0	0	12
WINTHROP	0-0	0-0	0-0	0	0	0	0	0	0	0	10
DEL. STATE	0-0	0-0	0-0	0	1	0	0	0	1	0	7
ALABAMA	0-0	0-0	0-0	0	0	0	0	1	0	0	13
Florida	0-0	0-0	0-2	3	0	0	0	0	0	0	4
Vanderbilt	0-0	0-0	0-1	1	2	0	0	0	0	0	10
TENNESSEE	0-0	0-0	0-0	0	0	0	0	0	0	0	1
OLE MISS	DNP										
KENTUCKY	DNP										
Auburn	DNP										
Tennessee	DNP										
ARKANSAS	1-1	0-0	0-1	2	0	2	0	0	0	0	5
Miss. State	DNP										
S. Carolina	DNP										
VANDERBILT											
LSU											
FLORIDA											
Kentucky											
S. CAROLINA											

Career Statistics

Year	G-GS	Min-Avg.	FG-FGA	Pct.	3FG-3FGA	Pct.	FT-FTA	Pct.	Reb.-Avg.	A	TO	BL	ST	PF-DQ	Pts-Avg.
2012	16-0	111-6.9	3-7	.429	0-0	.000	0-4	.000	5+10=15-0.9	0	4	1	0	6-0	6-0.4
vs. SEC															
Year	G-GS	Min-Avg.	FG-FGA	Pct.	3FG-3FGA	Pct.	FT-FTA	Pct.	Reb.-Avg.	A	TO	BL	ST	PF-DQ	Pts-Avg.
2012	5-0	33-6.6	1-1	1.000	0-0	.000	0-4	.000	2+4=6-1.2	0	1	0	0	2-0	2-0.4

2011-12 Player Updates



11 Vincent Williams

Guard, 6-1, 160, Jr., Homestead, Fla. (South Dade HS)

2011-12 Season

- Williams needed just 12 games to score more points than he did in two previous seasons combined.
- As valuable for his defensive ability as he is for running the offense.
- Could be team's top athlete, if his team-record vertical jump of 47 inches is any indication.

Career Highlights

- Played in 20 games and averaged 5.7 minutes per outing as a sophomore in 2011.
- Played a key role in Georgia's comeback win over Mississippi Valley State in the season opener, handing out three second-half assists and playing solid defense on the perimeter.

Career Highs

Category ... No.	Opp./(Date)
Points..... 11	Mercer (12/20/11)
Rebounds..... 4	Tenn. (2/17/10), Xavier (11/25/11)
Assists..... 4	Vanderbilt (2/6/10)
Steals..... 2	S.D. St. (11/16/11), Cal (11/21/11)
Minutes..... 27	Mercer (12/20/11)

2011-12 Game-by-Game Stats (*=Starter)

Game	FGs	3FGs	FTs	Rebs	PF	Pts.	AST	TO	BL	ST	MIN
WOFFORD	1-2	0-1	0-0	0	0	2	2	1	0	1	11
B. GREEN	0-0	0-0	2-2	0	0	2	2	0	0	1	6
SDSU	0-1	0-0	0-0	2	1	0	3	0	0	2	7
Cal	0-2	0-2	0-0	1	1	0	3	0	1	2	14
Notre Dame*	3-5	2-3	0-0	1	1	8	2	0	0	0	16
Xavier	4-9	1-5	0-0	4	3	9	3	1	0	1	23
Colorado*	4-6	1-3	0-0	0	3	9	2	0	0	0	18
CINCINNATI*	1-3	1-1	1-2	1	0	4	0	2	0	1	15
GA. TECH*	2-3	1-1	5-7	1	2	10	1	1	0	1	17
So. Cal*	3-4	1-2	0-0	1	1	7	1	0	0	0	22
MERCER*	4-6	1-2	2-2	3	1	11	3	1	0	1	27
FURMAN*	0-2	0-1	0-0	2	1	0	2	0	0	2	20
WINTHROP*	3-9	0-3	1-1	3	4	7	3	2	0	2	19
DEL. STATE*	1-4	1-2	0-0	2	1	3	1	0	0	0	17
ALABAMA*	0-1	0-1	0-0	0	0	0	0	0	0	0	13
Florida*	1-2	1-2	0-1	1	4	3	1	2	0	0	17
Vanderbilt	1-4	1-3	1-2	1	1	4	0	0	0	0	13
TENNESSEE	1-2	1-1	0-0	1	1	3	0	1	0	0	10
OLE MISS	1-2	0-0	0-0	2	2	2	1	1	0	0	16
KENTUCKY	0-1	0-0	0-0	0	0	0	1	0	0	0	8
Auburn	0-3	0-1	0-0	0	0	0	0	0	0	0	4
Tennessee	0-0	0-0	0-0	1	0	0	0	1	0	0	7
ARKANSAS	0-1	0-0	0-0	0	1	0	0	2	0	0	6
Miss. State	1-1	0-0	0-0	0	0	2	1	0	0	0	9
S. Carolina	0-1	0-1	0-0	0	2	0	1	1	0	0	6
VANDERBILT											
LSU											
FLORIDA											
Kentucky											
S. CAROLINA											

Career Statistics

Year	G-GS	Min-Avg.	FG-FGA	Pct.	3FG-3FGA	Pct.	FT-FTA	Pct.	Reb.-Avg.	A	TO	BL	ST	PF-DQ	Pts-Avg.
2010	31-0	294-9.5	12-54	.222	5-22	.227	8-17	.471	4+17=21-0.7	38	30	0	9	30-0	37-1.2
2011	20-0	114-5.7	5-21	.238	1-6	.167	2-9	.222	0+7=7-0.4	14	8	0	4	17-0	13-0.7
2012	25-11	341-13.6	31-74	.419	12-36	.333	12-17	.706	4+23=27-1.1	35	17	1	14	30-0	86-3.4
TOTALS	76-11	749-9.9	48-149	.322	18-64	.281	22-43	.512	8+47=55-0.7	87	55	1	27	77-0	136-1.8
vs. SEC															
Year	G-GS	Min-Avg.	FG-FGA	Pct.	3FG-3FGA	Pct.	FT-FTA	Pct.	Reb.-Avg.	A	TO	BL	ST	PF-DQ	Pts-Avg.
2010	16-0	141-8.8	7-27	.259	4-11	.364	3-6	.500	2+12=14-0.9	22	19	0	4	15-0	21-1.3
2011	8-0	29-3.6	2-3	.667	1-1	1.000	0-3	.000	0+2=2-0.3	3	1	0	1	4-0	5-0.6
2012	11-2	109-9.9	5-18	.278	3-10	.300	1-3	.333	1+5=6-0.5	5	8	0	0	11-0	14-1.3
TOTALS	35-2	279-8.0	14-48	.292	8-22	.364	4-12	.333	3+19=22-0.6	30	28	0	5	30-0	40-1.1



15 Donte Williams

Forward, 6-9, 220, So., Ellenwood, Ga. (Miller Grove HS)

2011-12 Season

- Has risen from little-used backup to frontline starter in the course of one off-season.
- Contributions have risen dramatically as a result.
- Far surpassed his previous scoring and rebounding career highs in just three games this season.
- His 17-point outing vs. South Dakota State represented a major breakthrough.
- Has scored in double figures seven times this season.

Career Highlights

- Played in 30 of 33 games as a freshman, averaging 6.0 minutes per outing.
- Season scoring high of five points came in Georgia's post-Christmas win over Charleston Southern.

Career Highs

Category	No.	Opp./(Date)
Points.....	17	S. Dakota State (11/16/11)
Rebounds.....	13	Wofford (11/11/11)
Assists.....	2	Vanderbilt, Tennessee
Blocks.....	4	S. Dakota State (11/16/11)
Steals.....	3	Mercer (12/20/11)
Minutes.....	34	Ole Miss (1/21/12)

2011-12 Game-by-Game Stats (*=Starter)

Game	FGs	3FGs	FTs	Rebs	PF	Pts.	AST	TO	BL	ST	MIN
WOFFORD*	1-4	0-0	1-2	13	3	3	1	1	3	0	30
B. GREEN*	2-6	0-0	0-0	2	3	4	0	1	2	1	24
SDSU*	6-13	0-0	5-6	7	1	17	0	2	4	0	30
Cal*	3-5	0-0	0-0	3	3	6	0	1	1	0	14
Notre Dame*	4-11	0-0	1-5	7	3	9	0	0	2	0	32
Xavier*	1-4	0-0	1-2	5	3	3	0	3	0	2	15
Colorado*	3-7	0-0	5-8	6	4	11	0	0	2	0	22
CINCINNATI*	3-8	0-0	2-2	4	5	8	0	2	0	0	30
GA. TECH*	1-2	0-0	1-2	3	5	3	0	0	1	0	20
So. Cal*	2-4	0-0	0-4	3	3	4	0	1	1	0	26
MERCER*	2-7	0-1	2-6	8	2	6	0	0	0	3	28
FURMAN*	4-7	0-0	2-2	3	1	10	1	2	1	0	28
WINTHROP*	1-5	0-0	3-4	3	3	5	0	0	3	0	30
DEL. STATE*	5-8	0-0	2-2	9	4	12	0	2	1	0	29
ALABAMA*	2-5	0-0	4-6	3	4	8	0	0	1	0	20
Florida*	3-8	0-0	1-4	6	3	7	0	0	0	1	22
Vanderbilt*	5-9	0-0	2-2	3	5	12	1	0	2	1	26
TENNESSEE*	4-8	0-0	3-5	8	3	11	0	2	1	0	27
OLE MISS*	3-6	0-0	2-6	8	4	8	0	0	2	1	34
KENTUCKY*	4-6	0-0	0-0	2	2	8	0	0	0	0	35
Auburn*	3-7	0-0	3-4	9	4	9	1	2	3	0	35
Tennessee*	1-4	0-0	0-0	3	5	2	0	0	0	1	18
ARKANSAS*	3-6	0-0	0-0	9	3	6	1	0	0	0	25
Miss. State*	5-8	0-0	1-4	7	5	11	0	0	1	1	30
S. Carolina*	3-8	0-0	1-2	4	2	7	0	2	1	0	23
VANDERBILT											
LSU											
FLORIDA											
Kentucky											
S. CAROLINA											

Career Statistics

Year	G-GS	Min-Avg.	FG-FGA	Pct.	3FG-3FGA	Pct.	FT-FTA	Pct.	Reb.-Avg.	A	TO	BL	ST	PF-DQ	Pts-Avg.
2011	30-0	179-6.0	7-26	.269	0-0	.000	9-21	.429	12+25=37-1.2	13	6	10	1	30-1	23-0.8
2012	25-25	653-26.1	74-164	.451	0-0	.000	42-78	.538	66+72=138-5.5	5	21	32	11	83-5	190-7.6
TOTALS	55-25	832-15.1	81-190	.426	0-0	.000	51-99	.515	78+97=175-3.2	18	27	42	12	113-6	213-3.9
vs. SEC															
Year	G-GS	Min-Avg.	FG-FGA	Pct.	3FG-3FGA	Pct.	FT-FTA	Pct.	Reb.-Avg.	A	TO	BL	ST	PF-DQ	Pts-Avg.
2011	15-0	88-5.9	2-13	.154	0-0	.000	3-4	.750	5+12=17-1.1	8	3	3	0	17-1	7-0.5
2012	11-11	295-26.8	36-75	.480	0-0	.000	17-33	.515	31+31=62-5.6	3	6	11	5	40-3	89-8.1
TOTALS	26-11	383-14.7	38-88	.432	0-0	.000	20-37	.541	36+43=79-3.0	11	9	14	5	57-4	96-3.7



20 Connor Nolte

Forward, 6-7, 215, Sr., Alpharetta, Ga. (Furman)

2011-12 Season

- Missed the first three games this season because of a hamstring injury that's been slow to heal.
- Had perhaps his best game as a Georgia Bulldog on Dec. 20, scoring 11 points in the win over Mercer.

Career Highlights

- An early-season starter in place of Trey Thompkins at the '4' position last year.
- Season-best contributions came likely against Notre Dame: seven points in 32 minutes.
- Also logged significant time at wins over Colorado (34 min.) and St. Louis (32).
- Transferred to UGA after two season at Furman University.

Career Highs

Category	No.	Opp./Date
Points	11	High Pt. (2010), Mercer (2012)
Rebounds	6	Chas. Sou., Arkansas
Assists	2	N. Dame, Ga. Tech
Blocks	2	St. Louis (11/20/10)
Steals	3	St. Louis (11/20/10)
Minutes	34	Colorado (11/16/10)

2011-12 Game-by-Game Stats (*=Starter)

Game	FGs	3FGs	FTs	Rebs	PF	Pts.	AST	TO	BL	ST	MIN
WOFFORD	DNP	(Inj.)									
B. GREEN	DNP	(Inj.)									
SDSU	DNP	(Inj.)									
Cal	0-0	0-0	0-0	1	0	0	0	1	0	0	2
Notre Dame	0-0	0-0	0-0	0	0	0	0	0	0	0	4
Xavier	0-1	0-1	2-2	0	2	2	0	1	0	0	8
Colorado	0-1	0-0	0-0	0	0	0	0	1	1	0	6
CINCINNATI	DNP										
GA. TECH	DNP										
So. Cal	DNP										
MERCER	3-3	3-3	2-4	1	2	11	0	1	0	1	15
FURMAN	0-1	0-0	2-2	2	3	2	1	0	0	0	11
WINTHROP	1-1	0-0	0-0	5	0	2	0	2	0	0	10
DEL. STATE	1-5	1-4	0-0	4	2	3	1	1	0	0	23
ALABAMA	1-3	0-1	0-0	1	1	2	0	0	0	0	6
Florida	0-0	0-0	0-0	0	0	0	0	2	0	0	3
Vanderbilt	0-1	0-1	0-0	1	2	0	0	0	0	0	4
TENNESSEE	0-0	0-0	0-0	0	0	0	0	0	0	0	1
OLE MISS	0-1	0-1	0-0	1	0	0	0	0	0	0	5
KENTUCKY	DNP										
Auburn	1-1	1-1	0-0	0	1	3	0	0	0	1	7
Tennessee	0-0	0-0	0-0	0	0	0	0	0	0	0	1
ARKANSAS	0-1	0-0	0-0	1	1	0	0	0	0	0	2
Miss. State	DNP										
S. Carolina	0-1	0-1	0-0	1	1	0	0	0	0	0	5
VANDERBILT											
LSU											
FLORIDA											
Kentucky											
S. CAROLINA											

Career Statistics

(@Georgia)

Year	G-GS	Min-Avg.	FG-FGA	Pct.	3FG-3FGA	Pct.	FT-FTA	Pct.	Reb.-Avg.	A	TO	BL	ST	PF-DQ	Pts-Avg.
2010-11	23-3	230-10.0	14-34	.412	4-10	.400	8-15	.533	13+25=38-1.7	11	8	6	10	31-1	40-1.7
2011-12	18-0	124-6.9	8-22	.364	6-15	.400	6-8	.750	6+15=21-1.2	3	9	2	2	17-0	28-1.6
Totals	41-3	354-8.6	22-56	.393	10-25	.400	14-23	.609	19+40=59-1.4	14	17	8	12	48-1	68-1.7
vs. SEC															
Year	G-GS	Min-Avg.	FG-FGA	Pct.	3FG-3FGA	Pct.	FT-FTA	Pct.	Reb.-Avg.	A	TO	BL	ST	PF-DQ	Pts-Avg.
2010-11	9-0	45-5.0	2-9	.222	0-1	.000	1-2	.500	5+7=12-1.3	2	1	1	2	7-0	5-0.6
2011-12	9-0	33-3.7	2-8	.250	1-5	.200	0-0	.000	2+3=5-0.6	0	2	0	1	6-0	5-0.6
Totals	18-0	78-4.3	4-17	.235	1-6	.167	1-2	.500	7+10=17-0.9	2	3	1	3	13-0	10-0.6



22 Gerald Robinson

Guard, 6-1, 180, Sr., Nashville, Tenn. (Tenn. State)

2011-12 Season

- Current SEC Player of the Week after playing key roles in both of Georgia's wins last week.
- Has scored over 1,700 career points as a collegian, 1021 in two years at Tenn. State.
- Scored career-high 27 points in Georgia's win over Arkansas, 17 of which came in first half.

Career Highlights

- Started the first 28 games of the 2011 season and ranked 3rd on the team in scoring and minutes played.
- Led the team in assists with 133 for the season.
- Provided winning plays in at least three Georgia victories.
- Transferred to UGA after two seasons at Tennessee State.

Career Highs

Category	No.	Opp./Date
Points	27	Arkansas (2/8/12)
Rebounds	8	Auburn (2/1/12)
Assists	11	Alabama (3/11/11)
Blocks	1	four games
Steals	6	Alabama (3/11/11)
Minutes	44	Notre Dame (11/25/10)

2011-12 Game-by-Game Stats (*=Starter)

Game	FGs	3FGs	FTs	Rebs	PF	Pts.	AST	TO	BL	ST	MIN
WOFFORD*	2-12	1-2	6-7	3	1	11	4	2	0	0	28
B. GREEN*	3-9	0-2	9-11	5	3	15	6	4	0	1	32
SDSU*	6-11	1-4	2-2	3	2	15	3	2	0	2	33
Cal*	4-8	0-0	1-1	0	3	9	3	5	0	1	19
Notre Dame	3-6	1-3	0-0	4	3	7	6	5	0	2	25
Xavier*	3-5	1-1	3-4	3	2	10	1	3	0	0	16
Colorado	6-9	1-1	1-2	2	3	14	3	1	0	0	22
CINCINNATI	4-10	1-2	3-4	4	1	12	3	3	0	1	25
GA. TECH	7-15	1-2	5-6	3	2	20	1	4	0	1	30
So. Cal*	6-13	0-1	5-8	2	1	17	2	1	0	1	36
MERCER*	7-13	1-2	5-6	4	3	20	4	1	0	1	22
FURMAN*	4-8	1-1	4-4	2	3	13	5	3	0	1	24
WINTHROP*	7-11	0-2	8-11	5	3	22	4	2	0	0	33
DEL. STATE*	3-11	0-1	2-3	3	2	8	1	0	0	1	21
ALABAMA*	5-15	0-1	1-1	1	1	11	3	4	0	3	36
Florida*	4-9	0-1	0-1	6	2	8	5	2	1	0	31
Vanderbilt*	4-13	0-5	7-8	6	2	15	3	5	0	1	35
TENNESSEE*	6-19	0-2	4-4	6	2	16	5	3	0	1	37
OLE MISS*	7-16	3-6	2-3	4	2	19	6	0	0	5	32
KENTUCKY*	3-14	0-2	0-0	5	2	6	3	4	1	3	35
Auburn*	5-10	1-1	5-6	8	5	16	4	1	0	0	34
Tennessee*	2-8	1-2	8-10	4	2	13	7	1	0	1	38
ARKANSAS*	10-13	1-1	6-7	6	3	27	5	4	0	0	36
Miss. State*	4-15	1-3	4-5	3	1	13	1	2	0	3	38
S. Carolina*	4-8	1-1	2-2	7	0	11	6	3	0	0	31
VANDERBILT											
LSU											
FLORIDA											
Kentucky											
S. CAROLINA											

Career Statistics

(@Georgia)

Year	G-GS	Min-Avg.	FG-FGA	Pct.	3FG-3FGA	Pct.	FT-FTA	Pct.	Reb.-Avg.	A	TO	BL	ST	PF-DQ	Pts-Avg.
2011	33-32	1069-32.4	152-344	.442	31-103	.301	66-93	.710	25+65=90-2.7	133	100	4	42	80-1	401-12.2
2012	25-21	749-30.0	119-281	.423	17-49	.347	93-116	.802	16+83=99-4.0	94	65	2	29	54-1	348-13.9
Totals	58-53	1818-31.3	271-625	.434	48-152	.316	159-209	.761	41+148=189-3.3	227	165	6	71	134-2	749-12.9
Year	G-GS	Min-Avg.	FG-FGA	Pct.	3FG-3FGA	Pct.	FT-FTA	Pct.	Reb.-Avg.	A	TO	BL	ST	PF-DQ	Pts-Avg.
2011	16-15	529-33.1	72-167	.431	16-46	.348	38-45	.844	13+36=49-3.1	53	47	4	17	44-1	198-12.4
2012	11-11	383-34.8	54-140	.386	8-25	.320	39-47	.830	8+48=56-5.1	48	29	2	17	22-1	155-14.1
Totals	27-26	912-33.8	126-307	.410	24-71	.338	77-92	.837	21+84=105-3.9	101	76	6	34	66-2	353-13.1

2011-12 Player Updates



23 Sherrard Brantley

Guard, 6-2, 185, Jr., Dublin, Ga. (NW Fla. State CC)

2011-12 Season

- Has seen substantial action in 19 of 24 games to date, averaging 11.0 minutes per game.
- Considered primarily as a shooter, he's also demonstrated his passing skills in limited time.

Career Highlights

- Played in 32 games and averaged 12.7 minutes as the Bulldogs' first backcourt reserve.

Career Highs

Category	No.	Opp./Date
Points	9	Ga.Tech, Miss. State
Rebounds	4	Florida, Colorado
Assists	4	Auburn (2/5/11)
Steals	1	9 games
Minutes	22	Florida (1/25/11)

- Made 25 three-point field goals, third-most among all Bulldogs. Eighty-one of his 99 total field-goal attempts were from 3-point range.

- Played major roles in two early-season Georgia victories, scoring eight points against UAB and sinking three critical treys in the win at Georgia Tech.

2011-12 Game-by-Game Stats (*=Starter)

Game	FGs	3FGs	FTs	Rebs	PF	Pts.	AST	TO	BL	ST	MIN
WOFFORD	1-4	1-4	0-0	2	0	3	2	0	0	0	18
B. GREEN	1-4	1-3	0-0	2	0	3	1	1	1	0	20
SDSU	1-7	1-7	0-0	1	0	3	2	0	0	0	14
Cal	0-3	0-3	0-0	0	1	0	0	1	1	0	16
Notre Dame	1-3	1-3	0-0	0	1	3	1	1	0	0	12
Xavier	2-4	1-3	0-0	2	2	5	0	0	0	0	17
Colorado	0-3	0-3	0-0	4	3	0	0	0	0	0	17
CINCINNATI	0-0	0-0	0-0	0	1	0	1	0	0	0	6
GA. TECH	0-0	0-0	0-0	0	1	0	0	1	0	0	11
So. Cal	0-0	0-0	0-0	0	0	0	0	0	0	0	1
MERCER	0-0	0-0	2-2	1	0	2	0	0	0	0	5
FURMAN	2-2	1-1	0-0	1	0	5	0	2	0	1	16
WINTHROP	0-1	0-1	0-0	0	0	0	0	1	0	0	10
DEL. STATE	0-2	0-1	0-0	1	0	0	1	0	0	0	14
ALABAMA	0-1	0-0	0-0	0	0	0	0	0	0	0	3
Florida	0-0	0-0	0-0	0	0	0	0	0	0	0	4
Vanderbilt	DNP										
TENNESSEE	0-0	0-0	0-0	0	0	0	0	0	0	0	4
OLE MISS	1-4	1-4	0-0	0	1	3	0	2	0	0	8
KENTUCKY	DNP										
Auburn	1-4	1-3	0-0	0	2	3	1	0	0	0	13
Tennessee	DNP										
ARKANSAS	0-1	0-1	0-0	1	1	0	1	0	0	0	7
Miss. State	0-0	0-0	0-0	0	2	0	1	0	0	0	3
S. Carolina	2-2	2-2	0-0	0	0	6	0	2	0	0	10
VANDERBILT	LSU										
FLORIDA	Kentucky										
S. CAROLINA	S. CAROLINA										

Career Statistics

Year	G-GS	Min-Avg.	FG-FGA	Pct.	3FG-3FGA	Pct.	FT-FTA	Pct.	Reb.-Avg.	A	TO	BL	ST	PF-DQ	Pts-Avg.
2011	32-0	407-12.7	31-99	.313	25-81	.309	7-11	.636	1+31=32-1.0	21	20	0	9	16-0	94-2.9
2012	22-0	229-10.4	12-45	.267	10-39	.256	2-2	1.000	0+15=15-0.7	12	11	2	1	15-0	36-1.6
Totals	54-0	636-11.8	43-144	.299	35-120	.292	9-13	.692	1+46=47-0.9	33	31	2	10	31-0	130-2.4
vs. the SEC															
Year	G-GS	Min-Avg.	FG-FGA	Pct.	3FG-3FGA	Pct.	FT-FTA	Pct.	Reb.-Avg.	A	TO	BL	ST	PF-DQ	Pts-Avg.
2011	16-0	193-12.1	17-49	.347	14-41	.341	4-4	1.000	1+16=17-1.1	12	9	0	4	7-0	52-3.3
2012	8-0	52-6.5	4-12	.333	4-10	.400	0-0	.000	0+1=1-0.1	4	4	0	0	6-0	12-1.5
Totals	24-0	245-10.2	21-61	.344	18-51	.353	4-4	1.000	1+17=18-0.8	16	13	0	4	13-0	64-2.7



32 John Florveus

Fwd.-Center, 6-11, 230, Jr., Miami, Fla. (Hillsborough CC)

2011-12 Season

- Athletic for a player of his height.
- Has drawn praise from Georgia coaches for his work ethic and willingness to learn.
- Played a 22 minutes @Colorado and pulled down seven rebounds.
- Season-high 23 minutes Jan. 10 at Florida.

Career Highlights

- Played two seasons at Hillsborough Community College in Tampa, Fla.

Career Highs

Category	No.	Opp./Date
Points	6	B. Green (11/13/11)
Rebounds	7	Colorado (11/28/11)
Assists	1	S.Dakota State (11/16/11)
Blocks	3	Furman (12/23/11)
Steals	1	5 games
Minutes	23	Florida (1/10/12)

- Named to the 2011 All-Suncoast Conference first team as a sophomore. Averaged 8.3 points, 7.8 rebounds and 2.1 blocks per game for the HCC Hawks.

- In his freshman season there, he 4.0 points, 3.5 rebounds and 2 blocks per game, ranking 24th nationally in the latter category.

2011-12 Game-by-Game Stats (*=Starter)

Game	FGs	3FGs	FTs	Rebs	PF	Pts.	AST	TO	BL	ST	MIN
WOFFORD	2-2	0-0	0-0	2	4	4	0	0	0	0	13
B. GREEN	3-3	0-0	0-0	4	3	6	0	2	0	1	19
SDSU	0-0	0-0	0-0	1	0	0	1	0	0	0	10
Cal	0-2	0-0	1-2	3	2	1	0	1	0	1	19
Notre Dame*	0-1	0-0	0-0	1	2	0	1	0	1	1	12
Xavier*	0-2	0-0	0-0	0	2	0	0	0	1	0	12
Colorado	2-5	0-0	0-0	7	0	4	0	1	1	1	22
CINCINNATI	0-0	0-0	0-0	0	1	0	0	0	0	0	11
GA. TECH	0-2	0-0	0-0	0	4	0	0	2	2	0	15
So. Cal*	0-2	0-0	0-0	1	2	0	0	0	0	0	14
MERCER	0-3	0-0	0-0	1	1	0	0	1	0	0	7
FURMAN	0-0	0-0	2-2	0	2	2	0	0	3	0	8
WINTHROP	0-1	0-0	1-2	0	1	1	0	2	2	0	11
DEL. STATE	1-2	0-0	1-1	2	0	3	0	0	1	1	15
ALABAMA	1-1	0-0	1-1	2	2	3	0	0	1	0	16
Florida	1-2	0-0	0-0	4	2	2	0	0	3	0	23
Vanderbilt	2-2	0-0	1-2	1	5	5	2	1	1	0	19
TENNESSEE	1-2	0-0	0-0	3	0	2	0	2	2	0	15
OLE MISS	0-1	0-0	0-0	1	0	0	1	1	1	1	16
KENTUCKY	0-0	0-0	0-0	1	3	0	1	0	0	0	6
Auburn	0-1	0-0	0-0	1	0	0	0	1	0	0	6
Tennessee	3-7	0-0	0-0	6	2	6	0	0	0	0	22
ARKANSAS	1-2	0-0	0-0	3	2	2	0	1	1	0	13
Miss. State	2-4	0-0	0-0	1	0	4	0	0	0	0	11
S. Carolina	1-4	0-0	1-2	1	0	3	0	0	0	0	14
VANDERBILT	LSU										
FLORIDA	Kentucky										
S. CAROLINA	S. CAROLINA										

Career Statistics

Year	G-GS	Min-Avg.	FG-FGA	Pct.	3FG-3FGA	Pct.	FT-FTA	Pct.	Reb.-Avg.	A	TO	BL	ST	PF-DQ	Pts-Avg.
2012	25-3	349-14.0	20-51	.392	0-0	.000	8-12	.667	23+23=46-1.8	6	15	20	5	40-1	48-1.9
vs. the SEC															
Year	G-GS	Min-Avg.	FG-FGA	Pct.	3FG-3FGA	Pct.	FT-FTA	Pct.	Reb.-Avg.	A	TO	BL	ST	PF-DQ	Pts-Avg.
2012	11-0	161-14.6	12-26	.462	0-0	.000	3-5	.600	14+10=24-2.2	4	6	10	0	16-1	27-2.5

2011-12 Player Updates



41 John Cannon

Center, 6-10, 245, Fr., Burnsville, N.C. (Mtn. Heritage HS)

2011-12 Season

- Limited playing time thus far in this young season.
- Size and shooting ability should get him his share of playing time this season.

Prep Highlights

- Averaged 21.9 points, 12.3 rebounds and 6.5 blocks per contest as a senior at Mountain Heritage High School in Burnsville. MHHS went 23-7 and reached the North Carolina Class AA semifinals of the state tournament.
- Earned All-State honors as a senior by the Associated Press, the N.C. Basketball Coaches Association and by NCPreps.com, an online recruiting service.

Career Highs

Category	No.	Opp./Date
Points	4	Cal, Xavier
Rebounds	4	Furman (12/23/11)
Assists	2	Xavier (11/25/11)
Blocks	2	Furman (12/23/11)
Steals	2	Xavier (11/25/11)
Minutes	9	Xavier (11/25/11)

2011-12 Game-by-Game Stats (*=Starter)

Game	FGs	3FGs	FTs	Rebs	PF	Pts.	AST	TO	BL	ST	MIN
WOFFORD	0-0	0-0	0-0	0	0	0	0	0	0	0	0+
B. GREEN	DNP										
SDSU	0-0	0-0	0-0	0	0	0	0	0	1	0	2
Cal	2-2	0-0	0-0	1	0	4	0	0	1	0	2
Notre Dame	0-0	0-0	0-0	0	1	0	0	0	0	0	1
Xavier	1-3	0-0	2-2	0	1	4	2	0	1	2	9
Colorado	DNP										
CINCINNATI	DNP										
GA. TECH	DNP										
So. Cal	DNP										
MERCER	DNP										
FURMAN	0-1	0-0	0-1	4	1	0	1	0	2	0	8
WINTHROP	0-1	0-0	0-0	2	0	0	0	0	0	0	3
DEL. STATE	DNP										
ALABAMA	DNP										
Florida	0-1	0-0	0-0	0	0	0	0	0	0	0	1
Vanderbilt	0-0	0-0	0-0	0	0	0	0	0	0	0	1
TENNESSEE	DNP										
OLE MISS	DNP										
KENTUCKY	DNP										
Auburn	0-0	0-0	0-0	0	0	0	0	0	0	0	1
Tennessee	0-0	0-0	0-0	0	0	0	0	0	0	0	1
ARKANSAS	0-0	0-0	2-2	1	1	2	0	0	0	0	1
Miss. State	DNP										
S. Carolina	DNP										
VANDERBILT	DNP										
LSU	DNP										
FLORIDA	DNP										
Kentucky	DNP										
S. CAROLINA	DNP										

Career Statistics

Year	G-GS	Min-Avg.	FG-FGA	Pct.	3FG-3FGA	Pct.	FT-FTA	Pct.	Reb.-Avg.	A	TO	BL	ST	PF-DQ	Pts-Avg.
2012	12-0	28-2.3	3-8	.375	0-0	.000	4-5	.800	2+6=8-0.7	3	0	5	2	4-0	10-0.8
vs. the SEC															
Year	G-GS	Min-Avg.	FG-FGA	Pct.	3FG-3FGA	Pct.	FT-FTA	Pct.	Reb.-Avg.	A	TO	BL	ST	PF-DQ	Pts-Avg.
2012	5-0	3-0.6	0-1	.000	0-0	.000	2-2	1.000	1+0=1-0.2	0	0	0	0	1-0	2-0.4



42 Nemanja Djuricic

Forward, 6-8, 230, Fr., Podgorica, Montenegro (South Kent)

2011-12 Season

- Off to an auspicious beginning to his collegiate career.
- The Bulldogs' fifth-leading scorer at 6.9 points per game. His average in SEC play is 1.5 points higher.
- Started eight games for the injured Marcus Thornton; responded with season-best numbers in Winthrop game, including 17 points, 9 boards, 34 minutes.
- Made several key plays late in win over Tennessee. Played final 12 1/2 minutes of the game with four fouls.
- Lauded by Georgia coaches for his basketball smarts and overall skill set.

Prep Highlights

- Played his senior season at South Kent School in South Kent, Conn.
- Averaged 20.1 points and 10.3 rebounds for the Cardinal, which went 18-14 last season.
- Also played in four straight Montenegrin national teams at the 2007-10 Under 18 European Championships.

Career Highs

Category	No.	Opp./Date
Points	17	Winthrop (12/27/11)
Rebounds	9	Winthrop (12/27/11)
Assists	3	Winthrop (12/27/11)
Blocks	1	5 games
Steals	2	Ga. Tech, Vanderbilt
Minutes	34	Winthrop (12/27/11)

2011-12 Game-by-Game Stats (*=Starter)

Game	FGs	3FGs	FTs	Rebs	PF	Pts.	AST	TO	BL	ST	MIN
WOFFORD	3-6	0-1	2-2	4	1	8	1	1	0	1	13
B. GREEN	2-3	0-0	0-0	0	3	4	1	1	0	0	9
SDSU	7-13	0-4	0-1	5	3	14	0	0	1	0	22
Cal	4-10	1-3	0-0	3	1	9	0	1	0	0	19
Notre Dame	4-4	2-2	0-0	3	2	10	0	3	0	0	14
Xavier	1-3	0-1	0-0	1	2	2	0	2	0	0	12
Colorado	2-3	2-2	0-0	6	3	6	1	2	0	0	14
CINCINNATI	1-3	0-0	2-4	3	1	4	0	1	0	0	22
GA. TECH	1-5	0-3	0-0	4	0	2	0	1	0	2	15
So. Cal	0-3	0-1	0-0	0	1	0	0	1	0	0	9
MERCER	0-5	0-1	0-0	5	1	0	0	0	0	0	12
FURMAN	0-0	0-0	4-4	3	3	4	2	0	1	1	13
WINTHROP*	7-8	3-3	0-0	9	3	17	3	2	1	0	34
DEL. STATE*	1-5	0-1	0-0	5	3	2	1	2	1	1	17
ALABAMA*	5-11	0-3	0-1	5	3	10	2	4	0	0	29
Florida*	6-13	2-4	0-1	6	2	14	2	1	0	0	28
Vanderbilt*	1-4	1-2	0-0	5	5	3	1	2	0	2	22
TENNESSEE*	4-9	0-2	3-3	3	4	11	0	5	1	1	28
OLE MISS*	1-7	0-1	2-2	4	4	4	1	1	0	0	20
KENTUCKY*	4-9	2-3	0-0	5	3	10	2	1	0	0	26
Auburn	0-4	0-0	2-2	2	1	2	0	2	0	1	14
Tennessee	3-12	1-2	2-2	2	4	9	0	1	0	0	23
ARKANSAS	5-9	3-4	1-3	5	3	14	2	1	0	0	16
Miss. State	3-9	1-3	0-0	4	1	7	0	0	0	1	22
S. Carolina	2-7	0-0	1-2	5	2	5	1	1	0	0	15
VANDERBILT	DNP										
LSU	DNP										
FLORIDA	DNP										
Kentucky	DNP										
S. CAROLINA	DNP										

Career Statistics

Year	G-GS	Min-Avg.	FG-FGA	Pct.	3FG-3FGA	Pct.	FT-FTA	Pct.	Reb.-Avg.	A	TO	BL	ST	PF-DQ	Pts-Avg.
2012	25-8	468-18.7	67-166	.404	18-47	.383	19-27	.704	36+61=97-3.9	20	36	5	10	59-1	171-6.8
vs. the SEC															
Year	G-GS	Min-Avg.	FG-FGA	Pct.	3FG-3FGA	Pct.	FT-FTA	Pct.	Reb.-Avg.	A	TO	BL	ST	PF-DQ	Pts-Avg.
2012	11-6	243-22.1	34-95	.358	10-25	.400	11-16	.688	23+23=46-4.2	11	19	1	5	32-1	89-8.1