



GOVERNORS FOOTBALL

AUSTIN PEAY FOOTBALL MEDIA CONTACT

Colby Wilson, Sports Information Assistant

Winfield Dunn Center • Clarksville, TN 37040

E: wilsonrc@apsu.edu • P: 931-221-6562 • C: 615-604-3803

2015 GAME NOTES | THE VANDERBILT GAME

AUSTIN PEAY (0-1) at VANDERBILT (0-2, 0-1 SEC)

SEPT. 19, 2015 ■ DUDLEY FIELD ■ NASHVILLE, TN

THE MATCHUP



AUSTIN PEAY

2015 RECORD
0-2 ■ 0-0 OVC

LAST GAME

Sept. 12, 2015 in Hattiesburg, MS
L 6-52 at Southern Miss

HEAD COACH

Kirby Cannon
Missouri State (1981)
1-25 ■ 3rd season at APSU
36-111 ■ 14 career seasons

2015 LEADERS

RUSHING

Kendall Morris
■ 19-57, 0 TD, 3.0 ypc

PASSING

Trey Taylor
■ 31-50, 281 yards, 2 TD

RECEIVING

Jared Beard
■ 7-85, 1 TD, 12.1 ypc

DEFENSE

Malik Boynton
■ 8-3-11, 0.5 TFL

VANDERBILT

2015 RECORD
0-2 ■ 0-1 SEC

LAST GAME

Sept. 12, 2015 in Nashville
L, 14-31 vs. Georgia

HEAD COACH

Derek Mason
Northern Arizona (1993)
3-11 ■ 2nd season at VU
3-11 ■ 2 career seasons

RETURNING LEADERS

RUSHING

Ralph Webb
■ 43-138, 0 TD, 3.2 ypc

PASSING

Johnny McCrary
■ 42-84, 512 yards, 2 TD

RECEIVING

Trent Sherfield
■ 5-107, 1 TD, 21.4 ypc

DEFENSE

Stephen Weatherly
■ 6-5-11, 2.0 TFL

■ AT THE KICKOFF YEAR 79

■ It will be back-to-back FBS road contests for Austin Peay as the Gobs travel to Nashville for a date with SEC foe Vanderbilt.

■ Austin Peay has suffered some non-conference woes in recent years. The Gobs have not won a game against a non-OVC foe since a 56-0 drubbing of Culver-Stockton, Nov. 3, 2012—a streak of nine consecutive games.

■ The road has been far from kind to Austin Peay in recent seasons. The Gobs don't have a road win since the 2010 season, when they defeated Tennessee State, 26-23, on Sept. 18—a streak of 32 games, the longest in Division I football, two more than FBS Kansas and four more than the second-place FCS institution, VMI.

■ The Governors have a scheduling anomaly in 2015. If they do not make the FCS postseason, Austin Peay's bye week falls during the last week of the regular season, meaning the Gobs would conclude play Nov. 14.

■ The Governors have pumped their schedule up in recent seasons. The Gobs played four FBS schools during Cannon's first two seasons and will face Southern Miss and Vanderbilt in 2015.

■ This is APSU's 79th season of college football, including nine non-scholarship seasons (1997-2005).

■ Austin Peay has enjoyed only 18 winning seasons in 78 years of football and two winning seasons since the turn of the century—a 7-5 mark in 2002 as a non-scholarship program and a 7-4 record in 2007.

SCHEDULE

Sept. 5	Mercer (OVCDN)	L, 7-28
Sept. 12	at Southern Miss (ASN)	L, 6-52
Sept. 19	at Vanderbilt (SECN)	3 p.m.
Sept. 26	*at Eastern Kentucky (OVCDN)	6 p.m.
Oct. 3	*Eastern Illinois (OVCDN)	4 p.m.
Oct. 10	*at Murray State (OVCDN)	3 p.m.
Oct. 17	*UT Martin (OVCDN)	4 p.m.
Oct. 24	*Jacksonville State (OVCDN)#	4 p.m.
Oct. 31	*at Tennessee State (OVCDN)	2 p.m.
Nov. 7	*Southeast Missouri (OVCDN)	4 p.m.
Nov. 14	*at Tennessee Tech (OVCDN)	1:30 p.m.

* - Ohio Valley Conference Game; # -2015 Homecoming

TODAY'S BROADCASTS

RADIO • GOVS SPORTS NETWORK

Play-by-Play: Brian Rives

Analyst: Van Stokes

SEC NETWORK

Play-by-Play: Mike Couzens

Analyst: Cole Cubelic

Sideline Reporter: Kevin Weidl

GOVS ON THE WEB

LIVE STATISTICS

vucommodores.com

LIVE AUDIO

www.LetsGoPeay.com

■ INSIDE THE VANDERBILT SERIES

The Series: Vanderbilt leads the series, 1-0

Series Streak: Vanderbilt won the only other meeting

Last Meeting: Vanderbilt won 38-3, Sept. 7, 2013

■ ON TODAY'S AGENDA

Gobs Captains: Trey Taylor, Tyler Miles, Adam Noble

Notably: After earning the first win under Kirby Cannon last season, the Gobs were again picked to finish ninth in the OVC in both the coaches and media poll, despite returning 15 starters. Vanderbilt was tabbed seventh in the SEC East media poll, with Caleb Azubike (DL) and Darrius Sims (return specialist) earning third-team pre-season all-conference recognition.



LETSGOPEAY.COM



[/LETSGOPEAY](https://www.facebook.com/LETSGOPEAY)



[@LETSGOPEAY](https://twitter.com/LETSGOPEAY)



[@LETSGOPEAY](https://www.instagram.com/LETSGOPEAY)

GOVS OFFENSIVE TWO-DEEP

QB		#8 TREY TAYLOR 6-3, 215, R-SR, CORDOVA, TENN.	Earned No. 1 spot with a solid spring and summer Central Arkansas transfer gives Govs a mobile pocket Connected on 20-of-32 passes for 188 yards and 1 TD vs. Mercer 18-for-32 in the 2014 finale against TTU (11/22/14)	Year 2015 CAR	GP/GS 2/2 9/5	Cmp-Att 31-50 76-138	Yds 281 792	TD/Int 2/2 4/4
		#7 MICKEY MACIUS 6-2, 200, SO, ARLINGTON HEIGHTS, ILL.	Potential redshirt candidate Keyed 2014 Murray St. win, thanks to 18-22, 201-yard, 3-TD day Earned TSWA POW, OVC Newcomer honor for work vs. the Racers	Year 2015 CAR	GP/GS 0/0 7/3	Cmp-Att 0-0 54-95	Yds 0 530	TD/Int 0/0 5/5
TB		#22 KENDALL MORRIS 5-10, 188, R-FR, ST. PETERS, MO.	Will move into starting lineup after Otis Gerron head injury Rushed 17 times for 54 yards vs. Southern Miss (9/12) Reshirted in 2014 Added bulk and burst	Year 2015 CAR	GP/GS 2/0 2/0	Car-Yds 19-57 19-57	YPC 3.0 3.0	TD 0 0
		#28 TAYE DAVIS 6-3, 237, FR, LEBANON, TENN..	Moves up depth chart after Gerron injury Carried ball 14 times against Southern Miss (9/12) Rushed for 3 yards on 2 carries against Mercer (9/5)	Year 2015 CAR	GP/GS 2/0 2/0	Car-Yds 22-21 22-21	YPC 1.0 1.0	TD 0 0
WR		#15 WESLEY THOMAS 6-0, 192, SO, SOUTH BEND, IND.	Top returning receiver added bulk in the offseason Led Govs with 5 receptions vs. Southern Miss (9/12) Caught 4 passes for 39 yards vs. Mercer (9/5) Hauled in 43-yard TD pass at UTM (10/25), his first career TD	Year 2015 CAR	GP/GS 2/2 14/9	Cat-Yds 9-64 33-378	YPC 7.1 11.4	TD 0 2
		#3 JERMER BRASWELL 6-1, 204, R-FR, DELRAY BEACH, FLA.	Redshirted in 2014. Caught first career pass for 9 yards vs. Mercer (9/5) Father played at Iowa State when Cannon was GA at school.	Year 2015 CAR	GP/GS 2/0 2/0	Cat-Yds 1-5 1-5	YPC 5.0 5.0	TD 0 0
WR		#21 RASHAAN COLEMAN 5-9, 188, JR, PORTAGE, IND.	Govs leading receiver in 2014 for second straight season Caught career-long 44-yard pass for TD vs. Southern Miss (9/12) Had 1 catch for 8 yards vs. Mercer (9/5) Team-best 5 catches for 54 yards TD against TSU (11/8/14)	Year 2015 CAR	GP/GS 2/2 25/18	Cat-Yds 3-58 60-493	YPC 19.3 8.2	TD 1 2
		#11 ZEANDRE FLOYD 5-9, 159, FR., CLARKSVILLE, TENN.	Late local signee Speedster scored 19 TDs over last two prep seasons Selected district receiver of year as senior	Year 2015 CAR	GP/GS 1/0 1/0	Cat-Yds 0-0 0-0	YPC 0.0 0.0	TD 0 0
TE		#88 JAMES COLEMAN 6-4, 263, SO, FORD HEIGHTS, ILL.	Finally caught career's first pass (7 yards) vs. S. Miss (9/12) Injury knocked him out of lineup late in first season Could evolve as key component in passing game Owns good downfield speed, despite size	Year 2015 CAR	GP/GS 2/0 11/2	Cat-Yds 1-7 1-7	YPC 7.0 7.0	TD 0 0
		#86 TREY SALISBURY 6-5, 239, R-JR, LEBANON, TENN.	Former DE was shifted to TE early in 2014 season. Slimmed down and gained speed in offseason Hauled in 1 pass for 4 yards vs. Southern Miss	Year 2015 CAR	GP/GS 2/2 22/6	Cat-Yds 2-7 6-89	YPC 3.5 14.8	TD 0 0
WR		#83 JUWAN DAVIS 6-3, 198, FR, ANTIOCH, TENN.	Listed No. 1 at position for first time Earned spot on depth chart with strong summer camp Collected 1 catch vs. Southern Miss (9/12) Caught 4 passes for 42 yards vs. Mercer (9/5)	Year 2015 CAR	GP/GS 2/0 2/0	Cat-Yds 5-44 5-44	YPC 8.8 8.8	TD 0 0
		#1 JARED BEARD 6-0, 206, SO, MURFREESBORO, TENN.	Matched career best with 7 catches, 85 yards vs. Mercer (9/5) Owns 5 career TDs Enjoyed 7-catch, 3-TD effort against Murray State (10/18/14)	Year 2015 CAR	GP/GS 2/2 10/9	Cat-Yds 7-85 25-260	YPC 12.1 10.5	TD 1 5
LT		#70 TYLER MILES 6-3, 321, R-JR, JOHNSON CITY, TENN.	Shifted to left tackle when Bernard Gauldin was injured Started at left tackle vs. Southern Miss. Two-year starter at guard					
		#78 JAYLEN FLYE-SADLER 6-8, 327, FR, CAPE GIRARDEAU, MO.	Expected to get on field as freshman; could be redshirted Started as senior for HS that reached Missouri title game.					
RT		#60 DARRYL JOHNSON 6-3, 302, SO, FLINT, MICH.	Shifted to offensive line in spring after playing DT in 2014. Evolved into RT starter as held position through camp Made first career start vs. Mercer (9/5)					
		#74 FRANKLIN GREEN 6-8, 301, R-FR, ST. PETERS, MO.	Used redshirt season to improve technique and strength. Listed on depth chart in 2014, but never played.					
LG		#75 RYAN ROCKENSUESS 6-5, 308, FR, TROY, MICH.	Elevated to No. 1 guard vs. Mercer (9/5), S. Miss (9/12) Entered Mercer game in 1st quarter; played rest of way					
		#70 TYLER MILES 6-3, 321, R-JR, JOHNSON CITY, TENN.	Shifted to left tackle when Bernard Gauldin was injured Started at left tackle vs. Southern Miss.					
RG		#55 ETHAN SELF 6-2, 287, FR, MELBOURNE, FLA.	Joined team in January and went through spring practice. Gained starting assignment after strong spring. Made first start against Mercer (9/5).					
		#63 CONNOR MASSEY 6-5, 325, FR, OZARK, MO.	Earned back-up position with strong camp. Offensive tackle in high school.					

C










#67 BYRON GLASS

6-2, 286, FR, ACWORTH, GA.
Gained first start against Southern Miss
Another freshman who has earned his way on depth chart
Credited with 128 pancake blocks during prep career.

#61 RYAN SINKLER

6-1, 297, JR, KANSAS CITY, MO.
January enrollee earned starting position during spring.
Made first career start vs. Mercer (9/5)
Played center and guard in JUCO.

GOVS DEFENSIVE TWO-DEEP

DE		#43 TYLER SCHNEIDER 6-3, 231, SO, HAINESPORT, N.J.	Has started all 14 games of his career 2 tackles, including 0.5 TFL vs. Southern Miss 2 unassisted tackles and one forced fumble in opener Finished 2014 with 3.5 TFL total, including lone QB sack.	Year	GP/GS	U/A	TFL	FF/FR
				2015	2/2	3/1	0.5-1	1/0
		#95 TAYLOR PARRIS 6-1, 255, SO, LAFAYETTE, GA.	Appeared in 9 games as freshman, including start at Illinois State Credited with 3 TFLs in first season. Season-best three tackles at Illinois State (9/27/14)	Year	GP/GS	U/A	TFL	FF/FR
				2015	2/0	0/0	0.0-0	0/0
				CAR	10/1	6/4	3.0-10	0/0
LT		#99 GINO ROBERSON 6-2, 326, SR, BUFFALO, N.Y.	Space-eater in middle of defense Has made 12 starts over last 2 seasons. 3 tackles, including 1 TFL, and 1 QB hurry vs. S. Miss (9/12) Credited with 4 stops against Mercer (9/5)	Year	GP/GS	U/A	TFL	FF/FR
				2015	2/2	2/5	1.0-1	0/0
		#71 JULE PACE 6-1, 284, SO, CLARKSVILLE, TENN.	Former walk-on has been moved from DE to inside Matched career best with 5 tackles in opener vs. Mercer (9/5) Credited with five tackles on three occasions in 2014	Year	GP/GS	U/A	TFL	FF/FR
				2015	2/2	2/4	0.5-1	0/0
				CAR	14/12	10/29	4.5-13	1/0
RT		#44 NICHOLIS MATIERE-BEY 6-2, 283, SO, FLINT, MICH.	5 tackles, including 1.5 TFL, against Southern Miss (9/12) Made third career start vs. Mercer (9/5) Credited with 5 tackles Stepped in and contributed immediately in freshman season	Year	GP/GS	U/A	TFL	FF/FR
				2015	2/2	5/5	1.5-4	0/0
		#98 BRANDEN JOHNSON 6-3, 270, FR, EDGEWOOD, KY.	Freshman gained depth-chart status with strong summer camp Credited with TFL against Mercer (9/5) Second-team All-State as prep senior	Year	GP/GS	U/A	TFL	FF/FR
				2015	2/0	1/1	1.0-1	0/0
				CAR	2/0	1/1	1.0-1	0/0
DE		#7 BYRON CARVER 6-2, 255, R-FR., BOWLING GREEN, KY.	Transferred to APSU in summer from Western Kentucky Collected first college tackle vs. Mercer (9/5) Also credited with one stop vs. Southern Miss (9/12) Redshirted in 2014	Year	GP/GS	U/A	TFL	FF/FR
				2015	2/0	2/0	0.0-0	0/0
		#40 COREY TEAGUE 6-0, 256, SR, LAVERGNE, TENN.	One of team's defensive leaders Former walk-on became fixture at DE his first season Matched career best with 5 tackles in opener vs. Mercer (9/5)	Year	GP/GS	U/A	TFL	FF/FR
				2015	2/0	0/2	0.0-0	0/0
				CAR	33/1	18/27	6.5-42	1/0
WL		#45 ADAM NOBLE 6-3, 225, R-SR, SPRINGFIELD, MO.	Second-leading tackler with 74 in 2014 Tallied TFL against Mercer in opener (9/5) Career-high 12 tackles against Tennessee State (11/8/14) Cracked double digits tackles three times in 2014	Year	GP/GS	U/A	TFL	FF/FR
				2015	2/2	3/3	1.0-1	0/0
		#41 BENEDICT LOUIS 5-11, 236, SO, MARIETTA, GA.	Credited with 43 stops in freshman season Career-best 7 stops at Mercer (10/11/14) Recorded 6 tackles, forced fumble vs. Chattanooga (9/13/14)	Year	GP/GS	U/A	TFL	FF/FR
				2015	2/0	3/2	0.0-0	1/0
				CAR	14/0	26/22	3.5-18	2/0
SL		#50 ANTONIO TURNER 6-2, 220, JR, LOUISVILLE, KY.	Third season as starting linebacker Collected eight tackles, includ 1.5 TFL vs. Mercer (9/5) Team's leading tackler (81) in 2014 Also led with 7.0 tackles for loss	Year	GP/GS	U/A	TFL	FF/FR
				2015	2/2	4/4	1.5-5	0/0
		#16 ZACH STUART 6-2, 212, SO, KNOXVILLE, TENN.	Capable reserve LB Had 3 tackles in opener vs. Mercer (9/5) Finished with 53 stops in first APSU season	Year	GP/GS	U/A	TFL	FF/FR
				2015	2/0	1/4	0.0-0	0/0
				CAR	14/1	28/30	4.0-5	1/1
CB		#8 DONOVAN JACKSON 5-9, 170, JR, DETROIT, MICH.	Arrived in camp and immediately earned starting spot Tallied 3 stops at Southern Miss (9/12) Had 2 stops in opener and 1 PBU vs. Mercer (9/5) Earned JUCO All-America honor at Minnesota West	Year	GP/GS	U/A	TFL	INT/PB
				2015	2/2	2/1	0.0-0	0/1
		#3 KYRAN MOORE 5-10, 155, SO, BESSEMER, ALA.	Again serving as top reserve cornerback Had two tackles and 1 PBU in opener against Mercer (9/5) Finished tied for 3rd in OVC with two fumble recoveries in 2014	Year	GP	U/A	TFL	INT/PB
				2015	2/0	2/0	0.0-0	0/1
				CAR	12/0	14/5	0.0-0	0/1
WS		#2 MALIK BOYNTON 5-11, 190, SO, DETROIT, MICH.	Converted to defensive back in spring after playing WR in 2014 Led team in tackles in opener with 9, including 6 unassisted Credited with 2 unassisted tackles vs. Southern Miss (9/12) 25 receptions in 2014 were second most on team	Year	GP	U/A	TFL	INT/PB
				2015	2/2	8/3	0.5-0	0/1
		#39 JAMES BOND 5-11, 181, FR, JACKSON, TENN.	Climbed up depth chart with an impressive camp Has had one tackle in each of first two college games Prep safety in high school at Trinity Christian Academy	Year	GP/GS	U/A	TFL	INT/PB
				2015	2/0	1/1	0/0-0	0/0
				CAR	2/0	1/1	0/0-0	0/0
SS		#11 DEMARION ALLEN 5-9, 191, SO, FLINT, MICH.	In first start had 5 tackles, including 1 TFL vs. Mercer (9/5) Also credited with forced fumble vs. Mercer Tallied 5 more tackles against Southern Miss (9/12) Gained playing time as reserve DB as freshman	Year	GP/GS	U/A	TFL	FF/FR
				2015	2/2	5/5	1.0-4	1/0
		#25 ISAIAH MCDANIEL 5-10, 195, R-FR, KNOXVILLE, TENN.	Transferred to APSU from Tennessee in offseason Collected 2 tackles in opener vs. Mercer (9/5) Father Terry was UT star and played 11 NFL seasons	Year	GP/GS	U/A	TFL	INT/PB
				2015	2/0	1/1	0.0-0	0/0
				CAR	2/0	1/1	0.0-0	0/0
FS		#18 DAMIEN WHITFIELD 6-0, 183, JR, MCCALLA, ALA.	Returning starter tallied 6 unassisted tackles vs. Mercer (9/5) Had 2 unassisted stops vs. Southern Miss (9/12) Govs' third leading tackler (72) in 2014 Tallied career-best 10 stops and had 2 PBUs vs. ECU (10/4)	Year	GP/GS	U/A	TFL	INT/PB
				2015	2/2	8/0	0.0-0	0/0
		#13 MIKHAIL CREECH 6-3, 195, SR, CHATTANOOGA, TENN.	Converted to DB from WR in Spring 2014 Credited 2 tackles in opener vs. Mercer (9/5) Tallied 2 tackles in opener at Memphis (8/30/14)	Year	GP/GS	U/A	TFL	INT/PB
				2015	2/0	1/1	0.0-0	0/0
				CAR	14/0	1/4	1.0-5	0/0
CB		#1 RODERICK OWENS 5-11, 184, JR, MEMPHIS, TENN.	Active CB had 7 stops and 1 PBU in opener vs. Mercer (9/5) Credited with 4 stops, first 2014 INT and 2 PBU vs. S. Miss (9/12) Team leader with 3 interceptions in 2014 Also tied for team-high with 6 PBUs	Year	GP	U/A	TFL	INT/PB
				2015	2/2	8/3	0.0-0	1/3
		#5 DEKEIVIS PERRY 5-9, 176, SO, NASHVILLE, TENN.	Key CB reserve Led APSU with career best 5 unassisted stops vs. S. Miss (9/12) Had four tackles at Southeast Missouri (11/15)	Year	GP	U/A	TFL	INT/PB
				2015	2/0	5/1	0.0-0	0/0
				CAR	10/0	13/5	0.0-0	0/0

GOVS SPECIAL TEAMS TWO-DEEP

PK		#85 LOGAN BIRCHFIELD 5-10, 153, FR, ELIZABETHTON, TENN.	Missed first college FG attempt (25 yds) against S. Miss (9/12) Connected on only PAT against Mercer (9/5) Converted 152 of 162 prep PATs, including 62 straight Tennessee kicker in for Tennessee-Kentucky Border War	Year 2015 CAR	GP 2 2	FG/FGA 0-1 0-1	Long NA NA	
		#42 EVAN TOBY 6-0, 163, R-JR, MARYVILLE, TENN.	Kickoff specialist during previous two seasons Handled all PK duties last two springs Season-high seven kickoffs against SEMO (11/16)	Year 2015 CAR	GP 1 24	FG/FGA 0/0 0/0	Long NA NA	
P		#42 EVAN TOBY 6-0, 163, R-JR, MARYVILLE, TENN.	Kickoff specialist during previous two seasons Handled all PK duties last two springs Season-high seven kickoffs against SEMO (11/16)	Year 2015 CAR	GP 1 1	Att-Yds 8/343 8/343	Avg. 42.9 42.9	LG 60 60
		#19 NOLAN CHOWBAY 6-2, 174, FR, MT. JULIET, TENN.	Sharing punting duties with Logan Birchfield vs. Mercer (9/5) Punted 4 times vs. Mercer in place of Evan Toby (appendicitis) Averaged 33 yards per punt in opener, including inside-20.	Year 2015 CAR	GP 2 2	Att-Yds 2-70 2-70	Avg. 35.0 35.0	Lg 43 43
H		#19 NOLAN CHOWBAY 6-2, 174, FR, MT. JULIET, TENN.	Takes over holder duties QB passed for 1,600 yards and 15 TDs Selected District 9-AAA MVP as senior Brother Caleb transferred to Martin Methodist from Belmont	Year 2015 CAR	GP 2 2			
		#1 JARED BEARD 6-0, 206, SO, MURFREESBORO, TENN.	Senior possession receiver figures prominently into screen game Caught career-high four passes at TTU (11/24) Also holder in the kicking game	Year 2015 CAR	GP 2 10			
KO		#42 EVAN TOBY 6-0, 163, R-JR, MARYVILLE, TENN.	Kickoff specialist during previous two seasons Handled all PK duties last two springs Season-high seven kickoffs against SEMO (11/16)	Year 2015 CAR	GP 1 24	Att-Yds 2/113 61/132	Avg. 56.0 54.1	TB 0 8
		#85 LOGAN BIRCHFIELD 5-10, 153, FR, ELIZABETHTON, TENN.	With Evan Toby out, has taken over KO duties Had two KOs against Mercer (9/5) Converted 152 of 162 prep PATs, including 62 straight	Year 2015 CAR	GP 2 2	Att-Yds 2/111 2/111	Avg. 55.5 55.5	TB 0 0
LS		#37 JARRETT GIACCHINO 6-2, 208, FR., BOURBONNAIS, ILL.	Take over as longsnapper for three-year starter Michael Dunphy Two-year longsnapper in high school Snapper for team that made back-to-back playoff appearances Selected most improved longsnapper at kicking camp this summer	Year 2014 CAR	GP N/A N/A			
		#49 TRENT STORY 6-0, 204, FR, BINGHAMTON, N.Y.	Will serve as back-up longsnapper Emerged during fall as linebacker reserve in first Govs camp Member of three state title teams during prep career	Year 2014 CAR	GP N/A N/A			
KR		#10 JUSTIN ROBERSON 5-9, 199, JR, GERMANTOWN, TENN.	Took over kickoff return duties in 2nd half vs. Mercer (9/5) Only kickoff in that game was 33 yarder Career-high 7 returns (108 yards) vs. Southern Miss (9/12) RB-turned-WR also rushed 5 times vs. Southern Miss	Year 2015 CAR	GP 2 22	Ret-Yds 8-141 8-141	Avg. 17.6 17.6	TD/Lg 0/33 0/33
		#12 D. FORT-MERRIWEATHER 5-10, 175, FR. CLARKSVILLE, TENN.	Speedster earned kickoff return duties with strong camp Former football and track star at Northeast HS Played wide receiver and running back in high school	Year 2015 CAR	GP 2 2	Ret-Yds 0-0 0-0	Avg. 0.0 0.0	TD/Lg 0/0 0/0
PR		#21 RASHAAN COLEMAN 5-9, 188, JR, PORTAGE, IND.	Took over punt return chores as sophomore Had one punt return for 5 yards vs. Mercer (9/5) Returned 9 punts for 34 yards in 2014 Returned punt for season-best 8 yards against Chattanooga (9/13)	Year 2015 CAR	GP 2 26	Ret-Yds 2-5 11-39	Avg. 2.5 3.5	TD/Lg 0/5 0/8
		#1 JARED BEARD 6-0, 206, SO, MURFREESBORO, TENN.	Enjoyed 7-catch, 3 TD effort against Murray State (10/18) Had 2 catches, including 32-yard TD vs. Mercer (10/11) Started seven of first eight games before injury	Year 2015 CAR	GP 2 10	Ret-Yds 0-0 0-0	Avg. N/A N/A	TD/Lg 0/0 0/0

NOTING THE SOUTHERN MISS GAME

■ TALE OF THE TAPE

Average Height/Weight of Starters

OFFENSE		
APSU	Position	VU
6-0/198	Wide Receiver	6-0.5/199
6-3/215	Quarterback	6-4/220
5-10/188	Running Back	5-10/202
N/A	Fullback	6-1/224
6-3/301	Offensive Line	6-5.25/307
6-4/263	Tight End	6-5/245
DEFENSE		
APSU	Position	VU
6-2.5/243	Defensive End	6-1/250
6-2/304.5	Defensive Tackle/Nose	6-3.5/294.5
6-2.5/222.5	Linebackers	6-0.75/243.75
5-10.5/183.5	Defensive Backs	5-11.5/195

■ STATS COMPARISON

Category	APSU	VU
Record	0-2	0-2
Conference	0-0	0-1
Scoring Offense	6.5	13.0
Rushing Offense	76.0	136.5
Passing Offense	140.5	256.0
Total Offense	216.5	392.5
Scoring Defense	40.0	22.5
Rushing Defense	250.0	159.0
Passing Defense	225.5	175.0
Total Defense	475.5	334.0
Kick Return Avg.	17.2	21.7
Punt Return Avg.	2.5	3.6
Int. Return Avg.	32.0	N/A
Penalties	4.5	4.5
Penalty Yardage	39.5	36.0
Net Punting	31.9	34.6
Time Of Possession	32:36	34:48
3rd-Down Pct.	29%	36%
4th-Down Pct.	50%	71%
Turnover Margin	+1	-6
Fumbles Recovered	2	0
Passes Intercepted	1	0
Sacks	0.0	2.0
Field Goals-Attempts	0-1	4-6
Red-Zone Offense	0%	33%
Red Zone Defense	89%	67%

SGT. YORK TROPHY

Delta Dental of Tennessee is again the presenting sponsor of the Sgt. York Trophy in 2015. The trophy (founded in 2007 by the Nashville Sports Council and OVC) goes to the winner of the quadrangular season football series between the four OVC football-playing schools located in the state of Tennessee (Austin Peay, Tennessee State, Tennessee Tech and UT Martin). The award is only the second traveling trophy that involves more than two teams in college sports; the other is the Commander in Chief's Trophy which has been contested between Air Force, Army and Navy annually since 1972. The award is named in honor of Alvin C. York, the most noted Soldier of World War I. As a corporal in the 2nd battalion, 328th Infantry, in the Battle of the Meuse River-Argonne (Oct. 8, 1918), York and seven other soldiers captured 132 prisoners, was promoted to sergeant and received the Distinguished Service Cross, the French Croix de Guerre, the French Legion of Honor, the Croce di Guerra of Italy and the War Medal of Montenegro. Upon his return to the United States in 1919, he was bestowed the Congressional Medal of Honor.

2015 SGT. YORK CONTESTS

Oct. 3 - UT Martin at Tennessee Tech
 Oct. 10 - Tennessee State at UT Martin
 Oct. 17 - UT Martin at Austin Peay
 Oct. 31 - Austin Peay at Tennessee State
 Nov. 14 - Tennessee Tech at Austin Peay
 Nov. 21 - Tennessee State at Tennessee Tech

THE OHIO VALLEY CONFERENCE

■ 2015 STANDINGS

School	CONFERENCE				OVERALL				
	W-L	Pct.	H	A	W-L	Pct.	H	A	N
Tennessee State	0-0	.000	0-0	0-0	2-0	1.000	1-0	0-0	1-0
Jacksonville State	0-0	.000	0-0	0-0	1-1	.500	0-0	1-1	0-0
Eastern Kentucky	0-0	.000	0-0	0-0	1-1	.500	1-0	0-1	0-0
Murray State	0-0	.000	0-0	0-0	1-1	.500	1-0	0-1	0-0
UT Martin	0-0	.000	0-0	0-0	1-1	.500	1-0	0-1	0-0
Southeast Missouri	0-0	.000	0-0	0-0	1-1	.500	1-0	0-1	0-0
Eastern Illinois	0-0	.000	0-0	0-0	0-2	.000	0-0	0-2	0-0
Tennessee Tech	0-0	.000	0-0	0-0	0-2	.000	0-0	0-2	0-0
Austin Peay	0-0	.000	0-0	0-0	0-2	.000	0-1	0-1	0-0

■ PRESEASON POLL

School (1st place votes)	Points
1. Jacksonville State (16)	128
2. Eastern Illinois	107
3. Eastern Kentucky (2)	106
4. UT Martin	78
5. Tennessee State	66
6. Southeast Missouri	63
7. Tennessee Tech	45
8. Murray State	38
9. Austin Peay	17

■ THIS WEEKEND'S SCHEDULE

Saturday, September 19

Tennessee State at Jacksonville State, 1 p.m.
 Southeast Missouri at Indiana State, 2:05 p.m.
 Murray State at Western Michigan, 3 p.m.
 Austin Peay at Vanderbilt, 3 p.m.
 Mercer at Tennessee Tech, 6 p.m.
 Illinois State at Eastern Illinois, 7 p.m.



MORRIS, BEARD, TAYLOR AND THE OFFENSE


LOOK WHO'S BACK

- A young Austin Peay receiving corps drew rave reviews in 2014, with freshmen accounting for 57.2 percent (83) of Austin Peay's receptions and 57.0 percent (841) of the Gobs receiving yards. Wesley Thomas led the team with 314 yards receiving, while Malik Boynton's 25 catches was second-most behind sophomore Rashaan Coleman. Jared Beard had a three-touchdown game in Austin Peay's win against Murray State. Beard put together a strong opening game against Mercer, equaling his career-high with seven catches for 85 yards and a touchdown.
- After spending the better part of two seasons struggling to replace Jake Ryan under center, it appears that Trey Taylor has taken the reins of the APSU offense. Taylor was 20-for-32 for 188 yards and a touchdown in the opener against Mercer.
- The Gobs did well to hold onto the ball in 2014. In 271 pass attempts in 2014, Austin Peay's quarterbacks were intercepted just 10 times, the lowest mark in the Ohio Valley Conference. Austin Peay ballcarriers also lost just nine fumbles in 2014 (also the best mark in the OVC), with the 19 total turnovers marking the second straight season Austin Peay's offense committed less than 20 turnovers. Through two games, Austin Peay has committed just two team turnovers.
- Austin Peay has struggled on the ground through the first two games, averaging just 76 yards on the ground against Mercer and Southern Miss. The Gobs failed to crack the century mark in rushing in either contest, the first time Austin Peay has failed to hit at least 100 yards in back-to-back games since the first two games of the 2013 season against Tennessee and Vanderbilt.
- In his first collegiate game, freshman Juwan Davis showed why he figures heavily into the passing game over the next four seasons. The Antioch native had four catches for 42 yards, including a clutch 23-yard grab on third-and-13 to help keep a drive alive.
- Austin Peay's offense will need to see some consistency, particularly on third down, in 2015. Last season, the Gobs 24.7 percent (45-for-182) third-down conversion mark ranked last in the nation, as did Austin Peay's 9.7 points per game. The Governors tallied just 147 total first downs last season while giving 301 up to opponents. However, Austin Peay showed some spark in the opener, converting 47 percent (7-of-15) third downs, including 4-of-7 in the second half, and tallying 16 total first downs. However, a 2-for-16 showing against Southern Miss pushed the Gobs season average to 29 percent--Austin Peay failed

to convert on a third down until their final drive at Southern Miss.

- After tallying 15 total plays on the first four possessions against Mercer, including two three-and-outs and another fake punt attempt that was not converted, the offense settled into a rhythm, getting at least one first down six of the final seven drives.
- Of the five penalties the Governors were assessed in the opener, the offense was not responsible for any of them. Austin Peay did not pick up its first offensive penalty of 2015 until late in the fourth quarter at Southern Miss.
- Of the Governors 433 yards of total offense through the season's first two games, 31 percent of that tally has come on five plays: receptions by Wesley Thomas (24 yards), Jared Beard (23 and 22 yards) and Juwan Davis (23 yards) in the opener and Rashaan Coleman's 44-yard touchdown reception against Southern Miss. Austin Peay's other 127 offensive plays this season have yielded an average of 2.3 yards per play.

JARED BEARD



BEARD BASHES THE BEARS

- After losing parts of his first season due to injury, sophomore Jared Beard roared out of the gate against Mercer, tying his career high with seven catches for 85 yards and a touchdown, the latter coming on a 22-yard strike from Trey Taylor in the second quarter to send the Gobs into halftime tied at seven with the Bears.

TOP 2015 OFFENSIVE PERFORMANCES

TOP RUSHING EFFORTS

Player (Opponent)	Att	Yds	TD
Kendall Morris (USM)	15	54	0
Otis Gerron (MER)	15	41	0

BEST PASSING PERFORMANCES

Player (Opponent)	PA	CP	Int	Yd	TD
Trey Taylor (MER)	32	20	1	188	1
Trey Taylor (USM)	18	11	1	93	1

TOP RECEIVING PERFORMANCES

Player (Opponent)	Rec	Yds	TD
Jared Beard (MER)	7	85	1
Rashaan Coleman (USM)	2	50	1
Juwan Davis (MER)	4	42	0

TURNER, NOBLE, OWENS AND THE DEFENSE

TOEING THE LINE

- Experience returns along the front seven, with a trio of young defensive ends (Jule Pace, Taylor Parris and Tyler Schneider) earning starts in 2015. Gino Roberson returns to anchor the middle and will be flanked by a bulked-up Nicholis Matiere-Bey.
- Sophomore Antonio Turner led the Gobs with 81 tackles and 7.0 TFL in 2014; he was rated the 52nd-best linebacker in FCS by Phil Steele Online Magazine. He'll be joined by Adam Noble (74 tackles as a junior) as Austin Peay's linebacking duo in the Gobs 4-2-5 scheme—the pair combined for 11 stops and 2.5 TFL against Mercer.
- Austin Peay lost Montez Carlton, Buddy Mitchell and Johnathan Shuler (who spent time with the Tennessee Titans during training camp) from the secondary, but were solid as a unit in the opener against Mercer. In his first game as a member of the secondary, Malik Boynton led all Gobs with nine tackles, while Roderick Owens chipped in seven stops and a pass break-up. Demarion Allen had a tackle for loss and a fumble recovery, while Damien Whitfield forced a fumble and David Wall added a recovery.
- The Governors run defense will have to tighten up in 2015. Austin Peay allowed the 15th-most (416 yards to Jacksonville State, Nov. 1) and 16th-most (413 yards to Eastern Illinois, Sept. 20) yards in a single game to an FCS opponent in 2014, leading to Austin Peay's conference-worst 243.1 yards per game allowed on the ground. However, take away those games (and the opener against FBS Memphis) and the average drops to a more palatable 198.3 yards per game (which would rank seventh in the conference). The opening two contests have seen some of those same struggles prevalent, as Mercer posted two individual 100-yard rushers and Southern Miss gouged the Gobs for 239 yards on the ground.
- The Gobs defense just couldn't stay off the field in the opener, particularly in the first and fourth quarters. Mercer controlled clock to the tune of 9:40 of possession in the first quarter and 9:00 in the fourth. All told, Mercer won the possession battle 31:57 to 28:03.
- On a day when the Gobs gave up 52 points to Southern Miss, junior Roderick Owens was a bright spot. The Memphis native posted four tackles, broke up two passes and came down with an interception in the second quarter to snuff out a Southern Miss drive.

ANTONIO TURNER



TURNER TOP GOV

- Ranked 52nd among returning FCS linebackers by *Phil Steele Online*, Antonio Turner led the Gobs with 81 tackles in 2014. His 7.0 tackles for loss were also tops on the team, and he shared at least one stop behind the line in each of Austin Peay's last eight contests. From Oct. 4 to Nov. 9—a period of five contests—Turner averaged 8.6 tackles and 1.2 TFL per game, including eight tackles and 1.5 for loss in last season's contest at Mercer. He duplicated his performance with another 8-tackle, 1.5-TFL game in the opener against Mercer this season.

TOP DEFENSIVE PERFORMANCES

TOP TACKLERS

Player (Opponent)	UT	Ast	Tot
Malik Boynton (MER)	6	3	9
Antonio Turner (MER)	4	4	8

TACKLES FOR LOSS

Player (Opponent)	TFL	Yds
Antonio Turner (MER)	1.5	5
Nicholis Matiere-Bey (USM)	1.5	4

QUARTERBACK SACKS

Player (Opponent)	TFL	Yds
N/A		

CHANGES

Special teams underwent a lot of significant changes during the offseason. Gone are record-breaking punter Ben Campbell and long-snapper Michael Dunphy, both of whom graduated, as well as kicker Dakota Vincil, who elected to leave the program after last fall. Evan Toby, who handled kickoff duties last fall, was the only kicker on roster during the spring and will handle punting and kickoff duties. Freshman Logan Birchfield will handle placekicking duties and split time as punter with freshman quarterback Nolan Chowbay until Toby's return.

MICHIGAN LOVE

Kirby Cannon's last job at Central Michigan had him primely placed to scour the Wolverine State for talent, and he's continued that at Austin Peay. Nine Michigan natives litter Austin Peay's opening-day roster, while a 10th Governor (Darrien Boone) spent time in the land of the Great Lakes with CMU before transferring to Austin Peay.

WHO DO YOU BELIEVE IN

Finding a consistent answer at quarterback will be key to the Govs fortunes in 2015, and that consistency has been a long time coming. Since 2008 Austin Peay has seen 11 different starters at quarterback, and just once during that span (Jake Ryan in 2012) has a quarterback started every game in a season. The list:

- 2014 (3 QB's): Darrien Boone (5 games), Mickey Macius (4), Trey Taylor (3)
- 2013 (3 QB's): Andrew Spivey (7 games), Timarious Mitchell (4), Jacob Sexton (2)
- 2012 (1 QB): Ryan (11 games)
- 2011 (3 QB's): Ryan (7 games), Landon Curtis (3), Sexton (1)
- 2010 (3 QB's): Ryan (9 games), T.C. Jennings (3), Trent Caffee (1)
- 2009 (4 QB's): Ryan (5 games), Jennings (4), Caffee (2), Gary Orr (2)
- 2008 (3 QB's): Caffee (4 games), Orr (4), Jennings (3)

LIFE GOES ON

Although Austin Peay lost several valuable stalwarts from a year ago, somebody will have to step up quick to fill those spots. These are the players who got the first crack at replacing some of Austin Peay's key 2014 contributors.

GONE	REPLACEMENT
Ben Campbell	Evan Toby
Montez Carlton	Donovan Jackson
Malcolm Goines	Nicholis Matiere-Bey
Buddy Mitchell	Malik Boynton
Nathan Sanders	Ethan Self
Johnathan Shuler	Demarion Allen
Isaiah Tuiasosopo	Ryan Sinkler
Julian Virgo	Darryl Johnson

PAIN

Austin Peay largely avoided the injury bug in 2014, losing few games due to injury, but already the injury bug is biting in 2015. Evan Toby's appendicitis knocked the Govs punter out for the first game, while senior tackle Bernard Gauldin suffered a toe injury on the first series against Mercer and will miss roughly a month. Sophomore Otis Geron's status remains up in the air after he missed most of the contest at Southern Miss.

HIT 'EM UP

No Gov since Daniel Becker's 102-tackle campaign in 2008 has broken the century mark in total tackles, but Antonio Turner is trending in that direction. After increasing his tackles by nearly 21 percent (67 to 81) from his freshman to sophomore seasons, a similar jump by Turner during his junior campaign would project him for 98 tackles in 2015.

RUNNIN'

Somewhat amazingly, the Govs return more than 100 percent of their ground-game production from 2014. With only Javier Booker (negative-15 yards rushing in 2014) and Ben Campbell (negative-five) lost from last season's team, the Governors returners actually accounted for 101.3 percent (1543 yards) of Austin Peay's final 2014 rushing total.

STILL BALLIN'

After leaving the program at the end of last season, a trio of Govs have seen their careers continue. Isaiah Tuiasosopo went to minicamp with the Carolina Panthers and played with the Arena League LA Kiss, while former defensive lineman Malcolm Goines suited up for Team USA at the IFAF World Championships in Canton, Ohio, over the summer as the American squad won a third consecutive world championship. Nashville native Johnathan Shuler, meanwhile, made the training camp roster with his hometown Tennessee Titans.

TOSS IT UP

After a sixth-place finish in average yards per pass attempt in the 2007 season, Austin Peay has finished last in the Ohio Valley Conference in ypa in every subsequent season. A year ago, the Govs' yards-per completion once again ranked last in the OVC (10.17) and 111th nationally, which was actually a step up from 2014, when Austin Peay's 8.72 ypc ranked the Governors last in the nation. Austin Peay has finished last in the OVC in yards per completion in each of the last four seasons. After two weeks of play, the Govs are 96th nationally and seventh in the OVC in yards per completion.

UNTIL THE END OF TIME

Other offensive struggles aside, Austin Peay has been solid in time of possession since returning to the Ohio Valley Conference in 2007:

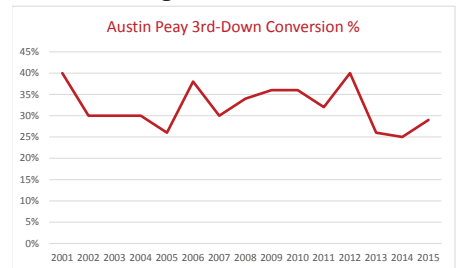
- 2015: 32:35 per game (fifth)
- 2014: 30:10 (fifth)
- 2013: 32:40 (first)
- 2012: 31:26 (fifth)
- 2011: 31:33 (first)
- 2010: 28:04 (t-eighth)
- 2009: 29:53 (fourth)
- 2008: 30:33 (second)
- 2007: 30:24 (third)

UNTOUCHABLE

Bouncing back from missing the first game due to an emergency appendectomy, Evan Toby's status was up in the air at best for the second game against Southern Miss. However, the senior gave it a go and responded with eight punts for an average of 42.9, including a career-long 60-yard attempt.

ONE PLAY AT A TIME

The Governors struggles on third down date back to their Pioneer Football League days. After breaking the 40 percent barrier on third down in 2012 for just the second time since 2001, the Govs' offense has slipped over the last two seasons, converting just 25 percent of third downs in 2014. However, the Govs were 7-of-15 on third down in the opener against Mercer, but followed that with a 2-of-16 showing at Southern Miss.



MALIK BOYNTON



BOYNTON BRINGS THE PAIN

■ Last season, Malik Boynton was one of the breakout stars on the offensive side of the, ranking second on the team in receptions (25) and in the top-25 nationally in kick return average (22.8 ypa). But a lack of depth in the secondary precipitated his move to the other side of the ball and he's responded with a flourish, earning a starting nod at weak safety for the season opener and leading all Governors with nine tackles (six solo) and enters Week 3 tied atop Austin Peay's leaderboard with 11 tackles.

■ NUMBERS NEVER LIE: APSU NCAA AND OVC STATISTICAL RANKINGS

Category	Number	NCAA	OVC
Scoring Offense	6.5	107th	8th
Scoring Defense	40.0	90th	7th
Total Offense	216.5	102nd	9th
Total Defense	475.5	89th	7th
Passing Offense	140.5	83rd	7th
Passing Yards Allowed	225.5	67th	5th
Passing Efficiency	112.16	68th	6th
Passing Efficiency Def.	131.47	59th	4th
Passing Yards/Comp.	9.06	96th	7th
Completion Percentage	60.8	36th	4th
Interceptions Thrown	2	57th	5th
Sacks Allowed	2	53rd	6th
Rushing Offense	76.0	98th	8th
Tackles For Loss Allowed	8.5	85th	7th
Rushing Defense	250.0	96th	8th
Tackles For Loss	4.5	82nd	8th
First Downs	28.0	85th	6th
First Downs Allowed	46.0	85th	5th
3rd Down Conversion Pct	29.0	80th	4th
3rd Down Conversion Def.	57.1	107th	9th
4th Down Conversion Pct.	50.0	39th	7th
4th Down Conversion Def.	50.0	45th	5th
Red Zone Offense	0.0	112th	9th
Red Zone Defense	.889	77th	7th
Fumbles Lost	0	1st	1st
Fumbles Recovered	2	26th	5th
Interceptions	1	54th	5th
Turnover Margin	0.5	36th	5th
Net Punting	31.94	92nd	6th
Kickoff Returns	17.20	91st	8th
Kickoff Return Def.	23.00	73rd	7th
Fewest Penalties/G	4.5	16th	2nd
Fewest Penalty Yards/G	39.5	18th	3rd
Time of Possession	32:35	35th	5th

■ RANK 'EM - FCS Coaches and Media Polls

Ranking	Coaches	Media
1.	Coastal Carolina	Jacksonville State
2.	North Dakota St.	Coastal Carolina
3.	Villanova	Sam Houston State
4.	Jacksonville State	North Dakota State
5.	Sam Houston State	Illinois State
6.	Illinois State	Villanova
7.	Montana	South Dakota State
8.	South Dakota State	Montana
9.	Montana State	Northern Iowa
10.	James Madison	Chattanooga
11.	Northern Iowa	Montana State
12.	Chattanooga	James Madison
13.	New Hampshire	New Hampshire
14.	Liberty	Eastern Washington
15.	Eastern Washington	Liberty
16.	Youngstown State	Youngstown State
17.	Southeastern Louisiana	Cal Poly
18.	Cal Poly	Fordham
19.	Fordham	Portland State
20.	Portland State	Southeastern Louisiana
21.	McNeese State	Eastern Kentucky
22.	Eastern Kentucky	Richmond
23.	Richmond	Indiana State
24.	Northern Arizona	Northern Arizona
25.	Indiana State	Harvard

ALL-TIME AGAINST THE 2015 SCHEDULE

MERCER

Overall: 0-2

H: 0-1 | A: 0-1

10/11/14	L, 21-49	A
9/5/15	L, 7-28	H

SOUTHERN MISS

Overall: 0-1

H: 0-0 | A: 0-1

9/12/15	L, 6-52	A
---------	---------	---

VANDERBILT

Overall: 0-1

H: 0-0 | A: 0-1

9/7/13	L, 3-38	A
--------	---------	---

EASTERN KENTUCKY

Overall: 4-42

H: 3-19 | A: 1-23

10/23/59	L, 7-21	A
10/22/60	L, 13-27	H
10/21/61	L, 7-21	A
10/20/62	L, 7-14	H
9/21/63	L, 0-14	A
9/19/64	W, 26-0	H
9/18/65	*L, 30-35	A
9/17/66	L, 15-33	H
9/29/67	L, 0-37	A
10/5/68	L, 20-21	H
10/4/69	L, 10-29	A
10/3/70	L, 7-38	H
10/2/71	L, 9-14	A
9/30/72	L, 6-21	H
9/29/73	L, 7-24	A
10/5/74	L, 9-22	H
10/4/75	L, 0-49	A
10/2/76	L, 13-27	H
10/1/77	W, 20-17	A
9/30/78	L, 0-14	H
9/29/79	L, 10-35	A
10/4/80	L, 10-23	H
10/3/81	L, 14-41	A
10/2/82	L, 18-27	H
10/1/83	L, 14-31	A
9/29/84	L, 3-20	H
10/5/85	L, 10-20	A
11/1/86	L, 17-27	H
10/31/87	L, 7-50	A
10/8/88	L, 10-56	H
10/7/89	L, 20-45	A
11/3/90	L, 14-38	H
11/16/91	L, 0-21	A
11/14/92	L, 14-45	H
9/25/93	L, 7-48	A
9/24/94	L, 14-27	H
11/11/95	L, 0-28	A
11/16/96	L, 10-24	H
9/27/97	L, 3-56	A
11/10/07	L, 14-28	H
9/27/08	L, 10-13 [OT]	A
10/24/09	W, 24-20	H
11/20/10	L, 3-17	A
9/24/11	W, 23-17	H
10/13/12	L, 14-45	A
10/5/13	L, 3-38	A

10/4/14 • L, 0-31 H

* - Eastern Kentucky forfeited its 1965 victory against Austin Peay following season's end.

EASTERN ILLINOIS

Overall: 3-12

H: 1-7 | A: 2-5

9/27/58	W, 21-6	H
9/26/59	W, 12-8	A
9/10/88	L, 0-44	A
9/2/89	L, 0-36	H
9/5/92	L, 9-14	H
8/31/95	L, 13-31	H
11/2/96	L, 7-42	H
10/25/97	L, 14-42	A
11/15/08	W, 15-13	A
9/26/09	L, 20-30	H
10/30/10	L, 10-28	A
10/29/11	L, 10-19	H
9/29/12	L, 15-65	A
10/10/13	L, 7-63	H
9/20/14	L, 7-63	A

MURRAY STATE

Overall: 14-34

H: 10-14 | A: 4-20

1953	L, 13-33	H
1954	L, 7-44	A
1955	L, 13-20	H
1956	L, 27-33	A
9/28/63	L, 0-14	A
9/25/64	W, 26-10	H
9/25/65	W, 23-6	A
9/24/66	W, 49-0	H
11/4/67	W, 37-20	A
11/9/68	W, 56-35	H
11/8/69	L, 41-53	A
11/7/70	W, 45-7	H
11/6/71	L, 6-16	A
11/4/72	W, 33-20	H
11/3/73	L, 19-31	A
11/9/74	L, 8-16	H
11/8/75	L, 10-14	A
11/6/76	L, 13-23	H
11/5/77	W, 13-0	A
11/4/78	W, 23-17	H
11/3/79	L, 10-24	A
11/8/80	W, 24-0	H
11/7/81	L, 29-34	A
11/6/82	L, 7-21	H
11/5/83	W, 17-16	H
11/3/84	L, 13-20 [OT2]	A
11/9/85	L, 6-14	H
11/22/86	L, 14-24	H
11/21/87	L, 0-40	A
11/19/88	L, 3-19	H
11/18/89	L, 43-49	A
11/17/90	L, 24-31 [OT3]	H
11/23/91	W, 27-9	H
10/3/92	L, 10-27	A
10/9/93	L, 14-38	A
10/8/94	L, 14-29	H
9/30/95	L, 17-45	H
10/5/96	L, 7-51	A
10/12/97	L, 0-51	A
11/12/05	L, 6-42	A

11/17/07 • W, 23-17 A

10/4/08	L, 12-32	H
11/7/09	L, 17-27	A
11/13/10	L, 35-61	H
11/12/11	L, 24-56	A
10/6/12	L, 14-52	H
10/18/13	L, 3-31	A
10/18/14	W, 20-13	H

UT MARTIN

formerly UT Junior College

Overall: 25-36-2

H: 13-18 | A: 9-15 | U: 3-3-2

1930	L, 0-30	U
11/26/31	T, 0-0	U
1932	T, 6-6	U
1936	L, 0-18	A
1936	L, 0-32	U
1937	L, 14-20	U
1938	W, 14-13	U
1939	W, 7-0	H
1940	W, 20-0	H
1941	W, 13-0	U
1946	W, 33-0	H
1946	W, 14-0	A
1947	W, 20-7	H
1948	W, 39-0	U
1959	L, 10-21	H
10/1/60	L, 7-13	A
9/30/61	L, 7-14	H
9/29/62	L, 0-16	A
11/23/63	W, 20-6	H
11/21/64	W, 35-0	A
11/20/65	W, 49-0	H
11/19/66	W, 17-13	A
11/23/67	L, 6-47	H
11/28/68	W, 9-7	A
9/13/69	L, 6-7	H
10/17/70	L, 21-22	A
10/16/71	L, 3-17	H
10/14/72	W, 18-6	A
10/27/73	L, 0-26	H
11/2/74	L, 26-31	A
11/1/75	L, 15-24	H
9/11/76	L, 0-24	A
9/10/77	L, 10-23	H
9/9/78	W, 21-14	A
9/8/79	W, 34-7	H
9/13/80	L, 20-24	A
11/21/81	W, 28-14	H
9/18/82	L, 14-17	H
9/10/83	W, 45-6	A
9/8/84	W, 13-10	H
9/14/85	W, 13-7	A
9/13/86	W, 36-0	H
9/12/87	L, 10-30	A
9/9/89	L, 0-21	A
9/8/90	L, 10-24	H
11/9/91	L, 28-34	A
11/21/92	W, 32-18	H
11/20/93	L, 33-39 [OT2]	H
11/19/94	W, 27-21	A
11/18/95	L, 28-31	A
11/23/96	W, 55-24	H
11/15/97	L, 26-36	H

ALL-TIME AGAINST THE 2015 SCHEDULE

8/28/03	L, 20-21	A
9/18/04	L, 14-31	H
9/30/06	L, 10-20	H
9/22/07	• W, 17-14	H
9/20/08	• L, 17-31	H
11/21/09	• L, 38-48	A
11/6/10	• L, 12-28	H
10/8/11	• L, 23-61	A
9/22/12	• L, 6-31	H
10/26/13	• L, 14-38	H
10/25/14	• L, 7-37	A

JACKSONVILLE STATE

Overall: 6-16-3

H: 4-6-2 | A: 2-10-1

1947	L, 6-7	A
1948	W, 14-13	H
1949	L, 7-19	A
1950	T, 13-13	H
1951	T, 6-6	A
1952	W, 20-7	H
1953	W, 47-16	A
1954	T, 14-14	H
1955	L, 0-20	A
1956	W, 7-0	H
1957	L, 0-20	A
1958	L, 6-8	H
1959	L, 14-15	A
10/15/60	W, 14-8	H
10/14/61	L, 6-21	A
10/27/62	L, 13-23	H
10/13/79	W, 21-13	A
10/11/07	• L, 9-42	H
11/1/08	• L, 22-35	A
10/31/09	• L, 10-28	H
10/23/10	• L, 3-56	A
10/15/11	• L, 14-44	H
11/10/12	• L, 23-38	A
11/2/13	• L, 10-42	H
11/1/14	• L, 0-56	A

TENNESSEE STATE

Overall: 6-11

H: 5-3 | A: 1-7

11/5/88	• W, 16-12	H
11/4/89	• L, 10-38	A
10/6/90	• L, 7-33	H
10/26/91	• W, 31-17	H
10/17/92	• L, 14-35	A
10/16/93	• L, 16-21	H
10/15/94	• L, 22-26	A
10/21/95	• W, 28-6	H
10/26/96	• L, 14-38	A
9/15/07	• L, 32-33 [OT]	H
10/18/08	• L, 34-37	A
11/14/09	• W, 24-21	H
9/18/10	• W, 26-23	A
10/1/11	• W, 37-34	H
9/15/12	• L, 14-34	A
11/9/13	• L, 6-31	A
11/8/14	• L, 27-31	H

SOUTHEAST MISSOURI

Overall: 6-13

H: 2-8 | A: 4-5

1953	L, 6-19	A
10/2/65	W, 50-7	H
10/1/66	W, 28-27	A
9/28/91	• W, 24-21	H
9/26/92	• W, 21-16	A
10/30/93	• L, 7-17	H
10/29/94	• L, 10-31	A
9/23/95	• L, 23-38	H
9/28/96	• L, 13-17	A
11/1/97	L, 0-31	H
9/2/06	L, 13-38	H
11/3/07	• W, 34-31 [OT2]	A
11/22/08	• L, 30-33	H
10/10/09	• W, 24-14	A
10/16/10	• L, 24-41	H
10/22/11	• L, 13-17	A
10/27/12	• L, 27-48	H
11/16/13	• L, 34-36	H
11/15/14	• L, 7-42	A

TENNESSEE TECH

Overall: 18-30

H: 8-16 | A: 10-13 | U: 0-1

1938	L, 0-27	A
1939	L, 0-25	U
1954	L, 13-27	H
1955	L, 6-37	A
1956	L, 7-17	H
11/16/63	• L, 13-28	A
11/14/64	• W, 29-0	H
11/13/65	• W, 23-12	A
11/12/66	• W, 20-15	H
11/11/67	• L, 13-38	A
11/16/68	• L, 0-10	H
11/15/69	• L, 20-56	A
11/14/70	• W, 10-6	H
11/13/71	• L, 12-37	A
11/11/72	• L, 7-19	H
11/10/73	• L, 12-31	A
11/16/74	• L, 7-28	H
11/15/75	• L, 0-20	A
11/13/76	• L, 13-31	H
11/12/77	• W, 24-21	A
11/11/78	• L, 14-28	H
11/10/79	• W, 21-14	A
11/15/80	• W, 13-10	H
11/14/81	• L, 24-29	A
11/13/82	• W, 31-27	H
11/12/83	• W, 21-7	A
11/10/84	• W, 27-7	H
11/16/85	• W, 24-20	A
11/15/86	• W, 23-13	A
9/26/87	• L, 9-14	H
11/12/88	• W, 10-6	A
11/11/89	• L, 15-17	H
11/10/90	• L, 14-20 [OT]	A
10/19/91	• L, 7-32	A
10/24/92	• L, 0-10	H
10/2/93	• L, 17-35	H
10/1/94	• W, 34-27	A
10/14/95	• W, 20-17	A
10/19/96	• L, 17-23	H
10/4/97	L, 3-36	H
10/6/07	• W, 30-27	A
10/25/08	• W, 31-28	H

10/3/09	• L, 23-31	A
10/9/10	• L, 21-34	H
11/19/11	• L, 7-49	A
11/17/12	• W, 38-31	H
11/23/13	• L, 0-34	A
11/22/14	• L, 15-41	H

2015 NUMERICAL ROSTER

No.	Ltr.	Name	Pos.	Ht.	Wt.	Class	Hometown/Previous School
1	**	Roderick OWENS	DB	5-11	184	Jr.	Memphis, Tenn. (Whitehaven HS)
1	*	Jared BEARD	WR	6-0	206	So.	Murfreesboro, Tenn. (Lancaster Christian Acad.)
2	*	Malik BOYNTON	DB	5-11	190	So.	Detroit, Mich. (Melvindale HS)
3		Jermer BRASWELL	WR	6-1	204	So.	Delray Beach, Fla. (Lake Worth HS)
3	*	Kyran MOORE	CB	5-10	155	So.	Bessemer, Ala. (McAdory HS)
4	*	Darrien BOONE	QB	6-2	196	So.	Chicago, Ill. (Hales Franciscan HS/CMU)
4		Leon ALEXANDER	DB	6-0	204	R-So.	Detroit, Mich. (Martin Luther King HS/Ohio)
5		Antwon EDMONDSON	WR	5-10	137	Fr.	Nashville, Tenn. (Maplewood HS)
5	*	DeKeivis PERRY	DB	5-9	176	So.	Nashville, Tenn. (Father Ryan HS)
6		Malik HARRIS	TE	6-5	272	R.Fr.	Omaha, Neb. (Omaha Central HS/Illinois State)
6		Mykhael SANFORD	S	5-9	195	Fr.	Daphne, Ala. (Daphne HS)
7	*	Mickey MACIUS	QB	6-2	200	So.	Arlington Heights, Ill. (La Lumiere School (Ind.))
7		Byron CARVER	DE	6-2	255	R-Fr.	Bowling Green, Ky. (Warren Central HS)
8	*	Trey TAYLOR	QB	6-3	215	R-Sr.	Cordova, Tenn. (Houston HS/Central Arkansas)
8		Donovan JACKSON	DB	5-9	170	Jr.	Detroit, Mich. (Loyola HS/Minnesota West CC)
9		LaRon GOLDEN	WR	6-0	211	So.	Gary, Ind. (Bowman Academy)
9		Devin STUART	DB	5-11	172	Fr.	Kingsport, Tenn. (Dobyns-Bennett HS)
10	**	Justin ROBERSON	RB	5-9	199	Jr.	Germantown, Tenn. (Germantown HS)
10	*	Coty EANES	DB	5-8	165	Jr.	Savannah, Tenn. (Hardin County HS)
11	*	Demarion ALLEN	DB	5-9	191	So.	Flint, Mich. (Carman-Ainsworth HS)
11		Zeandre FLOYD	WR	5-9	159	Fr.	Clarksville, Tenn. (West Creek HS)
12	**	Timarious MITCHELL	QB	6-0	205	R-Jr.	Memphis, Tenn. (Whitehaven HS)
12		Dontavious FORT-MERRIWEATHER	DB	5-10	175	R-Fr.	Clarksville, Tenn. (Northeast HS)
13	**	Mikhail CREECH	DB	6-2	207	Sr.	Chattanooga, Tenn. (Ooltewah HS)
14		Jamel JACKSON	DB	5-9	177	So.	Cocoa, Fla. (Cocoa HS)
15	*	Wesley THOMAS	WR	6-0	208	So.	South Bend, Ind. (Clay HS)
16	*	Zach STUART	LB	6-2	212	So.	Knoxville, Tenn. (West HS)
17	*	Jeremiah MITCHELL	S	6-1	211	So.	Matteson, Ill. (Rich Central HS)
17		Tay MULLINS	QB	5-9	217	Jr.	Marietta, Ga. (South Cobb HS/North Carolina A&T)
18	**	Damien WHITFIELD	DB	6-1	183	Jr.	McCalla, Ala. (McAdory HS)
19		Nolan CHOWBAY	QB	6-2	174	Fr.	Mt. Juliet, Tenn. (Mt. Juliet HS)
20		Carliss SETTLES	DB	5-9	174	Fr.	Cordova, Tenn. (Harding Academy)
21	**	Rashaan COLEMAN	WR/RB	5-9	188	Jr.	Portage, Ind. (Portage HS)
22		Kendall MORRIS	RB	5-10	188	R-Fr.	St. Peters, Mo. (Francis Howell Central HS)
23	*	Devon JONES	S	6-3	210	Jr.	East St. Louis, Ill. (Lake County (Tenn.) HS)
24	*	Otis GERRON	RB	5-10	204	So.	Burns, Tenn. (Dickson County HS)
25		Isaiah MCDANIEL	DB	5-10	195	R.Fr.	Knoxville, Tenn. (Bearden HS/Tennessee)
26		Kyle WALLACE	DB	5-11	195	Fr.	Chicago, Ill. (Hales Franciscan HS)
27	*	David WALL	DB	5-9	202	So.	Hammond, Ind. (Morton HS)
28		Taye DAVIS	RB	6-3	237	Fr.	Lebanon, Tenn. (Lebanon HS)
29		Mikal BALLARD	WR	5-11	177	Fr.	Louisville, Ky. (Seneca HS)
31		Jaleel STUBBS	RB	5-9	182	Fr.	Woodlawn, Tenn. (Clarksville Academy)
32	**	Julian FRANKLIN	RB	5-9	196	Jr.	Fairview, Tenn. (Fairview HS)
33		Jerome JONES	RB	5-9	195	R-So.	Clarksville, Tenn. (Northeast HS/Bethel)
34		Marvin FRANKLIN	RB	5-11	176	Fr.	Brownstown, Mich. (Oscar A. Carlson HS)
35		Christian BERRY	RB	5-7	169	Fr.	Clarksville, Tenn. (Fort Campbell HS)
36		Gunnar SCHOLATO	LB	6-2	230	R-Fr.	Hendersonville, Tenn. (Pope John Paul II HS/WKU)
37		Jarrett GIACCHINO	LS	6-2	208	Fr.	Bourbonnais, Ill. (Bradley-Bourbonnais Community HS)
39		James BOND	S	5-11	181	Fr.	Jackson, Tenn. (Trinity Christian Academy)
40	***	Corey TEAGUE	DE	6-0	256	Sr.	LaVergne, Tenn. (Ezell Harding HS)
41	*	Benedict LOUIS	LB	5-11	236	So.	Marietta, Ga. (Lassiter HS)
42	**	Evan TOBY	PK	6-0	163	R-Jr.	Maryville, Tenn. (Maryville HS)
43	*	Tyler SCHNEIDER	DE	6-3	231	So.	Hainesport, N.J. (Rancocas Valley Regional HS)
44	*	Nicholis MATIERE-BEY	DT	6-0	283	So.	Flint, Mich. (Flint Southwestern Academy)
45	***	Adam NOBLE	LB	6-2	224	R-Sr.	Springfield, Mo. (Glendale HS)
46		Brad BROWN	LB	6-1	222	R-So.	Windermere, Fla. (West Orange HS/Stetson)
47		Shaun WHITTINGHILL	DE	6-4	226	Fr.	Louisville, Ky. (Moore Traditional School)
48		Emmitt THOMAS	LB	5-10	223	Fr.	Memphis, Tenn. (Harding Academy)
49		Trent STORY	LB	6-0	204	Fr.	Binghamton, N.Y. (Maine-Endwell HS)
50	**	Antonio TURNER	LB	6-1	221	Jr.	Louisville, Ky. (Western HS)
53		AJ WILLIAMS	LB	6-0	225	Fr.	Chicago, Ill. (Kernwood Academy)
54		Lamarcus BOALES	DT	6-0	332	R-Fr.	Lexington, Tenn. (Lexington HS)
55		Ethan SELF	OL	6-2	287	Fr.	Melbourne, Fla. (Melbourne Central Catholic HS)
60		Darryl JOHNSON	OL	6-3	302	So.	Flint, Mich. (Carman-Ainsworth HS)
61		Ryan SINKLER	OL	6-1	297	Jr.	Kansas City, Mo. (Bishop Miege HS/Coffeyville CC)
62		Brady DORRIS	OL	6-2	299	R-Fr.	Greenbrier, Tenn. (Greenbrier HS)
63		Connor MASSEY	OL	6-5	325	Fr.	Ozark, Mo. (Ozark HS)

ALPHABETICAL

No.	Name	Pos.
4	Leon ALEXANDER	DB
11	Demarion ALLEN	DE
29	Mikal BALLARD	WR
1	Jared BEARD	WR
35	Christian BERRY	RB
85	Logan BIRCHFIELD	K/P
54	LaMarcus BOALES	DT
39	James BOND	DB
4	Darrien BOONE	QB
2	Malik BOYNTON	DB
3	Jermer BRASWELL	WR
46	Brad BROWN	LB
7	Byron CARVER	DE
65	Zack CASE	OL
73	Chad CESSNA	OL
19	Nolan CHOWBAY	QB
88	James COLEMAN	TE
21	Rashaan COLEMAN	RB/WR
13	Mikhail CREECH	DB
83	Juan DAVIS	WR
28	Taye DAVIS	RB
62	Brady DORRIS	OL
5	Antwon EDMONDSON	WR
10	Coty EANES	DB
69	Max EWOLDT	OL
11	Zeandre FLOYD	WR
78	Jaylen FLYE-SADLER	OL
12	Dontavious FORT-MERRIWEATHER	DB
32	Julian FRANKLIN	RB
34	Marvin FRANKLIN	RB
79	Bernard GAULDIN	OL
24	Otis GERRON	RB
37	Jarrett GIACCHINO	LS
67	Byron GLASS	OL
9	LaRon GOLDEN	WR
74	Franklin GREEN	OT
6	Malik HARRIS	TE
89	Andrew HEDGER	TE
87	Michael HOOVER	TE
92	John HOUSTON Jr.	DL
97	Jim IRWIN	TE
8	Donovan JACKSON	DB
14	Jamel JACKSON	DB
98	Branden JOHNSON	DT
60	Darryl JOHNSON	OL
23	Devon JONES	S
33	Jerome JONES	RB
93	Hunter LANE	DL
41	Benedict LOUIS	LB
7	Mickey MACIUS	QB
63	Connor MASSEY	OL
44	Nicholis MATIERE-BEY	DT
76	Nico MAYS	OT
25	Isaiah MCDANIEL	DB
70	Tyler MILES	OG
17	Jeremiah MITCHELL	LB
12	Timarious MITCHELL	QB
3	Kyran MOORE	CB
94	Trevore MOREHEAD	DL
22	Kendall MORRIS	RB
17	Tay MULLINS	QB
45	Adam NOBLE	LB
1	Roderick OWENS	CB
71	Jule PACE	DL
91	Steven PAPPADAKES	DE
95	Taylor PARRIS	DE

2015 NUMERICAL ROSTER

ALPHABETICAL

65	Zack CASE	OL	6-4	276	Fr.	Gallatin, Tenn. (Gallatin HS)
67	Byron GLASS	OL	6-2	286	Fr.	Acworth, Ga. (Harrison HS)
69	* Max EWOLDT	OL	6-5	316	R-So.	Blaine, Tenn. (Grainger HS)
70	** Tyler MILES	OL	6-3	321	R-Jr.	Johnson City, Tenn. (Science Hill HS)
71	* Jule PACE	DE	6-1	284	So.	Clarksville, Tenn. (West Creek HS)
72	Hunter SCHMEISSER	OL	6-3	332	Fr.	Brentwood, Tenn. (Brentwood HS)
73	Chad CESSNA	OL	6-5	262	Fr.	Hopkinsville, Ky. (Hopkinsville HS)
74	Franklin GREEN	OT	6-8	301	R-Fr.	St. Peters, Mo. (Ft. Zumwalt East HS)
75	Ryan ROCKENSUESS	OL	6-5	308	Fr.	Troy, Mich. (Troy Athens HS)
76	Nico MAYS	DL	6-1	296	R-Fr.	Gallatin, Tenn. (Gallatin HS)
78	Jaylen FLYE-SADLER	OL	6-8	327	Fr.	Cape Girardeau, Mo. (Cape Central HS)
79	* Bernard GAULDIN	OT	6-6	287	Sr.	Ridgely, Tenn. (Lake County HS/Coll. of Dupage)
81	* Alex PRICE	WR	5-8	167	So.	Mt. Juliet, Tenn. (Wilson Central HS)
82	Blake SCHNIEDERS	WR	5-11	171	Jr.	Shawnee, Kan. (Bishop Miege HS/Coffeyville CC)
83	Juwan DAVIS	WR	6-3	198	Fr.	Antioch, Tenn. (Hillsboro HS)
85	Logan BIRCHFIELD	K/P	5-10	153	Fr.	Elizabethton, Tenn. (Elizabethton HS)
85	* B.J. WILSON	WR	5-9	188	So.	Nashville, Tenn. (Palm Beach Atlantic)
86	** Trey SALISBURY	TE	6-5	239	R-Jr.	Lebanon, Tenn. (Smith County HS)
87	Michael HOOVER	TE	6-4	214	R-Fr.	Canton, Mich. (Salem Canton HS)
88	* James COLEMAN	TE	6-4	263	So.	Ford Heights, Ill. (Bloom Trail HS)
89	Andrew HEDGER	TE	6-5	257	Fr.	Lakeside Park, Ky. (Dixie Heights HS)
90	Zach ROBERTS	DL	6-1	243	Fr.	Nashville, Tenn. (Montgomery Bell Academy)
91	Steven PAPPADAKES	DE	6-3	253	Fr.	Rocky River, Ohio (Rocky River HS)
92	*** John HOUSTON Jr.	DE	6-2	274	R-Sr.	Nashville, Tenn. (East Literature HS)
93	Hunter LANE	DL	6-2	257	Fr.	Knoxville, Tenn. (Gibbs HS)
94	Trevor MOREHEAD	DL	6-1	319	Fr.	Chaffee, Mo. (Chaffee HS)
95	* Taylor PARRIS	DE	6-1	255	So.	Lafayette, Ga. (Lafayette HS)
97	Jim IRWIN	TE	6-4	264	Fr.	Clarksville, Tenn. (Rossvieview HS)
98	Branden JOHNSON	DT	6-3	270	Fr.	Edgewood, Ky. (Dixie Heights HS)
99	** Gino ROBERSON	DT	6-2	326	Sr.	Buffalo, N.Y. (Buffalo Academy)

5	Dekeivis PERRY	DB
81	Alex PRICE	WR
99	Gino ROBERSON	DL
10	Justin ROBERSON	WR
90	Zach ROBERTS	DL
75	Ryan ROCKENSUESS	OL
86	Trey SALISBURY	TE
6	Mykhael SANFORD	S
72	Hunter SCHMEISSER	OL
43	Tyler SCHNEIDER	DE
82	Blake SCHNIEDERS	WR
36	Gunnar SCHOLATO	LB
55	Ethan SELF	OL
20	Carliss SETTLES	DB
61	Ryan SINKLER	OL
49	Trent STORY	LB
9	Devin STUART	DB
16	Zach STUART	LB
31	Jaleel STUBBS	RB
8	Trey TAYLOR	QB
40	Corey TEAGUE	DE
48	Emmitt THOMAS	LB
15	Wesley THOMAS	WR
42	Evan TOBY	PK
50	Antonio TURNER	LB
27	David WALL	DB
26	Kyle WALLACE	DB
18	Damien WHITFIELD	DB
47	Shaun WHITTINGHILL	DE
53	AJ WILLIAMS	LB
85	B.J. WILSON	WR

PRONUNCIATION GUIDE

Student-Athletes

Demarion Allen	duh-MAR-ee-on
Mikal Ballard	My-KALE
Malik Boynton	Prefers 'Lik' (Leek) in spoken form
Jermer Braswell	jer-MEER
Mikhail Creech	Muh-Kail
Coty Eanes	Eens
Max Ewaldt	EE-wolt
Zeandre Floyd	Zee-ahn-dray
Bernard Gauldin	GAAL-din
Otis Gerron	GAIR-un
Jarrett Giacchino	Juh-KEY-no

Devon Jones	DEV-on
Mickey Macius	may-SHUS
Nicholis Matiere-Bey	ma-TEE-ay Bay
Timarious Mitchell	tuh-MARE-ee-us
Steven Pappadakes	pa-pa-DAH-kiss
Dekeivis Perry	duh-KEY-viss
Roberson (Geno and Justin)	RO-bur-son
Mykhael Sanford	My-KALE
Hunter Schmeisser	Sh-MY-sur
Tyler Schneider	Sh-nye-dur
Blake Schnieders	Sh-nee-durs
Gunnar Scholato	Show-LAH-toe

Coaches

Leron Eaddy	leh-RON EE-dee
Marcus Gildersleeve	gill-dur-sleeve
Jason Palermo	puh-lair-moe
Kyran Weaver	kie-ran

COACHING STAFF

Name	Position Responsibilities	at Austin Peay	Alma Mater, Year	On Game Day
Kirby Cannon	Head Coach	2nd season	Missouri State, 1981	Sidelines
Josh Richards	Assistant Coach Offensive Coordinator	2nd Season	Central Methodist, 1997	Sidelines
Bobby Brockley	Assistant Coach Tight Ends	2nd season	Worcester State, 1996	Press Box
Leron Eaddy	Assistant Coach Defensive Backs	1st season	Central Michigan, 2012	Sidelines
Marcus Gildersleeve	Assistant Coach Wide Receivers	10th season	Virginia Tech, 2000	Press Box
Brandon Jordan	Assistant Coach Defensive Line	1st season	Missouri S&T, 2009	Sidelines
Jason Palermo	Assistant Coach Offensive Line	3rd season	Wisconsin, 2005	Sidelines
J.D. Sellers	Assistant Coach Running Backs	5th season	Austin Peay, 2010	Sidelines
Kyran Weaver	Assistant Coach Linebackers	2nd season	Missouri S&T, 2006	Sidelines

KIRBY CANNON

Position: Head Coach • **Experience:** Third Season

Career Record: 36-111 • **APSU Record:** 1-25 • **Alma Mater:** Missouri State, 1981



When Kirby Cannon was hired as Austin Peay's 18th head coach in March 2013, he brought a deserved-reputation as a program builder.

Now in his third season, Cannon has two recruiting classes under his belt, including a 2015 class brought in to bolster a depleted offensive line, Cannon has elevated the talent level at Austin Peay. Results on the field are expected to follow as the Gobs build on the momentum of the reopening of Governors Stadium and snapping the nation's longest losing streak last season.

Cannon's APSU arrival came after the Alexandria, Mo., native spent three seasons as secondary coach at Central Michigan, an FBS school, and was part of a rebuilding process that culminated in December 2012 with the Chippewas defeating Western Kentucky-their fourth straight win-in the Little Caesars Pizza Bowl in Detroit.

That victory concluded a stay for Cannon in Mt. Pleasant that came after fulfilling a longtime promise of working with former coaching cohort, Don Enos. Several members of that staff once coached together at Northern Michigan in the mid-1990s and vowed to come together if one was able to land a major college coaching position. Enos took over as Central Michigan head coach in 2010.

APSU's coach sees similarities between APSU and his first head-coaching stop Missouri S&T program (formerly known as Missouri-Rolla). He took over a Miners program in 1999 that had won seven games over the previous four seasons. The rebuilding effort took patience at the engineering school but the Miners recorded winning seasons in three of his last five seasons, including a 7-4 2005 record, marking the program's first winning campaign since 1985.

Cannon was named Independent Football Alliance Coach of the Year in 2005 – a season that included a decisive victory against the Governors in Clarksville. When the Miners came back with a 6-5 2006 record, including another victory against the Gobs, it completed the first back-to-back winning seasons for the program since 1984-85.

Two seasons after Missouri S&T became a founding member of the Great Lakes Football Conference Cannon was named GLFC Coach of the Year in 2008 after leading the Miners a 7-4 overall mark and their first conference title since 1983.

While there, Cannon coached the program's first defensive back to earn All Mid-America Athletic Conference honors in more than a decade.

He also coached three players that earned Academic All-America honors along with 27 who earned academic all-district.

"Kirby has the reputation of building programs, both as a head coach and assistant throughout his career," then-APSU Athletics Director Dave Loos said. "More recently he did so as head coach at Rolla (Missouri S&T), where they had not had a winning team in years before he arrived, and then was part of a Central Michigan program the last three years that had to rebuild, with it ending with them gaining a bowl bid. Kirby understands how to build a program and will be able to build upon our existing foundation.

"He also has also has the reputation of being a man of great character. We look forward to him leading our football program."

The 2005 squad owned a quarterback who passed for 499 yards against the Governors and who went on to set several Miners records. The 2006 S&T club led Division II in passing and defeated three teams, including the Governors, from the NCAA 1-AA ranks. The 2008 team that won the GLFC led the league in total offense and ranked 12th nationally, averaging 449.5 yards per game. The Miners also ranked 13th nationally in scoring in 2008, averaging 37.1 points per game.

"Kirby has a proven track record of not being married to a system, he is someone who will coach to the talent he has," Loos said. "When we saw Rolla here (2005), he spread the field because he had a quarterback who could really throw the football. He also has had teams that have been able to run the football quite well."

Cannon is a 1981 graduate of Missouri State, with a bachelor's of science degree in physical education, Cannon played

CANNON YEAR-BY-YEAR

Year	School	Record	Pct.	Conf.	Pct.	Place	Conference/Notes/Records/Milestones
1999	Missouri S&T	0-11	.000	0-9	.000	10th	MIAA
2000	Missouri S&T	2-9	.181	0-9	.000	10th	MIAA
2001	Missouri S&T	2-9	.181	0-9	.000	10th	MIAA
2002	Missouri S&T	0-11	.000	0-9	.000	10th	MIAA
2003	Missouri S&T	0-11	.000	0-9	.000	10th	MIAA
2004	Missouri S&T	3-8	.272	2-7	.222	t8th	MIAA
2005	Missouri S&T	7-4	.636	—	—	—	Independent
2006	Missouri S&T	6-5	.545	2-2	.500	4th	GLFC
2007	Missouri S&T	4-7	.364	3-2	.600	t3rd	GLFC
2008	Missouri S&T	7-4	.636	3-1	.750	1st	GLFC champion (first conference title since 1983)
2009	Missouri S&T	4-7	.374	2-1	.667	2nd	GLFC
2013	Austin Peay	0-12	.000	0-9	.000	10th	OVC
2014	Austin Peay	1-11	.083	1-7	.125	9th	OVC
2015	Austin Peay	0-2	.000	0-0	.000	—	OVC
Totals	12 seasons	36-111	.245	13-73	.151		

quarterback for the Bears but starred on the mound in baseball, being inducted into the school's Athletics Hall of Fame in 2011.

But Cannon's coaching career all has been on the gridiron. After spending 1983-84 in the high school ranks (Ozark High School) in southwest Missouri, he began his college coaching career as a graduate assistant at Iowa State in 1983. He was at Iowa State two seasons before being named defensive coordinator at North Central College (Ill.) in 1985. He also coached the defensive backs at North Central from 1985-88.

Cannon moved to Northeast Missouri (now Truman State) in 1989, where he served as the defensive backs coach and recruiting coordinator for four seasons. The duties of defensive coordinator were added for the 1993 and 1994 campaigns.. Northeast Missouri qualified for three Division II playoffs appearances during his six seasons on staff.

In 1995, Cannon was named assistant head coach, defensive coordinator and recruiting coordinator at Northern Michigan. He worked directly with the defensive backs both seasons, and he served on the same staff as Enos in 1996. Northern Michigan finished 7-3 in both 1995 and 1996.

Cannon spent the 1997-98 seasons coaching defensive backs at Western Illinois. He helped lead the program to back-to-back Gateway Conference championships and a berth in the 1998 Division I-AA national semifinals. Western Illinois finished both the 1997 and 1998 seasons ranked in the top three nationally in the Division I-AA polls. From there, he returned to his home state to gain his first college head coaching position in Rolla.

Cannon and his wife, Lisa, are the parents of one son, Josh.



CANNON FODDER

CAREER NOTES

- A two-sport standout at Missouri State, Cannon played quarterback for the Bears (1976-79) while also serving as the ace pitcher for a team that advanced to the Division II World Series.
- Cannon was inducted into the Missouri State Athletics Hall of Fame in Feb. 2011.
- When Cannon led then-Missouri-Rolla to a 7-4 mark in 2005 it was the Miners first winning season since 1985.
- Cannon was chosen Great Lakes Football Conference Coach of the Year in 2008.

PLAYING EXPERIENCE

1976-79, Missouri State

EDUCATION

Missouri State (B.S., physical education), 1981
Iowa State (M.S., sports administration), 1985

COACHING EXPERIENCE

1981-82, Ozark (Mo.) HS, Defensive Coordinator
1983-1984, Iowa State, Graduate Assistant
1985-1988, North Central, Defensive Coordinator/Defensive Backs
1989-1992, Truman State, Defensive Backs/ Recruiting Coordinator
1993-1994, Truman State, Defensive Coordinator/Defensive Backs/Recruiting Coordinator
1995-1996, Northern Michigan, Assistant Head Coach/Defensive Coordinator/Recruiting Coordinator
1997-1998, Western Illinois, Defensive Backs
1999-2009, Missouri S&T, Head Coach (35-86)
2010-2013, Central Michigan, Secondary
2013-Present, Austin Peay, Head Coach

2015 STATISTICS

OVERALL: 0-2 | OVC: 0-0 | Home: 0-1 | Road: 0-1

TEAM STATISTICS

	AP	OPP
SCORING	13	80
Points Per Game	6.5	40.0
Points Off Turnovers	7	14
FIRST DOWNS	28	46
Rushing	8	19
Passing	14	19
Penalty	6	8
RUSHING YARDAGE	152	500
Yards gained rushing	214	519
Yards lost rushing	62	19
Rushing Attempts	81	75
Average Per Rush	1.9	6.7
Average Per Game	76.0	250.0
TDs Rushing	0	6
PASSING YARDAGE	281	451
Comp-Att-Int	31-51-2	39-67-1
Average Per Pass	5.5	6.7
Average Per Catch	9.1	11.6
Average Per Game	140.5	225.5
TDs Passing	2	4
TOTAL OFFENSE	433	951
Total Plays	132	142
Average Per Play	3.3	6.7
Average Per Game	216.5	475.5
KICK RETURNS: #-Yards	10-172	4-92
PUNT RETURNS: #-Yards	2-5	9-39
INT RETURNS: #-Yards	1-32	2-76
KICK RETURN AVERAGE	17.2	23.0
PUNT RETURN AVERAGE	2.5	4.3
INT RETURN AVERAGE	32.0	38.0
FUMBLES-LOST	1-0	3-2
PENALTIES-Yards	9-79	10-110
Average Per Game	39.5	55.0
PUNTS-Yards	17-582	5-198
Average Per Punt	34.2	39.6
Net punt average	31.9	34.6
KICKOFFS-Yards	4-224	14-865
Average Per Kick	56.0	61.8
Net kick average	33.0	44.1
TIME OF POSSESSION/Game	32:36	27:24
3RD-DOWN Conversions	9/31	16/28
3rd-Down Pct	29%	57%
4TH-DOWN Conversions	2/4	1/2
4th-Down Pct	50%	50%
SACKS BY-Yards	0-0	4-28
MISC YARDS	0	0
TOUCHDOWNS SCORED	2	11
FIELD GOALS-ATTEMPTS	0-1	1-5
ON-SIDE KICKS	0-0	0-0
RED-ZONE SCORES	(0-1) 0%	(8-9) 89%
RED-ZONE TOUCHDOWNS	(0-1) 0%	(7-9) 78%
PAT-ATTEMPTS	(1-2) 50%	(11-11) 100%
ATTENDANCE	5814	23042
Games/Avg Per Game	1/5814	1/23042
Neutral Site Games		0/0

SCORE BY QUARTERS

	1st	2nd	3rd	4th	Total
Austin Peay	6	7	0	0	13
Opponents	7	28	28	17	80

SCHEDULE AND RESULTS

Date	Opponent	Score	Attend.
Sept. 5	MERCER	7-28	5814
Sept. 12	at Southern Miss	6-52	23042

*HC-Homecoming; *-OVC Games*

RUSHING

NAME	GP	Att	Gain	Loss	Net	Avg	TD	Long	Avg/G
MORRIS,Kendall	2	19	60	3	57	3.0	0	13	28.5
GERRON,Otis	2	16	54	13	41	2.6	0	14	20.5
DAVIS,Taye	2	22	32	11	21	1.0	0	6	10.5
TAYLOR,Trey	2	15	49	31	18	1.2	0	14	9.0
ROBERSON,Justin	2	5	13	0	13	2.6	0	8	6.5
FRANKLIN,Julian	1	1	5	0	5	5.0	0	5	5.0
CHOWBAY,Nolan	2	1	1	0	1	1.0	0	1	0.5
TEAM	2	2	0	4	-4	-2.0	0	0	-2.0
Total.....	2	81	214	62	152	1.9	0	14	76.0
Opponents.....	2	75	519	19	500	6.7	6	75	250.0

PASSING

NAME	G	Effic	Com-Att-Int.	Pct.	Yds	TD	Lng	Avg/G
TAYLOR,Trey	2	114.41	31-50-2	62.0	281	2	44	140.5
CHOWBAY,Nolan	2	0.00	0-1-0	0.0	0	0	0	0.0
Total.....	2	112.16	31-51-2	60.8	281	2	44	140.5
Opponents.....	2	131.47	39-67-1	58.2	451	4	49	225.5

RECEIVING

NAME	G	No.	Yds	Avg	TD	Long	Avg/G
THOMAS,Wesley	2	9	64	7.1	0	24	32.0
BEARD,Jared	2	7	85	12.1	1	23	42.5
DAVIS,Juwan	2	5	44	8.8	0	23	22.0
COLEMAN,Rashaan	2	3	58	19.3	1	44	29.0
SALISBURY,Trey	2	2	7	3.5	0	4	3.5
IRWIN,Jim	1	1	9	9.0	0	9	9.0
COLEMAN,James	1	1	7	7.0	0	7	7.0
BRASWELL,Jermer	2	1	5	5.0	0	5	2.5
DAVIS,Taye	2	1	5	5.0	0	5	2.5
GERRON,Otis	2	1	-3	-3.0	0	0	-1.5
Total.....	2	31	281	9.1	2	44	140.5
Opponents.....	2	39	451	11.6	4	49	225.5

2015 STATISTICS

■ PUNT RETURNS

NAME	No.	Yds	Avg	TD	Long
COLEMAN,Rashaan	2	5	2.5	0	5
Total.....	2	5	2.5	0	5
Opponents.....	9	39	4.3	0	7

■ KICK RETURNS

NAME	No.	Yds	Avg	TD	Long
ROBERSON,Justin	8	141	17.6	0	33
BRASWELL,Jermer	1	11	11.0	0	11
THOMAS,Wesley	1	12	12.0	0	12
COLEMAN,Rashaan	0	8	0.0	0	8
Total.....	10	172	17.2	0	33
Opponents.....	4	92	23.0	0	28

■ PUNTING

NAME	No.	Yds	Avg	Long	TB	FC	I20	Blkd
TOBY,Evan	8	343	42.9	60	0	0	1	1
BIRCHFIELD,Logan	4	132	33.0	42	0	1	1	0
TEAM	2	0	0.0	0	0	0	0	0
CHOWBAY,Nolan	2	70	35.0	43	0	0	1	0
TAYLOR,Trey	1	37	37.0	37	0	0	0	1
Total.....	17	582	34.2	60	0	1	3	2
Opponents.....	5	198	39.6	52	1	0	1	0

■ KICKOFFS

NAME	No.	Yds	Avg	TB	OB	Ret	Net	YdLn
TOBY,Evan	2	113	56.5	0	0			
BIRCHFIELD,Logan	2	111	55.5	0	0			
Total.....	4	224	56.0	0	0	92	33.0	32
Opponents.....	14	865	61.8	3	0	172	44.1	20

■ FIELD GOALS

NAME	FG-A	1-19	20-29	30-39	40-49	50+	Lg	Blk
BIRCHFIELD,Logan	0-1	0-0	0-1	0-0	0-0	0-0	0	0

■ FIELD GOAL SEQUENCE BY GAME

Opponent	Austin Peay	Opponents
Mercer	-	45,45
Southern Miss	25	49,31,(28)
Vanderbilt	-	-
Eastern Kentucky	-	-
Eastern Illinois	-	-
Murray State	-	-
UT Martin	-	-
Jacksonville State	-	-
Tennessee State	-	-
Southeast Missouri	-	-
Tennessee Tech	-	-

■ SCORING

NAME	TD	FGs	PAT				Pass	DXP	Saf	Pts
			Kick	Rush	Rcv	PAT				
BEARD,Jared	1	0-0	0-0	0-0	0	0-0	0	0	6	
COLEMAN,Rashaan	1	0-0	0-0	0-0	0	0-0	0	0	6	
BIRCHFIELD,Logan	0	0-1	1-2	0-0	0	0-0	0	0	1	
Total.....	2	0-1	1-2	0-0	0	0-0	0	0	13	
Opponents.....	11	1-5	11-11	0-0	0	0-0	0	0	80	

■ ALL-PURPOSE

NAME	G	Rush	Rec	PR	KOR	IR	Tot	Avg/G
ROBERSON,Justin	2	13	0	0	141	0	154	77.0
BEARD,Jared	2	0	85	0	0	0	85	42.5
THOMAS,Wesley	2	0	64	0	12	0	76	38.0
COLEMAN,Rashaan	2	0	58	5	8	0	71	35.5
MORRIS,Kendall	2	57	0	0	0	0	57	28.5
DAVIS,Juwan	2	0	44	0	0	0	44	22.0
GERRON,Otis	2	41	-3	0	0	0	38	19.0
OWENS,Roderick	2	0	0	0	0	32	32	16.0
DAVIS,Taye	2	21	5	0	0	0	26	13.0
TAYLOR,Trey	2	18	0	0	0	0	18	9.0
BRASWELL,Jermer	2	0	5	0	11	0	16	8.0
IRWIN,Jim	1	0	9	0	0	0	9	9.0
COLEMAN,James	1	0	7	0	0	0	7	7.0
SALISBURY,Trey	2	0	7	0	0	0	7	3.5
FRANKLIN,Julian	1	5	0	0	0	0	5	5.0
CHOWBAY,Nolan	2	1	0	0	0	0	1	0.5
TEAM	2	-4	0	0	0	0	-4	-2.0
Total.....	2	152	281	5	172	32	642	321.0
Opponents.....	2	500	451	39	92	76	1158	579.0

■ TOTAL OFFENSE

NAME	G	Plays	Rush	Pass	Total	Avg/G
TAYLOR,Trey	2	65	18	281	299	149.5
MORRIS,Kendall	2	19	57	0	57	28.5
GERRON,Otis	2	16	41	0	41	20.5
DAVIS,Taye	2	22	21	0	21	10.5
ROBERSON,Justin	2	5	13	0	13	6.5
FRANKLIN,Julian	1	1	5	0	5	5.0
CHOWBAY,Nolan	2	2	1	0	1	0.5
TEAM	2	2	-4	0	-4	-2.0
Total.....	2	132	152	281	433	216.5
Opponents.....	2	142	500	451	951	475.5

2015 STATISTICS

DEFENSE

NAME	GP	Solo	Ast	Total	TFL-Yds	QBS-Yds	INT-Yds	PBU	QBH	Rcv-Yds	FF	Kick	Saf
2 BOYNTON, Malik	2	8	3	11	0.5-0	.	.	1
1 OWENS, Roderick	2	8	3	11	.	.	1-32	3
44 MATIERE-BEY, Nicholis	2	5	5	10	1.5-4
11 ALLEN, Demarion	2	5	5	10	1.0-4	1-0	.	.	.
50 TURNER, Antonio	2	4	4	8	1.5-5
18 WHITFIELD, Damien	2	8	.	8	1	.	.
99 ROBERSON, Gino	2	2	5	7	1.0-1	.	.	.	1
71 PACE, Jule	2	2	4	6	0.5-1
5A PERRY, DeKevis	2	5	1	6
45 NOBLE, Adam	2	3	3	6	1.0-1
36 SCHOLATO, Gunnar	2	3	3	6
41 LOUIS, Benedict	2	3	2	5	1	.	.
17 MITCHELL, Jeremiah	2	3	2	5	0.5-2
27 WALL, David	2	4	1	5	1-0	.	.	.
8A JACKSON, Donovan	2	2	3	5	.	.	.	1
16 STUART, Zach	2	3	2	5	1
43 SCHNEIDER, Tyler	2	3	1	4	0.5-1	.	.	.	1
7A CARVER, Byron	2	2	.	2
3A MOORE, Kyran	1	2	.	2	.	.	.	1
98 JOHNSON, Branden	1	1	1	2	1.0-1
25 McDANIEL, Isaiah	2	1	1	2
13 CREECH, Mikhail	2	1	1	2
39 BOND, James	2	1	1	2
40 TEAGUE, Corey	2	.	2	2
23 JONES, Devon	2	1	.	1
92 HOUSTON Jr, John	2	.	1	1
54 BOALES, LaMarcus	1	1	.	1
95 PARRIS, Taylor	2	1
Total.....	2	81	54	135	9-20	0-0	1-32	7	3	2-0	2	.	.
Opponents.....	2	88	52	140	17.0-61	4-28	2-76	4	2	.	.	2	.

INTERCEPTIONS

INTERCEPTIONS	No.	Yds	Avg	TD	Long
OWENS, Roderick	1	32	32.0	0	32
Total.....	1	32	32.0	0	32
Opponents.....	2	76	38.0	1	76

■ AUSTIN PEAY INDIVIDUAL SINGLE-GAME SUPERLATIVES

NAME	No.	Player-Opponent (Date)
Rushes	17	MORRIS,Kendall at Southern Miss (Sep 12, 2015)
Yards Rushing	54	MORRIS,Kendall at Southern Miss (Sep 12, 2015)
TD Rushes	0	
Long Rush	14	GERRON,Otis vs Mercer (Sep 05, 2015) TAYLOR,Trey at Southern Miss (Sep 12, 2015)
Pass attempts	32	TAYLOR,Trey vs Mercer (Sep 05, 2015)
Pass completions	20	TAYLOR,Trey vs Mercer (Sep 05, 2015)
Yards Passing	188	TAYLOR,Trey vs Mercer (Sep 05, 2015)
TD Passes	1	TAYLOR,Trey vs Mercer (Sep 05, 2015) TAYLOR,Trey at Southern Miss (Sep 12, 2015)
Long Pass	44	TAYLOR,Trey at Southern Miss (Sep 12, 2015)
Receptions	7	BEARD,Jared vs Mercer (Sep 05, 2015)
Yards Receiving	85	BEARD,Jared vs Mercer (Sep 05, 2015)
TD Receptions	1	BEARD,Jared vs Mercer (Sep 05, 2015) COLEMAN,Rashaan at Southern Miss (Sep 12, 2015)
Long Reception	44	COLEMAN,Rashaan at Southern Miss (Sep 12, 2015)
Field Goals	0	
Long Field Goal	0	
Punts	8	TOBY,Evan at Southern Miss (Sep 12, 2015)
Punting Avg	42.9	TOBY,Evan at Southern Miss (Sep 12, 2015)
Long Punt	60	TOBY,Evan at Southern Miss (Sep 12, 2015)
Punts inside 20	1	CHOWBAY,Nolan vs Mercer (Sep 05, 2015) BIRCHFIELD,Logan vs Mercer (Sep 05, 2015) TOBY,Evan at Southern Miss (Sep 12, 2015)
Long Punt Return	5	COLEMAN,Rashaan vs Mercer (Sep 05, 2015)
Long Kickoff Return	33	ROBERSON,Justin vs Mercer (Sep 05, 2015)
Tackles	9	BOYNTON,Malik vs Mercer (Sep 05, 2015)
Sacks	0.0	
Tackles For Loss	1.5	TURNER,Antonio vs Mercer (Sep 05, 2015) MATIERE-BEY,Nicholis at Southern Miss (Sep 12, 2015)
Interceptions	1	OWENS,Roderick at Southern Miss (Sep 12, 2015)

■ AUSTIN PEAY TEAM SINGLE-GAME SUPERLATIVES

NAME	No.	Opponent (Date)
Rushes	48	at Southern Miss (Sep 12, 2015)
Yards Rushing	96	at Southern Miss (Sep 12, 2015)
Yards Per Rush	2.0	at Southern Miss (Sep 12, 2015)
TD Rushes	0	
Pass attempts	33	vs Mercer (Sep 05, 2015)
Pass completions	20	vs Mercer (Sep 05, 2015)
Yards Passing	188	vs Mercer (Sep 05, 2015)
Yards Per Pass	5.7	vs Mercer (Sep 05, 2015)
TD Passes	1	vs Mercer (Sep 05, 2015) at Southern Miss (Sep 12, 2015)
Total Plays	66	vs Mercer (Sep 05, 2015) at Southern Miss (Sep 12, 2015)
Total Offense	244	vs Mercer (Sep 05, 2015)
Yards Per Play	3.7	vs Mercer (Sep 05, 2015)
Points	7	vs Mercer (Sep 05, 2015)
Sacks By	0	
First Downs	16	vs Mercer (Sep 05, 2015)
Penalties	5	vs Mercer (Sep 05, 2015)
Penalty Yards	41	vs Mercer (Sep 05, 2015)
Turnovers	1	vs Mercer (Sep 05, 2015) at Southern Miss (Sep 12, 2015)
Interceptions By	1	at Southern Miss (Sep 12, 2015)
Punts	10	at Southern Miss (Sep 12, 2015)
Punting Avg	38.0	at Southern Miss (Sep 12, 2015)
Long Punt	60	at Southern Miss (Sep 12, 2015)
Punts inside 20	2	vs Mercer (Sep 05, 2015)
Long Punt Return	5	vs Mercer (Sep 05, 2015)

■ OPPONENT INDIVIDUAL SINGLE-GAME SUPERLATIVES

NAME	No.	Player-Opponent (Date)
Rushes	23	Alex Lakes, vs Mercer (Sep 05, 2015)
Yards Rushing	159	Alex Lakes, vs Mercer (Sep 05, 2015)
TD Rushes	2	Alex Lakes, vs Mercer (Sep 05, 2015)
Long Rush	75	SMITH, Ito, at Southern Miss (Sep 12, 2015)
Pass attempts	40	MULLENS, Nick, at Southern Miss (Sep 12, 2015)
Pass completions	22	MULLENS, Nick, at Southern Miss (Sep 12, 2015)
Yards Passing	275	MULLENS, Nick, at Southern Miss (Sep 12, 2015)
TD Passes	3	MULLENS, Nick, at Southern Miss (Sep 12, 2015)
Long Pass	49	MULLENS, Nick, at Southern Miss (Sep 12, 2015)
Receptions	7	MARTIN, Casey, at Southern Miss (Sep 12, 2015)
Yards Receiving	81	MARTIN, Casey, at Southern Miss (Sep 12, 2015)
TD Receptions	1	Tee Mitchell, vs Mercer (Sep 05, 2015), THOMPSON, D.J., at Southern Miss (Sep 12, 2015), ROBERTSON, K., at Southern Miss (Sep 12, 2015), SMITH, Ito, at Southern Miss (Sep 12, 2015)
Long Reception	49	SMITH, Ito, at Southern Miss (Sep 12, 2015)
Field Goals	1	SHAUNFIELD, P., at Southern Miss (Sep 12, 2015)
Long Field Goal	28	SHAUNFIELD, P., at Southern Miss (Sep 12, 2015)
Punts	2	Matt Shiel, vs Mercer (Sep 05, 2015)
		SARRAZIN, Tyler, at Southern Miss (Sep 12, 2015)
Punting Avg	44.5	SARRAZIN, Tyler, at Southern Miss (Sep 12, 2015)
Long Punt	52	SARRAZIN, Tyler, at Southern Miss (Sep 12, 2015)
Punts inside 20	1	SARRAZIN, Tyler, at Southern Miss (Sep 12, 2015)
Long Punt Return	7	RICHARD, Jalen, at Southern Miss (Sep 12, 2015)
Long Kickoff Return	28	Jimmie Robinson, vs Mercer (Sep 05, 2015)
Tackles	8	BRADLEY, Dylan, at Southern Miss (Sep 12, 2015)
Sacks	2.0	BRADLEY, Dylan, at Southern Miss (Sep 12, 2015)
Tackles For Loss	3.0	BRADLEY, Dylan, at Southern Miss (Sep 12, 2015)
Interceptions	1	Lee Bennett, vs Mercer (Sep 05, 2015)
		REED, Kalan, at Southern Miss (Sep 12, 2015)

■ OPPONENT TEAM SINGLE-GAME SUPERLATIVES

NAME	No.	Opponent (Date)
Rushes	45	vs Mercer (Sep 05, 2015)
Yards Rushing	261	vs Mercer (Sep 05, 2015)
Yards Per Rush	8.0	at Southern Miss (Sep 12, 2015)
TD Rushes	3	vs Mercer (Sep 05, 2015)
		at Southern Miss (Sep 12, 2015)
Pass attempts	40	at Southern Miss (Sep 12, 2015)
Pass completions	22	at Southern Miss (Sep 12, 2015)
Yards Passing	275	at Southern Miss (Sep 12, 2015)
Yards Per Pass	6.9	at Southern Miss (Sep 12, 2015)
TD Passes	3	at Southern Miss (Sep 12, 2015)
Total Plays	72	vs Mercer (Sep 05, 2015)
Total Offense	514	at Southern Miss (Sep 12, 2015)
Yards Per Play	7.3	at Southern Miss (Sep 12, 2015)
Points	52	at Southern Miss (Sep 12, 2015)
Sacks By	3	at Southern Miss (Sep 12, 2015)
First Downs	24	at Southern Miss (Sep 12, 2015)
Penalties	6	at Southern Miss (Sep 12, 2015)
Penalty Yards	70	at Southern Miss (Sep 12, 2015)
Turnovers	2	vs Mercer (Sep 05, 2015)
Interceptions By	1	vs Mercer (Sep 05, 2015)
		at Southern Miss (Sep 12, 2015)
Punts	3	at Southern Miss (Sep 12, 2015)
Punting Avg	42.5	vs Mercer (Sep 05, 2015)
Long Punt	52	at Southern Miss (Sep 12, 2015)
Punts inside 20	1	at Southern Miss (Sep 12, 2015)
Long Punt Return	7	at Southern Miss (Sep 12, 2015)

2015 STATISTICS

■ AUSTIN PEAY GAME-BY-GAME STATISTICS

Date	Opponent	RUSHING				RECEIVING				PASSING				KICK RETURN				PUNT RETURN				TOT
		No.	Yds	TD	Lg	No.	Yds	TD	Lg	C-A-I	Yds	TD	Lg	No	Yds	TD	Lg	No	Yds	TD	Lg	off
Sept. 5	MERCER	33	56	0	14	20	188	1	24	20-33-1	188	1	24	2	45	0	33	1	5	0	5	244
Sept. 12	at USM	48	96	0	14	11	93	1	44	11-18-1	93	1	44	8	127	0	27	1	0	0	0	189
	Totals	81	152	0	14	31	281	2	44	31-51-2	281	2	44	10	172	0	33	2	5	0	5	433
	Opponent	75	500	6	75	39	451	4	49	39-67-1	451	4	49	4	92	0	28	9	39	0	7	951

Date	Opponent	TACKLES				SACKS	FUMBLE		PASS DEFENSE			BLKD	PAT ATTEMPTS				Pts
		Solo	Ast	Total	TFL-Yds	No-Yds	FF	No-Yds	INT-Yds	QBH	PBU	Kick	Kick	Run	Rcv	Saf	
Sept. 5	MERCER	44	36	80	5.0-11	0.0-0	2	2-0	0-0	2	3	0	1-1	0	0	0	7
Sept. 12	at USM	37	18	55	4.0-9	0.0-0	0	0-0	1-32	1	4	0	1-0	0	0	6	
	Totals	81	54	135	9.0-20	0.0-0	2	2-0	1-32	3	7	0	2-1	0	0	13	
	Opponent	88	52	140	17.0-61	4.0-28	0	0-0	2-76	2	4	2	11-11	0	0	80	

Date	Opponent	PUNTING							FIELD GOALS			KICKOFFS						
		No	Yds	Avg	Lg	Blkd	TB	FC	50+	I20	Md-At	Lg	Blkd	No.	Yds	Avg	TB	OB
Sept. 5	MERCER	7	202	28.9	43	1	0	1	0	2	0-0	0	0	2	111	55.5	0	0
Sept. 12	at USM	10	380	38.0	60	1	0	0	3	1	1-0	0	0	2	113	56.5	0	0
	Totals	17	582	34.2	60	2	0	1	3	3	1-0	0	0	4	224	56.0	0	0
	Opponent	5	198	39.6	52	0	1	0	1	1	5-1	28	0	14	865	61.8	3	0

2015 STATISTICS

■ OPPONENT GAME-BY-GAME STATISTICS

Date	Opponent	RUSHING				RECEIVING				PASSING				KICK RETURN				PUNT RETURN				TOT off
		No.	Yds	TD	Lg	No.	Yds	TD	Lg	C-A-I	Yds	TD	Lg	No	Yds	TD	Lg	No	Yds	TD	Lg	
Sept. 5	MERCER	45	261	3	65	17	176	1	42	17-27-0	176	1	42	2	50	0	28	4	11	0	4	437
Sept. 12	at USM	30	239	3	75	22	275	3	49	22-40-1	275	3	49	2	42	0	23	5	28	0	7	514
	Opponent	75	500	6	75	39	451	4	49	39-67-1	451	4	49	4	92	0	28	9	39	0	7	951
	Austin Peay	81	152	0	14	31	281	2	44	31-51-2	281	2	44	10	172	0	33	2	5	0	5	433

Date	Opponent	TACKLES				SACKS		FUMBLE		PASS DEFENSE			BLKD	PAT ATTEMPTS					Pts		
		Solo	Ast	Total	TFL-Yds	No-Yds	FF	No-Yds	INT-Yds	QBH	PBU	Kick	Kick	Run	Rcv	Saf					
Sept. 5	MERCER	41	20	61	6.0-26	1.0-7	0	0-0	1-0	0	3	1	4-4	0	0	0	0	0	0	0	28
Sept. 12	at USM	47	32	79	11.0-35	3.0-21	0	0-0	1-76	2	1	1	7-7	0	0	0	0	0	0	0	52
	Opponent	88	52	140	17.0-61	4.0-28	0	0-0	2-76	2	4	2	11-11	0	0	0	0	0	0	0	80
	Austin Peay	81	54	135	9.0-20	0.0-0	2	2-0	1-32	3	7	0	2-1	0	0	0	0	0	0	0	13

Date	Opponent	PUNTING										FIELD GOALS			KICKOFFS				
		No	Yds	Avg	Lg	Blkd	TB	FC	50+	I20	Md-At	Lg	Blkd	No.	Yds	Avg	TB	OB	
Sept. 5	MERCER	2	85	42.5	46	0	1	0	0	0	2-0	0	0	5	319	63.8	2	0	
Sept. 12	at USM	3	113	37.7	52	0	0	0	1	1	3-1	28	0	9	546	60.7	1	0	
	Opponent	5	198	39.6	52	0	1	0	1	1	5-1	28	0	14	865	61.8	3	0	
	Austin Peay	17	582	34.2	60	2	0	1	3	3	1-0	0	0	4	224	56.0	0	0	

2015 STARTING LINEUPS

■ OFFENSE

OPP.	WR	LT	LG	C	RG	RT	TE/HB/WR	QB	RB/WR	WR/FB/HB	WR
MER	W. Thomas	Gauldin	Miles	Sinkler	Self	D. Johnson	Salisbury	Taylor	Gerron	R. Coleman	Beard
@USM	W. Thomas	Miles	Rockensuess	Glass	Self	D. Johnson	Salisbury	Taylor	Gerron	R. Coleman	Beard
@Vandy											
@EKU											
EIU											
@MUR											
UTM											
JSU											
@TSU											
SEMO											
@TTU											

■ DEFENSE

OPP.	DE	DT	NT/LB	DE	SLB	WLB	CB	FS	SS	WS	CB
MER	Schneider	Matiere-Bey	G. Roberson	Pace	Turner	Noble	D. Jackson	Allen	Whitfield	Boynton	Owens
@USM	Schneider	Matiere-Bey	G. Roberson	Pace	Turner	Noble	D. Jackson	Allen	Whitfield	Boynton	Owens
@Vandy											
@EKU											
EIU											
@MUR											
UTM											
JSU											
@TSU											
SEMO											
@TTU											

THE LAST TIME...

The last Governor to rush the ball 30-39 times:

Omar Williams (35), Jacksonville State; Nov. 2, 2013

The last Governor to rush the ball 40-49 times:

Jay Bailey, (47), at Kentucky Wesleyan; Oct. 19, 2002

The last Governor to rush for more than 200 yards:

Ryan White (228 yards), Southeast Missouri; Oct. 10, 2009 (32 carries)

The last Governor to rush between 175-199 yards:

Otis Gerron (196 yards), Mercer; Oct. 11, 2014 (15 carries)

The last Governor to rush for 100 yards or more:

Otis Gerron (114 yards), Tennessee Tech; Nov. 22, 2014 (24 carries)

The last time two Governors rushed for 100 or more yards in the same game:

Rashaan Coleman (109 yards), Omar Williams (108 yards); Southeast Missouri, Nov. 16, 2013

The last Governors to run 90 or more yards for a touchdown:

Jay Bailey (99 yards); at Valparaiso; Sept. 23, 2000

The last Governor to run 80-89 yards for a touchdown:

Otis Gerron (89 yards); Mercer; Oct. 11, 2014

The last Governor to run 70-79 yards for a touchdown:

Terrence Holt (75 yards); Newberry, Sept. 5, 2009

The last Governor to attempt 50 or more passes in a game:

Jake Ryan (61); at Jacksonville State; Nov. 10, 2012

The last Governor to attempt 40-49 passes in a game:

Jake Ryan, (40); Murray State, Oct. 6, 2012

The last Governor to attempt 34-39 passes in a game:

Jake Ryan, (38); Southeast Missouri, Oct. 27 2012

The last Governor to complete 40 or more passes in a game:

Jake Ryan (40), at Jacksonville State, Nov. 10, 2012

The last Governor to complete 30-39 passes in a game:

Brian Baker (32); Campbellsville, Aug. 30, 2001.

The last Governor to complete 25-29 passes in a game:

Jake Ryan (25); Murray State, Oct. 6, 2012

The last Governor to complete 20-24 passes in a game:

Trey Taylor (20); Mercer, Sept. 5, 2015

The last Governor to complete 80 percent or better passes in a game:

Mickey Macius (87.5%, 18-22); Murray State, Oct. 18, 2014

The last Gov to complete 70-79 percent of his passes in a game:

Darrien Boone, (75.0%, 15-20); Chattanooga, Sept. 13, 2014

The last Governor to complete 65-69 percent of his passes in a game:

Jake Ryan, 65.6, Jacksonville State; Nov. 10, 2012

The last Governor to pass for more than 400 yards:

Brian Baker (426 yards); Campbellsville; Aug. 30, 2001

The last Governor to pass for 300-399 yards:

Jake Ryan (310 yards); Tennessee Tech, Nov. 17, 2012

The last Governor to pass for 250-299 yards:

Mark Cunningham (253); at Dayton; Sept. 23, 2006

The last Governor to pass for four or more touch-downs in a game:

Jake Ryan (4 TDs); Tennessee Tech; Nov. 17, 2012

The last Governor to pass for three touchdowns in a game:

Mickey Macius (3); Murray State, Oct. 18, 2014

The last Governor to have a 90-yard or more completion:

Jesse Kellogg (91 yards) Campbellsville; Sept. 6, 2003

The last Governor to have a 70-89 yard completion:

Trey Taylr (80 yards); Tennessee Tech; Nov. 22, 2014

The last Governor to have a 60-69 yard completion:

Mark Cunningham (60 yards); Sept. 30, 2006; Tennessee-Martin

The last Governor to have 5 passes intercepted:

Jake Ryan; vs. Jacksonville State, Oct 15, 2011

The last Governor to have 4 passes intercepted:

Gary Orr; Illinois State; Sept. 19, 2009

The last Governor to have 3 passes intercepted:

Jake Ryan; Southeast Missouri; Oct. 10, 2009

The last Governor to have 200 or more receiving yards:

Michael Farrell (210, 11 receptions); Campbellsville; Aug. 30, 2001

The last Governor to have 175-199 receiving yards:

Pat Curran (175, 6 receptions); Morehead State; Oct. 09, 2004

The last Governor to have 150-174 receiving yards:

Lanis Frederick (153, 8 receptions); at Cumberland (Tenn.); Sept. 09, 2006

The last Gov to have 100-149 receiving yards:

Wesley Thomas (141, 6 receptions); Tennessee Tech, Nov. 22, 2014

The last time two Gobs had 100 or more receiving yards:

Lanis Frederick (124) and Kevin Carter (110 yards); at Dayton, Sept. 23, 2006.

The last Governor to have three or more TD receptions in a game:

Jared Beard (3); Murray State, Oct. 18, 2014

The last Governor to have two TD receptions in a game:

Jared Beard (3); Murray State, Oct. 18, 2014

The last Governor to catch a 90-yard or more pass:

Paul Derrick (91 yards); Campbellsville, Sept. 6, 2003

The last Governor to catch a 70-89 yard pass:

Wesley Thomas (80 yards); Tennessee Tech, Nov. 22, 2014

The last Governor to catch 10 passes or more pass in a game:

Devin Stark; Murray State, Oct. 6, 2012

The last Governor to score 30 or more points:

Daniel Williams (30 points); Tennessee-Martin; Nov. 23, 1996

The last Governor to score 5 or more touchdowns in a game:

Daniel Williams (5); Tennessee- Martin; Nov. 23, 1996

The last Governor to score 4 touchdowns in a game:

Chris Fletcher; North Greenville; Nov. 6, 2006

The last Governor to score 3 touchdowns in a game:

Devin Stark (3); Tennessee Tech, Nov. 17, 2012

The last Governor to rush for 3 touchdowns in a game:

Rashaan Coleman, Southeast Missouri, Nov. 16, 2013.

The last Gov to gain more than 400 total offensive yards:

Brian Baker (423; (-3 rush, 426 pass); Campbellsville; Aug 30, 2001

The last Governor to convert a 45-yard or longer field goal:

Chase Dunlap (48 yards); at Tennessee State, Nov. 9, 2012

The last Governor to convert a 40-44 yard field goal:

Stephen Stansell (43 yards); Tennessee Tech; Nov. 17, 2012

The last Governor to score 12 or more points by kicking:

Stephen Stansell (13 points); Tennessee State; Oct. 1, 2011

The last Governor to kick 5 or more extra points in a game:

Stephen Stansell (7); Culver-Stockton; Nov. 3, 2012

The last Gov to make 3 or more field goals in a game:

Stephen Stansell (4); Tennessee State; Sept. 18, 2010 (tied APSU record)

The last Governor to attempt 4 or more field goals in a game:

Stephen Stansell (4); Tennessee State; Sept. 18, 2010

The last Governor to punt more than 60 yards:

Evan Toby (60 yards); at Southern Miss, Sept. 12, 2015

The last Governor to attempt 10 or more punts:

Ben Campbell (11); vs. Eastern Kentucky, Oct. 4, 2014

The last Governor to average 45 yards or more per punt:

Ben Campbell (45.0/6-270); Tennessee; Aug. 31, 2013

The last Governor to return a punt more than 40 yards:

Tee Howell (65 yards), Central State; Nov. 5, 2011

The last Governor to return a punt for a touchdown:

Tee Howell (65 yards), Central State; Nov. 5, 2011

The last Governor to return a kickoff for a touch-down:

Terrence Holt (99 yards), Murray State; Nov. 7, 2009

The last Governor to return a kick for more than 90 yards:

Terrence Holt (95 yards), UT Martin, Nov. 6, 2010

The last Governor to return a blocked field goal for a touchdown:

Kevis Buckley (67 yards), at Southeast Mo., Nov. 3, 2007

The last Governor to return a blocked punt for a touchdown:

Jeremy Ross (34 yards); vs. Jacksonville State; Oct. 31, 2009

The last Governor to return a fumble for a touchdown:

Jeremy Ross (16 yards), Middle Tennessee, Sept. 11, 2010

The last Governor to return a fumble 60 or more yards:

Kevis Buckley (64 yards); Tennessee State; Sept. 15, 2007

The last Governor to return an interception for a touchdown:

Damien Whitfield (12 yards); Southeast Missouri; Oct. 15, 2014

The last Governor to score a defensive two-point conversion:

Rip Rowan, at UT Martin, Oct. 8, 2011

THE LAST TIME...

- The last Governor to return an interception for more than 85 yards:** Ryan Taylor (88 yards); at Valparaiso; Sept. 11, 2004
- The last Governor to return more than five punts in a game:** Tyler Clendenen (5), Culver-Stockton; Nov. 3, 2012
- The last Gov to have 60 or more punt return yards in a game:** Tyler Clendenen (75), Culver-Stockton; Nov. 3, 2012
- The last Governor to have six or more kickoff returns in a game:** Kamron Johnson (10); vs. UT Martin; Oct. 9, 2011
- The last Gov to have 200 or more kickoff return yards in a game:** Terrence Holt; 243 (7 returns); UT Martin; Nov. 21, 2009
- The last Gov to have 150-plus kickoff return yards in a game:** Terrence Holt; 189 (8 returns); Murray State, Nov. 13, 2010
- The last Governor to have 200 or more all-purpose yards in a game:** Terrence Oliver; 220 (0 punt, 106 kickoff, 50 rushing, 64 receiving); Jacksonville State, Nov. 10, 2012
- The last Governor to have four or more interceptions in a game:** Taylon Jenkins, at Georgetown; Nov. 14, 1998
- The last Governor to have three interceptions in a game:** Thomas Sexton; Kentucky Wesleyan; Oct. 20, 2001
- The last Governor to have two interceptions in a game:** Roderick Owens, Murray State, Oct. 18, 2014
- The last Governor to have 19 or more tackles in a game:** Johnathan Shuler (19/11-8); Southeast Missouri, Oct. 27 2012
- The last Governor to have 16-18 tackles in a game:** Antwaun Majors, (17/13-4); Southeast Missouri; Oct. 16, 2010
- The last Governor to have three or more sacks in a game:** Joe Bell (3.0); Campbellsville; Sept. 06, 2003
- The last Governor to have four tackles for loss or more in a game:** Joe Bell (4.0/4.0 yards); Centre; Sept. 14, 2002
- The last time a player recovered a fumble and scored a touchdown for 0 yards:** Nick Clark; at Samford; Oct. 20, 2007
- The last time the Gobs held an opponent scoreless:** Austin Peay 56, Culver-Stockton 0: Nov. 3, 2012
- The last time the Gobs scored 50 points in a game:** Culver-Stockton (scored 56); Nov. 3, 2012
- The last time the Governors rushed for 400 or more yards:** 407/57 carries, Central State; Nov. 5, 2011
- The last time the Governors rushed for 300 or more yards:** 315 yards/48 carries, Southeast Missouri; Nov. 16, 2013
- The last time the Governors rushed 70 or more times in a game:** 71, Tennessee-Martin; Nov. 23, 1996
- The last time the Governors rushed 60-69 times in a game:** 61, Culver-Stockton; Oct. 3, 2012
- The last time the Governors rushed 50-59 times in a game:** 57, Central State; Nov. 5, 2011
- The last time the Governors rushed for 6 or more TDs in a game:** 6, Culver-Stockton; Oct. 3, 2012
- The last time the Governors rushed for 4 or more TDs in a game:** 4, Central State; Nov. 5, 2011
- The last time the Governors attempted 50 or more passes in a game:** 61, at Jacksonville State; Nov. 10, 2012
- The last time the Governors attempted 45-49 passes in a game:** 46, Murray State, Oct. 6, 2012
- The last time the Governors completed 40 or more passes in a game:** 40, at Jacksonville State; Nov. 10, 2012
- The last time the Governors completed 30-39 passes in a game:** 32, Campbellsville; Aug. 30, 2001
- The last time the Gobs completed 75 percent or more of its passes:** 81.8 (18-22), Murray State, Oct. 18, 2014
- The last time the Gobs completed 65 percent or more of its passes in a game:** 69.2 (18-26), Chattanooga, Sept. 13, 2014
- The last time the Governors passed for more than 400 yards in a game:** 426, Campbellsville; Aug. 30, 2001
- The last time the Governors passed for 300-399 yards in a game:** 310, Tennessee Tech; Nov. 17, 2012
- The last time the Governors threw 5 or more TD passes in a game:** 5, Kentucky Wesleyan; Oct. 20, 2001
- The last time the Governors threw 3 or more TD passes in a game:** 4, Tennessee Tech; Nov. 17, 2012
- The last time the Governors had 5 or more passes intercepted:** 5, Jacksonville State; Oct. 15, 2011
- The last time the Governors had 3 or more passes intercepted:** 4, Illinois State; Sept. 19, 2009
- The last time the Governors had 90 or more offensive plays:** 90 (31 rush, 59 pass), at Virginia's-Wise; Nov. 06, 1999
- The last time the Governors had 80-90 offensive plays:** 86 (24 rush, 62 pass), at Jacksonville State; Nov. 10, 2012
- The last time the Governors had 600 or more offensive yards:** 623 (554 rush, 69 pass), Tennessee-Martin; Nov. 23, 1996
- The last time the Gobs had 500 or more offensive yards:** 521 (169 rush, 352 pass), Charleston, W.Va.; Oct. 28, 2006
- The last time the Governors had 400 or more offensive yards:** 413 (310 pass, 103 rush), Tennessee Tech; Nov. 17, 2012
- The last time the Governors scored 8 or more TDs:** 8, Culver-Stockton; Oct. 3, 2012
- The last time the Governors scored 6 or more TDs:** 8, Culver-Stockton; Oct. 3, 2012
- The last time the Governors returned 7 or more punts:** 7, at Campbellsville; Sept. 4, 2004
- The last time the Governors returned 10 or more kickoffs:** 11, at Wisconsin; Sept. 25, 2010
- The last time the Gobs had 70 or more yards in punt returns:** 75 (5 returns), Culver-Stockton; Oct. 3, 2012
- The last time the Governors had 200 or more yards in kick returns:** 274 (9 returns), UT Martin; Nov. 21, 2009
- The last time the Governors intercepted 6 or more passes:** 6, Kentucky Wesleyan; Oct. 20, 2001
- The last time the Governors intercepted 5 passes:** Murray State; Nov. 17, 2007
- The last time the Governors intercepted 4 passes:** Cumberland (Tenn.); Sept. 10, 2005
- The last time the Governors had 100 or more yards in interception returns:** 100 (3 returns), Catawba College; Sept. 09, 2000
- The last time the Governors had 75 or more yards in interception returns:** 79 (2 returns), Cumberland; Sept. 2, 2010
- The last time the Governors had 6 or more sacks:** 6.0, at Valparaiso; Sept. 23, 2000
- The last time the Governors had 5 sacks in a game:** 5.0, Kentucky Wesleyan; Oct. 20, 2001
- The last time the Governors had 20 or more tackles for loss:** 20.0, at Valparaiso; Sept. 23, 2000
- The last time the Governors had 15 or more tackles for loss:** 16.0, at Jacksonville; Sept. 30, 2000
- The last time the Governors forced 4 or more fumbles in a game:** 4, Ohio; Sept. 21, 2013
- The last time the Gobs recovered 4 fumbles in a game:** 4, St. Joseph's (Ind.); Nov. 01, 2003
- The last time the Governors blocked three or more punts in a game:** 3, Southeast Missouri, Nov. 22, 2008
- The last time the Governors had 100 or more yards in penalties:** 116 yards (13 penalties), Mercer, Oct. 11, 2014
- The last time the Gobs recorded a safety:** at Jacksonville State; Nov. 10, 2012



UNIVERSITY

Name of School.....Austin Peay State University
 Location Clarksville, TN 37040
 Founded..... 1927
 Enrollment 10,597
 President.....Alisa White
 Alma Mater, Year Lee University, 1980
 Athletics Director.....Ryan Ivey
 Alma Mater, Year Memphis, 2003
 School Colors.....Red and White
 Nickname..... Governors
 Affiliations NCAA Division I FCS
 Ohio Valley Conference
 Ticket Office Phone 931/221-GOV5 (4637)

GOVERNORS STADIUM

Stadium Name Governors Stadium
 Capacity 7,000
 Surface FieldTurfXT
 First Season at Governors Stadium 1946

HISTORY

First Year of Football 1930
 Seasons 78
 All-Time Record..... 277-509-16

THE STADIUM ON GAME DAY

- Press Will Call is located on the east side of Governors Stadium and will begin 90 minutes before kickoff.
- Austin Peay provides complimentary food and beverages to credentialed members of the media attending the game.
- Press Parking is located in the at the intersection of Henry and Marion Streets on the Austin Peay campus, next to the east side of Governors Stadium.

DIRECTIONS TO THE STADIUM

From Interstate 24 (Exit 4)

- Turn onto US-79 West (Wilma Rudolph Blvd.)
- Wilma Rudolph Blvd. becomes College Street
- Turn right on Eighth Street, go two blocks
- Turn left onto Marion Street
- Press Parking is located to the right, with the entrance available prior to the first stop sign (Henry Street).

CREDENTIALS & PARKING: For games at the Governors Stadium, contact Colby Wilson at wilsonrc@apsu.edu at least 24 hours prior to the game.

INTERVIEWS: All interview requests should be submitted at least 24 hours in advance to the Austin Peay Sports Information Office...

- **HEAD COACH:** Head coach Kirby Cannon typically will be available during the week for interview.
- **STUDENT-ATHLETES:** All interviews with student-athletes will take place before or after practice. No interviews will be granted the day of a game. Under no circumstances are student-athletes to be contacted directly by the media. Doing so will result in revocation of media credentials
- **POST-GAME:** Interviews with head coach Kirby Cannon and selected student-athletes will be conducted in the media room of Governors Stadium. Media members should provide a list of names to Colby Wilson or another member of the sports information staff for post-game interviews.

OVC TELECONFERENCE: All nine OVC head coaches will be available for seven minutes during designated Tuesdays during the season. Contact Colby Wilson or Kyle Schwartz at the Ohio Valley Conference (615-371-1698) for the phone number and the full schedule of coaches.

ON THE WEB: Notes, statistics and schedules on Governors Football may be found on the internet at www.LetsGoPeay.com, Austin Peay State University's official athletics Web site. APSU's media guide also is available online only. Information on OVC football is accessible on the internet at OVCSports.com.

APSU SPORTS INFORMATION STAFF

Brad Kirtley	Sports Information Director	kirtleyb@apsu.edu	931-221-6561
Cody Bush	Sports Information Coordinator	bushc@apsu.edu	931-221-7561
Colby Wilson*	Sports Information Coordinator	wilsonrc@apsu.edu	931-221-6562
Corey Adams	Sports Information Intern	cadams29@my.apsu.edu	
Brittney Sparn	Visual Communications Specialist	sparnb@apsu.edu	

Office Phone: (931) 221-7561 *-primary football contact
 Office Fax: (931) 221-7562

Mailing Address:
 APSU Sports Information Office
 P.O. Box 4515
 Clarksville, TN 37044

Shipping Address:
 APSU Sports Information Office
 681 Summer Street
 Clarksville, TN 37040