



BACK-TO-BACK SEC EAST CHAMPIONS // FIFTH-MOST WINS AMONG POWER 5 SINCE 2007 // #MIZZOU MADE

2015 SCHEDULE

DATE	OPPONENT	TV	SCORE/TIME (CT)
SEPT. 5	Southeast Missouri	SEC NETWORK+	W, 34-3
SEPT. 12	at Arkansas St.	ESPN3	W, 27-20
SEPT. 19	UCONN	ESPN	W, 9-6
SEPT. 26	at Kentucky	SEC Network	L, 21-13
OCT. 3	SOUTH CAROLINA	SEC NETWORK	W, 24-10
OCT. 10	#11/12 FLORIDA	SEC NETWORK	L, 21-3
OCT. 17	at Georgia	SEC Network	L, 9-6
OCT. 24	at Vanderbilt	SEC Network	3 p.m.
OCT. 31	OPEN DATE		
NOV. 5	MISSISSIPPI ST.	ESPN	8 PM
NOV. 14	BYU (in Kansas City)*	TBA	TBA
NOV. 21	TENNESSEE	TBA	TBA
Nov. 27	at Arkansas	CBS	1:30 P.M.

Bold denotes home games in Columbia, Mo., at Memorial Stadium
 All times listed are central

* - Nov. 14 game vs. BYU will be played at Arrowhead Stadium in Kansas City, Mo., home of the NFL's Kansas City Chiefs
 • Mizzou's record at NFL stadiums under Pinkel (9-1)

GAME
8

MIZZOU TIGERS (4-3, 1-3 SEC) at VANDERBILT (2-4, 0-3 SEC)

SATURDAY, OCT. 24, 2015 // 3 PM (CT) // VANDERBILT STADIUM



@MizzouFootball	
4-3 (1-3 SEC)	
PTS/GAME	16.6
PTS ALLOWED/GAME	12.9
RUSH YDS/GAME	103.4
RUSH YDS ALLOWED/GAME	113.7
PASSING YDS/GAME	187.0
PASSING YDS ALLOWED/GAME	165.3
TOTAL OFFENSE/GAME	290.4
TOTAL OFFENSE ALLOWED/GAME	279.0
TIME OF POSSESSION	27:08
3RD DOWN	33-of-100 (33%)
RED ZONE SCORES	14-of-16
HEAD COACH	Gary Pinkel (Kent St., '73)
SEASON RECORD	4-3 (15th Season)
CAREER	190-106-3 (25th) // 117-69 at MU
RECORD VS. VANDERBILT	2-1

SERIES INFORMATION

ALL-TIME SERIES Eighth meeting
IN COLUMBIA 2-2-1
IN NASHVILLE 1-0
NEUTRAL SITE 1-0
LAST MEETING Mizzou 24-14
 Oct. 15, 2014 in Columbia

FOLLOW #MIZZOU

ON TELEVISION **SEC Network**
 3 PM
 Dave Neal (Play-by-Play)
 Matt Stinchcomb (Analyst)
 Kayce Smith (Sideline)
ON RADIO **Tiger Radio Network**
 Mike Kelly (Play-by-Play)
 Howard Richards (Analyst)
 Chris Gervino (Sideline)
 **Sirius (83); XM (190)**
ONLINE @MizzouFootball
 MUTigers.com
 Mizzou.StatBroadcast.com



@VandyFootball	
2-4 (0-3 SEC)	
PTS/GAME	19.3
PTS ALLOWED/GAME	18.5
RUSH YDS/GAME	156.7
RUSH YDS ALLOWED/GAME	114.8
PASSING YDS/GAME	242.3
PASSING YDS ALLOWED/GAME	223.2
TOTAL OFFENSE/GAME	399.0
TOTAL OFFENSE ALLOWED/GAME	338.0
TIME OF POSSESSION	32:53
3RD DOWN	46-of-107 (43%)
RED ZONE SCORES	14-of-23
HEAD COACH	Derek Mason (N. Arizona, '93)
SEASON RECORD	2-4 (2nd season)
CAREER RECORD	5-13 (2nd season)
RECORD VS. MIZZOU	0-1

#MIZZOU Musings

- ▶ A win would...
 - Snap a two-game losing streak for the Tigers, the first for the program since the 2012 season.
 - Improve Mizzou to 5-2-1 all-time against Vanderbilt and improve head coach **Gary Pinkel** to 3-1 against the Commodores, with all meetings coming since Mizzou joined the SEC in 2012.
 - Improve Mizzou to 14-9 against SEC East teams since joining the SEC for the 2012 season.
 - Improve Mizzou to 2-0 all-time against Vanderbilt in Nashville.

Pinkel Set To Coach Career Game #300

- When head coach **Gary Pinkel** takes the field Saturday at Vanderbilt, it will be his 300th career game as a head coach. Now in his 25th season as a head coach (15 at Mizzou, 10 at Toledo - he is the winningest coach at both schools), Pinkel joins Virginia Tech's Frank Beamer, Texas State's Dennis Franchione and Kansas State's Bill Snyder as the only active head coaches to coach at least 300 games at the FBS level.
- Pinkel is the second-winningest active head coach in college football with 190 career wins (tied with KSU's Snyder) and trailing only Virginia Tech's Frank Beamer. He is also the 19th-winningest head coach in college football history with his 190 career wins. He is the only active head coach to be the winningest head coach at two NCAA FBS schools (Mizzou, Toledo).
- The reigning SEC Coach of the Year, Pinkel enters the Vanderbilt game with a Mizzou record of 117-69 in 14 seasons, while he's 190-106-3 overall in 24 seasons.

#MIZZOU STORYLINES

MIZZOU LOOKS FOR WIN AT VANDY SATURDAY PRIOR TO BYE WEEK

• The Missouri Tigers (4-3 overall, 1-3 in Southeastern Conference play), look to regroup from a heartbreaker of a 9-6 loss last Saturday at Georgia, as they head to Music City, where they will take on the Vanderbilt Commodores (2-4, 0-3) in Nashville, Tenn. Kickoff for Saturday's game is set for 3 p.m. CT on the SEC Network.

• Mizzou had numerous chances to escape between the hedges with a big road win last Saturday at Georgia, but a marvelous defensive outing wasn't enough, as the Tiger offense was held to just six points in the defeat. The Tigers nearly got a pick-six on the first play of the game, when senior S **Ian Simon** grabbed a deflected pass at the Georgia 40-yardline and returned it just inches shy of the goalline. A big miscue on 1st and goal followed, however, with a fumbled C/QB exchange that lost two yards, which was followed by a pair of runs stopped short of the end zone by Georgia's defense. Mizzou had to settle for a 20-yard field goal and a 3-0 lead. Georgia would tie the game at 3-3 in the 2nd quarter, only a few plays after Mizzou dropped an interception that would have wiped that out. Mizzou forged a 6-3 halftime lead, but a pair of short fields, one thanks to a fumbled punt return by Mizzou, helped Georgia tie the game, and eventually, win it, with a pair of field goals. The game-winner came with just 1:44 to play, and MU's ensuing possession went four-and-out to end the game. That was indicative of the night MU would face on offense, as the Tigers were held to 164 yards of offense on just 48 plays. Mizzou held the ball for only 21:05 of clock time (UGA had it for 38:55), and struggled to keep drives alive, going just 2-of-13 on third down tries.

• Vanderbilt is coming off of a hard-fought 19-10 loss Saturday at South Carolina, a game in which the Commodores held a 10-6 lead until late in the third quarter. Vandy has split its last four games, defeating Austin Peay 47-7 on Sept. 19th for their first win of the season, followed by a close 27-16 loss at #3 Ole Miss. The Commodores rebounded with a 17-13 win at Middle Tennessee, which preceded Saturday's defeat at South Carolina.

• Mizzou and Vanderbilt have played two common opponents this season, in Georgia and South Carolina. Mizzou is 1-1 against those foes, while Vanderbilt is 0-2. The Tigers defeated South Carolina in Columbia, Mo. (24-10 on Oct. 3rd), and lost at Georgia, 9-6, last Saturday, while Vanderbilt lost at home to Georgia (31-14 on Sept. 12th) and lost last Saturday at South Carolina.

MIZZOU'S DEFENSE WENT ANIMAL CONTROL ON BULLDOG OFFENSE

• Lost in the 9-6 defeat at Georgia Saturday was the absolutely stellar performance by the Tiger defense, which was on the field virtually all night. Mizzou held a potent Bulldog offense in check most all night, as UGA gained only 298 yards of offense - well below their season average of 451.3 coming into the game. The Bulldogs averaged 7.3 yards per snap coming into Saturday's game against Mizzou, but averaged only 3.9 vs. the Tiger defense, despite the fact that they held the ball for such an advantage in time of possession. Georgia ran 77 plays on the night, to only 48 for Mizzou. Georgia averaged just 2.7 yards per rush, after averaging 6.4 per rush coming in, and finished with a season-low of 120 yards on the ground (they averaged 231.5 coming in).

MIZZOU STARTERS

#THEBEASTIEBOYS - THE O-LINE

 LT Connor McGOVERN 60 RS SR // 6-4 // 300 // FARGO, N.D.	 LG Brad McNULTY 63 RS SR // 6-4 // 305 // ALLEN, TEXAS	 C Evan BOEHM 77 SR // 6-3 // 310 // LEE'S SUMMIT, MO.	 RG Mitch HALL 73 RS SR // 6-5 // 310 // RUSSELLVILLE, ARK.	 RT Nate CRAWFORD 55 RS SO // 6-5 // 310 // PENSACOLA, FLA.
--	--	---	--	--

GP	GS	C-GP	C-GS
7	7	44	35

- ▶ Moves to LT in 2015
- ▶ Strongest guy on team. Weight room PRs - Squat: 810, Bench: 475, Deadlift: 675, Vertical: 36"
- ▶ Two-time SEC Honor Roll member

GP	GS	C-GP	C-GS
6	3	40	16

- ▶ Has started 16 games in his career
- ▶ One of five seniors among the 2-deep on the line for Mizzou.

All-SEC 3rd Team			
GP	GS	C-GP	C-GS
7	7	47	47

- ▶ Senior captain
- ▶ Has started 47 straight games, including 35 at center and 12 at LG.
- ▶ Rimington and Outland Watch List
- ▶ One of top NFL Draft prospects at C

GP	GS	C-GP	C-GS
7	7	33	12

- ▶ Started five games at RG in 2014 and occupies the same spot in 2015
- ▶ Transfer from Ole Miss (2012)
- ▶ Valuable member of the FG/PAT protection team in 2014

GP	GS	C-GP	C-GS
6	4	9	4

- ▶ First season as a starter
- ▶ Switching from LT to RT in 2015
- ▶ Back on the depth chart after suffering an ankle injury at UK - missed win over SC.

NOTES ON THE LINE (C-GS denotes career games started, C-GP denotes career games played)

- ▶ Mizzou's O-line boasts 115 career starts with four of five spots being occupied by seniors. **Evan Boehm** leads the group with 47 career starts while **Connor McGovern** has 35.
- ▶ **Evan Boehm** is just five starts shy of breaking Mizzou's all-time school record for starts in a career.
- ▶ Average weight: 307 pounds // Average height: 6-4

#PLAYMAKERS - THE BACKFIELD/SPECIALISTS

 QB Drew LOCK 3 FR // 6-4 // 205 // LEE'S SUMMIT, MO.	 TB Russell HANSBROUGH 32 SR // 5-9 // 195 // ARLINGTON, TEXAS	 TB Ish WITTER 21 SO // 5-10 // 190 // TAMPA, FLA.
--	---	---

C-ATT	YDS	RA-YD	TD-INT
63-118	655	18-49	3-3

- ▶ Atop depth for 4th straight week.
- ▶ First true FR QB to start a game at Mizzou since 1995.
- ▶ 11-26, 143 yards last week at UGA

All-SEC 3rd Team			
ATT-YD	AVG.	REC-YD	TDs
44-190	4.3	7-40	0

- ▶ Became sixth RB under Pinkel to rush for 2,000 career yards vs. South Carolina - now has 2,098 after UGA
- ▶ Is the 15th Tiger to hit 2,000 yards
- ▶ 11 carries for 24 yards at UGA

ATT-YD	AVG.	REC-YD	TDs
87-368	3.9	12-89	1

- ▶ Set career-highs in carries (17), yards (98) and long (17 yards) vs. SC
- ▶ 11 carries and 39 yards vs. UF
- ▶ 6 carries for 15 yards last week at UGA.

NOTES ON BACKFIELD

- ▶ Freshman QB **Drew Lock** was the first true freshman quarterback to start for Mizzou since Corby Jones when Jones started against Oklahoma State (Oct. 21, 1995). Lock also continues the streak of every Pinkel QB getting a win in his first career start, joining Brad Smith (2002 vs. Illinois), Chase Daniel (2006 vs. Murray State), Blaine Gabbert (2009 vs. Illinois), James Franklin (2011 vs. Miami [OH]), Corbin Berkstresser (2012 vs. Arizona State), and Maty Mauk (2013 vs. Florida). He is now 1-1 as a starter after last weekend's loss to Florida.
- ▶ **Russell Hansbrough** now has 2,098 career rushing yards - the 15th Tiger ever to rush for more than 2,000 career yards and the sixth RB under **Gary Pinkel** to do so.

#GOINGDEEP - THE PASS CATCHERS

 TE Sean CULKIN 80 RS JR // 6-6 // 245 // INDIAN ROCKS BEACH, FLA.	 X J'Mon MOORE 6 RS SO // 6-3 // 190 // MISSOURI CITY, TEXAS	 H Nate BROWN 2 SO // 6-3 // 205 // SUWANEE, GA.	 Z Wesley LEFTWICH 18 RS SR // 6-1 // 205 // COLUMBIA, MO.
---	---	--	---

C-YDs	AVG	LNG	TD
14-117	8.4	21	1

- ▶ Reset career-highs in catches (five) and yards (46) at Arkansas State w/ second career TD.
- ▶ Sprained knee at UK
- ▶ Caught 2 passes (16 yds) at UGA

C-YDs	AVG	LNG	TD
16-205	12.8	32	2

- ▶ Hauled in first career TD vs. SEMO
- ▶ 6 catches (39 yards) vs. UConn
- ▶ 2 catches (24 yds) w/ a TD at UK
- ▶ Career-long 32 yard-catch vs. UF
- ▶ 2nd on team in catches, yds, TDs

C-YDs	AVG	LNG	TD
20-251	12.6	33	4

- ▶ Leads team in catches, yards, TDs
- ▶ Became first Tiger since Bud Sasser (Jan. 1, 2015) with multiple TD grabs in the same game vs. SC (Oct. 3)
- ▶ Career-long 33 yd grab at UGA

C-YDs	AVG	LNG	TD
11-140	12.7	32	1





- ▶ Hauled in first career TD at Arkansas State, a 32-yard strike.
- ▶ Missed week 1 with a sore knee.
- ▶ Career-highs in catches (3) and yards (44) at UK

NOTES ON THE WIDEOUTS/TIGHT ENDS

- ▶ **J'Mon Moore**, **Wesley Leftwich** and **Nate Brown** have each hauled in their first career TDs this season.
- ▶ 17 different Tigers have caught a pass this season.
- ▶ The foursome of Culkin, Moore, Brown and Leftwich has combined for 61 of Mizzou's 120 receptions this season.

MIZZOU STARTERS

#DLINEZOU

 DE 56 Walter BRADY RS FR // 6-3 // 255 // FLORENCE, ALA.	 DT 97 Josh AUGUSTA JR // 6-4 // 335 // PEORIA, ILL.	 DT 95 Rickey HATLEY RS JR // 6-4 // 300 // ATLANTA, TEXAS	 DE 91 Charles HARRIS RS SO // 6-3 // 255 // KANSAS CITY, MO.																																
<table border="1"> <thead> <tr><th>TCK</th><th>TFL-S</th><th>QBH</th><th>INT</th></tr> </thead> <tbody> <tr><td>24</td><td>9.5-6.0</td><td>2</td><td>1</td></tr> </tbody> </table> <ul style="list-style-type: none"> Leads all freshmen nationally with six sacks and is 20th in the NCAA and third in the SEC First career INT vs. SC 9.5 TFLs - 2nd on team (9th in SEC) 	TCK	TFL-S	QBH	INT	24	9.5-6.0	2	1	<table border="1"> <thead> <tr><th>TCK</th><th>TFL-S</th><th>QBH</th><th>PBU</th></tr> </thead> <tbody> <tr><td>12</td><td>5.0-0</td><td>2</td><td>1</td></tr> </tbody> </table> <ul style="list-style-type: none"> Junior w/ incredibly high ceiling 2.0 TFLs in win over UConn 2 tackles vs. UK, SC, UF and UGA Nicknamed 'Juggernaut' after the comic book X-Men villain. 	TCK	TFL-S	QBH	PBU	12	5.0-0	2	1	<table border="1"> <thead> <tr><th>TCK</th><th>TFL-S</th><th>QBH</th><th>FF</th></tr> </thead> <tbody> <tr><td>18</td><td>2.5-0</td><td>1</td><td>0</td></tr> </tbody> </table> <ul style="list-style-type: none"> Had 3 tackles, 1 QBH and a TFL in the season-opener vs. SEMO. 2 tackles (0.5 TFL) at Ark. State. 3 tackles vs. UConn and SC Career-high 5 tackles vs. UF 	TCK	TFL-S	QBH	FF	18	2.5-0	1	0	<table border="1"> <thead> <tr><th>TCK</th><th>TFL-S</th><th>QBH</th><th>FF</th></tr> </thead> <tbody> <tr><td>38</td><td>12.5-5.0</td><td>4</td><td>1</td></tr> </tbody> </table> <ul style="list-style-type: none"> Leads SEC and is 5th in NCAA in TFLs (12.5 total) 6 tackles, 2.0 TFLs, 1.0 sack vs. UF Career-high 9 tackles with a sack at UGA 	TCK	TFL-S	QBH	FF	38	12.5-5.0	4	1
TCK	TFL-S	QBH	INT																																
24	9.5-6.0	2	1																																
TCK	TFL-S	QBH	PBU																																
12	5.0-0	2	1																																
TCK	TFL-S	QBH	FF																																
18	2.5-0	1	0																																
TCK	TFL-S	QBH	FF																																
38	12.5-5.0	4	1																																

NOTES ON #DLINEZOU

- The defensive end duo of **Charles Harris** and **Walter Brady** has emerged as one of the best in the nation, combining for 22 tackles for loss (-98 yds) and 11 sacks (-65 yds) over seven games. To put that mark into perspective, Missouri's dominating pass rush edge player from a season ago - **Shane Ray** and **Markus Golden**, who were drafted in the first and second rounds, respectively, last spring - also had 22 TFLs over the first seven games last season.
- Both rank in the top 60 nationally in TFLs (Harris is fifth) while Brady checks in at 20th nationally in sacks through seven games.
- Mizzou leads the SEC and is second nationally with 65 tackles for loss and has at least seven TFLs in each game this season. Keep in mind, Missouri's production comes with five underclassmen on the two-deep for #DLineZOU

#BASHBROTHERS - THE LINEBACKERS

 WLB 10 Kentrell BROTHERS RS SR // 6-1 // 235 // GUTHRIE, OKLA.	 MLB 30 Michael SCHERER RS JR // 6-3 // 235 // ST. LOUIS, MO.	 SLB 25 Donavin NEWSOM RS JR // 6-2 // 230 // ST. LOUIS, MO.																												
<table border="1"> <thead> <tr><th colspan="4">All-SEC 2nd Team</th></tr> <tr><th>TKL</th><th>TFLS</th><th>INT</th><th>PBU</th></tr> </thead> <tbody> <tr><td>91</td><td>5.5-1.5</td><td>2</td><td>1</td></tr> </tbody> </table> <ul style="list-style-type: none"> Leads nation in total tackles and tackles per game (91, 13/gm). The next closest nationally is 72 tackles. Broke 15 tackles four times, including career-high 17 at UGA 	All-SEC 2nd Team				TKL	TFLS	INT	PBU	91	5.5-1.5	2	1	<table border="1"> <thead> <tr><th>TKL</th><th>TFLS</th><th>FF</th><th>PBU</th></tr> </thead> <tbody> <tr><td>55</td><td>5.0-0</td><td>0</td><td>2</td></tr> </tbody> </table> <ul style="list-style-type: none"> 2nd on the team with 55 tackles. 2 tackles w/ a PBU vs. UConn. 9 tackles at UK and vs. SC - also had a TFL vs SC Season-high 12 tackles at UGA 	TKL	TFLS	FF	PBU	55	5.0-0	0	2	<table border="1"> <thead> <tr><th>TKL</th><th>TFLS</th><th>FF</th><th>PBU</th></tr> </thead> <tbody> <tr><td>32</td><td>6.5-2.5</td><td>0</td><td>1</td></tr> </tbody> </table> <ul style="list-style-type: none"> 7 tackles, 1st career sack, career-high 2.0 TFLs at UK 3 tackles, 0.5 TFLs vs. SC 3 tackles, including 2.0 TFLs and 1.0 sack Oct. 10 vs. Florida. 	TKL	TFLS	FF	PBU	32	6.5-2.5	0	1
All-SEC 2nd Team																														
TKL	TFLS	INT	PBU																											
91	5.5-1.5	2	1																											
TKL	TFLS	FF	PBU																											
55	5.0-0	0	2																											
TKL	TFLS	FF	PBU																											
32	6.5-2.5	0	1																											

NOTES ON THE LINEBACKERS

- There hasn't been many linebackers in the nation better than **Kentrell Brothers** through the first seven weeks of the season. He leads the nation with 91 tackles (13.0 per game mark is first nationally) and leads the SEC in total tackles and tackles per game. He also has a pair of INTs and two blocked kicks. Over his last 10 games dating back to last season, Brothers has 121 tackles (12.1 per contest).
- Mizzou's starting linebackers have combined for 178 of Missouri's 512 tackles this season.
- The duo of Brothers and Scherer each had 10+ tackles last Saturday at UGA, the fourth time that the duo has done so in the same game in their careers and the second time this season.

#NOFLYZONE - THE SECONDARY

 CB 11 Aarion PENTON JR // 5-10 // 190 // ST. LOUIS, MO.	 FS 21 Ian SIMON RS FR // 6-0 // 195 // MANSFIELD, TEXAS	 SS 22 Anthony SHERRILLS RS SO // 6-0 // 190 // KANSAS CITY, MO.	 CB 7 Kenya DENNIS SR // 5-11 // 200 // LELAND, MISS.																																
<table border="1"> <thead> <tr><th>TKL</th><th>PBU</th><th>TFL</th><th>INT</th></tr> </thead> <tbody> <tr><td>32</td><td>6</td><td>2.5</td><td>0</td></tr> </tbody> </table> <ul style="list-style-type: none"> Fifth on the team with 32 tackles 5 tackles, FF, PBU at UK Career-high 3 PBUs vs. UF 6 tackles at UGA last week 	TKL	PBU	TFL	INT	32	6	2.5	0	<table border="1"> <thead> <tr><th>TKL</th><th>PBU</th><th>FR</th><th>INT</th></tr> </thead> <tbody> <tr><td>26</td><td>3</td><td>1</td><td>2</td></tr> </tbody> </table> <ul style="list-style-type: none"> Senior captain Recovered a fumble vs. SEMO 5 tackles at Arkansas State INT, PBU and 3 tackles vs. SC. INT, career-high 9 tackles at UGA 	TKL	PBU	FR	INT	26	3	1	2	<table border="1"> <thead> <tr><th>TKL</th><th>PBU</th><th>TFL</th><th>INT</th></tr> </thead> <tbody> <tr><td>36</td><td>4</td><td>1.0</td><td>1</td></tr> </tbody> </table> <ul style="list-style-type: none"> Hauled in game-clinching INT - the first of his career vs. UConn. 5 tackles at UK and vs. SC Career-high 8 tkl vs. UF 6 tackles, 3 PBUs last week at UGA 	TKL	PBU	TFL	INT	36	4	1.0	1	<table border="1"> <thead> <tr><th>TKL</th><th>PBU</th><th>TFL</th><th>INT</th></tr> </thead> <tbody> <tr><td>24</td><td>2</td><td>2.0-1</td><td>1</td></tr> </tbody> </table> <ul style="list-style-type: none"> Senior captain Hauled in first INT of the season against SC, the first of three straight drive-ending picks by the Tigers. 3 tackles vs. UF - 2 at UGA 	TKL	PBU	TFL	INT	24	2	2.0-1	1
TKL	PBU	TFL	INT																																
32	6	2.5	0																																
TKL	PBU	FR	INT																																
26	3	1	2																																
TKL	PBU	TFL	INT																																
36	4	1.0	1																																
TKL	PBU	TFL	INT																																
24	2	2.0-1	1																																

NOTES ON THE SECONDARY

- Mizzou is fourth in the SEC with eight interceptions and has two three-interception games this season. Missouri last had two separate three-interception games in 2013, doing so in the first three games that season (vs. Murray State, Toledo and at Indiana).
- Mizzou leads the SEC in pass defense and ranks 11th nationally, allowing just 165.3 yards per game.

#THEBEASTIEBOYS - THE O-LINE



LT
70
Malik
CUELLAR
JR // 6-5 // 300 // FORTUNA, CALIF.

GP	GS	C-GP	C-GS
5	0	5	0

- ▶ Junior college transfer who provides great, quality depth at the ever important LT spot.
- ▶ Valuable member of FG/PAT protection unit.



LG
57
Alec
ABELN
RS SO // 6-3 // 290 // ST. LOUIS, MO.

GP	GS	C-GP	C-GS
6	2	6	2

- ▶ Started at LG before shifting to C to replace an injured Evan Boehm vs. SEMO.
- ▶ Mother, Julie, was Truman the Tiger mascot at Mizzou



C
56
Sam
BAILEY
RS FR // 6-4 // 280 // LAMAR, MO.

GP	GS	C-GP	C-GS
2	0	2	0

- ▶ One of 10 in-state signees in 2014 class.
- ▶ Played TE and DE in high school before switching to OL at Mizzou



RG
71
Kevin
PENDLETON
RS FR // 6-4 // 315 // LEE'S SUMMIT, MO.

GP	GS	C-GP	C-GS
1	0	1	0

- ▶ Played for Evan Boehm's father, Royce Boehm, at Lee's Summit West.
- ▶ Has a model car collection that is a very big hobby for him.



RT
62
Taylor
CHAPPELL
RS SR // 6-5 // 305 // CANADIAN, TEXAS


GP	GS	C-GP	C-GS
7	5	24	15

- ▶ Started final 10 games of '14 at RT
- ▶ Started 2015 at LG
- ▶ Moved back to RT in place of an injured Nate Crawford vs. UK and UF
- ▶ SEC Honor Roll member

NOTES ON THE LINE RESERVES (C-GS denotes career games started, C-GP denotes career games played)

- ▶ Average weight: 298 pounds with three checking in at 300 or bigger // Average height: 6-4 1/2.
- ▶ The O-Line reserves boast 39 career games played and 17 starts.

#PLAYMAKERS - THE BACKFIELD/SPECIALISTS RESERVES



QB
9
Eddie
PRINTZ
RS SO // 6-3 // 205 // MARIETTA, GA.

C-ATT	YDS	RA-YD	TD-INT
0-0	0	0-0	0-0

- ▶ Stays No. 2 on the depth chart this week behind Drew Lock.
- ▶ Serves as team's holder on FG/PAT
- ▶ 2015 Spring Team Most Improved QB



TB
35
Tyler
HUNT
SR // 5-11 // 210 // HUNTSVILLE, MO.

ATT-YD	AVG.	REC-YD	TDs
14-54	3.9	4-166	1

- ▶ Has two longest pass catches by a Tiger this season (78 yards vs. SEMO, longest TD pass at Mizzou since 2013) and a 51-yard catch vs. UConn.
- ▶ 1 carry for 5 yards vs. UF



TB
39
Chase
ABBINGTON
RS SO // 6-2 // 215 // ST. LOUIS, MO.

ATT-YD	AVG.	REC-YD	TDs
6-39	6.5	0-0	0

- ▶ Went to Hutchinson CC, the alma mater of former Tiger and current Arizona Cardinal Markus Golden.
- ▶ Has 6 carries this season and is averaging 6.5 yards per carry

NOTES ON BACKFIELD RESERVES

- ▶ Mizzou's backup running backs will be key in 2015 as they will look to lighten the workload of 1,000-yard rusher **Russell Hansbrough**, who is nursing a sore ankle.
- ▶ Mizzou has not had a running back with more than 215 carries since Zack Abron in 2003, so the back-up running backs will obviously be important in the Tigers' running attack.

#GOINGDEEP - THE PASS CATCHER RESERVES



TE
10
Jason
REESE
SO // 6-5 // 250 // EULESS, TEXAS

C-YDs	AVG	LNG	TD
11-101	9.2	21	0

- ▶ 10 catches for 96 yards over the last three games
- ▶ 6 catches for 47 yards, both career-highs, against SC
- ▶ 1 catch for 9 yards vs. UF last week



X
17
DeSean
BLAIR
RS FR // 6-3 // 190 // JACKSONVILLE, FLA.

C-YDs	AVG	LNG	TD
2-25	12.5	21	0

- ▶ 2015 Team Most Improved WR during spring practice
- ▶ No. 50 WR prospect in the nation coming out of HS by ESPN. Had offers from Nebraska, Louisville, Maryland.



H
14
Ray
WINGO
RS FR // 5-11 // 180 // SUWANEE, GA.

C-YDs	AVG	LNG	TD
3-23	7.7	13	0

- ▶ Started his career at DB but has moved to WR
- ▶ Tremendous athlete who could also factor into kicking game.
- ▶ Had 1 catch (13 yards) at UK



Z
15
Keyon
DILOSA
RS FR // 6-3 // 200 // ROUND ROCK, TEXAS

C-YDs	AVG	LNG	TD
8-48	6.0	16	0

- ▶ Tied for team lead with three catches in first career start vs. SEMO

NOTES ON THE WIDEOUTS/TIGHT ENDS

- ▶ While young, the backup wideouts have a tremendous amount of talent and athleticism.
- ▶ Reese set career-highs in catches and yards in back-to-back games vs. Kentucky and South Carolina, seeing more playing time after starting TE **Sean Culkin** went down with a knee injury vs. Kentucky.
- ▶ Blair returned to the No. 2 spot at X after missing three weeks with a concussion.

MIZZOU DEFENSIVE RESERVES

#DLINEZOU



DE Marcell **FRAZIER**
16

JR // 6-5 // 265 // PORTLAND, ORE.

TCK	TFL-S	QBH	FF
10	4.5-1.0	2	0

- ▶ 3 tackles w/ 1.5 TFLs at A-State
- ▶ 1 TFL vs. UConn and 1 tackle at UK
- ▶ First career sack vs. SC
- ▶ 1 tackle vs. UF
- ▶ 2 tackles, 1.0 TFL at UGA last week



DT Terry **BECKNER, Jr.**
79

FR // 6-4 // 300 // EAST ST. LOUIS, ILL.

TCK	TFL-S	QBH	PBU
16	5.0-2.0	1	1

- ▶ Career-high 6 tackles, 1 TFL at UGA
- ▶ First career sack. vs. UF
- ▶ First true FR DT to start under Pinkel at Mizzou
- ▶ 3 tackles, 1 TFL at UK (1st start)



DT A.J. **LOGAN**
96

RS SO // 6-2 // 310 // COLUMBIA, MO.

TCK	TFL-S	QBH	FF
8	1.0-0	1	1

- ▶ Forced a fumble with a TFL last weekend against UConn.
- ▶ 2 tackles at UK
- ▶ 2 tackles with a QBH vs. UF
- ▶ 1 tackle at UGA last weekend



DE Nate **HOWARD**
88

FR // 6-4 // 240 // ST. LOUIS, MO.


TCK	TFL-S	QBH	FF
8	1.5-0	1	0

- ▶ Incredible motor helped him with the No. 2 job as a true freshman during camp.
- ▶ One tackle and a QBH vs. SC
- ▶ One tackle vs. UF, 2 at UGA

NOTES ON #DLINEZOU RESERVES

- ▶ The #DLineZOU reserves feature plenty of youth but tremendous upside, with not one senior on the defensive line. The top eight in rotation breakdown: 3 freshmen, 2 sophomores and 3 juniors.
- ▶ #DLineZou back-ups have compiled 12.0 TFLs this season.

#BASHBROTHERS - THE LINEBACKERS



WS Joey **BURKETT**
34

RS SO // 6-2 // 210 // JEFFERSON CITY, MO.

TKL	TFL-S	FF	PBU
8	0.0-0	0	0

- ▶ Had six tackles in opener vs. SEMO, third-most on team.
- ▶ 1 tackle at Arkansas State, UK
- ▶ Went to high school 30 minutes from Columbia in Jefferson City.



MLB Brandon **LEE**
4

RS FR // 6-2 // 220 // INDIANAPOLIS, IND.

TKL	TFL-S	FF	PBU
2	0.0-0	0	1

- ▶ Incredible athlete who was rated as a four-star LB and the nation's No. 16 LB prospect by ESPN.
- ▶ Had a special teams tackle last weekend vs. UF.



SM Clarence **GREEN**
40

RS SR // 6-0 // 220 // CLUTE, TEXAS


TKL	TFL-S	BLK	SFTY
18	0.5-0	1	1

- ▶ 5 tackles in season-opener vs. SEMO - 1 tackle at Arkansas State
- ▶ Blocked punt, scored safety vs. UConn
- ▶ Career-high 8 tackles at UK

NOTES ON THE LINEBACKER RESERVES

- ▶ Senior **Clarence Green** highlights the reserves, playing in 31 games in his career, including all 14 a season ago. He had a season- and career-high eight tackles against Kentucky.
- ▶ MLB **Brandon Lee** redshirted a season ago, but is an incredible athlete who was rated as a four-star LB prospect out of high school.
- ▶ **Joey Burkett** was the state's No. 9 overall recruit out of high school.

#NOFLYZONE - THE SECONDARY RESERVES



CB Logan **CHEADLE**
28

SO // 5-10 // 180 // LEE'S SUMMIT, MO.

TKL	PBU	PD	INT
6	0	0	0

- ▶ Tallied two tackles, his first of the season, vs. UConn
- ▶ Career-high 3 tackles at UK
- ▶ Cousin of actor Don Cheadle (Oceans 11, Hotel Rwanda, Iron Man 2)



FS Thomas **WILSON**
8

SO // 5-10 // 190 // SUWANEE, GA.

TKL	PBU	TFL	INT
7	0	0.5	0

- ▶ One of four true freshmen to play for Mizzou in 2014, tallying 17 tackles, 1.0 TFL and 1 pass break-up
- ▶ Three tackles last week in his home state at UGA.



SS Cortland **BROWNING**
3

RS SR // 6-1 // 205 // TYLER, TEXAS

TKL	PBU	PD	INT
8	0	0	0

- ▶ Missed season opener vs. SEMO with hamstring strain.
- ▶ Healthy for Arkansas State and matched then career-high 2 tackles
- ▶ Career-high three tackles at UK



CB John **GIBSON**
5

RS JR // 6-0 // 190 // MISSOURI CITY, TEXAS

TKL	PBU	TFL	INT
10	2	0-0	1-35

- ▶ Hauled in second career INT and returned it 35 yards to set up a TD in Mizzou's win at Arkansas State
- ▶ Three tackles at UK- PBU vs. SC
- ▶ 3 tackles vs. UF, 1 at UGA last wk

NOTES ON THE SECONDARY

- ▶ An experienced group for secondary coaches **Cornell Ford** and **Ryan Walters**, all four secondary reserves have seen plenty of game action this season.
- ▶ Both Cheadle and Wilson were true freshmen who saw game action last season - two of just four Mizzou true freshmen to play in 2014.
- ▶ **John Gibson** had a huge interception at Arkansas State that he returned 35 yards to the 11-yard line, leading to a TD in Mizzou's road win.

#SPECIALISTS - KICKERS



PK
99
Andrew **BAGGETT**
RS SR // 6-1 // 215 // LEE'S SUMMIT, MO.

FG	LNG	PAT	KO
10-13	41	12-12	0-0

- ▶ 29 points shy of being Mizzou's all-time leading scorer.
- ▶ Career FG: 60-83, PATs: 154-163.
- ▶ Reset school career FG record w/ 2 FGs at UGA - now has 60 in his career



P/KO
26
Corey **FATONY**
FR // 6-0 // 185 // FRANKLIN, TENN.


P-YDS	AVG.	TB	I-20
45-1982	44.0	3	16

- ▶ 16 of 45 punts have been inside 20 - 4 inside the 20 vs. UF, 1 vs. UGA
- ▶ 13 punts of 50+ yards - Long 61
- ▶ Leads all FR nationally in punting w/ his 44.0 average

NOTES ON THE KICKERS

- ▶ Senior FG kicker **Andrew Baggett** is second on Mizzou's career scoring list and should break that mark this season along with the career FG and PAT records at Mizzou. He passed Jeff Wolfert (59 FGs from 2006-08) with two FGs last weekend at UGA, becoming Mizzou's all-time career FG leader with 60 in three-plus seasons.
- ▶ Freshman **Corey Fatony** won the battle for the starting punter job and also for kickoffs. He has 13 punts of 50+ yards this season and has placed 16 inside the 20-yard line.
- ▶ Fatony had a monster game vs. Florida, earning Ray Guy National Player of the Week. He averaged 47.8 yards per punt on nine punts and pinned the Gators inside their 20 four times, averaging 45.7 yards per punt.

#SPECIALISTS - RETURNERS



PR
33
Cam **HILTON**
FR // 6-0 // 180 // ST. LOUIS, MO.

PR	YDS	AVG.	TD
4	12	4.0	0

- ▶ Took over punt return duties vs. SC, returning one for 10 yards.
- ▶ Began season as safety but has moved to WR/PR as coaches look to get him the ball - phenomenal athlete



PR
11
Aarion **PENTON**
JR // 5-10 // 190 // ST. LOUIS, MO.

PR	YDS	AVG.	TD
9	82	9.1	1

- ▶ Had a punt return TD on a blocked pooch-punt in the third quarter vs. SEMO.
- ▶ 8th in SEC in punt return average



KR
5
John **GIBSON**
RS JR // 6-0 // 190 // MISSOURI CITY, TEXAS

KR	YDS	AVG.	TD
7	88	12.6	0.0

- ▶ Tremendous athlete at the position - nicknamed JG by team.
- ▶ Has moved to the top of the depth chart at KR, having run back seven kicks so far this season

NOTES ON THE RETURNERS

- ▶ All three players are in their first year as starting kick returners, taking over for All-American return man **Marcus Murphy**, who is now with the New Orleans Saints and has an NFL punt-return TD in his rookie season.
- ▶ Penton scored a punt return TD on a blocked punt vs. SEMO - it was the first punt blocked for a TD by Mizzou since 2003.
- ▶ **Cam Hilton** and **John Gibson** enter week 8 as the starters at punt returner/kick returner, respectively.

QUICK STRIKES...NOTABLES

CURRENT TIGERS VS. VANDERBILT

- ▶ Here's a quick look at some career numbers that current Tigers have put together against Vanderbilt over the previous three matchups:
 - ▶ TB **Russell Hansbrough** has rushed for 137 yards on 32 carries (4.3 avg.) with a TD in three career matchups with the Commodores. In last year's 24-14 Mizzou victory at Faurot Field on Oct. 25, 2014, Hansbrough rushed for 87 yards on 19 attempts (4.6 avg.) with a 10-yard TD run to put the Tigers ahead 10-0 in the second quarter. He also added a 17-yard reception in that contest, which was his second-longest catch of the 2014 season.
 - ▶ In the 51-28 win at Vanderbilt Stadium on Oct. 5, 2013, Hansbrough rushed for 44 yards on nine carries (4.9 avg.) to contribute to the Tigers' 245 total rushing yards on 43 attempts (5.7 avg.). Mizzou pulled ahead 20-0 in the first quarter during that contest and never looked back.
 - ▶ LB **Kentrell Brothers** has 13 tackles (four solo) and an interception in three career contests against the Commodores. In each of the last two meetings, he has recorded six stops, including four solo tackles in the 2013 contest when he also returned his second career interception 15 yards.
 - ▶ LB **Michael Scherer** notched five tackles (two solo) during last year's Homecoming win at Memorial Stadium.
 - ▶ LB **Donavin Newsom** registered five tackles (one solo), a tackle for loss (-3 yards) and broke up a pass during the 2014 contest in Columbia.

- ▶ S **Ian Simon** has seven career tackles against the Commodores, including four stops (three solo) during the 2013 contest at Vanderbilt Stadium. Simon notched two solo tackles against Vandy last year.
 - ▶ CB **Kenya Dennis** finished with four tackles (three solo) and shared a tackle for loss (-1 yard) in last year's game.
 - ▶ CB **John Gibson** amassed four tackles (two solo) in the last game between Mizzou and Vanderbilt.
 - ▶ DL **Josh Augusta** recorded three tackles (one solo) during the 2014 matchup.
 - ▶ LB **Clarence Green** has three career tackles against Vandy, including two stops (one solo) in the 2014 victory.
 - ▶ DE **Charles Harris** had one solo tackle for a loss of one yard in the 2014 contest in Columbia.
 - ▶ PK **Andrew Baggett** is 7-for-8 in field goal attempts and 9-for-9 in PAT tries during his career against Vandy. In both the 2012 and 2013 games, he was a perfect 3-for-3 in field goal tries, including a long of 44 yards at Vanderbilt Stadium in 2013. He has 30 career points against the Commodores.
 - ▶ During the last meeting between the Tigers and Commodores at Vanderbilt Stadium on Oct. 5, 2013, the Mizzou defense sacked Vandy QB and current Mizzou recruiting graduate assistant **Austyn Carta-Samuels** 7.0 times (-38 yards), including 3.0 (-13 yards) by DE **Michael Sam**, 2.0 (-13 yards) by DE **Kony Ealy** (now with Carolina Panthers) and 1.5 (-10 yards) by LB **Markus Golden** (now with Arizona Cardinals).

MEDIA PROCEDURES

MONDAY

3:30 p.m. - News Conference w/Head Coach Gary Pinkel (MATC Complex)
4 p.m. - Requested players/assistants (MATC)

TUESDAY

10-11 a.m. - Gary Pinkel phone calls (Reserved through SID)

WEDNESDAY

9:30-10:30 a.m. - Gary Pinkel phone calls (Reserved through SID)
11:10 a.m. - Gary Pinkel on SEC Coaches' Weekly Teleconference

GAME CREDENTIALING

Credentials for the Mizzou 2015 home season may be requested online at www.mutigers.com. On the front page, mouse over the "Athletics" link, and click on the "Media Center" link to access the password-protected credentialing site. Password information can be obtained by contacting Kevin Fletcher (fletcherk@missouri.edu).

MIZZOU STRATEGIC COMMUNICATIONS

Mizzou Media Relations personnel assisting you with your coverage of the Mizzou Football team are Associate Athletics Director for Strategic Communications **Chad Moller** and Assistant Directors of Strategic Communications **Shawn Davis** and **Tyler Koonce**.

STAFF DIRECTORY

Chad Moller - Associate Athletics Director
 (W) 573/882-0712 (Cell) 573/268-3110
Shawn Davis - Assistant Director
 (W) 573/882-0711 (Cell) 573/882-0711
Tyler Koonce - Assistant Director
 (W) 573/884-9486 (Cell) 816/205-4500

Ryan Bradley - Sr. Associate Athletics Director
Kate Lakin - Associate Director
Patrick Crawford - Assistant Director
Andy Oldenburg - Assistant Director
Ali Fisher - Digital Media Specialist
RJ Layton - Associate

Faurot Press Box-573/882-7311 or 7312

NUMBERS TO KNOW...

80

wins since 2007. That is tied with Ohio State, USC and Wisconsin for the fifth-most in the nation in that span (power conferences).

5

conference division titles since 2007, the most in the nation in that span.

6

Mizzou went over 10 wins for the sixth time in program history last season. Five of those six have come under Gary Pinkel (all five since '07).

LAST TIME OUT...

- ▶ Mizzou lost a defensive slugfest at Georgia last Saturday (Oct. 17) in Athens, dropping the Tigers to 4-3 on the season and 1-3 in SEC play. Mizzou's defense was very good in the game, limiting Georgia to just 298 yards and zero touchdowns, thanks in large part to eight tackles for loss, six pass break-ups and an interception.
- ▶ Senior captain **S Ian Simon** picked off the opening pass of the game and ran it back 39 yards to the UGA 1-yard line, but the Tigers could not punch the ball in, settling for the first of two **Andrew Baggett** field goals. Baggett connected on his second FG right before the half as Mizzou took a 6-3 lead into the break.
- ▶ With his second FG, Baggett became Mizzou's all-time leader in career FGs made, with 60 in his three-plus seasons in Black & Gold. He passed former Tiger **Jeff Wolfert** (2006-08) who had 59 in his time as a Tiger.
- ▶ Georgia added a pair of FGs in the second half, including the game-winner with less than two minutes to play, to seal the win.
- ▶ Mizzou's stellar defensive outing was led by All-America candidate LB **Kentrell Brothers** who added to his nation-leading tackle total by tallying a career-best 17 stops on the night. That moves his season total to 91 (13.00 per game), both of which are national-bests.
- ▶ Junior LB **Michael Scherer** also had 12 tackles in the loss, one off of a career-high and RS FR DE **Walter Brady** tallied a career-high seven tackles (one TFL). RS SO DE **Charles Harris** added a season-high nine tackles with a sack.

LAST GAME



6



9

Date: Oct. 17
Location: Sanford Stadium
 Athens, Ga.
 92,746
Attendance:
Top Offensive Performer:
 D. Lock - 11-26 - 143 yards
Top Defensive Performer:
 K. Brothers - career-high 17 tackles
 M. Scherer - 12 tackles

A LOOK AT THE OPPONENT... VANDERBILT

SERIES VS. VANDERBILT

- ▶ Mizzou will play its eighth game all-time against Vanderbilt on Saturday with the Tigers holding a 4-2-1 advantage in the previous seven meetings. That record includes a 1-0 mark in Nashville as this will be just the second meeting ever between the two programs in the Music City.
- ▶ Mizzou and Vanderbilt last met back in the 1800s with a pair of meetings in 1985 and 1986. Mizzou won the first meeting, 16-0, in Columbia in 1895 before winning the next year in St. Louis, 26-6.
- ▶ Three consecutive meetings in Columbia followed for the two programs with Vanderbilt winning two meetings while the teams played to a 7-7 tie in the other meeting. The 7-7 tie came in 1957 and Vanderbilt claimed a 12-8 win the following season. The two teams didn't play again until Mizzou joined the SEC in 2012 as Vanderbilt won the inaugural meeting between the two programs as members of the SEC, 19-15, in 2012.
- ▶ Since then, Mizzou has won two consecutive games in the series, including a 51-28 win in Nashville in 2013 (detailed below). Mizzou also won last season's meeting, 24-14, in Columbia.

STAT BREAKDOWN		
16.6	PTS / GAME	19.3
12.9	PTS ALLOWED / GAME	18.5
103.4	RUSH YDS / GAME	156.7
113.7	RUSH YDS ALLOWED / GAME	114.8
187.0	PASSING YDS / GAME	242.3
165.3	PASSING YDS ALLOWED / GAME	223.2
290.4	TOTAL OFFENSE / GAME	399.0
279.0	TOTAL OFFENSE ALLOWED / GAME	336.0
27:08	TIME OF POSSESSION	32:53
33-100	3RD DOWN	46-107
14-16	RED ZONE SCORES	14-23

LAST YEAR REWIND - MIZZOU 24, VANDERBILT 14

- ▶ On Mizzou's 103rd Homecoming in 2014, **Gary Pinkel's** team pulled away to a 24-14 win over Vanderbilt at Memorial Stadium last season. WR **Bud Sasser** pulled in a pair of TD grabs and the Tigers became bowl eligible for the 10th time under Pinkel.
- ▶ Marcus Murphy ran for 93 yards on 16 carries, and **Russell Hansbrough** nabbed 87 yards and a touchdown on 19 carries; per Mizzou historian Tom Orf, it was the first time in 15 years that the Tigers have had two running backs each with at least 85 rushing yards against an FBS opponent.
- ▶ Mizzou drew first blood on the game's first drive when Andrew Baggett hit a 37-yard field goal, then made it 10-0 in the second quarter on a 10-yard run by Hansbrough. Together, those two drives chewed up 9:17 off the clock.
- ▶ Twice Vanderbilt pulled within three points, and twice Sasser and QB **Maty Mauk** answered with TD passes.

MIZZOU LOOKING TO KEEP MUSIC CITY MAGIC

- ▶ Senior QB **James Franklin** threw for four touchdowns and Missouri squashed any doubts about its early season schedule with a 51-28 victory at Vanderbilt en-route to its first ever SEC East Championship in 2013.
- ▶ The Tigers moved to 5-0 and opened conference play without missing a beat in the program's first trip to Nashville as a member of the SEC.
- ▶ The win moved **Gary Pinkel** to 5-0 for the fifth time at Mizzou (he was in his 13th season at Mizzou at the time)
- ▶ Franklin guided Missouri on scoring drives on the first six Tiger possessions, which resulted in three touchdowns and three field goals. Missouri out-gained the Commodores 285-97 in the first half in taking a 30-7 lead.
- ▶ Franklin finished 19-for-28 for 278 yards passing and added another 63 yards on the ground.

QUICK STRIKES...NOTABLES

'LOCKED' IN

► Freshman QB **Drew Lock** has started each of the last three games for head coach **Gary Pinkel**, going 1-2 against SEC East foes South Carolina, Florida and Georgia.

► Lock dazzled in his debut vs. the Gamecocks, going 21-for-28 with 136 yards and a pair of touchdowns and no interceptions. He led three Mizzou TD drives which was more than enough to help Mizzou to the win. He was the first true freshman QB ever to start a game in **Gary Pinkel's** coaching tenure and was the first true freshman QB to start a game at Mizzou since 1995.

► Lock also continued the streak of every Pinkel QB getting a win in his first career start, joining Brad Smith (2002 vs. Illinois), Chase Daniel (2006 vs. Murray State), Blaine Gabbert (2009 vs. Illinois), James Franklin (2011 vs. Miami [OH]), Corbin Berkstresser (2012 vs. Arizona State), and Maty Mauk (2013 vs. Florida).

► Lock completed 21-of-28 passes for 136 yards and two touchdowns. His completion rate of 75.0-percent stands as the second-best debut start for a Pinkel era quarterback. Blaine Gabbert completed 25-of-33 passes (75.8%) vs. Illinois in 2009.

► Below is a look at QBs debut starts under Pinkel:

Brad Smith (RSFr.) vs. Illinois, 2002

C-A-I	Yds.	TD
15-26-0	152	0
Rushes	Yds.	TD
18	138	1
Won, 33-20 (in St. Louis, Mo.)		

Chase Daniel (So.) vs. Murray State (2006)

C-A-I	Yds.	TD
23-32-0	320	5
Rushes	Yds.	TD
9	-27	0
Won, 47-7 (in Columbia, Mo.)		

Blaine Gabbert (So.) vs. Illinois (2009)

C-A-I	Yds.	TD
25-33-0	319	3
Rushes	Yds.	TD
10	39	1
Won, 37-9 (in St. Louis, Mo.)		

James Franklin (So.) vs. Miami-Ohio (2011)

C-A-I	Yds.	TD
17-26-1	129	1
Rushes	Yds.	TD
14	72	1
Won, 17-6 (in Columbia, Mo.)		

Corbin Berkstresser (RSFr.) vs. Arizona St. (2012)

C-A-I	Yds.	TD
21-41-1	198	0
Rushes	Yds.	TD
18	25	1
Won, 24-20 (in Columbia, Mo.)		

Maty Mauk (RSFr.) vs. #22 Florida (2013)

C-A-I	Yds.	TD
18-36-1	295	1
Rushes	Yds.	TD
6	15	1
Won, 36-17 (in Columbia, Mo.)		

Drew Lock (Fr.) vs. South Carolina (2015)

C-A-I	Yds.	TD
21-28-0	136	2
Rushes	Yds.	TD
7	0	0
Won, 24-10 (in Columbia, Mo.)		

► Lock was the first QB to make his starting debut under Pinkel to throw for two TDs since Blaine Gabbert in 2009. His 21 completions were the most since **Corbin Berkstresser** had 21 against Arizona State. Only current NFL QBs **Chase Daniel** (23) and Gabbert (25) had more completions in their first start under Pinkel.

► Lock was challenged against a dominant Florida defense that limited him to just 16-for-39 passes and picked him off twice. He did set career-highs in pass attempts (39) and passing yards (151). He went 11-for-26 with 143 yards at UGA.

INDIVIDUAL NOTABLES FROM GEORGIA

► QB **Drew Lock** completed 11 of 26 passes for 143 yards. His 33-yard pass to WR Nate Brown was the second-longest completion of his freshman season.

► RB **Russell Hansbrough** notched a career-long 24-yard catch-and-run in the second quarter.

► WR **Nate Brown** hauled in a career-long 33-yard reception in the first quarter. His previous long was a 25-yard catch vs. Southeast Missouri on Sept. 5.

► WR **Cam Hilton** made a career-long 29-yard reception in the second quarter.

HANSBROUGH REACHES 2K MARK

► Senior RB **Russell Hansbrough** rushed for 43 yards against South Carolina, giving him exactly 2,000 in his career. Only 14 Tigers (and only 12 running backs) have ever rushed for more than 2,000 yards in a career. Hansbrough is the first Tiger to do so since **Henry Josey** in 2013. Hansbrough ran for 24 yards Saturday, moving him to 2,098.

► Hansbrough is the seventh player under head coach **Gary Pinkel** to accomplish that feat. Other 2,000-yard rushers under Pinkel include QB **Brad Smith** (4,289), **Zack Abbron** (3,198), **Henry Josey** (2,771), **Tony Temple** (2,552), **Kendial Lawrence** (2,232) and **Derrick Washington** (2,085). Of course, all of those running backs were mentored by RB coach **Brian Jones**, who has been with Pinkel's coaching staff since 1992.

► Hansbrough is the first Mizzou player to rush for 1,000 yards and return for a season since Henry Josey in 2013. Hansbrough ran for 1,084 yards in 2014. Hansbrough's 205 rushes in 2014 were the most by a Tiger RB since 2003 when Zack Abbron ran the ball 219 times. His 1,084 yards in 2014 rank 10th all-time at Mizzou. He has averaged 5.3 yards per carry over his career.

Player	Years	Carries	Yards	Yards/Carry
Brad Smith	2002-05	799	4,289	5.4
Zack Abbron	2000-03	692	3,198	4.6
Henry Josey	2010-13	395	2,771	7.0
Tony Temple	2004-07	466	2,552	5.5
Kendial Lawrence	2009-12	444	2,232	5.0
Derrick Washington	2007-09	403	2,085	5.2
Russell Hansbrough	2012-present	400	2,098	5.2

HARRIS ADDED TO BEDNARIK AWARD WATCH LIST

► Redshirt sophomore DE **Charles Harris** has been wreaking havoc in opposing backfields all season and his play turned the heads of members of the Maxwell Club. In fact, Harris was one of 13 players nationally selected by the Maxwell Club to be added to the Chuck Bednarik Award Watch List earlier this month.

► Harris joins teammate Kentrell Brothers (Guthrie, Okla.) as Brothers was on the original Bednarik Award Watch List, which was released in July. Harris ranks fifth nationally and leads the Southeastern Conference with 11.5 tackles for loss in 2015. Harris is also ranked seventh in the SEC and among the nation's top 60 in quarterback sacks with 4.0. Harris recorded 2.0 sacks at Arkansas State, equaling his career total coming in. He also registered 4.5 tackles for loss (-24 yards) at A-State, which marked the first time a Mizzou defender recorded 4.5 or more tackles for loss in a game since Stryker Sulak had 5.0 TFLs vs. Illinois Aug. 30, 2008.

► Harris is fourth on the team and leads Mizzou defensive linemen with has 29 tackles (18 solo) with 11.5 tackles for loss (-46 yards), 4.0 sacks (-23 yards), four QB hurries and a forced fumble through six games. Harris is a big reason why Mizzou leads the SEC while ranking third nationally with 57 total tackles for loss with at least seven in each game. Harris has had multiple tackles for loss in five of Mizzou's six games this season and he is averaging -4 yards per TFL this season.

QUICK STRIKES...MORE NOTABLES

BAGGETT 29 POINTS SHY OF MIZZOU CAREER RECORD

- ▶ Heading into the weekend, Mizzou senior PK **Andrew Baggett** sits just 29 points shy of breaking **Jeff Wolfert's** career record for points scored. Baggett has 334 points in his career (60 field goals, 154 PATs).
- ▶ Last week at Georgia, Baggett connected on two of three FG attempts, moving his career total to 60. That passes former Tiger kicker Jeff Wolfert for the all-time career FG record at Mizzou. Wolfert (2006-08) had 59 in his years as the Tiger kicker.
- ▶ In his career, Baggett has turned in two of the best point-scoring season totals in Mizzou history. His 120 points in 2013 rank fourth all-time at Mizzou while his 97 total points a season ago rank 14th.

HOLDING ONTO THE ROCK

- ▶ Mizzou is coming off of a school-record performance in 2014 when it comes to ball security. Mizzou lost just three fumbles in 2014, the fewest in program history.
- ▶ Mizzou ran 954 plays in 2014, meaning that the Tigers lost a fumble just once in every 318 plays a season ago.
- ▶ The lost fumbles were not a case of just getting 'the lucky bounce' either. Mizzou put the ball on the turf just 10 times in 2014 (once every 95 plays). To put how good the 10 fumbles were, Mizzou's opponents fumbled more than three times as much with 32 fumbles. In fact, Mizzou recovered more fumbles (13) than it committed as a team in 2014.
- ▶ The trend has continued in 2015 as Mizzou has lost just zero fumbles in 452 total plays over the first seven games with both fumbles on special teams. The first fumble was on a punt as the ball hit a player and was recovered by UConn in the third game of the season. The second came last week as PR **Cam Hilton** was hit immediately as he fielded the ball, fumbling it away to Georgia. Mizzou has yet to lose a fumble on an offensive play from scrimmage this season.
- ▶ Mizzou leads the SEC and is tied for 11th nationally in fumbles lost this season, a stat that head coach **Gary Pinkel** and his staff have done a great job reinforcing its importance with their team.

IF IT GOES TO OVERTIME

- ▶ Grab your stomach acid medication and hold on tight, as a stellar defense and a knack for playing tight games can be a recipe for overtime. If it does go overtime, Mizzou fans can rest easy, as no program in NCAA history has won more overtime games than the Tigers. Mizzou has played 16 overtime games since the rule came into effect in 1996 (2nd-most behind Tennessee's 17), and the Tigers have come out victorious an NCAA-best 11 times...
- ▶ The most OT wins in NCAA history look like this: 1. Mizzou, Tennessee (11); 3. Arkansas, Michigan, Northwestern, Syracuse, Utah (9); 8. 10 teams tied (8)...
- ▶ Here's a listing of the most OT games played in NCAA history (thru games of Oct. 17) – 1. Tennessee (17); 2. Mizzou, Fresno State, Syracuse, Utah (16); 6. Northwestern, Pittsburgh, (15); 8. 7 teams tied (14)...
- ▶ Interestingly enough, Mizzou Head Coach **Gary Pinkel** has the distinction of coaching in the first overtime game ever played at the FBS level. When Pinkel was skipper for Toledo, his Rockets won the MAC title and faced Nevada in the 1995 Las Vegas Bowl. For the 1995 bowl season, the current overtime rule was put into effect, and the game went to overtime, where Pinkel's Rockets claimed a 40-37 win in one extra period...
- ▶ Pinkel is 8-3 alltime at Mizzou in overtime, and he is 10-3 alltime, including a perfect 2-0 at Toledo

IF IT'S A CLOSE GAME

- ▶ In **Gary Pinkel's** 15 years on the sideline at Mizzou, the Tigers have played in plenty of close games and the Tigers have a knack for winning those games, especially lately.
- ▶ Pinkel in his career at Mizzou is 27-23 in games decided by seven points or fewer, including a 6-3 mark since 2013 and a 5-2 mark in 2014 and 2015.
- ▶ Mizzou is 40-33 in games decided by 10 or fewer under Pinkel and 13-7 since joining the SEC, including a 6-2 mark in 2014 and a 10-4 mark since 2013.

TURNOVER MARGIN IS KEY FOR PINKEL'S TIGERS

- ▶ Looking deeper into the turnover margin, since **Gary Pinkel** took over the Mizzou program in 2001, Mizzou owns a plus-84 advantage in turnover margin (186 games).
- ▶ Pinkel's teams have won the turnover margin in 87 games, going 71-17 in such contests. Remarkably, 11 of those 16 losses came in Pinkel's first five years as he was rebuilding the program. Starting in 2006, Mizzou is 51-5 when winning the turnover battle. It is no surprise that in that span, Mizzou has won five conference division championships.
- ▶ Since joining the SEC, Mizzou is 17-2 when winning the TO battle including a current streak of 10 consecutive wins. While the 10 consecutive wins when winning the TO battle may seem impressive, it is still just over a third of the way to the school record, which is 29 consecutive wins by Pinkel's crew from 2005-2010.
- ▶ In Pinkel's 184 games as a head coach, Mizzou has either won the TO battle or tied in 134 of those 184 games. Mizzou has won 101 of those 134 games.
- ▶ Below is a breakdown of games when Mizzou has won the TO battle under Pinkel:

Turnover Margin	W	L	Pct.
+1 Turnover	25	13	65.8%
+2 Turnover	25	4	86.2%
+3 Turnover	12	0	100%
+4 Turnover	6	0	100%
+5 Turnover	3	0	100%

PINKEL'S RECORD BY POINTS SCORED

- ▶ The winningest coach in Mizzou history, **Gary Pinkel** has taken a once downtrodden program to one of the nation's most elite programs since 2007. Below is a look at his record base on points scored.
- ▶ It is worth noting when looking at this chart that when Mizzou scores at least 30 points, Pinkel is 93-10. What is even more remarkable is that Mizzou has scored more than 30 points in 103 of Pinkel's 186 games (55 percent).

Points	W	L	Pct.
0-9	1	10	.091
10-19	5	28	.182
20-29	18	21	.461
30-39	41	9	.820
40-49	33	1	.971
50-59	15	0	1.000
60-69	4	0	1.000

PINKEL'S RECORD BY POINTS ALLOWED

- ▶ Let's breakdown the same list by points allowed. Some notables are that Mizzou is 64-4 when holding opponents to fewer than 20 points during Pinkel's career and even more amazing is Mizzou's 104-26 record when limiting opponents to fewer than 30 points (80 percent). Mizzou lost its first ever game under Pinkel when limiting opponents to fewer than 10 points last week at Georgia

Points	W	L	Pct.
0-9	29	1	.967
10-19	35	3	.921
20-29	40	22	.645
30-39	11	22	.333
40-49	2	13	.133
50-59	0	7	.000
60-69	0	1	.000

JAILBREAK BLITZ...DEFENSE NOTABLES

TEAM NOTABLES

► Mizzou's defense is playing at arguably its highest level since the early 1980s having held opponents to 21 points or fewer in all seven games this season and eight consecutive games dating back to last season's Buffalo Wild Wings Citrus Bowl (more on that streak below, by the way). That being said, the defense is well-represented in the national and SEC rankings so far this season. Below is a look.

Category	Stat	SEC	National
Tackles for Loss	9.3/gm	2nd	5th
Scoring Defense	12.9/gm	1st	6th
Total Defense	279.0	2nd	8th
Passing Defense	165.3/gm	1st	11th
Interceptions	8	4th	29th
Pass Efficiency Def.	110.24/gm	2nd	28th
Sacks	2.86/gm	4th	22nd
Rush Defense	113.7/gm	4th	21st

► Not only does the team defense rank very high among conference and national opponents, but plenty of Mizzou individuals are well-represented among the national and SEC rankings, highlighted by a trio of breakout stars in LB **Kentrell Brothers** and DEs **Walter Brady** and **Charles Harris**. Below is a look.

Player	Category	Stat	SEC	National
Kentrell Brothers	Total Tackles	91	1st	1st
Kentrell Brothers	Tackles/gm	13.0	1st	1st
Charles Harris	TFLs/gm	1.8	2nd	9th
Walter Brady	Sacks/gm	0.86	3rd	20th
Charles Harris	Sacks/gm	0.67	5th	43rd

► It is important to note that Brady leads all freshmen nationally with his six sacks through the first seven games. Looking deeper into the stats, Harris and Brady have combined to give Mizzou one of the most potent DE duos in the nation. In fact, the duo's combined 22 tackles for loss (12.5 for Harris, 9.5 for Brady) match the pace set by current NFL players **Shane Ray** and **Markus Golden**, who had 22.0 through seven games a season ago.

► Harris and Brady have also combined to give Mizzou's the nation's third-best TFL duos. Below is a breakdown.

School	Player	Player	Total
1. Arizona State	Salamo Fiso (13.5)	Antonio Longino (10.0)	23.5
2. Penn State	Carl Nassib (15.5)	Austin Johnson (7.5)	23.0
3. Mizzou	Charles Harris (11.5)	Walter Brady (8.5)	22.0
Wisconsin	Joe Schobert (14.5)	Vince Biegel (7.5)	22.0
5. Oklahoma State	Emmanuel Ogbah (11.0)	Jimmy Bean (10.5)	21.5

► What is remarkable about the list above is that both Harris and Brady are underclassmen (Harris a RS sophomore, Brady a RS freshman). Every other player on the list above is either a junior or senior.

TIGER DEFENSE STAYING AWAY FROM BIG PLAYS

► Mizzou's defense has done a solid job of keeping opponents in check all season long, as one might surmise, with the Tigers ranking highly in many defensive categories within the SEC and nationally. One area where MU has really excelled is limiting long plays from scrimmage.

► In 483 defensive snaps through seven games so far, Mizzou has allowed only 17 plays of 20 yards or more, which ranks 3rd in the SEC and 14th in the NCAA. Breaking that down further, the Tigers have allowed only three plays of 30 yards or more (1st in SEC / 3rd in NCAA), and they are one of only three teams to not allow a single play so far of 40 yards or more.

► The Tigers have been the best against the run on denying long plays, as they've allowed only two rushes of 20 yards or more (1st in SEC / 3rd in NCAA), and they are one of only 12 defenses so far nationally to not allow a single run this year of 30 yards or more.

► According to College Football Matrix, Mizzou is the only team in the nation yet to allow a score from outside of the red zone this season as well.

21 IS THE MAGIC NUMBER

► Continuing the theme of Mizzou's solid defensive play, we offer the fact that the Tigers have allowed 21 points or less in all seven games so far in 2015, and Mizzou's scoring defense average of 12.9 is tops in the SEC (and ranks 6th nationally)...

► Dating back to the 2014 Citrus Bowl against Minnesota (a 33-17 Mizzou win), the Tigers have allowed 21 or fewer points now in 8 consecutive games overall, which is the longest such streak at Mizzou since Warren Powers' Tigers achieved that in 12 straight games spanning the 1981-82 seasons. That streak began on Oct. 24, 1981, with a 6-0 loss to #15 Nebraska, and continued through Oct. 16, 1982, with a 17-17 tie against Iowa State. The 12-game string was broken, albeit barely, on Oct. 23, 1982, with a 23-19 loss at #5 Nebraska...

INDIVIDUAL NOTABLES

► LB **Kentrell Brothers** had a career-high 17 tackles last weekend against Georgia. His 17 tackles broke his previous career-high of 16, set twice earlier this season. The 17 tackles are also tied for the second-most by a Tiger in the Pinkel era. Brothers now has four of the top-seven tackling performances in the Pinkel era with all four coming this season (17 at UGA, 16 vs. SEMO, Arkansas State, 15 vs. Florida).

► Brothers has 91 tackles (42 solo), 5.5 TFLs (-16 yards), 2 INTs (returned 9 yards), two blocked kicks and one pass broken up through six games. His 91 tackles lead the nation as do his 13.0 tackles per game. Mizzou's single season tackles record is 164 by Travis McDonald (1994). His 91 tackles this season are already the 25th-most by a Tiger during the Pinkel era with five regular season games remaining.

► Brothers has 121 tackles over his last 10 games (12.0 avg.).

► Brothers' 2-interception performance at Arkansas State was the first for Mizzou since S **Braylon Webb** picked off two passes at Florida on Oct. 18, 2014. It marked the 11th time a Mizzou defender has recorded two or more picks over the last 18 years. Brothers is just the third linebacker to gain that distinction, joining LB Sean Weatherspoon (2 vs. Illinois on Aug. 30, 2008) and LB Brandon Barnes (2 vs. Texas Tech on Oct. 25, 2003).

► Brothers is the first Mizzou player under **Gary Pinkel** to post four consecutive games with at least 10 tackles before seeing that streak snapped against South Carolina. It is worth noting that Brothers was nursing an injured ankle in that game, suffered the previous outing against Kentucky. Against Florida and Georgia over the last two weeks, he looked like the Brothers from the first four weeks, hauling in a team-high 32 tackles in that span. He has four games with 15+ tackles in 2015.

► DE **Charles Harris** recorded 2.0 sacks at Arkansas State, equaling his career total coming in. He also registered 4.5 tackles for loss (-24 yards) at A-State, which marked the first time a Mizzou defender recorded 4.5 or more tackles for loss in a game since LB Stryker Sulak has 5.0 TFLs vs. Illinois Aug. 30, 2008 at the Edward Jones Dome in St. Louis.

► Harris has 38 tackles (20 solo), 12.5 tackles for loss (-56 yards), 5.0 sacks (-33 yards), four QB hurries and a forced fumble through seven games. He had a career-high nine tackles with a sack at Georgia last weekend.

► Harris is 9th nationally and 2nd in the SEC in tackles for loss through seven games.

► DE **Walter Brady** recorded his first 2.0 career sacks (-10 yards) vs. UConn. He has been on a tear over his last seven games, totalling 6.0 sacks (20th-most nationally) and tops among freshmen nationally.

NOTABLES FROM GEORGIA

► Mizzou now has eight interceptions on the season, fourth in the SEC.

► LB **Kentrell Brothers** set a career-high with 17 tackles (five solo), breaking his previous career-best mark of 16 stops that he recorded earlier this season vs. Southeast Missouri on Sept. 5 and at Arkansas State on Sept. 12.

► Brothers recorded a stop on fourth-and-short in the first quarter, marking the fourth time the Mizzou defense has forced a turnover on downs this season.

► LB **Michael Scherer** finished with 12 tackles (three solo), a season-high total.

► S **Ian Simon** recorded his second interception of the season off of a deflected pass by Scherer on the first play from scrimmage. He set a career-long with a 39-yard return down to the Georgia 1-yard line. It established a new career-high for a single season and marked the fourth pick of his career. The 39-yard return was the longest by a Mizzou player since LB Darvis Ruise returned a pick 46 yards for a touchdown at Florida on Oct. 18, 2014.

► Simon also set a career high with nine tackles (five solo). His previous career-best was eight stops at Florida on Oct. 18, 2014.

► DE **Charles Harris** recorded a career-high nine tackles (two solo) and notched his fifth sack (-10 yards) of the season.

► DT **Terry Beckner, Jr.**, set a career-high with six tackles and notched his second sack (-2 yards) in as many weeks.

JAILBREAK BLITZ...DEFENSE NOTABLES

BALL-HAWKING

▶ The key to Mizzou's solid defense so far this year has been its ability to slow the pass with eight interceptions. Mizzou has a pair of three-interception games this season, marking the ninth time in 15 seasons under **Gary Pinkel** that the Tigers have had at least two separate three-interception games in the same season.

▶ Mizzou has three picks in a road win at Arkansas State earlier this season, two coming from LB **Kentrell Brothers** and the other coming from CB **John Gibson**. Mizzou also hauled in three interceptions against South Carolina with **Ian Simon**, **Kenya Dennis** and **Walter Brady** each hauling in picks.

▶ Below is a breakdown of Mizzou's three-interception games under Pinkel, which has grown to 15 such games.

MIZZOU WITH 3+ INTERCEPTIONS SINCE 2002

Game	INTs
2002 MU 44, Troy State 7	4
2003 MU 62, Texas Tech 31	4
2004 Troy 24, MU 13	3
2004 MU 17, Colorado 9	3
2005 MU 38, South Carolina 31	3
2006 MU 34, Ole Miss 7	3
2007 MU 41, Texas Tech 10	4
2010 MU 23, Illinois 13	3
2010 MU 50, McNeese St. 6	3
2010 MU 35, Kansas 7	3
2013 MU 58, Murray State 14	3
2013 MU 38, Toledo 23	3
2013 MU 45, Indiana 28	3
2015 MU 27, Arkansas State 20	3
2015 MU 24, South Carolina 10	3

NO FLY ZONE

▶ Staying on the topic of Mizzou's pass defense, the Tigers have been nothing short of sensational this season. Mizzou is fourth in the SEC with eight interceptions this season, including two separate games with at least three picks.

▶ Mizzou leads the SEC and is 11th nationally in pass defense, allowing just 165.3 yards through the air this season. Mizzou has held six of its opponents this season to fewer than 200 yards passing.

SACK MASTERS

▶ Mizzou finished 2014 with a school-record and SEC-leading 44.0 total sacks, one year removed from tallying 41.5 in 2013, which at the time was a school record.

▶ Through seven games this season, Mizzou has 20 sacks, a top-25 mark nationally.

▶ Mizzou's 105.5 total sacks over the last two-plus seasons rank as the fourth-most in college football in that span. Below is a list:

1. Ohio State - 111 (42 in 2013, 45 in 2014, 24 in 2015)
2. Utah - 110 (39 in 2013, 55 in 2014, 16 in 2015)
3. Washington - 108 (41 in 2013, 51 in 2014, 16 in 2015)
4. Mizzou - 105.5 (41.5 in 2013, 44 in 2014, 20.0 in 2015)
5. Virginia Tech - 102 (39 in 2013, 48 in 2014, 15 in 2015)

▶ Mizzou is second in the nation with 65 total tackles for loss and the 9.3 per game average is fifth nationally. Keep in mind, Mizzou does not have a senior on #DLineZou this season and starts two freshmen and a sophomore.

▶ Looking deeper into that, 31.0 of Mizzou's 65 total tackles for loss this season have come from freshmen or sophomores (48-percent).

DEFENSE SCORES, TOO!

▶ Since 2010, Mizzou's defense has done more than just limiting its opponents from scoring - they have been scoring themselves. In fact, since 2010, Mizzou has scored 26 defensive TDs, fifth-most nationally in that span, just one behind Florida.

▶ Mizzou scored a defensive TD in the season-opener as **Kentrell Brothers** blew up a pooch-punt for a block that caromed into the hands of **Aarion Penton**, who took it 41 yards for the score.

▶ Last season, Mizzou scored three defensive touchdowns, including two in one game at Florida when DE **Markus Golden** (2nd-round pick by the Arizona Cardinals) returned a fumble and LB **Darvin Ruise** returned a pick-six in that game.

TENNESSEE MOUNTAIN HOME

▶ Similar to last week when seven Mizzou players returned to their home state of Georgia, this Saturday's game at Vanderbilt will be a homecoming six current Mizzou players. With six players from the state of Tennessee, it proves that Mizzou has established itself as a major player in the SEC recruiting footprint. Each of the six players is either a freshman or redshirt freshman as well. OL **Paul Adams** is a Nashville native as well, playing at Christ Presbyterian.

- **Johnathon Johnson** - Fr., WR, Memphis, Tenn. (Melrose)...
- **Thomas Richard** - RS Fr., WR, Nashville, Tenn. (Christ Presbyterian)...
- **Corey Fatony** - Fr., P, Franklin, Tenn. (Franklin)...
- **Finis Stribling IV** - RS Fr., DB, Thompson's Station, Tenn. (Independence)...
- **Paul Adams** - RS Fr., OL, Nashville, Tenn. (Christ Presbyterian)...
- **Emanuel Hall** - Fr., WR, Franklin, Tenn. (Centennial)...

DEFENSE, SPECIAL TEAMS SPECIAL UNDER PINKEL

▶ Since head coach **Gary Pinkel** took over the program in 2001, Mizzou has scored 72 times on defense or special times (48 defensive scores, 24 special teams scores). To put that mark into perspective, Mizzou had just 28 defensive and special teams scores in the previous 15 seasons prior to Pinkel's arrival on campus.

▶ The 24 special team scores consist of 19 punt or kick return scores (12 punt, seven kick) and five blocked kick scores (including one this season for a safety against UConn).

▶ Mizzou's 48 defensive scores consist of 22 pick six plays, 14 fumble recoveries and 12 defensive safeties.

FATONY EARNS NATIONAL HONOR

▶ Freshman punter **Corey Fatony** earned the Ray Guy Award National Player of the Week title after his stellar performance against Florida two weeks ago.

▶ Fatony punted nine times against the Gators, averaging 47.8 yards per punt while resetting his career-long with a 61-yard punt in the second quarter. He pinned the Gators inside their 20-yard line four times. On the year, Fatony, a true freshman, is averaging 44.0 yards per punt on 45 attempts. He has placed 16 punts inside the 20 this season and had 19 fair caught while just three have been touchbacks.

▶ Among freshmen nationally, Fatony is first in yards per punt with his 44.0 yard average while his 45 total punts lead the nation.

FRESHMEN PUNTING LEADERS (NCAA)

Player	School	Rank	Avg.
Corey Fatony	Mizzou	25th	44.0
Austin Seibert	Oklahoma	34th	43.4
Steve Coutts	Louisiana-Lafayette	36th	43.2
Joe Schopper	Purdue	40th	42.7
Stone Wilson	Florida International	50th	42.0

DEFENSE LIMITING YARDS

▶ Through seven games, Mizzou has allowed just 1,953 total yards, good for an average of just 279.0 per contest. Mizzou has not been that stingy on defense through the first seven games since 2006 when limiting opponents to just 1,933 total yards through seven games (276.1 per contest).

▶ To put that mark into context, the 2006 team finished the season ranked among the top 35 nationally in both scoring defense and total defense, limiting opponents to just 17.9 points per game and just 309 yards per game.

QUICK HITS...MISCELLANEOUS NOTABLES

PINKEL ON DODD TROPHY WATCH LIST

► Mizzou football head coach **Gary Pinkel** was one of 23 head coaches to be named to the Dodd Trophy Preseason Watch List, announced July 10 by the Bobby Dodd Coach of the Year Foundation and the Chick-fil-A Peach Bowl. Pinkel is one of eight SEC coaches to land on the list, which is designed to recognize the nation's top head coach.

► The list includes 23 of the nation's top college football coaches representing all Power 5 conferences, the Mountain West Conference and Notre Dame. The head coaches on the watch list represent programs with the highest ideals of leadership, scholarship and integrity on and off the field – the three pillars of legendary coach Bobby Dodd's philosophy. Each coach sits at the helm of programs with winning records, superior Academic Progress Rate (APR) scores and graduation rates, along with a strong commitment to service within their respective communities.

► Pinkel is the reigning SEC Coach of the Year and has led Mizzou to five conference division titles in the last eight seasons (2007, 2008, 2010, 2013, 2014), which is tied for the best in the nation in that span. Mizzou has won 78 games since 2007, which ties Ohio State for the fifth-most wins nationally in that span. Pinkel is the winningest coach in Mizzou history (117-67) and is the 19th-winningest coach in FBS history.

► Not only have Pinkel's teams seen tremendous success on the field, but they have excelled in the classroom. In 2013 and 2014, Pinkel's teams have ranked in the NCAA top 10 in APR. The Tigers were third in the SEC in APR in 2015 and led the league in 2014.

A 'BARRY' INTIMIDATING GROUP

► Mizzou's defense has become one of the most feared groups in the SEC and this year, the group will have a new leader as DC **Barry Odom** returns to Mizzou after a successful stint as the DC at Memphis. Odom, 38, as he takes over for **Dave Steckel**, who left to be head coach at Missouri State following the conclusion of Mizzou's 2014 season.

► Odom has been defensive coordinator and safeties coach at Memphis for the past three seasons, where he has orchestrated an impressive body of work by the Tiger defense. Memphis concluded a 10-3 season that was fueled largely by Odom's defense which ranked fifth nationally in scoring defense (17.1 ppg) and 22nd in total defense (343.3 ypg) heading into bowl season. That marked an astounding incremental improvement, as Memphis ranked 117th nationally in total defense in 2011 prior to Odom assuming the reins. In 2012, Odom's first year, the Tiger defense improved to 50th nationally in total defense (383.6 ypg), followed by a jump to 39th in 2013 (370.7 ypg). Memphis earned a share of the 2014 American Athletic Conference title, giving them a conference championship for the first time since 1971.

► It's a homecoming for Odom as he returns to his alma mater, where he starred as a linebacker for Mizzou from 1996-99 and later returned for a nine-year stint (2003-11) in a variety of roles for Pinkel's staff. He first came back in 2003 as an administrative graduate assistant, and after one year in that role, Odom moved to director of recruiting for the 2004 and 2005 seasons and then served three years (2006-08) as director of football operations.

► In 2009, Odom moved to the coaching side of the ledger, as Pinkel's safeties coach for three seasons where he developed **Kenji Jackson, Jarrell Harrison** and **Jasper Simmons** into All-Big 12 performers for Tiger teams which won 26 games in those three years. Odom also played a significant role in recruiting, as he was the lead on many highly-regarded prospects who chose to attend Mizzou.

BACK-TO-BACK

► Mizzou has won the SEC East in back-to-back seasons and that accomplishment has put Mizzou in some pretty elite company. Since 2001, Mizzou joins Alabama, Georgia, Florida and Tennessee as the only SEC teams to win two consecutive SEC division titles. Four programs in the SEC (Kentucky, Ole Miss, Texas A&M and Vanderbilt) have never won an SEC Division Championship and Mizzou has done so twice in its first three seasons

► Mizzou's 23 wins over 2013 and 2014 are fifth nationally, trailing only Florida State (27), Ohio State (26), Michigan State (24) and Oregon (24).

► Since 2007, Mizzou has claimed five conference division titles (three Big 12 North titles and two SEC East titles), the most in the nation during that span.

► All of those division-winning seasons ended with at least 10 wins as five of Mizzou's six 10-win seasons in program history have come under the direction of **Gary Pinkel**.

► In each of the last two seasons, Mizzou has clinched the SEC East at home with wins over SEC West powers Texas A&M (2013) and Arkansas (2014). Each division title seemed equally as improbable to national pundits, but Mizzou defied the odds each year. In 2013,

Mizzou was coming off of a disappointing 2012 campaign in which it went 5-7. But the Tigers rebounded for a 12-2 season, ranking as high as No. 5 nationally and culminating in an AT&T Cotton Bowl Classic win over Oklahoma State. Last year, Mizzou won its final six regular season games despite being underdogs in four of those six games. The season ended with an 11-3 mark and a Buffalo Wild Wings Citrus Bowl Championship.

"MO"VEMBER

► There is no question that in college football, teams that win in November often are destined for championships and Mizzou Football has been the perfect reflection of that over the last two years. Since 2013, Mizzou is a perfect 8-0 in the month of November.

REMEMBERING 'AO' 10 YEARS LATER

► The 2015 season marks the 10-year anniversary of the tragic passing of **Aaron O'Neal**, a linebacker on the 2005 Mizzou Football team who passed away at the age of 19 following a voluntary workout. O'Neal may be gone, but he has not been forgotten by anyone in the Mizzou community and his memory lives on with Gary Pinkel and the program 10 years later.

► Gary Pinkel has done his best to help the program remember O'Neal, the man with the 'million-dollar smile' as he was renowned. Every year, a linebacker from the St. Louis area - where O'Neal called home - will don O'Neal's #25. Currently, that bestowment belongs to sophomore LB **Donavin Newsom**; he will wear it for the remainder of his career and pass along to another St. Louis LB. Newsom, just like O'Neal, graduated from Parkway North High School in St. Louis, Mo.



BOEHM, DENNIS, HANSBROUGH, SIMON CAPTAINS

► In its annual tradition, Mizzou Football and head coach Gary Pinkel announced the team's captains to coincide with the opening of training camp in early August. Earning this distinction as team captains this season were seniors C **Evan Boehm**, CB **Kenya Dennis**, RB **Russell Hansbrough** and S **Ian Simon**.

► The four seniors were selected by their teammates and have combined to play in 129 games, including a combined 77 starts. The seniors have helped Mizzou win 28 games over the last three seasons and were key cogs in Mizzou's back-to-back SEC East Championships over the last two seasons.



10 TIGERS PLAYING AFTER EARNING DEGREES

► When Mizzou hits the field for the first time in 2015, 10 Tiger seniors will be playing having already earned their degrees. That is the third-most graduates playing on any team in the nation in 2015. In addition, five of the seniors are scheduled to graduate in December while the remaining four are all on pace to graduate in May.


- The current Mizzou grads playing for Gary Pinkel this season are:
 - S **Cortland Browning**
 - QB **Corbin Berkstresser**
 - OL **Taylor Chappell**
 - TE **Clayton Echard**
 - LB **Clarence Green**
 - OL **Mitch Hall**
 - RB **Tyler Hunt**
 - WR **Wesley Leftwich**
 - OL **Connor McGovern**
 - OL **Brad McNulty**

- The Mizzou seniors on pace for a December graduation:
 - C **Evan Boehm**
 - RB **Russell Hansbrough**
 - CB **DeAndre McKenzie**
 - OL **Nick Monaghan**
 - S **Ian Simon**

- The Mizzou seniors on pace for a May graduation:
 - K **Andrew Baggett**
 - CB **Kenya Dennis**
 - LB **Kentrell Brothers**
 - DB **Trei Walton**

#MIZZOUMADE ... WHAT IT MEANS:

GARY PINKEL



190 WINS

2ND WINNINGEST ACTIVE COACH IN FBS

TOTAL PLAYER DEVELOPMENT

► **Definition:** (n.) The Mizzou Football Family's approach to developing student-athletes academically, athletically, and socially better than any program in the nation.

► "MizzouMade" describes the coaching staff's proactive approach to all areas of their players' lives: academic, social, family, spiritual, and mental well-being. Throughout their time on the team, Mizzou Football players develop their athletic skills, as well as tools to become respectful, educated, and well-rounded men.

FULLY DEVELOP AS AN ATHLETE

► A great work ethic is at the core of Mizzou Football's athletic development. Working hard opens up doors and provides the opportunity to grow, achieve, and succeed at the highest level. Through discipline and an open relationship with the coaching staff, there is no limit to improving players' performances.

► Mizzou Football players have access to incredible resources for athletic development, including an award-winning strength and conditioning coach, position coaches, trainers, nutritionists, and more. Summer workouts and the Winning Edge program are just a few of the activities designed to help Mizzou student-athletes reach their full potential. This top-notch athletic development plays a key role in growing and maintaining the Mizzou Football NFL pipeline.

DEVELOP AS A PERSON

► Live by core values: Mizzou has very high expectations for our players, and every member of the Mizzou Football Family must have high expectations for himself. The traditions players are being asked to uphold at the University of Missouri are the same traditions predecessors worked so hard to create. How players choose to conduct themselves, both publicly and privately, reflects on the Mizzou family, teammates, coaches, and the entire Mizzou community. It is important for Mizzou players to hold themselves accountable to these expectations.

GET AN EDUCATION

► Student-athletes are just that—students first, athletes second. The primary mission of the Mizzou Football program is to ensure that every student-athlete graduates, and we're committed to that promise. Mizzou has improved its NCAA Graduation Success Rate for nine straight years, and Mizzou football leads the SEC in athlete graduation rates. Across the Athletic Department, 54 percent of Mizzou student-athletes earned a 3.00 GPA in spring 2015.

► Mizzou football players work hard on the field, and they're expected to work just as hard in the classroom. Mizzou football has graduated 97 percent of its seniors in the past five years, and we won't be satisfied until 100 percent of athletes walk back through the columns with a diploma in hand.

► Academic excellence is more than a tradition — it's an expectation.

BECOME A CHAMPION

► Members of the Mizzou Football Family not only train physically, but also practice the attitude of winners. Mizzou players train in a "No Excuses" atmosphere where positivity—even in the face of a loss—reigns supreme. They know that sacrifice, commitment and unselfishness, in combination with athletic ability, is the only way to achieve victory.

JOIN A FAMILY

► Missouri Tigers are more than teammates, more than friends—they're family. Starting on day one, Mizzou Football players are taught to treat each other like family. Being part of a family means putting everyone else before yourself, and that takes work. It takes communication. It takes accountability. And it takes trust.

► Mizzou Tigers work hard in the classroom, give 100 percent in practice, and leave everything on the field to help the family. There are no individual players on this football team; there is only one committed family, whose success or failure depends on the commitment of each family member.

► The Mizzou Football Family gives it all, all the time.



• Head coach Gary Pinkel truly cares about how all of his players develop as young men.



• Strength coach Dr. Pat Ivey is a cog in Mizzou's second-to-none player development program.




• At Mizzou, players are expected to get their degrees. Players are also expected to finish as champions. Top: Clarence Green accepts his diploma last May. Bottom: Mitch Morse (2nd round NFL Draft pick) celebrates Mizzou's second consecutive SEC East Championship last November.



• From top to bottom:
 • DE Charles Harris volunteers with the Special Olympics
 • C Evan Boehm and SS Braylon Webb (2014 graduate) stand up against sexual assault with Missouri Men Say No More program.
 • LB Kentrell Brothers spends some time at the Boys & Girls Club of Columbia in May.

HEAD COACH GARY PINKEL

- With his 190 career wins in 24-plus seasons as a head coach, Mizzou's Gary Pinkel is the 19th winningest coach in college football history. He is also the second-winningest active coach in college football.
- Pinkel became the all-time winningest coach at Missouri (102) when the Tigers won the Cotton Bowl to close out 2013...



WINNINGEST ACTIVE FBS HEAD COACHES

	Coach, School	Yrs.	W	L	T	Pct.
1.	Frank Beamer, Virginia Tech	34	276	141	4	.660
2.	Gary Pinkel, Mizzou	25	190	106	3	.640
	Bill Snyder	24	190	97	1	.661
4.	Nick Saban, Alabama	19	183	60	1	.751

COACH PINKEL TALKING POINTS

- 2014 SEC Coach of the Year
- 2007 Big 12 Coach of the Year
- 2007 FieldTurf National Coach of the Year
- 2007 Finalist for Robinson, Bryant, Munger Awards
- 2nd Winningest Active Coach in FBS
- 19th Winningest Coach in College Football history
- Five Conference Division Championships since 2007 (2007, 2008, 2010, 2013, 2014)
- Mizzou's all-time winningest head coach (117-69)
- Toledo's winningest head coach (73-37-3)
- Led Mizzou to school-record 7 straight bowl games (2005-2011)
- Has produced 8 NFL Draft First Round Draft Picks
- Five 10-win seasons at Mizzou (Just one in the previous 110 seasons)

In 14 years at the University of Missouri, Gary Pinkel has meticulously built a previously downtrodden program into one of the most successful in the nation, and after a thrilling 2013 season, he very well might have performed the best coaching job of his career in 2014.

Picked to finish a distant fourth in the SEC Eastern Division in the preseason, Pinkel guided his troops to an 11-3 record and a second-straight division championship and subsequent bowl game victory.

The Tigers ended the magical 2014 season with a New Year's Day 33-17 win over Minnesota in the Buffalo Wild Wings Citrus Bowl, giving the Tigers 23 wins in two seasons - a school record.

The job Pinkel did during the year went recognized by his coaching peers, as he was voted the SEC Coach of the Year by league coaches.

The well-deserved honor capped a season that saw the Tigers rebound from a pair of tough losses early in the year and close the regular season with six straight wins - including four games in which they entered as underdogs - to claim the East crown.

Under his watch, Mizzou has now won conference division titles five of the last eight seasons (2007, 2008, 2010, 2013, 2014), which is tied for most in the nation during that stretch (along with Alabama and Florida State), while the Tigers' 78 wins in that time is tied for 5th-best among FBS "power 5" conferences.

The winningest head coach in both Mizzou and Toledo histories (making him the only active coach to make that claim at the FBS level), Pinkel enters the Vanderbilt game with a Mizzou record of 117-69 in 14 seasons, while he's 190-106-3 overall in 24 seasons. His 190 wins is the 2nd-most among active FBS coaches.

Pinkel got his MU record-breaking win thanks to a thrilling 41-31 win over Oklahoma State in the 2014 AT&T Cotton Bowl Classic. The win was the 102nd at MU in his 13 years patrolling the sidelines, and that broke a tie he held going into the game with Tiger legend Don Faurot, who won 101 games in 19 seasons from 1935-42 and 1946-56. Pinkel has 113 wins at Mizzou following 2014.

PINKEL QUICK FACTS:

Age:	63
Birthdate:	April 27, 1952
Hometown:	Akron, Ohio
Alma Mater:	Kent State (1973)
Playing Honors:	Hon. Men. All-American Tight End (1973 - Associated Press)

COACHING PROGRESSION:

Kent State:	
Grad. Asst. Coach	1974-75
Washington:	
Grad. Asst. Coach	1976
Bowling Green:	
Asst. Coach	1977-78

Washington:	
Asst. Coach	1979-1990

Toledo:	
Head Coach	1991-2000

Mizzou:	
Head Coach	2001-Present

PINKEL CAREER RECORD

at Mizzou (2001-Present)	117-69 (62.9%)
at Toledo (1991-2000)	73-37-3 (65.9%)
TOTALS	190-106-3 (64.0%)

PINKEL YEAR-BY-YEAR

At Toledo	
1991	5-5-1
1992	8-3
1993	4-7
1994	6-4-1
1995 (MAC Champs / LV Bowl Champs)	11-0-1
1996	7-4
1997 (MAC West Champs)	9-3
1998 (MAC West Champs)	7-5
1999	6-5
2000	10-1
10 Years	73-37-3

At Mizzou	
2001	4-7
2002	5-7
2003 (Independence Bowl)	8-5
2004	5-6
2005 (Independence Bowl Champs)	7-5
2006 (Sun Bowl)	8-5
2007 (Big 12 North Champs / Cotton Bowl Champs)	12-2
2008 (Big 12 North Champs / Alamo Bowl Champs)	10-4
2009 (Texas Bowl)	8-5
2010 (Big 12 North Champs / Insight Bowl)	10-3
2011 (Independence Bowl Champs)	8-5
2012	5-7
2013 (SEC East Champs / Cotton Bowl Champs)	12-2
2014 (SEC East Champs / Citrus Bowl Champs)	11-3
2015	4-3
14 Years	117-69

THE COACHING STAFF

- Four of head coach Gary Pinkel's nine assistant coaches have been at Mizzou for the entirety of Pinkel's tenure in Columbia (2001-Present). That group includes:



ANDY HILL
ASSOC. HC
QUARTERBACKS

CORNELL FORD
CORNERBACKS

BRIAN JONES
RUNNING BACKS

CRAIG KULIGOWSKI
DEFENSIVE LINE

- Ford, Jones and Kuligowski all came with Pinkel as he moved his staff to Columbia after his successful 10-year run at Toledo (1991-2000).
- Ford (1996-2000) coached Toledo's receivers in his Rocket days, also serving as recruiting coordinator in 1996. He was a graduate assistant on Pinkel's first staff in 1991.
- Jones (1992-2000) began oversight of running backs in 1995 after coaching receivers from 1992-94.
- Kuligowski was Toledo's defensive line coach for the majority of his stint with the Rockets (1996-2000) after serving as recruiting coordinator, tight ends coach and assistant offensive line coach at Toledo from 1992-1995.
- Hill's tenure at Mizzou, now in its 20th season, predates the Pinkel era. Hill tutored the Tigers' wide receivers from 1996-2000, also serving as co-offensive coordinator in 2000.

THE COORDINATORS



JOSH HENSON
OC
TIGHT ENDS/OL

- **LOCATION:** In booth
- Josh Henson, now in his seventh year at Mizzou, is entering his third as the program's offensive coordinator. He joined Pinkel in 2009 as Pinkel's first staff addition since 2001.
- Henson is a 1998 graduate of Oklahoma State and spent 1999-2005 on OSU's coaching staff. He spent 2005-08 at LSU as the tight ends coach and recruiting coordinator.



BARRY ODOM
DC
LINEBACKERS

- **LOCATION:** In booth
- Barry Odom, a True Son graduate of Mizzou in 1999, is a familiar face for Gary Pinkel. He is in his first year as DC after a successful three year stint in the same role at Memphis. He replaces Dave Steckel, now head coach at Missouri St.
- Overall, Odom is entering his 10th season at Mizzou. He started for Pinkel in 2003 as an administrative assistant, eventually acceding to safeties coach from 2009-11 before leaving for Memphis. He was a four-year letterwinner at LB for Mizzou.

THE POSITION COACHES



A.J. RICKER
OFFENSIVE LINE

- Second-year assistant coach A.J. Ricker (offensive line) is a new face on the Mizzou coaching staff, but is certainly familiar with the program. The former Illinois OL coach (2013) and run game coordinator at Western Michigan (2011-12) started 47 consecutive games at center for Mizzou from 2000-03.



RYAN WALTERS
SAFETIES

- Ryan Walters is in his first year at Mizzou, working with the safeties. He comes to Mizzou from Memphis along with DC Barry Odom. Walters is a 2008 graduate of Colorado where he was a team captain. He has coached at North Texas, Oklahoma, Arizona, North Texas and his alma mater Colorado.



PAT WASHINGTON
RECEIVERS

- Pat Washington enters his third season as the WR coach at Mizzou. He held the same position at Kentucky and has coaching roots at plenty of schools in the SEC footprint, including Tennessee, Mississippi State, Auburn, Southern Miss, Baylor and TCU.

THE ASSISTANTS

Associate Head Coach Andy Hill

Year at Mizzou: _____ 20th
 Position Group: _____ Quarterbacks
 Alma Mater _____ Missouri, 1985
 Family: _____ Wife: Sarah
 Children: Patricia Ryan, Andrew

Offensive Coordinator Josh Henson

Year at Mizzou: _____ 7th // 3rd as OC
 Position Group: _____ Tight Ends/ O-Line
 Alma Mater _____ Oklahoma St., 1998
 Family: _____ Wife: Shauna
 Children: Will, Kate

Defensive Coordinator Barry Odom

Year at Mizzou: _____ 10th // 1st as DC
 Position Group: _____ Linebackers
 Alma Mater _____ Missouri, 1999
 Family: _____ Wife: Tritia
 Children: James, Garyt, Anna

Assistant Coach Cornell Ford

Year at Mizzou: _____ 15th
 Position Group: _____ Cornerbacks
 Alma Mater _____ Toledo, 1991
 Family: _____ Wife: Dawn
 Children: Devin, Taylor

Assistant Coach Brian Jones

Year at Mizzou: _____ 15th
 Position Group: _____ Running Backs
 Alma Mater _____ Connecticut, 1980
 Family: _____ Wife: Mary Kay
 Children: Grant, Brandon, Audrey

Assistant Coach Craig Kuligowski

Year at Mizzou: _____ 15th
 Position Group: _____ Defensive Line
 Alma Mater _____ Toledo, 1991
 Family: _____ Wife: Mary
 Children: Peyton, Madeline, Max

Assistant Coach A.J. Ricker

Year at Mizzou: _____ 2nd
 Position Group: _____ Offensive Line
 Alma Mater _____ Missouri, 2004
 Family: _____ Wife: Lauren
 Children: Andrew

Assistant Coach Ryan Walters

Year at Mizzou: _____ 1st
 Position Group: _____ Safeties
 Alma Mater _____ Colorado, 2008
 Family: _____ Wife: Tara
 Children: Aaron

Assistant Coach Pat Washington

Year at Mizzou: _____ 3rd
 Position Group: _____ Receivers
 Alma Mater _____ Auburn, 1987
 Family: _____ Wife: Claudette
 Children: Tyson, Justin

AP TOP 25

TEAM	2015 RECORD	PTS
1 Ohio State (28)	7-0	1,428
2 Baylor (12)	6-0	1,416
3 Utah (16)	6-0	1,362
4 TCU (3)	7-0	1,338
5 LSU (1)	6-0	1,306
6 Clemson (1)	6-0	1,252
7 Michigan State	7-0	1,202
8 Alabama	6-1	1,133
9 Florida State	6-0	1,041
10 Stanford	5-1	917
11 Notre Dame	6-0	898
12 Iowa	7-0	820
13 Florida	6-1	785
14 Oklahoma State	6-0	735
15 Texas A&M	5-1	614
Michigan	5-2	614
17 Oklahoma	5-1	565
18 Memphis	6-0	554
19 Toledo	6-0	346
20 California	5-1	337
21 Houston	6-0	318
22 Temple	6-0	217
23 Duke	5-1	211
24 Ole Miss	5-2	158
25 Pittsburgh	5-1	73

Others Receiving Votes

Mississippi State 62, BYU 21, UCLA 18, North Carolina 17, Texas Tech 14, Georgia 12, Western Kentucky 11, Arizona State 10, Boise State 8, Wisconsin 8, Utah State 7, Northwestern 4.

NUMBERS TO KNOW

125 The 2015 season marks the 125th season of University of Missouri football. The Missouri football program began play in 1890. However, MU did not field a team in 1918 due to an influenza epidemic on campus.

659 Mizzou holds an all-time record of 659-538-52, which equates to a .548 winning percentage.

351 The Tigers are 351-302-32 overall in conference play (53.6 winning percentage). Head coach Gary Pinkel's squad is 17-10 in the SEC, including the outstanding 7-1 league mark from last season.

12 Mizzou has won 12 conference championships. Those titles have come in: 1909, 1913, 1919, 1924, 1925, 1927, 1939, 1941, 1942, 1945, 1960 and 1969.

5 The Tigers have won five conference divisional championships, with all four crowns coming during the Pinkel era (2007, 2008, 2010, 2013, 2014).

31 Mizzou has played in 31 bowl games, all-time, and has gone 15-16 in those games. Pinkel has led the Tigers to 10 bowl appearances, a program-record. Mizzou has gone 6-4 in bowls under Pinkel.

AMWAY COACHES TOP 25

TEAM	2015 RECORD	PTS
1. Ohio State	7-0	1,547
2. Baylor	6-0	1,488
3. TCU	7-0	1,417
4. Michigan State	7-0	1,334
5. LSU	6-0	1,324
6. Clemson	6-0	1,271
7. Utah	6-0	1,258
8. Alabama	6-1	1,123
9. Florida State	6-0	1,111
10. Notre Dame	6-1	924
11. Stanford	5-1	898
12. Oklahoma State	6-0	839
13. Iowa	7-0	833
14. Florida	6-1	751
15. Oklahoma	5-1	665
16. Texas A&M	5-1	623
17. Memphis	6-0	544
Michigan	5-2	544
19. California	5-1	370
20. Toledo	6-0	322
21. Duke	5-1	305
22. Houston	6-0	289
23. Ole Miss	5-2	201
24. Temple	6-0	163
25. Georgia	5-2	95

Others Receiving Votes

Mississippi State (5-2) 38; Wisconsin (5-2) 37; Pittsburgh (5-1) 32; North Carolina (5-1) 30; UCLA (4-2) 30; Texas Tech (5-2) 14; Brigham Young (5-2) 9; Navy (4-1) 9; Illinois (4-2) 5; Oregon (4-3) 5; Utah State (4-2) 5; Washington State (4-2) 5; Western Kentucky (6-1) 5; Northwestern (5-2) 4; Marshall (6-1) 3; Arizona (5-2) 2; Boise State (5-2) 2; Bowling Green (5-2) 1.

AMONG THE NATION'S ELITE...

- Since 2007, Mizzou ranks in the Top 10 among BCS-AQ leagues in wins, while also ranking in the Top 10 in Academic Progress Rate (APR), as well as in the Top 5 since 2009 in most NFL First Round draft picks.
- Head coach Gary Pinkel's squad was atop of the Southeastern Conference in APR for both of the program's first two seasons in the league. The Tigers posted an APR score of 982 to lead the league for the 2011-12 academic year, followed by a 980 score for 2012-13. In the most recent APRs (release in 2015 for the 2013-14 academic year), Mizzou was third in the SEC. See to the right for a breakdown.

2014 APR IN SEC	2015 APR IN SEC
980	983
980	978
975	976
974	975
974	974

SENIORS GETTING THEIR DEGREES...

- The current Mizzou senior class is getting it done in the classroom. Ten of them will play the 2015 season as graduate students. Five more are scheduled to finish their undergraduate work this December, with the remaining four on pace to earn their degree in May. Mizzou's 10 current graduates are as follows...



CORTLAND BROWNING EDUCATION CORBIN BERKSTRESSER FINANCE TAYLOR CHAPPELL HEALTH SCIENCE CLAYTON ECHARD HEALTH SCIENCE CLARENCE GREEN EDUCATION MITCH HALL EDUCATION TYLER HUNT EDUCATION WESLEY LEFTWICH FINANCE CONNOR MCGOVERN EDUCATION BRAD McNUITY GENERAL STUDIES

NAME	GRADUATION	NAME	GRADUATION	NAME	GRADUATION
Evan Boehm	December 2015	Nick Monaghan	December 2015	Kentrell Brothers	May 2016
Russell Hansbrough	December 2015	Ian Simon	December 2015	Kenya Dennis	May 2016
DeAndre McKenzie	December 2015	Andrew Baggett	May 2016	Trei Walton	May 2016

CAREER STARTS

OFFENSE						
LINEMEN	'11	'12	'13	'14	'15	Tot.
Boehm	—	12	14	14	7	47
McGovern	RS	0	14	14	7	35
McNulty	RS	4	0	9	3	16
Chappell	RS	0	0	10	5	15
Hall	—	—	0	5	7	12
Crawford	—	—	RS	0	4	4
Abeln	—	—	RS	0	2	2

RECEIVERS						
	'11	'12	'13	'14	'15	Tot.
Culkin	—	RS	1	14	5	20
Leftwich	RS	0	0	4	6	10
Brown	—	—	—	0	7	7
Moore	—	—	—	0	7	7
Dilosa	—	—	—	RS	1	1
Hilton	—	—	—	—	1	1

QBs						
	'11	'12	'13	'14	'15	Tot.
Mauk	—	RS	4	14	4	22
Berkstresser	RS	4	0	—	0	4
Lock	—	—	—	—	3	3

TAILBACKS						
	'11	'12	'13	'14	'15	Tot.
Hansbrough	—	0	0	4	6	10
Witter	—	—	—	0	1	1

DEFENSE						
LINEMEN	'11	'12	'13	'14	'15	Tot.
Brantley	—	RS	5	12	0	19
Harris	—	—	RS	2	7	9
Augusta	—	—	0	0	7	7
Hatley	—	RS	0	0	4	4
Brady	—	—	—	RS	4	4
Frazier	—	—	0	0	3	3
Beckner	—	—	—	—	3	3

LINEBACKERS						
	'11	'12	'13	'14	'15	Tot.
Brothers	RS	0	14	14	7	35
Scherer	—	RS	0	14	7	21
Newsom	—	RS	0	2	7	9
Green	—	RS	0	3	0	3

SECONDARY						
	'11	'12	'13	'14	'15	Tot.
Simon	RS	0	8	14	7	29
Penton	—	—	2	12	7	21
Dennis	—	—	—	11	7	18
Sherrils	—	—	RS	0	7	7
Gibson	—	RS	0	5	0	5
Browning	RS	0	0	1	0	1

CAREER PARTICIPATION REPORT

	Career G-GS	2015 G-GS	2014 G-GS	2013 G-GS	2012 G-GS	2011 G-GS
39 Chase Abbington	5-0	5-0	-	-	-	-
57 Alec Abeln	6-2	6-2	-	-	-	-
64 Paul Adams	1-0	1-0	-	-	-	-
97 Josh Augusta	35-7	7-7	14-0	14-0	-	-
99 Andrew Baggett	47-0	7-0	14-0	14-0	12-0	RS
79 Terry Beckner, Jr.	7-3	7-3	-	-	-	-
38 Eric Beisel	20-0	7-0	13-0	RS	-	-
13 Corbin Berkstresser	18-4	5-0	-	3-0	10-4	RS
17 DeSean Blair	3-0	3-0	-	-	-	-
11 Kendall Blanton	4-0	4-0	-	-	-	-
77 Evan Boehm	47-47	7-7	14-14	14-14	12-12	-
56 Walter Brady	7-4	7-4	-	-	-	-
90 Harold Brantley	28-17	-	14-12	14-5	RS	-
26 Jake Brents	1-0	1-0	1-0	0-0	RS	-
10 Kentrell Brothers	46-35	7-7	14-14	14-14	11-0	RS
2 Nate Brown	16-7	7-7	9-0	-	-	-
5 Cortland Browning	34-1	6-0	11-1	14-0	3-0	RS
34 Joey Burkett	20-0	7-0	13-0	RS	-	-
62 Taylor Chappell	24-15	7-5	13-10	4-0	-	RS
28 Logan Cheadle	20-0	7-0	13-0	-	-	-
90 Nick Coffman	2-0	-	2-0	-	RS	-
55 Nate Crawford	8-4	6-4	2-0	RS	-	-
70 Malik Cuellar	5-0	5-0	-	-	-	-
80 Sean Culkin	34-20	5-5	14-14	14-1	RS	-
7 Kenya Dennis	21-18	7-7	14-11	-	-	-
82 Clayton Echard	34-2	7-2	14-0	12-0	1-0	RS
26 Corey Fatony	7-0	7-0	-	-	-	-
5 John Gibson	33-6	7-0	14-5	12-0	RS	-
40 Clarence Green	31-2	7-0	14-2	10-0	1-0	RS
84 Emanuel Hall	6-0	6-0	-	-	-	-
73 Mitch L. Hall	33-11	7-7	13-4	13-0	-	-
24 Terez Hall	7-0	7-0	-	-	-	-
32 Russel Hansbrough	43-10	6-6	14-4	14-0	9-0	-
91 Charles Harris	21-9	7-7	14-2	RS	-	-
95 Rickey Hatley	29-4	7-4	14-0	8-0	RS	-
33 Cam Hilton	7-1	7-1	-	-	-	-
1 Anthony Hines	5-0	5-0	-	-	-	-
88 Nate Howard	7-0	7-0	-	-	-	-
35 Tyler Hunt	34-0	7-0	13-0	13-0	1-0	-
86 Jake Hurrell	35-0	7-0	14-0	14-0	RS	-
15 Grant Jones	7-0	7-0	-	-	-	-
41 Eric Laurent	4-0	4-0	-	-	-	-
4 Brandon Lee	7-0	7-0	-	-	-	-
18 Wesley Leftwich	19-10	6-6	10-4	3-0	-	RS
3 Drew Lock	7-3	7-3	-	-	-	-
75 A.J. Logan	10-0	7-0	3-0	RS	-	-
7 Maty Mauk	31-22	4-4	14-14	13-4	RS	-
60 Connor McGovern	43-35	7-7	14-14	14-14	8-0	RS
63 Brad McNulty	40-16	6-3	13-9	10-0	11-4	RS
6 J'Mon Moore	20-7	7-7	13-0	RS	-	-
18 Josh Moore	7-0	7-0	-	-	-	-
25 Donavin Newsom	31-9	7-7	14-2	10-0	RS	-
71 Kevin Pendleton	1-0	1-0	-	-	-	-
11 Aarion Penton	34-21	7-7	13-12	14-2	-	-
9 Eddie Printz	9-0	6-0	3-0	RS	-	-
10 Jason Reese	20-0	7-0	13-0	RS	-	-
16 Thomas Richard	2-0	2-0	-	-	-	-
6 Tavon Ross	6-0	6-0	-	-	-	-
72 Clay Rhodes	1-0	1-0	1-0	RS	-	-
30 Michael Scherer	35-21	7-7	14-14	14-0	RS	-
22 Anthony Sherrils	21-7	7-7	14-0	RS	-	-
21 Ian Simon	45-29	7-7	14-14	14-8	10-0	-
36 Morgan Steward	15-0	3-0	-	12-0	RS	-
31 Finis Stribling IV	2-0	2-0	-	-	-	-
8 Thomas Wilson	18-0	7-0	11-0	-	-	-
14 Ray Wingo	7-0	7-0	-	-	-	-
29 Ish Witter	19-1	7-1	12-0	-	-	-

MOST GAMES PLAYED

Andrew Baggett	47
Evan Boehm	47
Kentrell Brothers	46
Ian Simon	45
Russell Hansbrough	43
Connor McGovern	43
Brad McNulty	40

MOST STARTS

Evan Boehm	47
Kentrell Brothers	35
Connor McGovern	35
Ian Simon	29

CONSECUTIVE GAMES PLAYED STREAK

Evan Boehm	47
Andrew Baggett	47

BOEHM
TEAM-BEST 47
CONSECUTIVE
STARTS

CONSECUTIVE STARTS

Evan Boehm	47
Kentrell Brothers	35
Connor McGovern	35

SEASON/CAREER HIGHS - OFFENSE



#2 NATE BROWN // WR

SEASON
Catches: 6 - vs. SC (10/3)
Yards: 69 - vs. SEMO (9/5)
TDs: 2 - vs. SC (10/3)
Long: 33 - at UGA (10/17)

CAREER
Catches: 6 - vs. SC (10/3/15)
Rec. Yards: 69 - vs. SEMO (9/5/15)
TDs: 2 - vs. SC (10/3/15)
Long: 33 - at UGA (10/17/15)



#17 DESEAN BLAIR // WR

SEASON
Catches: 1 - vs. SEMO (9/5)
Yards: 21 - vs. SEMO (9/5)
TDs: NA
Long: 21 - vs. SEMO (9/5)

CAREER
Catches: 1 - vs. SEMO (9/5/15)
Rec. Yards: 21 - vs. SEMO (9/5/15)
TDs: NA
Long: 21 - vs. SEMO (9/5/15)



#80 SEAN CULKIN // TE

SEASON
Catches: 5 - at ASU (9/12)
Yards: 46 - at ASU (9/12)
TDs: 1 - at ASU (9/12)
Long: 21 - at ASU (9/12)

CAREER
Catches: 5 - at ASU (9/12/15)
Rec. Yards: 46 - at ASU (9/12/15)
TDs: 1 - twice, MR at ASU (9/12/15)
Long: 21 - at ASU (9/12/15)



#15 KEYON DILOSA // WR

SEASON
Catches: 3 - twice
Yards: 25 - vs. SEMO (9/5)
TDs: NA
Long: 16 - at UK (9/26)

CAREER
Catches: 3 - twice, MR at UK (9/26/15)
Yards: 25 - vs. SEMO (9/5/15)
TDs: NA
Long: 16 - at UK (9/26/15)



#32 RUSSELL HANSBROUGH // TB

SEASON
Rushes: 11 - twice
Yards: 43 - vs. SC (10/3)
TDs: NA
Long: 24 - vs. SC (10/3)
Catches: 3 - vs. SC (10/3)

CAREER
Rushes: 20 - vs. Arkansas (11/28/14)
Yards: 199 - at Texas A&M (11/15/14)
TDs: 3 - at S. Carolina (9/27/14)
Long: 78 - vs. Minnesota (1/1/15)
Catches: 3 - vs. UK (11/1/14)



#41 ERIC LAURENT // WR

SEASON
Catches: 1 - vs. UConn (9/19)
Yards: 4 - vs. UConn (9/19)
TDs: NA
Long: NA

CAREER
Catches: 1 - vs. UConn (9/19/15)
Yards: 4 - vs. UConn (9/19/15)
TDs: NA
Long: NA



#18 WESLEY LEFTWICH // WR

SEASON
Catches: 3 - twice
Yards: 44 - at UK (9/26)
TDs: 1 - at ASU (9/12)
Long: 32 - at ASU (9/12)

CAREER
Catches: 3 - three times, MR vs. UF (10/10/15)
Yards: 44 - at UK (9/26/15)
TDs: 1 - at ASU (9/12/15)
Long: 32 - at ASU (9/12/15)



#7 MATY MAUK // QB

SEASON
Comp.: 16 - at ASU (9/12)
Att.: 36 - at ASU (9/12)
Yards: 181 - vs. SEMO (9/5)
TDs: 3 - at ASU (9/12)
Long: 51 - vs. UConn (9/19)
Rush (Yds): 75 - at ASU (9/12)
Long: 24 - at ASU (9/12)

CAREER
Comp.: 29 - vs. Indiana (9/20/14) **Rushing Att:** 14
Att.: 48 - vs. Indiana (9/20/14) **Yards:** 75
Yards: 331 vs. Indiana (9/20/14) **Long:** 36
TDs (P/R): 5 at Toledo (9/6/14)/1 twice
Long: 96 vs. S. Carolina (10/26/13)



J'MON MOORE // WR

SEASON
Catches: 6 - vs. UConn (9/19)
Yards: 74 - vs. SEMO (9/5)
TDs: 1 - twice
Long: 32 - vs. UF (10/10)

CAREER
Catches: 6 - vs. UConn - 9/19/15)
Yards: 74 - vs. SEMO (9/5/15)
TDs: 1 - twice, MR at UK (9/26/15)
Long: 32 - vs. UF (10/0/15)



#10 JASON REESE // TE

SEASON
Catches: 6 - vs. SC (10/3)
Yards: 47 - vs. SC (10/3)
TDs: NA
Long: 21 - at UK (9/26)

CAREER
Catches: 6 - vs. SC (10/3)
Rec. Yards: 47 - vs. SC (10/3)
TDs: NA
Long: 21 - at Kentucky (9.26)



#3 DREW LOCK // QB

SEASON
Comp.: 21 - vs. SC (10/3)
Att.: 39 - vs. UF (10/10)
Yards: 151 - vs. UF (10/10)
TDs: 2 - vs. SC (10/3)
Long: 78 - vs. SEMO (10/3)

CAREER
Comp.: 21 - vs. SC (10/3/15)
Att.: 39 - vs. UF (10/10/15)
Yards: 151 - vs. UF (10/10/15)
TDs: 2 - vs. SC (10/3/15)
Long: 78 - vs. SEMO (9/5/13)



#29 ISH WITTER // TB

SEASON
Rushes: 17 - twice
Yards: 98 - vs. SC (10/3)
TDs: 1 - vs. SC (10/3)
Long: 17 - vs. SC (10/3)
Catches: 3 - vs. (9/19)

CAREER
Rushes: 17 - twice, MR vs. SC (10/3/15)
Yards: 98 - vs. SC (10/3/15)
TDs: 1 - twice, MR vs. SC (10/3/15)
Long: 17 - vs. SC (10/3/15)
Catches: 3 - vs. UConn (9/19/15)

CAREER HIGHS - DEFENSE



#97 JOSH AUGUSTA // DT

SEASON

Tackles: 2 - five times
TFL: 2.0 - vs. UConn (9/19)
Sacks: NA
INT: NA
FF: NA

CAREER

- **Tackles:** 4 - at Tennessee (11/22/14)
 - **TFL:** 2.0 - twice, MR vs. Uconn (9/19/15)
 - **Sacks:** 1.0 - three times
 - **INT:** 1 - vs. UCF (9/13/14)
 - **FF:** 2 - at UT (11/22/14)



#10 KENTRELL BROTHERS // LB

SEASON

Tackles: 17 - at UGA (10/17)
TFL: 1.5 - three times
Sacks: 1.0 - vs. UF (10/10)
INT: 2 - at ASU (9/12)
FF: NA
PBU: 1 - vs. UConn (9/19)

CAREER

- **Tackles:** 17 - at UGA (10/17/15)
 - **TFL:** 2.0 - vs. S. Carolina (9/27/14)
 - **Sacks:** 1 - three times, MR vs. Florida (10/10/15)
 - **INT:** 2 - at ASU (9/12/15)
 - **FF:** 1 - three times



#3 CORTLAND BROWNING // S

SEASON

Tackles: 3 - at UK (9/26)
TFL: NA
Sacks: NA
INT: NA
FF: NA

CAREER

Tackles: 3 - at UK (9/26/15)
TFL: NA
Sacks: NA
INT: NA
FF: 1NA



#7 KENYA DENNIS // CB

SEASON

Tackles: 6 - vs. SC (10/3)
TFL: 1.0 - vs. SEMO (9/5)
Sacks: 1.0 - vs. SEMO (9/5)
INT: 1 - vs. SC (10/3)
FF: NA
PBU: 1 - twice

CAREER

Tackles: 8 - at Florida (10/18/14)
TFL: 2.0 - vs. Kentucky (10/25/14)
Sacks: 1 - twice, MR vs. SEMO (9/5/15)
INT: 1 - twice, MR vs. SC (10/3/15)
FF: 1 - at Florida (10/18/14)



#1 JOHN GIBSON // CB

SEASON

Tackles: 3 - twice
TFL: NA
Sacks: NA
INT: 1 - at ASU (9/12)
FF: NA
PBU: 1 - twice

CAREER

Tackles: 5 - at Tennessee (11/22/14)
TFL: 0.5 - twice, MR vs. Arkansas (11/28/14)
Sacks: NA
INT: 1 - twice, MR at ASU (9/12/15)
FF: NA



#91 CHARLES HARRIS // DE

SEASON

Tackles: 9 - at UGA (10/17)
TFL: 4.5 - at ASU (9/12)
Sacks: 2.0 - at ASU (9/12)
INT: NA
FF: 1 - vs. SEMO (9/5)
QBH: 2 - at ASU (9/12)

CAREER

Tackles: 9 - at UGA (10/17/15)
TFL: 4.5 - at ASU (9/12/15)
Sacks: 2.0 - at ASU (9/12/15)
INT: NA
FF: 1 - vs. SEMO (9/5/15)



#95 RICKEY HATLEY // DT

SEASON

Tackles: 5 - vs. UF (10/10)
TFL: 1.5 - vs. SEMO (9/5)
Sacks: NA
INT: NA
FF: NA

CAREER

Tackles: 5 - vs. UF (10/10/15)
TFL: 1.5 - vs. SEMO (9/5/15)
Sacks: 1.0 - vs. UCF (9/13/14)
INT: NA
FF: 1 vs. UCF (9/13/14)



#25 DONAVIN NEWSOM // LB

SEASON

Tackles: 8 - at UGA (10/17)
TFL: 2.0 - twice
Sacks: 1.0 - twice
INT: NA
FF: NA
PBU: 1 - vs. UConn (9/19)

CAREER

Tackles: 8 - at UGA (10/17/15)
TFL: 2.0 - at UK (9/26)
Sacks: 1.0 - at UK (9/26)
INT: NA
FF: 1 - twice, MR vs. Minnesota (1/1/15)



#11 AARION PENTON // CB

SEASON

Tackles: 7 - vs. SEMO (9/5)
TFL: 1.0 - twice
Sacks: NA
INT: NA
FF: 1 - at UK (9/26)
PBU: 3 - vs. UF (10/10)

CAREER

Tackles: 7 - twice, MR vs. SEMO (9/5/15)
TFL: 1.0 - four times, MR at UGA (10/17/15)
PBU: 3 - vs. UF (10/10/15)
INT: 1 - three times, MR vs. Kentucky (11/1/14)
FF: 1 - vs. Georgia (10/11/14)



#30 MICHAEL SCHERER // LB

SEASON

Tackles: 12 - at UGA (10/17)
TFL: 3.0 - at ASU (9/12)
Sacks: NA
PBU: 1 - at UGA (10/17)
FF: NA
QBH: 1 - vs. SEMO (9/5)

CAREER

Tackles: 13 - twice, MR vs. Kentucky (11/1/14)
TFL: 3.0 - at ASU (9/12/15)
Sacks: 0.5 at Tennessee (11/22/15)
INT: NA
FF: 1 - vs. Alabama (12/6/14)



#21 IAN SIMON // S

SEASON

Tackles: 9 - at UGA (10/17)
TFL: NA
Sacks: NA
INT: 1 - twice
FR: 1 - vs. SEMO (9/5)
PBU: 1 - vs. SC (10/3)

CAREER

Tackles: 9 - at UGA (10/17/15)
TFL: 1.5 - vs. Texas A&M (11/30/13)
Sacks: 0.5 - at Tennessee (11/22/14)
INT: 1 - four times, MR at UGA (10/17/15)
FF: 1 - vs. SDSU (8/30/14)



#22 ANTHONY SHERRILLS // S

SEASON

Tackles: 8 - vs. UF (10/10)
TFL: 1.0 - at ASU (9/12)
PBU: 3 - at PBU (10/17)
INT: 1 - vs. UConn (9/19)
FF: 1 - vs. UConn (9/19)
FR: 1 - vs. UConn (9/19)

CAREER

Tackles: 8 - vs. UF (10/10/15)
TFL: 1.0 - at ASU (9/12/15)
PBU: 3 - vs. UGA (10/17/15)
INT: 1 - vs. UConn (9/19/15)
FF: 1 - vs. UConn (9/19/15)

CAREER HIGHS - DEFENSE



#16 MARCELL FRAZIER // DT

SEASON

Tackles: 3 - at ASU (9/12)
TFL: 1.5 - at ASU (9/12)
Sacks: 1.0 - vs. SC (10/3)
QBH: 1 - twice
FF: NA

CAREER

Tackles: 3 - at ASU (9/12/15)
TFL: 1.5 - at ASU (9/12/15)
Sacks: NA
QBH: 1 - twice, MR vs. UConn (9/19/15)
FF: NA



#56 WALTER BRADY // DE

SEASON

Tackles: 7 - at UGA (10/17)
TFL: 2.0 - twice
Sacks: 2.0 - twice
QBH: 1 - twice
FF: NA
INT: 1 - vs. SC (10/3)

CAREER

Tackles: 7 - at UGA (10/17/15)
TFL: 2.0 - twice, MR vs. S. Carolina (10/3/15)
Sacks: 2.0 - twice, MR vs. S. Carolina (10/3/15)
QBH: 1 - twice, MR vs. UConn (9/19/15)
INT: 1 - vs. SC (10/3)



#40 CLARENCE GREEN // LB

SEASON

Tackles: 8 - at UK (9/26)
TFL: 0.5 - at UK (9/26)
Sacks: NA
INT: NA
FF: NA

CAREER

Tackles: 8 - at UK (9/26/15)
TFL: 0.5 - at UK (9/26/15)
Sacks: NA
INT: NA
FF: 1NA



#34 JOEY BURKETT // LB

SEASON

Tackles: 6 - vs. SEMO (9/5)
TFL: NA
Sacks: NA
INT: NA
FF: NA
PBU: NA

CAREER

Tackles: 6 - vs. SEMO (9/5/15)
TFL: NA
Sacks: NA
INT: NA
FF: NA



#8 THOMAS WILSON // S

SEASON

Tackles: 3 - at UGA (10/17)
TFL: NA
Sacks: NA
INT: NA
FF: NA
PBU: NA

CAREER

Tackles: 3 - three times, MR at UGA (10/17/15)
TFL: 1.0 - at Tennessee (11/22/14)
Sacks: NA
INT: NA
PBU: 1 - vs. SDSU (8/30/14)



#88 NATE HOWARD // DE

SEASON

Tackles: 2 - twice
TFL: 1.5 - vs. SEMO (9/5)
Sacks: NA
INT: NA
FF: NA
QBH: NA

CAREER

Tackles: 2 - twice, MR at UGA (10/17/15)
TFL: 1.5 - vs. SEMO (9/5/15)
Sacks: NA
INT: NA
FF: NA



#79 TERRY BECKNER // DT

SEASON

Tackles: 6 - at UGA (10/17)
TFL: 1.0 - five times
Sacks: 1.0 - twice
INT: NA
FF: NA

CAREER

Tackles: 6 - at UGA (10/17/15)
TFL: 1.0 - five times, MR at UGA (10/17/15)
Sacks: 1.0 - twice, MR at UGA (10/17/15)
INT: NA
FF: NA

FAUROT FIELD AT MEMORIAL STADIUM (71,168 CAPACITY)



Mizzou's gameday home is Memorial Stadium/Faurot Field. Here are some facts associated with the stadium.

- Opened in 1926
- Built for a cost of \$350,000
- Initial seating capacity was 25,000
- Named Memorial Stadium in honor of the 112 Mizzou graduates and students who died in World War I
- The Rock M overlooking the North endzone debuted in 1927, and was assembled by the freshman class
- Seating capacity is 71,168 in 2015
- MU all-time record at Memorial Stadium is 279-176-20 (60.8%) in 89 seasons.
- Field was named Faurot Field in 1972 in honor of Hall of

- Fame Coach Don Faurot (fuh-ROE)
- Approximately \$50 million of construction investment provided new amenities prior to 2014, including:
 - East side addition which added a new upper deck (called the Tiger Deck), which added 4,500 seats
 - A new club/lounge level (called the Columns Club) complete with outdoor loge seating and two suites
 - New lighting towers
 - Ribbon/message boards on both the east and west sides
 - Newly-created tailgating area beyond the southwest corner of the stadium called Truman's Terrace



MIZZOU - THE LAST TIME IT HAPPENED...

RUSHING

30 attempts _____ 45 - Zain Gilmore vs. Texas Tech, 10/30/99
 200 yards _____ 263 - Henry Josey vs. Western Illinois, 9/17/11
 3 TDs _____ Russell Hansbrough at South Carolina, 9/27/14
 4 TDs _____ Tony Temple vs. Arkansas (Cotton Bowl), 1/1/08
 50+ yard rush _____ 68 - Russell Hansbrough vs. Indiana, 9/20/14
 75+ yard rush _____ 86 - Henry Josey at Kentucky, 11/9/13
 Two 100-yard performances _____ 115 - Henry Josey vs. Murray State, 8/31/13
 (same game) _____ 104 - Russell Hansbrough vs. Murray State, 8/31/13
 Four consecutive 100-yard games _____ Henry Josey
 (same season) _____ 129 vs. Iowa State, 10/15/11
 _____ 138 vs. Oklahoma State, 10/22/11
 _____ 162 at Texas A&M, 10/29/11
 _____ 132 at Baylor, 11/5/11

PASSING

30-39 attempts _____ 39 - Drew Lock vs. Florida, 10/10/15
 40-49 attempts _____ 42 - Maty Mauk vs. Arkansas, 11/28/14
 50 attempts _____ 51 - James Franklin at Florida, 11/3/12
 30-39 completions _____ 32 - James Franklin at Indiana, 9/21/13
 300 yards _____ 331 - Maty Mauk vs. Indiana, 9/20/14
 400 yards _____ 434 - Blaine Gabbert vs. Iowa, 12/28/10
 75+ yard completion _____ 78 - Drew Lock vs. SEMO, 9/5/15
 Two QBS over 100 yards _____ Maty Mauk, 181; Drew Lock 138 vs. SEMO, 9/5/15
 3 TDs _____ Maty Mauk vs. South Dakota State, 8/30/14
 4 TDs _____ Maty Mauk vs. UCF, 9/13/14
 5 TDs _____ Maty Mauk at Toledo, 9/6/14
 4 interceptions _____ Maty Mauk vs. Georgia, 10/11/14
 5 interceptions _____ Terry McMillan vs. Penn State, 1/1/70
 6 interceptions _____ Kent Kiefer vs. Miami (Fla), 9/23/89

RECEIVING

10+ receptions _____ 12 - Bud Sasser vs. Indiana, 9/20/14
 150 yards _____ 153 - Bud Sasser vs. Indiana, 9/20/14
 75+ yard reception _____ 78 (TD) - Tyler Hunt vs. SEMO, 9/5/15
 Two 100-yard performances _____ 101 (10) - Marcus Lucas at Indiana, 9/21/13
 (same game) _____ 105 (8) - Dorial Green-Beckham at Indiana, 9/21/13
 Three 100-yard performances _____ 172 (6) - Jeremy Maclin vs. Nevada, 9/13/08
 (same game) _____ 127 (6) - Chase Coffman vs. Nevada, 9/13/08
 _____ 100 (6) - Tommy Saunders vs. Nevada, 9/13/08
 3 TDs _____ Danario Alexander at Kansas State, 11/14/09
 4 TDs _____ Dorial Green-Beckham at Kentucky, 11/9/13

DEFENSIVE

15+ tackles _____ 15 - Kentrell Brothers vs. Florida, 10/10/15
 3.0+ sacks _____ 3.0 - Michael Sam vs. Florida, 10/19/13
 3.0+ TFL _____ 4.5 - Charles Harris at Arkansas State, 9/12/15
 4.0+ TFL _____ 4.5 - Charles Harris at Arkansas State, 9/12/15

TOTAL OFFENSE (RUSHING & PASSING)

400+ yards _____ 404 - James Franklin at Indiana, 9/21/13
 300-399 yards _____ 363 - Maty Mauk vs. Indiana, 9/20/14

FIELD GOALS

50 yards _____ 52, 50 - Andrew Baggett vs. Arkansas, 11/28/14
 4 FG made _____ 4 - Grant Ressel vs. Kansas, 11/28/09
 5 FG made _____ 5 - Andrew Baggett vs. Florida, 10/19/13
 6 FG attempted _____ 7 - Tom Whelihan vs. Oklahoma State, 11/16/85

TOUCHDOWN RETURNS (YARDAGE)

Kickoff _____ 96 - Marcus Murphy at Florida, 10/18/14
 Punt _____ 82 - Marcus Murphy at Florida, 10/18/14
 Interception _____ 46 - Darvin Ruise at Florida, 10/18/14
 Fumble _____ 21 - Markus Golden at Florida, 10/18/14
 Blocked Field Goal _____ 70 - Carlos Posey vs. West Virginia, 12/26/98
 Blocked Punt _____ 41 - Aarion Penton vs. SEMO, 9/5/15

TEAM

Shut out opponent at Faurot Field _____ 69-0 vs. Western Illinois, 9/17/11
 Shut out opponent on the road _____ 14-0 at Iowa State, 11/20/10
 Shut out opponents, back-to-back _____ 27-0 at Kansas State, 10/8/66
 _____ 7-0 vs. Oklahoma, 10/15/66
 Won in overtime _____ 51-48 (4 OT) at Tennessee, 11/10/12
 Blocked a punt _____ vs. UConn - safety (Clarence Green, 9/19/15
 Block a field goal _____ at Toledo (Harold Brantley), 9/6/14
 Block a PAT _____ vs. UConn (Kentrell Brothers), 9/19/15
 Scored a safety _____ vs. UConn (Clarence Green blocked punt), 9/19/15
 Game-winning field goal _____ 35 yards, Andrew Baggett at Tennessee, 11/10/12
 Scored 50 points _____ 51-28 win at Vanderbilt, 10/5/13
 Scored 60 points _____ 62-10 win vs. SE Louisiana, 9/1/12
 600 yards of total offense _____ 623 at Indiana, 9/21/13
 700 yards of total offense _____ 744 vs. Western Illinois, 9/17/11

OPPONENT - THE LAST TIME IT HAPPENED...

RUSHING

30+ attempts _____ 38 - Nick Chubb, Georgia, 10/11/14
 200 yards _____ 304 - Tre Mason, Auburn, 12/7/13
 300 yards _____ 304 - Tre Mason, Auburn, 12/7/13
 3 TDs _____ Kareem Hunt, Toledo, 9/6/14
 4 TDs _____ Tre Mason, Auburn, 12/7/13
 Two 100-yard performances _____ 304 - Tre Mason, Auburn, 12/7/13
 (same game) _____ 101 - Nick Marshall, Auburn, 12/7/13

PASSING

40-49 attempts _____ 42 - Bo Wallace, Ole Miss, 11/23/13
 50+ attempts _____ 57 - Clint Chelf, Oklahoma State, 1/3/14
 30-39 completions _____ 33 - Clint Chelf, Oklahoma State, 1/3/14
 40+ completions _____ 44 - Graham Harrell, Texas Tech, 10/20/07
 400 yards _____ 404 - Tyler Bray, Tennessee, 11/10/12
 500 yards _____ 510 - Kliff Kingsbury, Texas Tech, 10/19/02
 4 TDs _____ Tyler Bray, Tennessee, 11/10/12
 5 TDs _____ Juice Williams, Illinois, 8/30/08

RECEIVING

10+ receptions _____ 11 - Pig Howard, Tennessee, 11/2/13
 200+ yards _____ 244 - Alec Lemon, Syracuse, 11/17/12
 175-199 yards _____ 180 - Aaron Pflugrad, Arizona State, 9/9/11
 150-174 yards _____ 163 - Tevin Reese, Baylor, 11/5/11
 2 TDs _____ Josh Reynolds, Texas A&M, 11/15/14
 3 TDs _____ Ryan Broyles, Oklahoma, 9/24/11
 Two 100-yard performances _____ 136 - Julian Jones, Arkansas State, 9/28/13
 (same game) _____ 117 - J.D. McKissic, Arkansas State, 9/28/13

TOTAL OFFENSE (RUSHING & PASSING)

500 yards _____ 506 - Todd Reesing, Kansas, 11/28/09
 400 yards _____ 439 - Johnny Manziel, Texas A&M, 11/24/12

FIELD GOALS

50+ yards _____ 52 - Cody Parkey, Auburn, 12/7/13
 4 FG made _____ Brian Davis, Arkansas State, 9/28/13
 3 FG made _____ Jeremiah Detmer, Toledo, 9/7/13

TOUCHDOWN RETURNS (YARDAGE)

Kickoff _____ 100 - Solomon Patton, Florida, 10/19/13
 Punt _____ 0 (In Endzone) - Malcolm Williams, Texas, 10/24/09
 Interception _____ 40 - Jalen Tabor, Florida, 10/10/15
 Fumble _____ 12 - Curtis Lofton, Oklahoma, 10/13/07

TEAM

Shut out Mizzou at Faurot Field _____ 34-0 vs. Georgia, 10/11/14
 Shut out Mizzou on road _____ 66-0 at Kansas State, 11/20/99
 Scored 30-39 points _____ 34 - Georgia, loss, 10/11/14
 Scored 40-49 points _____ 48, Tennessee, won, 11/10/12
 Scored 50-59 points _____ 59 - Auburn, loss, 12/7/13
 Scored 60+ points _____ 62 - Oklahoma, loss, 12/6/08
 Scored safety _____ Vanderbilt, at Faurot, 10/6/12

2015 STARTING LINEUPS

OFFENSE	TE	LT	LG	C	RG	RT	QB	TB	X-WR	H-WR	Z-WR
vs. SEMO (9/5)	Culkin	McGovern	Abeln	Boehm	Hall	Crawford	Mauk	Hansbrough	Moore	Brown	Dilosa
at Ark. St. (9/12)	Culkin	McGovern	Abeln	Boehm	Hall	Crawford	Mauk	Hansbrough	Moore	Brown	Leftwich
vs. UConn (9/19)	Culkin	McGovern	Chappell	Boehm	Hall	Crawford	Mauk	Witter	Moore	Brown	Leftwich
at UK (9/26)	Culkin	McGovern	Chappell	Boehm	Hall	Crawford	Mauk	Hansbrough	Moore	Brown	Leftwich
vs. SC (10/3)	Echard	McGovern	McNulty	Boehm	Hall	Chappell	Lock	Hansbrough	Moore	Brown	Leftwich
vs. UF (10/10)	Hilton	McGovern	McNulty	Boehm	Hall	Chappell	Lock	Hansbrough	Moore	Brown	Leftwich
at UGA (10/17)	Culkin	McGovern	McNulty	Boehm	Hall	Chappell	Lock	Hansbrough	Moore	Brown	Leftwich
at VU (10/24)											
vs. MSU (11/5)											
vs. BYU (11/14)											
vs. UT (11/21)											
at Ark. (11/27)											

DEFENSE	DE	NG	DT	DE	SLB	MLB	WLB	FS	SS	CB	CB
vs. SEMO (9/5)	Frazier	Hatley	Augusta	Harris	Newsom	Scherer	Brothers	Simon	Sherrils	Dennis	Penton
at Ark. St. (9/12)	Frazier	Hatley	Augusta	Harris	Newsom	Scherer	Brothers	Simon	Sherrils	Dennis	Penton
vs. UConn (9/19)	Frazier	Hatley	Augusta	Harris	Newsom	Scherer	Brothers	Simon	Sherrils	Dennis	Penton
at UK (9/26)	Brady	Beckner	Augusta	Harris	Newsom	Scherer	Brothers	Simon	Sherrils	Dennis	Penton
vs. SC (10/3)	Brady	Beckner	Augusta	Harris	Newsom	Scherer	Brothers	Simon	Sherrils	Dennis	Penton
vs. UF (10/10)	Brady	Beckner	Augusta	Harris	Newsom	Scherer	Brothers	Simon	Sherrils	Dennis	Penton
at UGA (10/17)	Brady	Hatley	Augusta	Harris	Newsom	Scherer	Brothers	Simon	Sherrils	Dennis	Penton
at VU (10/24)											
vs. MSU (11/5)											
vs. BYU (11/14)											
vs. UT (11/21)											
at Ark. (11/27)											

2015 MIZZOU SCORING DRIVES

QUARTER	TIME	SCORING PLAY (POINT[S] AFTER)	PLAYS	YARDS	TIME POSS.	SCORE MU-OPP
SEMO						
1st	11:28	MOORE, J'Mon 27 yd pass from MAUK, Maty (BAGGETT, Andrew kick)	5	64	1:15	7 - 0
	04:49	BROWN, Nate 23 yd pass from MAUK, Maty (BAGGETT, Andrew kick)	5	54	1:59	14 - 0
2nd	09:54	BAGGETT, Andrew 39 yd field goal	8	48	3:15	17 - 0
3rd	10:55	BAGGETT, Andrew 23 yd field goal	10	76	3:58	20 - 3
	00:22	PENTON, Aarion 41 yd blocked punt return (BAGGETT, Andrew kick)	3	27	NA	27 - 3
4th	05:13	HUNT, Tyler 78 yd pass from LOCK, Drew (BAGGETT, Andrew kick)	5	92	1:51	34 - 3
at Arkansas State						
1st	08:00	Baggett, Andrew 30 yd field goal	12	60	4:14	3 - 0
	04:08	Brown, Nate 11 yd pass from Mauk, Maty (Baggett, Andrew kick)	1	11	0:07	10 - 10
3rd	05:25	Leftwich, Wesley 32 yd pass from Mauk, Maty (Baggett, Andrew kick)	6	62	2:20	17 - 17
	00:44	Culkin, Sean 21 yd pass from Mauk, Maty (Baggett, Andrew kick)	6	65	2:28	24 - 17
4th	07:10	Baggett, Andrew 41 yd field goal	8	16	2:14	27 - 20
UConn						
1st	07:44	Green, Clarence safety	NA	NA	NA	0 - 2
3rd	05:03	Mauk, Maty 2 yd run (Baggett, Andrew kick)	15	68	6:34	6 - 9
at Kentucky						
1st	03:49	Moore, J'Mon 17 yd pass from Mauk, Maty (Baggett, Andrew kick)	13	80	6:06	7 - 0
3rd	06:04	Baggett, Andrew 39 yd field goal	7	36	2:37	10 - 7
4th	03:00	Baggett, Andrew 24 yd field goal	12	68	3:15	13 - 21
vs. South Carolina						
1st	07:19	Brown, Nate 8 yd pass from Lock, Drew (Baggett, Andrew kick)	11	51	4:09	0 - 7
2nd	13:42	Baggett, Andrew 21 yd field goal	11	72	3:29	3 - 10
	04:48	Brown, Nate 9 yd pass from Lock, Drew (Baggett, Andrew kick)	1	65	4:32	10 - 17
3rd	03:36	Witter, Ish 1 yd run (Baggett, Andrew kick)	7	31	2:41	10 - 24
vs. Florida						
1st	07:33	Baggett, Andrew 21 yd field goal	7	62	1:58	7 - 3
at Georgia						
1st	12:40	Baggett, Andrew 20 yd field goal	4	1	1:57	3-0
	00:07	Baggett, Andrew 24 yd field goal	12	84	5:11	6-3
at Vanderbilt						
vs. Mississippi State						
vs. BYU						
vs. Tennessee						
at Arkansas						

2015 SEASON HONORS

EVAN BOEHM // C // SR

Preseason
 All-SEC Third Team (AP)
 All-SEC Third Team (Coaches)
 Rimington Watch List
 Outland Watch List

KENTRELL BROTHERS // LB // SR

Preseason
 All-SEC Second Team (Coaches)
 All-SEC Third Team (AP)
 Bednarik Award Watch List
 Nagurski Award Watch List
 Butkus Award Watch List
 SEC Defensive Player of the Week (9/14)

COREY FATONY // P // FR

Ray Guy Player of the Week (10/13)

RUSSELL HANSBROUGH // RB // SR

Preseason
 All-SEC Third Team (Coaches)
 Maxwell Award Watch List
 Doak Walker Award Watch List
 Earl Campbell Tyler Rose Award Watch List

CHARLES HARRIS // DE // RS SO

Bednarik Award Watch List

MATY MAUK // QB // RS-JR

Preseason
 All-SEC Second Team (Coaches)
 Maxwell Award Watch List
 Manning Award Watch List

GARY PINKEL // HEAD COACH

Preseason
 Dodd Trophy Watch List

MIZZOU'S 2015 OPPONENTS

SEMO (2-5)

Date	Opponent	Score/Time
Sept. 5	@ Mizzou	L, 34-3
Sept. 12	Southern Illinois	W, 27-24
Sept. 19	@ Indiana State	L, 29-28
Sept. 26	Shorter	L, 26-21
Oct. 3	Murray State	W, 27-10
Oct. 10	@ E. Illinois	L, 33-28
Oct. 17	E. Kentucky	L, 27-10
Oct. 24	OPEN	
Oct. 31	Tennessee Tech	1 p.m.
Nov. 7	@ Austin Peay	4 p.m.
Nov. 14	@ Jacksonville St.	1 p.m.
Nov. 21	UT Martin	1 p.m.

ARKANSAS STATE (3-3)

Date	Opponent	Score/Time
Sept. 5	@ USC	L, 55-6
Sept. 12	Mizzou	L, 27-20
Sept. 19	vs. Missouri State	W, 70-7
Sept. 26	@ Toledo	L, 37-7
Oct. 3	vs. Idaho	W, 49-35
Oct. 13	@ South Alabama	W, 49-31
Oct. 20	vs. Louisiana-Lafayette	7 p.m.
Oct. 31	vs. Georgia State	TBD
Nov. 5	@ Appalachian State	6:30 p.m.
Nov. 14	at UL-Monroe	2 p.m.
Nov. 21	OPEN	
Nov. 28	at New Mexico State	TBD
Dec. 5	vs. Texas State	TBD

UCONN (3-4)

Date	Opponent	Score/Time
Sept. 3	Villanova	W, 20-15
Sept. 12	Army	W, 22-17
Sept. 19	@ Mizzou	L, 9-6
Sept. 26	vs. Navy	L, 28-18
Oct. 2	@ BYU	L, 30-13
Oct. 10	@ UCF	W, 40-13
Oct. 17	vs. USF	L, 28-20
Oct. 24	@ Cincinnati	TBD
Oct. 30	vs. ECU	6 p.m.
Nov. 7	@ Tulane	TBD
Nov. 14	OPEN	
Nov. 21	vs. Houston	TBD
Nov. 28	@ Temple	TBD

KENTUCKY (4-2)

Date	Opponent	Score/Time
Sept. 5	Louisiana-Lafayette	W, 40-33
Sept. 12	@ South Carolina	W, 26-22
Sept. 19	Florida	L, 14-9
Sept. 26	Mizzou	W, 21-13
Oct. 3	E. Kentucky	L, 30-27
Oct. 15	Auburn	6 p.m.
Oct. 24	@ Mississippi State	TBD
Oct. 31	Tennessee	TBD
Nov. 7	at Georgia	TBD
Nov. 14	@ Vanderbilt	TBD
Nov. 21	Charlotte	TBD
Nov. 28	Louisville	TBD

SOUTH CAROLINA (3-4)

Date	Opponent	Score/Time
Sept. 3	North Carolina	W, 17-13
Sept. 12	Kentucky	L, 26-22
Sept. 19	@ Georgia	L, 52-20
Sept. 26	vs. UCF	W, 31-14
Oct. 3	@ Mizzou	L, 24-10
Oct. 10	vs. LSU	L, 45-24
Oct. 17	vs. Vanderbilt	W, 19-10
Oct. 24	OPEN	
Oct. 31	@ Texas A&M	TBD
Nov. 7	@ Tennessee	TBD
Nov. 14	vs. Florida	TBD
Nov. 21	The Citadel	TBD
Nov. 28	vs. Clemson	TBD

FLORIDA (6-1)

Date	Opponent	Score/Time
Sept. 5	New Mexico State	W, 61-13
Sept. 12	ECU	W, 31-24
Sept. 19	@ Kentucky	W, 14-9
Sept. 26	Tennessee	W, 28-27
Oct. 3	Ole Miss	W, 38-10
Oct. 10	@ Mizzou	W, 21-3
Oct. 17	@ LSU	L, 35-28
Oct. 24	OPEN	
Oct. 31	Georgia	2:30 p.m.
Nov. 7	Vanderbilt	TBD
Nov. 14	@ South Carolina	TBD
Nov. 21	FAU	TBD
Nov. 28	Florida State	TBD

GEORGIA (4-2)

Date	Opponent	Score/Time
Sept. 5	UL-Monroe	W, 51-14
Sept. 12	@ Vanderbilt	W, 31-14
Sept. 19	vs. South Carolina	W, 52-20
Sept. 26	Southern	W, 48-6
Oct. 3	Alabama	L, 38-10
Oct. 10	@ Tennessee	L, 38-31
Oct. 17	Mizzou	W, 9-6
Oct. 24	OPEN	
Oct. 31	Florida	2:30 p.m.
Nov. 7	Kentucky	TBD
Nov. 14	@ Auburn	TBD
Nov. 21	Georgia Southern	TBD
Nov. 28	@ Georgia Tech	TBD

VANDERBILT (2-4)

Date	Opponent	Score/Time
Sept. 3	Western Kentucky	L, 14-12
Sept. 12	Georgia	L, 31-14
Sept. 19	vs. Austin Peay	W, 47-7
Sept. 26	@ Ole Miss	L, 27-16
Oct. 3	@ Middle Tennessee	W, 17-13
Oct. 10	OPEN	
Oct. 17	@ South Carolina	L, 19-10
Oct. 24	vs. Mizzou	3 p.m.
Oct. 31	@ Houston	
Nov. 7	@ Florida	TBD
Nov. 14	Kentucky	TBD
Nov. 21	Texas A&M	TBD
Nov. 28	@ Tennessee	TBD

MISSISSIPPI STATE (5-2)

Date	Opponent	Score/Time
Sept. 5	@ Southern Miss	W, 34-16
Sept. 12	LSU	L, 21-19
Sept. 19	Northwestern State	W, 62-13
Sept. 26	@ Auburn	W, 17-9
Oct. 3	@ Texas A&M	L, 30-17
Oct. 10	Troy	W, 45-17
Oct. 17	LA Tech	W, 45-20
Oct. 24	Kentucky	TBD
Oct. 31	OPEN	
Nov. 5	@ Mizzou	8 p.m.
Nov. 14	Alabama	TBD
Nov. 21	@ Arkansas	TBD
Nov. 28	Ole Miss	TBD

BYU (5-2)

Date	Opponent	Score/Time
Sept. 5	@ Nebraska	W, 33-28
Sept. 12	Boise State	W, 35-24
Sept. 19	@ UCLA	L, 24-23
Sept. 26	@ Michigan	L, 31-0
Oct. 2	UConn	W, 30-13
Oct. 10	ECU	W, 45-38
Oct. 16	Cincinnati	W, 38-24
Oct. 24	Wagner	2 p.m.
Oct. 31	OPEN	
Nov. 6	@ San Jose State	10:30 p.m.
Nov. 14	Mizzou (Kansas City)	TBD
Nov. 21	Fresno State	TBD
Nov. 28	at Utah State	2:30 p.m.

TENNESSEE (3-3)

Date	Opponent	Score/Time
Sept. 5	Bowling Green	W, 59-20
Sept. 12	Oklahoma	L, 31-24 (2 OT)
Sept. 19	W. Carolina	W, 55-10
Sept. 26	@ Florida	L, 28-27
Oct. 3	Arkansas	L, 24-20
Oct. 10	Georgia	W, 38-31
Oct. 17	OPEN	
Oct. 24	@ Alabama	TBD
Oct. 31	@ Kentucky	TBD
Nov. 7	South Carolina	TBD
Nov. 14	North Texas	TBD
Nov. 21	@ Mizzou	TBD
Nov. 28	vs. Vanderbilt	TBD

ARKANSAS (2-4)

Date	Opponent	Score/Time
Sept. 5	UTEP	W, 48-13
Sept. 12	Toledo	L, 16-12
Sept. 19	Texas Tech	L, 35-24
Sept. 26	Texas A&M	L, 28-21 (OT)
Oct. 3	@ Tennessee	W, 24-20
Oct. 10	@ Alabama	L, 27-14
Oct. 17	OPEN	
Oct. 24	Auburn	TBD
Oct. 31	UT Martin	TBD
Nov. 7	@ Ole Miss	TBD
Nov. 14	@ LSU	TBD
Nov. 21	Mississippi State	TBD
Nov. 28	Mizzou	1:30 p.m.



EASTERN DIVISION

Team	SEC	Pct.	Overall	Pct.
Florida	4-1	.800	6-1	.857
Georgia	3-2	.600	5-2	.714
Kentucky	2-2	.500	4-2	.667
Tennessee	1-2	.333	3-3	.500
Missouri	1-3	.250	4-3	.571
South Carolina	1-4	.200	3-4	.428
Vanderbilt	0-3	.000	2-4	.333

WESTERN DIVISION

Team	SEC	Pct.	Overall	Pct.
LSU	4-0	1.000	6-0	1.000
Alabama	3-1	.750	6-1	.857
Texas A&M	2-1	.667	5-1	.833
Ole Miss	2-1	.667	5-2	.714
Arkansas	1-2	.333	2-4	.333
Mississippi St.	1-2	.333	5-2	.714
Auburn	1-2	.333	4-2	.667

MIZZOU ALL-TIME VS. 2015 OPP.

Team	W	L	T	Pct.
SEMO	3	0	0	1.000
Arkansas St.	4	0	0	1.000
UConn	1	0	0	1.000
Kentucky	3	3	0	.500
South Carolina	4	2	0	.667
Florida	3	2	0	.600
Georgia	1	4	0	.200
Vanderbilt	4	2	1	.643
Mississippi St.	2	0	0	1.000
BYU	0	1	0	.000
Tennessee	3	0	0	1.000
Arkansas	4	2	0	.667
Total:	32	16	1	.663
vs. SEC:	24	15	1	.613

ROSTER/PRONUNCIATION GUIDE

#	Name	Pos.	Ht.	Wt.	Yr.	Hometown	High School (Previous)
1	Anthony Hines	DB	6-1	190	So.	South San Francisco, Calif.	El Camino/Coll. of San Mateo
1	Marvin Zanders	QB	6-1	185	RSFr.	Jacksonville, Fla.	Raines
2	Nate Brown	WR	6-3	205	So.	Suwanee, Ga.	North Gwinnett
3	Cortland Browning	S	6-1	205	Sr.	Tyler, Texas	Lee
3	Luke Jackson	PK	6-1	185	So.	Pensacola, Fla.	West
3	Drew Lock	QB	6-4	205	Fr.	Lee's Summit, Mo.	Lee's Summit
4	Brandon Lee	LB	6-2	220	RSFr.	Indianapolis, Ind.	Lawrence Central
4	Ryan Williams	TB	6-0	180	Fr.	Lee's Summit, Mo.	West
5	Marquise Doherty	TB	6-1	205	Fr.	Kansas City, Mo.	Winnetonka
5	John Gibson	DB	6-0	190	Jr.	Missouri City, Texas	Marshall
6	J'Mon Moore	WR	6-3	190	So.	Missouri City, Texas	Elkins
6	Tavon Ross	S	6-0	200	RSFr.	Cochran, Ga.	Bleckley County
7	Kenya Dennis	DB	5-11	200	Sr.	Leland, Miss.	Hind CC
7	Maty Mauk	QB	6-0	195	Jr.	Kenton, Ohio	
8	Justin Smith	WR	6-7	200	Fr.	Dublin, Ga.	West Laurens
8	Thomas Wilson	S	5-10	190	So.	Suwanee, Ga.	Buford
9	Eddie Printz	QB	6-3	205	So.	Marietta, Ga.	Lassiter
9	T.J. Warren	DB	5-11	190	Fr.	Conyers, Ga.	Rockdale County
10	Kentrell Brothers	LB	6-1	235	Sr.	Guthrie, Okla.	Guthrie
10	Jason Reese	TE	6-5	250	So.	Euleus, Texas	Trinity
11	Kendall Blanton	TE	6-6	250	RSFr.	Blue Springs, Mo.	South
11	Aaron Penton	DB	5-10	190	Jr.	St. Louis, Mo.	Christian Brothers
12	Tanner Hull	WR	6-0	220	So.	Kansas City, Mo.	O'Hara
12	Johnathon Johnson	WR	5-10	175	Fr.	Memphis, Tenn.	Melrose
12	Dominic Nelson	S	6-0	185	Jr.	Florissant, Mo.	Florissant
13	Corbin Berkstresser	QB	6-3	210	Sr.	Lee's Summit, Mo.	Lee's Summit
13	Spencer Williams	DL	6-3	245	RSFr.	Jacksonville, Fla.	First Coast
14	Ray Wingo	WR	5-11	180	RSFr.	St. Louis, Mo.	St. Louis University High
15	Keyon Dilosa	WR	6-3	200	RSFr.	Round Rock, Texas	Round Rock
15	Grant Jones	LB	6-3	225	RSFr.	Columbia, Mo.	Hickman
16	Brock Bondurant	S	6-2	215	Jr.	Memphis, Mo.	Scotland Co. R-1
16	Marcell Frazier	DL	6-5	265	Jr.	Portland, Ore.	Douglas/College of Siskiyous
16	Thomas Richard	WR	6-1	190	RSFr.	Nashville, Tenn.	Christ Presbyterian
17	DeSean Blair	WR	6-3	190	RSFr.	Jacksonville, Fla.	Sandalwood
18	Wesley Leftwich	WR	6-1	205	Sr.	Columbia, Mo.	Hickman
18	Josh Moore	DL	6-5	260	Fr.	Olathe, Kan.	North
19	Oke Akushe	WR	5-10	185	So.	St. Louis, Mo.	McCluer North
19	Ronnell Perkins	S	6-0	185	Fr.	St. Louis, Mo.	University City
20	Trevon Walters	TB	5-10	200	RSFr.	Bradenton, Fla.	Manatee
21	Ian Simon	S	6-0	195	Sr.	Mansfield, Texas	Legacy
21	Ish Witter	TB	5-10	190	So.	Tampa, Fla.	Alonso
22	Anthony Sherrils	DB	6-0	190	So.	Kansas City, Mo.	Hogan Prep
24	Terez Hall	LB	6-2	215	Fr.	Lithonia, Ga.	King
25	Donavin Newsom	LB	6-2	230	Jr.	St. Louis, Mo.	Parkway North
26	Jake Brents	WR	6-3	205	Jr.	Springfield, Mo.	Kickapoo
26	Corey Fatony	P	5-11	185	Fr.	Franklin, Tenn.	Franklin
28	Logan Cheadle	DB	5-10	180	So.	Lee's Summit, Mo.	West
28	Steven Spadarotto	WR	6-2	185	Fr.	Santa Maria, Calif.	Righetti
29	DeAndre McKenzie	DB	6-1	195	Sr.	Lee's Summit, Mo.	(Lee's Summit/Mo. Southern
30	Michael Scherer	LB	6-3	230	Jr.	St. Louis, Mo.	Country Day
31	Finis Stribling IV	DB	5-11	175	RSFr.	Thompson's Station, Tenn.	Independence
32	Russell Hansbrough	TB	5-9	195	Sr.	Arlington, Texas	Bowie
33	Cam Hilton	S	6-0	180	Fr.	St. Louis, Mo.	Webster Groves
34	Joey Burkett	LB	6-2	210	So.	Jefferson City, Mo.	Jefferson City
35	Tyler Hunt	TB	5-11	210	Sr.	Huntsville, Mo.	Westran
35	Zane Jacoby	S	6-4	205	Fr.	Huntsville, Mo.	Westran
36	Isaiah Pierre	S	5-9	165	RSFr.	Hollywood, Fla.	Hollywood Hills
36	Morgan Steward	TB	6-0	210	Jr.	Kansas City, Mo.	Staley
38	Eric Beisel	LB	6-3	225	So.	Fenton, Mo.	Rockwood Summit
39	Chase Abbington	TB	6-2	215	Jr.	St. Louis, Mo.	Ft. Zumwalt South/Hutchinson CC
39	Justin Piazza	LB	6-0	205	Jr.	St. Petersburg, Fla.	Catholic
40	Clarence Green	LB	6-0	220	Sr.	Clute, Texas	Brazoswood
40	Andrew Stevens	TB	5-9	195	Jr.	St. Louis, Mo.	Eureka
41	Eric Laurent	WR	6-2	215	Jr.	Ballwin, Mo.	Parkway South
41	Faheem Williams	S	5-11	190	RSFr.	Overbrook, Pa.	Prep Charter
43	Christian Geen	TE	6-1	220	So.	Columbia, Mo.	Hickman
45	Franklin Agbasimere	LB	6-2	220	Fr.	Lagos, Nigeria	Montverde [Fla.] Academy
45	Nick Rhone	WR	5-10	200	So.	Beaumont, Texas	Central
46	Trei Walton	DB	5-10	190	Sr.	Northville, Mich.	Northville/Northwood Univ.
48	Roderick Winters	LB	5-11	225	RSFr.	Arlington, Texas	Bowie
49	Ferrod Gardner	LB	6-2	200	Fr.	Dayton, Ohio	Trotwood-Madison
50	Jacob Trump	LB	6-3	225	Fr.	Kahoka, Mo.	Clark County
51	Ed Cruz	DL	6-2	230	So.	Park Hill, Mo.	Central
52	Jordan Hill	OL	6-2	270	Sr.	Lee's Summit, Mo.	North

ALPHABETICAL

No.	Name	Pos.
39	Chase Abbington	TB
57	Alec Abeln	OL
64	Paul Adams	OL
91	Turner Adams	PK
45	Franklin Agbasimere	LB
19	Oke Akushe	WR
97	Josh Augusta	DL
99	Andrew Baggett	PK
56	Sam Bailey	OL
98	Dayton Balvanz	P
78	Andy Bauer	OL
79	Terry Beckner, Jr.	DL
38	Eric Beisel	LB
13	Corbin Berkstresser	QB
17	DeSean Blair	WR
11	Kendall Blanton	TE
77	Evan Boehm	OL
16	Brock Bondurant	S
56	Walter Brady	DL
90	Harold Brentley	DL
26	Jake Brents	WR
10	Kentrell Brothers	LB
2	Nate Brown	WR
3	Cortland Browning	S
34	Joey Burkett	LB
93	Andrew Carr	PK
59	Jeffrey Cathey	WR
62	Taylor Chappell	OL
28	Logan Cheadle	DB
90	Nick Coffman	PK
46	Shaun Conway	TB
55	Nate Crawford	OL
51	Ed Cruz	DL
70	Malik Cuellar	OL
80	Sean Culkin	TE
7	Kenya Dennis	DB
15	Keyon Dilosa	WR
5	Marquise Doherty	TB
67	Jonah Dubinski	OL
82	Clayton Echard	TE
24	John Eierman	WR
68	Mike Fairchild	OL
26	Corey Fatony	P
85	Richaud Floyd	WR
16	Marcell Frazier	DL
49	Ferrod Gardner	LB
43	Christian Geen	TE
5	John Gibson	DB
40	Clarence Green	LB
76	Thomas Grossman	OL
84	Emanuel Hall	WR
73	Mitch Hall	OL
24	Terez Hall	LB
89	Tyler Hanneke	DL
32	Russell Hansbrough	TB
87	Jordan Harold	DL
69	A.J. Harris	OL
91	Charles Harris	DL
95	Rickey Hatley	DL
52	Jordan Hill	OL
33	Cam Hilton	S
1	Anthony Hines	DB
88	Nate Howard	DL
12	Tanner Hull	WR
35	Tyler Hunt	TB
86	Jake Hurrell	OL
3	Luke Jackson	PK
94	Tyrell Jacobs	DL
35	Zane Jacoby	S
12	Johnathon Johnson	WR
15	Grant Jones	LB
75	Max Kavy	OL
89	Brian Kurz	TE
41	Eric Laurent	WR
4	Brandon Lee	LB
18	Wesley Leftwich	WR
3	Drew Lock	QB
96	A.J. Logan	DL

MIZZOU FOOTBALL

#	Name	Pos.	Ht.	Wt.	Yr.	Hometown	High School (Previous)
52	Eddie Serrano	DE	6-3	235	So.	Niles, Ill.	Notre Dame Prep
53	Christian Williams	LB	6-0	235	Jr.	Lake Ozark, Mo.	School of the Osage
54	Nick Monaghan	OL	6-2	245	Sr.	Darien, Ill.	Downer's Grove South
55	Nate Crawford	OL	6-5	300	So.	Pensacola, Fla.	West
56	Sam Bailey	OL	6-5	280	RSFr.	Lamar, Mo.	Lamar
56	Walter Brady	DL	6-3	255	RSFr.	Florence, Ala.	Florence
57	Alec Abeln	OL	6-3	290	So.	St. Louis, Mo.	University HS
58	Nick Skalak	OL	6-5	290	Fr.	Irving, Texas	Cistercian
59	Jeffrey Cathey	WR	6-2	185	So.	Little Rock, Ark.	Catholic
60	Connor McGovern	OL	6-4	305	Sr.	Fargo, N.D.	Shanley
61	Adam Roland	OL	6-3	315	RSFr.	St. Louis, Mo.	Oakville
62	Taylor Chappell	OL	6-5	305	Sr.	Canadian, Texas	Canadian
63	Brad McNulty	OL	6-4	305	Sr.	Allen, Texas	Allen
64	Paul Adams	OL	6-6	290	RSFr.	Nashville, Tenn.	Christ Presbyterian
65	Tanner Owen	OL	6-5	280	Fr.	Kearney, Mo.	Kearney
66	Adam Ploudre	OL	6-4	295	So.	Ballwin, Mo.	Marquette HS
67	Jonah Dubinski	OL	6-2	275	Fr.	Columbia, Mo.	Rock Bridge
68	Mike Fairchild	OL	6-5	295	RSFr.	Overland Park, Kan.	Blue Valley West
69	A.J. Harris	OL	6-4	285	Fr.	Stilwell, Kan.	Blue Valley
70	Malik Cuellar	OL	6-5	300	Jr.	Fortuna, Calif.	CC of San Francisco
71	Kevin Pendleton	OL	6-4	315	RSFr.	Lee's Summit, Mo.	West
72	Clay Rhodes	OL	6-5	290	So.	Stilwell, Kan.	Blue Valley
73	Mitch Hall	OL	6-5	310	Sr.	Russellville, Ark.	Ole Miss
74	Blake Wilbers	OL	6-2	270	Fr.	Wardsville, Mo.	Helias
75	Max Kavy	OL	6-3	285	Fr.	St. Louis, Mo.	St. Louis University High
76	Thomas Grossman	OL	6-3	260	Fr.	St. Louis, Mo.	Chaminade
77	Evan Boehm	OL	6-3	310	Sr.	Lee's Summit, Mo.	(West)
78	Andy Bauer	OL	6-3	310	RSFr.	St. Louis, Mo.	DeSmet
79	Terry Beckner, Jr.	DL	6-4	300	Fr.	East St. Louis, Ill.	East St. Louis
80	Sean Culkin	TE	6-6	245	Jr.	Indian Rocks Beach, Fla.	Christian
81	Harley Whitehouse	OL	6-0	210	Fr.	St. Louis, Mo.	Parkway Central
82	Clayton Echard	TE	6-5	260	Sr.	Eureka, Mo.	Eureka
84	Emanuel Hall	WR	6-3	200	Fr.	Franklin, Tenn.	Centennial
85	Richaud Floyd	WR	5-11	165	Fr.	Gulfport, Miss.	Gulfport
86	Jake Hurrell	OL	6-3	235	Jr.	Saint Peters, Mo.	Francis Howell North
87	Jordan Harold	DL	6-2	245	So.	St. Louis, Mo.	McCluer North
88	Nate Howard	DL	6-4	235	Fr.	St. Louis, Mo.	Watkins
89	Tyler Hanneke	DL	6-4	250	Jr.	St. Charles, Mo.	West
89	Brian Kurz	TE	6-4	230	So.	Vandalia, Mo.	Van-Far
90	Harold Brantley	DL	6-3	280	Jr.	Hershey, Pa.	Hershey
90	Nick Coffman	PK	5-11	175	Jr.	Missouri City, Texas	Elkins
91	Turner Adams	PK	6-0	195	So.	Springfield, Mo.	Kickapoo
91	Charles Harris	DL	6-3	255	So.	Kansas City, Mo.	Lincoln Prep
93	Andrew Carr	PK	6-1	175	Fr.	Cameron, Mo.	Cameron
94	Tyrell Jacobs	DL	6-4	265	Fr.	Kenner, La.	Rummel
95	Rickey Hatley	DL	6-4	300	Jr.	Atlanta, Texas	Atlanta
96	A.J. Logan	DL	6-2	300	So.	Columbia, Mo.	Rock Bridge
97	Josh Augusta	DL	6-4	345	Jr.	Peoria, Ill.	Peroia
98	Dayton Balvanz	P	6-5	200	Jr.	Eldora, Iowa	South Hardin HS/Ellsworth CC
98	Rocel McWilliams	DL	6-2	240	RSFr.	Pensacola, Fla.	West
99	Andrew Baggett	K	6-1	215	Sr.	Lee's Summit, Mo.	North

ALPHABETICAL		
No.	Name	Pos.
7	Maty Mauk	QB
60	Connor McGovern	OL
29	DeAndre McKenzie	DB
63	Brad McNulty	OL
98	Rocel McWilliams	DL
54	Nick Monaghan	OL
6	J'Mon Moore	WR
18	Josh Moore	DL
12	Dominic Nelson	S
25	Donavin Newsom	LB
65	Tanner Owen	OL
71	Kevin Pendleton	OL
11	Aarion Penton	DB
19	Ronnell Perkins	S
39	Justin Piazza	LB
36	Isaiah Pierre	S
66	Adam Ploudre	OL
9	Eddie Printz	QB
10	Jason Reese	TE
72	Clay Rhodes	OL
45	Nick Rhone	WR
16	Thomas Richard	WR
61	Adam Roland	OL
6	Tavon Ross	S
30	Michael Scherer	LB
52	Eddie Serrano	DE
22	Anthony Sherrills	DB
21	Ian Simon	S
58	Nick Skalak	OL
8	Justin Smith	WR
28	Steven Spadarotto	WR
40	Andrew Stevens	TB
36	Morgan Steward	TB
31	Finis Stribling IV	DB
50	Jacob Trump	LB
20	Trevon Walters	TB
46	Trei Walton	DB
9	T.J. Warren	DB
81	Harley Whitehouse	OL
74	Blake Wilbers	OL
53	Christian Williams	LB
41	Faheem Williams	S
4	Ryan Williams	TB
13	Spencer Williams	DL
8	Thomas Wilson	S
14	Ray Wingo	WR
48	Roderick Winters	LB
21	Ish Witter	TB
1	Marvin Zanders	QB

PRO-NUN-SEE-AY-SHUN GUIDE

<u>PLAYERS</u>	<u>PLAY - urz</u>		<u>COACHES</u>	<u>KOE - chuz</u>	
Alec ABELN	ABE - linn	Zane JACOBY	juh - COE - bee	Gary PINKEL	PINK - ul
Franklin AGBASIMERE	ag - BAZZ - uh - meer	Eric LAURENT	lore - RENT	Barry ODOM	OWE - dum
Dayton BALVANZ	BAL - vanz	MATY MAUK	MATT - ee / MOCK	Craig KULIGOWSKI	kool - ih - GOW - skee
Eric BEISEL	BUY - zul	ROCEL McWilliams	ROCK - cell		
DeSEAN Blair	duh - SHAWN	J'MON Moore	JAY - mon		
Evan BOEHM	BAY - m	AARION Penton	AIR - ee - on	<u>HOMETOWNS</u>	<u>HOHM TOWNZ</u>
Joey BURKETT	BURK - it	RONNELL Perkins	ron - NELL	Fortuna	FORE-tuna
Taylor CHAPPELL	CHAP - ul	Adam PLOUDRE	PLUE - dray	Kearney	CAR-knee
Logan CHEADLE	CHEE - dull	Thomas RICHARD	rish - ARD	Olathe	OH-lay-thuh
MALIK CUELLAR	muh - LEEK / KWAY - lar	TAVON Ross	TAY - von	Suwanee	sue-WHA-knee
Keyon DILOSA	dih - LOW - suh	Michael SCHERER	SHEER	Leland	LEE-lund
MARQUISE DOHERTY	mar - KEECE / DOE - ur - tee	Eddie SERRANO	suh - RON - oh	Clute	rhymes with flute
Clayton ECHARD	ECK - urd	IAN Simon	EEE - un		
Cory FATONY	fuh - TOE - nee	Nick SKALAK	SKAL - uk	<u>STADIUM</u>	<u>STAY-dee-um</u>
RICHAUD Floyd	rish - ODD	FINIS STRIBLING	FINE - iss / STRIH - bling	Faurot	FUH-roe
FERROD Gardner	fuh - ROD	TREVON Walters	TRAY - von		
Tyler HANNEKE	HAN - uh - kee				
Jake HURRELL	HURL				



MIZZOU[®]

DEPTH CHART

As of
Oct. 19,
2015



OFFENSE

LT	60	Connor McGovern	6-4	305	Sr.	3L
	70	Malik Cuellar	6-5	300	Jr.	
LG	63	Brad McNulty	6-4	305	Sr.	3L
	57	Alec Abeln	6-3	290	So.	
C	77	Evan Boehm	6-3	310	Sr.	3L
	56	Sam Bailey	6-5	280	RSFr.	
RG	73	Mitch Hall	6-5	310	Sr.	2L
	71	Kevin Pendleton	6-4	315	RSFr.	
RT	55	Nate Crawford	6-5	310	So.	
	62	Taylor Chappell	6-5	305	RSSr.	1L
	64	Paul Adams	6-6	290	RSFr.	
TE	80	Sean Culkin	6-6	245	Jr.	
	82	Clayton Echard	6-5	260	Sr.	2L -OR-
	10	Jason Reese	6-5	250	So.	1L
QB	11	Kendall Blanton	6-6	250	RSFr.	
	3	Drew Lock	6-4	205	Fr.	
	9	Eddie Printz	6-3	205	So.	-OR-
TB	1	Marvin Zanders	6-1	185	RSFr.	
	32	Russell Hansbrough	5-9	195	Sr.	3L
	21	Ish Witter	5-10	190	So.	1L
X	35	Tyler Hunt	5-11	210	Sr.	2L
	39	Chase Abbington	6-2	215	RSSo.	
	6	J'Mon Moore	6-3	190	So.	1L -OR-
H	84	Emanuel Hall	6-3	200	Fr.	
	41	Eric Laurent	6-2	215	Jr.	
	2	Nate Brown	6-3	205	So.	1L
Z	33	Cam Hilton	6-0	180	Fr.	
	14	Ray Wingo	5-11	180	RSFr.	
	18	Wesley Leftwich	6-1	205	Sr.	1L
PK	15	Keyon Dilosa	6-3	200	RSFr.	
	17	DeSean Blair	6-3	190	RSFr.	

DEFENSE

DE	56	Walter Brady	6-3	255	RSFr.
	16	Marcell Frazier	6-5	265	RSSo.
DT	97	Josh Augusta	6-4	345	Jr. 2L
	79	Terry Beckner, Jr.	6-4	300	Fr.
NG	95	Rickey Hatley	6-4	300	Jr. 2L
	96	A.J. Logan	6-2	310	So.
	18	Josh Moore	6-5	280	Fr.
DE	91	Charles Harris	6-3	255	So. 1L
	88	Nate Howard	6-4	240	Fr.
	13	Spencer Williams	6-3	245	RSFr.
W	10	Kentrell Brothers	6-1	235	Sr. 3L
	34	Joey Burkett	6-2	210	So. 1L
M	30	Michael Scherer	6-3	230	Jr. 2L
	4	Brandon Lee	6-2	220	RSFr.
S	25	Donavin Newsom	6-2	230	Jr. 2L
	40	Clarence Green	6-0	220	Sr. 2L
CB	24	Terez Hall	6-2	215	Fr.
	7	Kenya Dennis	5-11	200	Sr. 1L
CB	5	John Gibson	6-0	190	Jr. 2L
	11	Aarion Penton	5-10	190	Jr. 2L
SS	28	Logan Cheadle	5-10	180	So. 1L
	1	Anthony Hines	6-1	190	So.
	22	Anthony Sherrills	6-0	190	So. 1L
FS	8	Thomas Wilson	5-10	190	So. 1L
	21	Ian Simon	6-0	195	Sr. 3L
	3	Cortland Browning	6-1	205	RSSr.
	6	Tavon Ross	6-0	200	RSFr.

SPECIAL TEAMS

PK	99	Andrew Baggett	6-1	215	Sr.	3L
	90	Nick Coffman	5-11	175	Jr.	
H	9	Eddie Printz	6-3	205	So.	
	41	Eric Laurent	6-2	215	Jr.	
LS	86	Jake Hurrell	6-3	235	Jr.	2L
	54	Nick Monaghan	6-2	245	Sr.	
KO	26	Corey Fatony	5-11	185	Fr.	-OR-
	99	Andrew Baggett	6-1	215	Sr.	3L
KR	5	John Gibson	6-0	190	Jr.	2L
	31	Finis Stribling IV	5-11	175	RSFr.	
	14	Ray Wingo	5-11	180	RSFr.	

P	26	Corey Fatony	5-11	185	Fr.
	98	Dayton Balvanz	6-5	200	JR.
PR	33	Cam Hilton	6-1	180	Fr.
	11	Aarion Penton	5-10	190	Jr. 2L

INJURY REPORT

90	Harold Brantley (DT)	6-3	280	Jr.	OUT-season
36	Morgan Steward (RB)	6-0	210	Jr.	OUT-season
20	Trevon Walters (TB)	5-10	200	RSFr.	OUT

The Automated ScoreBook
Mizzou Combined Team Statistics (as of Oct 17, 2015)
All games

Date	Opponent	Score	Att.
Sep 05, 2015	SOUTHEAST MISSOURI	W 34-3	64670
Sep 12, 2015	at Arkansas State	W 27-20	29143
Sep 19, 2015	UCONN	W 9-6	70079
* Sep 26, 2015	at Kentucky	L 13-21	58008
* Oct 03, 2015	SOUTH CAROLINA	W 24-10	66751
* Oct 10, 2015	#11 FLORIDA	L 3-21	70767
* Oct 17, 2015	at Georgia	L 6-9	92746

Record:	Overall	Home	Away	Neutral
All games	4-3	3-1	1-2	0-0
Conference	1-3	1-1	0-2	0-0
Non-Conference	3-0	2-0	1-0	0-0

Team Statistics	MIZ	OPP
FIRST DOWNS	114	116
Rushing	46	53
Passing	54	54
Penalty	14	9
RUSHING YARDAGE	724	796
Rushing Attempts	224	281
Average Per Rush	3.2	2.8
Average Per Game	103.4	113.7
TDs Rushing	2	4
PASSING YARDAGE	1309	1157
Comp-Att-Int	120-228-7	125-202-8
Average Per Pass	5.7	5.7
Average Per Catch	10.9	9.3
Average Per Game	187.0	165.3
TDs Passing	9	5
TOTAL OFFENSE	2033	1953
Average Per Play	4.5	4.0
Average Per Game	290.4	279.0
KICK RETURNS: #-Yards	17-255	12-326
PUNT RETURNS: #-Yards	16-103	12-85
INT RETURNS: #-Yards	8-156	7-123
FUMBLES-LOST	9-2	8-2
PENALTIES-Yards	34-283	44-454
PUNTS-AVG	45-44.0	50-39.3
TIME OF POSSESSION/Game	27:08	32:52
3RD-DOWN Conversions	33/100	42/112
4TH-DOWN Conversions	2/7	4/8

Rushing	gp	att	gain	loss	net	avg	td	lg	avg/g
Witter, Ish	7	87	368	29	339	3.9	1	27	48.4
Hansbrough, R.	6	44	199	9	190	4.3	0	26	31.7
Mauk, Maty	5	36	179	34	145	4.0	1	24	29.0
Hunt, Tyler	7	14	54	0	54	3.9	0	11	7.7
Abbingtion, C.	5	6	40	1	39	6.5	0	12	7.8
Steward, Morgan	3	10	21	3	18	1.8	0	6	6.0
Total	7	224	894	170	724	3.2	2	27	103.4
Opponents	7	281	1021	225	796	2.8	4	29	113.7

Passing	gp	effic	comp-att-int	pct	yds	td	lg	avg/g
Lock, Drew	7	103.32	63-118-3	53.4	655	3	78	93.6
Mauk, Maty	5	112.49	57-110-4	51.8	654	6	51	130.8
Total	7	107.74	120-228-7	52.6	1309	9	78	187.0
Opponents	7	110.24	125-202-8	61.9	1157	5	35	165.3

Receiving	gp	no.	yds	avg	td	lg	avg/g
Brown, Nate	7	20	251	12.6	4	33	35.9
Moore, J'Mon	7	16	205	12.8	2	32	29.3
Culkin, Sean	5	14	117	8.4	1	21	23.4
Leftwich, W.	6	12	148	12.3	1	32	24.7
Witter, Ish	7	12	89	7.4	0	20	12.7
Reese, Jason	7	11	101	9.2	0	21	14.4
Dilosa, K.	6	8	48	6.0	0	16	8.0
Hansbrough, R.	6	7	40	5.7	0	24	6.7
Hunt, Tyler	7	4	166	41.5	1	78	23.7
Hilton, Cam	7	3	44	14.7	0	29	6.3
Hall, Emanuel	6	3	25	8.3	0	13	4.2
Wingo, Ray	7	3	23	7.7	0	13	3.3
Blair, DeSean	3	2	25	12.5	0	21	8.3
Echard, Clayton	7	2	14	7.0	0	8	2.0
Abbingtion, C.	5	1	5	5.0	0	5	1.0
Total	7	120	1309	10.9	9	78	187.0
Opponents	7	125	1157	9.3	5	35	165.3

Interceptions	no.	yds	avg	td	lg
Brothers, K.	2	9	4.5	0	9
Simon, Ian	2	39	19.5	0	39
Brady, Walter	1	22	22.0	0	22
Sherrils, A.	1	50	50.0	0	50
Gibson, John	1	35	35.0	0	35
Dennis, Kenya	1	1	1.0	0	1

Punting	no.	yds	avg	lg	tb	fc	i20	50+	blk
Fatony, Corey	45	1982	44.0	61	3	18	16	13	0

Punt Returns	no.	yds	avg	td	lg
Penton, Aarion	9	82	9.1	1	41
Hilton, Cam	4	12	3.0	0	10
Green, Clarence	1	8	8.0	0	0
Ross, Tavon	1	-5	-5.0	0	0
Brothers, K.	1	6	6.0	0	0
Total	16	103	6.4	1	41
Opponents	12	85	7.1	0	19

Kick Returns	no.	yds	avg	td	lg
Sherrils, A.	8	142	17.8	0	21
Gibson, John	7	88	12.6	0	19
Hilton, Cam	1	13	13.0	0	13
Penton, Aarion	1	12	12.0	0	12
Total	17	255	15.0	0	21
Opponents	12	326	27.2	0	48

Field Goals	fg	pct.	01-19	20-29	30-39	40-49	50-99	lg	blk
Baggett, Andrew	10-13	76.9	0-0	6-6	3-4	1-2	0-1	41	0

Scoring	td	fg	PAT			dxp	saf	pts
			kick	rush	rcv			
Baggett, Andrew	-	10-13	12-12	-	-	-	-	42
Brown, Nate	4	-	-	-	-	-	-	24
Moore, J'Mon	2	-	-	-	-	-	-	12
Penton, Aarion	1	-	-	-	-	-	-	6
Leftwich, W.	1	-	-	-	-	-	-	6
Witter, Ish	1	-	-	-	-	-	-	6
Hunt, Tyler	1	-	-	-	-	-	-	6
Mauk, Maty	1	-	-	-	-	-	-	6
Culkin, Sean	1	-	-	-	-	-	-	6
Green, Clarence	-	-	-	-	-	-	1	2
Total	12	10-13	12-12	-	-	-	1	116
Opponents	10	7-11	9-10	-	-	-	-	90

Score by Quarters	1st	2nd	3rd	4th	OT	Total
Mizzou	39	23	41	13	0	116
Opponents	23	37	17	13	0	90

All Purpose	g	rush	rcv	pr	kr	ir	total	avg/g
Witter, Ish	7	339	89	0	0	0	428	61.1
Brown, Nate	7	0	251	0	0	0	251	35.9
Hansbrough, R.	6	190	40	0	0	0	230	38.3
Hunt, Tyler	7	54	166	0	0	0	220	31.4
Moore, J'Mon	7	0	205	0	0	0	205	29.3
Total	7	724	1309	103	255	156	2547	363.9
Opponents	7	796	1157	85	326	123	2487	355.3

Total Offense	g	plays	rush	pass	total	avg/g
Mauk, Maty	5	146	145	654	799	159.8
Lock, Drew	7	136	-49	655	606	86.6
Witter, Ish	7	87	339	0	339	48.4
Hansbrough, R.	6	44	190	0	190	31.7
Hunt, Tyler	7	14	54	0	54	7.7
Total	7	452	724	1309	2033	290.4
Opponents	7	483	796	1157	1953	279.0

The Automated ScoreBook
 Mizzou Game Results (as of Oct 17, 2015)
 All games

Date	Opponent		Score	Overall	Conference	Time	Attend
Sep 05, 2015	SOUTHEAST MISSOURI	W	34-3	1-0	0-0	3:23	64670
Sep 12, 2015	at Arkansas State	W	27-20	2-0	0-0	3:25	29143
Sep 19, 2015	UCONN	W	9-6	3-0	0-0	3:03	70079
* Sep 26, 2015	at Kentucky	L	13-21	3-1	0-1	3:16	58008
* Oct 03, 2015	SOUTH CAROLINA	W	24-10	4-1	1-1	3:21	66751
* Oct 10, 2015	#11 FLORIDA	L	3-21	4-2	1-2	3:21	70767
* Oct 17, 2015	at Georgia	L	6-9	4-3	1-3	3:03	92746

The Automated ScoreBook
Mizzou Overall Team Statistics (as of Oct 17, 2015)
All games

Team Statistics	MIZ	OPP
SCORING	116	90
Points Per Game	16.6	12.9
Points Off Turnovers	20	29
FIRST DOWNS	114	116
Rushing	46	53
Passing	54	54
Penalty	14	9
RUSHING YARDAGE	724	796
Yards gained rushing	894	1021
Yards lost rushing	170	225
Rushing Attempts	224	281
Average Per Rush	3.2	2.8
Average Per Game	103.4	113.7
TDs Rushing	2	4
PASSING YARDAGE	1309	1157
Comp-Att-Int	120-228-7	125-202-8
Average Per Pass	5.7	5.7
Average Per Catch	10.9	9.3
Average Per Game	187.0	165.3
TDs Passing	9	5
TOTAL OFFENSE	2033	1953
Total Plays	452	483
Average Per Play	4.5	4.0
Average Per Game	290.4	279.0
KICK RETURNS: #-Yards	17-255	12-326
PUNT RETURNS: #-Yards	16-103	12-85
INT RETURNS: #-Yards	8-156	7-123
KICK RETURN AVERAGE	15.0	27.2
PUNT RETURN AVERAGE	6.4	7.1
INT RETURN AVERAGE	19.5	17.6
FUMBLES-LOST	9-2	8-2
PENALTIES-Yards	34-283	44-454
Average Per Game	40.4	64.9
PUNTS-Yards	45-1982	50-1963
Average Per Punt	44.0	39.3
Net punt average	40.8	37.2
KICKOFFS-Yards	29-1829	23-1437
Average Per Kick	63.1	62.5
Net kick average	38.9	47.0
TIME OF POSSESSION/Game	27:08	32:52
3RD-DOWN Conversions	33/100	42/112
3rd-Down Pct	33%	38%
4TH-DOWN Conversions	2/7	4/8
4th-Down Pct	29%	50%
SACKS BY-Yards	20-107	16-99
MISC YARDS	0	0
TOUCHDOWNS SCORED	12	10
FIELD GOALS-ATTEMPTS	10-13	7-11
ON-SIDE KICKS	0-0	0-2
RED-ZONE SCORES	(14-16) 88%	(16-20) 80%
RED-ZONE TOUCHDOWNS	(6-16) 38%	(9-20) 45%
PAT-ATTEMPTS	(12-12) 100%	(9-10) 90%
ATTENDANCE	272267	179897
Games/Avg Per Game	4/68067	3/59966
Neutral Site Games		0/0

Score by Quarters	1st	2nd	3rd	4th	OT	Total
Mizzou	39	23	41	13	0	116
Opponents	23	37	17	13	0	90

The Automated ScoreBook
Mizzou Overall Individual Statistics (as of Oct 17, 2015)
All games

Rushing	gp	att	gain	loss	net	avg	td	lg	avg/g
Witter, Ish	7	87	368	29	339	3.9	1	27	48.4
Hansbrough, R.	6	44	199	9	190	4.3	0	26	31.7
Mauk, Maty	5	36	179	34	145	4.0	1	24	29.0
Hunt, Tyler	7	14	54	0	54	3.9	0	11	7.7
Abbingtion, C.	5	6	40	1	39	6.5	0	12	7.8
Steward, Morgan	3	10	21	3	18	1.8	0	6	6.0
Team	5	9	0	12	-12	-1.3	0	0	-2.4
Lock, Drew	7	18	33	82	-49	-2.7	0	11	-7.0
Total	7	224	894	170	724	3.2	2	27	103.4
Opponents	7	281	1021	225	796	2.8	4	29	113.7

Passing	gp	effic	comp-att-int	pct	yds	td	lg	avg/g
Lock, Drew	7	103.32	63-118-3	53.4	655	3	78	93.6
Mauk, Maty	5	112.49	57-110-4	51.8	654	6	51	130.8
Total	7	107.74	120-228-7	52.6	1309	9	78	187.0
Opponents	7	110.24	125-202-8	61.9	1157	5	35	165.3

Receiving	gp	no.	yds	avg	td	lg	avg/g
Brown, Nate	7	20	251	12.6	4	33	35.9
Moore, J'Mon	7	16	205	12.8	2	32	29.3
Culkin, Sean	5	14	117	8.4	1	21	23.4
Leftwich, W.	6	12	148	12.3	1	32	24.7
Witter, Ish	7	12	89	7.4	0	20	12.7
Reese, Jason	7	11	101	9.2	0	21	14.4
Dilosa, K.	6	8	48	6.0	0	16	8.0
Hansbrough, R.	6	7	40	5.7	0	24	6.7
Hunt, Tyler	7	4	166	41.5	1	78	23.7
Hilton, Cam	7	3	44	14.7	0	29	6.3
Hall, Emanuel	6	3	25	8.3	0	13	4.2
Wingo, Ray	7	3	23	7.7	0	13	3.3
Blair, DeSean	3	2	25	12.5	0	21	8.3
Echard, Clayton	7	2	14	7.0	0	8	2.0
Abbingtion, C.	5	1	5	5.0	0	5	1.0
Richard, T.	3	1	4	4.0	0	4	1.3
Laurent, Eric	4	1	4	4.0	0	4	1.0
Total	7	120	1309	10.9	9	78	187.0
Opponents	7	125	1157	9.3	5	35	165.3

Punt Returns	no.	yds	avg	td	lg
Penton, Aarion	9	82	9.1	1	41
Hilton, Cam	4	12	3.0	0	10
Brothers, K.	1	6	6.0	0	0
Green, Clarence	1	8	8.0	0	0
Ross, Tavon	1	-5	-5.0	0	0
Total	16	103	6.4	1	41
Opponents	12	85	7.1	0	19

Interceptions	no.	yds	avg	td	lg
Brothers, K.	2	9	4.5	0	9
Simon, Ian	2	39	19.5	0	39
Brady, Walter	1	22	22.0	0	22
Gibson, John	1	35	35.0	0	35
Dennis, Kenya	1	1	1.0	0	1
Sherrils, A.	1	50	50.0	0	50
Total	8	156	19.5	0	50
Opponents	7	123	17.6	1	45

Kick Returns	no.	yds	avg	td	lg
Sherrils, A.	8	142	17.8	0	21
Gibson, John	7	88	12.6	0	19
Hilton, Cam	1	13	13.0	0	13
Penton, Aarion	1	12	12.0	0	12
Total	17	255	15.0	0	21
Opponents	12	326	27.2	0	48

Fumble Returns	no.	yds	avg	td	lg
Total	0	0	0.0	0	0
Opponents	0	0	0.0	0	0

The Automated ScoreBook
 Mizzou Overall Individual Statistics (as of Oct 17, 2015)
 All games

Scoring	td	fg	PAT				dpx	saf	pts
			kick	rush	rcv	pass			
Baggett, Andrew	-	10-13	12-12	-	-	-	-	-	42
Brown, Nate	4	-	-	-	-	-	-	-	24
Moore, J'Mon	2	-	-	-	-	-	-	-	12
Witter, Ish	1	-	-	-	-	-	-	-	6
Hunt, Tyler	1	-	-	-	-	-	-	-	6
Leftwich, W.	1	-	-	-	-	-	-	-	6
Mauk, Maty	1	-	-	-	-	-	-	-	6
Penton, Aarion	1	-	-	-	-	-	-	-	6
Culkin, Sean	1	-	-	-	-	-	-	-	6
Green, Clarence	-	-	-	-	-	-	1	-	2
Total	12	10-13	12-12	-	-	-	-	1	116
Opponents	10	7-11	9-10	-	-	-	-	-	90

Total Offense	g	plays	rush	pass	total	avg/g
Mauk, Maty	5	146	145	654	799	159.8
Lock, Drew	7	136	-49	655	606	86.6
Witter, Ish	7	87	339	0	339	48.4
Hansbrough, R.	6	44	190	0	190	31.7
Hunt, Tyler	7	14	54	0	54	7.7
Abbingtion, C.	5	6	39	0	39	7.8
Steward, Morgan	3	10	18	0	18	6.0
Team	5	9	-12	0	-12	-2.4
Total	7	452	724	1309	2033	290.4
Opponents	7	483	796	1157	1953	279.0

Field Goals	fg	pct.	01-19	20-29	30-39	40-49	50-99	lg	blk
Baggett, Andrew	10-13	76.9	0-0	6-6	3-4	1-2	0-1	41	0

FG Sequence	Mizzou	Opponents
Southeast Missouri	(39),(23)	(35)
Arkansas State	(30),(41)	(20),(40)
UConn	40	49
Kentucky	(39),(24)	-
South Carolina	(21)	(34),44
Florida	(21),53	36
Georgia	(20),38,(24)	(29),(24),26,(34)

Punting	no.	yds	avg	lg	tb	fc	i20	50+	blk
Fatony, Corey	45	1982	44.0	61	3	18	16	13	0
Total	45	1982	44.0	61	3	18	16	13	0
Opponents	50	1963	39.3	60	0	16	20	11	2

Kickoffs	no.	yds	avg	tb	ob	retn	net	ydln
Fatony, Corey	29	1829	63.1	15	1			
Total	29	1829	63.1	15	1	27.2	38.9	26
Opponents	23	1437	62.5	4	2	15.0	47.0	17

Numbers in (parentheses) indicate field goal was made.

The Automated ScoreBook
Mizzou Overall Individual Statistics (as of Oct 17, 2015)
All games

All Purpose	g	rush	rcv	pr	kr	ir	total	avg/g
Witter, Ish	7	339	89	0	0	0	428	61.1
Brown, Nate	7	0	251	0	0	0	251	35.9
Hansbrough, R.	6	190	40	0	0	0	230	38.3
Hunt, Tyler	7	54	166	0	0	0	220	31.4
Moore, J'Mon	7	0	205	0	0	0	205	29.3
Sherrills, A.	7	0	0	0	142	50	192	27.4
Leftwich, W.	6	0	148	0	0	0	148	24.7
Mauk, Maty	5	145	0	0	0	0	145	29.0
Gibson, John	7	0	0	0	88	35	123	17.6
Culkin, Sean	5	0	117	0	0	0	117	23.4
Reese, Jason	7	0	101	0	0	0	101	14.4
Penton, Aarion	7	0	0	82	12	0	94	13.4
Hilton, Cam	7	0	44	12	13	0	69	9.9
Dilosa, K.	6	0	48	0	0	0	48	8.0
Abbingtion, C.	5	39	5	0	0	0	44	8.8
Simon, Ian	7	0	0	0	0	39	39	5.6
Hall, Emanuel	6	0	25	0	0	0	25	4.2
Blair, DeSean	3	0	25	0	0	0	25	8.3
Wingo, Ray	7	0	23	0	0	0	23	3.3
Brady, Walter	7	0	0	0	0	22	22	3.1
Steward, Morga	3	18	0	0	0	0	18	6.0
Brothers, K.	7	0	0	6	0	9	15	2.1
Echard, Clayton	7	0	14	0	0	0	14	2.0
Green, Clarence	6	0	0	8	0	0	8	1.3
Laurent, Eric	4	0	4	0	0	0	4	1.0
Richard, T.	3	0	4	0	0	0	4	1.3
Dennis, Kenya	7	0	0	0	0	1	1	0.1
Ross, Tavon	5	0	0	-5	0	0	-5	-1.0
Team	5	-12	0	0	0	0	-12	-2.4
Lock, Drew	7	-49	0	0	0	0	-49	-7.0
Total	7	724	1309	103	255	156	2547	363.9
Opponents	7	796	1157	85	326	123	2487	355.3

The Automated ScoreBook
Mizzou Overall Defensive Statistics (as of Oct 17, 2015)
All games

##	Defensive Leaders	gp	Tackles				tfl/yds	Sacks no-yds	Pass defense			Fumbles		blkd	
			ua	a	tot				int-yds	brup	qbh	rcv-yds	ff	kick	saf
1X	Brothers, K.	7	42	49	66.5	5.5-16	1.5-5	2-9	1	.	.	.	2	.	
30	Scherer, M.	7	26	29	40.5	5.0-11	.	.	2	
22	Sherrils, A.	7	23	13	29.5	1.0-1	.	1-50	4	.	1-0	1	.	.	
91	Harris, Charles	7	20	18	29.0	12.5-56	5.0-33	.	.	4	.	1	.	.	
1Y	Penton, Aarion	7	19	13	25.5	2.5-8	.	.	6	2	.	1	.	.	
25	Newsom, Donavin	7	18	14	25.0	6.5-36	2.5-22	.	1	
7X	Dennis, Kenya	7	22	2	23.0	2.0-15	1.0-10	1-1	2	
1Z	Simon, Ian	7	18	8	22.0	.	.	2-39	3	.	1-0	.	.	.	
56	Brady, Walter	7	14	10	19.0	9.5-42	6.0-32	1-22	.	2	
40	Green, Clarence	6	10	8	14.0	0.5-1	1	1	
95	Hatley, Rickey	7	7	11	12.5	2.5-5	.	.	.	1	
79	Beckner, Terry	7	6	10	11.0	5.0-12	2.0-3	.	1	1	
97	Augusta, Josh	7	9	3	10.5	5.0-10	.	.	1	2	
5	Gibson, John	7	6	4	8.0	.	.	1-35	2	
6Y	Frazier, M.	7	6	4	8.0	4.5-20	1.0-5	.	.	2	
34	Burkett, Joey	7	4	4	6.0	
3X	Browning, C.	6	4	4	6.0	
88	Howard, Nate	7	3	5	5.5	1.5-6	.	.	.	1	
8X	Wilson, Thomas	7	3	4	5.0	0.5-1	
96	Logan, A.J.	7	2	6	5.0	1.0-4	.	.	.	1	.	1	.	.	
28	Cheadle, Logan	6	2	4	4.0	
24	Hall, Terez	7	3	2	4.0	
8Y	Moore, Josh	6	2	.	2.0	
6Z	Fatony, Corey	7	1	2	2.0	
6X	Ross, Tavon	5	1	1	1.5	
4	Lee, Brandon	6	1	1	1.5	.	.	.	1	
3	Lock, Drew	7	1	.	1.0	
16	Richard, T.	3	1	.	1.0	
38	Beisel, Eric	7	1	.	1.0	
80	Culkin, Sean	5	1	.	1.0	
TM	Team	5	1	.	1.0	.	1.0-0	.	.	1	
21	Witter, Ish	7	1	.	1.0	
33	Hilton, Cam	7	.	1	0.5	
82	Echard, Clayton	7	.	1	0.5	
1D	Hines, A.	4	.	1	0.5	
52	Serrano, Eddie	1	.	1	0.5	
5Y	Jones, Grant	6	.	1	0.5	
Total		7	278	234	395.0	65-244	20-107	8-156	24	17	2-0	4	3	1	
Opponents		7	237	190	332.0	50-167	16-99	7-123	29	16	2-0	3	.	.	

The Automated ScoreBook
Mizzou Team Game-by-Game (as of Oct 17, 2015)
All games

TEAM STATISTICS

Date	Opponent	Rushing				Receiving				Passing				Kick Returns				Punt Returns				tot off		
		no.	yds	td	lg	no.	yds	td	lg	cmp	att	int	yds	td	lg	no.	yds	td	lg	no.	yds		td	lg
Sep 05	SOUTHEAST MISSOURI	33	98	0	20	18	319	3	78	18	32	1	319	3	78	1	19	0	19	5	72	1	41	417
Sep 12	at Arkansas State	34	140	0	27	16	148	3	32	16	37	3	148	3	32	3	55	0	21	2	10	0	12	288
Sep 19	UCONN	34	85	1	13	20	185	0	51	20	31	1	185	0	51	3	44	0	19	3	3	0	0	270
Sep 26	at Kentucky	33	111	0	14	18	227	1	28	18	35	0	227	1	28	4	58	0	19	2	6	0	5	338
Oct 03	SOUTH CAROLINA	42	163	1	24	21	136	2	17	21	28	0	136	2	17	0	0	0	0	1	10	0	10	299
Oct 10	FLORIDA	26	106	0	26	16	151	0	32	16	39	2	151	0	32	3	38	0	19	2	2	0	2	257
Oct 17	at Georgia	22	21	0	10	11	143	0	33	11	26	0	143	0	33	3	41	0	16	1	0	0	0	164
Opponents		224	724	2	27	120	1309	9	78	120	228	7	1309	9	78	17	255	0	21	16	103	1	41	2033
		281	796	4	29	125	1157	5	35	125	202	8	1157	5	35	12	326	0	48	12	85	0	19	1953

Games: 7 • Avg/rush: 3.2 • Avg/catch: 10.9 • Pass effic: 107.74 • KR avg: 15.0 • PR avg: 6.4 • All purpose avg/game: 363.9 • Total offense avg/gm: 290.4

Date	Opponent	Tackles				Sacks no-yds	Fumble		Pass Defense			blkd kick	PAT Attempts			off		pts	
		ua	a	total	lfl-yds		ff	fr-yds	int-yds	qbh	brup		kick	rush	rcv	saf	t/o		
Sep 05	SOUTHEAST MISSOURI	40	38	59.0	10.0-39	2.0-10	1	1-0	0-0	4	2	1	4-4	0	0	0	0	0	34
Sep 12	at Arkansas State	51	20	61.0	15.0-60	2.0-17	0	0-0	3-44	2	3	0	3-3	0	0	0	0	27	
Sep 19	UCONN	37	14	44.0	9.0-26	3.0-11	2	1-0	1-50	4	5	2	1-1	0	0	1	0	9	
Sep 26	at Kentucky	31	46	54.0	7.0-21	2.0-11	1	0-0	0-0	0	2	0	1-1	0	0	0	0	13	
Oct 03	SOUTH CAROLINA	34	26	47.0	7.0-35	4.0-28	0	0-0	3-23	4	3	0	3-3	0	0	0	7	24	
Oct 10	FLORIDA	51	20	61.0	9.0-34	5.0-21	0	0-0	0-0	3	3	0	0-0	0	0	0	0	3	
Oct 17	at Georgia	34	70	69.0	8.0-29	2.0-12	0	0-0	1-39	0	6	0	0-0	0	0	0	3	6	
Opponents		278	234	395.0	65.0-244	20.0-110	4	2-0	8-156	17	24	3	12-12	0	0	1	20	116	
		237	190	332.0	50.0-167	16.0-99	3	2-0	7-123	16	29	0	9-10	0	0	0	29	90	

Date	Opponent	Punting										Field Goals			Kickoffs			
		no.	yds	avg	long	blkd	tb	fc	50+	i20	md-att	long	blkd	no.	yds	avg	tb	ob
Sep 05	SOUTHEAST MISSOURI	6	275	45.8	54	0	0	3	2	2	2-2	39	0	7	450	64.3	3	1
Sep 12	at Arkansas State	6	299	49.8	60	0	1	2	4	2	2-2	41	0	6	386	64.3	3	0
Sep 19	UCONN	6	235	39.2	51	0	2	2	1	2	0-1	0	0	2	130	65.0	2	0
Sep 26	at Kentucky	6	244	40.7	55	0	0	3	1	5	2-2	39	0	4	245	61.2	1	0
Oct 03	SOUTH CAROLINA	5	179	35.8	45	0	0	1	0	0	1-1	21	0	5	321	64.2	4	0
Oct 10	FLORIDA	9	430	47.8	61	0	0	5	3	4	1-2	21	0	2	130	65.0	1	0
Oct 17	at Georgia	7	320	45.7	59	0	0	2	2	1	2-3	24	0	3	167	55.7	1	0
Opponents		45	1982	44.0	61	0	3	18	13	16	10-13	41	0	29	1829	63.1	15	1
		50	1963	39.3	60	2	0	16	11	20	7-11	40	0	23	1437	62.5	4	2

The Automated ScoreBook
Mizzou Opponent Game-by-Game (as of Oct 17, 2015)
All games

OPPONENT STATISTICS

Date	Opponent	Rushing				Receiving				Passing				Kick Returns				Punt Returns				tot off
		no.	yds	td	lg	no.	yds	td	lg	cmp-att-int	yds	td	lg	no.	yds	td	lg	no.	yds	td	lg	
Sep 05	SOUTHEAST MISSOURI	42	145	0	19	12	56	0	21	12-22-0	56	0	21	3	72	0	37	3	11	0	10	201
Sep 12	at Arkansas State	45	93	0	19	14	124	2	23	14-30-3	124	2	23	3	105	0	40	2	2	0	2	217
Sep 19	UCONN	33	77	1	14	17	156	0	29	17-28-1	156	0	29	0	0	0	0	0	0	0	0	233
Sep 26	at Kentucky	38	120	1	17	22	249	2	35	22-27-0	249	2	35	3	82	0	48	1	9	0	9	369
Oct 03	SOUTH CAROLINA	34	112	0	29	17	186	1	35	17-30-3	186	1	35	1	21	0	21	0	0	0	0	298
Oct 10	FLORIDA	44	129	2	19	20	208	0	25	20-33-0	208	0	25	1	18	0	18	1	6	0	6	337
Oct 17	at Georgia	45	120	0	12	23	178	0	35	23-32-1	178	0	35	1	28	0	28	5	57	0	19	298
Mizzou		281	796	4	29	125	1157	5	35	125-202-8	1157	5	35	12	326	0	48	12	85	0	19	1953
		224	724	2	27	120	1309	9	78	120-228-7	1309	9	78	17	255	0	21	16	103	1	41	2033

Games: 7 • Avg/rush: 2.8 • Avg/catch: 9.3 • Pass effic: 110.24 • KR avg: 27.2 • PR avg: 7.1 • All purpose avg/game: 355.3 • Total offense avg/gm: 279.0

Date	Opponent	Tackles				Sacks no-yds	Fumble		Pass Defense			blkd kick	PAT Attempts			off		pts		
		ua	a	total	tfl-yds		ff	fr-yds	int-yds	qbh	brup		kick	rush	rcv	saf	t/o			
Sep 05	SOUTHEAST MISSOURI	35	26	48.0	8.0-17	3.0-10	0	0-0	1-2	0	4	0	0-0	0	0	0	0	0	0	3
Sep 12	at Arkansas State	33	24	45.0	8.0-24	1.0-9	1	0-0	3-64	8	6	0	2-2	0	0	0	0	13	20	
Sep 19	UCONN	38	34	55.0	10.0-23	1.0-2	1	1-0	1-17	0	3	0	0-1	0	0	0	0	6	6	
Sep 26	at Kentucky	30	40	50.0	4.0-21	2.0-19	0	0-0	0-0	3	7	0	3-3	0	0	0	0	0	21	
Oct 03	SOUTH CAROLINA	42	26	55.0	8.0-29	2.0-16	0	0-0	0-0	0	3	0	1-1	0	0	0	0	0	10	
Oct 10	FLORIDA	35	14	42.0	3.0-27	3.0-27	0	0-0	2-40	5	4	0	3-3	0	0	0	0	7	21	
Oct 17	at Georgia	24	26	37.0	9.0-26	4.0-16	1	1-0	0-0	0	2	0	0-0	0	0	0	0	3	9	
Mizzou		237	190	332.0	50.0-167	16.0-99	3	2-0	7-123	16	29	0	9-10	0	0	0	0	29	90	
		278	234	395.0	65.0-244	20.0-110	4	2-0	8-156	17	24	3	12-12	0	0	1	20	116		

Date	Opponent	Punting							Field Goals			Kickoffs						
		no.	yds	avg	long	blkd	tb	fc	50+	i20	md-att	long	blkd	no.	yds	avg	tb	ob
Sep 05	SOUTHEAST MISSOURI	12	520	43.3	60	1	0	2	5	6	1-1	35	0	2	130	65.0	1	0
Sep 12	at Arkansas State	8	320	40.0	55	0	0	2	1	4	2-2	40	0	4	251	62.8	1	0
Sep 19	UCONN	7	192	27.4	40	1	0	2	0	0	0-1	0	0	3	183	61.0	0	0
Sep 26	at Kentucky	5	214	42.8	51	0	0	1	2	2	0-0	0	0	4	246	61.5	0	0
Oct 03	SOUTH CAROLINA	4	142	35.5	54	0	0	1	1	3	1-2	34	0	3	193	64.3	2	1
Oct 10	FLORIDA	9	395	43.9	53	0	0	5	2	2	0-1	0	0	4	246	61.5	0	1
Oct 17	at Georgia	5	180	36.0	40	0	0	3	0	3	3-4	34	0	3	188	62.7	0	0
Mizzou		50	1963	39.3	60	2	0	16	11	20	7-11	40	0	23	1437	62.5	4	2
		45	1982	44.0	61	0	3	18	13	16	10-13	41	0	29	1829	63.1	15	1

The Automated ScoreBook
 Mizzou Game Superlatives (as of Oct 17, 2015)
 All games

INDIVIDUAL GAME HIGHS

Rushes	17	Witter, Ish vs UConn (Sep 19, 2015)
	17	Witter, Ish vs South Carolina (Oct 03, 2015)
Yards Rushing	98	Witter, Ish vs South Carolina (Oct 03, 2015)
TD Rushes	1	Mauk, Maty vs UConn (Sep 19, 2015)
	1	Witter, Ish vs South Carolina (Oct 03, 2015)
Long Rush	27	Witter, Ish at Arkansas State (Sep 12, 2015)
Pass attempts	39	Lock, Drew vs Florida (Oct 10, 2015)
Pass completions	21	Lock, Drew vs South Carolina (Oct 03, 2015)
Yards Passing	181	Mauk, Maty vs Southeast Missouri (Sep 05, 2015)
TD Passes	3	Mauk, Maty at Arkansas State (Sep 12, 2015)
Long Pass	78	Lock, Drew vs Southeast Missouri (Sep 05, 2015)
Receptions	6	Moore, J'Mon vs UConn (Sep 19, 2015)
	6	Brown, Nate vs South Carolina (Oct 03, 2015)
	6	Reese, Jason vs South Carolina (Oct 03, 2015)
Yards Receiving	78	Hunt, Tyler vs Southeast Missouri (Sep 05, 2015)
TD Receptions	2	Brown, Nate vs South Carolina (Oct 03, 2015)
Long Reception	78	Hunt, Tyler vs Southeast Missouri (Sep 05, 2015)
Field Goals	2	Baggett, Andrew vs Southeast Missouri (Sep 05, 2015)
	2	Baggett, Andrew at Arkansas State (Sep 12, 2015)
	2	Baggett, Andrew at Kentucky (Sep 26, 2015)
	2	Baggett, Andrew at Georgia (Oct 17, 2015)
Long Field Goal	41	Baggett, Andrew at Arkansas State (Sep 12, 2015)
Punts	9	Fatony, Corey vs Florida (Oct 10, 2015)
Punting Avg	49.8	Fatony, Corey at Arkansas State (Sep 12, 2015)
Long Punt	61	Fatony, Corey vs Florida (Oct 10, 2015)
Punts inside 20	5	Fatony, Corey at Kentucky (Sep 26, 2015)
Long Punt Return	41	Penton, Aarion vs Southeast Missouri (Sep 05, 2015)
Long Kickoff Return	21	Sherrils, A. at Arkansas State (Sep 12, 2015)
Tackles	13.0	Brothers, K. at Arkansas State (Sep 12, 2015)
Sacks	2.0	Harris, Charles at Arkansas State (Sep 12, 2015)
	2.0	Brady, Walter vs UConn (Sep 19, 2015)
	2.0	Brady, Walter vs South Carolina (Oct 03, 2015)
Tackles For Loss	4.5	Harris, Charles at Arkansas State (Sep 12, 2015)
Interceptions	2	Brothers, K. at Arkansas State (Sep 12, 2015)

The Automated ScoreBook
 Mizzou Game Superlatives (as of Oct 17, 2015)
 All games

TEAM GAME HIGHS

Rushes	42	vs South Carolina (Oct 03, 2015)
Yards Rushing	163	vs South Carolina (Oct 03, 2015)
Yards Per Rush	4.1	at Arkansas State (Sep 12, 2015)
TD Rushes	1	vs UConn (Sep 19, 2015)
	1	vs South Carolina (Oct 03, 2015)
Pass attempts	39	vs Florida (Oct 10, 2015)
Pass completions	21	vs South Carolina (Oct 03, 2015)
Yards Passing	319	vs Southeast Missouri (Sep 05, 2015)
Yards Per Pass	10.0	vs Southeast Missouri (Sep 05, 2015)
TD Passes	3	vs Southeast Missouri (Sep 05, 2015)
	3	at Arkansas State (Sep 12, 2015)
Total Plays	71	at Arkansas State (Sep 12, 2015)
Total Offense	417	vs Southeast Missouri (Sep 05, 2015)
Yards Per Play	6.4	vs Southeast Missouri (Sep 05, 2015)
Points	34	vs Southeast Missouri (Sep 05, 2015)
Sacks By	5	vs Florida (Oct 10, 2015)
First Downs	24	at Kentucky (Sep 26, 2015)
Penalties	9	at Arkansas State (Sep 12, 2015)
Penalty Yards	75	at Arkansas State (Sep 12, 2015)
Turnovers	3	at Arkansas State (Sep 12, 2015)
Interceptions By	3	at Arkansas State (Sep 12, 2015)
	3	vs South Carolina (Oct 03, 2015)
Punts	9	vs Florida (Oct 10, 2015)
Punting Avg	49.8	at Arkansas State (Sep 12, 2015)
Long Punt	61	vs Florida (Oct 10, 2015)
Punts inside 20	5	at Kentucky (Sep 26, 2015)
Long Punt Return	41	vs Southeast Missouri (Sep 05, 2015)

The Automated ScoreBook
Mizzou Game Superlatives (as of Oct 17, 2015)
All games

OPPONENT INDIVIDUAL GAME HIGHS

Rushes	28	Kel. Taylor, vs Florida (Oct 10, 2015)
Yards Rushing	99	Kel. Taylor, vs Florida (Oct 10, 2015)
TD Rushes	2	Kel. Taylor, vs Florida (Oct 10, 2015)
Long Rush	29	Lorenzo Nunez, vs South Carolina (Oct 03, 2015)
Pass attempts	33	W. Grier, vs Florida (Oct 10, 2015)
Pass completions	23	Greyson Lambert, at Georgia (Oct 17, 2015)
Yards Passing	249	Patrick Towles, at Kentucky (Sep 26, 2015)
TD Passes	2	Knighten, Fredi, at Arkansas State (Sep 12, 2015)
	2	Patrick Towles, at Kentucky (Sep 26, 2015)
Long Pass	35	Patrick Towles, at Kentucky (Sep 26, 2015)
	35	Lorenzo Nunez, vs South Carolina (Oct 03, 2015)
	35	Greyson Lambert, at Georgia (Oct 17, 2015)
Receptions	9	Pharoh Cooper, vs South Carolina (Oct 03, 2015)
Yards Receiving	119	Garrett Johnson, at Kentucky (Sep 26, 2015)
TD Receptions	2	Houston, Tres, at Arkansas State (Sep 12, 2015)
Long Reception	35	Garrett Johnson, at Kentucky (Sep 26, 2015)
	35	Pharoh Cooper, vs South Carolina (Oct 03, 2015)
	35	Terry Godwin, at Georgia (Oct 17, 2015)
Field Goals	3	Marshall Morgan, at Georgia (Oct 17, 2015)
Long Field Goal	40	White, Drew, at Arkansas State (Sep 12, 2015)
Punts	10	KNIGHT, Alex, vs Southeast Missouri (Sep 05, 2015)
Punting Avg	49.7	KNIGHT, Alex, vs Southeast Missouri (Sep 05, 2015)
Long Punt	60	KNIGHT, Alex, vs Southeast Missouri (Sep 05, 2015)
Punts inside 20	6	KNIGHT, Alex, vs Southeast Missouri (Sep 05, 2015)
Long Punt Return	19	Terry Godwin, at Georgia (Oct 17, 2015)
Long Kickoff Return	48	Sihlem King, at Kentucky (Sep 26, 2015)
Tackles	10.0	Skai Moore, vs South Carolina (Oct 03, 2015)
Sacks	1.0	KINZER, Josh, vs Southeast Missouri (Sep 05, 2015)
	1.0	WILSON, Byron, vs Southeast Missouri (Sep 05, 2015)
	1.0	POPOVICH, John, vs Southeast Missouri (Sep 05, 2015)
	1.0	Rolland-Jones, at Arkansas State (Sep 12, 2015)
	1.0	Denzil Ware, at Kentucky (Sep 26, 2015)
	1.0	Cedrick Cooper, vs South Carolina (Oct 03, 2015)
	1.0	C. Brantley, vs Florida (Oct 10, 2015)
	1.0	C. Jefferson, vs Florida (Oct 10, 2015)
	1.0	Davin Bellamy, at Georgia (Oct 17, 2015)
	1.0	Jake Ganus, at Georgia (Oct 17, 2015)
	1.0	Sterling Bailey, at Georgia (Oct 17, 2015)
	1.0	Leonard Floyd, at Georgia (Oct 17, 2015)
Tackles For Loss	2.0	MEREDITH, Chad, vs Southeast Missouri (Sep 05, 2015)
	2.0	Lain, Khari, at Arkansas State (Sep 12, 2015)
	2.0	Mondie, Robert, at Arkansas State (Sep 12, 2015)
	2.0	STAPLETON, Cam., vs UConn (Sep 19, 2015)
	2.0	Denzil Ware, at Kentucky (Sep 26, 2015)
	2.0	Leonard Floyd, at Georgia (Oct 17, 2015)
Interceptions	1	MOORE, Eriq, vs Southeast Missouri (Sep 05, 2015)
	1	Hayes, Rocky, at Arkansas State (Sep 12, 2015)
	1	Sentimore, Bo, at Arkansas State (Sep 12, 2015)
	1	Humes, Chris, at Arkansas State (Sep 12, 2015)
	1	WILLIAMS, Jhav., vs UConn (Sep 19, 2015)
	1	J. Tabor, vs Florida (Oct 10, 2015)
	1	M. Maye, vs Florida (Oct 10, 2015)

The Automated ScoreBook
 Mizzou Game Superlatives (as of Oct 17, 2015)
 All games

OPPONENT TEAM GAME HIGHS

Rushes	45	at Arkansas State (Sep 12, 2015)
	45	at Georgia (Oct 17, 2015)
Yards Rushing	145	vs Southeast Missouri (Sep 05, 2015)
Yards Per Rush	3.5	vs Southeast Missouri (Sep 05, 2015)
TD Rushes	2	vs Florida (Oct 10, 2015)
Pass attempts	33	vs Florida (Oct 10, 2015)
Pass completions	23	at Georgia (Oct 17, 2015)
Yards Passing	249	at Kentucky (Sep 26, 2015)
Yards Per Pass	9.2	at Kentucky (Sep 26, 2015)
TD Passes	2	at Arkansas State (Sep 12, 2015)
	2	at Kentucky (Sep 26, 2015)
Total Plays	77	vs Florida (Oct 10, 2015)
	77	at Georgia (Oct 17, 2015)
Total Offense	369	at Kentucky (Sep 26, 2015)
Yards Per Play	5.7	at Kentucky (Sep 26, 2015)
Points	21	at Kentucky (Sep 26, 2015)
	21	vs Florida (Oct 10, 2015)
Sacks By	4	at Georgia (Oct 17, 2015)
First Downs	23	vs Florida (Oct 10, 2015)
Penalties	10	vs Southeast Missouri (Sep 05, 2015)
Penalty Yards	103	vs Southeast Missouri (Sep 05, 2015)
Turnovers	3	at Arkansas State (Sep 12, 2015)
	3	vs South Carolina (Oct 03, 2015)
Interceptions By	3	at Arkansas State (Sep 12, 2015)
Punts	12	vs Southeast Missouri (Sep 05, 2015)
Punting Avg	43.9	vs Florida (Oct 10, 2015)
Long Punt	60	vs Southeast Missouri (Sep 05, 2015)
Punts inside 20	6	vs Southeast Missouri (Sep 05, 2015)
Long Punt Return	19	at Georgia (Oct 17, 2015)

The Automated ScoreBook
Mizzou Red-Zone Results (as of Oct 17, 2015)
All games

Mizzou Inside Opponent Red-Zone

Date	Opponent	Score	Times In RZ	Times Scored	Total Pts	Rush TDs	Pass TDs	FGs Made	Failed to score inside RZ						
									FGA	Down	Int	Fumb	Half	Game	
Sep 05, 2015	SOUTHEAST MISSOURI	W 34-3	2	2	6	0	0	2	0	0	0	0	0	0	0
Sep 12, 2015	at Arkansas State	W 27-20	2	2	10	1	0	1	0	0	0	0	0	0	0
Sep 19, 2015	UCONN	W 9-6	2	1	7	1	1	0	0	1	0	0	0	0	0
Sep 26, 2015	at Kentucky	L 13-21	2	2	10	1	0	1	0	0	0	0	0	0	0
Oct 03, 2015	SOUTH CAROLINA	W 24-10	4	4	24	3	1	2	0	0	0	0	0	0	0
Oct 10, 2015	FLORIDA	L 3-21	1	1	3	0	0	0	0	0	0	0	0	0	0
Oct 17, 2015	at Georgia	L 6-9	3	2	6	0	0	0	2	1	0	0	0	0	0
Totals			16	14	66	6	2	4	8	1	1	0	0	0	0
14 of 16 (87.5%)															

Opponents Inside Mizzou Red-Zone

Date	Opponent	Score	Times In RZ	Times Scored	Total Pts	Rush TDs	Pass TDs	FGs Made	Failed to score inside RZ						
									FGA	Down	Int	Fumb	Half	Game	
Sep 05, 2015	SOUTHEAST MISSOURI	W 34-3	1	1	3	0	0	0	1	0	0	0	0	0	0
Sep 12, 2015	at Arkansas State	W 27-20	4	4	20	2	0	2	2	0	0	0	0	0	0
Sep 19, 2015	UCONN	W 9-6	1	1	6	1	1	0	0	0	0	0	0	0	0
Sep 26, 2015	at Kentucky	L 13-21	3	3	21	3	1	2	0	0	0	0	0	0	0
Oct 03, 2015	SOUTH CAROLINA	W 24-10	3	2	10	1	0	1	1	1	0	0	0	0	0
Oct 10, 2015	FLORIDA	L 3-21	3	2	14	2	2	0	0	1	0	0	0	0	0
Oct 17, 2015	at Georgia	L 6-9	5	3	9	0	0	0	3	1	0	0	0	1	0
Totals			20	16	83	9	4	5	7	3	0	0	0	1	0
16 of 20 (80.0%)															

The Automated ScoreBook
Mizzou By-Quarter Statistics (as of Oct 17, 2015)
All games

3rd-Down Conversions

Date	Opponent	Score	Overall	1st Qtr	2nd Qtr	3rd Qtr	4th Qtr	Overtime
Sep 05, 2015	SOUTHEAST MISSOURI	W 34-3	5-13 38.5	2-3 66.7	1-4 25.0	0-2 0.0	2-4 50.0	
Sep 12, 2015	at Arkansas State	W 27-20	5-15 33.3	2-4 50.0	0-2 0.0	2-4 50.0	1-5 20.0	
Sep 19, 2015	UCONN	W 9-6	5-15 33.3	1-4 25.0	1-4 25.0	3-4 75.0	0-3 0.0	
Sep 26, 2015	at Kentucky	L 13-21	6-14 42.9	2-3 66.7	1-3 33.3	2-5 40.0	1-3 33.3	
Oct 03, 2015	SOUTH CAROLINA	W 24-10	9-16 56.2	3-6 50.0	2-3 66.7	1-3 33.3	3-4 75.0	
Oct 10, 2015	FLORIDA	L 3-21	1-14 7.1	0-2 0.0	0-3 0.0	0-6 0.0	1-3 33.3	
Oct 17, 2015	at Georgia	L 6-9	2-13 15.4	0-3 0.0	2-4 50.0	0-3 0.0	0-3 0.0	
	Mizzou		33-100 33.0	10-25 40.0	7-23 30.4	8-27 29.6	8-25 32.0	0-0 0.0
	Opponents		42-112 37.5	9-25 36.0	18-35 51.4	5-24 20.8	10-28 35.7	0-0 0.0

4th-Down Conversions

Date	Opponent	Score	Overall	1st Qtr	2nd Qtr	3rd Qtr	4th Qtr	Overtime
Sep 05, 2015	SOUTHEAST MISSOURI	W 34-3	0-1 0.0	0-0 0.0	0-0 0.0	0-0 0.0	0-1 0.0	
Sep 12, 2015	at Arkansas State	W 27-20	0-0 0.0	0-0 0.0	0-0 0.0	0-0 0.0	0-0 0.0	
Sep 19, 2015	UCONN	W 9-6	1-3 33.3	0-0 0.0	0-0 0.0	1-1 100.0	0-2 0.0	
Sep 26, 2015	at Kentucky	L 13-21	0-0 0.0	0-0 0.0	0-0 0.0	0-0 0.0	0-0 0.0	
Oct 03, 2015	SOUTH CAROLINA	W 24-10	1-1 100.0	1-1 100.0	0-0 0.0	0-0 0.0	0-0 0.0	
Oct 10, 2015	FLORIDA	L 3-21	0-1 0.0	0-0 0.0	0-0 0.0	0-0 0.0	0-1 0.0	
Oct 17, 2015	at Georgia	L 6-9	0-1 0.0	0-0 0.0	0-0 0.0	0-0 0.0	0-1 0.0	
	Mizzou		2-7 28.6	1-1 100.0	0-0 0.0	1-1 100.0	0-5 0.0	0-0 0.0
	Opponents		4-8 50.0	0-1 0.0	3-4 75.0	0-0 0.0	1-3 33.3	0-0 0.0

Time of Possession

Date	Opponent	Score	Overall	1st Qtr	2nd Qtr	3rd Qtr	4th Qtr	Overtime
Sep 05, 2015	SOUTHEAST MISSOURI	W 34-3	28:07	7:05	5:17	8:21	7:24	
Sep 12, 2015	at Arkansas State	W 27-20	28:00	7:21	5:00	8:00	7:39	
Sep 19, 2015	UCONN	W 9-6	29:42	7:58	6:25	8:30	6:49	
Sep 26, 2015	at Kentucky	L 13-21	28:58	8:58	5:21	8:18	6:21	
Oct 03, 2015	SOUTH CAROLINA	W 24-10	31:56	9:35	6:28	5:28	10:25	
Oct 10, 2015	FLORIDA	L 3-21	22:07	4:30	5:59	6:35	5:03	
Oct 17, 2015	at Georgia	L 6-9	21:05	5:21	6:35	4:25	4:44	
	Mizzou	Total	189:55	50:48	41:05	49:37	48:25	0:00
		Avg.	27:07	7:15	5:52	7:05	6:55	0:00
	Opponents	Total	230:05	54:12	63:55	55:23	56:35	0:00
		Avg.	32:52	7:44	9:07	7:54	8:05	0:00

The Automated ScoreBook
Mizzou Games Played (as of Oct 17, 2015)
All games

##	PLAYER	GP-GS	SEMO	ASU	UCONN	UK	SC	UF	UGA
39	Abbingtion, C.	5/-	XXX	...	XXX	XXX	XXX	XXX	...
57	Abeln, Alec	5/2	START	START	XXX	...	XXX	XXX	...
64	Adams, Paul	1/-	XXX
97	Augusta, Josh	7/7	START	START	START	START	START	START	START
99	Baggett, Andrew	7/-	XXX	XXX	XXX	XXX	XXX	XXX	XXX
5Z	Bailey, Sam	2/-	XXX	...	XXX
79	Beckner, Terry	7/3	XXX	XXX	XXX	START	START	START	XXX
38	Beisel, Eric	7/-	XXX	XXX	XXX	XXX	XXX	XXX	XXX
13	Berkstresser, C	5/-	XXX	...	XXX	XXX	XXX	XXX	...
17	Blair, DeSean	3/-	XXX	XXX	XXX	...
11	Blanton, K.	4/-	...	XXX	...	XXX	XXX	XXX	...
77	Boehm, Evan	7/7	START	START	START	START	START	START	START
6D	Brady, Walter	7/4	XXX	XXX	XXX	START	START	START	START
26	Brents, Jake	1/-	XXX
1X	Brothers, K.	7/7	START	START	START	START	START	START	START
2	Brown, Nate	7/6	START	START	START	START	XXX	START	START
3X	Browning, C.	6/-	...	XXX	XXX	XXX	XXX	XXX	XXX
34	Burkett, Joey	7/-	XXX	XXX	XXX	XXX	XXX	XXX	XXX
62	Chappell, T.	7/5	XXX	XXX	START	START	START	START	START
28	Cheadle, Logan	6/-	XXX	...	XXX	XXX	XXX	XXX	XXX
55	Crawford, Nate	6/4	START	START	START	START	...	XXX	XXX
70	Cuellar, Malik	5/-	XXX	XXX	XXX	XXX	...	XXX	...
80	Culkin, Sean	5/5	START	START	START	START	START
7X	Dennis, Kenya	7/6	START	START	START	START	START	START	XXX
15	Dilosa, K.	6/1	START	XXX	...	XXX	XXX	XXX	XXX
82	Echard, Clayton	7/1	XXX	XXX	XXX	XXX	START	XXX	XXX
68	Fairchild, Mike	1/-	XXX	...
6Z	Fatony, Corey	7/-	XXX	XXX	XXX	XXX	XXX	XXX	XXX
6Y	Frazier, M.	7/3	START	START	START	XXX	XXX	XXX	XXX
5X	Gibson, John	7/-	XXX	XXX	XXX	XXX	XXX	XXX	XXX
40	Green, Clarence	6/-	XXX	XXX	XXX	XXX	XXX	XXX	...
84	Hall, Emanuel	6/-	XXX	...	XXX	XXX	XXX	XXX	XXX
73	Hall, Mitch	7/7	START	START	START	START	START	START	START
24	Hall, Terez	7/-	XXX	XXX	XXX	XXX	XXX	XXX	XXX
32	Hansbrough, R.	6/6	START	START	...	START	START	START	START
91	Harris, Charles	7/7	START	START	START	START	START	START	START
95	Hatley, Rickey	7/4	START	START	START	XXX	XXX	XXX	START
33	Hilton, Cam	7/1	XXX	XXX	XXX	XXX	XXX	START	XXX
1D	Hines, A.	4/-	XXX	...	XXX	XXX	XXX
88	Howard, Nate	7/-	XXX	XXX	XXX	XXX	XXX	XXX	XXX
35	Hunt, Tyler	7/-	XXX	XXX	XXX	XXX	XXX	XXX	XXX
86	Hurell, Jake	5/-	XXX	XXX	XXX	...	XXX	XXX	...
5Y	Jones, Grant	6/-	XXX	XXX	XXX	...	XXX	XXX	XXX
41	Laurent, Eric	4/-	XXX	XXX	XXX	...	XXX
4X	Lee, Brandon	6/-	XXX	XXX	XXX	...	XXX	XXX	XXX
18	Leftwich, W.	6/6	...	START	START	START	START	START	START
3	Lock, Drew	7/3	XXX	XXX	XXX	XXX	START	START	START

The Automated ScoreBook
Mizzou Games Played (as of Oct 17, 2015)
All games

##	PLAYER	GP-GS	SEMO	ASU	UCONN	UK	SC	UF	UGA
96	Logan, A.J.	7/-	XXX	XXX	XXX	XXX	XXX	XXX	XXX
7	Mauk, Maty	5/5	START	START	START	START	START
60	McGovern, C.	7/7	START	START	START	START	START	START	START
63	McNulty, Brad	6/3	XXX	...	XXX	XXX	START	START	START
6	Moore, J'Mon	7/7	START	START	START	START	START	START	START
8Y	Moore, Josh	6/-	XXX	XXX	XXX	...	XXX	XXX	XXX
25	Newsom, Donavin	7/7	START	START	START	START	START	START	START
71	Pendleton, K.	1/-	XXX
1Y	Penton, Aarion	7/7	START	START	START	START	START	START	START
9	Printz, Eddie	5/-	XXX	XXX	XXX	...	XXX	XXX	...
10	Reese, Jason	7/-	XXX	XXX	XXX	XXX	XXX	XXX	XXX
16	Richard, T.	3/-	XXX	XXX	...	XXX	XXX
6X	Ross, Tavon	5/-	XXX	...	XXX	...	XXX	XXX	XXX
30	Scherer, M.	7/7	START	START	START	START	START	START	START
52	Serrano, Eddie	1/-	...	XXX
22	Sherrils, A.	7/7	START	START	START	START	START	START	START
1Z	Simon, Ian	7/7	START	START	START	START	START	START	START
36	Steward, Morgan	3/-	XXX	XXX	XXX
31	Stribling, F.	2/-	XXX	XXX
20	Walters, Trevon	1/-	XXX
3Z	Williams, S.	2/-	XXX	XXX
8X	Wilson, Thomas	7/-	XXX	XXX	XXX	XXX	XXX	XXX	XXX
14	Wingo, Ray	7/-	XXX	XXX	XXX	XXX	XXX	XXX	XXX
21	Witter, Ish	7/1	XXX	XXX	START	XXX	XXX	XXX	XXX

The Automated ScoreBook
Mizzou Total Tackles Game-by-Game (as of Oct 17, 2015)
All games

Total Tackles	UA-A	Total	SEMO	ASU	UCONN	UK	SC	UF	UGA
Brothers, K. LB	42-49	66.5	8-8	10-6	6-4	2-8	2-5	9-6	5-12
Scherer, M. LB	26-29	40.5	1-2	6-4	1-1	3-6	4-5	8-2	3-9
Sherrils, A.	23-13	29.5	2-1	6-0	3-0	2-3	3-2	5-3	2-4
Harris, Charles DE	20-18	29.0	2-2	5-1	3-0	2-4	1-3	5-1	2-7
Penton, Aarion CB	19-13	25.5	4-3	1-1	3-2	3-2	4-1	1-1	3-3
Newsom, Donavin LB	18-14	25.0	2-4	4-0	0-1	6-1	0-3	3-0	3-5
Dennis, Kenya CB	22-2	23.0	4-0	1-0	5-0	2-1	5-1	3-0	2-0
Simon, Ian	18-8	22.0	3-1	4-1	2-1	-	2-1	2-0	5-4
Brady, Walter DL	14-10	19.0	1-0	2-0	2-0	1-4	3-0	3-1	2-5
Green, Clarence LB	10-8	14.0	3-2	1-0	1-1	3-5	2-0	-	DNP
Hatley, Rickey DT	7-11	12.5	0-3	1-1	1-2	-	2-1	3-2	0-2
Beckner, Terry DL	6-10	11.0	0-4	-	2-0	1-2	-	1-0	2-4
Augusta, Josh DT	9-3	10.5	-	1-1	2-0	1-1	2-0	2-0	1-1
Gibson, John CB	6-4	8.0	1-0	1-1	-	2-1	-	2-1	0-1
Frazier, M. DL	6-4	8.0	-	2-1	1-0	0-1	1-1	0-1	2-0
Browning, C.	4-4	6.0	DNP	2-0	-	1-2	1-1	-	0-1
Burkett, Joey LB	4-4	6.0	3-3	1-0	-	0-1	-	-	-
Howard, Nate	3-5	5.5	1-1	0-1	1-0	-	1-0	0-1	0-2
Logan, A.J. DT	2-6	5.0	0-1	-	1-0	0-2	0-1	1-1	0-1
Wilson, Thomas	3-4	5.0	1-0	0-1	1-0	1-0	-	-	0-3
Hall, Terez LB	3-2	4.0	1-0	-	-	-	0-1	-	2-1
Cheadle, Logan CB	2-4	4.0	-	DNP	0-2	1-2	-	1-0	-
Fatony, Corey	1-2	2.0	-	1-0	-	-	-	-	0-2
Moore, Josh DL	2-0	2.0	-	-	1-0	DNP	1-0	-	-
Lee, Brandon LB	1-1	1.5	0-1	-	-	DNP	-	1-0	-
Ross, Tavon DB	1-1	1.5	1-1	DNP	-	DNP	-	-	-
Lock, Drew	1-0	1.0	-	1-0	-	-	-	-	-
Richard, T.	1-0	1.0	1-0	-	DNP	-	DNP	DNP	DNP
Witter, Ish	1-0	1.0	-	1-0	-	-	-	-	-
Beisel, Eric LB	1-0	1.0	-	-	-	-	-	1-0	-
Team	1-0	1.0	1-0	-	-	-	-	-	-
Culkin, Sean	1-0	1.0	-	-	1-0	-	DNP	DNP	-
Jones, Grant LB	0-1	0.5	0-1	-	-	DNP	-	-	-
Echard, Clayton	0-1	0.5	-	-	-	-	-	-	0-1
Serrano, Eddie DE	0-1	0.5	DNP	0-1	DNP	DNP	DNP	DNP	DNP
Hines, A. CB	0-1	0.5	DNP	DNP	-	DNP	-	-	0-1
Hilton, Cam DB	0-1	0.5	-	-	-	-	-	-	0-1

The Automated ScoreBook
Mizzou Passing Game-by-Game (as of Oct 17, 2015)
All games

#3 Lock, Drew	Comp	Att	Int	Pct	Yards	TD	Long	Sacked	Effic
Southeast Missouri	6	10	0	60.0	138	1	78	1-5	208.92
Arkansas State	0	1	1	0.0	0	0	0	0-0	-200.00
UConn	6	9	0	66.7	40	0	11	0-0	104.00
Kentucky	3	5	0	60.0	47	0	28	1-15	138.96
South Carolina	21	28	0	75.0	136	2	17	2-16	139.37
Florida	16	39	2	41.0	151	0	32	3-27	63.29
Georgia	11	26	0	42.3	143	0	33	4-16	88.51
TOTALS	63	118	3	53.4	655	3	78	11-79	103.32

#7 Mauk, Maty	Comp	Att	Int	Pct	Yards	TD	Long	Sacked	Effic
Southeast Missouri	12	22	1	54.5	181	2	27	2-5	144.56
Arkansas State	16	36	2	44.4	148	3	32	1-9	95.37
UConn	14	22	1	63.6	145	0	51	1-2	109.91
Kentucky	15	30	0	50.0	180	1	28	1-4	111.40
TOTALS	57	110	4	51.8	654	6	51	5-20	112.49

The Automated ScoreBook
Mizzou Rushing/Receiving Game-by-Game (as of Oct 17, 2015)
All games

RUSHING	No-Yds/TD	SEMO	ASU	UCONN	UK	SC	UF	UGA
Witter, Ish	87-339/1	13-33/0	12-50/0	17-54/0	11-50/0	17-98/1	11-39/0	6-15/0
Hansbrough, R. TB	44-190/0	2-23/0	5-15/0	DNP	6-11/0	11-43/0	9-74/0	11-24/0
Mauk, Maty QB	36-145/1	6-8/0	10-75/0	9-13/1	11-49/0	DNP	DNP	-
Hunt, Tyler TB	14-54/0	5-20/0	2-4/0	1-2/0	2-6/0	3-17/0	1-5/0	-
Abbingon, C. TB	6-39/0	1-5/0	DNP	2-14/0	1--1/0	1-9/0	1-12/0	DNP
Steward, Morgan TB	10-18/0	5-14/0	2-0/0	3-4/0	DNP	DNP	DNP	DNP
Team	9--12/0	-	3--4/0	2--2/0	DNP	3--4/0	DNP	1--2/0
Lock, Drew QB	18--49/0	1--5/0	-	-	2--4/0	7-0/0	4--24/0	4--16/0

RECEIVING	No-Yds/TD	SEMO	ASU	UCONN	UK	SC	UF	UGA
Brown, Nate WR	20-251/4	3-69/1	4-46/1	2-10/0	2-34/0	6-33/2	1-8/0	2-51/0
Moore, J'Mon WR	16-205/2	3-74/1	2-17/0	6-39/0	2-24/1	2-19/0	1-32/0	-
Hunt, Tyler TB	4-166/1	1-78/1	-	1-51/0	2-37/0	-	-	-
Leftwich, W. WR	12-148/1	DNP	1-32/1	2-12/0	3-44/0	2-13/0	3-39/0	1-8/0
Culkin, Sean TE	14-117/1	3-29/0	5-46/1	3-22/0	1-4/0	DNP	DNP	2-16/0
Reese, Jason TE	11-101/0	1-5/0	-	-	3-40/0	6-47/0	1-9/0	-
Witter, Ish	12-89/0	1-5/0	3-10/0	3-31/0	-	-	4-29/0	1-14/0
Dilosa, K. WR	8-48/0	3-25/0	-	DNP	3-24/0	-	1-3/0	1--4/0
Hilton, Cam	3-44/0	-	-	-	-	1-9/0	-	2-35/0
Hansbrough, R. TB	7-40/0	-	-	DNP	1-7/0	3-9/0	1-1/0	2-23/0
Hall, Emanuel WR	3-25/0	1-9/0	DNP	1-3/0	-	-	1-13/0	-
Blair, DeSean WR	2-25/0	1-21/0	-	DNP	DNP	DNP	1-4/0	DNP
Wingo, Ray	3-23/0	-	1--3/0	1-13/0	1-13/0	-	-	-
Echard, Clayton TE	2-14/0	-	-	-	-	1-6/0	1-8/0	-
Abbingon, C. TB	1-5/0	-	DNP	-	-	-	1-5/0	DNP
Richard, T. WR	1-4/0	1-4/0	-	DNP	-	DNP	DNP	DNP
Laurent, Eric WR	1-4/0	-	-	1-4/0	DNP	-	DNP	DNP

The Automated ScoreBook
Mizzou Return Stats Game-by-Game (as of Oct 17, 2015)
All games

PUNT RETURNS	No-Yds	SEMO	ASU	UCONN	UK	SC	UF	UGA
Penton, Aarion	9-82	4-66	2-10	1-0	2-6	-	-	-
Hilton, Cam	4-12	-	-	-	-	1-10	2-2	1-0
Green, Clarence	1-8	-	-	1-8	-	-	-	DNP
Brothers, K.	1-6	1-6	-	-	-	-	-	-
Ross, Tavon	1-5	-	DNP	1-5	DNP	-	-	-

KICK RETURNS	No-Yds	SEMO	ASU	UCONN	UK	SC	UF	UGA
Sherrils, A.	8-142	1-19	3-55	1-19	3-49	-	-	-
Gibson, John	7-88	-	-	-	1-9	-	3-38	3-41
Hilton, Cam	1-13	-	-	1-13	-	-	-	-
Penton, Aarion	1-12	-	-	1-12	-	-	-	-

INT. RETURNS	No-Yds	SEMO	ASU	UCONN	UK	SC	UF	UGA
Simon, Ian	2-39	-	-	-	-	1-0	-	1-39
Brothers, K.	2-9	-	2-9	-	-	-	-	-
Dennis, Kenya	1-1	-	-	-	-	1-1	-	-
Brady, Walter	1-22	-	-	-	-	1-22	-	-
Sherrils, A.	1-50	-	-	1-50	-	-	-	-
Gibson, John	1-35	-	1-35	-	-	-	-	-

FUMBLE RETURNS	No-Yds	SEMO	ASU	UCONN	UK	SC	UF	UGA
----------------	--------	------	-----	-------	----	----	----	-----

The Automated ScoreBook
Mizzou Sacks Game-by-Game (as of Oct 17, 2015)
All games

SACKS	UA-A	Total	SEMO	ASU	UCONN	UK	SC	UF	UGA
Brady, Walter DL	6-0	6.0	-	-	2.0-10	1.0-2	2.0-17	1.0-3	-
Harris, Charles DE	5-0	5.0	-	2.0-17	1.0-1	-	-	1.0-5	1.0-10
Newsom, Donavin LB	2-1	2.5	-	-	-	1.0-9	0.5-3	1.0-10	-
Beckner, Terry DL	2-0	2.0	-	-	-	-	-	1.0-1	1.0-2
Brothers, K. LB	1-1	1.5	-	-	-	-	0.5-3	1.0-2	-
Frazier, M. DL	1-0	1.0	-	-	-	-	1.0-5	-	-
Dennis, Kenya CB	1-0	1.0	1.0-10	-	-	-	-	-	-
Team	1-0	1.0	1.0-0	-	-	-	-	-	-

The Automated ScoreBook
Mizzou Tackle For Loss Game-by-Game (as of Oct 17, 2015)
All games

TACKLES FOR LOSS	UA-A	Total	SEMO	ASU	UCONN	UK	SC	UF	UGA
Harris, Charles DE	11-3	12.5	1.5-5	4.5-24	2.0-2	1.5-3	-	2.0-12	1.0-10
Brady, Walter DL	9-1	9.5	1.0-3	1.0-5	2.0-10	1.5-3	2.0-17	1.0-3	1.0-1
Newsom, Donavin LB	6-1	6.5	-	1.0-3	-	2.0-13	0.5-3	2.0-13	1.0-4
Brothers, K. LB	3-5	5.5	1.5-5	1.5-3	-	-	1.5-6	1.0-2	-
Augusta, Josh DT	5-0	5.0	-	-	2.0-5	-	1.0-2	1.0-1	1.0-2
Beckner, Terry DL	3-4	5.0	1.0-4	-	1.0-4	1.0-1	-	1.0-1	1.0-2
Scherer, M. LB	3-4	5.0	0.5-0	3.0-9	-	0.5-0	1.0-2	-	-
Frazier, M. DL	4-1	4.5	-	1.5-11	1.0-1	-	1.0-5	-	1.0-3
Hatley, Rickey DT	1-3	2.5	1.0-2	0.5-1	-	-	-	1.0-2	-
Penton, Aarion CB	1-3	2.5	1.0-4	0.5-2	-	-	-	-	1.0-2
Dennis, Kenya CB	2-0	2.0	1.0-10	-	-	-	-	-	1.0-5
Howard, Nate	1-1	1.5	1.5-6	-	-	-	-	-	-
Logan, A.J. DT	1-0	1.0	-	-	1.0-4	-	-	-	-
Sherrils, A.	1-0	1.0	-	1.0-1	-	-	-	-	-
Green, Clarence LB	0-1	0.5	-	-	-	0.5-1	-	-	DNP
Wilson, Thomas	0-1	0.5	-	0.5-1	-	-	-	-	-

The Automated ScoreBook
Mizzou Fumbles Game-by-Game (as of Oct 17, 2015)
All games

FUMBLES	No-Lost	SEMO	ASU	UCONN	UK	SC	UF	UGA
Mauk, Maty QB	3-0	-	2-0	1-0	-	DNP	DNP	-
Team	1-0	-	-	-	DNP	-	DNP	1-0
Lock, Drew QB	1-0	-	-	-	-	1-0	-	-
Ross, Tavon	1-1	-	DNP	1-1	DNP	-	-	-
Penton, Aarion	1-0	1-0	-	-	-	-	-	-
Hilton, Cam	1-1	-	-	-	-	-	-	1-1
Hansbrough, R. TB	1-0	-	-	DNP	1-0	-	-	-

FUMBLES FORCED	Number	SEMO	ASU	UCONN	UK	SC	UF	UGA
Penton, Aarion	1	-	-	-	1	-	-	-
Logan, A.J.	1	-	-	1	-	-	-	-
Sherrils, A.	1	-	-	1	-	-	-	-
Harris, Charles	1	1	-	-	-	-	-	-

FUMBLES RECOVERED	Number	SEMO	ASU	UCONN	UK	SC	UF	UGA
Sherrils, A.	1	-	-	1	-	-	-	-
Simon, Ian	1	1	-	-	-	-	-	-