



WOMEN'S BASKETBALL 2011-2012 GAME NOTES

LIPSCOMB ATHLETIC COMMUNICATIONS - JAMIE GILLIAM, ATHLETICS COMMUNICATIONS MANAGER - JAMIE.GILLIAM@LIPSCOMB.EDU
 615-966-5166 (o) - 256-221-3561 (c) - LIPSCOMBSPORTS.COM - TWITTER: @LIPSCOMBBISONS - FACEBOOK.COM/LIPSCOMBBISONS

SCHEDULE/RESULTS

Nov 5	HARDING #	L 51-45
Nov 11	AIR FORCE	L 68-59
Nov 14	AUSTIN PEAY	L 61-58
Nov 17	at Tennessee State	L 80-54
Nov 19	at Alabama A&M	L 72-54
Nov 21	at Jacksonville State	L 81-72
Vanderbilt Tournament		
Nov 25	at Vanderbilt !	2:00 p.m.
Nov 26	vs Oklahoma/Liberty !	2/4 p.m.
Dec 1	MERCER *	5:00 p.m.
Dec 3	KENNESAW STATE *	2:15 p.m.
Dec 5	at Tennessee Tech	7:00 p.m.
Dec 7	at North Carolina	6:00 p.m.
Dec 16	MISSISSIPPI	6:30 p.m.
Dec 18	GARDNER-WEBB	2:00 p.m.
Jan 2	at Jacksonville *	4:00 p.m.
Jan 4	at North Florida *	4:30 p.m.
Jan 7	at Belmont *	2:00 p.m.
Jan 12	STETSON *	6:30 p.m.
Jan 14	FLORIDA GULF COAST *	4:00 p.m.
Jan 19	at USC Upstate *	6:00 p.m.
Jan 21	at ETSU *	Noon
Jan 26	JACKSONVILLE *	6:30 p.m.
Jan 28	NORTH FLORIDA *	4:00 p.m.
Feb 4	BELMONT *	6:30 p.m.
Feb 9	at Florida Gulf Coast *	6:05 p.m.
Feb 11	at Stetson *	Noon
Feb 16	ETSU*	6:30 p.m.
Feb 18	USC UPSTATE *	4:00 p.m.
Feb 23	at Mercer *	4:00 p.m.
Feb 25	at Kennesaw State *	1:30 p.m.

SCHEDULE KEY

All Times Central

* Atlantic Sun Conference Game

COMPARING STATS

Scoring Offense	59.4	89.7
Scoring Defense	72.4	49.3
Scoring Margin	-13.0	+40.3
FG Pct.	.394	.540
FG Pct. Defense	.410	.279
3-pt. FG Pct.	.367	.375
3-pt. FG Pct. Defense	.275	.185
Free Throw Pct.	.512	.667
Rebound Avg.	38.2	41.2
Opp. Rebound Avg.	41.2	31.3
Rebound Margin	-3.0	+16.3
Turnovers Per Game	23.0	13.0
Opp. Turnovers	15.2	16.3
Turnover Margin	-7.8	+3.3

GAME SIX

NASHVILLE, TENN. (MEMORIAL COLISEUM)

INSIDE THE HERD

- The Lady Bisons enter Friday's contest looking for their first win of the season and first-ever win against the Commodores. Lipscomb has come up empty in three previous attempts against Vanderbilt with the last meeting in 2007 between the two schools.
- Vanderbilt enters their own tournament 3-0 and receiving votes in both top-25 polls. The Commodores sophomore guard Jasmine Lister, who is averaging 15.7 points-per-contest and is blistering opponents with a .576 field-goal percentage. She is joined in double figures by Stephanie Holzer (12.0), Tiffany Clarke (11.7), and Christina Foggie (11.3) as part of the VU offense that is averaging 89.7 points a game.
- Both Lipscomb and Vandy have gone up against Alabama A&M this season with the Lady Bisons dropping a 72-54 decision last Saturday night while the Commodores cruised to a 86-55 win over the Lady Bulldogs in the season opener.
- The Lady Bisons are in the midst of a tough stretch of playing five road games in nine days. The gauntlet concludes Saturday afternoon in day two of the tournament.
- Junior wing Hannah Phillips posted a career-high 19 points and senior guard Anna Bowers added 23 points but Lipscomb came up short on the road Monday night at Jacksonville State falling 81-72 to the Gamecocks.
- Lipscomb sophomore guard Haley Nelson posted her first double-digit game of her career against Air Force on Friday scoring 10 points that tied with senior forward Brittany Duerk for the team lead. Both players came off the bench against the Falcons as part of a 32-point night from the Lipscomb pine.
- Lipscomb returns nine players including three starters from 2010-11 including senior preseason All-Atlantic Sun selection Anna Bowers, who is the top returning scorer from a year ago. As a junior, Bowers averaged 13.2 points per contest and played 28.5 minutes a night for Lipscomb.
- With the graduation of 2011 A-Sun Student Athlete of the Year, Jenna Bartsokas, the Lady Bisons have a huge hole to fill this season. Having scored over 1,400 points in Purple and Gold, Bartsokas led Lipscomb averaging 15.5 points a night last season for the Lady Bisons. She also led Lipscomb in assists (2.9) and steals (1.6).
- The Lady Bisons return five of the top seven scorers from 2010-11. Led by Bowers (13.2), Lipscomb also returns junior Hannah Phillips (8.0), senior Brittany Duerk (5.7), senior Leah McAlister (5.5) and sophomore Jess Reece (5.3). Those five accounted for 60.2 percent of the offense last season.
- Lipscomb freshmen Shanice Burnette, Kateca Favors, Sasha Robinson, Erika Thornsberry and Jana Wright each made their collegiate debut in the season home opener against Air Force.
- Continuing a tradition of community engagement, the Lady Bisons have been very active in and around Nashville the last several weeks. In October, the Lady Bisons joined thousands of other Nashvillians and participated in the Susan G. Komen Race for the Cure 5k held in the "Music City." Just last week, the Lady Bisons traveled across town to Cameron Middle School to put on a clinic for the CMS students. The ladies worked with a number of CMS students and worked on basketball drills and fundamentals.
- Opening up the 2011-12 season with three contests at Allen Arena and then a road contest at Tennessee State before finishing the month in Vanderbilt's Thanksgiving tournament, the Lady Bisons will play six of their eight scheduled contests in the "Music City". Lipscomb's other two contests are in neighboring Alabama against Alabama A&M from the SWAC and Jacksonville State from the OVC.
- After a 9-21, 6-14 A-Sun finish last season, the Lady Bisons were tabbed to finish 10th in the league standings this season based on the voting in both the coaches and media polls conducted by the league.

LIPSCOMB PROJECTED STARTERS



MORGAN
FAULKNER
G - 34 - JR



ANNA
BOWERS
G - 2 - SR



HANNAH
PHILLIPS
W - 30 - JR



O'NEISHA
SMITH
W - 22 - SO



BRITTANY
DUERK
P - 40 - SR

LIPSCOMB PRONUNCIATIONS

4 - YAH-nah
20 - Sha - NEECE

22 - Oh - KNEE - sha
24 - Ka - TEE - kah

40 - DOO - urk



LIPSCOMB WOMEN'S BASKETBALL HEAD COACH

FRANK BENNETT



The Greek word "arête" has many meanings, but the one that most fits Frank Bennett, the dean of the Atlantic Sun Conference, is "to be the best you can be."

Heading into his 32nd year as head coach of the Lipscomb Lady Bisons basketball team, Bennett has followed that philosophy. He preaches the importance of winning, but the mission of his program is to allow players and coaches room to grow spiritually, socially and academically.

Bennett's three-decade plus tenure is one of the longest in the history of the NCAA at one school. With an overall record of 577-415, and a .582 winning percentage Bennett ranks 29th in wins among all active NCAA Division I coaches.

During his tenure the Lady Bisons have been an NAIA national power, dealt with the transition period from the NAIA to NCAA Division I and appeared in the NCAA Tournament in the program's first year of eligibility, a history making feat.

Following the program's transition from NAIA to NCAA Division I, Bennett guided the Lady Bisons to the 2004 Atlantic Sun Tournament Championship in Dothan, Ala., and the NCAA Midwest Regional in 2004, marking the first time a Division I team has accomplished that feat in its first year of eligibility.

Reaching the NCAA's for the first time came right on the heels of Bennett claiming his 500th career win in a thrilling 66-65 victory Feb. 20, 2003 at Texas-Pan American. He has earned several additional distinctions during his career including:

- 2003 Atlantic Sun Conference Coach of the Year
- 2003 Division I Independent Coach of the Year
- 2002 selection to the NAIA Hall of Fame
- 1999 WBCA NAIA National Coach of the Year
- One of six finalists for the 1997 WBCA NAIA Coach of the Year
- 1997 TranSouth Conference Coach of the Year
- 1996 WBCA NAIA National Coach of the Year
- 1994 Tennessee Sportswriters Association College Coach of the Year
- 1986 and 1994 TCAC Coach of the Year
- Bennett produced All-America players the last 12 years in the NAIA and 13 out of the last 14 years the Lady Bisons were part of the NAIA.

Since he is equally concerned with classroom performance, nine Lady Bisons have been named All-America Scholar Athletes throughout Bennett's



coaching career. Each Lady Bison who has completed her senior year of eligibility has graduated.

In 2010, the Lady Bisons ranked ninth in NCAA Division I on the Women's Basketball Coaches Association 2009-2010 Top 25 Team Honor Roll. The Lady Bisons were the only A-Sun team to make the Honor Roll. Lipscomb compiled a 3.452 average. They were close behind DePaul in eighth place with a 3.455 average.

Before taking on the Lady Bisons program, Bennett served as head coach of the David Lipscomb High School girls' team. While at DLHS, Bennett compiled an impressive 109-23 record, including two straight state tournament appearances. In 1979, he was selected as Nashville Interscholastic League "Coach of the Year" after the team finished as TSSAA Class-A runner-up.

Bennett attended Lipscomb from kindergarten through college. He is a 1969 graduate of DLHS and a 1973 graduate of Lipscomb University. He earned two master's degrees from Middle Tennessee State University (1979) and the University of Evansville (1983).

He taught mathematics for three years and computer science for 17 years at Lipscomb University. When the school made the move to the NCAA Division I in 1999, Bennett stepped down from his teaching duties.

While in college at Lipscomb, Bennett lettered four years on the men's tennis team and was the assistant basketball coach for DLHS.

An admirer of the late UCLA coach John Wooden, Coach Bennett is the author of a children's book, *The Illustrated Rules of Basketball*. When he's not coaching, teaching or spending time with his family, Bennett enjoys weightlifting.

Bennett and his wife, Jan, have three children: Franklin (married to the former Reid Harrell), Lee (married to the former Aileen Wark), and Laura, who works at Lipscomb's Institute for Sustainable Practice. The couple also has one granddaughter, Lane, who belongs to Franklin and Reid.



THE BENNETT FILE

1980-81	15-15
1981-82	17-16
1982-83	18-12
1983-84	24-11
1984-85	14-17
1985-86	19-11
1986-87	17-10
1987-88	16-14
1988-89	26-9
1989-90	30-8
1990-91	24-9
1991-92	19-12
1992-93	28-6
1993-94	31-7
1994-95	35-4
1995-96	31-6
1996-97	26-10
1997-98	23-12
1998-99	27-8
1999-2000	16-17
2000-2001	15-13
2001-2002	16-12
2002-2003	13-15
2003-2004	20-12
2004-2005	13-15
2005-2006	6-21
2006-2007	8-21
2007-2008	10-22
2009-2010	5-25
2010-2011	9-21
31 yrs	577-415
.582 career winning %	
NCAA -133-113 (.541)	
12 seasons	
A-Sun - 55-99 (.357)	
7 seasons	

BASKETBALL QUICKFACTS

Location: Nashville, Tenn.

Founded: 1891

Enrollment: 4,018

Type: Private, Liberal Arts

Nickname: Lady Bisons

Colors: Purple (PMS #268) and Gold (PMS #122)

Religious Affiliation: Church of Christ

Facility: Allen Arena

Capacity: 5,028

Athletic Affiliation: NCAA Division I

Conference: Atlantic Sun

President: Dr. L. Randolph Lowry III

Athletic Director: Philip Hutcheson

Faculty Representative: Dr. Kent Johnson

BASKETBALL STAFF

Head Coach: Frank Bennett
(Lipscomb, 1973)

Record at Lipscomb: 577-415 (.582)
31 yrs

Overall Record: same

Assistant Coach: Billy Snell
(Lipscomb, 1993)

Assistant Coach: Katie Beth Allen
(Lipscomb, 2006)

Assistant Coach: Jada Mincy
(Mississippi, 2007)

Administrative Asst: Sherie Eubanks

ATHLETIC COMMUNICATIONS

Asst. A.D. External Affairs: Trevor Garrett

Director of Media Relations: Mark McGee

Communications Mgr.: Jamie Gilliam
(Women's Basketball Contact)

Office Phone: (615) 966-5166

Cell Phone: (256) 221-3561

E-mail: jamie.gilliam@lipscomb.edu

Media Relations Fax: (615) 966-1806

Athletics Website: LipscombSports.com

Mailing Address: 1 University Park Drive
Nashville, TN 37204-3951

LIPSCOMB

2011-12 NUMERICAL ROSTER

2	Anna Bowers	G	Sr.	5-7	Nashville, Tenn. (Ensworth)
4	Jana Wright	G	Fr.	5-7	Miami, Fla. (Norland HS)
10	Haley Nelson	G	So.	5-5	White Pine, Tenn. (Jefferson County HS)
20	Shanice Burnette	G	Fr.	5-10	Winchester, Tenn. (Franklin County HS)
22	O'Neisha Smith	P/W	So.	5-10	Douglasville, Ga. (Chapel Hill HS)
24	Kateca Favors	P	Fr.	5-11	Douglasville, Ga. (Alexander HS)
30	Hannah Phillips	W	Jr.	5-11	Brentwood, Tenn. (Brentwood HS)
32	Leah McAlister	W	Sr.	5-9	Nashville, Tenn. (Ezell-Harding Christian)
34	Morgan Faulkner	W	Jr.	5-9	Jackson, Tenn. (Madison Academic Magnet)
40	Brittany Duerk	P	Sr.	6-0	Auburn, Ala. (Auburn HS)
42	Jess Reece	P	So.	6-3	Weaverville, N.C. (Veritas Christian Academy)
44	Chelsea McMeans	P	Jr.	6-2	LaVernia, Texas (LaVernia HS)
51	Sasha Robinson	P	Fr.	6-1	Marietta, Ga. (St. Francis HS)
54	Erika Thornsberry	P	Fr.	6-2	St. Mary's, Ohio (St. Mary's HS)

4 - YAH-nah
20 - Sha - NEECE

22 - Oh - KNEE - sha
24 - Ka - TEE - kah

40 - DOO - urk

ASSOCIATED PRESS

USA TODAY/ESPN COACHES

No.	Team	Record	Points
1	Baylor (33)	4-0	988
2	Notre Dame (6)	3-1	934
3	Tennessee	2-1	906
4	Connecticut	3-0	876
5	Stanford	3-1	852
6	Texas A&M (1)	4-0	772
7	Miami (FL)	2-1	750
8	Duke	3-0	705
9	Louisville	3-1	690
10	Georgetown	3-2	585
11	Maryland	4-0	569
12	Penn State	3-1	491
13	Georgia	4-0	432
14	Florida State	3-2	428
15	Oklahoma	2-0	344
16	Rutgers	3-0	283
17	Purdue	3-0	277
18	Kentucky	4-0	275
19	DePaul	4-1	263
20	North Carolina	3-0	261
21	LSU	3-1	228
22	UCLA	2-1	175
23	USC	1-2	158
24	Texas	2-1	152
25	St. John's	1-2	151

No.	Team	Record	Points
1	Baylor (29)	4-0	773
2	Connecticut (2)	3-0	734
3	Notre Dame	3-1	701
4	Texas A&M	4-0	678
5	Stanford	3-1	638
6	Duke	3-0	603
7	Tennessee	2-1	602
8	Maryland	4-0	550
9	Miami (FL)	2-1	500
10	Georgia	4-0	497
11	Kentucky	4-0	455
12	Louisville	3-1	447
13	Rutgers	3-0	385
14	Oklahoma	2-0	364
15	North Carolina	3-0	324
16	Penn State	3-1	272
17	Purdue	3-0	271
18	Green Bay	3-0	191
19	Ohio State	2-0	156
20	DePaul	4-1	150
21	Georgetown	3-2	141
22	Texas	2-1	125
23	LSU	3-1	96
24	Florida State	3-2	68
25	Georgia Tech	3-0	64



ASSISTANT COACH
BILLY SNELL



ASSISTANT COACH
KATIE BETH ALLEN



ASSISTANT COACH
JADA MINCY

GAME RECORDS

The Last Time...

Individual scoring

Scored 25 points – Jenna Bartsokas (28) vs. Belmont 1/11/10
 Scored 20 points in two straight games – Jenna Bartsokas (21) at Stetson, 2/20/10; (24) vs. Kennesaw State, 2/25/10.
 Scored in double figures in 10 straight games – Jenna Bartsokas (29) 11/17/10 – 2/27/10
 Scored in double figures in 15 straight games – Jenna Bartsokas (29) 11/17/10 – 2/27/10
 Scored in double figures in 20 straight games – Jenna Bartsokas (29) 11/17/10 – 2/27/10
 Scored in double figures in 25 straight games – Jenna Bartsokas (29) 11/17/10 – 2/27/10
 Double-Double in Points and Rebounds – Valerie Bronson (16 points, 11 rebounds) at Mercer, 2/26/11
 20-10 Game – Jillian Partin (24 points, 10 rebounds) vs. Campbell, 3/1/08
 20-15 Game – Valerie Bronson (20 points, 15 rebounds) vs. Fisk, 11/13/07

Individual Field Goals

Made 10 FG in a game – Jenna Bartsokas (10) at Stetson, 1/3/11
 Attempted 20 FG in a game – Anna Bowers (20) vs. Campbell, 1/17/11

Individual Three-pointers

Made 5 3-pointers in a game – Anna Bowers (5) vs. ETSU, 3/2/11
 Made 6 3-pointers in a game – Anna Bowers (7) vs. Alabama A&M, 11/20/10
 Made 7 3-pointers in a game – Anna Bowers (7) vs. Alabama A&M, 11/20/10
 Attempted 10 3-pointers in a game – Anna Bowers (13) vs. ETSU, 3/2/11

Team Scoring

Scored 100 points – vs. Fisk, 11/13/07 (123)
 Allowed 100 points – at Vanderbilt, 12/20/06 (109)
 Did not score 20+ Points in a Half – at North Florida, 2/3/11 (19)
 Made 35 field goals – vs. USC Upstate, 2/15/09 (35)
 Made 50 field goals – vs. Fisk, 11/13/07 (53)
 Attempted 75 field goals – at Stetson, 2/10/05 (83)

Team Three-pointers

Made 10 3-pointers – vs. ETSU, 3/2/11 (10)
 Made 15 3-pointers – vs. Mercer, 1/11/07 (15)
 Attempted 30 3-pointers – vs. ETSU, 3/2/11 (34)

Team Free Throws

Made 30 free throws – at Belmont, 1/12/09 (31)
 Attempted 35 free throws – at Belmont, 1/12/09 (41)

Team Assists

Had 25 assists – vs. Fisk, 11/20/06 (25)
 Had 20 assists – vs. Fisk, 11/13/07 (21)

Team Blocks

Blocked 10 shots – vs. ETSU, 1/22/11 (10)

Team Misc.

Had Five Players Score in Double Figures in Same Game – vs. USC Upstate, 2/21/11
 Lipscomb Did Not Have a Player Score in Double Figures – vs. Jacksonville, 2/8/10
 Opponent Did Not Have a Player Score in Double Figures – vs. Fisk, 11/13/07

Scoring Highs

31	Courtney Boynton at Georgia State	Jan. 15, 2004
29	Courtney Boynton at FAU	Dec. 2, 2004
28	Jenna Bartsokas vs Belmont	Jan. 11, 2010
27	Courtney Boynton at UCF	Dec. 4, 2004
27	Anna Bowers vs Alabama A&M	Nov. 22, 2010
26	Jenna Bartsokas at Stetson	Jan. 3, 2011
25	Katie Beth Pate at Stetson	Feb. 10, 2005
25	Jenna Bartsokas at Belmont	Jan. 12, 2009
25	Jenna Bartsokas vs Belmont	Jan. 27, 2011

Rebounding Highs

20	Katie Beth Pate vs UCF	Feb. 7, 2004
16	Katie Beth Pate at Troy	Jan. 29, 2005
15	Katie Beth Pate vs Fisk	Jan. 28, 2003
15	Katie Beth Pate vs Belmont	Jan. 3, 2005
15	Katie Beth Pate vs Mercer	Feb. 4, 2006
15	Valerie Bronson vs Fisk	Nov. 13, 2007
15	Cree Nix vs North Florida	Feb. 28, 2009

Field Goals Made

11	Courtney Boynton at FAU	Dec. 2, 2004
11	Courtney Boynton at Georgia State	Jan. 15, 2004
10	Angie Ester at IPFW	Feb. 16, 2002
10	Katie Beth Pate at Stetson	Feb. 10, 2005
10	Jenna Bartsokas at Stetson	Jan. 3, 2011
9	7 Tied	

Field Goals Attempted

24	Courtney Boynton at Stetson	Feb. 10, 2005
21	Anna Bowers vs Tennessee Tech	Nov. 18, 2010
20	Jenna Bartsokas at USC Upstate	Jan. 15, 2009
20	Anna Bowers vs Campbell	Jan. 17, 2011
20	Jenna Bartsokas at South Alabama	Dec. 22, 2010
19	Courtney Boynton at Mercer	Jan. 17, 2004
18	Katie Beth Pate vs UCF	Mar. 4, 2005
18	Jillian Partin vs Gardner-Webb	Feb. 28, 2008

Field Goals Percentage (min 6 made)

100.00%	Angie Ester vs TSU (6-of-6)	Dec. 1, 2001
100.00%	Clair Waggener vs USC Upstate (6-of-6)	Feb. 15, 2009
0.900	Miriam McAlister vs ETSU (9-of-10)	Feb. 16, 2006
0.875	Cree Nix at FGCU (7-of-8)	Feb. 4, 2008
0.875	Chelsea McMeans vs Stetson (7-of-8)	Jan. 2, 2010
0.857	Hannah Phillips vs USC Upstate (6-of-7)	Jan. 9, 2010

Field Goals Made Without Miss (min 6)

6	Angie Ester vs TSU	Dec. 1, 2001
6	Clair Waggener vs USC Upstate	Feb. 15, 2009

Three-Point Field Goals Made

7	Anna Bowers vs Alabama A&M	Nov. 22, 2010
6	Courtney Boynton at Jacksonville	Feb. 26, 2004
6	Catie Woods vs Campbell	Jan. 5, 2006
5	13 Tied	

Three-Point Field Goals Attempted

14	Dana Carrigan vs North Florida	Jan. 26, 2006
14	Jillian Partin at Stetson	Jan. 31, 2009
13	Catie Woods vs Campbell	Jan. 5, 2006
13	Dana Carrigan vs Georgetown	Nov. 27, 2005
13	Anna Bowers vs ETSU	Mar. 2, 2011
13	Anna Bowers vs Campbell	Jan. 17, 2011
12	Courtney Boynton at Stetson	Feb. 10, 2005

Three-Point Field Goals Percentage (min of 5 attempts)

100%	Jenna Bartsokas at Arkansas (5-of-5)	Nov. 11, 2007
.833	Dana Carrigan vs Mercer (5-of-6)	Jan. 11, 2007
.800	5 Tied	

Three-Point Field Goals Made Without Miss

5	Jenna Bartsokas at Arkansas	Nov. 11, 2007
---	-----------------------------	---------------

Most Free Throws Made

12	Jenna Bartsokas vs Belmont	Jan. 11, 2010
12	Jenna Bartsokas vs Tennessee Tech	Nov. 18, 2010
10	Penny Jones vs ETSU	Feb. 3, 2007
9	Angie Ester vs Centenary	Feb. 13, 2003
9	Katie Beth Pate at Belmont	Dec. 6, 2004
9	Kaleigh Gossman vs Memphis	Nov. 25, 2005
9	Miriam McAlister vs FAU	2-Mar-06
9	Jillian Partin vs Stetson	Feb. 2, 2008
9	Jillian Partin vs Belmont	6-Mar-08
9	Jillian Partin at Belmont	Jan. 12, 2009

Most Free Throws Attempted

16	Jillian Partin at Campbell	Jan. 7, 2008
14	Jenna Bartsokas vs Belmont	Jan. 11, 2010
14	Jenna Bartsokas vs Tennessee Tech	Nov. 18, 2010
13	Katie Beth Pate at FAU	Dec. 2, 2004
13	Katie Beth Pate at Kennesaw State	Dec. 1, 2005
13	Miriam McAlister vs Jacksonville	Jan. 28, 2006
13	Jillian Partin vs UT Martin	Nov. 20, 2008
12	Katie Beth Pate vs UCF	Feb. 7, 2004
12	Penny Jones vs Stetson	Jan. 22, 2005
12	Jillian Partin vs Belmont	Mar. 6, 2008
12	Jillian Partin at Belmont	Jan. 12, 2009

Free Throw Percentage (min 7 made)

1.00	Penny Jones vs ETSU (10-of-10)	Feb. 3, 2007
1.00	Miriam McAlister vs FAU (9-of-9)	Mar. 2, 2006
1.00	Lindsay Daly vs Troy (8-of-8)	Mar. 11, 2004
1.00	Morgan Faulkner at Jacksonville (8-of-8)	Feb. 5, 2011
1.00	Jillian Partin at Jacksonville (7-of-7)	Dec. 6, 2008

Blocks

8	Katie Beth Pate vs Fisk	Jan. 28, 2003
8	Katie Beth Pate at Belmont	Dec. 6, 2004
8	Katie Beth Pate vs FAU	Feb. 9, 2004
8	Katie Beth Pate vs Georgia State	Feb. 19, 2004
7	Jess Reece vs ETSU	Feb. 19, 2011
5	Miriam McAlister vs Bowling Green St.	Nov. 15, 2007

Steals

10	Courtney Boynton vs Fisk	Dec. 7, 2004
8	Miaca Bowman vs Campbell	Jan. 17, 2011
8	Miaca Bowman vs Mercer	Dec. 4, 2010
7	Dana Carrigan vs North Florida	Dec. 2, 2006
7	Jenna Bartsokas vs Fisk	Nov. 13, 2007
7	Jillian Partin at Campbell	Jan. 7, 2008

Assists

12	Kendra Ramsey at Campbell	Feb. 14, 2004
9	Catie Woods at Stetson	Feb. 10, 2005
8	Lynn Roller vs Fisk	Jan. 28, 2003
8	Dana Carrigan vs Campbell	Jan. 5, 2006
8	Miaca Bowman vs Tennessee State	Nov. 29, 2008
7	5 Tied	

Most Points Scored

123	vs. Fisk	Nov. 13, 2007
106	vs. Lees-McRae	Nov. 18, 2001
94	vs. USC Upstate	Feb. 15, 2009
93	vs. Fisk	Nov. 20, 2006
92	vs. Fisk	Dec. 7, 2004

Fewest Points Scored

34	at Kent State	Nov. 18, 2005
36	at Dayton	Dec. 28, 2008
37	at Vanderbilt	Dec. 22, 2007
39	vs. Arkansas	Nov. 17, 2006
41	at South Alabama	Dec. 22, 2010

Most Opponent Points

109	at Vanderbilt	Dec. 20, 2006
101	at Wake Forest	Dec. 19, 2005
95	at ETSU	Jan. 22, 2011
92	6 Games Tied	
91	at North Carolina	Dec. 28, 2004
91	at Miami	Jan. 1, 2011

Fewest Opponents Points

22	vs. Fisk	Nov. 13, 2007
35	vs. Fisk	Nov. 20, 2006
37	vs. Stetson	Feb. 2, 2006
38	vs. IPFW	Jan. 12, 2002
39	vs. Georgia State	Feb. 19, 2004

Most Field Goals Made

53	vs. Fisk	Nov. 13, 2007
39	vs. Gardner-Webb	Feb. 9, 2002
37	vs. Lees-McRae	Nov. 18, 2001
37	vs. Fisk	Jan. 28, 2003
35	vs. USC Upstate	Feb. 15, 2009

Most Field Goals Attempted

93	vs. Fisk	Nov. 13, 2007
83	at Stetson	Feb. 10, 2005
77	vs. IPFW	Jan. 12, 2002
77	vs. Fisk	Dec. 7, 2004
73	vs. Fisk	Jan. 28, 2003

Field Goal Percentage

570 (53-of-93)	vs. Fisk	Nov. 13, 2007
569 (29-of-51)	vs. Jacksonville	Jan. 20, 2005
549 (39-of-71)	vs. Gardner-Webb	Feb. 9, 2002
541 (33-of-61)	at Valparaiso	Dec. 29, 2001
538 (35-of-65)	USC Upstate	Feb. 15, 2009

Three-Point Field Goals Made

15	vs. Mercer	Jan. 11, 2007
14	at Stetson	Jan. 3, 2011
13	vs. Belmont	Feb. 4, 2004
12	vs. Mercer	Feb. 22, 2004

Three-Point Field Goals Attempted

37	at Stetson	Jan. 31, 2009
36	vs. Presbyterian College (neutral site)	Nov. 22, 2009
35	vs. Mercer	Dec. 4, 2010
34	vs. ETSU	Mar. 3, 2011
29	at Mercer	Dec. 3, 2009
29	vs. Belmont	Feb. 4, 2004

Three-Point Field Goal Percentage

600 (9-of-15)	at Gardner-Webb	Jan. 15, 2008
600 (15-of-25)	vs. Mercer	Jan. 11, 2007
550 (11-of-20)	at IPFW	Feb. 16, 2002
533 (8-of-15)	vs. Jacksonville	Jan. 8, 2011
526 (10-of-19)	at UCF	Jan. 29, 2004

Free Throws Made

31	at Belmont	Jan. 12, 2009
28	at Stetson	Dec. 29, 2002
28	vs. Florida Atlantic	Mar. 2, 2006
27	vs. UT-Martin	Nov. 20, 2008
27	vs. Kentucky (neutral site)	Nov. 25, 2007
26	vs. Morris Brown	Feb. 2, 2002
26	vs. Georgia State	Feb. 19, 2005

Free Throws Attempted

41	at Belmont	Jan. 12, 2009
39	vs. UT Martin	Nov. 20, 2008
39	vs. Georgia State	Feb. 19, 2005
38	vs. Florida Atlantic	Mar. 2, 2007
37	4 Games	

Free Throw Percentage

100% (15-of-15)	at Jacksonville	Dec. 6, 2008
100% (14-of-14)	vs. Gardner-Webb	Dec. 29, 2008
100% (12-of-12)	at ETSU	Jan. 17, 2009
100% (11-of-11)	vs. UNF	Jan. 10, 2011
100% (10-of-10)	at Mercer	Feb. 19, 2009

Rebounds

67	vs. Fisk	Nov. 13, 2007
65	vs. Gardner-Webb	Jan. 24, 2004
60	vs. Troy	Feb. 7, 2005
59	at Stetson	Feb. 10, 2005
57	vs. Fisk	Nov. 20, 2006

Assists

26	vs. Fisk	Dec. 7, 2004
26	vs. Fisk	Nov. 13, 2007
25	at Campbell	Feb. 14, 2004
25	vs. Fisk	Nov. 20, 2006
24	vs. Gardner-Webb	Feb. 9, 2002
24	vs. Lees-McRae	Nov. 18, 2001

Steals

21	vs. Texas-Pan Am	Feb. 14, 2002
21	vs. Fisk	Dec. 7, 2004
21	vs. Fisk	Nov. 13, 2007
19	4 Games	

Blocked Shots

10	vs. Florida Atlantic	Feb. 9, 2004
10	at ETSU	Jan. 22, 2011
9	at Mercer	Jan. 12, 2006
9	vs. ETSU	Feb. 19, 2011
8	10 Games	

Fouls

27	at Vanderbilt	Dec. 22, 2007
27	at Gardner-Webb	Jan. 5, 2008
27	at Kennesaw State	Dec. 5, 2009
26	at Stetson	Feb. 10, 2005
26	at Campbell	Jan. 25, 2007

Turnovers

43	at Kennesaw State	Dec. 1, 2005
38	at Wake Forest	Dec. 19, 2005
34	at Southeast Missouri State	Dec. 5, 2002
33	vs. Arkansas	Nov. 17, 2006
33	at North Carolina	Dec. 28, 2004

2011-12 LIPSCOMB INDIVIDUAL STATS

RECORD:	OVERALL	HOME	AWAY	NEUTRAL
ALL GAMES	0-5	0-2	0-3	0-0
CONFERENCE	0-0	0-0	0-0	0-0
NON-CONFERENCE	0-5	0-2	0-3	0-0

#	Player	gp-gs	min	avg	Total		3-Point		F-Throw		Rebounds				pf	dq	a	to	blk	stl	pts	avg			
					fg-fga	fg%	3fg-fga	3fg%	ft-fa	ft%	off	def	tot	avg											
02	BOWERS, Anna	5-5	154	30.8	23-63	.365	11-32	.344	12-21	.571	4	15	19	3.8	13	0	15	14	0	7	69	13.8			
30	PHILLIPS, Hannah	5-5	137	27.4	20-48	.417	1-9	.111	14-24	.583	11	22	33	6.6	12	0	11	13	3	9	55	11.0			
34	FAULKNER, Morgan	5-5	149	29.8	15-39	.385	8-16	.500	2-5	.400	0	11	11	2.2	13	0	10	23	1	8	40	8.0			
40	DUERK, Brittany	5-4	120	24.0	10-22	.455	0-0	.000	5-7	.714	5	13	18	3.6	6	0	2	6	0	1	25	5.0			
22	SMITH, O'Neisha	5-2	82	16.4	9-22	.409	0-1	.000	6-11	.545	10	12	22	4.4	15	0	1	16	2	4	24	4.8			
10	NELSON, Haley	5-0	77	15.4	7-17	.412	4-10	.400	0-5	.000	2	3	5	1.0	7	0	8	11	0	2	18	3.6			
44	MCMEANS, Chelsea	4-0	34	8.5	4-7	.571	2-2	1.000	4-4	1.000	0	9	9	2.3	3	0	1	3	1	0	14	3.5			
42	REECE, Jess	5-0	46	9.2	6-12	.500	0-0	.000	4-8	.500	4	6	10	2.0	14	1	2	8	5	2	16	3.2			
54	THORNSBERRY, Erik	5-2	65	13.0	4-10	.400	1-1	1.000	3-10	.300	8	6	14	2.8	11	0	1	5	1	2	12	2.4			
04	WRIGHT, Jana	4-0	10	2.5	3-8	.375	0-0	.000	2-2	1.000	1	2	3	0.8	0	0	0	0	0	1	8	2.0			
51	ROBINSON, Sasha	5-2	49	9.8	4-14	.286	0-0	.000	0-2	.000	8	8	16	3.2	10	0	1	4	0	1	8	1.6			
20	BURNETTE, Shanice	5-0	76	15.2	3-12	.250	2-8	.250	0-1	.000	1	8	9	1.8	3	0	4	9	0	1	8	1.6			
24	FAVORS, Kateca	1-0	1	1.0	0-0	.000	0-0	.000	0-0	.000	0	0	0	0.0	0	0	0	0	0	0	0	0.0			
Team											10	12	22												3
Total.....		5	1000	108-274		.394	29-79	.367	52-100	.520	64	127	191	38.2	107	1	56	115	13	38	297	59.4			
Opponents.....		5	1000	126-307		.410	19-69	.275	91-136	.669	78	128	206	41.2	91	-	56	76	20	60	362	72.4			

Score by Periods	1st	2nd	Totals
Lipscomb	150	147	297
Opponents	173	189	362

2011-12 LIPSCOMB TEAM GAME BY GAME

Opponent	Date	Score	L	Total		3-Pointers		Free throws		Rebounds				pf	a	t/o	blk	stl	pts	avg
				fg-fga	pct	3fg-fga	pct	ft-fa	pct	off	def	tot	avg							
AIR FORCE	11/11/11	59-68	L	18-54	.333	4-12	.333	19-31	.613	13	28	41	41.0	24	10	23	3	8	59	59.0
AUSTIN PEAY	11/14/11	58-61	L	21-48	.438	8-22	.364	8-18	.444	11	30	41	41.0	24	14	25	3	9	58	58.5
at Tennessee State	11/17/11	54-80	L	18-53	.340	5-11	.455	13-22	.591	14	27	41	41.0	19	9	25	3	7	54	57.0
at Alabama A&M	11/19/11	54-72	L	23-62	.371	5-17	.294	3-13	.231	17	22	39	40.5	24	9	19	2	6	54	56.2
at Jacksonville State	11/21/11	72-81	L	28-57	.491	7-17	.412	9-16	.563	9	20	29	38.2	16	14	23	2	8	72	59.4
Lipscomb		297		108-274	.394	29-79	.367	52-100	.520	64	127	191	38.2	107	56	115	13	38	297	59.4
Opponents		362		126-307	.410	19-69	.275	91-136	.669	78	128	206	41.2	91	56	76	20	60	362	72.4

Games played: 5
 Points/game: 59.4
 FG Pct: 39.4
 3FG Pct: 36.7
 FT Pct: 52.0

Rebounds/game: 38.2
 Assists/game: 11.2
 Turnovers/game: 23.0
 Assist/turnover ratio: 0.5
 Steals/game: 7.6
 Blocks/game: 2.6

2011-12 LIPSCOMB GAME-BY-GAME HIGHS

Opponent	Date	Score		Total		3-Pointers		Free throws		Rebounds				pf	a	t/o	blk	stl	pts	avg
				fg-fga	pct	3fg-fga	pct	ft-fta	pct	off	def	tot	avg							
AIR FORCE	11/11/11	59-68	L	18-54	.333	4-12	.333	19-31	.613	13	28	41	41.0	24	10	23	3	8	59	59.0
AUSTIN PEAY	11/14/11	58-61	L	21-48	.438	8-22	.364	8-18	.444	11	30	41	41.0	24	14	25	3	9	58	58.5
at Tennessee State	11/17/11	54-80	L	18-53	.340	5-11	.455	13-22	.591	14	27	41	41.0	19	9	25	3	7	54	57.0
at Alabama A&M	11/19/11	54-72	L	23-62	.371	5-17	.294	3-13	.231	17	22	39	40.5	24	9	19	2	6	54	56.2
at Jacksonville State	11/21/11	72-81	L	28-57	.491	7-17	.412	9-16	.563	9	20	29	38.2	16	14	23	2	8	72	59.4
Lipscomb		297		108-274	.394	29-79	.367	52-100	.520	64	127	191	38.2	107	56	115	13	38	297	59.4
Opponents		362		126-307	.410	19-69	.275	91-136	.669	78	128	206	41.2	91	56	76	20	60	362	72.4

Games played: 5
 Points/game: 59.4
 FG Pct: 39.4
 3FG Pct: 36.7
 FT Pct: 52.0

Rebounds/game: 38.2
 Assists/game: 11.2
 Turnovers/game: 23.0
 Assist/turnover ratio: 0.5
 Steals/game: 7.6
 Blocks/game: 2.6



2

ANNA BOWERS • G

	MIN	PTS	REB	AST	FG%	3FG%	FT%
SEASON	30.8	13.8	3.8	3.0	.365	.344	.571
CAREER	23.0	8.8	2.7	1.3	.321	.311	.694

5-7 • SR • NASHVILLE, TENN. • ENSWORTH HS
PRESEASON ALL-ATLANTIC SUN SELECTION
 • Scored a career-high 27 points and career-high eight rebounds against Alabama A&M 11/22/10
 • Leading returning scorer from 2010-11
 • Father (Ricky) played basketball at Lipscomb



4

JANA WRIGHT • G

	MIN	PTS	REB	AST	FG%	3FG%	FT%
SEASON	2.5	2	0.8	0.0	.375	.000	1.000
CAREER	2.5	2	0.8	0.0	.375	.000	1.000

5-7 • FR • MIAMI, FLA. • NORLAND HS
 • Three-time All-District Selection
 • Miami Sports Society HS Outstanding Athlete Award 2011
 • Brother (Jorge Jr.) plays football at West Virginia



10

HALEY NELSON • G

	MIN	PTS	REB	AST	FG%	3FG%	FT%
SEASON	15.4	3.6	1.0	1.6	.412	.400	.000
CAREER	6.3	1.3	0.5	0.5	.344	.333	.462

5-5 • SO • WHITE PINE TENN. • JEFFERSON COUNTY HS
 • Set career highs for points (10) and rebounds (3) in the season opener against Air Force
 • Saw limited action as a freshman
 • Saw the floor in 19 games



20

SHANICE BURNETTE • G

	MIN	PTS	REB	AST	FG%	3FG%	FT%
SEASON	15.2	1.6	1.8	0.8	.250	.250	.000
CAREER	15.2	1.6	1.8	0.8	.250	.250	.000

5-10 • FR • WINCHESTER, TENN. • FRANKLIN COUNTY HS
 • All-District Selection
 • Team Captain as a senior




22

O'NEISHA SMITH • P/W

	MIN	PTS	REB	BLK	FG%	3FG%	FT%
SEASON	16.4	4.8	4.4	0.4	.409	.000	.545
CAREER	8.1	2.7	1.9	0.2	.431	.000	.667

5-10 • SO • DOUGLASVILLE, GA. • CHAPEL HILL HS
 • Hauled in a career-high 11 rebounds against Alabama A&M 11/19/11
 • Saw limited action as a freshman
 • Played in 18 games last season




24

KATECA FAVORS • P

	MIN	PTS	REB	AST	FG%	3FG%	FT%
SEASON	1.0	-	-	-	-	-	-
CAREER	1.0	-	-	-	-	-	-

5-11 • FR • DOUGLASVILLE, GA. • ALEXANDER HS
 • All-District Selection
 • Three-time letterwinner at AHS
 • Also starred for the AHS track team




30

HANNAH PHILLIPS • W

	MIN	PTS	REB	AST	FG%	3FG%	FT%
SEASON	27.4	11.0	6.6	2.2	.417	.111	.583
CAREER	24.8	7.2	4.4	2.1	.352	.220	.667

5-11 • JR • BRENTWOOD, TENN. • BRENTWOOD HS
 • Scored a career-high 19 points at Jacksonville St, 11/19/11
 • Has started all five games in 2011-12
 • Has played in all 65 games in her two years at Lipscomb
 • Finished second on the team in 2010-11 with 147 rebounds
 • Two-time Atlantic Sun All Academic Team



32

LEAH McALISTER • W

	MIN	PTS	REB	AST	FG%	3FG%	FT%
SEASON	-	-	-	-	-	-	-
CAREER	13.7	4.1	3.2	0.8	.388	.325	.544

5-9 • SR • NASHVILLE, TENN. • EZELL-HARDING CHRISTIAN
 • Started 11 contests for the Lady Bisons last season
 • Missed the final nine games of 2010-11 with injury
 • Three-time Atlantic Sun All Academic Team



34

MORGAN FAULKNER • G

	MIN	PTS	REB	AST	FG%	3FG%	FT%
SEASON	29.8	8.0	2.2	2.0	.385	.500	.400
CAREER	13.8	4.1	1.9	0.9	.346	.283	.614

5-9 • JR • JACKSON, TENN. • MADISON ACADEMIC MAGNET
 • Played in 15 games last season after missing the first half of the season with injury
 • Two-time Atlantic Sun All Academic Team
 • Mother (Libby) played basketball for UT-Martin




40

BRITTANY DUERK • P

	MIN	PTS	REB	BLK	FG%	3FG%	FT%
SEASON	24.0	4.9	3.6	0.0	.455	.000	.714
CAREER	23.8	4.9	4.5	0.2	.439	.000	.688

6-0 • SR • AUBURN, ALA. • AUBURN HIGH SCHOOL
 • Led the team in rebounding last season with 164
 • Started all 30 contests as a junior
 • Scored in double figures four times
 • Three-time Atlantic Sun All Academic Team




42

JESS REECE • P

	MIN	PTS	REB	BLK	FG%	3FG%	FT%
SEASON	9.2	3.2	2.0	1.0	.500	.000	.500
CAREER	16.6	5.0	2.7	1.5	.400	.000	.700

6-3 • SO • WEAVERVILLE, N.C. • VERITAS CHRISTIAN ACADEMY
 • Started 15 games as a freshman, played in 27
 • Scored in double figures three times
 • Had three or more blocks eight times
 • Led the team in blocks with 44
 • Atlantic Sun All Academic Team




44

CHELSEA McMEANS • P

	MIN	PTS	REB	BLK	FG%	3FG%	FT%
SEASON	8.5	3.5	2.3	0.2	.571	1.000	1.000
CAREER	10.0	2.8	2.3	0.1	.389	.385	.729

6-2 • JR • LAVERNIA, TEXAS. • LAVERNIA HS
 • Played in 22 games as a sophomore last season
 • Two-time Atlantic Sun All Academic Team



51

SASHA ROBINSON • P

	MIN	PTS	REB	BLK	FG%	3FG%	FT%
SEASON	9.8	1.6	3.2	0.0	.286	.000	.000
CAREER	9.8	1.6	3.2	0.0	.286	.000	.000

6-1 • FR • MARIETTA, GA. • ST. FRANCIS HS
 • Captained her team to the first championship in the Daytona Beach Sunshine Classic by a Georgia team
 • Team MVP in 2009-10
 • Also ran track and played volleyball at St. Francis



54

ERIKA THORNSBERRY • P

	MIN	PTS	REB	BLK	FG%	3FG%	FT%
SEASON	13.0	2.4	2.8	0.2	.400	1.000	.300
CAREER	13.0	2.4	2.8	0.2	.400	1.000	.300

6-2 • FR • ST. MARY'S, OHIO. • ST. MARY'S MEMORIAL HS
 • Honorable mention All-State selection
 • Tallied 1,093 points, fifth most in school history
 • Captained her team to the 2011 Western Buckeye League Championship