

MIZZOU

FOOTBALL

TOP ACADEMIC PROGRESS RATING IN THE SEC // FOUR CONFERENCE DIVISIONAL TITLES IN THE LAST SEVEN SEASONS

MISSOURI TIGERS (5-2, 2-1)

VS

VANDERBILT COMMODORES (2-5, 0-4)



GAME EIGHT

SATURDAY, OCT. 25 // 3 P.M. CT // MEMORIAL STADIUM/FAUROT FIELD

@MIZZOUFOOTBALL

| | |
|------------------------|-----|
| 2014 Record | 5-2 |
| 2014 SEC Record | 2-1 |
| Home Record in 2014 | 2-2 |
| Away Record in 2014 | 3-0 |
| Neutral Record in 2014 | 0-0 |

| | |
|---------------|-------------------------|
| Head Coach | Gary Pinkel |
| School Record | 107-65 (14th season) |
| Career Record | 180-102-1 (24th season) |

Current Yardage Leaders

| | |
|-----------|------------------|
| Pass Yds. | Mauk (1227) |
| Rush Yds. | Hansbrough (485) |
| Rec. Yds. | Sasser (477) |

@VandyFootball

| | |
|------------------------|-----|
| 2014 Record | 2-5 |
| 2014 SEC Record | 0-4 |
| Home Record in 2014 | 2-3 |
| Away Record in 2014 | 0-2 |
| Neutral Record in 2014 | 0-0 |

| | |
|---------------|------------------|
| Head Coach | Derek Mason |
| School Record | 2-5 (1st season) |
| Career Record | Same |

Current Yardage Leaders

| | |
|-----------|----------------|
| Pass Yds. | Freebeck (376) |
| Rush Yds. | Webb (555) |
| Rec. Yds. | Duncan (322) |

WITH A TIGER VICTORY, MIZZOU WOULD...

- Reach six wins for the 10th time in head coach Gary Pinkel's 14-season tenure.
- Win its second consecutive game against Vanderbilt after last season's 51-28 win on the road in Nashville.
- Improve the all-time series against the Commodores to 4-2-1. Missouri claimed two wins over Vanderbilt in the 1890s (16-0, 1895; 26-6, 1896).
- Improve to 108-65 under Pinkel, who became Mizzou's all-time winningest coach with No. 102, the Tigers' Cotton Bowl victory over Oklahoma State to close the 2013 season.

TIGERS TO KNOW...



90 • HAROLD BRANTLEY • SO • DL

- Third-straight game with a sack in the 42-13 win at Florida.
- Six total stops in the win over the Gators, as well as a blocked PAT.

6 • MARCUS MURPHY • SR • TB

- First Tiger ever to score by rush, punt return and kick return in a single game at Florida.
- Career-best 224 AP yds. at UF.

56 • SHANE RAY • JR • DE

- Fourth 2.0-sack game of 2014 at Florida, with a sack/strip resulting in TD return for Golden.
- Also recorded a PBU and QBH.

FOLLOW #MIZZOU...

ON TELEVISION: SEC Network, 3 p.m. CT

- Tom Hart (Play-by-Play); Matt Stinchcomb (Color Analyst); Kayce Smith (Sideline); Nicholas Rud (Producer); Dan McVan (Dir.)

ON RADIO: Mizzou Radio Network

- Mike Kelly (Play-by-Play); Howard Richards (Color Analyst); Chris Gervino (Sideline); Scotty Cox (Producer); Matt Winegardner (Director)
- Sirius (93); XM (190)

ONLINE: @MizzouFootball, MUTigers.com, Mizzou.Statbroadcast.com

2014 // SCHEDULE

| Date | Opponent | TV | Score/Time |
|-----------------|------------------------------|--------------|------------------|
| Aug. 30 | (24) South Dakota St. | ESPNU | W, 38-18 |
| Sept. 6 | (22) Toledo | ESPN | W, 49-24 |
| Sept. 13 | (20) UCF | SECN | W, 38-10 |
| Sept. 20 | (18) Indiana | SECN | L, 31-27 |
| Sept. 27 | South Carolina * (13) | ESPN | W, 21-20 |
| Oct. 11 | (23) Georgia * (13) | CBS | L, 34-0 |
| Oct. 18 | Florida * | ESPN2 | W, 42-13 |
| Oct. 25 | Vanderbilt * | SECN | 3 p.m. |
| Nov. 1 | Kentucky * | SECN | 3 p.m. |
| Nov. 15 | Texas A&M * | | TBA |
| Nov. 22 | Tennessee * | | TBA |
| Nov. 28 | Arkansas * | CBS | 1:30 p.m. |

Bold denotes home
* SEC Game
All times central

VANDERBILT // SCHEDULE

| Date | Opponent | Score/Time |
|-----------------|----------------------------|-----------------|
| Aug. 28 | Temple | L, 37-7 |
| Sept. 6 | Ole Miss * | L, 41-3 |
| Sept. 13 | Massachusetts | W, 34-31 |
| Sept. 20 | South Carolina * | L, 48-34 |
| Sept. 27 | Kentucky * | L, 17-7 |
| Oct. 4 | Georgia * | L, 44-17 |
| Oct. 11 | Charleston Southern | W, 21-20 |
| Oct. 25 | Missouri * | 3 p.m. |
| Nov. 1 | Old Dominion | 6 p.m. |
| Nov. 8 | Florida * | TBD |
| Nov. 22 | Mississippi State * | TBD |
| Nov. 29 | Tennessee * | TBD |

Bold denotes home
All times central

MIZZOU COACHING STAFF

| IN-GAME ON FIELD | | IN THE COACHES BOOTH | |
|-------------------|-----------------|----------------------|-------------------|
| Gary Pinkel | Head Coach | Cornell Ford | Cornerbacks |
| Andy Hill | Assoc. HC/QB | Josh Henson | Off. Coord./TE/OL |
| Brian Jones | Tailbacks | Alex Grinch | Safeties |
| Craig Kulligowski | Defensive Line | Pat Washington | Wide Receivers |
| Dave Steckel | Assoc. HC/DC/LB | | |
| A.J. Ricker | Off. Line | | |

@MIZZOUFOOTBALL

/MIZZOU MADE

@MIZZOUFOOTBALL

MEDIA PROCEDURES

MONDAY

3:30 p.m. - News Conference w/Head Coach Gary Pinkel (MATC Complex)

4 p.m. - Requested players/assistants (MATC)

TUESDAY

10-11 a.m. - Gary Pinkel phone calls (Reserved through SID)

3:30 p.m. - Practice open for first half-hour (photography permitted)

WEDNESDAY

9:30-10:30 a.m. - Gary Pinkel phone calls (Reserved through SID)

11:10 a.m. - Gary Pinkel on SEC Coaches' Weekly Teleconference

GAME CREDENTIALING

Credentials for the Mizzou 2014 home season may be requested online at www.mutigers.com. On the front page, mouse over the "Athletics" link, and click on the "Media Center" link to access the password-protected credentialing site. Password information can be obtained by contacting Kevin Fletcher (fletcherk@missouri.edu).

MIZZOU STRATEGIC COMMUNICATIONS

Mizzou Media Relations personnel assisting you with your coverage of the Mizzou Football team are Associate Athletics Director for Strategic Communications **Chad Moller** and Assistant Director of Strategic Communications **Patrick Crawford**.

STAFF DIRECTORY

Chad Moller - Associate Athletics Director

(W) 573/882-0712 (Cell) 573/268-3110

Patrick Crawford - Assistant Director

(W) 573/882-2531 (Cell) 573/808-6050

Dave Reiter - Assistant Athletics Director

Kate Lakin - Associate Director

Shawn Davis - Assistant Director

Jenny Dewar - Assistant Director

Ali Fisher - Associate

Andy Oldenburg - Associate

Sam Rinkus - Associate

Faurot Press Box-573/882-7311 or 7312

MIZZOU HOSTS VANDERBILT FOR 2014 HOMECOMING

• The Missouri Tigers (5-2 overall, 2-1 in SEC play), return home for the annual Homecoming game this Saturday afternoon, when they will take on the Vanderbilt Commodores (2-5, 0-4) at Faurot Field/Memorial Stadium. Kickoff is set for 3 p.m. CT, with the game being televised on the SEC Network...

• The Tigers are coming off a dominating 42-13 road win at Florida last Saturday, in a game which saw four of Mizzou's five touchdowns come via special teams and defense. The game started with a bang, as senior TB Marcus Murphy ran the opening kickoff back 96 yards for a lightning-quick 7-0 lead. Murphy would later extend the lead to 14-0 in the 1st quarter on a 5-yard run after the Tiger defense forced a fumble on a sack deep in Gator territory, on the way to a 20-0 halftime lead. Murphy would open the 2nd half with an 82-yard punt return score and the Tiger defense forced the issue with a pair of defensive scores on consecutive series to push the lead to 42-0 with 5:57 left in the 3rd...

• Vanderbilt is coming off of a bye week after the Commodores posted a 21-20 win on Oct. 11th against Charleston Southern. Vandy dropped its first two games of the 2014 season to Temple (L, 37-7) and Ole Miss (L, 41-3), then claimed a 34-31 win over Massachusetts to get first-year Coach Derek Mason his first career victory on Sept. 13th. Vanderbilt next hung tough in close losses to South Carolina (L, 48-34) and at Kentucky (L, 17-7), before they dropped a 44-17 game at Georgia.

ROAD TEAM RULES IN MIZZOU-VANDY SERIES

• Mizzou and Vanderbilt have only played six times previously (Mizzou holds a 3-2-1 series edge currently), but the Tigers are hoping to reverse a series trend that has seen the home team win only once. That one home win came in 1895, when MU claimed a 16-0 win in Columbia. In 1896, MU won by a 26-6 count, but that game was played in St. Louis.

• Later on, when the teams played in Columbia in consecutive years in 1957-1958, the first game ended in a 7-7 tie, while the next year saw Vanderbilt return to notch a 12-8 win.

• The series was dormant until Mizzou joined the SEC in 2012, and the road team has won each of the two league meetings, with Vanderbilt taking a 19-15 win in Columbia in 2012. Mizzou returned the favor in a big way last year, as the Tigers raced to a 51-28 win in Nashville.

HOMECOMING RETURNS FOR ITS 103RD CELEBRATION AT MIZZOU

• Legend says that the Homecoming tradition got its start at the University of Missouri in 1911, thanks to the vision and efforts of Chester L. Brewer, MU's Director of Athletics at the time. Although Illinois staged a similar celebration in 1910, Missouri claims its 1911 effort as one of the first formal Homecoming celebrations surrounding a football game...

• That year, the Missouri-Kansas game was to be played on a college campus for the first time ever. Previously, the game had been played in either Kansas City or St. Joseph, and Missouri trailed in the series by a 12-5-3 count at the time...

• Brewer wanted to add some spice to the season-ending game in Columbia, so he issued a plea to Mizzou alumni and especially to former Tiger football players to "Come Home" for the game. They did just that, with a record crowd of 9,000 overflowing old Rollins Field...

• With four minutes to play, and MU trailing by three, Tiger captain Glen Shuck booted a tying field goal from a difficult angle. Then, little Billy Brees caught a rampaging KU fullback in the open field in the final seconds to preserve the tie, and was carried off the field a hero...

• Hence, "Homecoming" was born. MU has a 59-38-5 record in Homecoming games over the years. Not surprisingly, former rival Kansas has been its most common opponent for the game - with MU holding an 18-7-2 edge in 27 such meetings - although the two did not meet on Homecoming from 1960 until 2000 in Columbia...

• Mizzou has won 9 of its last 12 Homecoming games, including a landmark 36-27 win over BCS #1-ranked Oklahoma in 2010 (36-27). The Tigers also got their first-ever SEC win in the 2012 Homecoming tilt against Kentucky (a 33-10 Tiger victory). Mizzou's last loss on Homecoming was a 27-24 double overtime defeat last year at the hands of South Carolina...

• For a full schedule of 2014 Homecoming events, please visit www.mizzou.com...

MIZZOU IN HOMECOMING UNDER PINKEL

| | |
|-------------|------------------------------|
| 2013 | SOUTH CAROLINA 27, MU 24 20T |
| 2012 | MU 33, KENTUCKY 10 |
| 2011 | MU 52, IOWA STATE 17 |
| 2010 | MU 36, OKLAHOMA 27 |
| 2009 | TEXAS 41, MU 7 |
| 2008 | MU 58, COLORADO 0 |
| 2007 | MU 41, TEXAS TECH 10 |
| 2006 | MU 41, KANSAS STATE 21 |
| 2005 | MU 27, IOWA STATE 24 OT |
| 2004 | OKLAHOMA ST. 20, MU 17 |
| 2003 | MU 62, TEXAS TECH 31 |
| 2002 | MU 36, KANSAS 12 |
| 2001 | IOWA STATE 20, MU 13 |

MIZZOU NOTABLE PLAYERS

97 • JOSH AUGUSTA • SO • DL

6-4, 335, Peoria, Ill. (Peoria)
Major: Undeclared



| 2014 HIGH | TKLS | TFL | SKS | FF | FR | INT | | | |
|---|------|------|-------|---------|----|-----|----|------|---------|
| 3 | 1.0 | - | 1 | - | 1 | | | | |
| UCF (9/13) TWICE | | | | | | | | | |
| CAREER | 3 | 2.0 | 1.0 | 1 | - | 1 | | | |
| TWICE MURRAY STATE 13 TWICE UCF (9/13) UCF (9/13) | | | | | | | | | |
| YEAR | G-GS | UA-A | Total | TFL-Yds | PD | FF | FR | Blkd | INT-Yds |
| 2013 | 14-0 | 5-4 | 9 | 3.0-8 | 0 | 0 | 0 | 1 | 0 |
| 2014 | 7-0 | 2-7 | 9 | 2.5-18 | - | 1 | - | - | 1-0 |
| TOTAL | 21-0 | 7-11 | 18 | 5.5-26 | 0 | 1 | 0 | 1 | 1-0 |

- Intercepted a deflected UCF pass to make one of the plays of the college football weekend in 3Q action of the 38-10 win (Sept. 13), also making 3 stops and forcing a fumble that was returned 60 yards by Duron Singleton for the final score of the game.
- Two tackles, including 0.5 tackle-for-loss, in the season-opening, 38-18 win vs. South Dakota State (Aug. 30).
- Appeared in all 14 games in 2013 as a true freshman, one of just two Tiger true freshmen to do so.
- Tied his second sack of his first collegiate campaign at home against Arkansas State (Sept. 28, 2013).
- Recorded personal single-game bests of three total tackles, two tackles for loss and one sack in Mizzou's 2013 season-opening game against Murray State (Aug. 31, 2013).

99 • ANDREW BAGGETT • JR • PK

6-1, 215, Lee's Summit, Mo. (North)
Major: Mechanical Engineering



| 2014 HIGH | FG | FGA | LONG | PATs | | | | | | |
|--|-------|------|------|-------|-------|-------|-------|------|---------|-----|
| 2 | 3 | 44 | 7 | | | | | | | |
| INDIANA (9/20) SDSU (8/30) SDSU (8/30) AT TOLEDO (9/6) | | | | | | | | | | |
| CAREER | 5 | 5 | 46 | 8 | | | | | | |
| FLORIDA 13 FLORIDA 13 TWICE SELA 12 | | | | | | | | | | |
| YEAR | FG-GS | Pct. | Long | 20-29 | 30-39 | 40-49 | 50+ | PATs | PTs | |
| 2012 | 14-20 | 70.0 | 46 | 0-0 | 5-6 | 4-5 | 5-9 | 0-0 | 33-37 | 75 |
| 2013 | 18-25 | 72.0 | 46 | 1-1 | 4-7 | 7-9 | 6-8 | 0-0 | 66-69 | 120 |
| 2014 | 6-9 | 66.7 | 44 | 0-0 | 3-3 | 1-2 | 2-3 | 0-1 | 23-23 | 45 |
| TOTAL | 38-54 | 70.4 | 46 | 1-1 | 12-16 | 12-16 | 13-20 | 0-1 | 122-129 | 240 |

- Fifth on Mizzou's all-time career scoring list after 10 points in the win at Florida (Oct. 18), currently with 240 points.
- Successful PAT, the third of the win at USC, was the difference in the 21-20 victory.
- Hit 7-of-7 PATs in the 49-24 win at Toledo (Sept. 6).
- Voted by league media as Third Team Preseason All-SEC.
- His 120 points in 2013 is No. 4 all-time on Mizzou's single-season chart.
- Set new Mizzou record for scoring by a kicker with 18 points in the 36-17 win vs. No. 22 Florida and matched school-record with 5 FG makes (43, 19, 39, 33, 28).
- Career-best in PAT makes remains his 8-for-9 performance in the 62-10 victory over Southeast Louisiana as a freshman in 2012 (Sept. 1).
- Second in the nation in touchbacks with 62 out of 100 attempts in 2013.

77 • EVAN BOEHM • JR • C

6-3, 320, Lee's Summit, Mo. (West)
Major: Agriculture
Last name pronounced: BAY-m



| YEAR | GAMES | STARTS |
|-------|-------|---------|
| 2012 | 12 | 12 (LG) |
| 2013 | 14 | 14 |
| 2014 | 7 | 7 |
| TOTAL | 33 | 33 |

- Helped Mizzou's offense roll to 502 yards of total offense in the 49-24 win at Toledo (Sept. 6).
- Named to the Rimington Trophy and Outland Trophy watch lists in 2014.
- Voted by league media as Third Team Preseason All-SEC.
- Has made 28 consecutive starts since arriving in Columbia in 2012.
- Opened holes throughout 2013 for a lethal Tiger running attack, as Mizzou's rushing offense (237.9 yards per game) ranked 2nd in the SEC and 16th in the NCAA.
- First career game action at center came in start vs. Murray State as a sophomore in 2013 (Aug. 31) after he moved to the position during spring drills in 2013.
- Earned Freshman All-America nods from *College Football News* (First Team) and *Fox Sports* (Second Team).

90 • HAROLD BRANTLEY • SO • DL

6-3, 280, Hershey, Pa. (Hershey)
Major: Psychology



| 2014 HIGH | TKLS | TFL | SKS | PBU | FF | FR | | | |
|---|-------|-------|-------|---------|---------|----|----|----|------|
| 8 | 2.0 | 1.0 | 1 | - | - | - | | | |
| INDIANA (9/20) UGA (10/11) 3 TIMES UCF (9/13) | | | | | | | | | |
| CAREER | 8 | 2.0 | 1.0 | 2 | - | 1 | | | |
| INDIANA 14 TWICE 3 TIMES ASU 13 FLORIDA 2013 | | | | | | | | | |
| YEAR | G-GS | UA-A | Total | TFL-Yds | Sck-Yds | PD | FF | FR | Blkd |
| 2013 | 14-5 | 14-16 | 30 | 5.0-6 | 0.0-0 | 3 | 0 | 1 | 1 |
| 2014 | 7-5 | 13-13 | 26 | 4.0-33 | 3.0-32 | 1 | 0 | 0 | 2 |
| TOTAL | 21-10 | 27-29 | 56 | 9.0-39 | 3.0-32 | 4 | 0 | 1 | 3 |

- Made it three-straight games with a sack in the 42-13 win at Florida (Oct. 18), recording a total of six stops, as well as his third career block on a PAT.
- 7 tackles, including 2.0 TFL and 1.0 sack to tie career bests in the game vs. Georgia (Oct. 11).
- First sack of his career (11 yards lost) in the win at South Carolina (Sept. 27).
- Career-best eight tackles in the game vs. Indiana (Sept. 20), also recording his second career rush (10 yards) to pick up a first down on a fake punt in 3Q.
- Recorded the second blocked FG of his career in the 49-24 win at Toledo (Sept. 6), also recording one tackle.
- Incredible game at No. 24 Ole Miss last season included a blocked FG and a 26-yard rush on a Mizzou fake punt attempt that earned him the SEC's special teams weekly award.
- Redshirt season in 2012.

92 • CHRISTIAN BRINSER • SR • P

6-2, 195, Liberty, Mo. (Liberty)
Degree: Education
Pronounced: BRIN-zur



| 2014 HIGH | PUNTS | YDS | AVG. | LONG | 50+ | I20 | | | |
|--|-------|-------|-------|------|------|-----|----|----|-----|
| 10 | 420 | 46.3 | 59 | 2 | 5 | | | | |
| AT S. CAR. (9/27) AT S. CAR. (9/27) AT UF (10/18) AT UF (10/18) INDIANA (9/20) AT UF (10/18) | | | | | | | | | |
| CAREER | 10 | 420 | 48.7 | 61 | 2 | 5 | | | |
| AT S. CAR. 14 AT S. CAR. 14 ASU 13 UK 13 5 TIMES AT UF 14 | | | | | | | | | |
| Year | GP | Punts | Yards | Avg. | Long | 50+ | TB | FC | I20 |
| 2011 | 1 | 1 | 47 | 47.0 | 47 | 0 | 0 | 0 | 0 |
| 2013 | 14 | 68 | 2790 | 41.0 | 61 | 14 | 6 | 16 | 26 |
| 2014 | 7 | 41 | 1754 | 42.8 | 59 | 5 | 1 | 13 | 14 |
| Career | 22 | 110 | 4591 | 41.7 | 61 | 19 | 7 | 29 | 40 |

- Only one touchback in 41 attempts this season.
- Career-best five punts inside the 20-yard line in the 42-13 win at Florida (Oct. 18), averaging a season-best 46.3 yards on six punts.
- Punted a career-high 10 times for a career-high 420 yards in the win at No. 13 South Carolina (Sept. 27), hitting a 52-yarder among the many boots.
- 2013 SEC Academic Honor Roll selection.
- 7 punts with a 42.0 average, downing 4 inside the 20 and allowing only 1 return against Texas A&M (Nov. 30, 2013) last season.
- Averaged 48.5 yards on four punts with a career-long 61-yard boot in the 48-17 win at Kentucky (Nov. 9, 2013).
- Landed three of his seven punts (38.4 avg.) inside the 20 in the win at No. 7 Georgia (Oct. 12, 2013).
- 2012 SEC Academic Honor Roll selection.

10 • KENTRELL BROTHERS • JR • LB

6-1, 240, Guthrie, Okla. (Guthrie)
Major: Sociology



| 2014 HIGH | TKLS | TFL | SKS | INT | PBU | FF | | |
|---|-------|-------|------|----------|---------|-------|-----|-----|
| 12 | 2.0 | 1.0 | - | 2 | 1 | | | |
| UGA (10/11) AT S. CAR. (9/27) AT UF (10/18) AT UF (10/18) AT S. CAR. (9/27) AT UF (10/18) | | | | | | | | |
| CAREER | 12 | 2.0 | 1.0 | 1 | 2 | 1 | | |
| UGA 14 AT S. CAR. 14 TWICE 3 TIMES TWICE AT UF 14 | | | | | | | | |
| Year | GP-GS | UA-A | TKLS | TFL-Yds. | SKs-Yds | FF-FR | INT | PBU |
| 2012 | 11-0 | 7-7 | 14 | 0.0-0 | 0.0-0 | 0-0 | 0 | 1 |
| 2013 | 14-14 | 40-30 | 70 | 6.5-9 | 1.0-2 | 0-0 | 3 | 3 |
| 2014 | 7-7 | 25-30 | 55 | 3.5-10 | 1.0-5 | 1-0 | 0 | 3 |
| TOTAL | 32-21 | 72-67 | 139 | 10.0-19 | 2.0-7 | 1-0 | 3 | 7 |

- First forced fumble of his career on a sack/strip of UF QB Treon Harris, dropping the Gator for five yards in the 1Q of the 42-13 win.
- Career-high 12 tackles in the game vs. Georgia (Oct. 11).
- Career-best 2.0 TFL among 10 tackles in the win at No. 13 South Carolina (Sept. 27), also making two PBUs.
- Only Mizzou LB to start every game in 2013.
- Tied for team-best with 8 tackles in last season's win vs. Texas A&M (Nov. 30, 2013), which clinched Mizzou's appearance in the SEC Championship Game.
- Third INT came late in the 4Q in the 2013 win at No. 7 Georgia (Oct. 12), and also reset his career-high in tackles with 10 stops.
- Redshirt season in 2011.

MIZZOU NOTABLE PLAYERS

80 • SEAN CULKIN • SO • TE

6-6, 245, Indian Rocks Beach, Fla. (Christian)
Major: Business Administration



| 2014 HIGH | REC. | YDS | LG | TDs | | |
|-----------|----------------------------|-----------------------------|-----------------------------|----------------------------|----|------|
| | 4 <i>INDIANA (9/20)</i> | 45 <i>INDIANA (9/20)</i> | 22 <i>INDIANA (9/20)</i> | 1 <i>INDIANA (9/20)</i> | | |
| CAREER | 4 <i>INDIANA 14</i> | 45 <i>INDIANA 14</i> | 22 <i>INDIANA 14</i> | 1 <i>INDIANA 14</i> | | |
| Year | GP-GS | Rec. | Yds. | Avg. | TD | Long |
| 2013 | 14-1 | 1 | 6 | 6.0 | 0 | 6 |
| 2014 | 7-7 | 8 | 89 | 11.1 | 1 | 22 |
| Career | 21-8 | 9 | 95 | 10.6 | 1 | 22 |

- Made huge 4th down grab at No. 13 South Carolina (Sept. 27) to extend Mizzou's game-winning touchdown drive.
- Set career bests in catches (4), yards (45) and long (22) vs. Indiana (Sept. 20), also catching his first career TD (1-yd) in 4Q action.
- Previous career-long catch (18 yards) in the 38-10 win over UCF (Sept. 13)
- Earned his second career start in the season-opening, 38-18 win vs. South Dakota State (Aug. 30).
- Appeared in every game of the 2013 season for the Black & Gold, primarily contributing on special teams.
- Challenged Coach Pinkel to the ALS Ice Bucket Challenge during 2014 fall training camp.
- Redshirt season in 2012.

7 • KENYA DENNIS • JR • CB

6-0, 200, Leland, Miss. (Leland/Hinds CC)
Major: Parks, Recreation & Tourism



| 2014 HIGH | TKLS | TFL | SKS | INT | PBU | FF | | |
|-----------|-------------------|-----------------------------|---------------------------|----------|---------------------|---------------------------|-----|-------|
| | 8 <i>TWICE</i> | 1.0 <i>AT UF (10/18)</i> | 0.5 <i>SDSU (8/30)</i> | - | 1 <i>3 TIMES</i> | 1 <i>AT UF (10/18)</i> | | |
| CAREER | 8 <i>TWICE</i> | 1.0 <i>AT UF (10/18)</i> | 0.5 <i>SDSU 14</i> | - | 1 <i>3 TIMES</i> | 1 <i>AT UF 14</i> | | |
| Year | GP-GS | TKL | UA-A | TFL-Yds. | Sk-Yds. | INT-Yds. | PBU | FF-FR |
| 2014 | 7-4 | 32 | 23-9 | 0.5-3 | 0.5-3 | 0-0 | 2 | 1-0 |
| Career | 7-4 | 32 | 23-9 | 0.5-3 | 0.5-3 | 0-0 | 2 | 1-0 |

- Back-to-back games of eight tackles, a career-high, with his performance at Florida (Oct. 18), also breaking up a pass and forcing a fumble.
- Eight tackles in start vs. Georgia (Oct. 11).
- Started for the second time in the win at No. 13 South Carolina (Sept. 27), again making 5 tackles and also recording a pass breakup.
- Set a season-best with 5 stops in the Indiana game (Sept. 20).
- Earned the start at CB in the first game of his Mizzou career, the season-opening 38-18 win vs. South Dakota State (Aug. 30).
- Enrolled at Mizzou in the spring of 2014 and participated in practice following his transfer from Hinds Community College (Raymond, Miss.).
- NJCAA Honorable Mention All-American as a sophomore at Hinds, also considered a Top 100 JUCO prospect by *Rivals.com*.

70 • ANTHONY GATTI • SR • LG

6-6, 315, St. Louis, Mo. (Parkway North)
Degree: Agribusiness Management



| YEAR | GAMES | STARTS |
|-------|-------|--------|
| 2011 | 2 | 0 |
| 2012 | 10 | 0 |
| 2013 | 11 | 2 |
| 2014 | 4 | 4 |
| TOTAL | 27 | 6 |

- Suffered a leg injury in his sixth career start for Mizzou vs. Indiana (Sept. 20), and will miss the remainder of the season due to a torn ACL.
- Surpassed his start total from last season (2) with his third start of the season at left guard in the 38-10 win vs. UCF (Sept. 13).
- Helped Mizzou's offense roll to 502 yards of total offense in the 49-24 win at Toledo (Sept. 6).
- Appeared in 11 games last season, which included two starts against Indiana (Sept. 21, 2013) and Arkansas State (Sept. 28, 2013) in place of starter Max Copeland
- Redshirt season in 2010.

1 • JOHN GIBSON • SO • CB

6-0, 190, Missouri City, Texas (Marshall)
Major: General Studies



| 2014 HIGH | TKLS | TFL | SKS | INT | PBU |
|-----------|---------------------|---------|-------|------------------------|-----------------------------|
| | 2 <i>3 TIMES</i> | - | - | - | 2 <i>AT TOLEDO (9/6)</i> |
| CAREER | 3 <i>TWICE</i> | - | - | 1 <i>S. CAR. 13</i> | 2 <i>AT TOLEDO (9/6)</i> |
| Year | GP-GS | Tackles | UA-A | INT-Yds. | PBU |
| 2013 | 12-0 | 14 | 9-5 | 1-0 | 3 |
| 2014 | 7-3 | 12 | 6-6 | 0-0 | 3 |
| Career | 19-3 | 26 | 15-11 | 1-0 | 6 |

- Career-high two PBU in the 49-24 victory at Toledo (Sept. 6).
- Did not start in the season-opening win vs. South Dakota State (Aug. 30), but saw action and made two tackles.
- Saw action in 12 games in 2013, getting more reps as the season went on, and ended with 14 tackles, 3 PBUs and an interception.
- Notched first career interception in showdown vs. No. 20 South Carolina last season.
- Closed the season by making a career-high 3 tackles in the Cotton Bowl win over Oklahoma State.
- Fell on a Texas A&M fumble on a punt return, stripped by Morgan Steward, to continue Mizzou's takeaway streak at 42 consecutive games.
- Redshirt season in 2012.

33 • MARKUS GOLDEN • SR • DE

6-3, 260, St. Louis, Mo. (Affton HS/Hutchinson CC)
Major: General Studies



| 2014 HIGH | TKLS | TFL | SKS | INT | FF | FR | PBU | | |
|-----------|--------------------|---------------------------|-----------------------|-----------------------|-------------------|---------------------------|-------------------|-----|-----|
| | 10 <i>TWICE</i> | 3.0 <i>SDSU (8/30)</i> | 1.5 <i>TWICE</i> | - | - | 1 <i>AT UF (10/18)</i> | 1 <i>TWICE</i> | | |
| CAREER | 10 <i>TWICE</i> | 3.0 <i>SDSU 14</i> | 1.5 <i>3 TIMES</i> | 1 <i>TOLEDO 13</i> | 1 <i>TWICE</i> | 1 <i>TWICE</i> | 1 <i>TWICE</i> | | |
| Year | GP-GS | TKLs | UA-A | TFL-Yds. | SKS-Yds. | FF-FR | PBU | INT | QBH |
| 2012 | 12-0 | 10 | 6-4 | 0.0-0 | 0.0-0 | 1-0 | 0 | 0 | 0 |
| 2013 | 14-0 | 55 | 36-19 | 13.0-62 | 6.5-43 | 1-2 | 0 | 1 | 8 |
| 2014 | 6-6 | 26 | 16-20 | 8.0-37 | 4.0-32 | 0-1 | 2 | - | 3 |
| Career | 32-6 | 101 | 58-43 | 21.0-99 | 10.5-75 | 2-3 | 2 | 1 | 11 |

- Scooped and scored a fumble in 3Q action at Florida (Oct. 18), returning the ball 21 yards to put Mizzou up 35-0 at 7:25.
- Looked 100 percent in the Georgia game (Oct. 11), recording the second 10-tackle game of his career, along with 1.5 TFL and a QBH.
- Returned to action with a start at No. 13 South Carolina, making 4 tackles.
- Missed the Indiana game (Sept. 20) due to a hamstring injury.
- First career game with double digit tackles (10) in his first career start vs. South Dakota State (Aug. 30), with a career-best 3.0 tackles-for-loss.
- Voted a 2014 team co-captain by his fellow Mizzou teammates.
- Named to preseason watch lists for the Bednarik Award, Nagurski Trophy and Hendricks Award, also voted by media as 2nd Team Preseason All-SEC.
- Came to Mizzou from Hutchinson CC, where he redshirted one season (2011) after posting an impressive freshman campaign (2010).

73 • MITCH L. HALL • JR • RG

6-5, 320, Russellville, Ark. (Russellville)
Major: Educational Studies



| YEAR | GAMES | STARTS |
|-------|-------|--------|
| 2013 | 13 | 0 |
| 2014 | 6 | 4 |
| TOTAL | 19 | 4 |

- Helped Mizzou's offense roll to 502 yards of total offense in the 49-24 win at Toledo (Sept. 6).
- Received playing time in 13 of the 14 games in 2013, primarily serving as the No. 2 right guard on the Tiger offensive line, backing up starter Connor McGovern.
- Sat out the 2012 season, after transferring to Mizzou from Ole Miss.
- Redshirted as a true freshman in 2011 at Ole Miss.

MIZZOU NOTABLE PLAYERS

32 • RUSSELL HANSBROUGH • JR • TB

5-9, 190, Arlington, Texas (Bowie)
Major: General Studies



| 2014 HIGH | ATT | YDS | LONG | TD | REC. | | |
|---|-------|-----|------|----|------|-------|-------|
| 20 | 126 | 68 | 3 | 1 | | | |
| <i>SDSU (8/30) SDSU (9/30) INDIANA (9/20) AT S. CAR. (9/27) TWICE</i> | | | | | | | |
| CAREER | 20 | 126 | 68 | 3 | 1 | | |
| <i>SDSU 14 SDSU 14 INDIANA 14 AT S. CAR. (9/27) 4 TIMES</i> | | | | | | | |
| Year | GP-GS | Att | Yds | TD | Lg | Avg/C | Avg/G |
| 2012 | 9-0 | 37 | 139 | 0 | 14 | 3.8 | 15.4 |
| 2013 | 14-0 | 114 | 685 | 4 | 51 | 6.0 | 48.9 |
| 2014 | 7-3 | 88 | 485 | 6 | 68 | 5.5 | 69.3 |
| TOTAL | 30-3 | 239 | 1309 | 10 | 68 | 5.5 | 43.6 |

- Career-high 3 rushing TDs, including the game-tying score at 1:36 4Q, at No. 13 South Carolina (Sept. 27), as well as 43 rushing yards.
- Fourth 100-yard rushing game of his career vs. Indiana (Sept. 20), netting 119 yards on 10 carries, including a career-long 68-yard TD sprint.
- Career game in the 38-18 win vs. SDSU (Aug. 30), setting personal bests in rushing yards (126) and attempts (20) in first career start.
- Mizzou's returning leading rusher with 685 yards on the ground in 2013.
- Average length of his four rushing touchdowns in 2013 was 31.3 yards (3, 51, 26, 45).
- Second career 100-yard game (104 yards, 13 att.) secured with a 45-yard TD sprint late in the 45-28 win at Indiana (Sept. 21, 2013).
- Exploded for 104 yards (8 att.) in the win vs. Murray State (Aug. 31, 2013), using a 51-yard dash to score his second career TD.

91 • CHARLES HARRIS • RSFR • DE

6-3, 235, Kansas City, Mo. (Lincoln Prep)
Degree: Biological Sciences



| 2014 HIGH | TKLS | TFL | SKS | PBU | FF | FR | |
|---|-------|------|------|----------|----------|-----|-------|
| 4 | 2.0 | 1.0 | 1 | - | - | - | |
| <i>IND (9/20) UGA (10/11) TWICE TWICE</i> | | | | | | | |
| CAREER | 4 | 2.0 | 1.0 | 1 | - | - | |
| <i>IND 14 UGA 14 TWICE TWICE</i> | | | | | | | |
| Year | GP-GS | TKLs | UA-A | TFL-Yds. | SKS-Yds. | PBU | FF-FR |
| 2014 | 7-0 | 13 | 8-5 | 3.0-14 | 2.0-11 | 2 | 0-0 |
| Career | 7-0 | 13 | 8-5 | 3.0-14 | 2.0-11 | 2 | 0-0 |

- Season-best 2.0 tackles-for-loss in the game vs. No. 13 Georgia (Oct. 11).
- First sack of career came in the game vs. Indiana (Sept. 20), also making a season-best four tackles.
- Talented young defender who has Tiger coaches eager to see him perform after a productive redshirt year in Mizzou's strength & conditioning program.
- Came to Mizzou mostly known for his basketball exploits at Lincoln Prep in KC and redshirted in 2013.

89 • MATT HOCH • SR • DL

6-5, 295, Harlan, Iowa (Harlan)
Degree: Education Science
Last name pronounced: HOE-k



| 2014 HIGH | TKLS | TFL | SKS | PBU | FF | FR | |
|---|-------|------|-------|----------|----------|-----|-------|
| 4 | 1.0 | 1.0 | 1 | - | - | - | |
| <i>AT S. CAR. (9/27) 3 TIMES AT S. CAR. (9/27) TWICE</i> | | | | | | | |
| CAREER | 7 | 2.0 | 1.0 | 2 | 1 | - | |
| <i>TWICE AT INDIANA 2013 7 TIMES AT FLORIDA 12 S. CAR. 13</i> | | | | | | | |
| Year | GP-GS | TKLs | UA-A | TFL-Yds. | SKS-Yds. | PBU | FF-FR |
| 2011 | 11-0 | 2 | 1-1 | 1.0-10 | 1.0-10 | 0 | 0-0 |
| 2012 | 12-12 | 36 | 19-17 | 4.5-15 | 2.0-10 | 3 | 0-0 |
| 2013 | 13-13 | 41 | 20-21 | 4.0-13 | 3.0-12 | 1 | 1-1 |
| 2014 | 6-3 | 15 | 7-8 | 3.5-22 | 1.5-16 | 2 | 0-0 |
| Career | 42-28 | 94 | 47-47 | 13.0-60 | 7.5-48 | 6 | 1-1 |

- 28 career starts rank as second-most in the SEC among active interior defensive linemen.
- Three stops at Florida (Oct. 18), including 0.5 sack and one PBU.
- First sack of 2014 came in the win at No. 13 South Carolina (Sept. 27), bringing down QB Dylan Thompson for a 12-yard loss in early 2Q action.
- Missed the UCF game due to an arm injury sustained in practice.
- Two tackles, one PBU and one QBH in the 49-24 win at Toledo (Sept. 6).
- Graduated in August 2014 with a degree in education science and 3.97 cumulative GPA.
- Career-high 2.0 TFL among four stops in the 2013 win at Kentucky (Nov. 9).
- Twice made a career-high 7 tackles in 2013 (at No. 7 Georgia, vs. No. 20 South Carolina).
- Came to Mizzou as a tight end in 2010 and redshirted.

88 • JIMMIE HUNT • SR • WR

6-0, 205, Cahokia, Ill. (Cahokia)
Major: Health Sciences



| 2014 HIGH | REC | YDS | LONG | TDs | | | | |
|--|-------|-----------|---------|-----|------|---------|------|-----|
| 6 | 75 | 45 | 2 | | | | | |
| <i>AT TOLEDO (9/6) INDIANA (9/20) INDIANA (9/20) TWICE</i> | | | | | | | | |
| CAREER | 6 | 75 | 54 (TD) | 2 | | | | |
| <i>TWICE INDIANA 14 WJU 12 TWICE</i> | | | | | | | | |
| Year | GP-GS | Rec.-Yds. | Avg. | TD | Long | KO Ret. | Avg. | TDs |
| 2011 | 12-0 | 1-54 | 54.0 | 1 | 54 | 4-58 | 14.9 | 0 |
| 2012 | 12-0 | 11-199 | 18.1 | 3 | 33 | 3-110 | 36.7 | 1 |
| 2013 | 14-0 | 22-253 | 11.5 | 1 | 52 | 0-0 | 0.0 | 0 |
| 2014 | 6-6 | 19-229 | 12.1 | 5 | 45 | 0-0 | 0.0 | 0 |
| Career | 44-6 | 53-735 | 13.9 | 10 | 54 | 7-168 | 24.0 | 1 |

- Returned to action vs. No. 13 Georgia (Oct. 11), making 2 catches (29 yds).
- Sat out the South Carolina game (Sept. 27) due to a knee injury.
- Five catches for a career-best 75 receiving yards and 1 TD vs. Indiana (Sept. 20), including a season-long snag of 45 yards on the score.
- Made it back-to-back games with two TD catches in the 38-10 win vs. UCF (Sept. 13), making two catches for 21 yards and the scores.
- 71 receiving yards and two touchdown grabs at Toledo (Sept. 6), also matching his career-high in receptions (6).
- Season-long grab of 52 yards in a 3-catch, 69-yard game in the win vs. No. 22 Florida (Oct. 19, 2013).

7 • MATY MAUK • SO • QB

6-0, 195, Kenton, Ohio (Kenton)
Major: General Studies
Pronounced: MATT-ee MOKK



| 2014 HIGH | COMP | ATT | YDS | TDS | INT | RUSH ATT | YDS | TD | | | |
|---|-------|------------|------|------|-----|----------|-----|-----------|------|----|----|
| 29 | 48 | 331 | 5 | 4 | 13 | 36 | 1 | | | | |
| <i>INDIANA (9/20) INDIANA (9/20) INDIANA (9/20) AT TOL (9/6) UGA (10/11) INDIANA (9/20) AT TOL (9/6) AT TOL (9/6)</i> | | | | | | | | | | | |
| CAREER | 29 | 48 | 331 | 5 | 4 | 13 | 114 | 1 | | | |
| <i>INDIANA 14 INDIANA 14 INDIANA 14 TWICE UGA 14 TWICE TENN 13 TWICE</i> | | | | | | | | | | | |
| Year | GP-GS | Comp.-Att. | Pct. | Yds. | TD | INT | Lg | Rush Att. | Yds. | TD | Lg |
| 2013 | 13-4 | 68-133 | 51.1 | 1071 | 11 | 2 | 96 | 41 | 229 | 1 | 35 |
| 2014 | 7-7 | 104-198 | 52.5 | 1227 | 14 | 9 | 47 | 56 | 148 | 1 | 25 |
| Career | 20-11 | 172-331 | 52.0 | 2298 | 25 | 11 | 96 | 97 | 377 | 2 | 36 |

- Hit career-best totals in completions (29), attempts (48), passing yards (331) and rushing attempts (13) in the game vs. Indiana (Sept. 20).
- Dropped four TD passes on UCF (Sept. 13) in the 38-10 win, throwing two to both Jimmie Hunt (11, 10) and Bud Sasser (21, 22).
- Again matched the Mizzou record with 5 TD passes in a game in his 21-for-32 day at Toledo (Sept. 6), also recording his first 300-yard passing game (325) and completing a career-best 21 passes.
- His 6 TDs at Toledo tied the school record for touchdowns scored in a game, and he earned SEC Offensive Player of the Week for his efforts.
- Matched the school record for TD passes in a game with his five from a 17-for-28, 203-yard performance in the 48-17 win at UK (Nov. 9, 2013).

60 • CONNOR McGOVERN • JR • RG

6-4, 300, Fargo, N.D. (Shanley)
Major: Agricultural Management



| YEAR | GAMES | STARTS |
|-------|-------|---------|
| 2012 | 9 | 0 |
| 2013 | 14 | 14 (RG) |
| 2014 | 7 | 7 |
| TOTAL | 30 | 21 |

- Switched his role to RG for the win at No. 13 South Carolina (Sept. 27) after starting the first four games of the season at RT.
- Helped Mizzou's offense roll to 502 yards of total offense in the 49-24 win at Toledo (Sept. 6).
- Moved out to right tackle for the start of 2014 season after starting all 14 games in 2013 at right guard.
- 2013 SEC Academic Honor Roll selection.
- One of the key parts in Mizzou's offensive line bounce back as Mizzou finished 2013 ranked 16th nationally in total offense (490.7 yards per game) and 13th in scoring (39.1 ppg).
- 2012 SEC Academic Honor Roll selection.
- Redshirt season in 2011.

MIZZOU NOTABLE PLAYERS

65 • MITCH MORSE • SR • LT

6-6, 305, Austin, Texas (St. Michael's Academy)
Degree: Hospitality Management



| YEAR | GAMES | STARTS |
|--------------|-----------|-----------|
| 2011 | 13 | 0 |
| 2012 | 11 | 11 |
| 2013 | 14 | 14 (RT) |
| 2014 | 7 | 7 |
| TOTAL | 45 | 32 |

- Helped Missouri's offense roll to 502 yards of total offense in the 49-24 win at Toledo (Sept. 6).
- Voted a 2014 team co-captain by his fellow Missouri teammates.
- 2013 SEC Academic Honor Roll selection, as well as recognition to the CoSIDA Academic All-District team.
- Started all 14 games at right tackle in 2013, and has a current consecutive starts streak of 21 games.
- Began the 2012 season as the starting center, but after injuries began to roll mounted, the lineup got shuffled, and he alternated out to RT, where he eventually started 4 times, including each of the last 3 games of 2012.
- 2012 SEC Academic Honor Roll selection.
- 2011 Academic All-Big 12 first team.
- Redshirt season in 2010.

6 • MARCUS MURPHY • SR • TB

5-9, 190, DeSoto, Texas (DeSoto)
Degree: Parks, Rec and Tourism



| 2014 HIGH | ATT | YDS | LONG | TD | REC. | REC. YDS | AP YDS | | | |
|-----------|--|------|----------------------|----------------------|------------------|---------------------|----------------------|---------|-------------|----|
| | 16 | 98 | 29 | - | 3 | 41 | 224 | | | |
| | <i>AT S. CAR. (9/27) AT S. CAR. (9/27)</i> | | <i>UCF (9/13)</i> | | <i>TWICE</i> | <i>AT TOL (9/6)</i> | <i>AT UF (10/18)</i> | | | |
| CAREER | 16 | 98 | 69 | 2 | 3 | 41 | 224 | | | |
| | <i>TWICE</i> | | <i>AT S. CAR. 14</i> | <i>AT T. TECH 10</i> | <i>S. CAR 13</i> | <i>5 TIMES</i> | <i>AT TOL (9/6)</i> | | | |
| Year | Rsh Att. | Yds. | TDs | Rec. Yds. | TDs | PR-Yds. | Avg. TD Lg. | KR-Yds. | Avg. TD Lg. | |
| 2010 | 22 | 181 | 2 | 2 | 5 | 0 | 0-0 | 0 | 0 | |
| | <i>24-475 19.8 0 39</i> | | | | | | | | | |
| 2012 | 46 | 251 | 1 | 9 | 22 | 0 | 27-374 | 13.9 | 3 | 72 |
| | <i>19-458 24.1 1 98</i> | | | | | | | | | |
| 2013 | 85 | 571 | 9 | 11 | 79 | 1 | 21-146 | 7.0 | 0 | 38 |
| | <i>27-599 22.2 0 42</i> | | | | | | | | | |
| 2014 | 79 | 374 | 1 | 12 | 109 | 1 | 14-218 | 15.6 | 1 | 82 |
| | <i>10-343 34.3 2 100</i> | | | | | | | | | |
| Career | 239 | 1407 | 13 | 34 | 215 | 2 | 62-738 | 11.9 | 4 | 82 |
| | <i>80-1875 23.4 3 100</i> | | | | | | | | | |

- Has scored touchdowns four different ways in his career: rushing (13), punt return (4), kickoff return (3), receiving (2).
- Highlight reel game at Florida (Oct. 18), becoming the first player in Missouri history to rush, return a kickoff (96) and return a punt (82) for a touchdown in a single-game, totaling a career-best 224 all-purpose yards.
- Career-high 98 rushing yards in the 21-20 win at No. 13 South Carolina as part of a 188-yard all-purpose game (46 PR, 32 KR, 12 rec.).
- 94 rushing yards on 15 attempts in the 38-10 win vs. UCF (Sept. 13), surpassing his previous best of 74 yards (Texas Tech, 2010).
- Contributions all over the field in season-opening win vs. SDSU (Aug. 30), taking a kickoff back 100 yards for a score, rushing for 54 yards and totaling 20 rec. yards for 204 all-purpose yards.
- Missed the 2011 season and redshirted due to a shoulder injury.

11 • AARION PENTON • SO • CB

5-10, 185, St. Louis, Mo. (Christian Brothers)
Major: Undeclared Pronounced: AIR-ee-on



| 2014 HIGH | TKLS | TFL | PBU | INT | FF | FR |
|-----------|--------------------|---------|-------------------|-------------------|----------------|----------|
| | 7 | 1.0 | 2 | 1 | - | - |
| | <i>SDSU (8/30)</i> | | <i>UCF (9/13)</i> | <i>TWICE</i> | | |
| CAREER | 7 | 1.0 | 2 | 1 | - | - |
| | <i>SDSU 14</i> | | <i>3 TIMES</i> | <i>UCF (9/13)</i> | <i>3 TIMES</i> | |
| Year | GP-GS | Tackles | UA-A | TFL-Yds. | PBU | INT-Yds. |
| 2013 | 14-2 | 16 | 12-4 | 1.0-1 | 1 | 1-3 |
| 2014 | 7-7 | 26 | 16-10 | 2.0-7 | 5 | 2-38 |
| Career | 21-9 | 42 | 28-14 | 3.0-8 | 6 | 3-41 |

- First TFL of 2014 with a tackle for a 6-yard loss in 3Q action of the 21-20 win at No. 13 South Carolina (Sept. 27).
- Crucial 4th down PBU to end game against the Gamecocks.
- 4 solo stops and a career-best 2 PBUs in the 38-10 win vs. UCF (Sept. 13).
- Second INT and third of his career in the win at Toledo (Sept. 6), with his 38-yard return to the Toledo 25-yard line setting up a key touchdown.
- Opened 2014 with a career-best seven tackles vs. South Dakota State (Aug. 30), also snagged the second interception of his career.
- Played as a true freshman in 2013, and played a big role for the Tiger defense, filling in for star corner E.J. Gaines when he was out due to a leg injury midway through the season.
- Grabbed first career INT in his first career start in the 2013 win vs. No. 22 Florida.

56 • SHANE RAY • JR • DE

6-3, 245, Kansas City, Mo. (Bishop Miege)
Major: Agriculture



| 2014 HIGH | TKLS | TFL | SKS | PBU | FF | FR | | |
|-----------|--------------------------|------|-------------------|----------------|----------------|---------------|-----|-----|
| | 8 | 4.0 | 2.0 | - | 1 | - | | |
| | <i>AT S. CAR. (9/27)</i> | | <i>UCF (9/13)</i> | <i>4 TIMES</i> | <i>TWICE</i> | | | |
| CAREER | 8 | 4.0 | 2.0 | - | 1 | 1 | | |
| | <i>AT S. CAR. 14</i> | | <i>UCF 14</i> | <i>4 TIMES</i> | <i>4 TIMES</i> | <i>OSU 13</i> | | |
| Year | GP-GS | TKLS | UA-A | TFL-Yds. | SKS-Yds. | FF-FR | QBH | BIK |
| 2012 | 12-0 | 16 | 8-8 | 2.5-5 | 0.0-0 | 0-1 | 3 | 0 |
| 2013 | 14-0 | 39 | 27-12 | 9.0-45 | 4.5-37 | 2-1 | 11 | 0 |
| 2014 | 7-7 | 36 | 32-10 | 14.0-80 | 10.0-62 | 2-0 | 3 | 0 |
| Career | 33-7 | 97 | 67-30 | 25.5-130 | 14.5-99 | 4-2 | 17 | 0 |

- His 14.0 TFL & 10.0 sacks both rank third nationally and lead the SEC.
- 2.0 sacks for the fourth time of 2014 at Florida (Oct. 18), also sacking/ stripping UF QB Jeff Driskel for a Markus Golden 21-yd. TD return.
- Third 2.0-sack game of the season, as well as a career-high 8 tackles, at South Carolina (Sept. 27), earning SEC Defensive Lineman of the Week.
- Huge game vs. UCF (Sept. 13), bringing in a career-best 4.0 tackles-for-loss (26 yards lost) and 2.0 sacks (13 yards lost), also forcing a fumble.
- Earned SEC Defensive Player of the Week for his efforts vs. UCF.
- Despite his reserve status in 2013, provided a huge impact for the Tiger defense, making 39 tackles in 14 games, including 9 TFLs and 4.5 QB sacks.
- Scooped up an Oklahoma State fumble late in the Cotton Bowl and raced the other way 73 yards for a game-clinching TD - the first of his career.

21 • BUD SASSER • SR • WR

6-2, 220, Denton, Texas (Ryan)
Major: General Studies



| 2014 HIGH | REC. | YDS | LG | TDs | | |
|-----------|-----------------------|------|-----------------------|---------------------|----|------|
| | 12 | 153 | 47 | 2 | | |
| | <i>INDIANA (9/20)</i> | | <i>INDIANA (9/20)</i> | <i>AT TOL (9/6)</i> | | |
| | <i>UCF (9/13)</i> | | | | | |
| CAREER | 12 | 153 | 85 (TD) | 2 | | |
| | <i>INDIANA 14</i> | | <i>INDIANA 14</i> | <i>VANDY 12</i> | | |
| | <i>UCF 14</i> | | | | | |
| Year | GP-GS | Rec. | Yds. | Avg. | TD | Long |
| 2011 | 9-0 | 3 | 16 | 5.3 | 0 | 9 |
| 2012 | 12-6 | 10 | 231 | 23.1 | 1 | 85 |
| 2013 | 14-10 | 26 | 361 | 14.2 | 1 | 60 |
| 2014 | 7-7 | 35 | 477 | 13.6 | 4 | 47 |
| Career | 42-23 | 74 | 1085 | 14.7 | 6 | 85 |

- Led Missouri in receiving yards (86) and catches (6) in the win at No. 13 South Carolina (Sept. 27).
- Career bests in catches (12) and receiving yards (153) vs. Indiana (Sept. 20).
- First two-TD catch game of his career in the 38-10 win vs. UCF (Sept. 13), snagging receptions from 21 and 22 yards out from Maty Mauk.
- Big game at Toledo (Sept. 6), setting then-career highs in catches (5) and receiving yards (121), and also catching a 25-yard TD pass from Maty Mauk.
- Voted a 2014 team co-captain by his fellow Missouri teammates.
- Made play of the game in last season's 41-26 win at No. 7 Georgia (Oct. 12, 2013), throwing a 40-yard TD bomb to L'Damian Washington on a WR screen pass in the 4Q.
- Redshirt season in 2010.

30 • MICHAEL SCHERER • SO • LB

6-3, 230, St. Louis, Mo. (Country Day)
Major: Business Administration



| 2014 HIGH | TKLS | TFL | SKS | INT | PBU | | | |
|-----------|-----------------------|------|----------------------|----------|--------------------|-------|-----|-----|
| | 13 | 0.5 | - | - | 1 | | | |
| | <i>INDIANA (9/20)</i> | | <i>TWICE</i> | | <i>SDSU (8/30)</i> | | | |
| CAREER | 13 | 1.0 | - | - | 1 | | | |
| | <i>INDIANA 14</i> | | <i>MURRAY ST. 13</i> | | <i>SDSU 14</i> | | | |
| Year | GP-GS | TKLS | UA-A | TFL-Yds. | SKS-Yds. | FF-FR | INT | PBU |
| 2013 | 14-0 | 6 | 4-2 | 1.0-1 | 0.0-0 | 0-0 | 0 | 0 |
| 2014 | 7-7 | 65 | 32-33 | 1.0-1 | 0.0-0 | 0-2 | 0 | 1 |
| Career | 21-7 | 71 | 36-35 | 2.0-2 | 0.0-0 | 0-2 | 0 | 1 |

- His performance at Florida (7 tackles) brought his season total to 65, which ranks second in the SEC.
- Also recovered a fumble in the win over the Gators (Oct. 18).
- Career-best 13 tackles in the game vs. Indiana (Sept. 20).
- Led Missouri with 10 tackles in the win vs. UCF (Sept. 13).
- Brought in nine tackles again at Toledo (Sept. 6).
- Nine tackles and first-ever PBU in first career start in the 38-18 win vs. South Dakota State (Aug. 30).
- 2013 SEC Academic Honor Roll selection.
- Played in all 14 games last season in his first full year for Missouri.
- Recorded six tackles (four solo stops), while also tallying one TFL in 2013.
- Redshirt season in 2012.

MIZZOU NOTABLE PLAYERS

21 • IAN SIMON • JR • S

6-0, 195, Mansfield, Texas (Legacy)
Major: General Studies



| 2014 HIGH | TKLS | TFL | INT | PBU | FF | FR | | |
|-----------|----------------|------|---------|-------------------------------|-------|---------|-----|-------|
| | 8 | - | - | 1 | 1 | - | | |
| | INDIANA (9/20) | | | AT S. CAR. (9/27) SDSU (8/30) | | | | |
| CAREER | 8 | 1.5 | 1 | 2 | 1 | - | | |
| | INDIANA 14 | | TAMU 13 | TOLEDO 13 | TWICE | SDSU 14 | | |
| Year | GP-GS | TKLS | UA-A | TFL-Yds. | PBU | QBH | INT | FF-FR |
| 2012 | 10-0 | 14 | 5-9 | 1.0-3 | 1 | 1 | 0 | 0-0 |
| 2013 | 14-8 | 42 | 22-20 | 3.5-12 | 5 | 0 | 1 | 0-0 |
| 2014 | 7-7 | 27 | 19-8 | 0.0-0 | 1 | 0 | 0 | 1-0 |
| Career | 31-15 | 83 | 46-37 | 4.5-15 | 7 | 1 | 1 | 1-0 |

- Four tackles and one PBU in the win at No. 13 South Carolina (Sept. 27).
- Career-best eight tackles vs. Indiana (Sept. 20).
- Two tackles and the first forced fumble of his career in the season-opening, 38-18 win vs. South Dakota State (Aug. 30).
- Made seventh of his eight starts as fifth DB in last season's win vs. No. 19 Texas A&M, recording a career-high 1.5 TFL among 4 tackles.
- Matched career-high in PBUs (2) vs. Tennessee (Nov. 2, 2013).
- 6 tackles in last season's 41-26 win at No. 7 Georgia (Oct. 12, 2013).
- Grabbed first interception of his career vs. Toledo (Sept. 7, 2013).
- Redshirt season in 2011.

2 • DURON SINGLETON • SR • S

6-1, 210, New Orleans, La. (Cox HS/Fresno City CC)
Major: General Studies



| 2014 HIGH | TKLS | TFL | SKS | INT | PBU | FF | FR | |
|-----------|---------------------------|----------|---------------|-------------|----------|-------------|------------|-------|
| | 8 | 1.0 | 1.0 | 1 | - | - | 1 | |
| | UCF (9/13) INDIANA (9/20) | | AT UF (10/18) | SDSU (8/30) | | | UCF (9/13) | |
| CAREER | 8 | 2.0 | 1.0 | 1 | 1 | 1 | 1 | |
| | UCF 14 | AT UK 13 | AT UF 14 | SDSU 14 | AT UK 13 | AT VANDY 13 | UCF 14 | |
| Year | GP-GS | TKLS | UA-A | TFL-Yds. | SKS-Yds. | PBU | INT | FF-FR |
| 2013 | 12-0 | 23 | 15-8 | 2.0-3 | 0.0-0 | 1 | 0 | 1-0 |
| 2014 | 7-5 | 31 | 18-13 | 2.5-5 | 1.0-4 | 0 | 1 | 0-0 |
| Career | 19-5 | 54 | 33-21 | 4.5-8 | 1.0-4 | 1 | 1 | 1-0 |

- First sack of his Mizzou career in the 42-13 win at Florida (Oct. 18), making six total stops.
- Scooped and scored a fumble from 60 yards out for Mizzou's final points in the 38-10 win vs. UCF, also making a career-best eight tackles.
- First career interception in the season-opening win vs. South Dakota State (Aug. 30), with a season-best four tackles.
- Outstanding effort at Kentucky (Nov. 9, 2013), as he produced seven tackles and two tackles for loss.
- Finished 2013 with 22 tackles (14 solo), two TFL, one pass breakup and one forced fumble.
- Appeared in 12 games last season, missing the last two games of the regular season with a hip injury sustained in practice prior to the Ole Miss game, but returned for the SEC Championship Game

96 • LUCAS VINCENT • SR • DL

6-2, 300, Olathe, Kan. (North)
Major: Agriculture



| 2014 HIGH | TKLS | TFL | SKS | PBU | FF | FR | | |
|-----------|---------------|--------|------------|------------|-----------|---------------|-----|-------|
| | 5 | 1.5 | 1.5 | - | - | 1 | | |
| | AT UF (10/18) | | UCF (9/13) | UCF (9/13) | | AT UF (10/18) | | |
| CAREER | 5 | 1.5 | 1.5 | - | 1 | 1 | | |
| | AT UF 14 | UCF 14 | UCF 14 | | AT UGA 13 | AT UF 14 | | |
| Year | GP-GS | TKLS | UA-A | TFL-Yds. | SKS-Yds. | PBU | QBH | FF-FR |
| 2011 | 13-0 | 11 | 3-8 | 2.0-4 | 0.0-0 | 1 | 2 | 0-0 |
| 2012 | 12-0 | 3 | 1-2 | 0.0-0 | 0.0-0 | 0 | 0 | 0-0 |
| 2013 | 14-9 | 34 | 20-14 | 5.0-18 | 1.5-4 | 1 | 4 | 1-0 |
| 2014 | 7-6 | 23 | 7-16 | 5.0-14 | 1.5-12 | 0 | 0 | 0-1 |
| Career | 46-15 | 71 | 41-40 | 11.0-36 | 3.0-16 | 2 | 6 | 1-1 |

- Career-high five tackles at Florida (Oct. 18), including 1.0 TFL, as well as a fumble recovery.
- Reached four stops again at No. 13 South Carolina (Sept. 27), also recording 1.0 TFL (1-yard lost).
- Four tackles, along with a career-best 1.5 sacks (12 yards lost) in the victory over UCF (Sept. 13).
- Three tackles, including 0.5 TFL, in 38-18 win vs. SDSU (Aug. 30).
- Has played in every game of his career thus far, including all 13 games a redshirt freshman in 2011.
- Nine starts as a junior in 2013 in the nose guard role on Mizzou's defensive line.
- Three tackles and a forced fumble in last season's win at No. 7 Georgia.
- Redshirt season in 2010.

9 • BRAYLON WEBB • SR • S

6-0, 200, Gilmer, Texas (Gilmer)
Major: Parks, Rec and Tourism



| 2014 HIGH | TKLS | TFL | INT | PBU | FF | FR | |
|-----------|-------------|-------|---------------|---------------|-------|-------------|-----|
| | 11 | - | 2 | 1 | - | 1 | |
| | UGA (10/11) | | AT UF (10/18) | TWICE | | SDSU (8/30) | |
| CAREER | 12 | 1.0 | 2 | 3 | - | 1 | |
| | TWICE | TWICE | AT UF 14 | AT GEORGIA 13 | | 3 TIMES | |
| Year | GP-GS | TKLS | UA-A | TFL-Yds. | FF-FR | INT | PBU |
| 2011 | 11-4 | 36 | 21-15 | 0.0-0 | 0-1 | 0 | 0 |
| 2012 | 12-12 | 64 | 36-28 | 1.5-3 | 0-1 | 0 | 0 |
| 2013 | 14-14 | 89 | 60-29 | 1.5-12 | 0-0 | 3 | 7 |
| 2014 | 7-7 | 44 | 21-23 | 0.0-0 | 0-1 | 3 | 2 |
| Career | 44-37 | 233 | 138-95 | 3.0-15 | 0-3 | 6 | 9 |

- First two-INT game of his career in the 42-13 win at Florida (Oct. 6), returning the first a career-long 37 yards in 2Q, the second 20 yards in 4Q.
- 11 tackles in the game vs. No. 13 Georgia (Oct. 11).
- Five tackles and his first INT of 2014 in the win vs. UCF (Sept. 13).
- Recorded the 200th tackle of his career with his last stop in the 49-24 win at Toledo (Sept. 6).
- Voted a 2014 team co-captain by his fellow Mizzou teammates.
- Team-best 12 tackles (tied career-best) in last season's SEC Championship Game vs. No. 3 Auburn (Dec. 7, 2013).
- Career-best three PBUs in the win at No. 7 Georgia (Oct. 12, 2013).
- Tied for team-lead in tackles with 10 stops in the win at Vanderbilt (Oct. 5, 2013), also recording a PBU.
- Redshirt season in 2010.

8 • DARIUS WHITE • SR • WR

6-3, 205, Fort Worth, Texas (Texas)
Degree: General Studies



| 2014 HIGH | REC | YDS | LONG | TDs | | |
|-----------|-------------|---------|--------------|-------------|----|------|
| | 5 | 83 | 45 | 2 | | |
| | SDSU (8/30) | | AT TOL (9/6) | SDSU (8/30) | | |
| CAREER | 5 | 83 | 45 | 2 | | |
| | TWICE | SDSU 14 | AT TOL 14 | SDSU 14 | | |
| Year | GP-GS | Rec. | Yds. | Avg. | TD | Long |
| 2010* | 10-0 | 1 | 10 | 10.0 | 0 | 10 |
| 2011* | 11-0 | 5 | 66 | 13.2 | 1 | 31 |
| 2013 | 14-0 | 7 | 76 | 10.9 | 1 | 37 |
| 2014 | 5-5 | 17 | 239 | 14.1 | 3 | 45 |
| Career | 40-5 | 30 | 391 | 13.0 | 5 | 45 |

- Returned to action in the 42-13 win at Florida (Oct. 18).
- Missed the USC (Sept. 27) and Georgia (Oct. 11) games due to injury.
- Matched his career-best in receptions with five vs. Indiana (Sept. 20).
- Career-high 5 catches at Toledo (Sept. 6), totaling 69 yards and one TD.
- Career-best in yards and TDs with 83 yards on two catches, both scoring tosses from Maty Mauk from distances of 44 and 39 yards in the 38-18 win vs. South Dakota State (Aug. 30).
- Two catches for 44 yards in the season-opening Murray State win (Aug. 31, 2013), including a 37-yard touchdown snag.
- Played in 21 games over two years at Texas, catching five passes for 66 yards for the Longhorns in 11 games as a sophomore in 2011.
- Former blue-chip recruit, ranked as the No. 3 WR in the country and No. 20 overall prospect by ESPN.

THANKS FOR KICKING TO MURPH

- Mizzou senior TB **Marcus Murphy** rolled up one of the most outstanding all-purpose games in Mizzou history in the 42-13 win at Florida (Oct. 18), as he scored via kickoff return (96 yards), punt return (82 yards) and rushing (5 yards), ending the night with a career-high 224 all-purpose yards.
- Murphy's career has provided plenty of big plays, as he currently stands third all-time at Mizzou in all-purpose yardage (4,235).
- Murphy currently leads the SEC in AP yards per game (149.14 avg. – ranks 15th in NCAA), in combined kick returns (4th in NCAA), kickoff returns (34.3 avg. – ranks 4th in NCAA) and ranks 3rd in punt returns (15.6 avg. – 10th in NCAA).



MIZZOU CAREER ALL-PURPOSE LEADERS

| YDS. | NAME | RSH | REC | RET |
|------|------------------------------|-------------|------------|-------------|
| 5609 | JEREMY MACLIN (2007-08) | 668 | 2315 | 2626 |
| 4419 | BRAD SMITH (2002-05) | 4289 | 130 | 0 |
| 4235 | MARCUS MURPHY (2010-) | 1407 | 215 | 2613 |
| 3824 | DEVIN WEST (1995-98) | 2954 | 219 | 654 |
| 3475 | BROCK OLIVO (1994-97) | 3026 | 443 | 6 |

▶ **45 GAME APPEARANCES**
TIED FOR SECOND-MOST
ON ACTIVE MIZZOU ROSTER

DYK **MURPHY** is one of only **TWO PLAYERS THIS SEASON IN THE FBS** to have a kickoff return TD and a punt return TD (Kaelin Clay of Utah is the other – 3 punt return TDs/1 kickoff return TD)...

▶ **MURPHY ALSO NEEDS 14 YARDS** TO BREAK JEREMY MACLIN'S SCHOOL RECORD FOR CAREER COMBINED RETURN YARDAGE.

JUST THE THIRD

GAME-OPENING KICKOFF RETURN FOR TOUCHDOWN IN **MIZZOU** HISTORY

- 2014 96 YARDS** - MARCUS MURPHY AT FLORIDA (W, 42-13)
- 2010 86 YARDS** - GAHN McGAFFIE NO. 1 OKLAHOMA (W, 36-27)
- 1967 96 YARDS** - ROGER WEHRLI AT IOWA STATE (W, 23-7)

SCORING THREE DIFFERENT WAYS

MURPHY WAS THE FIRST TIGER SINCE 1976 TO SCORE 3 DIFFERENT WAYS IN A SINGLE GAME.

- Curtis Brown scored on a kickoff return, rush and reception vs. Southern California in 1976.

TIME CAPSULE

SEPT. 11, 1976
BILLBOARD
HOT 100 #1:
“(SHAKE, SHAKE, SHAKE)
SHAKE YOUR BOOTY” -
KC AND THE SUNSHINE BAND

BOX
OFFICE #1
MOVIE:
THE SHOOTIST

MURPHY'S LAW

i.e. - Anything that can go wrong, will go wrong for the opposing team, at the hands of Mizzou's Marcus Murphy – whether by rushing (13 career TDs), receiving (2 TDs), kickoff return (3 TDs) or punt return (4 TDs).

- Murphy now has 2 kickoff return TDs on the season, to go with his punt return score, and his career totals of 7 combined kick scores, including 3 kickoff returns and 4 punt returns, are all Mizzou records.

- No. 2 at Mizzou, Jeremy Maclin has five, split between three punt returns and two kickoff returns. John Moseley (1971-73) and Mike Fink (1970-72) each have three. Moseley did it with 1 KR score and 2 PR scores, while Fink returned 3 punts.

3 KR
1: Alabama 2012, 98 yards. 2: South Dakota State 2014, 100 yards. 3: at Florida 2014, 96 yards.

4 PR
1: SELA 2012, 70 yards. 2: SELA 2012, 72 yards. 3: at UCF 2012, 66 yards. 4: at Florida 2014, 82 yards.


MARCUS MURPHY



2 KR
1: at Kansas State 2007, 99 yards. 2: vs. Illinois 2008, 99 yards.

3 PR
1: vs. Illinois 2007, 66 yards. 2: Illinois State 2007, 64 yards. 3: vs. Northwestern 2008, 75 yards.

JEREMY MACLIN



MURPHY HAS
4,235
ALL-PURPOSE YARDS FOR HIS CAREER, OF WHICH HIS
2,613
COMBINED RETURN YARDS MAKE HIM THE NCAA
ACTIVE
CAREER
LEADER
IN THAT CATEGORY.

A QUARTER LIKE NO OTHER

• Mizzou already had a commanding 20-0 halftime lead at Florida on Saturday, but playing in the Swamp, it's a good idea to keep the foot on the gas pedal. That's just what the Tigers did, but they did it in a bit of an unconventional fashion, scoring 22 straight points coming out of halftime to put the game away. It was unconventional because the Tigers ran only 7 snaps, totaling 18 yards of offense. But the offense was able to take a conservative approach the rest of the night, thanks to sparkling play from Tiger special teams and defense.

22-STRAIGHT PTS.

TIGERS RETURN PUNT, FUMBLE & INTERCEPTION RETURNS FOR TOUCHDOWNS

28-0 13:01 3Q
TB MARCUS MURPHY
82-YARD PUNT RETURN
2-PT. CONV. (MAUK-SASSER)

35-0 7:25 3Q
DE MARKUS GOLDEN
21-YARD FUMBLE RETURN
SHANE RAY FORCED FUMBLE

42-0 5:57 3Q
LB DARVIN RUISE
46-YARD INT. RETURN

- With Murphy's game-opening kickoff return for touchdown, it also marked only the 3rd time in school history that Mizzou has had a pair of special teams TDs in a game (2012 vs. SE Louisiana – 2 punt returns; 1965 vs. UCLA, punt return and kickoff return).
- It was additionally just the 6th time in school history Mizzou has had a pair of defensive TDs in a game. **Four** of those have come under head coach Gary Pinkel:

AT FLORIDA 2014
FUMBLE (GOLDEN, 21 YDS.)
INTERCEPTION (RUISE, 46 YDS.)
W, 42-13

SELA, 2012
FUMBLE (SAM, 7 YDS.)
INTERCEPTION (GOODEN, 46 YDS.)
W, 62-10

AT TEXAS TECH, 2006
INTERCEPTION (MOORE, 22 YDS.)
INTERCEPTION (JACKSON, 17 YDS.)
W, 38-21

IOWA STATE, 2005
FUMBLE (JACKSON, 16 YDS.)
INTERCEPTION (MOORE, 62 YDS.)
W, 27-24 OT

DON'T PLAY WITH RAY

LAST TIME OUT

AT FLORIDA
6 TACKLES
2.0 SACKS ^
1 FORCED FUMBLE ^
1 QBH

* CAREER-BEST
^ MATCHED

10.0 SACKS
TIED FOR
5TH IN
MIZZOU
SINGLE-
SEASON
TOP 10



NO. 3 NATIONALLY IN TFL (14.0)
NO. 3 NATIONALLY IN SACKS (10.0)



- Junior DE **Shane Ray** recorded the fourth 2.0-sack game of his 2014 season at Florida (Oct. 18), and he is within striking distance of Mizzou's single-season sacks record (11.5).
- With five games remaining in the regular season, Ray is just 1.5 sacks shy of the record of 11.5, established in 2009 by Aldon Smith, and later tied in 2013 by Michael Sam...
- In his first campaign as a starter, Ray has easily surpassed his 2013 totals (14 games) in both tackles-for-loss and sacks through seven games this season.

SCOOP & SCORE

• Ray created yet another fumble return for TD with his sack/strip of UF QB Jeff Driskel in 3Q action (Golden, 21 yards). Fans may recall last season's game at Georgia (Sam, 21 yards)...

CAUGHT IN THE WEBB

- First **two**-interception game of his career in the 42-13 win at Florida (Oct. 18), with the pair of picks giving him **three** in 2014, which ties him for **2nd-most in the SEC**. The senior co-captain now has **6** career interceptions.
- His first pick came late in 2Q action, as he snagged a pass at the UF 42-yardline, and returned it 37 yards down to the 5-yardline. That set up a FG for a 17-0 lead. His other INT came in the 4Q at the MU 21-yardline, and he returned it 20 yards the other way...

THE MOST EXPERIENCED SAFETY IN THE



BRAYLON WEBB has 37 career starts - the most of any safety in the SEC.

BOMBS FROM BRINSER

- Senior P Christian Brinser was on his game in Mizzou's 42-13 win at Florida (Oct. 18), landing **five of his six punts inside-the-20**, all while averaging an impressive **46.3** yards per punt.
- Brinser has a season-long punt of 59, which he unleashed in the win over the Gators. He has six punts of 50+ yards this season.
- Of SEC punters with at least 40 boots so far this season, Brinser's 42.8-yard average ranks fourth in the league. Overall, his 250.9 punting yards per game also ranks fourth.

CHRISTIAN BRINSER
ONE TOUCHBACK IN 41 PUNTS

CAREER-BEST AT FLORIDA (OCT. 18)

5 PUNTS
INSIDE 20



SCHERER KEEPS ON HITTING



MICHAEL SCHERER GAME-BY-GAME TACKLES

- 9: SDSU
- 9: AT TOLEDO ^
- 10: UCF ^
- 13: INDIANA ^
- 9: AT #13 USC
- 8: #13 UGA
- 7: AT FLORIDA

^ LED TEAM




- Sophomore LB **Michael Scherer** is currently second in the SEC with 65 tackles through seven games, and is tied for 35th nationally in stops.
- Scherer has stepped into the starting MLB role remarkably well for 2014, averaging more than 9.0 tackles per game. **Only 3 players currently meet that average in the SEC.**
- The Tiger LB has led Mizzou in tackles in 3-of-7 games this season.


NO. 2 IN

SERVICE WITH A SMILE

KENTRELL BROTHERS
FIRST FORCED FUMBLE OF
CAREER ON SECOND CAREER
SACK AT FLORIDA



- After the win at No. 13 South Carolina (Sept. 27), head coach Gary Pinkel called junior LB **Kentrell Brothers'** performance "the best of his career." The Tiger made 10 stops, including 2.0 TFL and also broke up two passes.
- He continued his stout play in the win at Florida (Oct. 18) sacking and stripping UF QB Treon Harris in 1Q action. The fumble was recovered by LB **Michael Scherer** and set up a Mizzou score for a 14-0 lead.



IN THE BAG(G)

- Junior PK **Andrew Baggett** has provided a consistent kicking presence for Mizzou over the last three seasons, and that has turned into plenty of points.
- Baggett currently ranks **fifth all-time at Mizzou** with his 240 career points, and is 12 points from overtaking former TB Zack Abron (252) for fourth all-time.
- He also ranks tied for third in the SEC in total touchbacks (23) and fourth in touchback percentage (57.5).

MIZZOU ALL-TIME SCORING


- 362 JEFF WOLFERT, PK (2006-08)
- 284 BRAD SMITH, QB (2002-05)
- 270 GRANT RESSEL, PK (2009-11)
- 252 ZACK ABRON, TB (2000-03)
- 240 **ANDREW BAGGETT, PK (2012-)**
- 228 CORBY JONES, QB (1995-98)

CHARLES IN CHARGE

- Being a backup defensive end at Mizzou can certainly be a springboard to success: just ask current starters **Markus Golden** and **Shane Ray**. The duo made waves behind NFL Draft picks Kony Ealy and Michael Sam last season while in backup roles.
- Redshirt freshman DE **Charles Harris** has drawn rave reviews from Mizzou's coaching staff since completing his redshirt season in 2013, and the results are showing up on the field. Harris made 2.0 tackles-for-loss and 1.0 sack among three stops vs. No. 13 Georgia (Oct. 11).



CHARLES HARRIS
2.0 TFL, 1.0 SACK
VS. GEORGIA



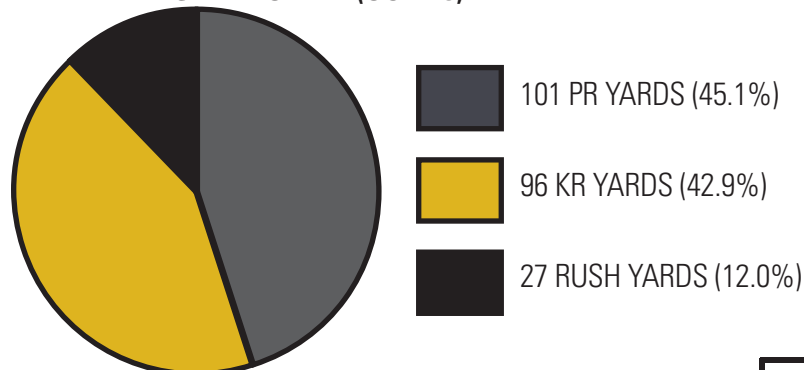
HARRIS IN 2014
13 TACKLES
3.0 TFL
2.0 SACKS
2 QBH
2 PBU

GRAPHING MURPHY'S BIGGEST ALL-PURPOSE GAMES OF 2014

- Mizzou senior TB **Marcus Murphy** has shown throughout his career his talents can be used in a variety of ways, and he proved it once again in the 42-13 win at Florida (Oct. 18). The Tiger accounted for a career-best 224 all-purpose yards and took a kickoff (96) and punt (82) back for touchdowns. Murphy also scored on a 5-yard rush to give him three touchdowns in three different ways.
- In the Tigers' 38-18 season-opening win vs. South Dakota State (Aug. 30), Murphy accounted for his third-best career total 204 all-purpose yards. One of the plays of the game was his 100-yard kickoff return for touchdown, where Murphy received the ball in his own end zone and weaved through the Jackrabbit coverage to put Mizzou up 28-18 early in 3Q action.



224 AP YARDS AT FLORIDA (OCT. 18)



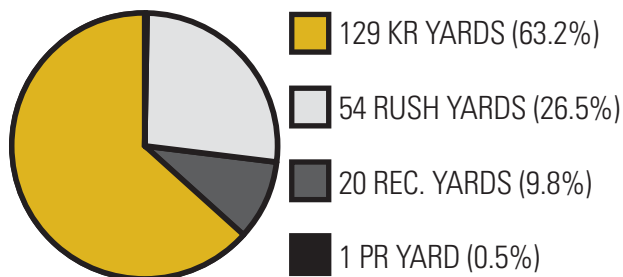
MARCUS MURPHY SEASON AP YARD HIGHS

2010: 117 AT TEXAS TECH
2012: 206 VS. SELA
2013: 174 VS. OK STATE
2014: 224 AT FLORIDA *

* CAREER-BEST



204 AP YARDS VS. SOUTH DAKOTA STATE (AUG. 30)



- Murphy's second-best all-purpose game was also a season-opener, as it was Mizzou's 62-10 win over Southeast Louisiana to kick off the 2012 season.
- A then-sophomore Murphy took two punt returns to the house (70, 72) during the game's second half, finishing with 206 all-purpose yards (180 punt return, 32 rushing, -6 receiving).
- Until someone figures out a way to represent -6 on a pie chart, the SELA graph will forever hang in limbo. Luckily for Mizzou, Murphy has only posted a negative yardage total in rushing, receiving, punt returns or kick returns **five** times in his Black & Gold career.

AMONG THE NATION'S ELITE

- Since 2007, Mizzou ranks in the Top 10 among BCS-AQ leagues in wins, while also ranking in the Top 10 in Academic Progress Rate (APR), as well as in the Top 5 since 2009 in most NFL First Round draft picks.
- Head coach Gary Pinkel's squad has been at the top of the Southeastern Conference in APR for both of the program's first two seasons in the league. The Tigers posted an APR score of 982 to lead the league for the 2011-12 academic year, followed by a 980 score for 2012-13. Only South Carolina was able to match the tally this past season.

2013 APR IN SEC 2014 APR IN SEC

| | |
|-----|-----|
| 982 | 980 |
| 978 | 980 |
| 973 | 975 |
| 968 | 974 |
| 968 | 974 |

WINNINGEST "POWER 5" PROGRAMS (2007-14)

| | |
|----|----------------|
| 82 | OREGON |
| 81 | ALABAMA |
| 80 | OKLAHOMA |
| 79 | LSU |
| 72 | VIRGINIA TECH |
| 71 | OKLAHOMA STATE |
| 71 | USC |
| 71 | GEORGIA |
| 70 | MIZZOU |
| 69 | WISCONSIN |
| 68 | FLORIDA |
| 68 | TEXAS |

HIGHEST APR IN FBS FOR 2014

| | |
|-----|----------------|
| 992 | DUKE |
| 991 | NORTHWESTERN |
| 989 | WISCONSIN |
| 988 | BOISE STATE |
| 988 | UTAH STATE |
| 984 | STANFORD |
| 983 | CLEMSON |
| 983 | GEORGIA TECH |
| 981 | BOSTON COLLEGE |
| 980 | MIZZOU |
| 980 | NEBRASKA |
| 980 | RUTGERS |
| 980 | SOUTH CAROLINA |

AP TOP 25 POLL (OCT. 19)

| TEAM | RECORD | PTS |
|------------------------|--------|------|
| 1 Mississippi St. (43) | 6-0 | 1480 |
| 2 Florida State (14) | 7-0 | 1433 |
| 3 Ole Miss (3) | 7-0 | 1404 |
| 4 Alabama | 6-1 | 1235 |
| 5 Auburn | 5-1 | 1231 |
| 6 Oregon | 6-1 | 1142 |
| 7 Notre Dame | 6-1 | 1133 |
| 8 Michigan State | 6-1 | 1066 |
| 9 Georgia | 6-1 | 1055 |
| 10 TCU | 5-1 | 962 |
| 11 Kansas State | 5-1 | 905 |
| 12 Baylor | 6-1 | 858 |
| 13 Ohio State | 5-1 | 753 |
| 14 Arizona State | 5-1 | 643 |
| 15 Arizona | 5-1 | 639 |
| 16 Nebraska | 6-1 | 537 |
| 17 Oklahoma | 5-2 | 461 |
| 18 East Carolina | 5-1 | 445 |
| 19 Utah | 5-1 | 437 |
| 20 USC | 5-2 | 356 |
| 21 Clemson | 5-2 | 283 |
| 22 West Virginia | 5-2 | 272 |
| 23 Marshall | 7-0 | 184 |
| 24 LSU | 6-2 | 177 |
| 25 UCLA | 5-2 | 118 |

Others Receiving Votes

Duke 108, Oklahoma State 91, Minnesota 61, Colorado State 12, Louisville 4, **Missouri** 4, Stanford 4, North Dakota State 3, Maryland 3, Texas A&M 1

NUMBERS TO KNOW

124 The 2014 season marks the 124th season of University of Missouri football. The Missouri football program began play in 1890. However, MU did not field a team in 1918 due to an influenza epidemic on campus.

649 Mizzou holds an all-time record of 649-534-52, which equates to a .547 winning percentage.

345 The Tigers are 345-199-32 overall in conference play (62.7 winning percentage). Head coach Gary Pinkel's squad is 11-7 in the SEC, including the outstanding 7-1 league mark from last season.

12 Mizzou has won 12 conference championships. Those titles have come in: 1909, 1913, 1919, 1924, 1925, 1927, 1939, 1941, 1942, 1945, 1960 and 1969.

4 The Tigers have won four conference divisional championships, with all four crowns coming during the Pinkel era (2007, 2008, 2010, 2013).

30 Mizzou has played in 30 bowl games, all-time, and has gone 14-16 in those games. Pinkel has led the Tigers to nine bowl appearances, a program-record. Mizzou has gone 5-4 in bowls under Pinkel.

USA TODAY TOP 25 (OCT. 19)

| TEAM | RECORD | PTS |
|------------------------|--------|------|
| 1 Mississippi St. (36) | 6-0 | 1520 |
| 2 Florida State (22) | 7-0 | 1493 |
| 3 Ole Miss (4) | 7-0 | 1447 |
| 4 Alabama | 6-1 | 1293 |
| 5 Michigan State | 6-1 | 1243 |
| 6 Auburn | 5-1 | 1210 |
| 7 Oregon | 6-1 | 1133 |
| 8 Notre Dame | 6-1 | 1117 |
| 9 Georgia | 6-1 | 1096 |
| 10 TCU | 5-1 | 996 |
| 11 Kansas State | 5-1 | 909 |
| 12 Ohio State | 5-1 | 856 |
| 13 Baylor | 6-1 | 853 |
| 14 Arizona State | 5-1 | 654 |
| 15 Arizona | 5-1 | 612 |
| 16 Nebraska | 6-1 | 588 |
| 17 East Carolina | 5-1 | 578 |
| 18 Oklahoma | 5-2 | 482 |
| 19 Utah | 5-1 | 371 |
| 20 Clemson | 5-2 | 320 |
| 21 USC | 5-2 | 258 |
| 22 Marshall | 7-0 | 247 |
| 23 LSU | 6-2 | 155 |
| 24 Minnesota | 6-1 | 147 |
| 25 West Virginia | 5-2 | 143 |

Others Receiving Votes

Oklahoma State 141, Duke 116, UCLA 107, **Missouri** 23, Colorado State 18, Wisconsin 17, Washington 5, Stanford 2

DON'T TEST PENTON

AARION PENTON
LEADS TEAM WITH
7 PASS DEFENSES



- Sophomore CB **Aarion Penton** is in his first season as a full-time starter in Mizzou's secondary, and has provided a steady presence in aerial defense.
- His seven total pass defenses (5 PBU, 2 INT) is tied for fifth in the SEC. His 1.00 passes defended per game average ranks tied for sixth in the league.
- Penton additionally has 26 tackles, including 2.0 TFL.

SENIORS GETTING THEIR DEGREE

• The current Mizzou senior class is getting it done in the classroom. Seven of them will play the 2014 season as graduate students. Eight more are scheduled to finish their undergraduate work this December, with the remaining four on pace to earn their degree in May. Mizzou's seven current graduates are as follows...



CHRISTIAN BRINSER
EDUCATION

STEPHEN CARBERRY
HISTORY

ANTHONY GATTI
AGRIBUSINESS MANAGEMENT

MATT HOCH
MIDDLE SCHOOL EDUCATION

MITCH MORSE
HOSPITALITY MANAGEMENT

MARCUS MURPHY
PARKS, REC & TOURISM

DARIUS WHITE
GENERAL STUDIES

NAME
Markus Golden
Jimmie Hunt
Denzel Martin
Gavin Otte

GRADUATION
December 2014
December 2014
December 2014
December 2014

NAME
Darvin Ruise
Bud Sasser
Lucas Vincent
Braylon Webb

GRADUATION
December 2014
December 2014
December 2014
December 2014

NAME
David Butler
Adam Franklin
Duron Singleton
Jordan Wade

GRADUATION
May 2015
May 2015
May 2015
May 2015

CAREER STARTS

OFFENSE

| LINEMEN | '10 | '11 | '12 | '13 | '14 | Tot. |
|-------------|-----|-----|-----|-----|-----|------|
| Boehm | — | — | 12 | 14 | 7 | 33 |
| Morse | RS | 0 | 11 | 14 | 7 | 32 |
| McGovern | — | RS | 0 | 14 | 7 | 21 |
| McNulty | — | RS | 4 | 0 | 3 | 7 |
| Gatti | RS | 0 | 0 | 2 | 4 | 6 |
| Hall, M. L. | — | — | — | 0 | 4 | 4 |
| Chappell | — | RS | 0 | 0 | 3 | 3 |

| RECEIVERS | '10 | '11 | '12 | '13 | '14 | Tot. |
|-----------|-----|-----|-----|-----|-----|------|
| Sasser | RS | 0 | 6 | 10 | 7 | 23 |
| Culkin | — | — | RS | 1 | 7 | 8 |
| Hunt | RS | 0 | 0 | 0 | 6 | 6 |
| White | 0 | 0 | — | 0 | 5 | 5 |
| Leftwich | — | RS | 0 | 0 | 2 | 2 |
| Otte | — | — | — | 0 | 1 | 1 |

| QBs | '10 | '11 | '12 | '13 | '14 | Tot. |
|--------------|-----|-----|-----|-----|-----|------|
| Mauk | — | — | RS | 4 | 7 | 11 |
| Berkstresser | — | RS | 4 | 0 | — | 4 |

| TAILBACKS | '10 | '11 | '12 | '13 | '14 | Tot. |
|------------|-----|-----|-----|-----|-----|------|
| Murphy | 0 | — | 0 | 0 | 4 | 4 |
| Hansbrough | — | — | 0 | 0 | 3 | 3 |

DEFENSE

| LINEMEN | '10 | '11 | '12 | '13 | '14 | Tot. |
|----------|-----|-----|-----|-----|-----|------|
| Hoch | RS | 0 | 12 | 13 | 3 | 28 |
| Vincent | RS | 0 | 0 | 9 | 6 | 15 |
| Brantley | — | — | RS | 5 | 5 | 10 |
| Ray | — | — | RS | 0 | 7 | 7 |
| Golden | — | — | 0 | 0 | 6 | 6 |
| Harris | — | — | — | RS | 1 | 1 |

| LINEBACKERS | '10 | '11 | '12 | '13 | '14 | Tot. |
|-------------|-----|-----|-----|-----|-----|------|
| Brothers | — | RS | 0 | 14 | 7 | 21 |
| Scherer | — | — | RS | 0 | 7 | 7 |
| Green | — | — | RS | 0 | 1 | 1 |
| Newsom | — | — | RS | 0 | 1 | 1 |

| SECONDARY | '10 | '11 | '12 | '13 | '14 | Tot. |
|-----------|-----|-----|-----|-----|-----|------|
| Webb | RS | 4 | 12 | 14 | 7 | 37 |
| Simon | — | RS | 0 | 8 | 7 | 15 |
| Penton | — | — | — | 2 | 7 | 9 |
| Singleton | — | — | — | 0 | 5 | 5 |
| Dennis | — | — | — | — | 4 | 4 |
| Gibson | — | — | RS | 0 | 3 | 3 |

LUCAS VINCENT
ONLY MIZZO 4-YR.
SENIOR TO PLAY IN
EVERY GAME OF HIS
CAREER - 46 GAMES



BRAYLON WEBB
MIZZO LEADER WITH 37 CAREER STARTS



FULL PARTICIPATION REPORT

| | Career G-GS | 2014 G-GS | 2013 G-GS | 2012 G-GS | 2011 G-GS | 2010 G-GS |
|------------------------|----------------|--------------|--------------|--------------|--------------|--------------|
| 97 Josh Augusta | 21-0 | 7-0 | 14-0 | - | - | - |
| 99 Andrew Baggett | 33-0 | 7-0 | 14-0 | 12-0 | RS | - |
| 38 Eric Beisel | 7-0 | 7-0 | RS | - | - | - |
| 13 Corbin Berkstresser | 13-4 | - | 3-0 | 10-4 | RS | - |
| 77 Evan Boehm | 33-33 | 7-7 | 14-14 | 12-12 | - | - |
| 90 Harold Brantley | 21-10 | 7-5 | 14-5 | RS | - | - |
| 26 Jake Brents | 1-0 | 1-0 | 0-0 | RS | - | - |
| 92 Christian Brinser | 22-0 | 7-0 | 14-0 | - | 1-0 | RS |
| 10 Kentrell Brothers | 32-21 | 7-7 | 14-14 | 11-0 | RS | - |
| 2 Nate Brown | 5-0 | 5-0 | - | - | - | - |
| 5 Cortland Browning | 24-0 | 7-0 | 14-0 | 3-0 | RS | - |
| 34 Joey Burkett | 7-0 | 7-0 | RS | - | - | - |
| 99 David Butler | 1-0 | 1-0 | - | - | - | RS |
| 51 Stephen Carberry | 6-0 | 2-0 | 3-0 | - | 1-0 | RS |
| 62 Taylor Chappell | 10-3 | 6-3 | 4-0 | - | RS | - |
| 28 Logan Cheadle | 7-0 | 7-0 | - | - | - | - |
| 90 Nick Coffman | 1-0 | 1-0 | - | RS | - | - |
| 55 Nate Crawford | 2-0 | 2-0 | RS | - | - | - |
| 80 Sean Culkin | 21-8 | 7-7 | 14-1 | RS | - | - |
| 7 Kenya Dennis | 7-4 | 7-4 | - | - | - | - |
| 82 Clayton Echarid | 20-0 | 7-0 | 12-0 | 1-0 | RS | - |
| 79 Adam Franklin | 1-0 | 1-0 | - | - | RS | - |
| 70 Anthony Gatti | 26-6 | 4-4 | 11-2 | 9-0 | 2-0 | RS |
| 1 John Gibson | 19-3 | 7-3 | 12-0 | RS | - | - |
| 33 Markus Golden | 32-6 | 6-6 | 14-0 | 12-0 | - | - |
| 92 Justin Grava | 1-0 | - | - | 1-0 | - | - |
| 40 Clarence Green | 19-1 | 7-1 | 10-0 | 1-0 | RS | - |
| 69 Mitch H. Hall | 4-0 | - | - | 4-0 | RS | - |
| 73 Mitch L. Hall | 19-4 | 6-4 | 13-0 | - | - | - |
| 32 Russel Hansbrough | 30-3 | 7-3 | 14-0 | 9-0 | - | - |
| 91 Charles Harris | 7-1 | 7-1 | RS | - | - | - |
| 95 Rickey Hatley | 15-0 | 7-0 | 8-0 | RS | - | - |
| 89 Matt Hoch | 42-28 | 6-3 | 13-13 | 12-12 | 11-0 | RS |
| 88 Jimmie Hunt | 44-6 | 6-6 | 14-0 | 12-0 | 12-0 | RS |
| 35 Tyler Hunt | 21-0 | 7-0 | 13-0 | 1-0 | - | - |
| 86 Jake Hurrell | 21-0 | 7-0 | 14-0 | RS | - | - |
| 3 David Johnson | 17-0 | 5-0 | 12-0 | - | - | - |
| 24 Lawrence Lee | 5-0 | 5-0 | - | - | - | - |
| 18 Wesley Leftwich | 9-2 | 6-2 | 3-0 | - | RS | - |
| 75 A.J. Logan | 2-0 | 2-0 | RS | - | - | - |
| 35 Marcus Loud | 7-0 | 7-0 | RS | - | - | - |
| 7 Maty Mauk | 20-11 | 7-7 | 13-4 | RS | - | - |
| 49 Denzel Martin | 1-0 | 1-0 | - | - | - | RS |
| 60 Connor McGovern | 29-21 | 7-7 | 14-14 | 8-0 | RS | - |
| 63 Brad McNulty | 27-7 | 6-3 | 10-0 | 11-4 | RS | - |
| 4 J'Mon Moore | 7-0 | 7-0 | RS | - | - | - |
| 65 Mitch Morse | 45-32 | 7-7 | 14-14 | 11-11 | 13-0 | RS |
| 6 Marcus Murphy | 45-4 | 7-4 | 14-0 | 12-0 | RS | 12-0 |
| 25 Donavin Newsom | 17-1 | 7-1 | 10-0 | RS | - | - |
| 84 Gavin Otte | 9-1 | 7-1 | 2-0 | - | - | - |
| 11 Aarion Penton | 21-9 | 7-7 | 14-2 | - | - | - |
| 9 Eddie Printz | 2-0 | 2-0 | RS | - | - | - |
| 56 Shane Ray | 33-7 | 7-7 | 14-0 | 12-0 | RS | - |
| 10 Jason Reese | 7-0 | 7-0 | RS | - | - | - |
| 72 Clay Rhodes | 1-0 | 1-0 | RS | - | - | - |
| 12 Darvin Ruise | 45-0 | 7-0 | 14-0 | 12-0 | 12-0 | RS |
| 19 Shaun Rupert | 6-0 | 6-0 | RS | - | - | - |
| 21 Bud Sasser | 42-23 | 7-7 | 14-10 | 12-6 | 9-0 | RS |
| 30 Michael Scherer | 21-7 | 7-7 | 14-0 | RS | - | - |
| 22 Anthony Sherrills | 7-0 | 7-0 | RS | - | - | - |
| 21 Ian Simon | 31-15 | 7-7 | 14-8 | 10-0 | - | - |
| 2 Duron Singleton | 19-5 | 7-5 | 12-0 | - | - | - |
| 36 Morgan Steward | 12-0 | - | 12-0 | RS | - | - |
| 96 Lucas Vincent | 46-15 | 7-6 | 14-9 | 12-0 | 13-0 | RS |
| 34 Jordan Wade | 1-0 | 1-0 | - | - | - | - |
| 13 Chaston Ward | 13-0 | 7-0 | 6-0 | RS | - | - |
| 9 Braylon Webb | 44-37 | 7-7 | 14-14 | 12-12 | 11-4 | RS |
| 8 Darius White | 40-5* | 5-5 | 14-0 | RS | 11-0* | 10-0* |
| 76 Jordan Williams | 7-0 | 4-0 | 3-0 | RS | - | - |
| 8 Thomas Wilson | 7-0 | 7-0 | - | - | - | - |
| 50 Evan Winston | 4-0 | 3-0 | 1-0 | RS | - | - |
| 29 Ish Witter | 5-0 | 5-0 | - | - | - | - |

MOST GAMES PLAYED

| | |
|---------------|----|
| Lucas Vincent | 45 |
| Marcus Murphy | 44 |
| Darvin Ruise | 44 |
| Mitch Morse | 44 |
| Jimmie Hunt | 43 |
| Braylon Webb | 43 |
| Matt Hoch | 41 |
| Bud Sasser | 41 |

MOST STARTS

| | |
|--------------|----|
| Braylon Webb | 37 |
| Evan Boehm | 32 |
| Mitch Morse | 31 |
| Matt Hoch | 28 |

CONSECUTIVE GAMES PLAYED STREAK


| | |
|---------------|----|
| Lucas Vincent | 45 |
| Darvin Ruise | 44 |
| Bud Sasser | 34 |
| Braylon Webb | 34 |
| Evan Boehm | 34 |

CONSECUTIVE STARTS

| | |
|-------------------|----|
| Evan Boehm | 32 |
| Braylon Webb | 32 |
| Mitch Morse | 25 |
| Kentrell Brothers | 20 |
| Connor McGovern | 20 |

WEBB & BOEHM

TEAM-BEST 32
CONSECUTIVE
STARTS



MORE CHARTS, BECAUSE WHY NOT?

5-TD PASS GAMES IN MIZZOU HISTORY

2014 **MATY MAUK** (SO.) AT TOLEDO
 A-C-I YDS. TD
 32-21-2 325 5
WON, 49-24 (IN TOLEDO, OHIO)

2013 **MATY MAUK** (RSFR.) AT KENTUCKY
 A-C-I YDS. TD
 28-17-0 203 5
WON, 48-17 (IN LEXINGTON, KY.)

2008 **CHASE DANIEL** (SR.) VS. COLORADO
 A-C-I YDS. TD
 37-31-1 302 5
WON, 58-0 (IN COLUMBIA, MO.)

2007 **CHASE DANIEL** (JR.) AT COLORADO
 A-C-I YDS. TD
 44-26-1 421 5
WON, 55-10 (IN BOULDER, COLO.)

2007 **CHASE DANIEL** (JR.) AT OLE MISS
 A-C-I YDS. TD
 42-31-0 330 5
WON, 38-25 (IN OXFORD, MISS.)

2006 **CHASE DANIEL** (SO.) VS. MURRAY STATE
 A-C-I YDS. TD
 32-23-0 320 5
WON, 47-7 (IN COLUMBIA, MO.)

MIZZOU CAREER 300+ YARD PASS GAMES

- 20** CHASE DANIEL (2005-08)
- 10** BLAINE GABBERT (2008-10)
- 5** JAMES FRANKLIN (2010-13)
- 5** JEFF HANDY (1991-94)
- 4** KENT KIEFER (1989-90)

TRACKING

- 2** **MATY MAUK (2013-)**

MIZZOU CAREER 3+ TD PASS GAMES


- 19** CHASE DANIEL (2005-08)
- 8** JAMES FRANKLIN (2010-13)
- 6** BRAD SMITH (2002-05)
- 5** **MATY MAUK (2013-)**
- BLAINE GABBERT (2008-10)
- 4** KIRK FARMER (1999-02)
- JEFF HANDY (1991-94)
- PHIL JOHNSON (1990-92)

MIZZOU CAREER PASSING TOUCHDOWNS

- 101** CHASE DANIEL (2005-08)
- 56** BRAD SMITH (2002-05)
- 51** JAMES FRANKLIN (2010-13)
- 40** BLAINE GABBERT (2008-10)
- 39** JEFF HANDY (1991-94)
- 34** PHIL BRADLEY (1977-80)
- 32** MARLON ADLER (1982-85)
- 26** KIRK FARMER (1999-02)
- CORB Y JONES (1995-98)
- 25** **MATY MAUK (2013-)**
- 23** KENT KIEFER (1989-90)
- STEVEN PISARKIEWICZ (1974-76)

MIZZOU SEASON-HIGH PASSING TOUCHDOWNS

- 2008** **39** - CHASE DANIEL
 - 2007** **33** - CHASE DANIEL
 - 2006** **28** - CHASE DANIEL
 - 2009** **24** - BLAINE GABBERT
 - 2011** **21** - JAMES FRANKLIN
 - 2013** **19** - JAMES FRANKLIN
 - 1969** **18** - TERRY McMILLAN
 - 2004** **17** - BRAD SMITH
 - 2010** **16** - BLAINE GABBERT
 - 2002** **15** - BRAD SMITH
- #### TRACKING
- 14** **MATY MAUK (2013-)**



MIZZOU 100-YD. RUSHING PERFORMANCES

- 18** BRAD SMITH (QB, 2002-05)
- 11** HENRY JOSEY (TB, 2010-13)
- ZACK ABRON (TB, 2000-03)
- JOE MOORE (TB, 1969-70)
- DEVIN WEST (TB, 1995-98)
- 9** BROCK OLIVIO (TB, 1994-97)

TRACKING

- 4** **RUSSELL HANSBROUGH (TB, 2012-)**
- 1** **MATY MAUK (QB, 2013-)**



MIZZOU SINGLE-SEASON SACKS

| | | | |
|-----------|------------------|--------------|-------------|
| 1. | MICHAEL SAM | 11.5-71 | 2013 |
| | ALDON SMITH | 11.5-99 | 2009 |
| 3. | JUSTIN SMITH | 11-91 | 2000 |
| | STRYKER SULAK | 10.5-94 | 2008 |
| 5. | SHANE RAY | 10-62 | 2014 |
| | ANTWAUN BYNUM | 10-63 | 2002 |
| 6. | KONY EALY | 9.5-59 | 2013 |
| 7. | BRIAN SMITH | 9-53 | 2005 |
| 8. | JEFF GAYLORD | 8-64 | 1981 |
| | BOBBY BELL | 8-62 | 1983 |
| | BOBBY BELL | 8-56 | 1982 |
| | STEVE MARTIN | 8-54 | 1994 |
| | JUSTIN SMITH | 8-53 | 1999 |
| | XZAVIE JACKSON | 8-51 | 2006 |
| | BRIAN SMITH | 8-49 | 2003 |
| | RICK LYLE | 8-32 | 1993 |



MIZZOU SINGLE-SEASON TACKLES-FOR-LOSS

| | | | |
|----|-------------------|---------|------|
| 1. | JUSTIN SMITH | 24-128 | 2000 |
| | KEITH WRIGHT | 24-81 | 2002 |
| 3. | JOHN COWAN | 23-0 | 1971 |
| 4. | MICHAEL SAM | 19-97 | 2013 |
| | ALDON SMITH | 19-126 | 2009 |
| | ANTWAUN BYNUM | 19-84 | 2002 |
| 7. | SEAN WEATHERSPOON | 18.5-75 | 2008 |
| 8. | JEFF GAYLORD | 18-94 | 1981 |
| | SEAN DOYLE | 18-84 | 2000 |
| | J.J. DOAK | 18-N/A | 1972 |

TRACKING

SHANE RAY **14.0-80** **2014**

GARY PINKEL

- With his 180 career wins in 24 seasons as a head coach, Mizzou's Gary Pinkel is ranked sixth among active FBS coaches. Pinkel has a career record of 180-102-3 all-time (63.7%), including a 73-37-3 record (64.6%) in 10 years at Toledo (1991-2000) and 107-65 (62.2%) over 14 seasons at Mizzou...
- Pinkel became the all-time winningest coach at Missouri (102) when the Tigers won the Cotton Bowl to close out 2013...



WINNINGEST ACTIVE FBS HEAD COACHES

| | Coach, School | Yrs. | W | L | T | Pct. |
|-----|--------------------------------|-------------|----------|----------|----------|-------------|
| 1. | Frank Beamer, Virginia Tech | 33 | 270 | 135 | 4 | .668 |
| 2. | Steve Spurrier, South Carolina | 25 | 223 | 82 | 2 | .731 |
| 3. | Brian Kelly, Notre Dame | 25 | 213 | 72 | 2 | .747 |
| 4. | Dennis Francione, Texas State | 30 | 206 | 124 | 2 | .626 |
| 5. | Bill Snyder, Kansas State | 23 | 182 | 90 | 1 | .669 |
| 6. | Gary Pinkel, Mizzou | 24 | 180 | 102 | 3 | .637 |
| 7. | Larry Blakeney, Troy | 24 | 176 | 110 | 1 | .623 |
| 8. | Nick Saban, Alabama | 18 | 171 | 58 | 1 | .745 |
| 9. | Bob Stoops, Oklahoma | 16 | 165 | 41 | 1 | .806 |
| 10. | Paul Johnson, Georgia Tech | 18 | 159 | 73 | 0 | .686 |


THE STAFF

- Five of head coach Gary Pinkel's nine assistant coaches have been at Mizzou for the entirety of Pinkel's tenure in Columbia (2001-Present). That group includes:



DAVE STECKEL ASSOC. HC DEFENSIVE COORD. LINEBACKERS
ANDY HILL ASSOC. HC QUARTERBACKS
CORNELL FORD CORNERBACKS
BRIAN JONES RUNNING BACKS
CRAIG KULIGOWSKI DEFENSIVE LINE

- Ford, Jones and Kuligowski all came with Pinkel as he moved his staff to Columbia after his successful 10-year run at Toledo (1991-2000).
- Steckel coached UT's defensive line under Pinkel from 1992-95 before coaching at Rutgers from 1995-2000.
- Ford (1996-2000) coached Toledo's receivers in his Rocket days, also serving as recruiting coordinator in 1996. He was a graduate assistant on Pinkel's first staff in 1991.
- Jones (1992-2000) began oversight of running backs in 1995 after coaching receivers from 1992-94.
- Kuligowski was Toledo's defensive line coach for the majority of his stint with the Rockets (1996-2000) after serving as recruiting coordinator, tight ends coach and assistant offensive line coach at Toledo from 1992-1995.
- Hill's tenure at Mizzou, now in its 19th season, predates the Pinkel era. Hill tutored the Tigers' wide receivers from 1996-2000, also serving as co-offensive coordinator in 2000.



• First-year assistant coach A.J. Ricker (offensive line) is a new face on the Mizzou coaching staff, but is certainly familiar with the program. The former Illinois OL coach (2013) and run game coordinator at Western Michigan (2011-12) started 47 consecutive games at center for Mizzou from 2000-03.

A.J. RICKER OFFENSIVE LINE
JOSH HENSON OFFENSIVE COORD. TIGHT ENDS/OL
ALEX GRINCH SAFETIES
PAT WASHINGTON RECEIVERS

- Henson is in his sixth year at Mizzou and second as OC. Grinch is on his third year of heading up the safeties unit. Washington is in his second season coach Mizzou's receivers.



PINKEL QUICK FACTS:

| | |
|-----------------|---|
| Age: | 62 |
| Birthdate: | April 27, 1952 |
| Hometown: | Akron, Ohio |
| Alma Mater: | Kent State (1973) |
| Playing Honors: | Hon. Men. All-American Tight End (1973 - Associated Press) |

COACHING PROGRESSION:

| | |
|-------------------|--------------|
| Kent State: | |
| Grad. Asst. Coach | 1974-75 |
| Washington: | |
| Grad. Asst. Coach | 1976 |
| Bowling Green: | |
| Asst. Coach | 1977-78 |
| Washington: | |
| Asst. Coach | 1979-1990 |
| Toledo: | |
| Head Coach | 1991-2000 |
| Mizzou: | |
| Head Coach | 2001-Present |

PINKEL CAREER RECORD

| | |
|--------------------------|-------------------|
| at Mizzou (2001-Present) | 107-65 (62.2%) |
| at Toledo (1991-2000) | 73-37-3 (65.9%) |
| TOTALS | 180-102-3 (63.7%) |

PINKEL YEAR-BY-YEAR

| | |
|---|---------|
| At Toledo | |
| 1991 | 5-5-1 |
| 1992 | 8-3 |
| 1993 | 4-7 |
| 1994 | 6-4-1 |
| 1995 (MAC Champs / Las Vegas Bowl Champs) | 11-0-1 |
| 1996 | 7-4 |
| 1997 (MAC West Champs) | 9-3 |
| 1998 (MAC West Champs) | 7-5 |
| 1999 | 6-5 |
| 2000 | 10-1 |
| 10 Years | 73-37-3 |

| | |
|---|--------|
| At Mizzou | |
| 2001 | 4-7 |
| 2002 | 5-7 |
| 2003 (Independence Bowl) | 8-5 |
| 2004 | 5-6 |
| 2005 (Independence Bowl Champs) | 7-5 |
| 2006 (Sun Bowl) | 8-5 |
| 2007 (Big 12 North Champs / Cotton Bowl Champs) | 12-2 |
| 2008 (Big 12 North Champs / Alamo Bowl Champs) | 10-4 |
| 2009 (Texas Bowl) | 8-5 |
| 2010 (Big 12 North Champs / Insight Bowl) | 10-3 |
| 2011 (Independence Bowl Champs) | 8-5 |
| 2012 | 5-7 |
| 2013 (SEC Eastern Champs) | 12-2 |
| 2014 | 5-2 |
| 13 Years | 107-65 |

MEMORIAL STADIUM/FAUROT FIELD (CAPACITY: 71,168)

Mizzou's gameday home is Memorial Stadium/Faurot Field. Here are some facts associated with the stadium.

- Opened in 1926
- Built for a cost of \$350,000
- Initial seating capacity was 25,000
- Named Memorial Stadium in honor of the 112 Mizzou graduates and students who died in World War I
- The Rock M overlooking the North endzone debuted in 1927, and was assembled by the freshman class
- New seating capacity is 71,168 in 2014
- MU all-time record at Memorial Stadium is 273-175-20 (62.6%) in 89 seasons.
- Field was named Faurot Field in 1972 in honor of Hall of Fame Coach Don Faurot (fuh-ROE)

- Approximately \$50 million of construction investment provides New Amenities in 2014 including:
 - East side addition which added a new upper deck (called the Tiger Deck), which added 4,500 seats
 - A new club/lounge level (called the Columns Club) complete with outdoor loge seating and two suites
 - New lighting towers
 - Ribbon/message boards on both the east and west sides
 - Newly-created tailgating area beyond the southwest corner of the stadium called Truman's Terrace



HONORS

PK ANDREW BAGGETT (JR.)*Preseason*

Coaches All-SEC Third Team
Preseason Media Days All-SEC Third Team

C EVAN BOEHM (JR.)*Preseason*

Rimington Trophy Fall Watch List
Outland Trophy Watch List
Coaches All-SEC Second Team
Preseason Media Days All-SEC Third Team

P CHRISTIAN BRINSER (SR.)*In-Season*

CFPA Honorable Men. Punter of the Week (Oct. 18)

DE MARKUS GOLDEN (SR.)*Preseason*

Chuck Bednarik Award Watch List
Bronko Nagurski Trophy Watch List
Ted Hendricks Award Watch List
Coaches All-SEC Second Team
Preseason Media Days All-SEC Second Team

DL MATT HOCH (SR.)*In-Season*

NFF National Scholar-Athlete Semifinalist (Sept. 25)

QB MATY MAUK (SO.)*In-Season*

SEC Offensive Player of the Week (Sept. 6)
ESPN.com SEC "Helmet Sticker" (Sept. 6)
Manning Award Star of the Week (Sept. 6)

LT MITCH MORSE (SR.)*In-Season*

Senior CLASS Award Candidate (Sept. 18)

TB/PR MARCUS MURPHY (SR.)*Preseason*

Preseason Media Days All-SEC Third Team RS
Paul Hornung Award Watch List

In-Season

CFPA National Kickoff Returner of the Week (Aug. 30)
Paul Hornung Award Weekly Honor Roll (Sept. 27)
ESPN.com SEC "Helmet Sticker" (Sept. 27)
Paul Hornung Award Weekly Honor Roll (Oct. 18)
ESPN.com SEC "Helmet Sticker" (Oct. 18)
CFPA National Kickoff Returner of the Week (Oct. 18)

DE SHANE RAY (JR.)*In-Season*

SEC Defensive Player of the Week (Sept. 13)
CFPA National DL of the Week (Sept. 13)
SEC Defensive Line Player of the Week (Sept. 27)
Athlon National Def. Player of the Week (Oct. 18)


WR BUD SASSER (SR.)*In-Season*

Athlon SEC Player of the Week (Sept. 6)

S BRAYLON WEBB (SR.)*In-Season*

CFPA Honorable Men. DB of the Week (Oct. 18)


UNIFORM REPORT



SOUTH DAKOTA STATE (AUG. 30) - W, 38-18: OVAL TIGER HELMET, BLACK JERSEY, BLACK PANTS



AT TOLEDO (SEPT. 6) - W, 49-24: OVAL TIGER HELMET, WHITE JERSEY, ANTHRACITE PANTS



UCF (SEPT. 13) - W, 38-10: OVAL TIGER HELMET, BLACK JERSEY, GOLD PANTS



INDIANA (SEPT. 20) - L, 31-27: OVAL TIGER HELMET, ANTHRACITE JERSEY, BLACK PANTS



AT SOUTH CAROLINA (SEPT. 27) - W, 21-20: ALTERNATE CHROME ON MATTE BLACK, WHITE JERSEY, WHITE PANTS



GEORGIA (OCT. 11) - L, 34-0: ALTERNATE TIGER HELMET, GOLD JERSEY, BLACK PANTS



AT FLORIDA (OCT. 18) - W, 42-13: ALTERNATE CHROME ON GLOSSY BLACK, WHITE JERSEY AND PANTS

MIZZOU - THE LAST TIME IT HAPPENED...**RUSHING**

| | |
|---|--|
| 30 attempts | 45 - Zain Gilmore vs. Texas Tech, 10/30/99 |
| 200 yards | 263 - Henry Josey vs. Western Illinois, 9/17/11 |
| 3 TDs | Russell Hansbrough at South Carolina, 9/27/14 |
| 4 TDs | Tony Temple vs. Arkansas (Cotton Bowl), 1/1/08 |
| 50+ yard rush | 68 - Russell Hansbrough vs. Indiana, 9/20/14 |
| 75+ yard rush | 86 - Henry Josey at Kentucky, 11/9/13 |
| Two 100-yard performances (same game) | 115 - Henry Josey vs. Murray State, 8/31/13 |
| Four consecutive 100-yard games (same season) | 104 - Russell Hansbrough vs. Murray State, 8/31/13 |
| | Henry Josey |
| | 129 vs. Iowa State, 10/15/11 |
| | 138 vs. Oklahoma State, 10/22/11 |
| | 162 at Texas A&M, 10/29/11 |
| | 132 at Baylor, 11/5/11 |

PASSING

| | |
|---------------------|---|
| 30-39 attempts | 32 - Maty Mauk at Toledo, 9/6/14 |
| 40-49 attempts | 48 - Maty Mauk vs. Indiana, 9/20/14 |
| 50 attempts | 51 - James Franklin at Florida, 11/3/12 |
| 30-39 completions | 32 - James Franklin at Indiana, 9/21/13 |
| 300 yards | 331 - Maty Mauk vs. Indiana, 9/20/14 |
| 400 yards | 434 - Blaine Gabbert vs. Iowa, 12/28/10 |
| 75+ yard completion | 96 - Maty Mauk vs. South Carolina, 10/26/13 |
| 3 TDs | Maty Mauk vs. South Dakota State, 8/30/14 |
| 4 TDs | Maty Mauk vs. UCF, 9/13/14 |
| 5 TDs | Maty Mauk at Toledo, 9/6/14 |
| 4 interceptions | James Franklin at Florida, 11/3/12 |
| 5 interceptions | Terry McMillan vs. Penn State, 1/1/70 |
| 6 interceptions | Kent Kiefer vs. Miami (Fla), 9/23/89 |

RECEIVING

| | |
|---|---|
| 10+ receptions | 12 - Bud Sasser vs. Indiana, 9/20/14 |
| 150 yards | 153 - Bud Sasser vs. Indiana, 9/20/14 |
| 75+ yard reception | 96 - L'Damian Washington vs. South Carolina, 10/26/13 |
| Two 100-yard performances (same game) | 101 (10) - Marcus Lucas at Indiana, 9/21/13 |
| Three 100-yard performances (same game) | 105 (8) - Dorial Green-Beckham at Indiana, 9/21/13 |
| | 172 (6) - Jeremy Maclin vs. Nevada, 9/13/08 |
| | 127 (6) - Chase Coffman vs. Nevada, 9/13/08 |
| | 100 (6) - Tommy Saunders vs. Nevada, 9/13/08 |
| 3 TDs | Danario Alexander at Kansas State, 11/14/09 |
| 4 TDs | Dorial Green-Beckham at Kentucky, 11/9/13 |

DEFENSIVE

| | |
|-------------|---|
| 15+ tackles | 15 - Andrew Wilson vs. Oklahoma State, 1/3/14 |
| 3.0+ sacks | 3.0 - Michael Sam vs. Florida, 10/19/13 |
| 3.0+ TFL | 4.0 - Shane Ray vs. UCF, 9/13/14 |

TOTAL OFFENSE (RUSHING & PASSING)

| | |
|---------------|--|
| 400+ yards | 404 - James Franklin at Indiana, 9/21/13 |
| 300-399 yards | 363 - Maty Mauk vs. Indiana, 9/20/14 |

FIELD GOALS

| | |
|----------------|---|
| 50 yards | 50 - Grant Ressel vs. Miami (OH), 9/18/10 |
| 4 FG made | 4 - Grant Ressel vs. Kansas, 11/28/09 |
| 5 FG made | 5 - Andrew Baggett vs. Florida, 10/19/13 |
| 6 FG attempted | 7 - Tom Whelihan vs. Oklahoma State, 11/16/85 |

TOUCHDOWN RETURNS (YARDAGE)

| | |
|--------------------|---|
| Kickoff | 96 - Marcus Murphy at Florida, 10/18/14 |
| Punt | 82 - Marcus Murphy at Florida, 10/18/14 |
| Interception | 46 - Darvin Ruise at Florida, 10/18/14 |
| Fumble | 21 - Markus Golden at Florida, 10/18/14 |
| Blocked Field Goal | 70 - Carlos Posey vs. West Virginia, 12/26/98 |

TEAM

| | |
|-----------------------------------|---|
| Shut out opponent at Faurot Field | 69-0 vs. Western Illinois, 9/17/11 |
| Shut out opponent on the road | 14-0 at Iowa State, 11/20/10 |
| Shut out opponents, back-to-back | 27-0 at Kansas State, 10/8/66 |
| | 7-0 vs. Oklahoma, 10/15/66 |
| Won in overtime | 51-48 (4 OT) at Tennessee, 11/10/12 |
| Blocked a punt | at Kentucky (Levi Copelin), 11/9/13 |
| Block a field goal | at Toledo (Harold Brantley), 9/6/14 |
| Block a PAT | at Florida (Shane Ray), 10/18/14 |
| Game-winning field goal | 35 yards, Andrew Baggett at Tennessee, 11/10/12 |
| Scored 50 points | 51-28 win at Vanderbilt, 10/5/13 |
| Scored 60 points | 62-10 win vs. SE Louisiana, 9/1/12 |
| 600 yards of total offense | 623 at Indiana, 9/21/13 |
| 700 yards of total offense | 744 vs. Western Illinois, 9/17/11 |

OPPONENT - THE LAST TIME IT HAPPENED...**RUSHING**

| | |
|---------------------------------------|--------------------------------------|
| 30+ attempts | 38 - Nick Chubb, Georgia, 10/11/14 |
| 200 yards | 304 - Tre Mason, Auburn, 12/7/13 |
| 300 yards | 304 - Tre Mason, Auburn, 12/7/13 |
| 3 TDs | Kareem Hunt, Toledo, 9/6/14 |
| 4 TDs | Tre Mason, Auburn, 12/7/13 |
| Two 100-yard performances (same game) | 304 - Tre Mason, Auburn, 12/7/13 |
| | 101 - Nick Marshall, Auburn, 12/7/13 |

PASSING

| | |
|-------------------|---|
| 40-49 attempts | 42 - Bo Wallace, Ole Miss, 11/23/13 |
| 50+ attempts | 57 - Clint Chelf, Oklahoma State, 1/3/14 |
| 30-39 completions | 33 - Clint Chelf, Oklahoma State, 1/3/14 |
| 40+ completions | 44 - Graham Harrell, Texas Tech, 10/20/07 |
| 400 yards | 404 - Tyler Bray, Tennessee, 11/10/12 |
| 500 yards | 510 - Kliff Kingsbury, Texas Tech, 10/19/02 |
| 4 TDs | Tyler Bray, Tennessee, 11/10/12 |
| 5 TDs | Juice Williams, Illinois, 8/30/08 |

RECEIVING

| | |
|---------------------------------------|--|
| 10+ receptions | 11 - Pig Howard, Tennessee, 11/2/13 |
| 200+ yards | 244 - Alec Lemon, Syracuse, 11/17/12 |
| 175-199 yards | 180 - Aaron Pflugrad, Arizona State, 9/9/11 |
| 150-174 yards | 163 - Tevin Reese, Baylor, 11/5/11 |
| 2 TDs | Bruce Ellington, South Carolina, 10/26/13 |
| 3 TDs | Ryan Broyles, Oklahoma, 9/24/11 |
| Two 100-yard performances (same game) | 136 - Julian Jones, Arkansas State, 9/28/13 |
| | 117 - J.D. McKissic, Arkansas State, 9/28/13 |

TOTAL OFFENSE (RUSHING & PASSING)

| | |
|-----------|---|
| 500 yards | 506 - Todd Reesing, Kansas, 11/28/09 |
| 400 yards | 439 - Johnny Manziel, Texas A&M, 11/24/12 |

FIELD GOALS

| | |
|-----------|--------------------------------------|
| 50+ yards | 52 - Cody Parkey, Auburn, 12/7/13 |
| 4 FG made | Brian Davis, Arkansas State, 9/28/13 |
| 3 FG made | Jeremiah Detmer, Toledo, 9/7/13 |

TOUCHDOWN RETURNS (YARDAGE)

| | |
|--------------|--|
| Kickoff | 100 - Solomon Patton, Florida, 10/19/13 |
| Punt | 0 (In Endzone) - Malcolm Williams, Texas, 10/24/09 |
| Interception | 57 - Brad McDougald, Kansas, 11/26/11 |
| Fumble | 12 - Curtis Lofton, Oklahoma, 10/13/07 |

TEAM

| | |
|---------------------------------|--------------------------------|
| Shut out Mizzou at Faurot Field | 34-0 vs. Georgia, 10/11/14 |
| Shut out Mizzou on road | 66-0 at Kansas State, 11/20/99 |
| Scored 30-39 points | 34 - Georgia, loss, 10/11/14 |
| Scored 40-49 points | 48, Tennessee, won, 11/10/12 |
| Scored 50-59 points | 59 - Auburn, loss, 12/7/13 |
| Scored 60+ points | 62 - Oklahoma, loss, 12/6/08 |
| Scored safety | Vanderbilt, at Faurot, 10/6/12 |

2014 STARTING LINEUPS

| OFFENSE | TE | LT | LG | C | RG | RT | QB | TB | X-WR | H-WR | Z-WR |
|------------------------------|--------|-------|---------|-------|-------------|----------|------|------------|--------|----------|-----------|
| South Dakota St. (Aug. 30) | Culkin | Morse | Gatti | Boehm | Hall, M. L. | McGovern | Mauk | Hansbrough | Sasser | Hunt, J. | White, D. |
| at Toledo (Sept. 6) | Culkin | Morse | Gatti | Boehm | Hall, M. L. | McGovern | Mauk | Murphy | Sasser | Hunt, J. | White, D. |
| UCF (Sept. 13) | Culkin | Morse | Gatti | Boehm | Hall, M. L. | McGovern | Mauk | Murphy | Sasser | Hunt, J. | White, D. |
| Indiana (Sept. 20) | Culkin | Morse | Gatti | Boehm | Hall, M. L. | McGovern | Mauk | Murphy | Sasser | Hunt, J. | White, D. |
| at South Carolina (Sept. 27) | Culkin | Morse | McNulty | Boehm | McGovern | Chappell | Mauk | Hansbrough | Sasser | Otte | Leftwich |
| Georgia (Oct. 11) | Culkin | Morse | McNulty | Boehm | McGovern | Chappell | Mauk | Hansbrough | Sasser | Hunt, J. | Leftwich |
| at Florida (Oct. 18) | Culkin | Morse | McNulty | Boehm | McGovern | Chappell | Mauk | Murphy | Sasser | Hunt, J. | White, D. |

| DEFENSE | DE | NG | DT | DE | SLB | MLB | WLB | FS | SS | CB | CB |
|------------------------------|--------|----------|----------|-----|-------------|---------|----------|-------|------|--------|--------|
| South Dakota St. (Aug. 30) | Golden | Vincent | Hoch | Ray | Singleton & | Scherer | Brothers | Simon | Webb | Dennis | Penton |
| at Toledo (Sept. 6) | Golden | Vincent | Hoch | Ray | Singleton & | Scherer | Brothers | Simon | Webb | Gibson | Penton |
| UCF (Sept. 13) | Golden | Vincent | Brantley | Ray | Green, C. | Scherer | Brothers | Simon | Webb | Gibson | Penton |
| Indiana (Sept. 20) | Harris | Vincent | Brantley | Ray | Singleton & | Scherer | Brothers | Simon | Webb | Gibson | Penton |
| at South Carolina (Sept. 27) | Golden | Vincent | Brantley | Ray | Singleton & | Scherer | Brothers | Simon | Webb | Dennis | Penton |
| Georgia (Oct. 11) | Golden | Vincent | Brantley | Ray | Newsom | Scherer | Brothers | Simon | Webb | Dennis | Penton |
| at Florida (Oct. 18) | Golden | Brantley | Hoch | Ray | Singleton & | Scherer | Brothers | Simon | Webb | Dennis | Penton |

&-Started as a 5th defensive back

2014 MIZZOU SCORING DRIVES

| QUARTER | TIME | SCORING PLAY (POINT[S] AFTER) | PLAYS | YARDS | TIME POSS. | SCORE MU-OPP |
|---------------------------|-------|--|-------|-------|------------|--------------|
| South Dakota State | | | | | | |
| 1st | 14:10 | White, Darius 44 yd pass from Mauk, Maty (Baggett, Andrew kick) | 3 | 65 | 0:50 | 7-0 |
| | 7:38 | White, Darius 39 yd pass from Mauk, Maty (Baggett, Andrew kick) | 6 | 69 | 2:03 | 14-7 |
| | 6:31 | Russell Hansbrough 10 yd run (Baggett, Andrew kick) | 1 | 10 | 0:12 | 21-7 |
| 4th | 10:18 | Sasser, Bud 29 yd pass from Mauk, Maty (Baggett, Andrew kick) | 3 | 32 | 1:28 | 35-18 |
| | 1:13 | Baggett, Andrew 44 yd field goal | 9 | 60 | 4:43 | 38-18 |
| at Toledo | | | | | | |
| 1st | 10:18 | Russell Hansbrough 16 yd run (Baggett, Andrew kick) | 4 | 45 | 0:56 | 7-0 |
| | 2:47 | White, Darius 7 yd pass from Mauk, Maty (Baggett, Andrew kick) | 5 | 75 | 1:18 | 14-7 |
| 2nd | 12:43 | Mauk, Maty 1 yd run (Baggett, Andrew kick) | 2 | 25 | 0:44 | 21-7 |
| | 6:12 | Hunt, Jimmie 13 yd pass from Mauk, Maty (Baggett, Andrew kick) | 2 | 39 | 0:17 | 28-7 |
| 3rd | 8:53 | Murphy, Marcus 13 yd pass from Mauk, Maty (Baggett, Andrew kick) | 13 | 85 | 5:09 | 35-7 |
| | 4:21 | Sasser, Bud 25 yd pass from Mauk, Maty (Baggett, Andrew kick) | 4 | 75 | 0:57 | 42-21 |
| 4th | 7:35 | Hunt, Jimmie 12 yd pass from Mauk, Maty (Baggett, Andrew kick) | 10 | 65 | 5:43 | 49-21 |
| UCF | | | | | | |
| 1st | 10:11 | Hunt, Jimmie 11 yd pass from Mauk, Maty (Baggett, Andrew kick) | 7 | 40 | 2:46 | 7-0 |
| 2nd | 6:12 | Hunt, Jimmie 10 yd pass from Mauk, Maty (Baggett, Andrew kick) | 14 | 75 | 6:05 | 14-10 |
| 3rd | 1:43 | Sasser, Bud 21 yd pass from Mauk, Maty (Baggett, Andrew kick) | 4 | 45 | 1:58 | 21-10 |
| 4th | 11:32 | Sasser, Bud 22 yd pass from Mauk, Maty (Baggett, Andrew kick) | 9 | 71 | 3:34 | 28-10 |
| | 4:13 | Baggett, Andrew 26 yd field goal | 9 | 55 | 4:35 | 31-10 |
| Indiana | | | | | | |
| 1st | 3:12 | Hunt, Jimmie 45 yd pass from Mauk, Maty (Baggett, Andrew kick) | 5 | 90 | 1:50 | 7-7 |
| 2nd | 6:50 | Hansbrough, Russell 68 yd run (Baggett, Andrew kick) | 2 | 79 | 0:27 | 14-14 |
| | 2:42 | Baggett, Andrew 27 yd field goal | 11 | 67 | 3:16 | 17-14 |
| 4th | 13:20 | Culkin, Sean 1 yd pass from Mauk, Maty (Baggett, Andrew kick) | 8 | 71 | 2:24 | 24-24 |
| | 2:20 | Baggett, Andrew 40 yd field goal | 11 | 70 | 4:14 | 27-24 |
| at South Carolina | | | | | | |
| 1st | 12:06 | Hansbrough, Russell 18 yd run (Baggett, Andrew kick) | 4 | 42 | 1:04 | 7-0 |
| 4th | 6:49 | Hansbrough, Russell 1 yd run (Baggett, Andrew kick) | 3 | 68 | 0:36 | 14-20 |
| | 1:36 | Hansbrough, Russell 1 yd run (Baggett, Andrew kick) | 9 | 51 | 3:04 | 21-20 |
| at Florida | | | | | | |
| 1st | 3:50 | Murphy, Marcus 5 yd run (Baggett, Andrew kick) | 4 | 19 | 1:21 | 14-0 |
| 2nd | 8:38 | Baggett, Andrew 25 yd field goal | 18 | 55 | 8:30 | 17-0 |
| | 4:21 | Baggett, Andrew 34 yd field goal | 4 | -11 | 1:01 | 20-0 |

PRO-NUN-SEE-AAY-SHUN GUIDE

FAUROT Field _____ fuh-ROE

PLAYERS

Alec ABELN _____ AY-bell-n
 Andrew BAGGETT _____ BAG-it
 Eric BEISEL _____ b-EYE-zul
 Evan BOEHM _____ BAY-m
 Christian BRINSER _____ BRIN-zur
 Joey BURKETT _____ BURK-kit
 Taylor CHAPPELL _____ CHAP-ul
 Anthony GATTI _____ GOT-ee
 Matt HOCH _____ HOE-k
 Jake HURRELL _____ her-RELL
 MATY MAUK _____ MATT-eee / MOCK
 Gavin OTTE _____ OUGHT-ee
 AARION Penton _____ AIR-ee-on
 Eddie PRINTZ _____ PRINCE
 Darvin RUISE _____ RUE-iss
 Bud SASSER _____ SASS-er
 Michael SCHERER _____ SHEER
 IAN Simon _____ EEE-un
 DURON Singleton _____ dur-ON
 CHASTON Ward _____ CHAS-tun
 BRAYLON Webb _____ BRAY-lun

COACHES

Craig KULIGOWSKI _____ KOOL-ih-gow-skee

MIZZOU'S 2014 OPPONENTS

SOUTH DAKOTA STATE (5-2)

| Date | Opponent | Score/Time |
|----------|-----------------------|------------|
| Aug. 30 | at Missouri (24) | L, 38-18 |
| Sept. 6 | Cal Poly | W, 44-18 |
| Sept. 13 | at Southern Utah | W, 26-6 |
| Sept. 20 | UW-Oshkosh | W, 41-3 |
| Oct. 4 | at Illinois State * | L, 45-10 |
| Oct. 11 | Missouri State * | W, 32-28 |
| Oct. 18 | at Northern Iowa * | W, 31-28 |
| Oct. 25 | Youngstown St. * | 2 p.m. |
| Nov. 1 | at North Dakota St. * | 2:30 p.m. |
| Nov. 8 | at Indiana State * | Noon |
| Nov. 15 | Western Illinois * | 2 p.m. |
| Nov. 22 | South Dakota * | 2 p.m. |

* MVFC Game

TOLEDO (4-3)

| Date | Opponent | Score/Time |
|----------|--------------------------------|------------|
| Aug. 30 | New Hampshire | W, 54-20 |
| Sept. 6 | Missouri | L, 49-24 |
| Sept. 12 | at Cincinnati | L, 58-34 |
| Sept. 20 | Ball State | W, 34-23 |
| Sept. 27 | Central Michigan | W, 42-28 |
| Oct. 4 | at Western Mich. W, 20-19 (OT) | |
| Oct. 11 | at Iowa State | L, 37-30 |
| Oct. 25 | Massachusetts | 1 p.m. |
| Nov. 4 | at Kent State | 7 p.m. |
| Nov. 11 | at Northern Illinois | 7 p.m. |
| Nov. 19 | Bowling Green | 7 p.m. |
| Nov. 28 | at Eastern Michigan | TBD |

* MAC Game

CENTRAL FLORIDA (4-2)

| Date | Opponent | Score/Time |
|----------|--------------------|------------|
| Aug. 30 | vs. Penn State | L, 26-24 |
| Sept. 13 | at Missouri | L, 38-10 |
| Sept. 20 | Bethune-Cookman | W, 41-7 |
| Oct. 2 | at Houston * | W, 17-12 |
| Oct. 9 | BYU | W, 31-24 |
| Oct. 18 | Tulane * | W, 20-13 |
| Oct. 25 | Temple * | TBD |
| Nov. 1 | at Connecticut * | TBD |
| Nov. 14 | Tulsa * | 7 p.m. |
| Nov. 22 | SMU * | TBD |
| Nov. 28 | at South Florida * | TBD |
| Dec. 4 | at East Carolina * | 6:30 p.m. |

* AAC Game

INDIANA (3-4)

| Date | Opponent | Score/Time |
|----------|------------------|------------|
| Aug. 30 | Indiana State | W, 28-10 |
| Sept. 13 | at Bowling Green | L, 45-42 |
| Sept. 20 | at Missouri | W, 31-27 |
| Sept. 27 | Maryland | L, 37-15 |
| Oct. 4 | North Texas | W, 49-24 |
| Oct. 11 | at Iowa | L, 45-29 |
| Oct. 18 | Michigan State | L, 56-17 |
| Nov. 1 | at Michigan | 2:30 p.m. |
| Nov. 8 | Penn State | TBD |
| Nov. 15 | at Rutgers | TBD |
| Nov. 22 | at Ohio State | TBD |
| Nov. 29 | Purdue | TBD |

* Big Ten Game

SOUTH CAROLINA (4-3, 2-3)

| Date | Opponent | Score/Time |
|----------|-----------------|------------|
| Aug. 28 | Texas A&M * | L, 52-28 |
| Sept. 6 | East Carolina | W, 33-23 |
| Sept. 13 | Georgia * | W, 38-35 |
| Sept. 20 | at Vanderbilt * | W, 48-34 |
| Sept. 27 | Missouri * | L, 21-20 |
| Oct. 4 | at Kentucky * | L, 45-38 |
| Oct. 18 | Furman | W, 41-10 |
| Oct. 25 | at Auburn * | 6:30 p.m. |
| Nov. 1 | Tennessee * | TBD |
| Nov. 15 | at Florida * | TBD |
| Nov. 22 | South Alabama | TBD |
| Nov. 29 | at Clemson | TBD |

* SEC Game

GEORGIA (6-1, 4-1)

| Date | Opponent | Score/Time |
|----------|---------------------|------------|
| Aug. 30 | Clemson | W, 45-21 |
| Sept. 13 | at South Carolina * | L, 38-35 |
| Sept. 20 | Troy | W, 66-0 |
| Sept. 27 | Tennessee * | W, 35-32 |
| Oct. 4 | Vanderbilt * | W, 44-17 |
| Oct. 11 | at Missouri * | W, 34-0 |
| Oct. 18 | at Arkansas * | W, 45-32 |
| Nov. 1 | vs. Florida * | 2:30 p.m. |
| Nov. 8 | at Kentucky * | TBD |
| Nov. 15 | Auburn * | TBD |
| Nov. 22 | Charleston Southern | TBD |
| Nov. 29 | Georgia Tech | TBD |

* SEC Game

FLORIDA (3-3, 2-3)

| Date | Opponent | Score/Time |
|----------|------------------|----------------|
| Aug. 30 | Idaho | Cancelled |
| Sept. 6 | Eastern Michigan | W, 65-0 |
| Sept. 13 | Kentucky * | W, 36-30 (30T) |
| Sept. 20 | at Alabama * | L, 42-21 |
| Oct. 4 | at Tennessee * | W, 10-9 |
| Oct. 11 | LSU * | L, 30-27 |
| Oct. 18 | Missouri * | L, 42-13 |
| Nov. 1 | vs. Georgia * | 2:30 p.m. |
| Nov. 8 | at Vanderbilt * | TBD |
| Nov. 15 | South Carolina * | TBD |
| Nov. 22 | Eastern Kentucky | TBD |
| Nov. 29 | at Florida State | TBD |

* SEC Game

VANDERBILT (2-5, 0-4)

| Date | Opponent | Score/Time |
|----------|------------------------|------------|
| Aug. 28 | Temple | L, 37-7 |
| Sept. 6 | Ole Miss * | L, 41-3 |
| Sept. 13 | Massachusetts | W, 34-31 |
| Sept. 20 | South Carolina * | L, 48-34 |
| Sept. 27 | at Kentucky * | L, 17-7 |
| Oct. 4 | at Georgia * | L, 44-17 |
| Oct. 11 | Charleston Southern | W, 21-20 |
| Oct. 25 | at Missouri * | 3 p.m. |
| Nov. 1 | Old Dominion | TBD |
| Nov. 8 | Florida * | TBD |
| Nov. 22 | at Mississippi State * | TBD |
| Nov. 29 | Tennessee * | TBD |

* SEC Game

KENTUCKY (5-2, 2-2)

| Date | Opponent | Score/Time |
|----------|---------------------|----------------|
| Aug. 30 | UT Martin | W, 59-14 |
| Sept. 6 | Ohio | W, 20-3 |
| Sept. 13 | at Florida * | L, 36-30 (30T) |
| Sept. 27 | Vanderbilt * | W, 17-7 |
| Oct. 4 | South Carolina * | W, 45-38 |
| Oct. 11 | UL Monroe | W, 48-14 |
| Oct. 18 | at LSU * | L, 41-3 |
| Oct. 25 | Mississippi State * | 2:30 p.m. |
| Nov. 1 | at Missouri * | TBD |
| Nov. 8 | Georgia * | TBD |
| Nov. 15 | at Tennessee * | TBD |
| Nov. 29 | at Louisville | TBD |

* SEC Game

TEXAS A&M (5-3, 2-3)

| Date | Opponent | Score/Time |
|----------|------------------------|---------------|
| Aug. 28 | at South Carolina * | W, 52-28 |
| Sept. 6 | Lamar | W, 73-3 |
| Sept. 13 | Rice | W, 38-10 |
| Sept. 20 | at SMU | W, 58-6 |
| Sept. 27 | vs. Arkansas * | W, 35-28 (OT) |
| Oct. 4 | at Mississippi State * | L, 48-31 |
| Oct. 11 | Ole Miss * | L, 35-20 |
| Oct. 18 | at Alabama * | L, 59-0 |
| Nov. 1 | UL Monroe | TBD |
| Nov. 8 | at Auburn * | TBD |
| Nov. 15 | Missouri * | TBD |
| Nov. 27 | LSU * | 6:30 p.m. |

* SEC Game

TENNESSEE (3-4, 0-4)

| Date | Opponent | Score/Time |
|----------|---------------------|------------|
| Aug. 31 | Utah State | W, 38-7 |
| Sept. 6 | Arkansas State | W, 34-19 |
| Sept. 13 | at Oklahoma | L, 34-10 |
| Sept. 27 | at Georgia * | L, 35-32 |
| Oct. 4 | Florida * | L, 10-9 |
| Oct. 11 | Chattanooga | W, 45-10 |
| Oct. 18 | at Ole Miss * | L, 34-3 |
| Oct. 25 | Alabama * | 6:30 p.m. |
| Nov. 1 | at South Carolina * | TBD |
| Nov. 15 | Kentucky * | TBD |
| Nov. 22 | Missouri * | TBD |
| Nov. 29 | at Vanderbilt * | TBD |

* SEC Game

ARKANSAS (3-4, 0-4)

| Date | Opponent | Score/Time |
|----------|------------------------|---------------|
| Aug. 30 | at Auburn * | L, 45-21 |
| Sept. 6 | Nicholls State | W, 73-7 |
| Sept. 13 | at Texas Tech | W, 49-28 |
| Sept. 20 | Northern Illinois | W, 52-14 |
| Sept. 27 | vs. Texas A&M * | L, 35-28 (OT) |
| Oct. 11 | Alabama * | L, 14-13 |
| Oct. 18 | Georgia * | L, 45-32 |
| Oct. 25 | UAB | 11 a.m. |
| Nov. 1 | at Mississippi State * | TBD |
| Nov. 15 | LSU * | TBD |
| Nov. 22 | Ole Miss * | TBD |
| Nov. 28 | at Missouri * | 2:30 p.m. |

* SEC Game



EASTERN DIVISION

| Team | SEC | Pct. | Overall | Pct. |
|----------------|-----|------|---------|------|
| Georgia | 4-1 | .800 | 6-1 | .857 |
| Missouri | 2-1 | .667 | 5-2 | .714 |
| Kentucky | 2-2 | .500 | 5-2 | .714 |
| Florida | 2-3 | .400 | 3-3 | .500 |
| South Carolina | 2-3 | .400 | 4-3 | .571 |
| Tennessee | 0-3 | .000 | 3-4 | .429 |
| Vanderbilt | 0-4 | .000 | 2-5 | .286 |

WESTERN DIVISION

| Team | SEC | Pct. | Overall | Pct. |
|-----------------|-----|-------|---------|-------|
| Ole Miss | 4-0 | 1.000 | 7-0 | 1.000 |
| Mississippi St. | 3-0 | 1.000 | 6-0 | 1.000 |
| Alabama | 3-1 | .750 | 6-1 | .857 |
| Auburn | 2-1 | .667 | 5-1 | .833 |
| LSU | 2-2 | .500 | 6-2 | .714 |
| Texas A&M | 2-3 | .400 | 5-3 | .625 |
| Arkansas | 0-4 | .000 | 3-4 | .429 |



The Southeastern Conference and ESPN have signed a 20-year agreement through 2034 to create and operate a multiplatform network that launched August 14, 2014. The new network and its accompanying digital platform will carry SEC content 24/7 including more than 1,000 events in its first year. The network will televise 45 SEC football games, more than 100 men's basketball games, 60 women's basketball games, 75 baseball games, and events from across the SEC's 21 sports annually.

Mizzou Athletics prepared for its role with the SEC Network by making a nearly \$2.5 million investment in additional broadcasting facilities, equipment and personnel. Individual league schools will combine to produce 560 live sporting events during the network's first year, or roughly 40 per school.

2014 BOX SCORES

GAME ONE: AUG. 30, 2014

38 **18**
#24 MIZZOU SOUTH DAKOTA ST.

FAUROT FIELD/MEMORIAL STADIUM
COLUMBIA, MO.

ATTENDANCE: 60,589

| TEAM TOTALS | SDSU | MU |
|--------------------------|---------|---------|
| FIRST DOWNS | 15 | 19 |
| NET YARDS RUSHING | 119 | 215 |
| NET YARDS PASSING | 246 | 178 |
| Completions-Attempts-Int | 23-32-2 | 13-21-0 |
| Average Per Attempt | 7.7 | 8.5 |
| Average Per Completion | 10.7 | 13.7 |
| Passing Touchdowns | 0 | 3 |
| TOTAL OFFENSE YARDS | 365 | 393 |
| Total offense plays | 64 | 60 |
| Average Gain Per Play | 5.7 | 6.6 |
| Fumbles: Number-Lost | 2-1 | 1-0 |
| Penalties: Number-Yards | 5-25 | 5-27 |
| PUNTS-YARDS | 6-214 | 4-172 |
| Average Yards Per Punt | 35.7 | 43.0 |
| Possession Time | 35:24 | 24:36 |
| Third-Down Conversions | 5 of 15 | 3 of 11 |
| Fourth-Down Conversions | 0 of 0 | 2 of 2 |
| Red-Zone Scores-Chances | 1-1 | 2-3 |



MIZZOUM
NUMBERS TO KNOW
6.6
AVG. GAIN/PLAY
2-FOR-2
4TH-DOWN CONV.
+3
TURNOVER MARGIN

| Scoring Summary | 1st | 2nd | 3rd | 4th | — | Total |
|--------------------|-----|-----|-----|-----|---|-------|
| South Dakota State | 7 | 3 | 8 | 0 | — | 18 |
| MU | 21 | 0 | 7 | 10 | — | 38 |

Scoring Plays (How scored, clock, drive information)

| | | | | | |
|-----|-------|------|---|------------------------------|---------|
| 1st | 14:10 | MU | White, Darius 44 yd pass from Mauk, Maty (Baggett, Andrew kick) | 3 plays, 65 yards, TOP 0:50 | 0 - 7 |
| | 13:57 | SDSU | Zach Zenner 75 yd run (JustinSyrovatka kick) | 1 play, 75 yards, TOP 0:13 | 7 - 7 |
| | 07:38 | MU | White, Darius 39 yd pass from Mauk, Maty (Baggett, Andrew kick) | 6 plays, 69 yards, TOP 2:03 | 7 - 14 |
| | 06:31 | MU | Russell Hansbrough 10 yd run (Baggett, Andrew kick) | 1 play, 10 yards, TOP 0:12 | 7 - 21 |
| 2nd | 03:58 | SDSU | JustinSyrovatka 39 yd field goal | 11 plays, 41 yards, TOP 6:55 | 10 - 21 |
| 3rd | 10:28 | SDSU | Zach Zenner 3 yd run (Jason Schneider pass from Zach Lujan) | 10 plays, 75 yards, TOP 4:32 | 18 - 21 |
| | 10:12 | MU | Murphy, Marcus 100 yd kickoff return (Baggett, Andrew kick) | | 18 - 28 |
| 4th | 10:18 | MU | Sasser, Bud 29 yd pass from Mauk, Maty (Baggett, Andrew kick) | 3 plays, 32 yards, TOP 1:28 | 18 - 35 |
| | 01:13 | MU | Baggett, Andrew 44 yd field goal | 9 plays, 60 yards, TOP 4:43 | 18 - 38 |

Individual Leaders

Rushing — (SDSU) Zenner 17-103 2 TD; (MU) Hansbrough 20-126, 1 TD
Passing — (SDSU) Lujan 21-28-1, 239 yds, 0 TD; (MU) Mauk 13-21-0, 178 yds, 3 TD
Receiving — (SDSU) Zenner 7-41, 0 TD; (MU) Hunt 3-31, Murphy 3-20 0 TD

GAME TWO: SEPT. 6, 2014

49 **24**
#22 MIZZOU TOLEDO

GLASS BOWL
TOLEDO, OHIO

ATTENDANCE: 24,196

| TEAM TOTALS | MU | TOL |
|--------------------------|---------|---------|
| FIRST DOWNS | 25 | 18 |
| NET YARDS RUSHING | 177 | 154 |
| NET YARDS PASSING | 325 | 256 |
| Completions-Attempts-Int | 21-33-2 | 23-44-1 |
| Average Per Attempt | 9.8 | 5.8 |
| Average Per Completion | 15.5 | 11.1 |
| Passing Touchdowns | 5 | 0 |
| TOTAL OFFENSE YARDS | 502 | 410 |
| Total offense plays | 80 | 76 |
| Average Gain Per Play | 6.3 | 5.4 |
| Fumbles: Number-Lost | 0-0 | 4-1 |
| Penalties: Number-Yards | 2-25 | 9-60 |
| PUNTS-YARDS | 6-247 | 9-379 |
| Average Yards Per Punt | 41.2 | 42.1 |
| Possession Time | 33:45 | 26:15 |
| Third-Down Conversions | 9 of 17 | 6 of 18 |
| Fourth-Down Conversions | 0 of 0 | 0 of 0 |
| Red-Zone Scores-Chances | 6-6 | 3-4 |



MIZZOUM
NUMBERS TO KNOW
9.8
AVG. PER/PASS ATT
33:45
TIME OF POSS.
502
TOTAL OFFENSE

| Scoring Summary | 1st | 2nd | 3rd | 4th | — | Total |
|-----------------|-----|-----|-----|-----|---|-------|
| MU | 14 | 14 | 14 | 7 | — | 49 |
| TOLEDO | 7 | 0 | 14 | 3 | — | 24 |

Scoring Plays (How scored, clock, drive information)

| | | | | | |
|-----|-------|--------|--|------------------------------|---------|
| 1st | 10:18 | MU | Russell Hansbrough 16 yd run (Baggett, Andrew kick) | 4 plays, 45 yards, TOP 0:56 | 7 - 0 |
| | 04:05 | TOLEDO | HUNT, Kareem 38 yd run (DETMER, Jeremiah kick) | 5 plays, 57 yards, TOP 1:31 | 7 - 7 |
| | 02:47 | MU | White, Darius 7 yd pass from Mauk, Maty (Baggett, Andrew kick) | 5 plays, 75 yards, TOP 1:18 | 14 - 7 |
| 2nd | 12:43 | MU | Mauk, Maty 1 yd run (Baggett, Andrew kick) | 2 plays, 25 yards, TOP 0:44 | 21 - 7 |
| | 06:12 | MU | Hunt, Jimmie 13 yd pass from Mauk, Maty (Baggett, Andrew kick) | 2 plays, 39 yards, TOP 0:17 | 28 - 7 |
| 3rd | 08:53 | MU | Murphy, Marcus 13 yd pass from Mauk, Maty (Baggett, Andrew kick) | 13 plays, 85 yards, TOP 5:09 | 35 - 7 |
| | 07:38 | TOLEDO | HUNT, Kareem 1 yd run (DETMER, Jeremiah kick) | 6 plays, 70 yards, TOP 1:08 | 35 - 14 |
| | 05:18 | TOLEDO | HUNT, Kareem 1 yd run (DETMER, Jeremiah kick) | 4 plays, 43 yards, TOP 1:01 | 35 - 21 |
| | 04:21 | MU | Sasser, Bud 25 yd pass from Mauk, Maty (Baggett, Andrew kick) | 4 plays, 75 yards, TOP 0:57 | 42 - 21 |
| 4th | 07:35 | MU | Hunt, Jimmie 12 yd pass from Mauk, Maty (Baggett, Andrew kick) | 10 plays, 65 yards, TOP 5:43 | 49 - 21 |
| | 01:17 | TOLEDO | DETMER, Jeremiah 40 yd field goal | 10 plays, 51 yards, TOP 3:41 | 49 - 24 |

Individual Leaders

Rushing — (MU) Hansbrough 18-84 1 TD; (TOL) Hunt 15-148, 3 TD
Passing — (MU) Mauk 21-32-2, 325 yds, 5 TD; (TOL) Ely 17-34-1, 204 yds, 0 TD
Receiving — (MU) Hunt 6-71, 2 TD; (TOL) Russell 6-89, 0 TD

2014 BOX SCORES

GAME THREE: SEPT. 13, 2014

38 **10**
#20 MIZZOU **UCF**

FAUROT FIELD/MEMORIAL STADIUM
 COLUMBIA, MO.

ATTENDANCE: 60,348

| TEAM TOTALS | UCF | MU |
|--------------------------|---------|----------|
| FIRST DOWNS | 22 | 19 |
| NET YARDS RUSHING | 90 | 178 |
| NET YARDS PASSING | 209 | 144 |
| Completions-Attempts-Int | 22-36-2 | 14-24-1 |
| Average Per Attempt | 5.8 | 6.0 |
| Average Per Completion | 9.5 | 10.3 |
| Passing Touchdowns | 1 | 4 |
| TOTAL OFFENSE YARDS | 299 | 322 |
| Total offense plays | 75 | 59 |
| Average Gain Per Play | 4.0 | 5.5 |
| Fumbles: Number-Lost | 3-2 | 1-0 |
| Penalties: Number-Yards | 6-58 | 4-47 |
| PUNTS-YARDS | 3-102 | 2-77 |
| Average Yards Per Punt | 34.0 | 38.5 |
| Possession Time | 34:57 | 25:03 |
| Third-Down Conversions | 7 of 15 | 10 of 14 |
| Fourth-Down Conversions | 1 of 2 | 0 of 1 |
| Red-Zone Scores-Chances | 2-3 | 3-4 |



MIZZOU
 NUMBERS TO KNOW
10-FOR-14
 3RD-DOWN CONV.
178
 YARDS RUSHING
+3
 TURNOVER MARGIN

| Scoring Summary | 1st | 2nd | 3rd | 4th | — | Total |
|-----------------|-----|-----|-----|-----|---|-------|
| UCF | 3 | 7 | 0 | 0 | — | 10 |
| Mizzou | 7 | 7 | 7 | 17 | — | 38 |

Scoring Plays (How scored, clock, drive information)

| | | | | | |
|-----|-------|-----|--|------------------------------|---------|
| 1st | 10:11 | MU | Hunt, Jimmie 11 yd pass from Mauk, Maty (Baggett, Andrew kick) | 7 plays, 40 yards, TOP 2:46 | 0 - 7 |
| | 03:30 | UCF | MOFFITT, Shawn 19 yd field goal | 13 plays, 73 yards, TOP 6:41 | 3 - 7 |
| 2nd | 12:17 | UCF | STANBACK, W. 2 yd pass from HOLMAN, Justin (MOFFITT, Shawn kick) | 10 plays, 31 yards, TOP 5:23 | 10 - 7 |
| | 06:12 | MU | Hunt, Jimmie 10 yd pass from Mauk, Maty (Baggett, Andrew kick) | 14 plays, 75 yards, TOP 6:05 | 10 - 14 |
| 3rd | 01:43 | MU | Sasser, Bud 21 yd pass from Mauk, Maty (Baggett, Andrew kick) | 4 plays, 45 yards, TOP 1:58 | 10 - 21 |
| 4th | 11:32 | MU | Sasser, Bud 22 yd pass from Mauk, Maty (Baggett, Andrew kick) | 9 plays, 71 yards, TOP 3:34 | 10 - 28 |
| | 04:13 | MU | Baggett, Andrew 26 yd field goal | 9 plays, 55 yards, TOP 4:35 | 10 - 31 |
| | 00:13 | MU | Singleton, Duro 60 yd fumble recovery (Baggett, Andrew kick) | | 10 - 38 |

Individual Leaders

Rushing — (UCF) Stanbeck 15-33 0 TD; (MU) Murphy 15-94, 0 TD
 Passing — (UCF) Holman 22-36-2, 209 yds, 1 TD; (MU) Mauk 14-24-1, 144 yds, 4 TD
 Receiving — (UCF) Hall 8-73, 0 TD; (MU) Sasser 5-57 2 TD

GAME FOUR: SEPT. 20, 2014

31 **27**
INDIANA **#18 MIZZOU**

FAUROT FIELD/MEMORIAL STADIUM
 COLUMBIA, MO.

ATTENDANCE: 66,455

| TEAM TOTALS | IU | MU |
|--------------------------|---------|---------|
| FIRST DOWNS | 27 | 28 |
| NET YARDS RUSHING | 241 | 172 |
| NET YARDS PASSING | 252 | 331 |
| Completions-Attempts-Int | 18-33-0 | 29-48-1 |
| Average Per Attempt | 7.6 | 6.9 |
| Average Per Completion | 14.0 | 11.4 |
| Passing Touchdowns | 1 | 2 |
| TOTAL OFFENSE YARDS | 493 | 503 |
| Total offense plays | 83 | 83 |
| Average Gain Per Play | 5.9 | 6.1 |
| Fumbles: Number-Lost | 0-0 | 0-0 |
| Penalties: Number-Yards | 5-50 | 10-75 |
| PUNTS-YARDS | 8-352 | 7-298 |
| Average Yards Per Punt | 44.0 | 42.6 |
| Possession Time | 26:39 | 33:21 |
| Third-Down Conversions | 1 of 14 | 5 of 16 |
| Fourth-Down Conversions | 2 of 2 | 2 of 2 |
| Red-Zone Scores-Chances | 4-4 | 3-3 |



MIZZOU
 NUMBERS TO KNOW
12-153
 BUD SASSER REC.
503
 TOTAL YARDS
-1
 TURNOVER MARGIN

| Scoring Summary | 1st | 2nd | 3rd | 4th | — | Total |
|-----------------|-----|-----|-----|-----|---|-------|
| Indiana | 7 | 10 | 7 | 7 | — | 31 |
| Mizzou | 7 | 10 | 0 | 10 | — | 27 |

Scoring Plays (How scored, clock, drive information)

| | | | | | |
|-----|-------|-----|---|------------------------------|-------|
| 1st | 05:18 | IND | Coleman, Tevin 1 yd run (Del Grosso, A. kick) | 6 plays, 66 yards, TOP 1:30 | 7-0 |
| | 03:12 | MU | Hunt, Jimmie 45 pass from Mauk, Maty (Baggett, Andrew kick) | 5 plays, 90 yards, TOP 1:50 | 7-7 |
| 2nd | 12:50 | IND | Roberts, D. 1 yd run (Del Grosso, A. kick) | 16 plays, 75 yards, TOP 5:22 | 14-7 |
| | 06:50 | MU | Hansbrough, Russell 68 yd run (Baggett, Andrew kick) | 2 plays, 79 yards, TOP 0:27 | 14-14 |
| | 02:42 | MU | Baggett, Andrew 27 yd field goal | 11 plays, 67 yards, TOP 3:16 | 14-17 |
| | 00:00 | IND | Del Grosso, A. 23 yd field goal | 13 plays, 69 yards, TOP 2:42 | 17-17 |
| 3rd | 00:54 | IND | Harris II, J. 33 yd pass from Sudfeld, Nate (Oakes, Griffin kick) | 2 plays, 82 yards, TOP 0:23 | 24-17 |
| 4th | 13:20 | MU | Culkin, Sean 1 yd pass from Mauk, Maty (Baggett, Andrew kick) | 8 plays, 71 yards, TOP 2:24 | 24-24 |
| | 02:20 | MU | Baggett, Andrew 40 yd field goal | 11 plays, 70 yards, TOP 4:14 | 24-27 |
| | 00:22 | IND | Roberts, D. 3 yd run (Oakes, Griffin kick) | 6 plays, 75 yards, TOP 1:58 | 31-27 |

Individual Leaders

Rushing — (IND) Coleman 19-132, 1 TD; (MU) Hansbrough 10-119, 1 TD
 Passing — (IND) Sudfeld 18-33-0, 252 yds, 1 TD; (MU) Mauk 29-48-1, 331 yds, 2 TDs
 Receiving — (IND) Wynn 6-60, 0 TD; (MU) Sasser 12-153, 0 TD

2014 BOX SCORES


GAME FIVE: SEPT. 27, 2014

21 MIZZOU **20**
#13 SOUTH CAROLINA

WILLIAMS-BRICE STADIUM
COLUMBIA, S.C.

ATTENDANCE: 83,493

| TEAM TOTALS | MU | SC |
|--------------------------|---------|---------|
| FIRST DOWNS | 16 | 18 |
| NET YARDS RUSHING | 148 | 119 |
| NET YARDS PASSING | 132 | 219 |
| Completions-Attempts-Int | 12-34-0 | 21-37-0 |
| Average Per Attempt | 3.9 | 5.9 |
| Average Per Completion | 11.0 | 10.4 |
| Passing Touchdowns | 0 | 1 |
| TOTAL OFFENSE YARDS | 280 | 338 |
| Total offense plays | 70 | 79 |
| Average Gain Per Play | 4.0 | 4.3 |
| Fumbles: Number-Lost | 0-0 | 0-0 |
| Penalties: Number-Yards | 8-74 | 8-71 |
| PUNTS-YARDS | 10-420 | 9-392 |
| Average Yards Per Punt | 42.0 | 43.6 |
| Possession Time | 24:05 | 35:55 |
| Third-Down Conversions | 2 of 16 | 8 of 21 |
| Fourth-Down Conversions | 3 of 3 | 0 of 2 |
| Red-Zone Scores-Chances | 3-3 | 3-3 |



MIZZOU

NUMBERS TO KNOW

11.0
AVG. GAIN/COMP.

3-FOR-3
4TH-DOWN CONV.

3-FOR-3
RED ZONE CHANCES

| Scoring Summary | 1st | 2nd | 3rd | 4th | — | Total |
|-----------------|-----|-----|-----|-----|---|-------|
| MU | 7 | 0 | 0 | 14 | — | 21 |
| South Carolina | 3 | 7 | 3 | 7 | — | 20 |

Scoring Plays (How scored, clock, drive information)

| | | | | | |
|-----|-------|----|--|-----------------------------|-------|
| 1st | 12:06 | MU | Hansbrough, Russell 18 yd run (Baggett, Andrew kick) | 4 plays, 42 yards, TOP 1:04 | 7-0 |
| | 02:07 | SC | Fry, Elliott 33 yd field goal | 6 plays, 54 yards, TOP 2:41 | 7-3 |
| 2nd | 01:36 | SC | Davis, Mike 17 yd run (Fry, Elliott kick) | 5 plays, 59 yards, TOP 1:21 | 7-10 |
| 3rd | 06:38 | SC | Fry, Elliott 41 yd field goal | 9 plays, 47 yards, TOP 4:09 | 7-13 |
| 4th | 07:25 | SC | Cooper, Pharoh 23 yd pass from Thompson, Dylan (Fry, Elliott kick) | 8 plays, 63 yards, TOP 4:13 | 7-20 |
| | 06:49 | MU | Hansbrough, Russell 1 yd run (Baggett, Andrew kick) | 3 plays, 68 yards, TOP 0:36 | 14-20 |
| | 01:36 | MU | Hansbrough, Russell 1 yd run (Baggett, Andrew kick) | 9 plays, 51 yards, TOP 3:04 | 21-20 |

Individual Leaders

Rushing — (MU) Murphy 16-98, 3 TDs; (SC) Davis 22-104, 1 TD
 Passing — (MU) Mauk 12-34-0, 132 yds, 0 TD; (SC) Thompson 21-37-0, 219 yds, 1 TD
 Receiving — (MU) Sasser 6-86, 0 TD; (SC) Jones 5-72, 0 TD


GAME SIX: SEPT. 6, 2014

34 #13 GEORGIA **0**
#23 MIZZOU

GLASS BOWL
TOLEDO, OHIO

ATTENDANCE: 24,196

| TEAM TOTALS | UGA | MU |
|--------------------------|----------|--------|
| FIRST DOWNS | 25 | 10 |
| NET YARDS RUSHING | 210 | 50 |
| NET YARDS PASSING | 169 | 97 |
| Completions-Attempts-Int | 23-29-0 | 9-21-4 |
| Average Per Attempt | 5.8 | 4.6 |
| Average Per Completion | 7.3 | 10.8 |
| Passing Touchdowns | 1 | 0 |
| TOTAL OFFENSE YARDS | 379 | 147 |
| Total offense plays | 87 | 43 |
| Average Gain Per Play | 4.4 | 3.4 |
| Fumbles: Number-Lost | 2-0 | 1-1 |
| Penalties: Number-Yards | 4-30 | 4-30 |
| PUNTS-YARDS | 5-173 | 6-264 |
| Average Yards Per Punt | 34.6 | 44.0 |
| Possession Time | 42:23 | 17:37 |
| Third-Down Conversions | 12 of 21 | 0 of 7 |
| Fourth-Down Conversions | 2 of 2 | 0 of 0 |
| Red-Zone Scores-Chances | 5-6 | 0-0 |



MIZZOU

NUMBERS TO KNOW

4.4
AVG. YDS./PLAY FOR UGA

17:37
TIME OF POSS.

0
RED ZONE CHANCES

| Scoring Summary | 1st | 2nd | 3rd | 4th | — | Total |
|-----------------|-----|-----|-----|-----|---|-------|
| Georgia | 6 | 14 | 7 | 7 | — | 34 |
| Mizzou | 0 | 0 | 0 | 0 | — | 0 |

Scoring Plays (How scored, clock, drive information)

| | | | | | |
|-----|-------|-----|--|------------------------------|------|
| 1st | 08:54 | UGA | Marshall Morgan 47 yd field goal | 11 plays, 45 yards, TOP 4:30 | 3-0 |
| | 02:07 | UGA | Marshall Morgan 29 yd field goal | 7 plays, 14 yards, TOP 3:35 | 6-0 |
| 2nd | 10:57 | UGA | Hutson Mason 11 yd run (Marshall Morgan kick) | 13 plays, 71 yards, TOP 4:42 | 13-0 |
| | 05:32 | UGA | Michael Bennett 9 yd pass from Hutson Mason (Marshall Morgan kick) | 10 plays, 65 yards, TOP 3:33 | 20-0 |
| 3rd | 00:47 | UGA | Brendan Douglas 15 yd run (Marshall Morgan kick) | 9 plays, 50 yards, TOP 4:50 | 27-0 |
| 4th | 07:46 | UGA | Nick Chubb 9 yd run (Marshall Morgan kick) | 10 plays, 52 yards, TOP 6:23 | 34-0 |

Individual Leaders

Rushing — (MU) Murphy 7-34; (UGA) Chubb 38-143, 1 TD
 Passing — (MU) Mauk 9-21-4, 97 yds; (UGA) Mason 22-28-0, 156 yds, 1 TD
 Receiving — (MU) Moore 2-33; (UGA) M. Mitchell 6-27

2014 BOX SCORES

GAME SEVEN: OCT. 18, 2014

42
MIZZOU

13
FLORIDA

BEN HILL GRIFFIN STADIUM
GAINESVILLE, FLA.

ATTENDANCE: 89,117



| TEAM TOTALS | MU | UF |
|--------------------------|---------|---------|
| FIRST DOWNS | 7 | 17 |
| NET YARDS RUSHING | 99 | 135 |
| NET YARDS PASSING | 20 | 148 |
| Completions-Attempts-Int | 6-18-1 | 15-31-3 |
| Average Per Attempt | 1.1 | 4.8 |
| Average Per Completion | 3.3 | 9.9 |
| Passing Touchdowns | 0 | 1 |
| TOTAL OFFENSE YARDS | 119 | 283 |
| Total offense plays | 49 | 79 |
| Average Gain Per Play | 2.4 | 3.6 |
| Fumbles: Number-Lost | 0-0 | 4-3 |
| Penalties: Number-Yards | 11-74 | 3-39 |
| PUNTS-YARDS | 6-278 | 5-190 |
| Average Yards Per Punt | 46.3 | 38.0 |
| Possession Time | 26:01 | 33:59 |
| Third-Down Conversions | 5 of 14 | 8 of 19 |
| Fourth-Down Conversions | 0 of 0 | 0 of 1 |
| Red-Zone Scores-Chances | 3-3 | 2-2 |

MIZZOU

NUMBERS TO KNOW

24
POINTS OFF
TURNOVERS

6.0
SACKS

+5
TURNOVER MARGIN

| Scoring Summary | 1st | 2nd | 3rd | 4th | — | Total |
|-----------------|-----|-----|-----|-----|---|-------|
| Missouri | 14 | 6 | 22 | 0 | — | 42 |
| Florida | 0 | 0 | 7 | 6 | — | 13 |

Scoring Plays (How scored, clock, drive information)

| | | | | |
|-----|-------|----|---|---------|
| 1st | 14:49 | MU | Murphy, Marcus 96 yd kickoff return (Baggett, Andrew kick) | 7 - 0 |
| | 03:50 | MU | Murphy, Marcus 5 yd run (Baggett, Andrew kick) 4 plays, 19 yards, TOP 1:21 | 14 - 0 |
| 2nd | 08:38 | MU | Baggett, Andrew 25 yd field goal 18 plays, 55 yards, TOP 8:30 | 17 - 0 |
| | 04:21 | MU | Baggett, Andrew 34 yd field goal 4 plays, -11 yards, TOP 1:01 | 20 - 0 |
| 3rd | 13:01 | MU | Murphy, Marcus 82 yd punt return (Sasser pass from Mauk) | 28 - 0 |
| | 07:25 | MU | Golden, Markus 21 yd fumble recovery (Baggett, Andrew kick) | 35 - 0 |
| | 05:57 | MU | Ruise, Darwin 46 yd interception return (Baggett, Andrew kick) | 42 - 0 |
| | 01:43 | UF | Westbrook, T. 5 yd pass from Harris, T. (Velez, F. kick) 9 plays, 63 yards, TOP 4:14 | 42 - 7 |
| 4th | 00:26 | UF | Harris, T. 3 yd run (Velez, F. kick blocked) | 42 - 13 |
| | | | 15 plays, 82 yards, TOP 6:36 | |

Individual Leaders

Rushing — (MU) Mauk 7-38 0 TD; (UF) Taylor 12-56, 0 TD
 Passing — (MU) Mauk 6-18-1, 20 yds; (UF) Harris 8-12-1, 98 yds, 1 TD
 Receiving — (MU) Sasser 3-9, 0 TD; (UF) Robinson 4-48



2014 Mizzou Tiger Football
Mizzou Combined Team Statistics (as of Oct 19, 2014)
All games



| Date | Opponent | Score | Att. |
|----------------|--------------------|---------|-------|
| Aug 30, 2014 | SOUTH DAKOTA STATE | W 38-18 | 60589 |
| 09/06/14 | at TOLEDO | W 49-24 | 24196 |
| Sep 13, 2014 | UCF | W 38-10 | 60348 |
| Sep 20, 2014 | INDIANA | L 27-31 | 66455 |
| * Sep 27, 2014 | at South Carolina | W 21-20 | 83493 |
| * Oct 11, 2014 | #13 GEORGIA | L 0-34 | 71168 |
| * Oct 18, 2014 | at Florida | W 42-13 | 89117 |

| Record: | Overall | Home | Away | Neutral |
|----------------|---------|------|------|---------|
| All games | 5-2 | 2-2 | 3-0 | 0-0 |
| Conference | 2-1 | 0-1 | 2-0 | 0-0 |
| Non-Conference | 3-1 | 2-1 | 1-0 | 0-0 |

| Team Statistics | MU | OPP |
|-------------------------|-----------|-----------|
| FIRST DOWNS | 124 | 142 |
| Rushing | 59 | 64 |
| Passing | 58 | 67 |
| Penalty | 7 | 11 |
| RUSHING YARDAGE | 1039 | 1068 |
| Rushing Attempts | 245 | 301 |
| Average Per Rush | 4.2 | 3.5 |
| Average Per Game | 148.4 | 152.6 |
| TDs Rushing | 8 | 13 |
| PASSING YARDAGE | 1227 | 1499 |
| Comp-Att-Int | 104-199-9 | 145-242-8 |
| Average Per Pass | 6.2 | 6.2 |
| Average Per Catch | 11.8 | 10.3 |
| Average Per Game | 175.3 | 214.1 |
| TDs Passing | 14 | 5 |
| TOTAL OFFENSE | 2266 | 2567 |
| Average Per Play | 5.1 | 4.7 |
| Average Per Game | 323.7 | 366.7 |
| KICK RETURNS: #-Yards | 13-389 | 17-346 |
| PUNT RETURNS: #-Yards | 14-218 | 13-82 |
| INT RETURNS: #-Yards | 8-192 | 9-83 |
| FUMBLES-LOST | 3-1 | 15-7 |
| PENALTIES-Yards | 44-352 | 40-328 |
| PUNTS-AVG | 41-42.8 | 45-40.0 |
| TIME OF POSSESSION/Game | 26:21 | 33:39 |
| 3RD-DOWN Conversions | 34/95 | 47/123 |
| 4TH-DOWN Conversions | 7/8 | 5/9 |

| Rushing | gp | att | gain | loss | net | avg | td | lg | avg/g |
|--------------------|----|-----|------|------|------|------|----|----|-------|
| Russell Hansbrough | 7 | 88 | 516 | 31 | 485 | 5.5 | 6 | 68 | 69.3 |
| Murphy, Marcus | 7 | 79 | 403 | 29 | 374 | 4.7 | 1 | 29 | 53.4 |
| Mauk, Maty | 7 | 56 | 257 | 109 | 148 | 2.6 | 1 | 25 | 21.1 |
| Witter, Ish | 5 | 14 | 34 | 10 | 24 | 1.7 | 0 | 10 | 4.8 |
| Harold Brantley | 7 | 1 | 10 | 0 | 10 | 10.0 | 0 | 10 | 1.4 |
| Hunt, Tyler | 7 | 2 | 9 | 0 | 9 | 4.5 | 0 | 5 | 1.3 |
| Total | 7 | 245 | 1229 | 190 | 1039 | 4.2 | 8 | 68 | 148.4 |
| Opponents | 7 | 301 | 1335 | 267 | 1068 | 3.5 | 13 | 75 | 152.6 |

| Interceptions | no. | yds | avg | td | lg |
|-----------------|-----|-----|------|----|----|
| Webb, Braylon | 3 | 89 | 29.7 | 0 | 37 |
| Penton, Aarion | 2 | 38 | 19.0 | 0 | 38 |
| Ruise, Darwin | 1 | 46 | 46.0 | 1 | 46 |
| Augusta, Josh | 1 | 0 | 0.0 | 0 | 0 |
| Duron Singleton | 1 | 19 | 19.0 | 0 | 19 |

| Passing | gp | effic | comp-att-int | pct | yds | td | lg | avg/g |
|---------------|----|--------|--------------|------|------|----|----|-------|
| Mauk, Maty | 7 | 118.82 | 104-198-9 | 52.5 | 1227 | 14 | 47 | 175.3 |
| Printz, Eddie | 2 | 0.00 | 0-1-0 | 0.0 | 0 | 0 | 0 | 0.0 |
| Total | 7 | 118.23 | 104-199-9 | 52.3 | 1227 | 14 | 47 | 175.3 |
| Opponents | 7 | 112.16 | 145-242-8 | 59.9 | 1499 | 5 | 47 | 214.1 |

| Punting | no. | yds | avg | lg | tb | fc | i20 | 50+ | blk |
|-------------------|-----|------|------|----|----|----|-----|-----|-----|
| Christian Brinser | 41 | 1754 | 42.8 | 59 | 1 | 13 | 14 | 6 | 0 |

| Receiving | gp | no. | yds | avg | td | lg | avg/g |
|--------------------|----|-----|------|------|----|----|-------|
| Sasser, Bud | 7 | 35 | 477 | 13.6 | 4 | 47 | 68.1 |
| Hunt, Jimmie | 6 | 19 | 229 | 12.1 | 5 | 45 | 38.2 |
| White, Darius | 5 | 17 | 239 | 14.1 | 3 | 45 | 47.8 |
| Murphy, Marcus | 7 | 12 | 109 | 9.1 | 1 | 26 | 15.6 |
| Culkin, Sean | 7 | 8 | 89 | 11.1 | 1 | 22 | 12.7 |
| Russell Hansbrough | 7 | 5 | 11 | 2.2 | 0 | 17 | 1.6 |
| Wesley Leftwich | 6 | 3 | 36 | 12.0 | 0 | 26 | 6.0 |
| Moore, J'Mon | 7 | 2 | 33 | 16.5 | 0 | 17 | 4.7 |
| Lee, Lawrence | 5 | 2 | 7 | 3.5 | 0 | 8 | 1.4 |
| Otte, Gavin | 7 | 1 | -3 | -3.0 | 0 | 0 | -0.4 |
| Total | 7 | 104 | 1227 | 11.8 | 14 | 47 | 175.3 |
| Opponents | 7 | 145 | 1499 | 10.3 | 5 | 47 | 214.1 |

| Punt Returns | no. | yds | avg | td | lg |
|----------------|-----|-----|------|----|----|
| Murphy, Marcus | 14 | 218 | 15.6 | 1 | 82 |
| Total | 14 | 218 | 15.6 | 1 | 82 |
| Opponents | 13 | 82 | 6.3 | 0 | 24 |

| Field Goals | fg | pct. | 01-19 | 20-29 | 30-39 | 40-49 | 50-99 | lg | blk |
|-----------------|-----|------|-------|-------|-------|-------|-------|----|-----|
| Baggett, Andrew | 6-9 | 66.7 | 0-0 | 3-3 | 1-2 | 2-3 | 0-1 | 44 | 0 |

| Kick Returns | no. | yds | avg | td | lg |
|-----------------|-----|-----|------|----|-----|
| Murphy, Marcus | 10 | 343 | 34.3 | 2 | 100 |
| Hunt, Tyler | 2 | 30 | 15.0 | 0 | 16 |
| Wesley Leftwich | 1 | 16 | 16.0 | 0 | 16 |
| Total | 13 | 389 | 29.9 | 2 | 100 |
| Opponents | 17 | 346 | 20.4 | 0 | 33 |

| Scoring | td | fg | PAT | | | | dpx | saf | pts |
|--------------------|----|------|-------|------|-----|------|-----|-----|-----|
| | | | kick | rush | rcv | pass | | | |
| Baggett, Andrew | - | 6-9 | 27-27 | - | - | - | - | - | 45 |
| Russell Hansbrough | 6 | - | - | - | - | - | - | - | 36 |
| Murphy, Marcus | 5 | - | - | - | - | - | - | - | 30 |
| Hunt, Jimmie | 5 | - | - | - | - | - | - | - | 30 |
| Sasser, Bud | 4 | - | - | - | 1 | - | - | - | 26 |
| White, Darius | 3 | - | - | - | - | - | - | - | 18 |
| Ruise, Darwin | 1 | - | - | - | - | - | - | - | 6 |
| Duron Singleton | 1 | - | - | - | - | - | - | - | 6 |
| Golden, Markus | 1 | - | - | - | - | - | - | - | 6 |
| Culkin, Sean | 1 | - | - | - | - | - | - | - | 6 |
| Mauk, Maty | 1 | - | - | - | - | 1-1 | - | - | 6 |
| Webb, Braylon | - | - | - | - | - | - | - | - | 0 |
| Total | 28 | 6-9 | 27-27 | - | 1 | 1-1 | - | - | 215 |
| Opponents | 18 | 8-11 | 16-17 | - | 1 | 1-1 | - | - | 150 |

| All Purpose | g | rush | rcv | pr | kr | ir | total | avg/g |
|-----------------|---|------|------|-----|-----|-----|-------|-------|
| Murphy, Marcus | 7 | 374 | 109 | 218 | 343 | 0 | 1044 | 149.1 |
| Russell Hansbro | 7 | 485 | 11 | 0 | 0 | 0 | 496 | 70.9 |
| Sasser, Bud | 7 | 0 | 477 | 0 | 0 | 0 | 477 | 68.1 |
| White, Darius | 5 | 0 | 239 | 0 | 0 | 0 | 239 | 47.8 |
| Hunt, Jimmie | 6 | 0 | 229 | 0 | 0 | 0 | 229 | 38.2 |
| Total | 7 | 1039 | 1227 | 218 | 389 | 192 | 3065 | 437.9 |
| Opponents | 7 | 1068 | 1499 | 82 | 346 | 83 | 3078 | 439.7 |

| Score by Quarters | 1st | 2nd | 3rd | 4th | OT | Total |
|-------------------|-----|-----|-----|-----|----|-------|
| Mizzou | 70 | 37 | 50 | 58 | 0 | 215 |
| Opponents | 33 | 41 | 46 | 30 | 0 | 150 |

| Total Offense | g | plays | rush | pass | total | avg/g |
|--------------------|---|-------|------|------|-------|-------|
| Mauk, Maty | 7 | 254 | 148 | 1227 | 1375 | 196.4 |
| Russell Hansbrough | 7 | 88 | 485 | 0 | 485 | 69.3 |
| Murphy, Marcus | 7 | 79 | 374 | 0 | 374 | 53.4 |
| Witter, Ish | 5 | 14 | 24 | 0 | 24 | 4.8 |
| Harold Brantley | 7 | 1 | 10 | 0 | 10 | 1.4 |
| Total | 7 | 444 | 1039 | 1227 | 2266 | 323.7 |
| Opponents | 7 | 543 | 1068 | 1499 | 2567 | 366.7 |

| # | Defensive Leaders | gp | Tackles | | | tfl/yds | Sacks no-yds | Pass defense | | Fumbles | | blkd | |
|----|-------------------|----|---------|----|-----|---------|--------------|--------------|------|---------|---------|------|------|
| | | | ua | a | tot | | | int-yds | brup | qbh | rcv-yds | ff | kick |
| 30 | Michael Scherer | 7 | 32 | 33 | 65 | 1.0-1 | | | | | | | |
| 10 | Kentrell Brothers | 7 | 25 | 30 | 55 | 3.5-10 | 1.0-5 | | | | | | |



2014 Mizzou Tiger Football
Mizzou Overall Team Statistics (as of Oct 19, 2014)
All games



| Team Statistics | MU | OPP |
|-------------------------|--------------|-------------|
| SCORING | 215 | 150 |
| Points Per Game | 30.7 | 21.4 |
| Points Off Turnovers | 116 | 48 |
| FIRST DOWNS | 124 | 142 |
| Rushing | 59 | 64 |
| Passing | 58 | 67 |
| Penalty | 7 | 11 |
| RUSHING YARDAGE | 1039 | 1068 |
| Yards gained rushing | 1229 | 1335 |
| Yards lost rushing | 190 | 267 |
| Rushing Attempts | 245 | 301 |
| Average Per Rush | 4.2 | 3.5 |
| Average Per Game | 148.4 | 152.6 |
| TDs Rushing | 8 | 13 |
| PASSING YARDAGE | 1227 | 1499 |
| Comp-Att-Int | 104-199-9 | 145-242-8 |
| Average Per Pass | 6.2 | 6.2 |
| Average Per Catch | 11.8 | 10.3 |
| Average Per Game | 175.3 | 214.1 |
| TDs Passing | 14 | 5 |
| TOTAL OFFENSE | 2266 | 2567 |
| Total Plays | 444 | 543 |
| Average Per Play | 5.1 | 4.7 |
| Average Per Game | 323.7 | 366.7 |
| KICK RETURNS: #-Yards | 13-389 | 17-346 |
| PUNT RETURNS: #-Yards | 14-218 | 13-82 |
| INT RETURNS: #-Yards | 8-192 | 9-83 |
| KICK RETURN AVERAGE | 29.9 | 20.4 |
| PUNT RETURN AVERAGE | 15.6 | 6.3 |
| INT RETURN AVERAGE | 24.0 | 9.2 |
| FUMBLES-LOST | 3-1 | 15-7 |
| PENALTIES-Yards | 44-352 | 40-328 |
| Average Per Game | 50.3 | 46.9 |
| PUNTS-Yards | 41-1754 | 45-1802 |
| Average Per Punt | 42.8 | 40.0 |
| Net punt average | 40.3 | 34.3 |
| KICKOFFS-Yards | 41-2571 | 31-1915 |
| Average Per Kick | 62.7 | 61.8 |
| Net kick average | 39.6 | 35.5 |
| TIME OF POSSESSION/Game | 26:21 | 33:39 |
| 3RD-DOWN Conversions | 34/95 | 47/123 |
| 3rd-Down Pct | 36% | 38% |
| 4TH-DOWN Conversions | 7/8 | 5/9 |
| 4th-Down Pct | 88% | 56% |
| SACKS BY-Yards | 26-185 | 11-94 |
| MISC YARDS | 0 | 0 |
| TOUCHDOWNS SCORED | 28 | 18 |
| FIELD GOALS-ATTEMPTS | 6-9 | 8-11 |
| ON-SIDE KICKS | 0-0 | 0-0 |
| RED-ZONE SCORES | (20-22) 91% | (20-23) 87% |
| RED-ZONE TOUCHDOWNS | (14-22) 64% | (14-23) 61% |
| PAT-ATTEMPTS | (27-27) 100% | (16-17) 94% |
| ATTENDANCE | 258560 | 196806 |
| Games/Avg Per Game | 4/64640 | 3/65602 |
| Neutral Site Games | | 0/0 |

| Score by Quarters | 1st | 2nd | 3rd | 4th | OT | Total |
|-------------------|-----|-----|-----|-----|----|-------|
| Mizzou | 70 | 37 | 50 | 58 | 0 | 215 |
| Opponents | 33 | 41 | 46 | 30 | 0 | 150 |



2014 Mizzou Tiger Football
 Mizzou Overall Individual Statistics (as of Oct 19, 2014)
 All games



| Rushing | gp | att | gain | loss | net | avg | td | lg | avg/g |
|--------------------|----|-----|------|------|------|------|----|----|-------|
| Russell Hansbrough | 7 | 88 | 516 | 31 | 485 | 5.5 | 6 | 68 | 69.3 |
| Murphy, Marcus | 7 | 79 | 403 | 29 | 374 | 4.7 | 1 | 29 | 53.4 |
| Mauk, Maty | 7 | 56 | 257 | 109 | 148 | 2.6 | 1 | 25 | 21.1 |
| Witter, Ish | 5 | 14 | 34 | 10 | 24 | 1.7 | 0 | 10 | 4.8 |
| Harold Brantley | 7 | 1 | 10 | 0 | 10 | 10.0 | 0 | 10 | 1.4 |
| Hunt, Tyler | 7 | 2 | 9 | 0 | 9 | 4.5 | 0 | 5 | 1.3 |
| TEAM | 3 | 5 | 0 | 11 | -11 | -2.2 | 0 | 0 | -3.7 |
| Total | 7 | 245 | 1229 | 190 | 1039 | 4.2 | 8 | 68 | 148.4 |
| Opponents | 7 | 301 | 1335 | 267 | 1068 | 3.5 | 13 | 75 | 152.6 |

| Passing | gp | effic | comp-att-int | pct | yds | td | lg | avg/g |
|---------------|----|--------|--------------|------|------|----|----|-------|
| Mauk, Maty | 7 | 118.82 | 104-198-9 | 52.5 | 1227 | 14 | 47 | 175.3 |
| Printz, Eddie | 2 | 0.00 | 0-1-0 | 0.0 | 0 | 0 | 0 | 0.0 |
| Total | 7 | 118.23 | 104-199-9 | 52.3 | 1227 | 14 | 47 | 175.3 |
| Opponents | 7 | 112.16 | 145-242-8 | 59.9 | 1499 | 5 | 47 | 214.1 |

| Receiving | gp | no. | yds | avg | td | lg | avg/g |
|--------------------|----|-----|------|------|----|----|-------|
| Sasser, Bud | 7 | 35 | 477 | 13.6 | 4 | 47 | 68.1 |
| Hunt, Jimmie | 6 | 19 | 229 | 12.1 | 5 | 45 | 38.2 |
| White, Darius | 5 | 17 | 239 | 14.1 | 3 | 45 | 47.8 |
| Murphy, Marcus | 7 | 12 | 109 | 9.1 | 1 | 26 | 15.6 |
| Culkin, Sean | 7 | 8 | 89 | 11.1 | 1 | 22 | 12.7 |
| Russell Hansbrough | 7 | 5 | 11 | 2.2 | 0 | 17 | 1.6 |
| Wesley Leftwich | 6 | 3 | 36 | 12.0 | 0 | 26 | 6.0 |
| Moore, J'Mon | 7 | 2 | 33 | 16.5 | 0 | 17 | 4.7 |
| Lee, Lawrence | 5 | 2 | 7 | 3.5 | 0 | 8 | 1.4 |
| Otte, Gavin | 7 | 1 | -3 | -3.0 | 0 | 0 | -0.4 |
| Total | 7 | 104 | 1227 | 11.8 | 14 | 47 | 175.3 |
| Opponents | 7 | 145 | 1499 | 10.3 | 5 | 47 | 214.1 |

| Punt Returns | no. | yds | avg | td | lg |
|----------------|-----|-----|------|----|----|
| Murphy, Marcus | 14 | 218 | 15.6 | 1 | 82 |
| Total | 14 | 218 | 15.6 | 1 | 82 |
| Opponents | 13 | 82 | 6.3 | 0 | 24 |

| Interceptions | no. | yds | avg | td | lg |
|-----------------|-----|-----|------|----|----|
| Webb, Braylon | 3 | 89 | 29.7 | 0 | 37 |
| Penton, Aarion | 2 | 38 | 19.0 | 0 | 38 |
| Augusta, Josh | 1 | 0 | 0.0 | 0 | 0 |
| Ruise, Darwin | 1 | 46 | 46.0 | 1 | 46 |
| Duron Singleton | 1 | 19 | 19.0 | 0 | 19 |
| Total | 8 | 192 | 24.0 | 1 | 46 |
| Opponents | 9 | 83 | 9.2 | 0 | 31 |

| Kick Returns | no. | yds | avg | td | lg |
|-----------------|-----|-----|------|----|-----|
| Murphy, Marcus | 10 | 343 | 34.3 | 2 | 100 |
| Hunt, Tyler | 2 | 30 | 15.0 | 0 | 16 |
| Wesley Leftwich | 1 | 16 | 16.0 | 0 | 16 |
| Total | 13 | 389 | 29.9 | 2 | 100 |
| Opponents | 17 | 346 | 20.4 | 0 | 33 |

| Fumble Returns | no. | yds | avg | td | lg |
|-----------------|-----|-----|------|----|----|
| Duron Singleton | 1 | 60 | 60.0 | 1 | 60 |
| Golden, Markus | 1 | 21 | 21.0 | 1 | 21 |
| Total | 2 | 81 | 40.5 | 2 | 60 |
| Opponents | 0 | -7 | 0.0 | 0 | 0 |



2014 Mizzou Tiger Football
 Mizzou Overall Individual Statistics (as of Oct 19, 2014)
 All games



| Scoring | td | fg | PAT | | | | dxp | saf | pts |
|--------------------|----|------|-------|------|-----|------|-----|-----|-----|
| | | | kick | rush | rcv | pass | | | |
| Baggett, Andrew | - | 6-9 | 27-27 | - | - | - | - | - | 45 |
| Russell Hansbrough | 6 | - | - | - | - | - | - | - | 36 |
| Hunt, Jimmie | 5 | - | - | - | - | - | - | - | 30 |
| Murphy, Marcus | 5 | - | - | - | - | - | - | - | 30 |
| Sasser, Bud | 4 | - | - | - | 1 | - | - | - | 26 |
| White, Darius | 3 | - | - | - | - | - | - | - | 18 |
| Mauk, Maty | 1 | - | - | - | - | 1-1 | - | - | 6 |
| Culkin, Sean | 1 | - | - | - | - | - | - | - | 6 |
| Ruise, Darvin | 1 | - | - | - | - | - | - | - | 6 |
| Golden, Markus | 1 | - | - | - | - | - | - | - | 6 |
| Duron Singleton | 1 | - | - | - | - | - | - | - | 6 |
| Webb, Braylon | - | - | - | - | - | - | - | - | 0 |
| Total | 28 | 6-9 | 27-27 | - | 1 | 1-1 | - | - | 215 |
| Opponents | 18 | 8-11 | 16-17 | - | 1 | 1-1 | - | - | 150 |

| Total Offense | g | plays | rush | pass | total | avg/g |
|--------------------|---|-------|------|------|-------|-------|
| Mauk, Maty | 7 | 254 | 148 | 1227 | 1375 | 196.4 |
| Russell Hansbrough | 7 | 88 | 485 | 0 | 485 | 69.3 |
| Murphy, Marcus | 7 | 79 | 374 | 0 | 374 | 53.4 |
| Witter, Ish | 5 | 14 | 24 | 0 | 24 | 4.8 |
| Harold Brantley | 7 | 1 | 10 | 0 | 10 | 1.4 |
| Hunt, Tyler | 7 | 2 | 9 | 0 | 9 | 1.3 |
| TEAM | 3 | 5 | -11 | 0 | -11 | -3.7 |
| Total | 7 | 444 | 1039 | 1227 | 2266 | 323.7 |
| Opponents | 7 | 543 | 1068 | 1499 | 2567 | 366.7 |

| Field Goals | fg | pct. | 01-19 | 20-29 | 30-39 | 40-49 | 50-99 | lg | blk |
|-----------------|-----|------|-------|-------|-------|-------|-------|----|-----|
| Baggett, Andrew | 6-9 | 66.7 | 0-0 | 3-3 | 1-2 | 2-3 | 0-1 | 44 | 0 |

| FG Sequence | Mizzou | Opponents |
|--------------------|------------|-----------|
| South Dakota State | 34,55,(44) | (39) |
| TOLEDO | - | 44,(40) |
| UCF | (26) | (19),47 |
| Indiana | (27),(40) | (23),41 |
| South Carolina | 48 | (33),(41) |
| Georgia | - | (47),(29) |
| Florida | (25),(34) | - |

| Punting | no. | yds | avg | lg | tb | fc | i20 | 50+ | blk |
|-------------------|-----|------|------|----|----|----|-----|-----|-----|
| Christian Brinser | 41 | 1754 | 42.8 | 59 | 1 | 13 | 14 | 6 | 0 |
| Total | 41 | 1754 | 42.8 | 59 | 1 | 13 | 14 | 6 | 0 |
| Opponents | 45 | 1802 | 40.0 | 65 | 2 | 19 | 15 | 3 | 0 |

| Kickoffs | no. | yds | avg | tb | ob | retn | net | ydln |
|-----------------|-----|------|------|----|----|------|------|------|
| Baggett, Andrew | 40 | 2506 | 62.7 | 23 | 0 | | | |
| Coffman, Nick | 1 | 65 | 65.0 | 1 | 0 | | | |
| Total | 41 | 2571 | 62.7 | 24 | 0 | 20.4 | 39.6 | 25 |
| Opponents | 31 | 1915 | 61.8 | 17 | 1 | 29.9 | 35.5 | 29 |

Numbers in (parentheses) indicate field goal was made.



2014 Mizzou Tiger Football
Mizzou Overall Individual Statistics (as of Oct 19, 2014)
All games



| All Purpose | g | rush | rcv | pr | kr | ir | total | avg/g |
|-----------------|---|------|------|-----|-----|-----|-------|-------|
| Murphy, Marcus | 7 | 374 | 109 | 218 | 343 | 0 | 1044 | 149.1 |
| Russell Hansbro | 7 | 485 | 11 | 0 | 0 | 0 | 496 | 70.9 |
| Sasser, Bud | 7 | 0 | 477 | 0 | 0 | 0 | 477 | 68.1 |
| White, Darius | 5 | 0 | 239 | 0 | 0 | 0 | 239 | 47.8 |
| Hunt, Jimmie | 6 | 0 | 229 | 0 | 0 | 0 | 229 | 38.2 |
| Mauk, Maty | 7 | 148 | 0 | 0 | 0 | 0 | 148 | 21.1 |
| Webb, Braylon | 7 | 0 | 0 | 0 | 0 | 89 | 89 | 12.7 |
| Culkin, Sean | 7 | 0 | 89 | 0 | 0 | 0 | 89 | 12.7 |
| Wesley Leftwich | 6 | 0 | 36 | 0 | 16 | 0 | 52 | 8.7 |
| Ruise, Darwin | 7 | 0 | 0 | 0 | 0 | 46 | 46 | 6.6 |
| Hunt, Tyler | 7 | 9 | 0 | 0 | 30 | 0 | 39 | 5.6 |
| Penton, Aarion | 7 | 0 | 0 | 0 | 0 | 38 | 38 | 5.4 |
| Moore, J'Mon | 7 | 0 | 33 | 0 | 0 | 0 | 33 | 4.7 |
| Witter, Ish | 5 | 24 | 0 | 0 | 0 | 0 | 24 | 4.8 |
| Duron Singleton | 7 | 0 | 0 | 0 | 0 | 19 | 19 | 2.7 |
| Harold Brantley | 7 | 10 | 0 | 0 | 0 | 0 | 10 | 1.4 |
| Lee, Lawrence | 5 | 0 | 7 | 0 | 0 | 0 | 7 | 1.4 |
| Otte, Gavin | 7 | 0 | -3 | 0 | 0 | 0 | -3 | -0.4 |
| TEAM | 3 | -11 | 0 | 0 | 0 | 0 | -11 | -3.7 |
| Total | 7 | 1039 | 1227 | 218 | 389 | 192 | 3065 | 437.9 |
| Opponents | 7 | 1068 | 1499 | 82 | 346 | 83 | 3078 | 439.7 |



2014 Mizzou Tiger Football
 Mizzou Overall Defensive Statistics (as of Oct 19, 2014)
 All games



| ## | Defensive Leaders | gp | Tackles | | | | tfl/yds | Sacks no-yds | Pass defense | | | Fumbles | | blkd | |
|-----------|-------------------|----|---------|-----|-----|---------|---------|-----------------|--------------|------|------|---------|----|------|-----|
| | | | ua | a | tot | | | | int-yds | brup | qbh | rcv-yds | ff | kick | saf |
| 30 | Michael Scherer | 7 | 32 | 33 | 65 | 1.0-1 | . | . | 1 | 2 | 2-0 | . | . | . | |
| 10 | Kentrell Brothers | 7 | 25 | 30 | 55 | 3.5-10 | 1.0-5 | . | 3 | 1 | . | 1 | . | . | |
| 9X | Webb, Braylon | 7 | 21 | 23 | 44 | . | . | 3-89 | 2 | . | 1-0 | . | . | . | |
| 56 | Ray, Shane | 7 | 32 | 10 | 42 | 14.0-80 | 10.0-62 | . | . | 3 | . | 2 | 1 | . | |
| 33 | Golden, Markus | 6 | 16 | 20 | 36 | 8.0-37 | 4.0-32 | . | 2 | 3 | 1-21 | . | . | . | |
| 7D | Dennis, Kenya | 7 | 23 | 9 | 32 | 1.5-4 | 0.5-3 | . | 3 | . | . | 1 | . | . | |
| 2X | Duron Singleton | 7 | 18 | 13 | 31 | 2.5-5 | 1.0-4 | 1-19 | . | . | 1-60 | . | . | . | |
| 2S | Simon, Ian | 7 | 19 | 8 | 27 | . | . | . | 1 | . | . | 1 | . | . | |
| 9D | Harold Brantley | 7 | 13 | 13 | 26 | 4.0-33 | 3.0-32 | . | 1 | 4 | . | . | 1 | . | |
| 11 | Penton, Aarion | 7 | 16 | 10 | 26 | 2.0-7 | . | 2-38 | 5 | . | . | 1 | . | . | |
| 96 | Vincent, Lucas | 7 | 7 | 16 | 23 | 4.0-14 | 1.5-12 | . | . | . | 1-0 | . | . | . | |
| 12 | Ruise, Darwin | 7 | 11 | 7 | 18 | . | . | 1-46 | 1 | . | . | . | . | . | |
| 38 | Beisel, Eric | 7 | 3 | 13 | 16 | 0.5-1 | . | . | . | . | . | . | . | . | |
| 89 | Hoch, Matt | 6 | 7 | 8 | 15 | 3.5-22 | 1.5-16 | . | 2 | 2 | . | . | . | . | |
| 91 | Harris, Charles | 7 | 8 | 5 | 13 | 3.0-14 | 2.0-11 | . | 2 | 2 | . | . | . | . | |
| 40 | Green, Clarence | 7 | 4 | 8 | 12 | . | . | . | . | . | . | . | . | . | |
| 8X | Wilson, Thomas | 7 | 6 | 6 | 12 | . | . | . | 1 | . | . | . | . | . | |
| 1G | Gibson, John | 7 | 6 | 6 | 12 | . | . | . | 3 | . | . | . | . | . | |
| 25 | Newsom, Donavin | 7 | 7 | 4 | 11 | 1.0-2 | . | . | . | 3 | . | . | . | . | |
| 3X | Loud, Marcus | 7 | 4 | 6 | 10 | . | 0.5-0 | . | . | 1 | . | . | . | . | |
| 97 | Augusta, Josh | 7 | 2 | 7 | 9 | 2.5-18 | . | 1-0 | . | . | . | 1 | . | . | |
| 22 | Anthony Sherrils | 7 | 2 | 4 | 6 | . | . | . | . | . | . | . | . | . | |
| 35 | Hunt, Tyler | 7 | 2 | 4 | 6 | . | . | . | . | . | . | 1 | . | . | |
| 3 | Johnson, David | 5 | 5 | . | 5 | 1.0-3 | . | . | . | . | . | 1 | . | . | |
| 1W | Ward, Chaston | 7 | 3 | 2 | 5 | . | . | . | . | . | . | . | . | . | |
| 95 | Hatley, Rickey | 7 | 2 | 3 | 5 | 1.0-8 | 1.0-8 | . | . | . | . | 1 | . | . | |
| 5B | Cortland Browning | 6 | 2 | . | 2 | . | . | . | 1 | . | . | . | . | . | |
| 82 | Echard, Clayton | 7 | 2 | . | 2 | . | . | . | . | . | . | . | . | . | |
| 86 | Hurrell, Jake | 7 | 1 | . | 1 | . | . | . | . | . | . | . | . | . | |
| 50 | Winston, Evan | 3 | 1 | . | 1 | . | . | . | . | . | . | . | . | . | |
| 49 | Martin, Denzel | 1 | 1 | . | 1 | . | . | . | . | . | . | . | . | . | |
| 2 | Brown, Nate | 5 | 1 | . | 1 | . | . | . | . | . | . | . | . | . | |
| 34 | Burkett, Joey | 6 | . | 1 | 1 | . | . | . | . | . | . | . | . | . | |
| 28 | Cheadle, Logan | 7 | . | 1 | 1 | . | . | . | . | . | . | . | . | . | |
| 88 | Hunt, Jimmie | 6 | 1 | . | 1 | . | . | . | . | . | 1-0 | . | . | . | |
| 21 | Sasser, Bud | 7 | 1 | . | 1 | . | . | . | . | . | . | 1 | . | . | |
| 60 | Connor McGovern | 7 | 1 | . | 1 | . | . | . | . | . | . | . | . | . | |
| Total | | 7 | 305 | 270 | 575 | 53-259 | 26-185 | 8-192 | 28 | 21 | 7-81 | 11 | 2 | . | |
| Opponents | | 7 | 247 | 148 | 395 | 43-182 | 11-94 | 9-83 | 20 | 23 | 1--7 | 1 | . | . | |



2014 Mizzou Tiger Football
Mizzou Team Game-by-Game (as of Oct 19, 2014)
All games



TEAM STATISTICS

| Date | Opponent | Rushing | | | | Receiving | | | | Passing | | | | Kick Returns | | | | Punt Returns | | | | tot off |
|-----------|--------------------|---------|------|----|----|-----------|------|----|----|-------------|------|----|----|--------------|-----|----|-----|--------------|-----|----|----|------------|
| | | no. | yds | td | lg | no. | yds | td | lg | cmp-att-int | yds | td | lg | no. | yds | td | lg | no. | yds | td | lg | |
| Aug 30 | SOUTH DAKOTA STATE | 39 | 215 | 1 | 25 | 13 | 178 | 3 | 44 | 13-21-0 | 178 | 3 | 44 | 2 | 129 | 1 | 100 | 3 | 1 | 0 | 4 | 393 |
| 09/06/14 | at TOLEDO | 47 | 177 | 2 | 16 | 21 | 325 | 5 | 47 | 21-33-2 | 325 | 5 | 47 | 1 | 19 | 0 | 19 | 1 | 34 | 0 | 34 | 502 |
| Sep 13 | UCF | 35 | 178 | 0 | 29 | 14 | 144 | 4 | 22 | 14-24-1 | 144 | 4 | 22 | 1 | 14 | 0 | 14 | 0 | 0 | 0 | 0 | 322 |
| Sep 20 | INDIANA | 35 | 172 | 1 | 68 | 29 | 331 | 2 | 45 | 29-48-1 | 331 | 2 | 45 | 2 | 24 | 0 | 16 | 2 | 27 | 0 | 20 | 503 |
| Sep 27 | at South Carolina | 36 | 148 | 3 | 25 | 12 | 132 | 0 | 41 | 12-34-0 | 132 | 0 | 41 | 1 | 32 | 0 | 32 | 3 | 46 | 0 | 23 | 280 |
| Oct 11 | GEORGIA | 22 | 50 | 0 | 13 | 9 | 97 | 0 | 24 | 9-21-4 | 97 | 0 | 24 | 5 | 75 | 0 | 21 | 1 | 9 | 0 | 9 | 147 |
| Oct 18 | at Florida | 31 | 99 | 1 | 19 | 6 | 20 | 0 | 8 | 6-18-1 | 20 | 0 | 8 | 1 | 96 | 1 | 96 | 4 | 101 | 1 | 82 | 119 |
| | | 245 | 1039 | 8 | 68 | 104 | 1227 | 14 | 47 | 104-199-9 | 1227 | 14 | 47 | 13 | 389 | 2 | 100 | 14 | 218 | 1 | 82 | 2266 |
| Opponents | | 301 | 1068 | 13 | 75 | 145 | 1499 | 5 | 47 | 145-242-8 | 1499 | 5 | 47 | 17 | 346 | 0 | 33 | 13 | 82 | 0 | 24 | 2567 |

Games played: 7
Avg per rush: 4.2
Avg per catch: 11.8
Pass efficiency: 118.23
Kick ret avg: 29.9
Punt ret avg: 15.6
All purpose avg/game: 437.9
Total offense avg/gm: 323.7

| Date | Opponent | Tackles | | | | Sacks no-yds | Fumble | | Pass Defense | | | blkd kick | PAT Attempts | | | off | | | |
|-----------|--------------------|---------|-----|-------|----------|-----------------|--------|--------|--------------|-----|------|--------------|--------------|------|-----|-----|-----|-----|-----|
| | | ua | a | total | tfl-yds | | ff | fr-yds | int-yds | qbh | brup | | kick | rush | rcv | saf | t/o | pts | |
| Aug 30 | SOUTH DAKOTA STATE | 31 | 40 | 71 | 9.0-21 | 3.0-12 | 1 | 1-0 | 2-19 | 0 | 3 | 0 | 5-5 | 0 | 0 | 0 | 0 | 20 | 38 |
| 09/06/14 | at TOLEDO | 33 | 44 | 77 | 5.0-35 | 3.0-31 | 2 | 1-0 | 1-38 | 5 | 4 | 1 | 7-7 | 0 | 0 | 0 | 0 | 14 | 49 |
| Sep 13 | UCF | 43 | 38 | 81 | 9.0-67 | 6.0-39 | 3 | 2-60 | 2-32 | 3 | 8 | 0 | 5-5 | 0 | 0 | 0 | 0 | 34 | 38 |
| Sep 20 | INDIANA | 44 | 36 | 80 | 4.0-16 | 2.0-13 | 0 | 0-0 | 0-0 | 2 | 2 | 0 | 3-3 | 0 | 0 | 0 | 0 | 0 | 27 |
| Sep 27 | at South Carolina | 52 | 20 | 72 | 9.0-49 | 4.0-37 | 0 | 0-0 | 0-0 | 4 | 6 | 0 | 3-3 | 0 | 0 | 0 | 0 | 0 | 21 |
| Oct 11 | GEORGIA | 56 | 54 | 110 | 10.0-35 | 2.0-19 | 2 | 0-0 | 0-0 | 4 | 1 | 0 | 0-0 | 0 | 0 | 0 | 0 | 0 | 0 |
| Oct 18 | at Florida | 46 | 38 | 84 | 7.0-36 | 6.0-34 | 3 | 3-21 | 3-103 | 3 | 4 | 1 | 4-4 | 0 | 1 | 0 | 0 | 48 | 42 |
| | | 305 | 270 | 575 | 53.0-259 | 26.0-185 | 11 | 7-81 | 8-192 | 21 | 28 | 2 | 27-27 | 0 | 1 | 0 | 0 | 116 | 215 |
| Opponents | | 247 | 148 | 395 | 43.0-182 | 11.0-94 | 1 | 1--7 | 9-83 | 23 | 20 | 0 | 16-17 | 0 | 1 | 0 | 0 | 48 | 150 |

| Date | Opponent | Punting | | | | | | | Field Goals | | | Kickoffs | | | | | | |
|-----------|--------------------|---------|------|------|------|------|----|----|-------------|-----|--------|----------|------|-----|------|------|----|----|
| | | no. | yds | avg | long | blkd | tb | fc | 50+ | i20 | md-att | long | blkd | no. | yds | avg | tb | ob |
| Aug 30 | SOUTH DAKOTA STATE | 4 | 172 | 43.0 | 48 | 0 | 0 | 3 | 0 | 2 | 1-3 | 44 | 0 | 7 | 454 | 64.9 | 6 | 0 |
| 09/06/14 | at TOLEDO | 6 | 247 | 41.2 | 48 | 0 | 0 | 2 | 0 | 2 | 0-0 | 0 | 0 | 8 | 514 | 64.2 | 4 | 0 |
| Sep 13 | UCF | 2 | 75 | 37.5 | 41 | 0 | 0 | 1 | 0 | 1 | 1-1 | 26 | 0 | 7 | 437 | 62.4 | 3 | 0 |
| Sep 20 | INDIANA | 7 | 298 | 42.6 | 53 | 0 | 0 | 3 | 2 | 4 | 2-2 | 40 | 0 | 6 | 389 | 64.8 | 5 | 0 |
| Sep 27 | at South Carolina | 10 | 420 | 42.0 | 52 | 0 | 1 | 3 | 2 | 0 | 0-1 | 0 | 0 | 4 | 260 | 65.0 | 3 | 0 |
| Oct 11 | GEORGIA | 6 | 264 | 44.0 | 57 | 0 | 0 | 1 | 1 | 0 | 0-0 | 0 | 0 | 1 | 65 | 65.0 | 1 | 0 |
| Oct 18 | at Florida | 6 | 278 | 46.3 | 59 | 0 | 0 | 0 | 1 | 5 | 2-2 | 34 | 0 | 8 | 452 | 56.5 | 2 | 0 |
| | | 41 | 1754 | 42.8 | 59 | 0 | 1 | 13 | 6 | 14 | 6-9 | 44 | 0 | 41 | 2571 | 62.7 | 24 | 0 |
| Opponents | | 45 | 1802 | 40.0 | 65 | 0 | 2 | 19 | 3 | 15 | 8-11 | 47 | 1 | 31 | 1915 | 61.8 | 17 | 1 |



2014 Mizzou Tiger Football
Mizzou Opponent Game-by-Game (as of Oct 19, 2014)
All games



OPPONENT STATISTICS

| Date | Opponent | Rushing | | | | Receiving | | | | Passing | | | | Kick Returns | | | | Punt Returns | | | | tot off |
|----------|--------------------|---------|------|----|----|-----------|------|----|----|-------------|------|----|----|--------------|-----|----|-----|--------------|-----|----|----|------------|
| | | no. | yds | td | lg | no. | yds | td | lg | cmp-att-int | yds | td | lg | no. | yds | td | lg | no. | yds | td | lg | |
| Aug 30 | SOUTH DAKOTA STATE | 32 | 119 | 2 | 75 | 23 | 246 | 0 | 45 | 23-32-2 | 246 | 0 | 45 | 1 | 20 | 0 | 20 | 0 | 0 | 0 | 0 | 365 |
| 09/06/14 | at TOLEDO | 32 | 154 | 3 | 45 | 23 | 256 | 0 | 25 | 23-44-1 | 256 | 0 | 25 | 4 | 92 | 0 | 30 | 1 | 0 | 0 | 0 | 410 |
| Sep 13 | UCF | 39 | 90 | 0 | 20 | 22 | 209 | 1 | 27 | 22-36-2 | 209 | 1 | 27 | 4 | 83 | 0 | 23 | 1 | 0 | 0 | 0 | 299 |
| Sep 20 | INDIANA | 50 | 241 | 3 | 49 | 18 | 252 | 1 | 47 | 18-33-0 | 252 | 1 | 47 | 1 | 28 | 0 | 28 | 0 | 0 | 0 | 0 | 493 |
| Sep 27 | at South Carolina | 42 | 119 | 1 | 17 | 21 | 219 | 1 | 47 | 21-37-0 | 219 | 1 | 47 | 1 | 33 | 0 | 33 | 2 | 33 | 0 | 24 | 338 |
| Oct 11 | GEORGIA | 58 | 210 | 3 | 18 | 23 | 169 | 1 | 14 | 23-29-0 | 169 | 1 | 14 | 0 | 0 | 0 | 0 | 5 | 43 | 0 | 16 | 379 |
| Oct 18 | at Florida | 48 | 135 | 1 | 13 | 15 | 148 | 1 | 34 | 15-31-3 | 148 | 1 | 34 | 6 | 90 | 0 | 25 | 4 | 6 | 0 | 3 | 283 |
| | | 301 | 1068 | 13 | 75 | 145 | 1499 | 5 | 47 | 145-242-8 | 1499 | 5 | 47 | 17 | 346 | 0 | 33 | 13 | 82 | 0 | 24 | 2567 |
| Mizzou | | 245 | 1039 | 8 | 68 | 104 | 1227 | 14 | 47 | 104-199-9 | 1227 | 14 | 47 | 13 | 389 | 2 | 100 | 14 | 218 | 1 | 82 | 2266 |

Games played: 7
Avg per rush: 3.5
Avg per catch: 10.3
Pass efficiency: 112.16
Kick ret avg: 20.4
Punt ret avg: 6.3
All purpose avg/game: 439.7
Total offense avg/gm: 366.7

| Date | Opponent | Tackles | | | | Sacks no-yds | Fumble | | Pass Defense | | | blkd kick | PAT Attempts | | | off | | | | |
|----------|--------------------|---------|-----|-------|----------|-----------------|--------|--------|--------------|-----|------|--------------|--------------|------|-----|-----|-----|-----|---|----|
| | | ua | a | total | tfl-yds | | ff | fr-yds | int-yds | qbh | brup | | kick | rush | rcv | saf | t/o | pts | | |
| Aug 30 | SOUTH DAKOTA STATE | 44 | 10 | 54 | 4.0-17 | 0.0-0 | 0 | 0-0 | 0-0 | 1 | 0 | 0 | 1-1 | 0 | 1 | 0 | 0 | 0 | 0 | 18 |
| 09/06/14 | at TOLEDO | 43 | 36 | 79 | 5.0-21 | 2.0-10 | 0 | 0-0 | 2-26 | 3 | 6 | 0 | 3-3 | 0 | 0 | 0 | 14 | 24 | | |
| Sep 13 | UCF | 35 | 14 | 49 | 3.0-11 | 1.0-9 | 0 | 0-7 | 1-31 | 3 | 2 | 0 | 1-1 | 0 | 0 | 14 | 10 | | | |
| Sep 20 | INDIANA | 38 | 34 | 72 | 11.0-43 | 2.0-17 | 0 | 0-0 | 1-3 | 2 | 5 | 0 | 4-4 | 0 | 0 | 0 | 0 | 31 | | |
| Sep 27 | at South Carolina | 41 | 4 | 45 | 8.0-35 | 2.0-26 | 0 | 0-0 | 0-0 | 8 | 4 | 0 | 2-2 | 0 | 0 | 0 | 0 | 20 | | |
| Oct 11 | GEORGIA | 26 | 10 | 36 | 6.0-31 | 3.0-25 | 1 | 1-0 | 4-22 | 1 | 0 | 0 | 4-4 | 0 | 0 | 20 | 34 | | | |
| Oct 18 | at Florida | 20 | 40 | 60 | 6.0-24 | 1.0-7 | 0 | 0-0 | 1-1 | 5 | 3 | 0 | 1-2 | 0 | 0 | 0 | 13 | | | |
| | | 247 | 148 | 395 | 43.0-182 | 11.0-94 | 1 | 1-7 | 9-83 | 23 | 20 | 0 | 16-17 | 0 | 1 | 0 | 48 | 150 | | |
| Mizzou | | 305 | 270 | 575 | 53.0-259 | 26.0-185 | 11 | 7-81 | 8-192 | 21 | 28 | 2 | 27-27 | 0 | 1 | 0 | 116 | 215 | | |

| Date | Opponent | Punting | | | | | | | | | | Field Goals | | | Kickoffs | | | | |
|----------|--------------------|---------|------|------|------|------|----|----|-----|-----|--------|-------------|------|-----|----------|------|----|----|--|
| | | no. | yds | avg | long | blkd | tb | fc | 50+ | i20 | md-att | long | blkd | no. | yds | avg | tb | ob | |
| Aug 30 | SOUTH DAKOTA STATE | 6 | 214 | 35.7 | 45 | 0 | 0 | 2 | 0 | 0 | 1-1 | 39 | 0 | 3 | 192 | 64.0 | 1 | 0 | |
| 09/06/14 | at TOLEDO | 9 | 379 | 42.1 | 65 | 0 | 0 | 3 | 1 | 5 | 1-2 | 40 | 1 | 5 | 325 | 65.0 | 4 | 0 | |
| Sep 13 | UCF | 3 | 102 | 34.0 | 42 | 0 | 0 | 2 | 0 | 0 | 1-2 | 19 | 0 | 3 | 175 | 58.3 | 2 | 0 | |
| Sep 20 | INDIANA | 8 | 352 | 44.0 | 52 | 0 | 1 | 5 | 1 | 3 | 1-2 | 23 | 0 | 5 | 305 | 61.0 | 3 | 0 | |
| Sep 27 | at South Carolina | 9 | 392 | 43.6 | 49 | 0 | 1 | 4 | 0 | 4 | 2-2 | 41 | 0 | 5 | 315 | 63.0 | 3 | 1 | |
| Oct 11 | GEORGIA | 5 | 173 | 34.6 | 39 | 0 | 0 | 3 | 0 | 3 | 2-2 | 47 | 0 | 7 | 412 | 58.9 | 2 | 0 | |
| Oct 18 | at Florida | 5 | 190 | 38.0 | 52 | 0 | 0 | 0 | 1 | 0 | 0-0 | 0 | 0 | 3 | 191 | 63.7 | 2 | 0 | |
| | | 45 | 1802 | 40.0 | 65 | 0 | 2 | 19 | 3 | 15 | 8-11 | 47 | 1 | 31 | 1915 | 61.8 | 17 | 1 | |
| Mizzou | | 41 | 1754 | 42.8 | 59 | 0 | 1 | 13 | 6 | 14 | 6-9 | 44 | 0 | 41 | 2571 | 62.7 | 24 | 0 | |



2014 Mizzou Tiger Football
 Mizzou Game Superlatives (as of Oct 19, 2014)
 All games



INDIVIDUAL GAME HIGHS

| | | |
|---------------------|------|---|
| Rushes | 20 | Russell Hansbrough vs South Dakota State (Aug 30, 2014) |
| Yards Rushing | 126 | Russell Hansbrough vs South Dakota State (Aug 30, 2014) |
| TD Rushes | 3 | Russell Hansbrough at South Carolina (Sep 27, 2014) |
| Long Rush | 68 | Russell Hansbrough vs Indiana (Sep 20, 2014) |
| Pass attempts | 48 | Mauk, Maty vs Indiana (Sep 20, 2014) |
| Pass completions | 29 | Mauk, Maty vs Indiana (Sep 20, 2014) |
| Yards Passing | 331 | Mauk, Maty vs Indiana (Sep 20, 2014) |
| TD Passes | 5 | Mauk, Maty at TOLEDO (09/06/14) |
| Long Pass | 47 | Mauk, Maty at TOLEDO (09/06/14) |
| Receptions | 12 | Sasser, Bud vs Indiana (Sep 20, 2014) |
| Yards Receiving | 153 | Sasser, Bud vs Indiana (Sep 20, 2014) |
| TD Receptions | 2 | White, Darius vs South Dakota State (Aug 30, 2014) |
| | 2 | Hunt, Jimmie at TOLEDO (09/06/14) |
| | 2 | Sasser, Bud vs UCF (Sep 13, 2014) |
| | 2 | Hunt, Jimmie vs UCF (Sep 13, 2014) |
| Long Reception | 47 | Sasser, Bud at TOLEDO (09/06/14) |
| Field Goals | 2 | Baggett, Andrew vs Indiana (Sep 20, 2014) |
| | 2 | Baggett, Andrew at Florida (Oct 18, 2014) |
| Long Field Goal | 44 | Baggett, Andrew vs South Dakota State (Aug 30, 2014) |
| Punts | 10 | Christian Brinser at South Carolina (Sep 27, 2014) |
| Punting Avg | 46.3 | Christian Brinser at Florida (Oct 18, 2014) |
| Long Punt | 59 | Christian Brinser at Florida (Oct 18, 2014) |
| Punts inside 20 | 5 | Christian Brinser at Florida (Oct 18, 2014) |
| Long Punt Return | 82 | Murphy, Marcus at Florida (Oct 18, 2014) |
| Long Kickoff Return | 100 | Murphy, Marcus vs South Dakota State (Aug 30, 2014) |
| Tackles | 13 | Michael Scherer vs Indiana (Sep 20, 2014) |
| Sacks | 2.0 | Ray, Shane at TOLEDO (09/06/14) |
| | 2.0 | Ray, Shane vs UCF (Sep 13, 2014) |
| | 2.0 | Ray, Shane at South Carolina (Sep 27, 2014) |
| | 2.0 | Ray, Shane at Florida (Oct 18, 2014) |
| Tackles For Loss | 4.0 | Ray, Shane vs UCF (Sep 13, 2014) |
| Interceptions | 2 | Webb, Braylon at Florida (Oct 18, 2014) |



2014 Mizzou Tiger Football
Mizzou Game Superlatives (as of Oct 19, 2014)
All games



TEAM GAME HIGHS

| | | |
|------------------|------|--------------------------------------|
| Rushes | 47 | at TOLEDO (09/06/14) |
| Yards Rushing | 215 | vs South Dakota State (Aug 30, 2014) |
| Yards Per Rush | 5.5 | vs South Dakota State (Aug 30, 2014) |
| TD Rushes | 3 | at South Carolina (Sep 27, 2014) |
| Pass attempts | 48 | vs Indiana (Sep 20, 2014) |
| Pass completions | 29 | vs Indiana (Sep 20, 2014) |
| Yards Passing | 331 | vs Indiana (Sep 20, 2014) |
| Yards Per Pass | 9.8 | at TOLEDO (09/06/14) |
| TD Passes | 5 | at TOLEDO (09/06/14) |
| Total Plays | 83 | vs Indiana (Sep 20, 2014) |
| Total Offense | 503 | vs Indiana (Sep 20, 2014) |
| Yards Per Play | 6.6 | vs South Dakota State (Aug 30, 2014) |
| Points | 49 | at TOLEDO (09/06/14) |
| Sacks By | 6 | vs UCF (Sep 13, 2014) |
| | 6 | at Florida (Oct 18, 2014) |
| First Downs | 28 | vs Indiana (Sep 20, 2014) |
| Penalties | 11 | at Florida (Oct 18, 2014) |
| Penalty Yards | 75 | vs Indiana (Sep 20, 2014) |
| Turnovers | 5 | vs Georgia (Oct 11, 2014) |
| Interceptions By | 3 | at Florida (Oct 18, 2014) |
| Punts | 10 | at South Carolina (Sep 27, 2014) |
| Punting Avg | 46.3 | at Florida (Oct 18, 2014) |
| Long Punt | 59 | at Florida (Oct 18, 2014) |
| Punts inside 20 | 5 | at Florida (Oct 18, 2014) |
| Long Punt Return | 82 | at Florida (Oct 18, 2014) |



2014 Mizzou Tiger Football
Mizzou Game Superlatives (as of Oct 19, 2014)
All games



OPPONENT INDIVIDUAL GAME HIGHS

| | | |
|---------------------|------|--|
| Rushes | 38 | Nick Chubb, vs Georgia (Oct 11, 2014) |
| Yards Rushing | 148 | HUNT, Kareem, at TOLEDO (09/06/14) |
| TD Rushes | 3 | HUNT, Kareem, at TOLEDO (09/06/14) |
| Long Rush | 75 | Zach Zenner, vs South Dakota State (Aug 30, 2014) |
| Pass attempts | 37 | Dylan Thompson, at South Carolina (Sep 27, 2014) |
| Pass completions | 22 | HOLMAN, Justin, vs UCF (Sep 13, 2014) |
| | 22 | Hutson Mason, vs Georgia (Oct 11, 2014) |
| Yards Passing | 252 | Sudfeld, Nate, vs Indiana (Sep 20, 2014) |
| TD Passes | 1 | HOLMAN, Justin, vs UCF (Sep 13, 2014) |
| | 1 | Sudfeld, Nate, vs Indiana (Sep 20, 2014) |
| | 1 | Dylan Thompson, at South Carolina (Sep 27, 2014) |
| | 1 | Hutson Mason, vs Georgia (Oct 11, 2014) |
| | 1 | Harris, T., at Florida (Oct 18, 2014) |
| Long Pass | 47 | Sudfeld, Nate, vs Indiana (Sep 20, 2014) |
| | 47 | Dylan Thompson, at South Carolina (Sep 27, 2014) |
| Receptions | 8 | HALL, Rannell, vs UCF (Sep 13, 2014) |
| Yards Receiving | 107 | Jake Wieneke, vs South Dakota State (Aug 30, 2014) |
| TD Receptions | 1 | STANBACK, W., vs UCF (Sep 13, 2014) |
| | 1 | Harris II, J., vs Indiana (Sep 20, 2014) |
| | 1 | Pharoh Cooper, at South Carolina (Sep 27, 2014) |
| | 1 | Michael Bennett, vs Georgia (Oct 11, 2014) |
| | 1 | Westbrook, T., at Florida (Oct 18, 2014) |
| Long Reception | 47 | Stoner, Nick, vs Indiana (Sep 20, 2014) |
| | 47 | Nick Jones, at South Carolina (Sep 27, 2014) |
| Field Goals | 2 | Elliott Fry, at South Carolina (Sep 27, 2014) |
| | 2 | Marshall Morgan, vs Georgia (Oct 11, 2014) |
| Long Field Goal | 47 | Marshall Morgan, vs Georgia (Oct 11, 2014) |
| Punts | 9 | Tyler Hull, at South Carolina (Sep 27, 2014) |
| Punting Avg | 65.0 | JULIAN, Michael, at TOLEDO (09/06/14) |
| Long Punt | 65 | JULIAN, Michael, at TOLEDO (09/06/14) |
| Punts inside 20 | 4 | ELLIS, Nick, at TOLEDO (09/06/14) |
| | 4 | Tyler Hull, at South Carolina (Sep 27, 2014) |
| Long Punt Return | 24 | Pharoh Cooper, at South Carolina (Sep 27, 2014) |
| Long Kickoff Return | 33 | Shon Carson, at South Carolina (Sep 27, 2014) |
| Tackles | 12 | PLUMMER, T., vs UCF (Sep 13, 2014) |
| Sacks | 1.0 | MURDOCK, Chase, at TOLEDO (09/06/14) |
| | 1.0 | JONES, Orion, at TOLEDO (09/06/14) |
| | 1.0 | NILES, Thomas, vs UCF (Sep 13, 2014) |
| | 1.0 | Scales, Tegray, vs Indiana (Sep 20, 2014) |
| | 1.0 | Shaw, Zack, vs Indiana (Sep 20, 2014) |
| | 1.0 | Gerald Dixon, at South Carolina (Sep 27, 2014) |
| | 1.0 | J.T. Surratt, at South Carolina (Sep 27, 2014) |
| | 1.0 | Lorenzo Carter, vs Georgia (Oct 11, 2014) |
| | 1.0 | Leonard Floyd, vs Georgia (Oct 11, 2014) |
| | 1.0 | Taylor, M., at Florida (Oct 18, 2014) |
| Tackles For Loss | 3.0 | Gerald Dixon, at South Carolina (Sep 27, 2014) |
| Interceptions | 2 | Quincy Mauger, vs Georgia (Oct 11, 2014) |



2014 Mizzou Tiger Football
 Mizzou Game Superlatives (as of Oct 19, 2014)
 All games



OPPONENT TEAM GAME HIGHS

| | | |
|------------------|------|--------------------------------------|
| Rushes | 58 | vs Georgia (Oct 11, 2014) |
| Yards Rushing | 241 | vs Indiana (Sep 20, 2014) |
| Yards Per Rush | 4.8 | vs Indiana (Sep 20, 2014) |
| TD Rushes | 3 | at TOLEDO (09/06/14) |
| | 3 | vs Indiana (Sep 20, 2014) |
| | 3 | vs Georgia (Oct 11, 2014) |
| Pass attempts | 44 | at TOLEDO (09/06/14) |
| Pass completions | 23 | vs South Dakota State (Aug 30, 2014) |
| | 23 | at TOLEDO (09/06/14) |
| | 23 | vs Georgia (Oct 11, 2014) |
| Yards Passing | 256 | at TOLEDO (09/06/14) |
| Yards Per Pass | 7.7 | vs South Dakota State (Aug 30, 2014) |
| TD Passes | 1 | vs UCF (Sep 13, 2014) |
| | 1 | vs Indiana (Sep 20, 2014) |
| | 1 | at South Carolina (Sep 27, 2014) |
| | 1 | vs Georgia (Oct 11, 2014) |
| | 1 | at Florida (Oct 18, 2014) |
| Total Plays | 87 | vs Georgia (Oct 11, 2014) |
| Total Offense | 493 | vs Indiana (Sep 20, 2014) |
| Yards Per Play | 5.9 | vs Indiana (Sep 20, 2014) |
| Points | 34 | vs Georgia (Oct 11, 2014) |
| Sacks By | 3 | vs Georgia (Oct 11, 2014) |
| First Downs | 27 | vs Indiana (Sep 20, 2014) |
| Penalties | 9 | at TOLEDO (09/06/14) |
| Penalty Yards | 71 | at South Carolina (Sep 27, 2014) |
| Turnovers | 6 | at Florida (Oct 18, 2014) |
| Interceptions By | 4 | vs Georgia (Oct 11, 2014) |
| Punts | 9 | at TOLEDO (09/06/14) |
| | 9 | at South Carolina (Sep 27, 2014) |
| Punting Avg | 44.0 | vs Indiana (Sep 20, 2014) |
| Long Punt | 65 | at TOLEDO (09/06/14) |
| Punts inside 20 | 5 | at TOLEDO (09/06/14) |
| Long Punt Return | 24 | at South Carolina (Sep 27, 2014) |



2014 Mizzou Tiger Football
Mizzou Red-Zone Results (as of Oct 19, 2014)
All games



Mizzou Inside Opponent Red-Zone

| Date | Opponent | Score | Times In RZ | Times Scored | Total Pts | Rush TDs | Pass TDs | FGs Made | Failed to score inside RZ | | | | | | |
|--------------|--------------------|---------|----------------|-----------------|--------------|-------------|-------------|-------------|---------------------------|------|-----|------|------|------|---|
| | | | | | | | | | FGA | Down | Int | Fumb | Half | Game | |
| Aug 30, 2014 | SOUTH DAKOTA STATE | W 38-18 | 3 | 2 | 10 | 1 | 1 | 0 | 1 | 1 | 0 | 0 | 0 | 0 | 0 |
| 09/06/14 | at TOLEDO | W 49-24 | 6 | 6 | 42 | 6 | 2 | 4 | 0 | 0 | 0 | 0 | 0 | 0 | 0 |
| Sep 13, 2014 | UCF | W 38-10 | 4 | 3 | 17 | 2 | 0 | 2 | 1 | 0 | 1 | 0 | 0 | 0 | 0 |
| Sep 20, 2014 | INDIANA | L 27-31 | 3 | 3 | 13 | 1 | 0 | 1 | 2 | 0 | 0 | 0 | 0 | 0 | 0 |
| Sep 27, 2014 | at South Carolina | W 21-20 | 3 | 3 | 21 | 3 | 3 | 0 | 0 | 0 | 0 | 0 | 0 | 0 | 0 |
| Oct 11, 2014 | GEORGIA | L 0-34 | 0 | 0 | 0 | 0 | 0 | 0 | 0 | 0 | 0 | 0 | 0 | 0 | 0 |
| Oct 18, 2014 | at Florida | W 42-13 | 3 | 3 | 13 | 1 | 1 | 0 | 2 | 0 | 0 | 0 | 0 | 0 | 0 |
| Totals | | | 22 | 20 | 116 | 14 | 7 | 7 | 6 | 1 | 1 | 0 | 0 | 0 | 0 |

20 of 22 (90.9%)

Opponents Inside Mizzou Red-Zone

| Date | Opponent | Score | Times In RZ | Times Scored | Total Pts | Rush TDs | Pass TDs | FGs Made | Failed to score inside RZ | | | | | | |
|--------------|--------------------|---------|----------------|-----------------|--------------|-------------|-------------|-------------|---------------------------|------|-----|------|------|------|---|
| | | | | | | | | | FGA | Down | Int | Fumb | Half | Game | |
| Aug 30, 2014 | SOUTH DAKOTA STATE | W 38-18 | 1 | 1 | 8 | 1 | 1 | 0 | 0 | 0 | 0 | 0 | 0 | 0 | 0 |
| 09/06/14 | at TOLEDO | W 49-24 | 4 | 3 | 17 | 2 | 2 | 0 | 1 | 1 | 0 | 0 | 0 | 0 | 0 |
| Sep 13, 2014 | UCF | W 38-10 | 3 | 2 | 10 | 1 | 0 | 1 | 1 | 0 | 0 | 0 | 1 | 0 | 0 |
| Sep 20, 2014 | INDIANA | L 27-31 | 4 | 4 | 24 | 3 | 3 | 0 | 1 | 0 | 0 | 0 | 0 | 0 | 0 |
| Sep 27, 2014 | at South Carolina | W 21-20 | 3 | 3 | 13 | 1 | 1 | 0 | 2 | 0 | 0 | 0 | 0 | 0 | 0 |
| Oct 11, 2014 | GEORGIA | L 0-34 | 6 | 5 | 31 | 4 | 3 | 1 | 1 | 0 | 0 | 0 | 0 | 1 | 0 |
| Oct 18, 2014 | at Florida | W 42-13 | 2 | 2 | 13 | 2 | 1 | 1 | 0 | 0 | 0 | 0 | 0 | 0 | 0 |
| Totals | | | 23 | 20 | 116 | 14 | 11 | 3 | 6 | 1 | 0 | 0 | 1 | 1 | 0 |

20 of 23 (87.0%)



2014 Mizzou Tiger Football
Mizzou By-Quarter Statistics (as of Oct 19, 2014)
All games



3rd-Down Conversions

| Date | Opponent | Score | Overall | 1st Qtr | 2nd Qtr | 3rd Qtr | 4th Qtr | Overtime |
|--------------|--------------------|---------|-------------|-----------|------------|------------|------------|----------|
| Aug 30, 2014 | SOUTH DAKOTA STATE | W 38-18 | 3-11 27.3 | 1-3 33.3 | 1-4 25.0 | 0-2 0.0 | 1-2 50.0 | |
| 09/06/14 | at TOLEDO | W 49-24 | 9-17 52.9 | 2-4 50.0 | 1-4 25.0 | 5-7 71.4 | 1-2 50.0 | |
| Sep 13, 2014 | UCF | W 38-10 | 10-14 71.4 | 2-2 100.0 | 4-4 100.0 | 1-3 33.3 | 3-5 60.0 | |
| Sep 20, 2014 | INDIANA | L 27-31 | 5-16 31.2 | 1-3 33.3 | 1-3 33.3 | 2-6 33.3 | 1-4 25.0 | |
| Sep 27, 2014 | at South Carolina | W 21-20 | 2-16 12.5 | 2-5 40.0 | 0-4 0.0 | 0-3 0.0 | 0-4 0.0 | |
| Oct 11, 2014 | GEORGIA | L 0-34 | 0-7 0.0 | 0-3 0.0 | 0-2 0.0 | 0-0 0.0 | 0-2 0.0 | |
| Oct 18, 2014 | at Florida | W 42-13 | 5-14 35.7 | 1-3 33.3 | 3-7 42.9 | 1-2 50.0 | 0-2 0.0 | |
| | Mizzou | | 34-95 35.8 | 9-23 39.1 | 10-28 35.7 | 9-23 39.1 | 6-21 28.6 | 0-0 0.0 |
| | Opponents | | 47-123 38.2 | 8-30 26.7 | 13-34 38.2 | 16-33 48.5 | 10-26 38.5 | 0-0 0.0 |

4th-Down Conversions

| Date | Opponent | Score | Overall | 1st Qtr | 2nd Qtr | 3rd Qtr | 4th Qtr | Overtime |
|--------------|--------------------|---------|-----------|-----------|-----------|-----------|-----------|----------|
| Aug 30, 2014 | SOUTH DAKOTA STATE | W 38-18 | 2-2 100.0 | 0-0 0.0 | 1-1 100.0 | 0-0 0.0 | 1-1 100.0 | |
| 09/06/14 | at TOLEDO | W 49-24 | 0-0 0.0 | 0-0 0.0 | 0-0 0.0 | 0-0 0.0 | 0-0 0.0 | |
| Sep 13, 2014 | UCF | W 38-10 | 0-1 0.0 | 0-0 0.0 | 0-0 0.0 | 0-0 0.0 | 0-1 0.0 | |
| Sep 20, 2014 | INDIANA | L 27-31 | 2-2 100.0 | 0-0 0.0 | 0-0 0.0 | 1-1 100.0 | 1-1 100.0 | |
| Sep 27, 2014 | at South Carolina | W 21-20 | 3-3 100.0 | 1-1 100.0 | 0-0 0.0 | 0-0 0.0 | 2-2 100.0 | |
| Oct 11, 2014 | GEORGIA | L 0-34 | 0-0 0.0 | 0-0 0.0 | 0-0 0.0 | 0-0 0.0 | 0-0 0.0 | |
| Oct 18, 2014 | at Florida | W 42-13 | 0-0 0.0 | 0-0 0.0 | 0-0 0.0 | 0-0 0.0 | 0-0 0.0 | |
| | Mizzou | | 7-8 87.5 | 1-1 100.0 | 1-1 100.0 | 1-1 100.0 | 4-5 80.0 | 0-0 0.0 |
| | Opponents | | 5-9 55.6 | 1-3 33.3 | 2-2 100.0 | 0-0 0.0 | 2-4 50.0 | 0-0 0.0 |

Time of Possession

| Date | Opponent | Score | Overall | 1st Qtr | 2nd Qtr | 3rd Qtr | 4th Qtr | Overtime |
|--------------|--------------------|---------|---------|---------|---------|---------|---------|----------|
| Aug 30, 2014 | SOUTH DAKOTA STATE | W 38-18 | 24:36 | 7:50 | 6:55 | 2:34 | 7:17 | |
| 09/06/14 | at TOLEDO | W 49-24 | 33:45 | 8:43 | 6:53 | 9:21 | 8:48 | |
| Sep 13, 2014 | UCF | W 38-10 | 25:03 | 3:36 | 6:53 | 5:17 | 9:17 | |
| Sep 20, 2014 | INDIANA | L 27-31 | 33:21 | 5:56 | 7:55 | 10:08 | 9:22 | |
| Sep 27, 2014 | at South Carolina | W 21-20 | 24:05 | 7:00 | 5:48 | 4:25 | 6:52 | |
| Oct 11, 2014 | GEORGIA | L 0-34 | 17:37 | 5:10 | 5:02 | 5:12 | 2:13 | |
| Oct 18, 2014 | at Florida | W 42-13 | 26:01 | 7:07 | 10:15 | 4:07 | 4:32 | |
| | Mizzou | Total | 184:28 | 45:22 | 49:41 | 41:04 | 48:21 | 0:00 |
| | | Avg. | 26:21 | 6:28 | 7:05 | 5:52 | 6:54 | 0:00 |
| | Opponents | Total | 235:32 | 59:38 | 55:19 | 63:56 | 56:39 | 0:00 |
| | | Avg. | 33:38 | 8:31 | 7:54 | 9:08 | 8:05 | 0:00 |



2014 Mizzou Tiger Football
 Mizzou Games Played (as of Oct 19, 2014)
 All games



| ## | PLAYER | GP-GS | SDSU | TOLEDO | UCF | IND | SC | UGA | UF |
|----|-----------------|-------|-------|--------|-------|-------|-------|-------|-------|
| 97 | Augusta, Josh | 7/- | XXX | XXX | XXX | XXX | XXX | XXX | XXX |
| 99 | Baggett, Andrew | 7/- | XXX | XXX | XXX | XXX | XXX | XXX | XXX |
| 38 | Beisel, Eric | 7/- | XXX | XXX | XXX | XXX | XXX | XXX | XXX |
| 77 | Boehm, Evan | 7/7 | START | START | START | START | START | START | START |
| 9D | Brantley, Harol | 7/5 | XXX | XXX | START | START | START | START | START |
| 92 | Brinser, Christ | 7/- | XXX | XXX | XXX | XXX | XXX | XXX | XXX |
| 10 | Brothers, Kentr | 7/7 | START | START | START | START | START | START | START |
| 2 | Brown, Nate | 5/- | XXX | XXX | ... | ... | XXX | XXX | XXX |
| 5B | Browning, Cortl | 6/- | XXX | XXX | XXX | XXX | ... | XXX | XXX |
| 34 | Burkett, Joey | 6/- | XXX | XXX | XXX | XXX | XXX | ... | XXX |
| 9U | Butler, David | 1/- | XXX | ... | ... | ... | ... | ... | ... |
| 51 | Carberry, Steph | 2/- | ... | XXX | XXX | ... | ... | ... | ... |
| 62 | Chappell, Taylo | 6/3 | ... | XXX | XXX | XXX | START | START | START |
| 28 | Cheadle, Logan | 7/- | XXX | XXX | XXX | XXX | XXX | XXX | XXX |
| 9C | Coffman, Nick | 1/- | XXX | ... | ... | ... | ... | ... | ... |
| 55 | Crawford, Nate | 2/- | ... | XXX | ... | XXX | ... | ... | ... |
| 80 | Culkin, Sean | 7/7 | START | START | START | START | START | START | START |
| 7D | Dennis, Kenya | 7/4 | START | XXX | XXX | XXX | START | START | START |
| 82 | Echard, Clayton | 7/- | XXX | XXX | XXX | XXX | XXX | XXX | XXX |
| 79 | Franklin, Adam | 1/- | XXX | ... | ... | ... | ... | ... | ... |
| 70 | Gatti, Anthony | 4/4 | START | START | START | START | ... | ... | ... |
| 1G | Gibson, John | 7/3 | XXX | START | START | START | XXX | XXX | XXX |
| 33 | Golden, Markus | 6/6 | START | START | START | ... | START | START | START |
| 9G | Grava, Justin | 1/- | ... | ... | ... | ... | ... | XXX | ... |
| 40 | Green, Clarence | 7/1 | XXX | XXX | START | XXX | XXX | XXX | XXX |
| 73 | Hall, Mitch L. | 6/4 | START | START | START | START | XXX | ... | XXX |
| 32 | Hansbrough, Rus | 7/3 | START | XXX | XXX | XXX | START | START | XXX |
| 91 | Harris, Charles | 7/1 | XXX | XXX | XXX | START | XXX | XXX | XXX |
| 95 | Hatley, Rickey | 7/- | XXX | XXX | XXX | XXX | XXX | XXX | XXX |
| 89 | Hoch, Matt | 6/3 | START | START | ... | XXX | XXX | XXX | START |
| 88 | Hunt, Jimmie | 6/6 | START | START | START | START | ... | START | START |
| 35 | Hunt, Tyler | 7/- | XXX | XXX | XXX | XXX | XXX | XXX | XXX |
| 86 | Hurrell, Jake | 7/- | XXX | XXX | XXX | XXX | XXX | XXX | XXX |
| 3 | Johnson, David | 5/- | XXX | XXX | XXX | XXX | XXX | ... | ... |
| 24 | Lee, Lawrence | 5/- | XXX | XXX | ... | XXX | XXX | XXX | ... |
| 18 | Leftwich, Wesle | 6/2 | XXX | XXX | XXX | XXX | START | START | ... |
| 75 | Logan, A.J. | 2/- | XXX | XXX | ... | ... | ... | ... | ... |
| 3X | Loud, Marcus | 7/- | XXX | XXX | XXX | XXX | XXX | XXX | XXX |
| 49 | Martin, Denzel | 1/- | XXX | ... | ... | ... | ... | ... | ... |
| 7X | Mauk, Maty | 7/7 | START | START | START | START | START | START | START |
| 60 | McGovern, Conno | 7/7 | START | START | START | START | START | START | START |
| 63 | McNulty, Brad | 6/3 | ... | XXX | XXX | XXX | START | START | START |
| 4 | Moore, J'Mon | 7/- | XXX | XXX | XXX | XXX | XXX | XXX | XXX |
| 65 | Morse, Mitch | 7/7 | START | START | START | START | START | START | START |
| 6 | Murphy, Marcus | 7/4 | XXX | START | START | START | XXX | XXX | START |
| 25 | Newsom, Donavin | 7/1 | XXX | XXX | XXX | XXX | XXX | START | XXX |
| 84 | Otte, Gavin | 7/1 | XXX | XXX | XXX | XXX | START | XXX | XXX |



2014 Mizzou Tiger Football
Mizzou Games Played (as of Oct 19, 2014)
All games



| ## | PLAYER | GP-GS | SDSU | TOLEDO | UCF | IND | SC | UGA | UF |
|----|-----------------|-------|-------|--------|-------|-------|-------|-------|-------|
| 11 | Penton, Aarion | 7/7 | START | START | START | START | START | START | START |
| 9 | Printz, Eddie | 2/- | ... | XXX | XXX | ... | ... | ... | ... |
| 56 | Ray, Shane | 7/7 | START | START | START | START | START | START | START |
| 1R | Reese, Jason | 7/- | XXX | XXX | XXX | XXX | XXX | XXX | XXX |
| 72 | Rhodes, Clay | 1/- | ... | ... | XXX | ... | ... | ... | ... |
| 12 | Ruise, Darvin | 7/- | XXX | XXX | XXX | XXX | XXX | XXX | XXX |
| 19 | Rupert, Shaun | 6/- | XXX | XXX | XXX | XXX | XXX | ... | XXX |
| 21 | Sasser, Bud | 7/7 | START | START | START | START | START | START | START |
| 30 | Scherer, Michae | 7/7 | START | START | START | START | START | START | START |
| 22 | Sherrils, Antho | 7/- | XXX | XXX | XXX | XXX | XXX | XXX | XXX |
| 2S | Simon, Ian | 7/7 | START | START | START | START | START | START | START |
| 2X | Singleton, Duro | 7/5 | START | START | XXX | START | START | XXX | START |
| 96 | Vincent, Lucas | 7/6 | START | START | START | START | START | START | XXX |
| 3W | Wade, Jordan | 1/- | ... | ... | ... | ... | ... | XXX | ... |
| 1W | Ward, Chaston | 7/- | XXX | XXX | XXX | XXX | XXX | XXX | XXX |
| 9X | Webb, Braylon | 7/7 | START | START | START | START | START | START | START |
| 8W | White, Darius | 5/5 | START | START | START | START | ... | ... | START |
| 76 | Williams, Jorda | 4/- | XXX | XXX | XXX | XXX | ... | ... | ... |
| 8X | Wilson, Thomas | 7/- | XXX | XXX | XXX | XXX | XXX | XXX | XXX |
| 50 | Winston, Evan | 3/- | XXX | XXX | XXX | ... | ... | ... | ... |
| 29 | Witter, Ish | 5/- | XXX | XXX | XXX | ... | XXX | ... | XXX |



2014 Mizzou Tiger Football
 Mizzou Total Tackles Game-by-Game (as of Oct 19, 2014)
 All games



| Total Tackles | UA-A | Total | SDSU | TOLEDO | UCF | IND | SC | UGA | UF |
|--------------------|-------|-------|------|--------|-----|-----|-----|-----|-----|
| Scherer, Michae LB | 32-33 | 65 | 3-6 | 3-6 | 6-4 | 7-6 | 6-3 | 3-5 | 4-3 |
| Brothers, Kentr LB | 25-30 | 55 | 2-4 | 1-6 | 2-6 | 6-2 | 8-2 | 4-8 | 2-2 |
| Webb, Braylon | 21-23 | 44 | 1-2 | 4-4 | 2-3 | 3-2 | 3-3 | 5-6 | 3-3 |
| Ray, Shane DE | 32-10 | 42 | 4-2 | 2-1 | 7-0 | 5-1 | 8-0 | 5-1 | 1-5 |
| Golden, Markus DL | 16-20 | 36 | 5-5 | 3-3 | 2-3 | DNP | 3-1 | 3-7 | 0-1 |
| Dennis, Kenya DB | 23-9 | 32 | 1-1 | 2-0 | 1-1 | 3-2 | 3-2 | 6-2 | 7-1 |
| Singleton, Duro DB | 18-13 | 31 | 1-1 | 2-2 | 5-3 | 1-3 | 2-2 | 3-0 | 4-2 |
| Simon, Ian SS | 19-8 | 27 | 4-1 | 0-1 | 0-1 | 8-0 | 2-2 | 2-2 | 3-1 |
| Brantley, Harol DL | 13-13 | 26 | 1-0 | 1-0 | 0-2 | 4-4 | 1-0 | 4-3 | 2-4 |
| Penton, Aarion DB | 16-10 | 26 | 2-5 | 1-2 | 4-0 | 1-0 | 3-0 | 3-2 | 2-1 |
| Vincent, Lucas DL | 7-16 | 23 | 0-3 | 0-2 | 1-3 | 0-2 | 3-1 | 1-2 | 2-3 |
| Ruise, Darvin LB | 11-7 | 18 | 1-0 | 0-1 | 4-1 | 2-1 | 2-1 | 2-2 | 0-1 |
| Beisel, Eric LB | 3-13 | 16 | 0-3 | 0-2 | - | 1-2 | - | 1-3 | 1-3 |
| Hoch, Matt DT | 7-8 | 15 | 1-2 | 0-2 | DNP | 0-2 | 4-0 | 1-0 | 1-2 |
| Harris, Charles DL | 8-5 | 13 | 0-1 | 1-1 | 1-0 | 2-2 | 0-1 | 3-0 | 1-0 |
| Wilson, Thomas DB | 6-6 | 12 | - | 1-0 | 1-2 | 0-2 | 2-0 | 0-1 | 2-1 |
| Gibson, John CB | 6-6 | 12 | 2-0 | 1-2 | 0-1 | 0-1 | 0-1 | 1-1 | 2-0 |
| Green, Clarence LB | 4-8 | 12 | - | 0-1 | 1-3 | - | - | 3-4 | - |
| Newsom, Donavin LB | 7-4 | 11 | 0-1 | 1-1 | 1-1 | - | 1-0 | 0-1 | 4-0 |
| Loud, Marcus DL | 4-6 | 10 | - | 0-1 | 1-2 | 1-0 | - | 1-1 | 1-2 |
| Augusta, Josh DL | 2-7 | 9 | 0-2 | 0-1 | 1-2 | 0-1 | 0-1 | 1-0 | - |
| Sherrils, Antho DB | 2-4 | 6 | - | 2-3 | - | - | - | - | 0-1 |
| Hunt, Tyler | 2-4 | 6 | - | - | - | 0-2 | - | 2-2 | - |
| Johnson, David CB | 5-0 | 5 | 1-0 | 4-0 | - | - | - | DNP | DNP |
| Hatley, Rickey DL | 2-3 | 5 | 0-1 | 1-1 | 1-0 | 0-1 | - | - | - |
| Ward, Chaston | 3-2 | 5 | - | 1-1 | - | - | - | - | 2-1 |
| Echard, Clayton | 2-0 | 2 | - | - | 1-0 | - | 1-0 | - | - |
| Browning, Cortl | 2-0 | 2 | - | 1-0 | - | - | DNP | - | 1-0 |
| McGovern, Conno | 1-0 | 1 | - | - | 1-0 | - | - | - | - |
| Winston, Evan DL | 1-0 | 1 | 1-0 | - | - | DNP | DNP | DNP | DNP |
| Martin, Denzel LB | 1-0 | 1 | 1-0 | DNP | DNP | DNP | DNP | DNP | DNP |
| Burkett, Joey LB | 0-1 | 1 | - | - | - | - | - | DNP | 0-1 |
| Hunt, Jimmie | 1-0 | 1 | - | - | - | - | DNP | 1-0 | - |
| Cheadle, Logan DB | 0-1 | 1 | - | - | - | - | - | 0-1 | - |
| Hurrell, Jake | 1-0 | 1 | - | - | - | - | - | - | 1-0 |
| Brown, Nate | 1-0 | 1 | - | - | DNP | DNP | - | 1-0 | - |
| Sasser, Bud | 1-0 | 1 | - | 1-0 | - | - | - | - | - |



2014 Mizzou Tiger Football
Mizzou Passing Game-by-Game (as of Oct 19, 2014)
All games



| #7X Mauk, Maty | Comp | Att | Int | Pct | Yards | TD | Long | Sacked | Effic |
|--------------------|------|-----|-----|------|-------|----|------|--------|--------|
| South Dakota State | 13 | 21 | 0 | 61.9 | 178 | 3 | 44 | 0-0 | 180.25 |
| TOLEDO | 21 | 32 | 2 | 65.6 | 325 | 5 | 47 | 2-10 | 190.00 |
| UCF | 14 | 24 | 1 | 58.3 | 144 | 4 | 22 | 1-9 | 155.40 |
| Indiana | 29 | 48 | 1 | 60.4 | 331 | 2 | 45 | 2-17 | 127.93 |
| South Carolina | 12 | 34 | 0 | 35.3 | 132 | 0 | 41 | 2-26 | 67.91 |
| Georgia | 9 | 21 | 4 | 42.9 | 97 | 0 | 24 | 3-25 | 43.56 |
| Florida | 6 | 18 | 1 | 33.3 | 20 | 0 | 8 | 1-7 | 31.56 |
| TOTALS | 104 | 198 | 9 | 52.5 | 1227 | 14 | 47 | 11-94 | 118.82 |

| #9 Printz, Eddie | Comp | Att | Int | Pct | Yards | TD | Long | Sacked | Effic |
|------------------|------|-----|-----|-----|-------|----|------|--------|-------|
| TOLEDO | 0 | 1 | 0 | 0.0 | 0 | 0 | 0 | 0-0 | 0.00 |
| TOTALS | 0 | 1 | 0 | 0.0 | 0 | 0 | 0 | 0-0 | 0.00 |



2014 Mizzou Tiger Football
 Mizzou Rushing/Receiving Game-by-Game (as of Oct 19, 2014)
 All games



| RUSHING | No-Yds/TD | SDSU | TOLEDO | UCF | IND | SC | UGA | UF |
|--------------------|-----------|----------|---------|---------|----------|---------|---------|---------|
| Hansbrough, Rus TB | 88-485/6 | 20-126/1 | 18-84/1 | 9-48/0 | 10-119/1 | 10-43/3 | 8-30/0 | 13-35/0 |
| Murphy, Marcus TB | 79-374/1 | 9-54/0 | 13-56/0 | 15-94/0 | 11-11/0 | 16-98/0 | 7-34/0 | 8-27/1 |
| Mauk, Maty QB | 56-148/1 | 5-17/0 | 12-36/1 | 6-30/0 | 13-32/0 | 6-9/0 | 7--14/0 | 7-38/0 |
| Witter, Ish TB | 14-24/0 | 3-9/0 | 4-1/0 | 4-8/0 | DNP | 1-5/0 | DNP | 2-1/0 |
| Brantley, Harol | 1-10/0 | - | - | - | 1-10/0 | - | - | - |
| Hunt, Tyler TB | 2-9/0 | 2-9/0 | - | - | - | - | - | - |
| TEAM | 5--11/0 | DNP | DNP | 1--2/0 | DNP | 3--7/0 | DNP | 1--2/0 |

| RECEIVING | No-Yds/TD | SDSU | TOLEDO | UCF | IND | SC | UGA | UF |
|--------------------|-----------|--------|---------|--------|----------|--------|--------|-------|
| Sasser, Bud WR | 35-477/4 | 2-37/1 | 5-121/1 | 5-57/2 | 12-153/0 | 6-86/0 | 2-14/0 | 3-9/0 |
| White, Darius WR | 17-239/3 | 2-83/2 | 5-69/1 | 3-27/0 | 5-51/0 | DNP | DNP | 2-9/0 |
| Hunt, Jimmie WR | 19-229/5 | 3-31/0 | 6-71/2 | 2-21/2 | 5-75/1 | DNP | 2-29/0 | 1-2/0 |
| Murphy, Marcus TB | 12-109/1 | 3-20/0 | 3-41/1 | - | 2-20/0 | 2-12/0 | 2-16/0 | - |
| Culkin, Sean TE | 8-89/1 | - | 2-23/0 | 1-18/0 | 4-45/1 | 1-3/0 | - | - |
| Leftwich, Wesle WR | 3-36/0 | 2-10/0 | - | - | - | 1-26/0 | - | DNP |
| Moore, J'Mon WR | 2-33/0 | - | - | - | - | - | 2-33/0 | - |
| Hansbrough, Rus TB | 5-11/0 | 1--3/0 | - | 3-21/0 | 1--7/0 | - | - | - |
| Lee, Lawrence WR | 2-7/0 | - | - | DNP | 0--6/0 | 1-8/0 | 1-5/0 | DNP |
| Otte, Gavin WR | 1--3/0 | - | - | - | - | 1--3/0 | - | - |



2014 Mizzou Tiger Football
Mizzou Return Stats Game-by-Game (as of Oct 19, 2014)
All games



| PUNT RETURNS | No-Yds | SDSU | TOLEDO | UCF | IND | SC | UGA | UF |
|---------------------|---------------|-------------|---------------|------------|------------|-----------|------------|-----------|
| Murphy, Marcus | 14-218 | 3-1 | 1-34 | - | 2-27 | 3-46 | 1-9 | 4-101 |

| KICK RETURNS | No-Yds | SDSU | TOLEDO | UCF | IND | SC | UGA | UF |
|---------------------|---------------|-------------|---------------|------------|------------|-----------|------------|-----------|
| Murphy, Marcus | 10-343 | 2-129 | 1-19 | - | 1-8 | 1-32 | 4-59 | 1-96 |
| Hunt, Tyler | 2-30 | - | - | 1-14 | 1-16 | - | - | - |
| Leftwich, Wesle | 1-16 | - | - | - | - | - | 1-16 | DNP |

| INT. RETURNS | No-Yds | SDSU | TOLEDO | UCF | IND | SC | UGA | UF |
|---------------------|---------------|-------------|---------------|------------|------------|-----------|------------|-----------|
| Webb, Braylon | 3-89 | - | - | 1-32 | - | - | - | 2-57 |
| Penton, Aarion | 2-38 | 1-0 | 1-38 | - | - | - | - | - |
| Augusta, Josh | 1-0 | - | - | 1-0 | - | - | - | - |
| Singleton, Duro | 1-19 | 1-19 | - | - | - | - | - | - |
| Ruise, Darvin | 1-46 | - | - | - | - | - | - | 1-46 |

| FUMBLE RETURNS | No-Yds | SDSU | TOLEDO | UCF | IND | SC | UGA | UF |
|-----------------------|---------------|-------------|---------------|------------|------------|-----------|------------|-----------|
| Singleton, Duro | 1-60 | - | - | 1-60 | - | - | - | - |
| Golden, Markus | 1-21 | - | - | - | DNP | - | - | 1-21 |



2014 Mizzou Tiger Football
Mizzou Sacks Game-by-Game (as of Oct 19, 2014)
All games



| SACKS | UA-A | Total | SDSU | TOLEDO | UCF | IND | SC | UGA | UF |
|--------------------|------|-------|-------|--------|--------|-------|--------|--------|--------|
| Ray, Shane DE | 9-2 | 10.0 | 1.0-0 | 2.0-14 | 2.0-13 | 1.0-9 | 2.0-14 | - | 2.0-12 |
| Golden, Markus DL | 3-2 | 4.0 | 1.5-9 | 1.0-17 | 1.5-6 | DNP | - | - | - |
| Brantley, Harol DL | 3-0 | 3.0 | - | - | - | - | 1.0-11 | 1.0-12 | 1.0-9 |
| Harris, Charles DL | 2-0 | 2.0 | - | - | - | 1.0-4 | - | 1.0-7 | - |
| Hoch, Matt DT | 1-1 | 1.5 | - | - | DNP | - | 1.0-12 | - | 0.5-4 |
| Vincent, Lucas DL | 1-1 | 1.5 | - | - | 1.5-12 | - | - | - | - |
| Hatley, Rickey DL | 1-0 | 1.0 | - | - | 1.0-8 | - | - | - | - |
| Brothers, Kentr LB | 1-0 | 1.0 | - | - | - | - | - | - | 1.0-5 |
| Singleton, Duro DB | 1-0 | 1.0 | - | - | - | - | - | - | 1.0-4 |
| Dennis, Kenya DB | 0-1 | 0.5 | 0.5-3 | - | - | - | - | - | - |
| Loud, Marcus DL | 0-1 | 0.5 | - | - | - | - | - | - | 0.5-0 |



2014 Mizzou Tiger Football
Mizzou Tackle For Loss Game-by-Game (as of Oct 19, 2014)
All games



| TACKLES FOR LOSS | UA-A | Total | SDSU | TOLEDO | UCF | IND | SC | UGA | UF |
|--------------------|------|-------|--------|--------|--------|--------|--------|--------|--------|
| Ray, Shane DE | 13-2 | 14.0 | 1.5-2 | 2.0-14 | 4.0-26 | 2.0-11 | 2.0-14 | 1.0-1 | 1.5-12 |
| Golden, Markus DL | 6-4 | 8.0 | 3.0-11 | 2.0-18 | 1.5-6 | DNP | - | 1.5-2 | - |
| Vincent, Lucas DL | 3-2 | 4.0 | 0.5-0 | - | 1.5-12 | - | 1.0-1 | - | 1.0-1 |
| Brantley, Harol DL | 4-0 | 4.0 | - | - | - | - | 1.0-11 | 2.0-13 | 1.0-9 |
| Brothers, Kentr LB | 3-1 | 3.5 | 0.5-1 | - | - | - | 2.0-4 | - | 1.0-5 |
| Hoch, Matt DT | 3-1 | 3.5 | 1.0-2 | - | DNP | - | 1.0-12 | 1.0-4 | 0.5-4 |
| Harris, Charles DL | 3-0 | 3.0 | - | - | - | 1.0-4 | - | 2.0-10 | - |
| Singleton, Duro DB | 2-1 | 2.5 | - | - | - | 1.0-1 | 0.5-0 | - | 1.0-4 |
| Augusta, Josh DL | 2-1 | 2.5 | 0.5-0 | - | 1.0-15 | - | - | 1.0-3 | - |
| Penton, Aarion DB | 2-0 | 2.0 | - | - | - | - | 1.0-6 | 1.0-1 | - |
| Dennis, Kenya DB | 1-1 | 1.5 | 0.5-3 | - | - | - | - | - | 1.0-1 |
| Hatley, Rickey DL | 1-0 | 1.0 | - | - | 1.0-8 | - | - | - | - |
| Johnson, David CB | 1-0 | 1.0 | - | 1.0-3 | - | - | - | DNP | DNP |
| Newsom, Donavin LB | 0-2 | 1.0 | 0.5-1 | - | - | - | - | 0.5-1 | - |
| Scherer, Michae LB | 0-2 | 1.0 | 0.5-0 | - | - | - | 0.5-1 | - | - |
| Beisel, Eric LB | 0-1 | 0.5 | 0.5-1 | - | - | - | - | - | - |



2014 Mizzou Tiger Football
 Mizzou Fumbles Game-by-Game (as of Oct 19, 2014)
 All games



| FUMBLES | No-Lost | SDSU | TOLEDO | UCF | IND | SC | UGA | UF |
|---------------|---------|------|--------|-----|-----|----|-----|----|
| Mauk, Maty QB | 2-1 | 1-0 | - | - | - | - | 1-1 | - |
| TEAM | 1-0 | DNP | DNP | 1-0 | DNP | - | DNP | - |

| FUMBLES FORCED | Number | SDSU | TOLEDO | UCF | IND | SC | UGA | UF |
|-----------------|--------|------|--------|-----|-----|----|-----|-----|
| Ray, Shane | 2 | - | - | 1 | - | - | - | 1 |
| Augusta, Josh | 1 | - | - | 1 | - | - | - | - |
| Halley, Rickey | 1 | - | - | 1 | - | - | - | - |
| Hunt, Tyler TB | 1 | - | - | - | - | - | 1 | - |
| Simon, Ian | 1 | 1 | - | - | - | - | - | - |
| Sasser, Bud WR | 1 | - | 1 | - | - | - | - | - |
| Dennis, Kenya | 1 | - | - | - | - | - | - | 1 |
| Penton, Aarion | 1 | - | - | - | - | - | 1 | - |
| Brothers, Kentr | 1 | - | - | - | - | - | - | 1 |
| Johnson, David | 1 | - | 1 | - | - | - | DNP | DNP |

| FUMBLES RECOVERED | Number | SDSU | TOLEDO | UCF | IND | SC | UGA | UF |
|-------------------|--------|------|--------|-----|-----|-----|-----|----|
| Scherer, Michae | 2 | - | - | 1 | - | - | - | 1 |
| Golden, Markus | 1 | - | - | - | DNP | - | - | 1 |
| Webb, Braylon | 1 | 1 | - | - | - | - | - | - |
| Hunt, Jimmie WR | 1 | - | 1 | - | - | DNP | - | - |
| Vincent, Lucas | 1 | - | - | - | - | - | - | 1 |
| Singleton, Duro | 1 | - | - | 1 | - | - | - | - |



2014 Mizzou Tiger Football
Mizzou Individual Season/Career Statistics (as of Oct 19, 2014)
All games



SEASON

CAREER

| Rushing | gp | att | gain | loss | net | avg | td | lg | avg/g | gp | att | gain | loss | net | avg | td | lg | avg/g |
|--------------------|----|-----|------|------|------|------|----|----|-------|----|-----|------|------|------|------|----|----|-------|
| Russell Hansbrough | 7 | 88 | 516 | 31 | 485 | 5.5 | 6 | 68 | 69.3 | 30 | 239 | 1386 | 77 | 1309 | 5.5 | 10 | 68 | 43.6 |
| Murphy, Marcus | 7 | 79 | 403 | 29 | 374 | 4.7 | 1 | 29 | 53.4 | 45 | 239 | 1455 | 48 | 1407 | 5.9 | 13 | 69 | 31.3 |
| Mauk, Maty | 7 | 56 | 257 | 109 | 148 | 2.6 | 1 | 25 | 21.1 | 20 | 97 | 547 | 170 | 377 | 3.9 | 2 | 35 | 18.9 |
| Witter, Ish | 5 | 14 | 34 | 10 | 24 | 1.7 | 0 | 10 | 4.8 | 5 | 14 | 34 | 10 | 24 | 1.7 | 0 | 10 | 4.8 |
| Harold Brantley | 7 | 1 | 10 | 0 | 10 | 10.0 | 0 | 10 | 1.4 | 21 | 2 | 36 | 0 | 36 | 18.0 | 0 | 26 | 1.7 |
| Hunt, Tyler | 7 | 2 | 9 | 0 | 9 | 4.5 | 0 | 5 | 1.3 | 21 | 3 | 10 | 0 | 10 | 3.3 | 0 | 5 | 0.5 |
| TEAM | 3 | 5 | 0 | 11 | -11 | -2.2 | 0 | 0 | -3.7 | | | | | | | | | |
| Total | 7 | 245 | 1229 | 190 | 1039 | 4.2 | 8 | 68 | 148.4 | | | | | | | | | |
| Opponents | 7 | 301 | 1335 | 267 | 1068 | 3.5 | 13 | 75 | 152.6 | | | | | | | | | |

| Passing | gp | effic | comp-att-int | pct | yds | td | lg | avg/g | gp | effic | comp-att-int | pct | yds | td | lg | avg/g |
|---------------|----|--------|--------------|------|------|----|----|-------|----|--------|--------------|------|------|----|----|-------|
| Mauk, Maty | 7 | 118.82 | 104-198-9 | 52.5 | 1227 | 14 | 47 | 175.3 | 20 | 128.56 | 172-331-11 | 52.0 | 2298 | 25 | 96 | 114.9 |
| Printz, Eddie | 2 | 0.00 | 0-1-0 | 0.0 | 0 | 0 | 0 | 0.0 | 2 | 0.00 | 0-1-0 | 0.0 | 0 | 0 | 0 | 0.0 |
| Total | 7 | 118.23 | 104-199-9 | 52.3 | 1227 | 14 | 47 | 175.3 | | | | | | | | |
| Opponents | 7 | 112.16 | 145-242-8 | 59.9 | 1499 | 5 | 47 | 214.1 | | | | | | | | |

| Receiving | gp | no. | yds | avg | td | lg | avg/g | gp | no. | yds | avg | td | lg | avg/g |
|--------------------|----|-----|------|------|----|----|-------|----|-----|------|------|----|----|-------|
| Sasser, Bud | 7 | 35 | 477 | 13.6 | 4 | 47 | 68.1 | 42 | 74 | 1085 | 14.7 | 6 | 85 | 25.8 |
| Hunt, Jimmie | 6 | 19 | 229 | 12.1 | 5 | 45 | 38.2 | 44 | 53 | 735 | 13.9 | 10 | 54 | 16.7 |
| White, Darius | 5 | 17 | 239 | 14.1 | 3 | 45 | 47.8 | 19 | 24 | 315 | 13.1 | 4 | 45 | 16.6 |
| Murphy, Marcus | 7 | 12 | 109 | 9.1 | 1 | 26 | 15.6 | 45 | 34 | 215 | 6.3 | 2 | 26 | 4.8 |
| Culkin, Sean | 7 | 8 | 89 | 11.1 | 1 | 22 | 12.7 | 21 | 9 | 95 | 10.6 | 1 | 22 | 4.5 |
| Russell Hansbrough | 7 | 5 | 11 | 2.2 | 0 | 17 | 1.6 | 30 | 7 | 22 | 3.1 | 0 | 17 | 0.7 |
| Wesley Leftwich | 6 | 3 | 36 | 12.0 | 0 | 26 | 6.0 | 9 | 3 | 36 | 12.0 | 0 | 26 | 4.0 |
| Moore, J'Mon | 7 | 2 | 33 | 16.5 | 0 | 17 | 4.7 | 8 | 2 | 33 | 16.5 | 0 | 17 | 4.1 |
| Lee, Lawrence | 5 | 2 | 7 | 3.5 | 0 | 8 | 1.4 | 5 | 2 | 7 | 3.5 | 0 | 8 | 1.4 |
| Otte, Gavin | 7 | 1 | -3 | -3.0 | 0 | 0 | -0.4 | 9 | 1 | -3 | -3.0 | 0 | 0 | -0.3 |
| Total | 7 | 104 | 1227 | 11.8 | 14 | 47 | 175.3 | | | | | | | |
| Opponents | 7 | 145 | 1499 | 10.3 | 5 | 47 | 214.1 | | | | | | | |

| Total Offense | g | plays | rush | pass | total | avg/g | g | plays | rush | pass | total | avg/g |
|--------------------|---|-------|------|------|-------|-------|----|-------|------|------|-------|-------|
| Mauk, Maty | 7 | 254 | 148 | 1227 | 1375 | 196.4 | 20 | 428 | 377 | 2298 | 2675 | 133.8 |
| Russell Hansbrough | 7 | 88 | 485 | 0 | 485 | 69.3 | 30 | 239 | 1309 | 0 | 1309 | 43.6 |
| Murphy, Marcus | 7 | 79 | 374 | 0 | 374 | 53.4 | 45 | 239 | 1407 | 0 | 1407 | 31.3 |
| Witter, Ish | 5 | 14 | 24 | 0 | 24 | 4.8 | 5 | 14 | 24 | 0 | 24 | 4.8 |
| Harold Brantley | 7 | 1 | 10 | 0 | 10 | 1.4 | 21 | 2 | 36 | 0 | 36 | 1.7 |
| Hunt, Tyler | 7 | 2 | 9 | 0 | 9 | 1.3 | 21 | 3 | 10 | 0 | 10 | 0.5 |
| TEAM | 3 | 5 | -11 | 0 | -11 | -3.7 | | | | | | |
| Total | 7 | 444 | 1039 | 1227 | 2266 | 323.7 | | | | | | |
| Opponents | 7 | 543 | 1068 | 1499 | 2567 | 366.7 | | | | | | |

| Scoring | td | fg | PAT | | | | | | td | fg | kick | rush | rcv | pass | dxp | saf | pts |
|--------------------|----|------|-------|------|-----|------|-----|-----|----|-------|---------|------|-----|------|-----|-----|-----|
| | | | kick | rush | rcv | pass | dxp | saf | | | | | | | | | |
| Baggett, Andrew | - | 6-9 | 27-27 | - | - | - | - | - | - | 38-54 | 126-133 | - | - | - | - | - | 45 |
| Russell Hansbrough | 6 | - | - | - | - | - | - | 10 | - | - | - | - | - | - | - | - | 36 |
| Murphy, Marcus | 5 | - | - | - | - | - | - | 22 | - | - | - | - | - | - | - | - | 30 |
| Hunt, Jimmie | 5 | - | - | - | - | - | - | 11 | - | - | - | - | - | - | - | - | 30 |
| Sasser, Bud | 4 | - | - | - | 1 | - | - | 6 | - | - | - | 1 | - | - | - | - | 26 |
| White, Darius | 3 | - | - | - | - | - | - | 4 | - | - | - | - | - | - | - | - | 18 |
| Golden, Markus | 1 | - | - | - | - | - | - | 2 | - | - | - | - | - | - | - | - | 6 |
| Duron Singleton | 1 | - | - | - | - | - | - | 1 | - | - | - | - | - | - | - | - | 6 |
| Mauk, Maty | 1 | - | - | - | - | 1-1 | - | 2 | - | - | - | - | 1-1 | - | - | - | 6 |
| Culkin, Sean | 1 | - | - | - | - | - | - | 1 | - | - | - | - | - | - | - | - | 6 |
| Ruise, Darwin | 1 | - | - | - | - | - | - | 1 | - | - | - | - | - | - | - | - | 6 |
| Webb, Braylon | - | - | - | - | - | - | - | - | - | - | - | - | - | - | - | - | 0 |
| Total | 28 | 6-9 | 27-27 | - | 1 | 1-1 | - | - | - | - | - | - | - | - | - | - | 215 |
| Opponents | 18 | 8-11 | 16-17 | - | 1 | 1-1 | - | - | - | - | - | - | - | - | - | - | 150 |

| Punt Returns | no. | yds | avg | td | lg | no. | yds | avg | td | lg |
|----------------|-----|-----|------|----|----|-----|-----|------|----|----|
| Murphy, Marcus | 14 | 218 | 15.6 | 1 | 82 | 62 | 738 | 11.9 | 4 | 82 |
| Total | 14 | 218 | 15.6 | 1 | 82 | | | | | |
| Opponents | 13 | 82 | 6.3 | 0 | 24 | | | | | |



2014 Mizzou Tiger Football
Mizzou Individual Season/Career Statistics (as of Oct 19, 2014)
All games



| | SEASON | | | | | CAREER | | | | |
|---------------------|--------|-----|------|----|-----|--------|------|------|----|-----|
| | no. | yds | avg | td | lg | no. | yds | avg | td | lg |
| Kick Returns | | | | | | | | | | |
| Murphy, Marcus | 10 | 343 | 34.3 | 2 | 100 | 80 | 1875 | 23.4 | 3 | 100 |
| Hunt, Tyler | 2 | 30 | 15.0 | 0 | 16 | 2 | 30 | 15.0 | 0 | 16 |
| Wesley Leftwich | 1 | 16 | 16.0 | 0 | 16 | 1 | 16 | 16.0 | 0 | 16 |
| Total | 13 | 389 | 29.9 | 2 | 100 | | | | | |
| Opponents | 17 | 346 | 20.4 | 0 | 33 | | | | | |

| | SEASON | | | | | CAREER | | | | |
|----------------------|--------|-----|------|----|----|--------|-----|------|----|----|
| | no. | yds | avg | td | lg | no. | yds | avg | td | lg |
| Interceptions | | | | | | | | | | |
| Webb, Braylon | 3 | 89 | 29.7 | 0 | 37 | 6 | 99 | 16.5 | 0 | 37 |
| Penton, Aarion | 2 | 38 | 19.0 | 0 | 38 | 3 | 41 | 13.7 | 0 | 38 |
| Augusta, Josh | 1 | 0 | 0.0 | 0 | 0 | 1 | 0 | 0.0 | 0 | 0 |
| Duron Singleton | 1 | 19 | 19.0 | 0 | 19 | 1 | 19 | 19.0 | 0 | 19 |
| Ruise, Darvin | 1 | 46 | 46.0 | 1 | 46 | 2 | 65 | 32.5 | 1 | 46 |
| Total | 8 | 192 | 24.0 | 1 | 46 | | | | | |
| Opponents | 9 | 83 | 9.2 | 0 | 31 | | | | | |

| | SEASON | | | | | CAREER | | | | |
|-----------------------|--------|-----|------|----|----|--------|-----|------|----|----|
| | no. | yds | avg | td | lg | no. | yds | avg | td | lg |
| Fumble Returns | | | | | | | | | | |
| Golden, Markus | 1 | 21 | 21.0 | 1 | 21 | 1 | 21 | 21.0 | 1 | 21 |
| Duron Singleton | 1 | 60 | 60.0 | 1 | 60 | 1 | 60 | 60.0 | 1 | 60 |
| Total | 2 | 81 | 40.5 | 2 | 60 | | | | | |
| Opponents | 0 | -7 | 0.0 | 0 | 0 | | | | | |

| | SEASON | | | | | | | | CAREER | | | | | | | |
|-----------------|--------|------|------|-----|-----|-----|-------|-------|--------|------|------|-----|------|----|-------|-------|
| | g | rush | rcv | pr | kr | ir | total | avg/g | g | rush | rcv | pr | kr | ir | total | avg/g |
| Murphy, Marcus | 7 | 374 | 109 | 218 | 343 | 0 | 1044 | 149.1 | 45 | 1407 | 215 | 738 | 1875 | 0 | 4235 | 94.1 |
| Russell Hansbro | 7 | 485 | 11 | 0 | 0 | 0 | 496 | 70.9 | 30 | 1309 | 22 | 0 | 56 | 0 | 1387 | 46.2 |
| Sasser, Bud | 7 | 0 | 477 | 0 | 0 | 0 | 477 | 68.1 | 42 | 0 | 1085 | 0 | 0 | 0 | 1085 | 25.8 |
| White, Darius | 5 | 0 | 239 | 0 | 0 | 0 | 239 | 47.8 | 19 | 0 | 315 | 0 | 0 | 0 | 315 | 16.6 |
| Hunt, Jimmie | 6 | 0 | 229 | 0 | 0 | 0 | 229 | 38.2 | 44 | 28 | 735 | 0 | 168 | 0 | 931 | 21.2 |
| Mauk, Maty | 7 | 148 | 0 | 0 | 0 | 0 | 148 | 21.1 | 20 | 377 | 0 | 0 | 0 | 0 | 377 | 18.9 |
| Webb, Braylon | 7 | 0 | 0 | 0 | 0 | 89 | 89 | 12.7 | 45 | 3 | 0 | 0 | 0 | 99 | 102 | 2.3 |
| Culkin, Sean | 7 | 0 | 89 | 0 | 0 | 0 | 89 | 12.7 | 21 | 0 | 95 | 0 | 0 | 0 | 95 | 4.5 |
| Wesley Leftwich | 6 | 0 | 36 | 0 | 16 | 0 | 52 | 8.7 | 9 | 0 | 36 | 0 | 16 | 0 | 52 | 5.8 |
| Ruise, Darvin | 7 | 0 | 0 | 0 | 0 | 46 | 46 | 6.6 | 45 | 0 | 0 | 0 | 0 | 65 | 65 | 1.4 |
| Hunt, Tyler | 7 | 9 | 0 | 0 | 30 | 0 | 39 | 5.6 | 21 | 10 | 0 | 0 | 30 | 0 | 40 | 1.9 |
| Penton, Aarion | 7 | 0 | 0 | 0 | 0 | 38 | 38 | 5.4 | 21 | 0 | 0 | 0 | 0 | 41 | 41 | 2.0 |
| Moore, J'Mon | 7 | 0 | 33 | 0 | 0 | 0 | 33 | 4.7 | 8 | 0 | 33 | 0 | 0 | 0 | 33 | 4.1 |
| Witter, Ish | 5 | 24 | 0 | 0 | 0 | 0 | 24 | 4.8 | 5 | 24 | 0 | 0 | 0 | 0 | 24 | 4.8 |
| Duron Singleton | 7 | 0 | 0 | 0 | 0 | 19 | 19 | 2.7 | 19 | 0 | 0 | 0 | 0 | 19 | 19 | 1.0 |
| Harold Brantley | 7 | 10 | 0 | 0 | 0 | 0 | 10 | 1.4 | 21 | 36 | 0 | 0 | 0 | 0 | 36 | 1.7 |
| Lee, Lawrence | 5 | 0 | 7 | 0 | 0 | 0 | 7 | 1.4 | 5 | 0 | 7 | 0 | 0 | 0 | 7 | 1.4 |
| Otte, Gavin | 7 | 0 | -3 | 0 | 0 | 0 | -3 | -0.4 | 9 | 0 | -3 | 0 | 0 | 0 | -3 | -0.3 |
| TEAM | 3 | -11 | 0 | 0 | 0 | 0 | -11 | -3.7 | | | | | | | | |
| Total | 7 | 1039 | 1227 | 218 | 389 | 192 | 3065 | 437.9 | | | | | | | | |
| Opponents | 7 | 1068 | 1499 | 82 | 346 | 83 | 3078 | 439.7 | | | | | | | | |

| | SEASON | | | | CAREER | | | |
|--------------------|--------|------|------|------|--------|------|------|------|
| | att | good | long | blkd | att | good | long | blkd |
| Field Goals | | | | | | | | |
| Baggett, Andrew | 9 | 6 | 44 | 0 | 54 | 38 | 46 | 1 |
| Total | 9 | 6 | 44 | 0 | | | | |
| Opponents | 11 | 8 | 47 | 1 | | | | |

| | SEASON | | | | | CAREER | | | | |
|-------------------|--------|------|------|----|-----|--------|------|------|----|-----|
| | no. | yds | avg | lg | blk | no. | yds | avg | lg | blk |
| Punting | | | | | | | | | | |
| Christian Brinser | 41 | 1754 | 42.8 | 59 | 0 | 110 | 4591 | 41.7 | 61 | 0 |
| Total | 41 | 1754 | 42.8 | 59 | 0 | | | | | |
| Opponents | 45 | 1802 | 40.0 | 65 | 0 | | | | | |

| | SEASON | | | | | CAREER | | | | |
|-----------------|--------|------|------|----|----|--------|-------|------|----|----|
| | no. | yds | avg | tb | ob | no. | yds | avg | tb | ob |
| Kickoffs | | | | | | | | | | |
| Baggett, Andrew | 40 | 2506 | 62.7 | 23 | 0 | 172 | 10829 | 63.0 | 96 | 0 |
| Coffman, Nick | 1 | 65 | 65.0 | 1 | 0 | 1 | 65 | 65.0 | 1 | 0 |
| Total | 41 | 2571 | 62.7 | 24 | 0 | | | | | |
| Opponents | 31 | 1915 | 61.8 | 17 | 1 | | | | | |

NUMERICAL

| No. | Last, First | Pos. |
|-----|----------------------|------|
| 1 | John Gibson* | DB |
| 1 | Marvin Zanders | QB |
| 2 | Nate Brown | WR |
| 2 | Duron Singleton* | DB |
| 3 | David Johnson* | DB |
| 4 | Brandon Lee | LB |
| 4 | J'Mon Moore | WR |
| 5 | Cortland Browning* | S |
| 6 | Marcus Murphy*** | TB |
| 7 | Kenya Dennis | DB |
| 7 | Maty Mauk* | QB |
| 8 | Darius White* | WR |
| 8 | Thomas Wilson | S |
| 9 | Eddie Printz | QB |
| 9 | Braylon Webb*** | S |
| 10 | Kentrell Brothers** | LB |
| 10 | Jason Reese | TE |
| 11 | Kendall Blanton | TE |
| 11 | Aarion Penton* | DB |
| 12 | Darvin Ruise** | DB |
| 13 | Corbin Berkstreser* | QB |
| 13 | Chaston Ward* | S |
| 14 | Raymond Wingo | DB |
| 15 | Grant Jones | LB |
| 16 | Brock Bondurant | S |
| 17 | DeSean Blair | WR |
| 18 | Wesley Leftwich | WR |
| 19 | Keyon Dilosa | WR |
| 19 | Shaun Rupert | S |
| 20 | Treyon Walters | TB |
| 21 | Bud Sasser** | WR |
| 21 | Ian Simon** | S |
| 22 | Anthony Sherrills | DB |
| 24 | John Eierman | QB |
| 24 | Lawrence Lee | WR |
| 25 | Donavin Newsom* | LB |
| 26 | Jake Brents | WR |
| 28 | Logan Cheadle | DB |
| 29 | DeAndre McKenzie | DB |
| 29 | Ish Witter | TB |
| 30 | Michael Scherer* | LB |
| 31 | Finis Stribling IV | DB |
| 32 | Russell Hansbrough** | TB |
| 32 | Tanner Hull | LB |
| 32 | Tavon Ross | DB |
| 33 | Markus Golden** | DL |
| 34 | Joey Burkett | LB |
| 34 | Jordan Wade | TB |
| 35 | Tyler Hunt* | TB |
| 35 | Marcus Loud | DL |
| 36 | Morgan Steward* | TB |
| 38 | Eric Beisel | LB |
| 39 | Miles Drummond | TB |
| 40 | Clarence Green* | LB |
| 41 | Eric Laurent | WR |
| 46 | Trei Walton | DB |
| 48 | Roderick Winters | LB |
| 49 | Denzel Martin | LB |
| 50 | Evan Winston | DL |
| 51 | Stephen Carberry | OL |
| 52 | Eddie Serrano | DE |
| 54 | Nick Monaghan | OL |
| 55 | Nate Crawford | OL |
| 56 | Sam Bailey | OL |
| 56 | Shane Ray** | DL |
| 57 | Alec Abeln | OL |
| 59 | Kyle Starke | OL |
| 60 | Connor McGovern** | OL |
| 61 | Adam Roland | OL |
| 62 | Taylor Chappell | OL |
| 63 | Brad McNulty* | OL |
| 64 | Paul Adams | OL |
| 65 | Mitch Morse*** | OL |
| 66 | Adam Ploudre | OL |
| 67 | Kevin Pendleton | OL |
| 68 | Mike Fairchild | OL |
| 69 | Mitch H. Hall* | OL |
| 70 | Anthony Gatti* | OL |
| 72 | Clay Rhodes | OL |
| 73 | Mitch L. Hall* | OL |
| 75 | A.J. Logan | DL |
| 76 | Jordan Williams | OL |
| 77 | Evan Boehm** | OL |
| 78 | Andy Bauer | OL |
| 79 | Adam Franklin | OL |
| 80 | Sean Culkin* | TE |
| 82 | Clayton Echard* | TE |
| 84 | Gavin Otte | WR |
| 85 | Thomas Richard | WR |
| 86 | Jake Hurrell* | OL |
| 87 | Austin Ray | TE |
| 88 | Jimmie Hunt*** | WR |
| 89 | Tyler Hanneke | TE |
| 89 | Matt Hoch*** | DL |
| 90 | Harold Brantley* | DL |
| 90 | Nick Coffman | PK |
| 91 | Charles Harris | DL |
| 92 | Christian Brinser* | P |
| 92 | Justin Grava | DL |
| 93 | Spencer Williams | DL |
| 94 | Walter Brady | DL |
| 95 | Rickey Hatley* | DL |
| 96 | Lucas Vincent*** | DL |
| 97 | Josh Augusta* | DL |
| 98 | Rocel McWilliams | DL |
| 99 | Andrew Baggett** | PK |
| 99 | David Butler | DL |

MIZZOU ROSTER VS. VANDERBILT - ALPHABETICAL

| No. | Last, First | Pos. | Ht. | Wt. | Yr. | Hometown (High School/Previous College) |
|-----|----------------------|------|------|-----|-------|--|
| 57 | Alec Abeln | OL | 6-3 | 290 | RSFr. | St. Louis, Mo. (University HS) |
| 64 | Paul Adams | OL | 6-6 | 290 | Fr. | Nashville, Tenn. (Christ Presbyterian) |
| 97 | Josh Augusta* | DL | 6-4 | 335 | So. | Peoria, Ill. |
| 99 | Andrew Baggett** | PK | 6-1 | 215 | Jr. | Lee's Summit, Mo. (North) |
| 56 | Sam Bailey | OL | 6-5 | 265 | Fr. | Lamar, Mo. |
| 78 | Andy Bauer | OL | 6-3 | 310 | Fr. | St. Louis, Mo. (DeSmet) |
| 38 | Eric Beisel | LB | 6-3 | 225 | RSFr. | Fenton, Mo. (Rockwood Summit) |
| 13 | Corbin Berkstreser* | QB | 6-3 | 220 | Jr. | Lee's Summit, Mo. |
| 17 | DeSean Blair | WR | 6-3 | 190 | Fr. | Jacksonville, Fla. (Sandalwood) |
| 11 | Kendall Blanton | TE | 6-6 | 250 | Fr. | Blue Springs, Mo. (South) |
| 77 | Evan Boehm** | OL | 6-3 | 320 | Jr. | Lee's Summit, Mo. (West) |
| 16 | Brock Bondurant | S | 6-2 | 215 | So. | Memphis, Mo. (Scotland Co. R-I) |
| 94 | Walter Brady | DL | 6-3 | 255 | Fr. | Florence, Ala. |
| 90 | Harold Brantley* | DL | 6-3 | 280 | So. | Hershey, Pa. |
| 26 | Jake Brents | WR | 6-3 | 205 | So. | Springfield, Mo. (Kickapoo) |
| 92 | Christian Brinser* | P | 6-2 | 195 | Sr. | Liberty, Mo. |
| 10 | Kentrell Brothers** | LB | 6-1 | 235 | Jr. | Guthrie, Okla. |
| 2 | Nate Brown | WR | 6-3 | 205 | Fr. | Suwanee, Ga. (North Gwinnett) |
| 5 | Cortland Browning* | S | 6-1 | 205 | Jr. | Tyler, Texas (Lee) |
| 34 | Joey Burkett | LB | 6-2 | 210 | RSFr. | Jefferson City, Mo. |
| 99 | David Butler | DL | 6-4 | 265 | Sr. | Kansas City, Mo. (Lee's Summit North) |
| 51 | Stephen Carberry | OL | 6-5 | 300 | Sr. | Belleville, Ill. (Mascoutah) |
| 62 | Taylor Chappell | OL | 6-5 | 300 | Jr. | Canadian, Texas |
| 28 | Logan Cheadle | DB | 5-10 | 180 | Fr. | Lee's Summit, Mo. (West) |
| 90 | Nick Coffman | PK | 5-11 | 175 | So. | Houston, Texas (Elkins) |
| 55 | Nate Crawford | OL | 6-5 | 290 | RSFr. | Pensacola, Fla. (West) |
| 80 | Sean Culkin* | TE | 6-6 | 245 | So. | Indian Rocks Beach, Fla. (Christian) |
| 7 | Kenya Dennis | DB | 5-11 | 195 | Jr. | Leland, Miss. (Hind CC) |
| 19 | Keyon Dilosa | WR | 6-3 | 200 | Fr. | Round Rock, Texas |
| 39 | Miles Drummond | TB | 5-11 | 215 | So. | Centralia, Mo. (Hallsville) |
| 82 | Clayton Echard* | TE | 6-5 | 260 | Jr. | Eureka, Mo. |
| 24 | John Eierman | QB | 6-0 | 210 | Fr. | Warsaw, Mo. |
| 68 | Mike Fairchild | OL | 6-5 | 295 | Fr. | Overland Park, Kan. (Blue Valley West) |
| 79 | Adam Franklin | OL | 6-0 | 240 | Jr. | Raytown, Mo. (South HS/Mo. Western) |
| 70 | Anthony Gatti* | OL | 6-6 | 305 | Sr. | St. Louis, Mo. (Parkway North) |
| 1 | John Gibson* | DB | 6-0 | 190 | So. | Missouri City, Texas (Marshall) |
| 33 | Markus Golden** | DL | 6-3 | 260 | Sr. | St. Louis, Mo. (Affton HS/Hutchison CC) |
| 92 | Justin Grava | DL | 6-3 | 250 | So. | Alpharetta, Ga. (Johns Creek) |
| 40 | Clarence Green* | LB | 6-0 | 220 | Jr. | Clute, Texas (Brazoswood) |
| 69 | Mitch H. Hall* | OL | 6-2 | 295 | Jr. | Burnsville, Minn. (Lakeville South) |
| 73 | Mitch L. Hall* | OL | 6-5 | 310 | Jr. | Russellville, Ark. (Ole Miss) |
| 89 | Tyler Hanneke | TE | 6-4 | 250 | So. | St. Charles, Mo. (West) |
| 32 | Russell Hansbrough** | TB | 5-9 | 190 | Jr. | Arlington, Texas (Bowie) |
| 91 | Charles Harris | DL | 6-3 | 255 | RSFr. | Kansas City, Mo. (Lincoln Prep) |
| 95 | Rickey Hatley* | DL | 6-4 | 285 | So. | Atlanta, Texas |
| 89 | Matt Hoch*** | DL | 6-5 | 295 | Sr. | Harlan, Iowa |
| 32 | Tanner Hull | LB | 6-0 | 220 | RSFr. | Kansas City, Mo. (O'Hara) |
| 88 | Jimmie Hunt*** | WR | 6-0 | 205 | Sr. | Cahokia, Ill. |
| 35 | Tyler Hunt* | TB | 5-11 | 215 | Jr. | Huntsville, Mo. (Westran) |
| 86 | Jake Hurrell* | OL | 6-3 | 235 | So. | Saint Peters, Mo. (Francis Howell North) |
| 3 | David Johnson* | DB | 5-11 | 195 | Jr. | Spring, Texas |
| 15 | Grant Jones | LB | 6-3 | 225 | Fr. | Columbia, Mo. (Hickman) |
| 41 | Eric Laurent | WR | 6-2 | 215 | So. | Ballwin, Mo. (Parkway South) |
| 4 | Brandon Lee | LB | 6-2 | 220 | Fr. | Indianapolis, Ind. (Lawrence Central) |
| 24 | Lawrence Lee | WR | 5-10 | 180 | Fr. | Pensacola, Fla. (West) |
| 18 | Wesley Leftwich | WR | 6-1 | 200 | Jr. | Columbia, Mo. (Hickman) |
| 75 | A.J. Logan | DL | 6-2 | 300 | RSFr. | Columbia, Mo. (Rock Bridge) |
| 35 | Marcus Loud | DL | 6-4 | 260 | RSFr. | Houston, Texas (Wheatley) |
| 49 | Denzel Martin | LB | 5-11 | 230 | Sr. | Ladue, Mo. (Chaminade) |
| 7 | Maty Mauk* | QB | 6-0 | 195 | So. | Kenton, Ohio |
| 60 | Connor McGovern** | OL | 6-4 | 300 | Jr. | Fargo, N.D. (Shanley) |
| 29 | DeAndre McKenzie | DB | 6-1 | 195 | Jr. | Lee's Summit, Mo. (Lee's Summit/Mo. Southern) |
| 63 | Brad McNulty* | OL | 6-4 | 305 | Jr. | Allen, Texas |
| 98 | Rocel McWilliams | DL | 6-2 | 240 | Fr. | Pensacola, Fla. (West) |
| 54 | Nick Monaghan | OL | 6-2 | 245 | Jr. | Darien, Ill. (Downer's Grove South) |
| 4 | J'Mon Moore | WR | 6-3 | 190 | RSFr. | Missouri City, Texas (Elkins) |
| 65 | Mitch Morse*** | OL | 6-6 | 305 | Sr. | Austin, Texas (St. Michael's Academy) |
| 6 | Marcus Murphy*** | TB | 5-9 | 190 | Sr. | DeSoto, Texas |
| 25 | Donavin Newsom* | LB | 6-2 | 230 | So. | St. Louis, Mo. (Parkway North) |
| 84 | Gavin Otte | WR | 5-10 | 200 | Sr. | Rolla, Mo. |
| 67 | Kevin Pendleton | OL | 6-4 | 315 | Fr. | Lee's Summit, Mo. (West) |
| 11 | Aarion Penton* | DB | 5-10 | 185 | So. | St. Louis, Mo. (Christian Brothers) |
| 96 | Adam Ploudre | OL | 6-4 | 295 | RSFr. | Ballwin, Mo. (Marquette HS) |
| 9 | Eddie Printz | QB | 6-3 | 215 | RSFr. | Marietta, Ga. (Lassiter) |
| 87 | Austin Ray | TE | 6-4 | 245 | RSFr. | Columbia, Mo. (Colorado/Rock Bridge) |
| 56 | Shane Ray** | Jr. | 6-3 | 245 | Jr. | Kansas City, Mo. (Bishop Miege) |
| 10 | Jason Reese | TE | 6-5 | 240 | RSFr. | Fules, Texas (Trinity) |
| 72 | Clay Rhodes | OL | 6-5 | 280 | RSFr. | Stilwell, Kan. (Blue Valley) |
| 85 | Thomas Richard | WR | 6-1 | 190 | Fr. | Nashville, Tenn. (Christ Presbyterian) |
| 61 | Adam Roland | OL | 6-3 | 315 | Fr. | St. Louis, Mo. (Oakville) |
| 32 | Tavon Ross | DB | 6-0 | 200 | Fr. | Cochran, Ga. (Bleckley County) |
| 12 | Darvin Ruise** | DB | 6-1 | 235 | Sr. | Jacksonville, Fla. (Baker County) |
| 19 | Shaun Rupert | S | 6-1 | 195 | RSFr. | Montgomery, Ala. (Carver HS) |
| 21 | Bud Sasser** | WR | 6-3 | 220 | Sr. | Denton, Texas (Ryan) |
| 30 | Michael Scherer* | LB | 6-3 | 230 | So. | St. Louis, Mo. (Country Day) |
| 52 | Eddie Serrano | DE | 6-3 | 235 | RSFr. | Niles, Ill. (Notre Dame Prep) |
| 82 | Anthony Sherrills | DB | 6-0 | 190 | RSFr. | Kansas City, Mo. (Hogan Prep) |
| 21 | Ian Simon** | S | 6-0 | 195 | Jr. | Manfield, Texas (Legacy) |
| 2 | Duron Singleton* | DB | 6-1 | 210 | Sr. | New Orleans, La. (Cox HS/Fresno City CC) |
| 59 | Kyle Starke | OL | 6-5 | 305 | Jr. | Liberty, Mo. |
| 36 | Morgan Steward* | TB | 6-0 | 210 | So. | Kansas City, Mo. (Staley) |
| 31 | Finis Stribling IV | DB | 5-11 | 175 | Fr. | Thompson's Station, Tenn. (Independence) |
| 96 | Lucas Vincent*** | DL | 6-2 | 300 | Sr. | Olathe, Kan. (North) |
| 34 | Jordan Wade | TB | 5-9 | 195 | Sr. | Lee's Summit, Mo. (West HS/Mo. Southern) |
| 20 | Treyon Walters | TB | 5-10 | 200 | Fr. | Bradenton, Fla. (Manatee) |
| 46 | Trei Walton | DB | 5-10 | 190 | Jr. | Northville, Mich. (Northville/Northwood Univ.) |
| 13 | Chaston Ward* | S | 6-1 | 200 | So. | Cleburne, Texas |
| 9 | Braylon Webb*** | S | 6-0 | 200 | Sr. | Gilmer, Texas |
| 8 | Darius White* | WR | 6-3 | 205 | Sr. | Fort Worth, Texas (Dunbar HS/Univ. of Texas) |
| 76 | Jordan Williams | OL | 6-3 | 290 | So. | Denton, Texas (Ryan) |
| 93 | Spencer Williams | DL | 6-3 | 245 | Fr. | Jacksonville, Fla. (First Coast) |
| 8 | Thomas Wilson | S | 5-10 | 190 | Fr. | Suwanee, Ga. (Buford) |
| 14 | Raymond Wingo | DB | 5-11 | 175 | Fr. | St. Louis, Mo. (St. Louis University High) |
| 50 | Evan Winston | DL | 6-3 | 300 | So. | Muskegon Heights, Mich. |
| 48 | Roderick Winters | LB | 5-11 | 225 | Fr. | Arlington, Texas (Bowie) |
| 29 | Ish Witter | TB | 5-10 | 190 | Fr. | Tampa, Fla. (Alonso) |
| 1 | Marvin Zanders | QB | 6-1 | 185 | Fr. | Jacksonville, Fla. (Raines) |



MIZZOU[®]

DEPTH CHART

As of
Oct. 20,
2014

OFFENSE

| | | | | | | |
|-----------|----|---------------------|------|-----|-------|---------|
| LT | 65 | Mitch Morse | 6-6 | 305 | Sr. | 3L |
| | 55 | Nate Crawford | 6-5 | 290 | RSFr. | |
| LG | 63 | Brad McNulty | 6-4 | 305 | Jr. | 1L |
| | 76 | Jordan Williams | 6-3 | 295 | So. | |
| C | 77 | Evan Boehm | 6-3 | 320 | Jr. | 2L |
| | 57 | Alec Abeln | 6-3 | 290 | RSFr. | |
| | 51 | Stephen Carberry | 6-5 | 300 | Sr. | |
| RG | 60 | Connor McGovern | 6-4 | 300 | Jr. | 2L |
| | 73 | Mitch L. Hall | 6-5 | 310 | Jr. | 1L |
| RT | 62 | Taylor Chappell | 6-5 | 300 | Jr. | |
| | 72 | Clay Rhodes | 6-5 | 280 | RSFr. | |
| TE | 80 | Sean Culkin | 6-6 | 245 | So. | 1L |
| | 82 | Clayton Echard | 6-5 | 260 | Jr. | 1L |
| | 10 | Jason Reese | 6-5 | 240 | RSFr. | |
| QB | 7 | Maty Mauk | 6-0 | 195 | So. | 1L |
| | 9 | Eddie Printz | 6-2 | 215 | RSFr. | |
| | 13 | Corbin Berkstresser | 6-3 | 220 | Jr. | 1L |
| TB | 6 | Marcus Murphy | 5-9 | 190 | Sr. | 3L -OR- |
| | 32 | Russell Hansbrough | 5-9 | 190 | Jr. | 2L |
| | 29 | Ish Witter | 5-10 | 190 | Fr. | |
| | 35 | Tyler Hunt | 5-11 | 215 | Jr. | 1L |
| X | 21 | Bud Sasser | 6-2 | 220 | Sr. | 2L |
| | 4 | J'Mon Moore | 6-3 | 190 | RSFr. | |
| | 88 | Jimmie Hunt | 6-0 | 205 | Sr. | 3L |
| H | 84 | Gavin Otte | 5-10 | 200 | Sr. | |
| | 24 | Lawrence Lee | 5-10 | 180 | Fr. | |
| Z | 8 | Darius White | 6-3 | 205 | Sr. | 1L |
| | 18 | Wesley Leftwich | 6-1 | 200 | Jr. | |
| | 2 | Nate Brown | 6-3 | 205 | Fr. | |

DEFENSE

| | | | | | | |
|-----------|----|-------------------|------|-----|-------|---------|
| DE | 33 | Markus Golden | 6-3 | 260 | Sr. | 2L |
| | 35 | Marcus Loud | 6-4 | 260 | RSFr. | |
| DT | 89 | Matt Hoch | 6-5 | 295 | Sr. | 3L -OR- |
| | 96 | Lucas Vincent | 6-2 | 300 | Sr. | 3L |
| NG | 90 | Harold Brantley | 6-3 | 290 | So. | 1L |
| | 97 | Josh Augusta | 6-4 | 335 | So. | 1L |
| | 95 | Rickey Hatley | 6-4 | 285 | So. | 1L |
| DE | 56 | Shane Ray | 6-3 | 245 | Jr. | 2L |
| | 91 | Charles Harris | 6-3 | 255 | RSFr. | |
| | 10 | Kentrell Brothers | 6-1 | 240 | Jr. | 2L |
| W | 12 | Darvin Ruise | 6-1 | 235 | Sr. | 2L |
| | 30 | Michael Scherer | 6-3 | 230 | So. | |
| M | 38 | Eric Beisel | 6-3 | 225 | RSFr. | |
| | 40 | Clarence Green | 6-0 | 225 | Jr. | 1L -OR- |
| S | 25 | Donavin Newsom | 6-2 | 230 | So. | 1L |
| | 7 | Kenya Dennis | 6-0 | 195 | Jr. | |
| CB | 1 | John Gibson | 6-0 | 190 | So. | 1L |
| | 11 | Aarion Penton | 5-10 | 185 | So. | 1L |
| CB | 3 | David Johnson | 5-11 | 195 | Jr. | 1L |
| | 28 | Logan Cheadle | 5-10 | 170 | Fr. | |
| SS | 9 | Braylon Webb | 6-0 | 200 | Sr. | 3L |
| | 2 | Duron Singleton | 6-1 | 210 | Sr. | 1L |
| | 22 | Anthony Sherrils | 6-0 | 190 | RSFr. | |
| FS | 21 | Ian Simon | 6-0 | 195 | Jr. | 2L |
| | 5 | Cortland Browning | 6-1 | 205 | Jr. | 1L |
| | 8 | Thomas Wilson | 5-10 | 190 | Fr. | |

SPECIAL TEAMS

| | | | | | | |
|-----------|----|----------------|------|-----|-------|----|
| PK | 99 | Andrew Baggett | 6-1 | 215 | Jr. | 2L |
| | 90 | Nick Coffman | 5-11 | 175 | So. | |
| H | 9 | Braylon Webb | 6-0 | 205 | Sr. | 3L |
| | 9 | Eddie Printz | 6-2 | 215 | RSFr. | |
| LS | 86 | Jake Hurrell | 6-3 | 235 | So. | 1L |
| | 69 | Mitch H. Hall | 6-2 | 295 | Jr. | 1L |
| KO | 99 | Andrew Baggett | 6-1 | 215 | Jr. | 2L |
| | 90 | Nick Coffman | 5-11 | 175 | So. | |
| KR | 6 | Marcus Murphy | 5-9 | 190 | Sr. | 3L |
| | 1 | John Gibson | 6-0 | 190 | So. | 1L |

| | | | | | | |
|-----------|----|-------------------|------|-----|-----|----|
| P | 92 | Christian Brinser | 6-2 | 195 | Sr. | 1L |
| | 99 | Andrew Baggett | 6-1 | 215 | Jr. | 2L |
| PR | 6 | Marcus Murphy | 5-9 | 190 | Sr. | 3L |
| | 11 | Aarion Penton | 5-10 | 185 | So. | 1L |

INJURY REPORT

| | | |
|----|---------------------|--------------------|
| 36 | Morgan Steward (TB) | Out for Vanderbilt |
| 70 | Anthony Gatti (LG) | Out for the season |