



# TENNESSEE

## BASEBALL

**FOUR-TIME  
CWS PARTICIPANTS**  
1951, 1995, 2001, 2005

14 CWS APPEARANCES ON STAFF » 36 ALL-AMERICANS » 15 FIRST-ROUND DRAFT PICKS » 3 SEC CHAMPIONSHIPS

## TENNESSEE (13-10, 3-3) at #3 VANDERBILT (22-4, 5-1)

MARCH 29-31 » HAWKINS FIELD » NASHVILLE, TENN.



### Tennessee

**2013 Record:** 13-10, 3-3  
**Head Coach:** Dave Serrano  
Second year at UT (326-180-1)

### VOLUNTEERS STARTING ROTATION

<b>FRIDAY</b>	RHP Zack Godley (Sr., 2-2, 2.98)
<b>SATURDAY</b>	RHP Nick Williams (Jr., 1-0, 2.84)
<b>SUNDAY</b>	TBA



### #3 Vanderbilt

**2013 Record:** 22-4, 5-1  
**Head Coach:** Tim Corbin  
10th year at VU (539-359)

### COMMODORES STARTING ROTATION

<b>FRIDAY</b>	LHP Kevin Zlomek (Jr., 5-1, 1.59)
<b>SATURDAY</b>	RHP Tyler Beede (So., 2-0, 0.70)
<b>SUNDAY</b>	LHP Philip Pflieger (So., 2-0, 2.88)

## AT FIRST GLANCE

### VOLS VS. CANCER

■ The Tennessee baseball team will join forces with the Vs. Cancer Foundation to help fight childhood cancer by holding a head-shaving event on April 4 at Lindsey Nelson Stadium.

■ To help support the Vols and their fight against cancer, fans are encouraged to make donations online at [Tennessee-vs-cancer.org](http://Tennessee-vs-cancer.org). Half of the money raised will be donated to the East Tennessee Children's Hospital, while the other half will go to support cancer research nationwide.

■ The Vs. Cancer Foundation is a nonprofit organization dedicated to saving kids' lives by empowering athletes and communities to fund lifesaving childhood cancer efforts. For more information, visit [vs-cancer.org](http://vs-cancer.org).

### TWO-OUT PRODUCTION

■ Tennessee has thrived in pressure situations at the plate this season, hitting .332 (95-for-286) with two outs on the scoreboard, compared to a .251 average (127-of-506) with less than two outs.

■ Of the team's 120 RBIs, 70 of them (58.3 percent) have come with two outs.

■ UT leads the SEC in both two-out batting average and RBIs. The next closest team in both categories is LSU which is hitting .312 with 64 RBIs in two-out situations.

■ For comparison, Tennessee hit just .212 and had a total of 61 two-out RBIs for the entire 2012 campaign.

■ Sophomore Will Maddox has led the charge this year, going 13-for-28 (.464) and recording 10 of his 15 RBIs on the year with two outs.

■ Junior Scott Price has also contributed to the cause, hitting at a .436 clip (17-for-39) with nine RBIs in two-out situations.

■ Against Western Carolina on March 20, Tennessee exploded for nine two-out runs in the third inning of a 10-5 win with 10 consecutive batters reaching base with two outs, including nine hits.

### PROBABLE UT STARTERS Avg. HR RBI Notes

C	21	Ethan Bennett	Jr.	.250	1	5	Career .389 (7x18) hitter vs. Vanderbilt w/ 2 HR, 4 RBIs
1B	5	Scott Price	Jr.	.370	1	14	Hitting .500 (16x32) w/ 8 RBIs in 8-game hit streak
2B	2	Taylor Smart	Jr.	.296	1	7	Has hit safely in 12 of last 14 games (17x52 - .327)
3B	1	Will Maddox	So.	.344	0	15	Hitting .464 (13x28) with 10 RBIs with two outs
SS	10	A.J. Simcox	Fr.	.219	0	11	Had 2-out, 2-RBI double in 7-6 win at Alabama (3/16)
LF	4	Parker Wormsley	So.	.333	0	8	Has four multi-hit games in seven starts this year
CF	35	Pierce Bily	Jr.	.338	0	14	Hit .533 (8x15) last week; Had walk-off 1B vs. MU (3/23)
RF	20	Christin Stewart	Fr.	.279	1	9	Had walk-off HBP in 10th inning vs. WKU (3/13)
DH	24	Andrew Lee	Fr.	.214	0	8	Broke out w/ 4x5, 5-RBI game vs. Alcorn State (3/9)

## 2013 » SCHEDULE & RECORD

<b>THE RECORD</b>	<b>OVERALL RECORD:</b>	<b>13-10</b>
	SEC	3-3
	NON-CONFERENCE	10-7
	HOME	10-3
	AWAY	2-5
	NEUTRAL	1-2

## ► THE SCHEDULE

DATE	OPPONENT (TV)	TIME/RESULT
Feb. 15	at UNLV	L, 9-10
Feb. 16	at UNLV (DH-1)	W, 8-3 (7)
Feb. 16	at UNLV (DH-2)	L, 4-5
Feb. 17	at UNLV	L, 2-3 (14)
Feb. 22	#20 Arizona State	L, 0-4
Feb. 23	#20 Arizona State	W, 11-2
Feb. 24	#20 Arizona State	L, 1-5
Feb. 26	ETSU	W, 9-7
March 1	vs. #22 Notre Dame ^	L, 2-3 (12)
March 2	vs. UMass ^	W, 6-4
March 3	vs. #25 Virginia Tech ^	L, 3-7
March 5	Belmont	Postponed
March 8	Alcorn State	W, 16-0
March 9	Alcorn State	W, 13-6
March 10	Alcorn State	W, 12-4
March 12	Western Kentucky	W, 4-0
March 13	Western Kentucky	W, 5-4 (10)
March 15	at Alabama *	L, 1-12
March 16	at Alabama *	W, 7-6
March 17	at Alabama *	L, 1-15
March 20	Western Carolina	W, 10-5
March 22	Missouri *	W, 4-0
March 23	Missouri * (DH-1)	W, 7-6
March 23	Missouri * (DH-2)	L, 14-6
March 26	Tennessee Tech	Postponed
March 29	at Vanderbilt *	7:30 p.m.
March 30	at Vanderbilt * (CSS)	7 p.m.
March 31	at Vanderbilt *	2 p.m.
April 2	Longwood	3 p.m.
April 5	South Carolina *	6 p.m.
April 6	South Carolina (SPSO) *	12:30 p.m.
April 7	South Carolina *	2 p.m.
April 9	at ETSU	7:05 p.m.
April 12	at Kentucky *	6:30 p.m.
April 13	at Kentucky *	2 p.m.
April 14	at Kentucky *	1 p.m.
April 16	vs. Virginia Tech &	6 p.m.
April 19	Ole Miss *	6 p.m.
April 20	Ole Miss *	4 p.m.
April 21	Ole Miss (ESPNU) *	2 p.m.
April 23	at MTSU	7 p.m.
April 26	at Florida *	7 p.m.
April 27	at Florida *	7 p.m.
April 28	at Florida *	1 p.m.
April 30	MTSU	6 p.m.
May 3	Georgia *	6 p.m.
May 4	Georgia (CSS) *	7 p.m.
May 5	Georgia (ESPNU) *	1 p.m.
May 8	Arkansas State	6 p.m.
May 10	at Arkansas *	7:35 p.m.
May 11	at Arkansas *	7:05 p.m.
May 12	at Arkansas (CSS) *	2:05 p.m.
May 14	Morehead State	6 p.m.
May 16	Texas A&M *	6 p.m.
May 17	Texas A&M *	6 p.m.
May 18	Texas A&M (SPSO) *	1 p.m.

\* Southeastern Conference game

^ USA Baseball-Irish Classic (Cary, N.C.)

& Hokey-Smokey Classic (Greeneville, Tenn.)

All times Eastern

## MEDIA INFORMATION

### Media Credentials

Media credentials will be issued to members of the working media only. Children and other non-workers will not be allowed. Requests for credentials should be made by calling Assistant Media Relations Director Cameron Harris at least one day in advance of each home game or series. All credentials not picked up at the Media Relations Office will be left at the ticket will call window at the main entrance of the stadium.

### Postgame Interviews

Tennessee head coach Dave Serrano is available to meet any working member of the media following the game in the video room at Lindsey Nelson Stadium. Media are asked to conduct player interviews in the video room, and media members are not permitted in the locker room or clubhouse area.

Interviews with visiting team members also may be done on the field, subject to the policy of the visiting team's media relations representative.

### Photographers

Media credentials are required for all photographers and television media. All credentials not picked up at the Media Relations office will be left at the ticket will-call window at the main entrance of the stadium.

Photo decks are located atop the stairwells behind the first- and third-baselines. There are also photo field-level photo wells at the far end of each dugout. Both still and television photographers are welcome to shoot from these spots. Television crews are welcome to film from the mezzanine level underneath the press box.

Photographers *will not* be permitted in or between the dugouts.

### The Press Box

The Lindsey Nelson Stadium press box is for working members of the media only. The press box is located atop the grandstand behind home plate and includes space for working members of the press, official and visiting scorers, public address announcer and scoreboard operator. Also located on the press level are two radio booths and a television/VIP booth. Admission to the press box is by credential only.

### Press Box Services

Updated cumulative statistics, game notes and scorecards, along with team rosters, will be available in the press box at each home game. A final box score will be compiled and distributed at the completion of each game.

An official scorer is assigned to all home games, and Cameron Harris will keep the media informed of all scoring decisions, notable facts and records.

### Internet

High-speed wireless Internet is available in the Lindsey Nelson Stadium press box, including both radio booths and the television booth. There also are a limited number of DSL connections available for use by the media in the press box (but not in the radio booths), and phone lines for dial-up access are available as well. Questions regarding system requirements can be directed to Eddie Howell in the UT Athletic Department prior to the day of the game (865-974-4730 or edhowell@utk.edu).

The official Tennessee website is: [UTSports.com](http://UTSports.com)

The official SEC website is: [SECSports.com](http://SECSports.com)

### Media Relations Contact Info

#### Cameron Harris

Office: (865) 974-8876

Cell: (817) 408-7604

Email: [CHarri48@utk.edu](mailto:CHarri48@utk.edu)

Twitter: [@CHarrisUT](https://twitter.com/CHarrisUT)

## 2013 » TENNESSEE BASEBALL ROSTER

No.	Name	Cl.	Pos.	B-T	Ht.	Wt.	Hometown/Previous School
1	Will Maddox	So.	INF	L-R	5-11	180	Gainesville, Ga./Gainesville HS
2	Taylor Smart	Jr.	INF	R-R	5-11	180	Maple Valley, Wash./Tahoma HS/ Western Nevada College
4	Parker Wormsley	So.	INF/OF	R-R	6-0	170	Knoxville, Tenn./Webb School
5	Scott Price	Jr.	INF	L-R	6-3	215	Leesville, S.C./Batesburg-Leesville HS/ USC Sumter
6	Jeff Moberg	Fr.	INF/RHP	R-R	5-9	155	Murrieta, Calif./Vista Murrieta HS
7	Davis Aiken	Fr.	INF/OF	L-R	5-9	180	Watkinsville, Ga./Oconee HS
8	Vance Vizcaino	Fr.	INF/OF	L-R	6-3	175	Wake Forest, N.C./Wakefield HS
10	A.J. Simcox	Fr.	INF	R-R	6-3	180	Knoxville, Tenn./Farragut HS
11	Zach Luther	Sr.	INF	R-R	6-0	175	Laguna Niguel, Calif./Texas A&M/Fullerton JC
15	Zack Godley	Sr.	RHP	R-R	6-3	245	Bamberg, S.C./Spartanburg Methodist
17	Derek Lance	Fr.	INF	R-R	5-10	175	Knoxville, Tenn./Bearden HS
19	Aaron Quillen	Fr.	RHP	R-R	6-2	175	Kingsport, Tenn./Dobyns-Bennett HS
20	Christin Stewart	Fr.	OF	L-R	6-0	205	Lawrenceville, Ga./Providence Christian Academy
21	Ethan Bennett	Jr.	C	R-R	6-0	215	Knoxville, Tenn./Farragut HS
22	David Houser	Fr.	C	S-R	6-2	220	Columbia, S.C./AC Flora HS
24	Andrew Lee	Fr.	RHP/1B	L-R	6-5	210	Morristown, Tenn./Morristown West HS
25	Michael Flax	Fr.	INF/RHP	R-R	5-11	160	North Potomac, Md./St. John's HS
26	Heath Loyd	Fr.	INF	R-R	6-1	160	Johnson City, Tenn./Science Hill HS
27	Matt Esparza	Fr.	RHP	L-R	6-2	180	Redondo Beach, Calif./Redondo Union HS
28	Drake Owenby	Fr.	LHP	L-L	6-2	225	Powell, Tenn./Powell HS
29	Blake Thomas	Jr.	RSRHP	R-R	5-11	200	Milledgeville, Ga./Gordon College
31	Dalton Saberhagen	Jr.	LHP	L-L	6-1	190	Calabasas, Calif./Calabasas HS
32	Jason Manis	So.	C	R-R	5-10	185	Memphis, Tenn./Memphis Univ. School
33	Robbie Kidd	So.	RHP	R-R	6-1	180	Fairfax Station, Va./Paul VI HS
34	Nick Williams	Jr.	RHP	R-R	6-2	230	Knoxville, Tenn./Farragut HS
35	Pierce Bily	Jr.	OF	R-R	6-0	185	Anaheim, Calif./UC Irvine/Cypress CC
39	Trevor Charpie	Fr.	RHP	R-R	6-1	170	Anaheim Hills, Calif./JSerra Catholic HS
40	Vincent Jackson	Fr.	OF/LHP	L-L	6-5	205	McDonough, Ga./Luella HS
42	Trevor Bettencourt	Fr.	RHP	R-R	6-1	185	Mountain View, Calif./Saint Francis HS
44	Michael Parrish	Fr.	C	R-R	6-1	180	Cordova, Tenn./Evangelical Christian School
45	Eric Martin	So.	RHP	R-R	6-2	190	Cincinnati, Ohio/Turpin HS
46	Andy Cox	Fr.	LHP	R-L	6-2	160	Arlington, Tenn./St. Benedict at Auburndale HS

## ALPHABETICAL ROSTER

Aiken, Davis	7	Kidd, Robbie	33	Price, Scott	5
Bennett, Ethan	21	Lance, Derek	17	Quillen, Aaron	19
Bettencourt, Trevor	42	Lee, Andrew	24	Saberhagen, Dalton	31
Bily, Pierce	35	Loyd, Heath	26	Simcox, A.J.	10
Charpie, Trevor	39	Luther, Zach	11	Smart, Taylor	2
Cox, Andy	46	Maddox, Will	1	Stewart, Christin	20
Esparza, Matt	27	Manis, Jason	32	Thomas, Blake	29
Flax, Michael	25	Martin, Eric	45	Vizcaino, Vance	8
Godley, Zack	15	Moberg, Jeff	6	Williams, Nick	34
Houser, David	22	Owenby, Drake	28	Wormsley, Parker	4
Jackson, Vincent	40	Parrish, Michael	44		

## COACHING STAFF

**Head Coach:** 12 Dave Serrano, Second Year

**Associate Head Coach:** 9 Greg Bergeron, Second Year

**Assistant Coach:** 14 Bill Mosiello, Second Year

**Volunteer Assistant Coach:** 30 Tony Asaro, First Year

**Director of Baseball Operations:** Gregg Wallis, Second Year

**Athletic Trainer:** Jeff Wood, 13th year

**Strength & Conditioning Coach:** Herman Demmink, Fourth year

**Managers:** Andrew Busa, Matt McCoy

**Student Assitants:** Ethan Bannister, Hunter Mitchem, Andy Yates

## PRONUNCIATION GUIDE

Greg **Bergeron** (BURR-zherr-on)

Pierce **Bily** (BYE-lee)

Trevor **Charpie** (SHARP-ee)

Jason **Manis** (MAN-iss)

Jeff **Moberg** (MO-berg)

Bill **Mosiello** (MO-zee-ell-o)

Dalton **Saberhagen** (SAY-burr-hay-ginn)

## NEXT WEEK IN TENNESSEE BASEBALL

MONDAY	TUESDAY	WEDNESDAY	THURSDAY	FRIDAY	SATURDAY	SUNDAY
[1] Off Day	[2] Longwood Knoxville 3 p.m.	[3] Practice 2:30-5 p.m.	[4] Practice 1-3 p.m.	[5] South Carolina Knoxville 6 p.m. ET	[6] South Carolina Knoxville (SPSO) 12:30 p.m. ET	[7] South Carolina Knoxville 2 p.m. ET





# DAVE SERRANO

**HEAD COACH** 12

**Second Season at Tennessee**  
**Overall Record: 326-180-1 (.644)**  
**Cerritos College, 1985**  
**Trinity College & University, 2003**

Dave Serrano's first season at Tennessee was met with a renewed sense of excitement and optimism and now, as he begins his second year as the UT head coach, the Vols look to build on the foundation that has been set and continue their trek to return to a spot among the nation's elite.

The Orange and White's first campaign under Serrano saw its record wins over half of the 2011 College World Series field, downing then-No. 16 Texas, No. 10 South Carolina, No. 4 Florida and Vanderbilt. The Vols also defeated No. 2 Kentucky, handing the Wildcats their first loss of the season, and No. 19 Georgia to give them victories over five different ranked teams last season.

Fans in Knoxville made Serrano's first season an immediate success in the stands as the Big Orange fan base came out in droves to Lindsey Nelson Stadium. Over the course of the team's 33-game home schedule, 63,084 Volunteer faithful clicked the turnstiles, the second-highest total in school history.

On the field, Tennessee found quick success as well, needing just 30 games to reach 20 wins in 2012, its fastest path to that mark since going 20-8 to open the 2005 campaign which resulted in a trip to the College World Series.

The Vols roared out of the gates in their first season under Serrano, winning their first seven games to get off to the second-best start in school history. That 7-0 record also marked the best by any UT skipper to start his Tennessee managerial career, topping the previous record of 4-0 last attained over 100 years prior in 1911.

Serrano's energy and passion for the University of Tennessee, combined with his impeccable track record of success made him the choice to become the 24th head coach of the Volunteer baseball program following a nationwide search after the 2010 campaign. A former UT assistant, he was welcomed back to the Big Orange family on June 15, 2011.

A veteran of seven College World Series and one of just 11 coaches to lead two different programs to Omaha, Serrano enters his second season at Rocky Top with a career record of 313-170-1 (.648) in eight seasons as a Division I head coach. After leading UC Irvine to the 2007 CWS in his third year at the helm of the Anteaters, he moved on to Cal State Fullerton where he averaged 43.75 wins per season in his four campaigns with the Titans, including an appearance in Omaha in 2009.

Serrano, 47, has returned to the site of his first Division I job, as he served two seasons as an assistant coach at Tennessee from 1995-96, following seven years at Cerritos Junior College. His first taste of Omaha came as a Volunteer as he helped lead a Big Orange squad featuring all-time UT greats Todd Helton and R.A. Dickey to the College World Series for the first time in over four decades in 1995. During Serrano's first stint in Knoxville, Tennessee posted an impressive 97-36 (.729) record, including a school-record 54 wins in 1995.

Serrano holds a bachelor's degree from Trinity College and University (2003) and was born on June 28, 1964, in Torrence, Calif. He and his wife, Tracy, have three sons, Kyle, Zachary and Parker.

## TWO PROGRAMS TO OMAHA

Tennessee head coach Dave Serrano is one of only 11 coaches in NCAA history to lead two programs to the College World Series.

Larry Cochell	Cal State LA, Fullerton, Oklahoma
Augie Garrido	Fullerton, Texas
Andy Lopez	Pepperdine, Florida, Arizona
Paul Mainieri	Notre Dame, LSU
Pat McMahon	Mississippi State, Florida
Tom Petroff	Rider, Northern Colorado
Ron Polk	Georgia Southern, Miss. St., Georgia
<b>Dave Serrano</b>	<b>UC Irvine, Fullerton</b>
Dave Snow	Loyola Marymount, Long Beach State
Jack Stallings	Florida St., Georgia Southern
Dave Van Horn	Nebraska, Arkansas

## SERRANO LEADS TEAM USA IN 2012

Following his first season at Tennessee, Serrano was awarded the honor of serving as the head coach of the 2012 USA Baseball Collegiate National Team which he led to a 12-5 record and a bronze medal at Honkbal Week in the Netherlands.



After opening its training with 10 days in North Carolina where it played a selection of collegiate summer teams and participated in the second annual Prospect Classic with the USA Baseball 18U squad, Serrano then led the Collegiate National Team into uncharted territory as it became the first U.S. squad to travel to Cuba to take on its national team in 16 years.

Despite playing a veteran Cuban squad which featured 12 players who have competed in the World Baseball Classic and four who have done so twice, the Collegiate National Team proved its mettle by booking the five-game series at Latin American Stadium in Havana with victories. That series would continue in the Netherlands where they split two more decisions as the U.S. went 5-2 during Honkbal Week to claim the bronze.

## YEAR-BY-YEAR COACHING RECORD

YEAR	SCHOOL	POSITION	RECORD	PCT	TITLES
1988	Cerritos College	Assistant	38-13	.745	C
1989	Cerritos College	Assistant	43-9	.827	C/S
1990	Cerritos College	Assistant	36-7	.837	C
1991	Cerritos College	Head Coach	28-16	.636	C
1992	Cerritos College	Assistant	30-10	.750	C
1993	Cerritos College	Assistant	19-18-1	.513	
1994	Cerritos College	Assistant	27-15	.643	

### JUNIOR COLLEGE TOTALS

Head Coach	1 year	28-16	.636
Assistant Coach	6 years	193-72-1	.727
<b>Total</b>	<b>7 Years</b>	<b>221-88-1</b>	<b>.715</b>

YEAR	SCHOOL	POSITION	RECORD	PCT	TITLES
1995	Tennessee	Assistant	54-16	.771	C/R/CWS
1996	Tennessee	Assistant	43-20	.683	C

**UT Assistant Coach Totals** **97-36** **.729**

YEAR	SCHOOL	POSITION	RECORD	PCT	TITLES
1997	Cal State Fullerton	Assistant	39-24-1	.617	C
1998	Cal State Fullerton	Assistant	47-17	.734	South
1999	Cal State Fullerton	Assistant	50-14	.781	C/R/SR/CWS
2000	Cal State Fullerton	Assistant	38-21	.644	C
2001	Cal State Fullerton	Assistant	48-18	.727	C/R/SR/CWS
2002	Cal State Fullerton	Assistant	37-22	.627	
2003	Cal State Fullerton	Assistant	50-16	.758	R/SR/CWS
2004	Cal State Fullerton	Assistant	47-22	.681	C/R/SR/CWS/N

**CSF Assistant Coach Totals** **356-154-1** **.698**

YEAR	SCHOOL	POSITION	RECORD	PCT	TITLES
2005	UC Irvine	Head Coach	31-25	.554	
2006	UC Irvine	Head Coach	36-24	.600	
2007	UC Irvine	Head Coach	47-17-1	.723	R/SR/CWS
2008	Cal State Fullerton	Head Coach	41-22	.651	C/R
2009	Cal State Fullerton	Head Coach	47-16	.746	R/SR/CWS
2010	Cal State Fullerton	Head Coach	46-18	.719	C/R
2011	Cal State Fullerton	Head Coach	41-17	.707	C
2012	Tennessee	Head Coach	24-31	.436	

**UC Irvine Head Coach Totals (3 yrs)** **114-66-1** **.633**  
**Fullerton Head Coach Totals (4 yrs)** **175-73** **.706**  
**Tennessee Head Coach Totals (1 yr)** **24-31** **.436**

### DIVISION I TOTALS

Head Coach	7 years	313-170-1	.648
Assistant Coach	10 years	453-190-1	.704
<b>Total</b>	<b>17 years</b>	<b>766-360-2</b>	<b>.680</b>

C = Conference Title, S = State Championship, R = Regional Title, SR = Super Regional Title, CWS = College World Series Appearance, N = National Championship



# Notes on the Vols...

## FRESHMEN FUN FACTS

■ Nine of Tennessee's 13 wins this season have gone to true freshmen pitchers (Andy Cox at UNLV, Drake Owenby vs. Arizona St. and Missouri, Matt Esparza vs. ETSU, Trevor Charpie and Aaron Quillen vs. Albion St., Trevor Bettencourt vs. Western Ky. and Alabama and Charpie again vs. Western Carolina).

■ The Vols have started four different players in the cleanup spot of the lineup, three of which have been true freshmen (Andrew Lee 10x, Christin Stewart 10x and A.J. Simcox 1x).

■ UT has started eight different true freshmen position players a total of 105 times at every spot on the field except first and third base.

■ As a group, the freshmen class has accounted for 399 of the Vols' 792 at-bats (50.4 percent), 55 of their 120 RBIs (45.8 percent) and 22 of UT's 47 extra-base hits (46.8 percent) so far this season.

■ Five true freshmen pitchers have made 16 of Tennessee's 23 starts, with senior Zack Godley (6) and junior Nick Williams (1) getting the other seven.

■ In addition, eight freshmen have made a total of 34 appearances out of the bullpen.

■ As a group, the Orange and White freshmen class of hurlers has thrown 119.1 of the team's 208.2 innings (57.2 percent), going 9-7 with a 5.81 ERA and all four of the team's saves.

## RECORD-BREAKING NUMBER OF ROOKIES

■ With 18 freshmen on this year's roster, Tennessee set the school record for the highest percentage of true freshmen on an Opening Day roster when it hit the field last Friday in Las Vegas. True freshmen make up 56.25 percent of this year's roster, with 18 of 32 players. That breaks the previous record of 53.66 percent previously set in 1989.

### Most True Freshmen (Pct.), UT History

Year	Fr.	Total	Pct. of Freshmen
2013	18	32	56.25%
1989	22	41	53.66%
2006	13	29	44.83%

■ The 18 true freshmen on the Opening Day roster also ranks second in school history behind only the 1989 season when the Vols had an incredible 22.

### Most True Freshmen (Total), UT History

1989	22
2013	18
2012	13
2006	13

■ The 18 true freshmen tie for the most of any team in NCAA D-I this season, matching Florida A&M.

## AND THEY PLAY TOO...

■ To this point in the season, Tennessee played a total of 17 true freshmen, three more than any other school in the nation.

### 2013 Most True Freshmen Played

17 Tennessee	11 Florida
14 Iona	11 Northern Illinois
12 Florida A&M	11 Purdue
12 Radford	11 St. John's
12 Cincinnati	11 Virginia
11 Clemson	

■ The Vols set the school record for most true freshmen in an Opening Day starting lineup as well. With five in the lineup against UNLV on Feb. 15, the Vols topped the previous mark of four set during the 1989 campaign when true freshmen Mike Basse, Jason Imperial, Shawn McDonnell and Lar Gilligan earned starting nods in the first game.

■ Freshman Andrew Lee also accomplished a rare feat on Opening Day, becoming the first true freshman since 1990 to hit in the cleanup slot for the Vols on the first day of a new season. The last UT player to do so was Doug Hecker against ETSU on Feb. 21, 1990.

## MADDOX OPENS ON A TEAR

■ Sophomore Will Maddox has gotten off to a quick start at the plate this season, hitting safely in 19 of the team's first 23 games this year, including at least two hits in 11 games. For the year, he is second on the squad with a .344 batting average and leads UT with 15 RBIs, 19 runs scored and 11 stolen bases.

■ The Gainesville, Ga., native had a career-long 12-game hitting streak from Feb. 23-March 13, in which he hit .438 (21-for-48) with three doubles, 11 runs scored, 12 RBIs and eight stolen bases.

■ Included in that hitting streak was a stretch of seven consecutive multi-hit contests from Feb. 28-March 8.

■ Making his efforts even more impressive is the fact that most of his damage has come with two outs on the scoreboard. When put in that situation, Maddox is hitting .464 (13-for-28) this season. Of his team-leading 15 RBIs this season, 10 have come with two outs as well.

## IF YOU BUILD IT, THEY WILL COME...

■ It hasn't taken long for fans in Knoxville to buy in to Coach Serrano and the Vols. In the team's first weekend at home in 2013, Tennessee set a school record for a home-opening weekend as 6,508 fans were on hand for the three games against nationally-ranked Arizona State.

■ That broke the previous record of 6,111 set in 2011 against Milwaukee.

■ In Serrano's first season at Tennessee, the Vols had 13 home crowds of 2,000+, which was twice as many as it had all of 2011.

■ UT's 2012 average attendance of 1,911 ranked second all-time behind only the 1997 campaign and the team's total attendance of 63,084 marked just the third time it passed the 60,000 mark, joining the 1997 and 2007 campaigns.

■ The 2012 UT-Florida series saw 9,516 fans click the turnstiles at Lindsey Nelson Stadium, making it the second-highest attended series in school history. Only the 1994 series against the Gators has been better, as it had a total of 11,280 fans on hand.

■ Tennessee set a school record for the highest-attended home opener when 2,812 fans were on hand to witness the start of the Dave Serrano era on Feb. 17, 2012.

### Tennessee Regular-Season Home Attendance

Year	Avg.	Dates	Total
1. 1997	2,137	30	64,107
2. 2012	1,911	33	63,084
3. 1996	1,897	30	56,916
4. 2007	1,727	35	60,438
5. 1995	1,708	33	56,373

■ In addition to the attendance records it set in 2012, Tennessee baseball also set the program record for the highest ticket revenue in program history (an increase of 36 percent over 2011) and upped season ticket sales 25 percent.

## LUCKY NUMBER ONE MILLION

■ Almost exactly 20 years to the day since the gates to Lindsey Nelson Stadium were opened for the first time on February 22, 1993, Tennessee welcomed the one millionth fan through the turnstiles in Knoxville when UT hosted Arizona State on February 23, 2013.

■ The lucky fan, Donna Tilley, was showered with gifts, including having her son Brock throw out the first pitch for that day's game, MVP seats for the first game, a signed team ball, a catered porch for a future game, 2013 season tickets and a 1M fan jersey.

## BY THE NUMBERS

3

» With a .297 batting average last year, Will Maddox became just the third freshman since 1980 to lead the Vols in batting average for a full season

4

» Former Vol R.A. Dickey became just the fourth pitcher from an SEC program to win a Cy Young Award, claiming the 2012 NL honors with the Mets.

5

» Former Vol Chase Headley posted a breakout campaign for the San Diego Padres last season, finishing fifth in the NL MVP voting.

6

» Six former Vols played in the Major Leagues last season, including 2012 NL Cy Young winner R.A. Dickey and Gold Glove winner Chase Headley.

17

» Tennessee has played 17 true freshmen this season, more than any other NCAA D-I team has to this point.

18

» Tennessee's 18 true freshmen on the roster this season tie with Florida A&M for the most on an NCAA D-I roster.

20

» Including Dickey's 20-win 2012 campaign, three former Vols have a total of six 20-win efforts. No other SEC school has more than one 20-game winner.

70

» Tennessee has recorded an SEC high 70 two-out RBIs this season, 10 more than any other team in the league.

92

» Tennessee set a school record by getting hit by 92 pitches during the 2012 season, breaking the previous record of 90 set in 2000.

1,911

» In Dave Serrano's first year at Tennessee, the Vols averaged 1,911 fans per home contest, good for the second-highest average in school history.

## STAY UPDATED



UTSports.com/Baseball



@Vol\_Baseball



Facebook.com/VolBaseball



YouTube.com/UTSportsTV

## VOLS ON TELEVISION

■ The Tennessee baseball team will be featured on national television at least seven times during the 2013 campaign, including two appearances on ESPNU.

■ Former Vol Chris Burke will serve as the color analyst for both of the Orange and White's games on ESPNU this season.

### ▲ 2013 Tennessee Television Appearances

Date	Opponent	TV
March 30	at Vanderbilt	CSS
April 6	South Carolina	FSN
April 21	Ole Miss	ESPNU
May 4	Georgia	CSS
May 5	Georgia	ESPNU
May 12	at Arkansas	COX/CSS
May 18	Texas A&M	FSN

## TAKING THEIR DOSES

■ A staple of the Tennessee offense, the hit-by-pitch was a weapon for the Vols last season as they set a school record by taking 92 doses. That broke the previous mark of 90 set in 2000. They had 2+ HBPs in 27 different games last year.

### ▲ Tennessee Single-Season Team Hit-By-Pitch

HBP	Season	HBP	Season
1. 92	2012	4. 77	2005
2. 90	2000	5. 75	1995
3. 80	2001		

■ So far this season, the Vols have been hit by a pitch 37 times, including twice or more in 12 of 24 games. UT had an eight-game streak in which it had at least two batters hit from March 1-13. During that run, UT batters were hit a total of 22 times.

## SERRANO RETURNS TO CARY

■ Tennessee head coach Dave Serrano found himself on familiar territory when the Vols traveled to Cary, N.C., in the first weekend of March as they played at the USA Baseball National Training Complex where he served as the head coach for the Collegiate National Team last summer.

■ Also returning to the complex were senior pitcher Zack Godley who was an alternate on the

team and strength coach Herman Demmink who was the squad's Director of Sport Performance.

## YOU LOOK FAMILIAR

■ In the second weekend of the season, Serrano got to see one of his Team USA pupils in action firsthand as the Vols took on Arizona State, with RHP Trevor Williams getting the nod on the mound for the Sun Devils on Friday night.

■ Williams was the first of what will be as many as five 2012 Collegiate National Team players that Serrano and his Tennessee squad will face this season with Kentucky's Austin Cousino, Bobby Wahl of Ole Miss, Johnathon Crawford of Florida, Georgia's Kyle Farmer and Arkansas' Ryne Stanek still on the schedule.

## TWO VFLS ON TEAM USA

■ Tennessee was well represented on Team USA at the World Baseball Classic as both R.A. Dickey and J.P. Arenchibia were on this year's roster.

■ Dickey got the starting nod in Team USA's WBC opener on Friday, March 8 against Mexico and again on March 14 against the Dominican Republic in Miami.

## FORMER VOLS TAKE HOME HARDWARE

■ Former Vols R.A. Dickey and Chase Headley loaded up on postseason awards from Major League Baseball last year.

■ Dickey was named the 2012 National League Cy Young Award winner after posting a 20-6 record and 2.73 ERA for the New York Mets and leading the National League in strikeouts (230), innings pitched (233.2), complete games (five), shutouts (three) and quality starts (27).

### ▲ R.A. Dickey's 2012 MLB Awards

2012 National League Cy Young Award
2012 MLB GIBBY Breakout Pitcher of the Year
2012 Branch Rickey Award
2012 National League All-Star

■ Following his incredible season for the New York Mets, Dickey was traded to the Toronto Blue Jays, along with C Josh Thole and C Mike Nick-

as for C Travis d'Arnaud, C John Buck, RHP Noah Syndergaard and OF Wuilmer Becerra.

■ Dickey was recently named the Opening Day starter for the Blue Jays, just one day into Spring Training.

■ The starting third baseman for the Padres, Headley finished fifth in the NL MVP race, established himself as one of the top all-around players in the National League this season, finishing with a .286 batting average, 31 home runs and 115 RBIs, which led the Senior Circuit.

### ▲ Chase Headley's 2012 MLB Awards

Fifth-place in 2012 National League MVP Vote
2012 MLB GIBBY Breakout Hitter of the Year
2012 NL Third Base Gold Glove
2012 NL Third Base Silver Slugger

■ In total, 24 former Vols are currently playing professional baseball.

### ▲ Vols in the Pros

Pos.	Name	Org.	Last Level
C	J.P. Arenchibia	Toronto	MLB
RHP	R.A. Dickey	Toronto	MLB
C/OF	Yan Gomes	Cleveland	MLB
3B	Chase Headley	San Diego	MLB
1B	Todd Helton	Colorado	MLB
RHP	Luke Hochevar	Kansas City	MLB
OF	Julio Borbon	Texas	AAA
RHP	Deunte Heath	Chicago (AL)	AAA
OF	Kentrail Davis	Milwaukee	AA
RHP	Ty'Relle Harris	Chicago (NL)	AA
INF	Andy Simunic	Houston	AA
3B	Matt Duffy	Houston	A
C	Blake Forsythe	New York (NL)	A
LHP	Steven Gruber	Minnesota	A
1B	Cody Hawn	Milwaukee	A
LHP	Nick Hernandez	Philadelphia	A
RHP	Stephen McCray	Chicago (AL)	A
OF	Charley Thurber	New York (NL)	A
LHP	Will Locante	Arizona	SS
2B	Khayyan Norfork	Washington	SS
SS	Zach Osborne	Colorado	SS
RHP	Drew Steckenrider	Miami	SS
RHP	Matt Ramsey	Tampa Bay	Rookie

## 2013 NATIONAL COLLEGE BASEBALL POLLS

Baseball America (March 25)	Collegiate Baseball (March 25)	USA Today/ESPN (March 25)	NCBWA (March 25)
1. North Carolina.....21-1	1. North Carolina.....21-1	1. North Carolina.....21-1	1. North Carolina.....21-1
2. Oregon State.....21-2	2. Oregon State.....21-2	2. LSU.....22-2	2. LSU.....22-2
<b>3. Vanderbilt.....21-4</b>	3. LSU.....22-2	3. Oregon State.....21-2	3. Oregon State.....21-2
4. LSU.....22-2	4. Florida State.....22-2	4. Florida State.....22-2	4. Florida State.....22-2
5. Cal State Fullerton.....21-3	5. Virginia.....22-2	<b>5. Vanderbilt.....21-4</b>	<b>5. Vanderbilt.....21-4</b>
6. Florida State.....22-2	6. Cal State Fullerton.....21-3	6. Cal State Fullerton.....21-3	6. UCLA.....17-4
7. UCLA.....17-4	<b>7. Vanderbilt.....21-4</b>	7. UCLA.....17-4	7. Cal State Fullerton.....21-3
<b>8. Kentucky.....18-5</b>	8. UCLA.....17-4	8. Virginia.....22-2	8. Oregon.....18-6
9. Virginia.....22-2	<b>9. Kentucky.....18-5</b>	9. Oregon.....18-6	9. Virginia.....22-2
10. Louisville.....19-4	10. Oregon.....18-6	<b>10. Kentucky.....18-5</b>	<b>10. Kentucky.....18-5</b>
<b>11. Ole Miss.....21-4</b>	11. Oklahoma.....22-4	<b>11. Ole Miss.....21-4</b>	<b>11. Arkansas.....17-7</b>
12. Oregon.....18-6	<b>12. Arkansas.....17-7</b>	12. Oklahoma.....22-4	<b>12. Ole Miss.....21-4</b>
13. Georgia Tech.....18-5	<b>13. Texas A&amp;M.....17-8</b>	<b>13. Arkansas.....17-7</b>	<b>13. South Carolina.....18-6</b>
14. Oklahoma.....22-4	<b>14. South Carolina.....18-6</b>	<b>14. South Carolina.....18-6</b>	14. Oklahoma.....22-4
<b>15. Arkansas.....17-7</b>	<b>15. Ole Miss.....21-4</b>	15. Georgia Tech.....18-5	15. Louisville.....19-4
<b>16. Notre Dame.....14-6</b>	16. Georgia Tech.....18-5	16. Mississippi State.....21-6	16. Georgia Tech.....18-5
<b>17. South Carolina.....18-6</b>	<b>17. Notre Dame.....14-6</b>	17. Louisville.....19-4	17. Mississippi State.....21-6
18. Rice.....18-8	18. Louisville.....19-4	18. Oklahoma State.....19-4	18. Oklahoma.....22-4
19. Indiana.....18-3	19. Mississippi State.....21-6	19. Houston.....21-4	<b>19. Notre Dame.....14-6</b>
20. Houston.....21-4	20. Houston.....21-4	20. Rice.....18-8	20. Rice.....18-8
21. Gonzaga.....14-7	21. Cal Poly.....17-5	<b>21. Notre Dame.....14-6</b>	21. UC Irvine.....15-5
22. Georgia Southern.....16-7	22. Oklahoma State.....19-4	22. UC Irvine.....15-5	22. Houston.....21-4
23. Cal Poly.....17-5	23. UC Irvine.....15-5	23. Indiana.....18-3	23. Stanford.....11-7
24. South Alabama.....21-4	24. South Alabama.....21-4	24. Stanford.....11-7	24. Indiana.....18-3
25. Mississippi State.....21-6	25. Indiana.....18-3	25. Cal Poly.....17-5	25. Cal Poly.....17-5





# RHP ZACK GODLEY

SENIOR

15

R/R • 6-3 • 245  
**Right-Handed Pitcher**  
**Bamberg, S.C.**

**Bamberg-Erhardt HS/  
 Spartanburg Methodist**

## GODLEY CAREER STATS

SEASON	W-L	GP-GS	CG	SHO	IP	H	R	ER	HR	BB	K	SV	WHIP	BAA	ERA
2011	1-1	28-0	0	0	32.0	41	18	12	2	13	34	2	1.69	.323	3.38
2012	4-2	12-11	0	0	69.1	66	30	27	3	18	53	0	1.22	.250	3.50
2013	2-2	6-6	1	1	42.1	36	19	14	1	17	39	0	1.26	.231	2.98
<b>TOTALS</b>	<b>7-5</b>	<b>46-17</b>	<b>1</b>	<b>1</b>	<b>143.2</b>	<b>143</b>	<b>67</b>	<b>53</b>	<b>6</b>	<b>48</b>	<b>126</b>	<b>2</b>	<b>1.33</b>	<b>.261</b>	<b>3.32</b>

### 2013 - SENIOR

- Opened his senior campaign with six strikeouts in five innings at UNLV, allowing five runs on eight hits.
- Suffered the loss against No. 20 Arizona State on Feb. 22, allowing four runs on four hits, while finishing one off his career high with nine strikeouts over seven innings of work.
- Fired a career high 8.1 innings against No. 22 Notre Dame at the USA Baseball NTC in Cary, N.C., on March 1, allowing just two runs (one earned) on eight hits while striking out four in a tough-luck no-decision as the Vols lost a 3-2 nail biter in 12 innings.
- Followed up that performance with 7.0 shutout innings in a 16-0 win over Alcorn State on March 8, allowing just three hits and striking out eight.
- Fired his first career complete game, a 4-0 shutout against Missouri on March 22, striking out eight and scattering five hits.
- It was Tennessee's first complete-game shutout since Craig Cobb tossed one in a 19-0 win against LSU on April 8, 2006.

### 2012 - JUNIOR

- Made a seamless transition from the bullpen to the top spot in the Tennessee rotation in his first season as a starting pitcher.
- Made 12 appearances, including 11 starts, going 4-2 with a 3.50 ERA over 69.1 innings of work.
- Held opposing hitters to a .250 batting average while striking out 53 and walking just 18.
- Right-handed hitters had a particularly difficult time against him, hitting just .216 (29-for-134).
- Started six games against ranked teams with the Vols winning three of those contests, beating No. 16 Texas (March 3), No. 2 Kentucky (March 23) and No. 10 South Carolina (April 6).
- Struck out a career-high 10 batters and yielded just three hits in eight shutout innings against ULM.
- Earned SEC Pitcher of the Week, CB360 Primetime Performer and College Baseball Insider Southeast Region Pitcher of the Week honors after throwing eight innings of one-run ball against No. 2 Kentucky to hand the Wildcats their first loss of the season.
- Missed nearly a month at the end of the season with an oblique strain before returning for the final week.
- Was an alternate on the USA Baseball Collegiate National Team led by Dave Serrano in the summer of 2012.
- Appeared in four games for Team USA, going 1-0 with a 1.50 ERA and striking out eight in just 6.0 innings of work.

### 2011 - SOPHOMORE

- Made a team-high 28 relief appearances, posting a 1-1 record, two saves and a 3.38 ERA while striking out 34 and walking just 13 in 32.0 innings on the mound.
- First Tennessee appearance came in the second game of the season as he struck out three in 2.0 frames against Milwaukee on Feb. 18.
- Recorded his first save against Canisius (2/27) with 1.2 innings of perfect

relief to close out a 9-4 victory.

- Second save came just two appearances later when he struck out the final batter of the game in UT's 10-8 triumph over Morehead State on March 6.
- Picked up his first win of the season against Middle Tennessee State on May 10 with two perfect innings of relief.
- Suffered his only loss of the year at LSU on May 15 when he allowed two runs (one earned) in 0.2 innings.
- Twice struck out five batters in a game (2/20 vs. Milwaukee and 5/17 vs. Belmont)

## GODLEY CAREER BESTS

<b>Innings (Starter)</b> .....	9.0 vs. Missouri (3/22/13)
<b>Innings (Reliever)</b> .....	3.0 vs. Belmont (5/17/11)
<b>Runs Allowed</b> .....	8 (2x), last at Alabama (3/15/13)
<b>ER Allowed</b> .....	7 (2x), last vs. Alabama (3/30/12)
<b>Strikeouts</b> .....	10 vs. ULM (3/9/12)
<b>Walks</b> .....	5 vs. Missouri (3/22/13)
<b>Hits Allowed</b> .....	11 vs. Alabama (3/30/12)
<b>Wild Pitches</b> .....	3 vs. Mississippi State (5/6/11)
<b>HBP</b> .....	2 (3x), last at Alabama (3/15/13)

### 2010 - JUNIOR COLLEGE

- Made 11 appearances during his freshman campaign at Spartanburg Methodist, going 6-1 with 30 strikeouts and a 1.51 ERA in 41.2 innings of work.
- Helped lead the Pioneers to an overall record of 46-10 and climb as high as No. 6 in the NJCAA Division I poll.
- Spent his summer with the Southampton Breakers of the Hamptons Collegiate Baseball League where he was 4-3 with a 2.75 ERA and 53 strikeouts in 59 innings.

### HIGH SCHOOL

- Graduated from Bamberg-Ehrhardt High School in Bamberg, S.C., where he was coached by David Horton.
- Was selected by the New York Mets in the 50th round (1,514th overall pick) of the 2009 MLB Draft.
- Helped lead the Red Raiders to back-to-back Class A titles in his final two prep seasons.
- Did not begin pitching until his junior season.
- Earned all-state honors as a senior after posting a 9-3 record and a 2.24 ERA, while striking out 109 batters and walking just 22.
- Provided some offensive production as well, hitting .337 with six home runs.
- Was also an all-state performer as a quarterback/linebacker on the gridiron where he lettered for four seasons.

### PERSONAL

- Full name is Zachary Thomas Godley
- Born April 21, 1990, in Bamberg, S.C.
- Son of Tommy and Kelly Godley
- Has two brothers, Michael and Richard Stanfield
- Recipient of the Robert C. & Judy R. McMahan Athletic Scholarship Fund
- Plans to major in public administration at Tennessee

## 2013 GAME-BY-GAME

Date	OPPONENT	GS	IP	H	R	ER	BB	SO	2B	3B	HR	WP	BK	HBP	IBB	Score	W	L	SV	ERA	NP/S
Feb 15, 2013	UNLV	*	5.0	8	5	5	2	6	1	1	0	0	0	0	0	9-10	0	0	0	9.00	79/52
Feb 22, 2013	ARIZONA STATE	*	7.0	4	4	4	4	9	0	0	1	0	0	1	0	0-4	0	1	0	6.75	94/55
March 1, 2013	vs. Notre Dame	*	8.1	8	2	1	1	4	1	0	0	0	0	0	0	2-3	0	1	0	4.43	110/71
Mar 08, 2013	ALCORN STATE	*	7.0	3	0	0	4	8	1	0	0	0	0	0	0	16-0	1	1	0	3.29	102/63
Mar 15, 2013	Alabama	*	6.0	8	8	4	1	4	2	0	0	1	0	2	0	1-12	1	2	0	3.78	92/63
Mar 22, 2013	MISSOURI	*	9.0	5	0	0	5	8	1	0	0	0	0	0	0	4-0	2	2	0	2.98	129/81
<b>Totals</b>			<b>6</b>	<b>42.1</b>	<b>36</b>	<b>19</b>	<b>14</b>	<b>17</b>	<b>39</b>	<b>6</b>	<b>1</b>	<b>1</b>	<b>0</b>	<b>3</b>	<b>0</b>	<b>32-29</b>	<b>2</b>	<b>2</b>	<b>0</b>	<b>2.98</b>	



PROBABLE SATURDAY STARTER



# RHP NICK WILLIAMS

JUNIOR

R/R • 6-2 • 230  
Right-Handed Pitcher

Knoxville, Tenn.  
Farragut HS

34

## WILLIAMS CAREER STATS

Season	W-L	GP-GS	CG	SHO	IP	H	R	ER	HR	BB	K	SV	WHIP	BAA	ERA
2011	2-1	23-0	0	0	33.1	33	27	24	3	20	30	4	1.60	.248	6.48
2012	3-5	22-12	0	0	72.2	73	41	35	4	25	55	3	1.36	.264	4.33
2013	1-0	11-1	0	0	19.0	16	7	6	0	7	20	0	1.21	.229	2.84
<b>TOTALS</b>	<b>6-6</b>	<b>56-13</b>	<b>0</b>	<b>0</b>	<b>125.0</b>	<b>122</b>	<b>75</b>	<b>65</b>	<b>7</b>	<b>52</b>	<b>105</b>	<b>7</b>	<b>1.39</b>	<b>.254</b>	<b>4.68</b>

### 2013 - JUNIOR

- Fired 3.2 innings of scoreless relief, his longest career outing out of the bullpen, striking out four and allowing just one hit at UNLV on Feb. 17.
- Did not allow a run in 13.0 consecutive innings over the span of eight relief appearances from Feb. 17-March 13.
- That streak came to an end on March 13 when he yielded one run in 2.0 innings against Western Kentucky, but he picked up his first win of the year after the Vols won the game on an walk-off HBP.
- Struck out the side on nine pitches in the ninth inning against Alcorn State on March 10.
- Made his first start of the season in the opening game of a doubleheader against Missouri on March 23, allowing three runs - two earned- on five hits in 4.1 innings.

### 2012 - SOPHOMORE

- Led the Vols with 12 starts during the 2012 campaign, in addition to making 10 other appearances out of the bullpen for a total of 22 trips to the mound.
- Posted a 3-5 record and three saves with a 4.33 ERA and 55 strikeouts in 72.2 innings of work.
- Opposing hitters hit just .264 off of him.
- Started the season as the team's closer, earning saves against Northern Illinois (Feb. 18), Texas (March 3) and Ball State (March 7) before moving into the starting rotation.
- First win of the year came out of the bullpen vs. Seton Hall (Feb. 25), before winning games at Georgia (March 18) and vs. Vanderbilt (May 4) as the starting pitcher.
- Struck out a career-high eight in a personal-best 8.2 innings of two-run ball to claim the victory over the Commodores.
- Allowed just one hit in 4.1 shutout innings against Kentucky on March 25, but it came off the bat of his brother, Michael.
- Pitched for the Rochester Honkers in the Northwoods League during the summer of 2012.
- Struck out 18 batters and allowed just eight hits in 14.1 scoreless innings over eight relief appearances.

### 2011 - FRESHMAN

- Took over the role of UT's closer during his freshman year, finishing with a 2-1 record, team-high four saves and 6.48 ERA in 23 relief appearances.
- Four saves rank as the second-most by a freshman in Vol history.
- Struck out 30 batters in 33.1 innings and helped close out three of the team's four shutouts on the year.
- Recorded saves against Milwaukee (2/19), at Alabama (4/16), MTSU (5/10) and Auburn (5/19).

- First two career wins came against Ole Miss (3/26) and in the regular-season finale against Auburn (5/21), while his lone loss was at the hands of Indiana (3/5).
- Fanned a career-high five in 2.0 innings to earn the win over the Rebels.

## WILLIAMS CAREER BESTS

<b>Innings (Starter)</b> .....	8.2 vs. Vanderbilt (5/4/12)
<b>Innings (Reliever)</b> .....	3.2 at UNLV (2/17/13)
<b>Runs Allowed</b> .....	8 vs. Arkansas (5/18/12)
<b>ER Allowed</b> .....	8 vs. Arkansas (5/18/12)
<b>Strikeouts</b> .....	8 vs. Vanderbilt (5/4/12)
<b>Walks</b> .....	4 (3x), last vs. Missouri (3/23/13)
<b>Hits Allowed</b> .....	11 vs. Arkansas (5/18/12)
<b>Wild Pitches</b> .....	1 (9x), last at Alabama (3/16/13)
<b>HBP</b> .....	2 at Mississippi State (4/21/12)

### HIGH SCHOOL

- Graduated from Farragut High School in Knoxville where he was coached by Matt Buckner.
- Helped lead the Admirals to three consecutive state championships, going 19-0 with 137 strikeouts and an 0.85 ERA during his three seasons on the varsity squad.
- Farragut was 125-14 during that span.
- Also played first base, hitting .326 with 18 home runs and 77 RBIs during his prep career.
- Earned all-state, all-district and all-region honors in both 2009 and 2010 and was named a 2010 Honorable Mention Louisville Slugger High School All American alongside fellow Vol and Admiral teammate Ethan Bennett.
- Finished his senior campaign with a perfect 9-0 record and one save while posting a team-leading 0.88 ERA.
- In 63.1 innings of work, he allowed just eight earned runs on 26 hits while striking out 95 batters and walking just 29.
- He also had a solid year at the plate, hitting .331 with 10 home runs and 42 RBIs.

### PERSONAL

- Full name is Nicholas Matthew Williams
- Born Nov. 15, 1991, in Indianapolis, Ind.
- Son of Mike and Elaine Williams
- Has two siblings, Michael and Taylor
- Michael was a catcher at the University of Kentucky and currently plays in the Tampa Bay Rays organization
- Credits his family as his sports biggest influence
- Lists signing with Tennessee as his biggest thrill in sports
- Recipient of the J Steven Maples Endowment Fund
- Plans to major in economics.

## 2013 GAME-BY-GAME

Date	OPPONENT	GS	IP	H	R	ER	BB	SO	2B	3B	HR	WP	BK	HBP	IBB	Score	W	L	SV	ERA	NP/S
Feb 15, 2013	UNLV	0.2	2	1	1	1	1	1	0	0	0	0	0	0	0	9-10	0	0	0	13.50	17/7
Feb 17, 2013	UNLV	3.2	1	0	0	0	4	0	0	0	0	0	0	0	0	2-3	0	0	0	2.08	46/30
Feb 24, 2013	ARIZONA STATE	1.0	0	0	0	0	0	0	0	0	0	0	0	0	0	1-5	0	0	0	1.69	10/8
Feb 26, 2013	ETSU	2.2	1	0	0	1	3	0	0	0	0	0	0	1	0	9-7	0	0	0	1.12	48/28
Mar 01, 2013	Notre Dame	0.2	2	0	0	0	2	1	0	0	0	0	0	0	0	2-3	0	0	0	1.04	10/9
Mar 03, 2013	Virginia Tech	1.1	0	0	0	0	2	0	0	0	0	0	0	0	0	3-7	0	0	0	0.90	18/12
Mar 10, 2013	ALCORN STATE	1.0	0	0	0	0	3	0	0	0	0	0	0	0	0	12-4	0	0	0	0.82	9/9
Mar 12, 2013	WESTERN KY	1.0	0	0	0	1	2	0	0	0	0	0	0	0	0	4-0	0	0	0	0.75	20/12
Mar 13, 2013	WESTERN KY	2.0	2	1	1	0	1	1	0	0	1	0	0	0	0	5-4	1	0	0	1.29	26/19
Mar 16, 2013	Alabama	0.2	3	2	2	0	0	1	0	0	1	0	0	0	0	7-6	1	0	0	2.45	22/16
Mar 23, 2013	MISSOURI-1	* 4.1	5	3	2	4	2	2	0	0	0	1	0	0	0	7-6	1	0	0	2.84	85/51
<b>Totals</b>		<b>1</b>	<b>19.0</b>	<b>16</b>	<b>7</b>	<b>6</b>	<b>7</b>	<b>20</b>	<b>5</b>	<b>0</b>	<b>0</b>	<b>2</b>	<b>1</b>	<b>1</b>	<b>0</b>	<b>61-55</b>	<b>1</b>	<b>0</b>	<b>0</b>	<b>2.84</b>	

# 2013 TENNESSEE BASEBALL STATISTICS

Record: 13-10 Home: 10-3 Away: 2-5 Neutral: 0-0 SEC: 3-3

Player	AVG	GP	GS	AB	R	H	2B	3B	HR	RBI	TB	SLG%	BB	HBP	SO	GDP	OB%	SF	SH	SB	ATT	PO	A	E	FLD%		
5 Scott Price	.370	23	23	92	15	34	9	0	1	14	46	.500	11	1	5	4	.442	0	1	1	6	204	20	1	.996		
1 Will Maddox	.344	23	23	96	19	33	3	2	0	15	40	.417	9	4	16	0	.422	0	2	11	13	25	42	4	.944		
35 Pierce Bily	.338	22	20	65	18	22	4	0	0	14	26	.400	9	5	12	1	.450	1	3	6	8	50	2	2	.963		
2 Taylor Smart	.296	20	18	71	17	21	2	0	1	7	26	.366	13	3	16	0	.420	1	0	4	7	38	51	2	.978		
20 Christin Stewart	.279	19	18	61	12	17	3	2	1	9	27	.443	7	4	12	0	.389	0	0	1	4	26	0	0	1.000		
40 Vincent Jackson	.278	18	14	54	7	15	1	1	1	10	21	.389	2	1	8	0	.316	0	0	2	2	24	1	0	1.000		
8 Vance Vizcaino	.239	19	9	46	12	11	3	1	0	7	16	.348	10	2	12	1	.397	0	0	3	3	26	0	0	1.000		
10 A.J. Simcox	.219	22	20	73	8	16	2	0	0	11	18	.247	5	2	15	0	.288	0	2	5	6	35	67	12	.895		
24 Andrew Lee	.214	16	14	56	9	12	3	0	0	8	15	.268	4	3	15	0	.302	0	0	2	2	0	0	0	.000		
22 David Houser	.183	18	16	60	7	11	3	0	0	5	14	.233	5	3	23	0	.279	0	0	0	1	78	13	1	.989		
-----																											
4 Parker Wormsley	.333	15	7	24	6	8	0	0	0	8	8	.333	3	3	3	1	.467	0	4	0	0	13	0	0	1.000		
6 Jeff Moberg	.310	15	12	42	6	13	1	0	0	5	14	.333	6	2	7	0	.420	0	8	1	1	22	20	1	.977		
21 Ethan Bennett	.250	9	7	20	3	5	1	0	1	5	9	.450	6	4	4	0	.500	0	0	3	3	39	5	0	1.000		
11 Zach Luther	.176	14	2	17	2	3	1	0	0	1	4	.235	1	0	3	0	.222	0	0	1	2	11	3	0	1.000		
32 Jason Manis	.125	8	2	8	0	1	0	0	0	1	1	.125	0	0	2	0	.125	0	2	0	0	15	4	0	1.000		
17 Derek Lance	.000	4	2	4	0	0	0	0	0	0	0	.000	1	0	2	0	.200	0	0	0	0	1	1	1	.667		
7 Davis Aiken	.000	1	0	2	0	0	0	0	0	0	0	.000	0	0	0	0	.000	0	0	0	0	1	0	0	1.000		
26 Heath Loyd	.000	2	0	1	0	0	0	0	0	0	0	.000	0	0	0	0	.000	0	0	0	0	1	1	0	1.000		
<b>Totals</b>	<b>.280</b>	<b>23</b>	<b>23</b>	<b>792</b>	<b>141</b>	<b>222</b>	<b>36</b>	<b>6</b>	<b>5</b>	<b>120</b>	<b>285</b>	<b>.360</b>	<b>92</b>	<b>37</b>	<b>155</b>	<b>7</b>	<b>.380</b>	<b>2</b>	<b>22</b>	<b>40</b>	<b>58</b>	<b>626</b>	<b>257</b>	<b>25</b>	<b>.972</b>		
<b>Opponents</b>	<b>.280</b>	<b>23</b>	<b>23</b>	<b>819</b>	<b>125</b>	<b>229</b>	<b>48</b>	<b>5</b>	<b>8</b>	<b>117</b>	<b>311</b>	<b>.380</b>	<b>87</b>	<b>26</b>	<b>140</b>	<b>9</b>	<b>.365</b>	<b>6</b>	<b>17</b>	<b>29</b>	<b>37</b>	<b>614</b>	<b>274</b>	<b>41</b>	<b>.956</b>		

LOB - Team (191), Opp (204). DPs turned - Team (18), Opp (11). CI - Team (0), Opp (2). IBB - Team (3), PRICE 2, LUTHER 1, Opp (3).  
Picked off - MADDOX, W. 2, SIMCOX 1, LUTHER 1, STEWART 1, BILY 1.

Player	ERA	W	L	APP	GS	CG	SHO	CBO	SV	IP	H	R	ER	BB	SO	2B	3B	HR	ABB/Avg	WP	HBP	BK SFA	SHA		
15 Zack Godley	2.98	2	2	6	6	1	1	1	0	42.1	36	19	14	17	39	6	1	1	156	.231	1	3	0	0	4
19 Aaron Quillen	5.76	1	1	7	6	0	0	0	0	29.2	37	21	19	7	16	5	3	1	120	.308	5	4	0	2	4
-----																									
29 Blake Thomas	0.00	1	0	1	0	0	0	0	0	2.0	3	0	0	0	0	1	0	0	7	.429	0	1	0	0	1
34 Nick Williams	2.84	1	0	11	1	0	0	1	0	19.0	16	7	6	7	20	5	0	0	70	.229	2	1	1	0	3
39 Trevor Charpie	3.57	2	0	10	0	0	0	0	1	22.2	23	9	9	10	12	7	1	0	85	.271	1	5	1	2	1
42 Trevor Bettencourt	4.34	2	2	8	2	0	0	1	2	18.2	19	9	9	6	14	4	0	1	72	.264	1	5	0	0	2
31 Dalton Saberhagen	4.91	0	1	7	0	0	0	1	0	11.0	12	6	6	3	3	4	0	0	43	.279	1	2	0	0	0
45 Eric Martin	5.40	0	0	9	0	0	0	1	0	15.0	16	12	9	7	7	7	0	0	62	.258	3	1	1	1	0
28 Drake Owenby	5.62	2	0	10	1	0	0	1	1	16.0	11	10	10	12	11	3	0	0	57	.193	0	0	0	1	2
46 Andy Cox	7.50	1	2	7	5	0	0	0	0	18.0	28	16	15	8	12	3	0	2	79	.354	1	1	0	0	0
25 Michael Flax	9.00	0	0	2	0	0	0	1	0	3.0	7	4	3	0	2	0	0	0	16	.438	0	3	0	0	0
27 Matt Esparza	9.28	1	1	5	2	0	0	1	0	10.2	20	11	11	8	3	3	0	3	49	.408	2	0	0	0	0
40 Vincent Jackson	13.50	0	1	1	0	0	0	0	0	0.2	1	1	1	2	1	0	0	0	3	.333	1	0	0	0	0
<b>Totals</b>	<b>4.83</b>	<b>13</b>	<b>10</b>	<b>23</b>	<b>23</b>	<b>1</b>	<b>3</b>	<b>2</b>	<b>4</b>	<b>208.2</b>	<b>229</b>	<b>125</b>	<b>112</b>	<b>87</b>	<b>140</b>	<b>48</b>	<b>5</b>	<b>8</b>	<b>819</b>	<b>.280</b>	<b>18</b>	<b>26</b>	<b>3</b>	<b>6</b>	<b>17</b>
<b>Opponents</b>	<b>4.87</b>	<b>10</b>	<b>13</b>	<b>23</b>	<b>23</b>	<b>1</b>	<b>1</b>	<b>1</b>	<b>2</b>	<b>205.0</b>	<b>222</b>	<b>141</b>	<b>111</b>	<b>92</b>	<b>155</b>	<b>36</b>	<b>6</b>	<b>5</b>	<b>792</b>	<b>.280</b>	<b>16</b>	<b>37</b>	<b>4</b>	<b>2</b>	<b>22</b>

PB - Team (2), HOUSER 1, BENNETT 1, Opp (5). Pickoffs - Team (6), COX 3, CHARPIE 1, QUILLEN 1, MANIS 1, Opp (6). SBA/ATT - HOUSER (17-21), QUILLEN (9-12), MANIS (6-8), BENNETT (6-8), BETTENCOURT (5-6), GODLEY (2-4), MARTIN, E. (4-4), OWENBY (2-3), ESPARZA (3-3), COX (3-3), SABERHAGEN (0-1), WILLIAMS (1-1).

Player	C	PO	A	E	FLD%	DPs	SBA	CSB	SBA%	PB	CI
21 Ethan Bennett	44	39	5	0	1.000	0	6	2	.750	1	0
20 Christin Stewart	26	26	0	0	1.000	0	0	0	.000	0	0
8 Vance Vizcaino	26	26	0	0	1.000	0	0	0	.000	0	0
40 Vincent Jackson	25	24	1	0	1.000	1	0	0	.000	0	0
32 Jason Manis	19	15	4	0	1.000	0	6	2	.750	0	0
11 Zach Luther	14	11	3	0	1.000	0	0	0	.000	0	0
4 Parker Wormsley	13	13	0	0	1.000	0	0	0	.000	0	0
28 Drake Owenby	6	3	3	0	1.000	0	2	1	.667	0	0
46 Andy Cox	6	2	4	0	1.000	0	3	0	1.000	0	0
42 Trevor Bettencourt	5	1	4	0	1.000	0	5	1	.833	0	0
15 Zack Godley	5	0	5	0	1.000	1	2	2	.500	0	0
39 Trevor Charpie	3	2	1	0	1.000	0	0	0	.000	0	0
45 Eric Martin	3	3	0	0	1.000	0	4	0	1.000	0	0
31 Dalton Saberhagen	2	1	1	0	1.000	0	0	1	.000	0	0
34 Nick Williams	2	0	2	0	1.000	0	1	0	1.000	0	0
26 Heath Loyd	2	1	1	0	1.000	0	0	0	.000	0	0
27 Matt Esparza	2	1	1	0	1.000	0	3	0	1.000	0	0
7 Davis Aiken	1	1	0	0	1.000	0	0	0	.000	0	0
5 Scott Price	225	204	20	1	.996	16	0	0	.000	0	0
22 David Houser	92	78	13	1	.989	0	17	4	.810	1	0
2 Taylor Smart	91	38	51	2	.978	12	0	0	.000	0	0
6 Jeff Moberg	43	22	20	1	.977	3	0	0	.000	0	0
35 Pierce Bily	54	50	2	2	.963	0	0	0	.000	0	0
1 Will Maddox	71	25	42	4	.944	1	0	0	.000	0	0
19 Aaron Quillen	11	4	6	1	.909	0	9	3	.750	0	0
10 A.J. Simcox	114	35	67	12	.895	13	0	0	.000	0	0
17 Derek Lance	3	1	1	1	.667	0	0	0	.000	0	0
24 Andrew Lee	0	0	0	0	.000	0	0	0	.000	0	0
25 Michael Flax	0	0	0	0	.000	0	0	0	.000	0	0
29 Blake Thomas	0	0	0	0	.000	0	0	0	.000	0	0
<b>Totals</b>	<b>908</b>	<b>626</b>	<b>257</b>	<b>25</b>	<b>.972</b>	<b>18</b>	<b>29</b>	<b>8</b>	<b>.784</b>	<b>2</b>	<b>0</b>
<b>Opponents</b>	<b>929</b>	<b>614</b>	<b>274</b>	<b>41</b>	<b>.956</b>	<b>11</b>	<b>40</b>	<b>18</b>	<b>.690</b>	<b>5</b>	<b>2</b>



# 2013 TENNESSEE BASEBALL SOUTHEASTERN CONFERENCE STATISTICS

Record: 3-3 Home: 2-1 Away: 1-2

Player	AVG	GP	GS	AB	R	H	2B	3B	HR	RBI	TB	SLG%	BB	HBP	SO	GDP	OB%	SF	SH	SB	ATT	PO	A	E	FLD%
5 Scott Price	.417	6	6	24	3	10	0	0	1	6	13	.542	2	0	0	3	.462	0	0	0	3	36	5	1	.976
40 Vincent Jackson	.375	5	4	16	2	6	0	0	1	2	9	.563	0	0	1	0	.375	0	0	0	0	12	0	0	1.000
2 Taylor Smart	.368	6	6	19	6	7	0	0	0	1	7	.368	4	1	2	0	.500	0	0	2	3	16	13	1	.967
35 Pierce Bily	.300	6	6	20	2	6	0	0	0	5	6	.300	1	0	5	0	.333	0	1	0	0	24	0	1	.960
10 A.J. Simcox	.267	6	5	15	1	4	1	0	0	2	5	.333	1	0	2	0	.313	0	0	1	1	12	19	4	.886
6 Jeff Moberg	.250	4	4	12	2	3	0	0	0	0	3	.250	3	0	2	0	.400	0	3	1	1	0	1	0	1.000
21 Ethan Bennett	.231	4	4	13	2	3	0	0	1	3	6	.462	0	1	4	0	.286	0	0	2	2	19	3	0	1.000
1 Will Maddox	.217	6	6	23	3	5	0	1	0	1	7	.304	3	0	4	0	.308	0	1	2	2	7	6	1	.929
20 Christin Stewart	.211	6	6	19	2	4	2	1	0	0	8	.421	2	0	3	0	.286	0	0	1	3	7	0	0	1.000
8 Vance Vizcaino	.167	5	0	6	0	1	1	0	0	0	2	.333	0	0	2	0	.167	0	0	0	0	3	0	0	1.000
22 David Houser	.167	2	2	6	1	1	1	0	0	1	2	.333	0	0	3	0	.167	0	0	0	0	8	0	0	1.000
24 Andrew Lee	.111	3	3	9	1	1	0	0	0	0	1	.111	1	1	4	0	.273	0	0	0	0	0	0	0	.000
11 Zach Luther	.000	4	0	4	0	0	0	0	0	0	0	.000	0	0	2	0	.000	0	0	0	0	0	0	0	.000
4 Parker Wormsley	.000	3	2	3	1	0	0	0	0	2	0	.000	2	0	0	0	.400	0	2	0	0	6	0	0	1.000
7 Davis Aiken	.000	1	0	2	0	0	0	0	0	0	0	.000	0	0	0	0	.000	0	0	0	0	1	0	0	1.000
32 Jason Manis	.000	3	0	0	0	0	0	0	0	0	0	.000	0	0	0	0	.000	0	0	0	0	2	1	0	1.000
<b>Totals</b>	<b>.267</b>	<b>6</b>	<b>6</b>	<b>191</b>	<b>26</b>	<b>51</b>	<b>5</b>	<b>2</b>	<b>3</b>	<b>23</b>	<b>69</b>	<b>.361</b>	<b>19</b>	<b>3</b>	<b>34</b>	<b>3</b>	<b>.343</b>	<b>0</b>	<b>7</b>	<b>9</b>	<b>15</b>	<b>156</b>	<b>55</b>	<b>9</b>	<b>.959</b>
<b>Opponents</b>	<b>.332</b>	<b>6</b>	<b>6</b>	<b>217</b>	<b>53</b>	<b>72</b>	<b>24</b>	<b>0</b>	<b>2</b>	<b>50</b>	<b>102</b>	<b>.470</b>	<b>20</b>	<b>13</b>	<b>29</b>	<b>4</b>	<b>.415</b>	<b>3</b>	<b>7</b>	<b>5</b>	<b>8</b>	<b>157</b>	<b>78</b>	<b>6</b>	<b>.975</b>

LOB - Team (37), Opp (51). DPs turned - Team (7), Opp (4). Picked off - STEWART 1.

Player	ERA	W	L	APP	GS	CG	SHO	CBO	SV	IP	H	R	ER	BB	SO	2B	3B	HR	ABB/Avg	WP	HBP	BK SFA	SHA		
15 Zack Godley	2.40	1	1	2	2	1	1	0	0	15.0	13	8	4	6	12	3	0	0	56	.232	1	2	0	0	2
39 Trevor Charpie	0.00	0	0	1	0	0	0	0	0	0.2	0	0	0	0	0	0	0	0	1	.000	0	1	0	1	0
28 Drake Owenby	3.86	1	0	2	0	0	0	0	1	2.1	1	1	1	0	1	1	0	0	7	.143	0	0	0	0	1
19 Aaron Quillen	5.87	0	0	2	1	0	0	0	0	7.2	9	5	5	1	4	3	0	0	28	.321	1	1	0	1	2
34 Nick Williams	7.20	0	0	2	1	0	0	0	0	5.0	8	5	4	4	2	3	0	0	21	.381	1	0	1	0	2
45 Eric Martin	8.10	0	0	3	0	0	0	0	0	6.2	12	9	6	6	2	6	0	0	32	.375	1	1	1	1	0
31 Dalton Saberhagen	10.80	0	0	2	0	0	0	0	0	3.1	5	4	4	1	2	2	0	0	15	.333	1	2	0	0	0
42 Trevor Bettencourt	13.50	1	1	2	1	0	0	0	0	4.2	7	7	7	0	3	3	0	1	21	.333	0	4	0	0	0
25 Michael Flax	13.50	0	0	1	0	0	0	0	0	2.0	7	4	3	0	1	0	0	0	13	.538	0	1	0	0	0
27 Matt Esparza	16.88	0	0	1	0	0	0	0	0	2.2	7	5	5	1	0	2	0	1	14	.500	1	0	0	0	0
46 Andy Cox	22.50	0	1	2	1	0	0	0	0	2.0	3	5	5	1	2	1	0	0	9	.333	1	1	0	0	0
<b>Totals</b>	<b>7.62</b>	<b>3</b>	<b>3</b>	<b>6</b>	<b>6</b>	<b>1</b>	<b>1</b>	<b>0</b>	<b>1</b>	<b>52.0</b>	<b>72</b>	<b>53</b>	<b>44</b>	<b>20</b>	<b>29</b>	<b>24</b>	<b>0</b>	<b>2</b>	<b>217</b>	<b>.332</b>	<b>7</b>	<b>13</b>	<b>2</b>	<b>3</b>	<b>7</b>
<b>Opponents</b>	<b>3.61</b>	<b>3</b>	<b>3</b>	<b>6</b>	<b>6</b>	<b>1</b>	<b>0</b>	<b>0</b>	<b>0</b>	<b>52.1</b>	<b>51</b>	<b>26</b>	<b>21</b>	<b>19</b>	<b>34</b>	<b>5</b>	<b>2</b>	<b>3</b>	<b>191</b>	<b>.267</b>	<b>2</b>	<b>3</b>	<b>1</b>	<b>0</b>	<b>7</b>

PB - Team (1), BENNETT 1, Opp (1). Pickoffs - Team (0), Opp (1).

SBA/ATT - BENNETT (3-5), QUILLEN (1-3), MARTIN, E. (2-2), BETTENCOURT (2-2), HOUSER (2-2), OWENBY (0-1), MANIS (0-1).

Player	C	PO	A	E	FLD%	DPs	SBA	CSB	SBA%	PB	CI
21 Ethan Bennett	22	19	3	0	1.000	0	3	2	.600	1	0
40 Vincent Jackson	12	12	0	0	1.000	0	0	0	.000	0	0
22 David Houser	8	8	0	0	1.000	0	2	0	1.000	0	0
20 Christin Stewart	7	7	0	0	1.000	0	0	0	.000	0	0
4 Parker Wormsley	6	6	0	0	1.000	0	0	0	.000	0	0
8 Vance Vizcaino	3	3	0	0	1.000	0	0	0	.000	0	0
32 Jason Manis	3	2	1	0	1.000	0	0	1	.000	0	0
28 Drake Owenby	2	1	1	0	1.000	0	0	1	.000	0	0
15 Zack Godley	2	0	2	0	1.000	0	0	0	.000	0	0
46 Andy Cox	2	1	1	0	1.000	0	0	0	.000	0	0
6 Jeff Moberg	1	0	1	0	1.000	0	0	0	.000	0	0
34 Nick Williams	1	0	1	0	1.000	0	0	0	.000	0	0
42 Trevor Bettencourt	1	0	1	0	1.000	0	2	0	1.000	0	0
45 Eric Martin	1	1	0	0	1.000	0	2	0	1.000	0	0
7 Davis Aiken	1	1	0	0	1.000	0	0	0	.000	0	0
5 Scott Price	42	36	5	1	.976	7	0	0	.000	0	0
2 Taylor Smart	30	16	13	1	.967	5	0	0	.000	0	0
35 Pierce Bily	25	24	0	1	.960	0	0	0	.000	0	0
1 Will Maddox	14	7	6	1	.929	0	0	0	.000	0	0
10 A.J. Simcox	35	12	19	4	.886	6	0	0	.000	0	0
19 Aaron Quillen	2	0	1	1	.500	0	1	2	.333	0	0
11 Zach Luther	0	0	0	0	.000	0	0	0	.000	0	0
24 Andrew Lee	0	0	0	0	.000	0	0	0	.000	0	0
25 Michael Flax	0	0	0	0	.000	0	0	0	.000	0	0
27 Matt Esparza	0	0	0	0	.000	0	0	0	.000	0	0
39 Trevor Charpie	0	0	0	0	.000	0	0	0	.000	0	0
31 Dalton Saberhagen	0	0	0	0	.000	0	0	0	.000	0	0
<b>Totals</b>	<b>220</b>	<b>156</b>	<b>55</b>	<b>9</b>	<b>.959</b>	<b>7</b>	<b>5</b>	<b>3</b>	<b>.625</b>	<b>1</b>	<b>0</b>
<b>Opponents</b>	<b>241</b>	<b>157</b>	<b>78</b>	<b>6</b>	<b>.975</b>	<b>4</b>	<b>9</b>	<b>6</b>	<b>.600</b>	<b>1</b>	<b>0</b>



## 2013 TEAM SUPERLATIVES

### Team Highs and Lows

#### Batting

Most At-Bats: 49 at UNLV (2/17)  
 Fewest At-Bats: 27, vs. Missouri (3/22)  
 Most Runs (Game): 16 vs. Alcorn State (3/8)  
 Most Runs (Inning): 9 (2x), last (3rd) vs. W. Carolina (3/20)  
 Most Hits (Game): 17 vs. Alcorn State (3/8)  
 Fewest Hits (Game): 3 (2x), last at Alabama (3/15)  
 Most Hits (Inning): 9 (3rd) vs. Western Carolina (3/20)  
 Most RBIs: 14 vs. Alcorn State (3/8)  
 Most Doubles: 6 vs. Alcorn State (3/10)  
 Most Triples: 1 (6x), last vs. Missouri (3/23) DH-2  
 Most Home Runs: 2 vs. Missouri (3/23) DH-2  
 Most Total Bases: 23 vs. Alcorn State (3/9)  
 Most Walks: 9 (2x), last vs. Alcorn State (3/10)  
 Fewest Walks: 0 at UNLV (2/16) DH-2  
 Most Strikeouts: 16 at UNLV (2/17)  
 Fewest Strikeouts: 2 (2x), last at Alabama (3/17)  
 Most Hit-by-Pitch: 4 (3x), last vs. Western Carolina (3/20)  
 Most Sac Bunts: 3 (2x), last vs. Missouri (3/22)  
 Most Sac Flies: 1 (2x), last vs. Alcorn State (3/9)  
 Most Stolen Bases: 8 vs. Alcorn State (3/10)  
 Most Left on Base: 15 vs. Alcorn State (3/8)  
 Most Left on Base (X-Inn): 15 vs. Western Kentucky (3/13)

#### Fielding

Most Putouts: 41 at UNLV (2/17)  
 Most Assists: 21 at UNLV (2/17)  
 Most Errors: 4 at Alabama (3/15)  
 Most Passed Balls: 1 (2x), last at Alabama (3/16)  
 Most Double Plays: 3 (2x), last vs. Missouri (3/22)

#### Pitching

Most Innings Pitched: 13.2 at UNLV (2/17)  
 Most Runs Allowed: 15 at Alabama (3/17)  
 Most Runs Allowed (Inn.): 8 (1st) at Alabama (3/17)  
 Most ER Allowed: 14 (2x), last vs. Missouri (3/23) DH-2  
 Fewest Runs Allowed: 0 (3x), last vs. Missouri (3/22)  
 Most Hits Allowed: 20 at Alabama (3/17)  
 Fewest Hits Allowed: 3 vs. Alcorn State (3/8)  
 Most Hits Allowed (Inn.): 5 (3x), last (1st) at Alabama (3/17)  
 Most HR Allowed: 2 (2x), last vs. Missouri (3/23) DH-2  
 Most Strikeouts: 12 vs. Alcorn State (3/10)  
 Fewest Strikeouts: 3 vs. Virginia Tech (3/3)  
 Most Walks: 6 at UNLV (2/15)  
 Fewest Walks: 1 (3x), last at Alabama (3/16)  
 Wild Pitches: 3 at Alabama (3/17)  
 Hit Batters: 5 vs. Missouri (3/23) DH-2  
 Balks: 1 at UNLV (2/15)

#### Misc.

Longest Winning Streak: 5 games, 3/8-3/13  
 Longest Losing Streak: 3 games, 2/16-23  
 Longest Game (Innings): 14 at UNLV (2/17)  
 Longest Game (Time, 9 inn.): 3:23 at UNLV (2/15)  
 Longest Game (Time, X-Inn): 3:47 at UNLV (2/17)  
 Shortest Game (Time 9 inn.): 2:18 vs. Arizona State (2/22)  
 Largest Victory Margin: 16 (16-0) vs. Alcorn State (3/8)  
 Largest Defeat Margin: 14 (15-1) at Alabama (3/17)  
 Largest Home Attendance: 2,355 vs. Arizona State  
 Largest Home Attendance (Series): 6,580 vs. Ariz. St. (2/22-24/12)

### Individual Highs and Lows

#### Batting

Most At-Bats: 6, (8x), last Taylor Smart vs. Western Ky. (3/13)  
 Most Runs: 4, Vance Vizcaino vs. Alcorn State (3/8)  
 Most Hits: 5, Scott Price at UNLV (2/15)  
 Most RBIs: 5, Andrew Lee vs. Alcorn State (3/9)  
 Most Doubles: 2 (3x), last Scott Price vs. W. Carolina (3/20)  
 Most Triples: 1 (6x), last C. Stewart vs. Missouri (3/23) DH-2  
 Most Home Runs: 1 (5x), last Bennett/Price vs. Missouri (3/23) DH-2  
 Grand Slams: N/A  
 Most Total Bases: 7, Vincent Jackson vs. Missouri (3/23) DH-1  
 Most Walks: 3 (3x), last Will Maddox vs. Missouri (3/22)  
 Most Strikeouts: 4, Christian Stewart at UNLV (2/17)  
 Most Sac Bunts: 2, Jason Manis vs. UMass (3/2)  
 Most Sac Flies: 1 (2x), last Pierce Bily vs. Alcorn State (3/10)  
 Most Stolen Bases: 3, Will Maddox vs. Western Ky. (3/13)  
 Most HBP: 1 (37x), last Smart/Lee vs. Missouri (3/23) DH-2

#### Fielding

Most Putouts: 16, Scott Price at UNLV (2/17)  
 Most Assists: 7 (2x), last Taylor Smart vs. UMass (3/2)  
 Most Errors: 2 (3x), last A.J. Simcox at Alabama (3/15)  
 Most Passed Balls: 1 (2x), last E. Bennett at Alabama (3/16)

#### Pitching

Most Inn. Pitched: 9.0, Zack Godley vs. Missouri (3/22)  
 Most IP, Relief: 6.0, Trevor Charpie vs. Western Carolina (3/20)  
 Most Runs: 8, Zack Godley at Alabama (3/15)  
 Most Earned Runs: 6, Trevor Bettencourt vs. Missouri (3/23) -DH2  
 Most Hits Allowed: 8 (5x), last Zack Godley at Alabama (3/15)  
 Low-Hit CG: 5, Zack Godley vs. Missouri (3/22)  
 Most HRs Allowed: 2, Andy Cox vs. Arizona State (2/24)  
 Most Strikeouts: 9, Zack Godley vs. Arizona State (2/22)  
 Most Walks: 5 (2x), last Zack Godley vs. Missouri (3/22)  
 Wild Pitches: 2 (3x), last Aaron Quillen vs. Alcorn St. (3/10)  
 Hit Batters: 4, Trevor Bettencourt vs. Missouri (3/23)  
 Balks: 1, Trevor Charpie at UNLV (2/15)

### Miscellaneous Superlatives

Vols at Lindsey Nelson Stadium: 10-3  
 Vols on the road: 2-5  
 Vols at neutral sites: 1-2  
 Record in 3/4-game series: 2-3  
 February: 3-5  
 March: 10-5  
 April: 0-0  
 May: 0-0  
 June: 0-0  
 vs. Non-Conference: 10-7  
 vs. SEC: 3-3  
 vs. SEC East: 3-3  
 vs. SEC West: 0-0  
 Monday: 0-0  
 Tuesday: 2-0  
 Wednesday: 2-0  
 Thursday: 0-0  
 Friday: 2-4  
 Saturday: 6-2  
 Sunday: 1-4  
 Decisions vs. LHP starters: 9-2  
 Decisions vs. RHP starters: 4-8  
 When Vols score first: 9-8  
 When opponents score first: 4-2  
 Comeback wins (trailing after five inn.): 2  
 Last at-bat (V)/Walk-off wins (H): 0/2  
 Leading after 6/7/8 inn.: 13-0/12-1/10-1  
 Trailing after 6/7/8 inn.: 0-9/0-7/0-8  
 Tied after 6/7/8 inn.: 0-1/0-2/2-1  
 Extra innings: 1-2  
 1-run games: 3-4  
 2-run games: 2-0  
 When starter went 6+ inn.: 3-4  
 When UT pitchers have 10+ Ks: 2-1  
 When UT pitchers have 5+ walks: 5-4  
 When UT pitchers have 4- walks: 8-6  
 When Vols have 10+ hits: 9-3  
 Day Games: 9-5  
 Night Games: 4-5  
 When Vols score 4+: 13-3  
 When Vols score 3-: 0-7  
 When Vols allow 4+: 8-8  
 When Vols allow 3-: 5-2  
 When Vols hit a home run: 2-2  
 When Vols out-hit opponent: 9-1  
 When opponent out-hits Vols: 4-9  
 When Vols/opp. had = hits: 0-0  
 Solid White w/ Script "Vols": 6-3  
 Pinstripes / Script "Vols": 4-1  
 Orange w/ Script "Vols": 0-0  
 Gray w/ Block "Tennessee": 3-6  
 Striped "Attitude" Stirrups: 0-3

## THE LAST TIME...

**No-Hitter:** Jeffery Terrell vs. Bowling Green State 2/15/02 (W, 5-0)  
**One-Hitter:** Luke Hochevar at Auburn 3/18/05 (W, 2-1)  
**Complete Game:** Dalton Saberhagen at Ole Miss 5/11/12 (L, 4-2; 8 innings)  
**Shutout (individual):** Zack Godley vs. Missouri 3/22/12 (W, 4-0, 9.0 inn.)  
**Shutout (Team):** vs. Missouri 3/22/13 (W, 4-0)  
**Back-to-Back shutouts:** Morehead State 4/17/06 (doubleheader; wins of 3-0 and 9-0)  
**10+ Strikeouts (individual):** Zack Godley (10 Ks) vs. ULM 4/9/12  
**10+ Innings Pitched:** Jamie Bennett (10.0) vs. Auburn 4/14/00  
**1-0 Win:** at Alabama (DH-2) 4/16/11  
**1-0 Loss:** at Oregon State 2/28/10  
**Hit for the Cycle:** Matt Duffy vs. New Orleans 3/9/11  
**Walk-Off Win:** Pierce Bily (RBI single in ninth inning) vs. Missouri 3/23/13  
**Inside the Park Home Run:** Matt Ramsey vs. Florida 4/10/10  
**Inside the Park Grand Slam:** Joe Randa vs. Louisville 4/23/91  
**Pinch-Hit Home Run:** Chris Pierce vs. New Orleans 3/8/11  
**Pinch-Hit Grand Slam:** Charley Thurber vs. Xavier 2/21/10  
**Leadoff Home Run:** Khayyan Norfolk at Austin Peay 3/17/11  
**Two-Home-Run Game:** Ethan Bennett vs. Alabama A&M 3/15/11  
**Three-Home-Run Game:** Cody Hawn vs. Ohio 3/6/09  
**Two-Run Home Run:** Ethan Bennett vs. Missouri 3/23/13  
**Three-Run Home Run:** Scott Price vs. Missouri 3/23/13  
**Grand Slam:** Ethan Bennett vs. Alabama A&M 3/15/11  
**Back-to-Back HR:** Khayyan Norfolk (two-run) and Josh Liles (solo) vs. UNC Asheville 5/18/10  
**Back-to-Back-to-Back HR:** Ken Folkers, Ed Lewis & Ray Espinosa vs. ETSU 4/3/96  
**HR in Three-Straight Games:** Ethan Bennett, March 12-15/11  
**HR in Four-Straight Games:** Cody Hawn, May 9-14/10  
**Three-Double Game:** Matt Duffy at Georgia 5/8/10  
**Four-Double Game:** Drew Steckenrider vs. Vanderbilt 5/4/12  
**Two-Triple Game:** Hunter Rigsby vs. ETSU 4/17/02  
**Four-Hit Game:** Scott Price vs. Missouri 3/23/13  
**Five-Hit Game:** Scott Price at UNLV 2/15/13

**Six-Hit Game:** Kris Bennett vs. Georgia 6/11/01  
**Four-Run Game:** Vance Vizcaino vs. Alcorn State 3/8/13  
**Five-Run Game:** P.J. Polk at Georgia 5/8/10  
**Four-RBI Game:** Davis Morgan at Memphis 5/9/12  
**Five-RBI Game:** Andrew Lee vs. Alcorn State 3/9/13  
**Six-RBI Game:** Chris Fritts vs. Northern Illinois, 2/18/12 (DH-1)  
**Seven-RBI Game:** Tyler Horne vs. South Carolina 5/9/09  
**Eight-RBI Game:** Cody Hawn at Georgia 5/9/10  
**Four Steals:** Jordan Czarniecki vs. Tennessee Tech 3/26/03  
**Straight Steal of Home:** Will Maddox vs. Western Kentucky 3/13/13  
**UT Turned a Triple Play:** Eastern Kentucky 2/22/97 (SS-1B)  
**UT Hit into a Triple Play:** vs. Florida 4/6/08 (Jeff Lockwood lined into 2B-SS-1B)  
**No-Hitter vs. UT:** LHP Brian Dodd of Arizona State 3/19/88  
**Opposing Player Hit Three HR:** Gregg Maluchnik of Duke 1/31/98  
**Three Straight Complete Games:** Ryan Meyers, Mike Lincoln & Scott Schroeffel, 1996 Atlantic Regional vs. Charleston Southern, Georgia Southern and West Virginia vs. Western Kentucky (5-4 in 10 inn.) 3/13/13 vs. Notre Dame (2-3 in 12 innings) 3/1/13  
**Extra Innings Win:** Alcorn State, 2013  
**Extra Innings Loss:** Arkansas, 2011  
**Home Series Won:** at Alabama, 2011  
**Home Series Lost:** at Alabama, 2013  
**Home Series Sweep:** at Georgia, 2010  
**Home Series Swept:** at Auburn, 2011  
**Away Series Won:** at Alabama, 2011  
**Away Series Lost:** at Alabama, 2013  
**Away Series Sweep:** at Georgia, 2010  
**Away Series Swept:** at Auburn, 2011  
**UT Player Ejection:** Eli Iorg (9th) vs. Arkansas 4/15/05  
**UT Head Coach Ejection:** Dave Serrano (4th) vs. Alabama 4/1/12  
**UT Assistant Coach Ejection:** Gregg Wallis (6th) vs. Houston 3/2/11

**Bold - Occurred in 2013**

## 2013 TENNESSEE BASEBALL RESULTS

Date	Opposing Team (TV)	Score	R-H-E (UT)	R-H-E	Innings	Overall	SEC	Pitcher of Record	Attend.	Time
Feb 15, 2013	at UNLV	9-10	L 9-13-2	10-14-3	9	0-1-0	0-0-0	SABERHAGEN (L 0-1)	1047	3:23
Feb 16, 2013	at UNLV	W 8-3	8-11-1	3-6-4	7	1-1-0	0-0-0	COX (W 1-0)	870	2:09
Feb 16, 2013	at UNLV	4-5	L 4-9-1	5-12-1	9	1-2-0	0-0-0	ESPARZA (L 0-1)	870	2:41
Feb 17, 2013	at UNLV	2-3	L 2-11-2	3-9-0	(14)	1-3-0	0-0-0	JACKSON (L 0-1)	829	3:47
Feb 22, 2013	ARIZONA STATE	0-4	L 0-3-1	4-6-0	9	1-4-0	0-0-0	GODLEY (L 0-1)	2202	2:18
Feb 23, 2013	ARIZONA STATE	W 11-2	11-10-1	2-8-4	9	2-4-0	0-0-0	OWENBY (W 1-0)	1951	2:57
Feb 24, 2013	ARIZONA STATE	1-5	L 1-5-0	5-7-2	9	2-5-0	0-0-0	COX (L 1-1)	2355	2:24
Feb 26, 2013	ETSU	W 9-7	9-10-1	7-9-1	9	3-5-0	0-0-0	ESPARZA (W 1-1)	1039	3:00
Mar 01, 2013	vs. Notre Dame	2-3	L 2-7-1	3-14-1	(12)	3-6-0	0-0-0	BETTENCOURT (L 0-1)	404	3:34
Mar 02, 2013	vs. UMass	W 6-4	6-9-3	4-13-2	9	4-6-0	0-0-0	THOMAS (W 1-0)	---	2:56
Mar 03, 2013	vs. Virginia Tech	3-7	L 3-8-1	7-11-1	9	4-7-0	0-0-0	QUILLEN (L 0-1)	376	2:31
Mar 08, 2013	ALCORN STATE	W 16-0	16-17-1	0-3-3	9	5-7-0	0-0-0	GODLEY (W 1-1)	1081	2:58
Mar 09, 2013	ALCORN STATE	W 13-6	13-15-0	6-6-3	9	6-7-0	0-0-0	CHARPIE (W 1-0)	1534	2:47
Mar 10, 2013	ALCORN STATE	W 12-4	12-11-1	4-6-2	9	7-7-0	0-0-0	QUILLEN (W 1-1)	1435	3:02
Mar 12, 2013	WESTERN KENTUCKY	W 4-0	4-6-0	0-9-1	9	8-7-0	0-0-0	BETTENCOURT (W 1-1)	1651	2:34
Mar 13, 2013	WESTERN KENTUCKY	W 5-4	5-12-0	4-13-4	(10)	9-7-0	0-0-0	WILLIAMS (W 1-0)	1189	3:23
*Mar 15, 2013	at Alabama	1-12	L 1-3-4	12-11-0	9	9-8-0	0-1-0	GODLEY (L 1-2)	3497	2:24
*Mar 16, 2013	at Alabama	W 7-6	7-7-2	6-12-4	9	10-8-0	1-1-0	BETTENCOURT (W 2-1)	3668	3:13
*Mar 17, 2013	at Alabama	1-15	L 1-9-1	15-20-1	9	10-9-0	1-2-0	COX (L 1-2)	3376	2:38
Mar 20, 2013	WESTERN CAROLINA	W 10-5	10-14-0	5-11-3	9	11-9-0	1-2-0	CHARPIE (W 2-0)	1358	2:51
*Mar 22, 2013	MISSOURI	W 4-0	4-6-1	0-5-0	9	12-9-0	2-2-0	GODLEY (W 2-2)	1393	2:27
*Mar 23, 2013	MISSOURI	W 7-6	7-16-1	6-8-0	9	13-9-0	3-2-0	OWENBY (W 2-0)	---	2:44
*Mar 23, 2013	MISSOURI	6-14	L 6-10-0	14-16-1	9	13-10-0	3-3-0	BETTENCOURT (L 2-2)	1560	2:46

\*-Conference game

(-)-Extra-inning game



## 2013 TEAM SUPERLATIVES

DATE	OPPONENT	C	1B	2B	SS	3B	LF	CF	RF	DH
2/15	at UNLV	D. Houser	S. Price	T. Smart	A.J. Simcox	W. Maddox	V. Vizcaino	P. Bily	C. Stewart	A. Lee
2/16	at UNLV (DH-1)	D. Houser	S. Price	T. Smart	A.J. Simcox	W. Maddox	V. Jackson	V. Vizcaino	C. Stewart	A. Lee
	at UNLV (DH-2)	D. Houser	S. Price	J. Moberg	A.J. Simcox	W. Maddox	V. Jackson	V. Vizcaino	C. Stewart	A. Lee
2/17	at UNLV	J. Manis	S. Price	T. Smart	A.J. Simcox	W. Maddox	P. Wormsley	P. Bily	C. Stewart	J. Moberg
2/22	Arizona State	D. Houser	S. Price	T. Smart	A.J. Simcox	W. Maddox	V. Jackson	V. Vizcaino	C. Stewart	A. Lee
2/23	Arizona State	D. Houser	S. Price	J. Moberg	A.J. Simcox	W. Maddox	D. Lance	P. Bily	C. Stewart	A. Lee
2/24	Arizona State	E. Bennett	S. Price	T. Smart	A.J. Simcox	W. Maddox	D. Lance	P. Bily	C. Stewart	D. Houser
2/26	ETSU	D. Houser	S. Price	J. Moberg	A.J. Simcox	W. Maddox	V. Vizcaino	P. Bily	C. Stewart	V. Jackson
3/1	vs. Notre Dame	D. Houser	S. Price	J. Moberg	A.J. Simcox	W. Maddox	V. Jackson	P. Bily	P. Bily	A. Lee
3/2	vs. Massachusetts	J. Manis	S. Price	T. Smart	A.J. Simcox	W. Maddox	Z. Luther	P. Bily	P. Wormsley	D. Houser
3/3	vs. Virginia Tech	D. Houser	S. Price	T. Smart	A.J. Simcox	W. Maddox	Z. Luther	V. Vizcaino	P. Bily	A. Lee
3/5	Belmont	---	---	---	---	---	---	---	---	---
3/8	Alcorn State	D. Houser	S. Price	T. Smart	A.J. Simcox	W. Maddox	V. Vizcaino	P. Bily	V. Jackson	A. Lee
3/9	Alcorn State	D. Houser	S. Price	T. Smart	A.J. Simcox	W. Maddox	V. Vizcaino	P. Bily	V. Jackson	A. Lee
3/10	Alcorn State	E. Bennett	S. Price	T. Smart	A.J. Simcox	W. Maddox	V. Jackson	P. Bily	C. Stewart	A. Lee
3/12	Western Kentucky	D. Houser	S. Price	J. Moberg	A.J. Simcox	W. Maddox	P. Wormsley	P. Bily	C. Stewart	A. Lee
3/13	Western Kentucky	E. Bennett	S. Price	J. Moberg	T. Smart	W. Maddox	P. Wormsley	P. Bily	C. Stewart	V. Jackson
3/15	at Alabama	D. Houser	S. Price	T. Smart	A.J. Simcox	W. Maddox	V. Jackson	P. Bily	C. Stewart	A. Lee
3/16	at Alabama	E. Bennett	S. Price	T. Smart	A.J. Simcox	W. Maddox	P. Wormsley	P. Bily	C. Stewart	J. Moberg
3/17	at Alabama	E. Bennett	S. Price	T. Smart	A.J. Simcox	W. Maddox	V. Jackson	P. Bily	C. Stewart	J. Moberg
3/20	Western Carolina	D. Houser	S. Price	J. Moberg	T. Smart	W. Maddox	P. Wormsley	P. Bily	C. Stewart	V. Jackson
3/22	Missouri	E. Bennett	S. Price	T. Smart	A.J. Simcox	W. Maddox	P. Wormsley	P. Bily	C. Stewart	J. Moberg
3/23	Missouri	D. Houser	S. Price	J. Moberg	T. Smart	W. Maddox	V. Jackson	P. Bily	C. Stewart	A. Lee
3/24	Missouri	E. Bennett	S. Price	T. Smart	A.J. Simcox	W. Maddox	V. Jackson	P. Bily	C. Stewart	A. Lee
3/26	Tennessee Tech	---	---	---	---	---	---	---	---	---
3/29	at Vanderbilt	---	---	---	---	---	---	---	---	---
3/30	at Vanderbilt	---	---	---	---	---	---	---	---	---
3/31	at Vanderbilt	---	---	---	---	---	---	---	---	---
4/2	Longwood	---	---	---	---	---	---	---	---	---
4/5	South Carolina	---	---	---	---	---	---	---	---	---
4/6	South Carolina	---	---	---	---	---	---	---	---	---
4/7	South Carolina	---	---	---	---	---	---	---	---	---
4/9	at ETSU	---	---	---	---	---	---	---	---	---
4/12	at Kentucky	---	---	---	---	---	---	---	---	---
4/13	at Kentucky	---	---	---	---	---	---	---	---	---
4/14	at Kentucky	---	---	---	---	---	---	---	---	---
4/16	vs. Virginia Tech	---	---	---	---	---	---	---	---	---
4/19	Ole Miss	---	---	---	---	---	---	---	---	---
4/20	Ole Miss	---	---	---	---	---	---	---	---	---
4/21	Ole Miss	---	---	---	---	---	---	---	---	---
4/23	at MTSU	---	---	---	---	---	---	---	---	---
4/26	at Florida	---	---	---	---	---	---	---	---	---
4/27	at Florida	---	---	---	---	---	---	---	---	---
4/28	at Florida	---	---	---	---	---	---	---	---	---
4/30	MTSU	---	---	---	---	---	---	---	---	---
5/3	Georgia	---	---	---	---	---	---	---	---	---
5/4	Georgia	---	---	---	---	---	---	---	---	---
5/5	Georgia	---	---	---	---	---	---	---	---	---
5/8	Arkansas State	---	---	---	---	---	---	---	---	---
5/10	at Arkansas	---	---	---	---	---	---	---	---	---
5/11	at Arkansas	---	---	---	---	---	---	---	---	---
5/12	at Arkansas	---	---	---	---	---	---	---	---	---
5/14	Morehead State	---	---	---	---	---	---	---	---	---
5/16	Texas A&M	---	---	---	---	---	---	---	---	---
5/17	Texas A&M	---	---	---	---	---	---	---	---	---
5/18	Texas A&M	---	---	---	---	---	---	---	---	---

## 2013 STARTING LINEUP BY POSITION (Team W-L when starter)

### PITCHER:

15 Zack Godley	6	(2-4)
19 Aaron Quillen	6	(4-2)
46 Andy Cox	5	(3-2)
27 Matt Esparza	2	(1-1)
42 Trevor Bettencour	2	(1-1)
34 Nick Williams	1	(1-0)
28 Drake Owenby	1	(1-0)

### CATCHER:

22 David Houser	14	(8-6)
21 Ethan Bennett	7	(4-3)
32 Jason Manis	2	(1-1)

### FIRST BASE:

5 Scott Price	23	(13-10)
---------------	----	---------

### SECOND BASE:

2 Taylor Smart	15	(7-8)
6 Jeff Moberg	8	(6-2)

### THIRD BASE:

1 Will Maddox	23	(13-10)
---------------	----	---------

### SHORTSTOP:

10 A.J. Simcox	20	(10-10)
2 Taylor Smart	3	(3-0)

### LEFT FIELD:

40 Vincent Jackson	9	(3-6)
4 Parker Wormsley	6	(5-1)
8 Vance Vizcaino	4	(3-1)
17 Derek Lance	2	(1-1)
11 Zach Luther	2	(1-1)

### CENTER FIELD:

35 Pierce Bily	18	(12-6)
8 Vance Vizcaino	5	(1-4)

### RIGHT FIELD:

20 Christin Stewart	18	(10-8)
40 Vincent Jackson	2	(2-0)
35 Pierce Bily	2	(0-2)
4 Parker Wormsley	1	(1-0)

### DESIGNATED HITTER:

24 Andrew Lee	14	(7-7)
6 Jeff Moberg	4	(2-2)
40 Vincent Jackson	3	(3-0)
22 David Houser	2	(1-1)



## 2013 TEAM SUPERLATIVES

DATE	OPPONENT	1	2	3	4	5	6	7	8	9
2/15	at UNLV	W. Maddox	A.J. Simcox	S. Price	A. Lee	T. Smart	C. Stewart	V. Vizcaino	D. Houser	P. Bily
2/16	at UNLV (DH-1)	W. Maddox	A.J. Simcox	S. Price	A. Lee	T. Smart	C. Stewart	V. Vizcaino	D. Houser	V. Jackson
	at UNLV (DH-2)	W. Maddox	A.J. Simcox	S. Price	A. Lee	J. Moberg	C. Stewart	V. Vizcaino	J. Manis	V. Jackson
2/17	at UNLV	W. Maddox	J. Moberg	S. Price	A.J. Simcox	T. Smart	C. Stewart	P. Bily	D. Houser	P. Wormsley
2/22	Arizona State	W. Maddox	A.J. Simcox	S. Price	A. Lee	T. Smart	C. Stewart	V. Vizcaino	D. Houser	V. Jackson
2/23	Arizona State	W. Maddox	J. Moberg	S. Price	A. Lee	A.J. Simcox	C. Stewart	P. Bily	D. Houser	D. Lance
2/24	Arizona State	W. Maddox	A.J. Simcox	S. Price	C. Stewart	T. Smart	D. Houser	P. Bily	E. Bennett	D. Lance
2/26	ETSU	W. Maddox	J. Moberg	S. Price	C. Stewart	V. Vizcaino	P. Bily	V. Jackson	D. Houser	A.J. Simcox
3/1	vs. Notre Dame	W. Maddox	J. Moberg	S. Price	A. Lee	V. Vizcaino	P. Bily	V. Jackson	D. Houser	A.J. Simcox
3/2	vs. Massachusetts	T. Smart	A.J. Simcox	W. Maddox	S. Price	D. Houser	P. Bily	P. Wormsley	J. Manis	Z. Luther
3/3	vs. Virginia Tech	T. Smart	A.J. Simcox	W. Maddox	S. Price	V. Vizcaino	P. Bily	A. Lee	D. Houser	Z. Luther
3/5	Belmont	---	---	---	---	---	---	---	---	---
3/8	Alcorn State	T. Smart	W. Maddox	S. Price	A. Lee	P. Bily	V. Jackson	V. Vizcaino	D. Houser	A.J. Simcox
3/9	Alcorn State	T. Smart	W. Maddox	S. Price	A. Lee	P. Bily	V. Jackson	V. Vizcaino	D. Houser	A.J. Simcox
3/10	Alcorn State	T. Smart	W. Maddox	S. Price	A. Lee	P. Bily	C. Stewart	V. Jackson	E. Bennett	A.J. Simcox
3/12	Western Kentucky	J. Moberg	W. Maddox	S. Price	A. Lee	P. Bily	C. Stewart	P. Wormsley	D. Houser	A.J. Simcox
3/13	Western Kentucky	T. Smart	W. Maddox	S. Price	C. Stewart	P. Bily	V. Jackson	P. Wormsley	E. Bennett	J. Moberg
3/15	at Alabama	T. Smart	W. Maddox	S. Price	C. Stewart	P. Bily	A. Lee	V. Jackson	D. Houser	A.J. Simcox
3/16	at Alabama	J. Moberg	W. Maddox	S. Price	C. Stewart	P. Bily	T. Smart	P. Wormsley	E. Bennett	A.J. Simcox
3/17	at Alabama	W. Maddox	J. Moberg	S. Price	C. Stewart	P. Bily	T. Smart	V. Jackson	E. Bennett	A.J. Simcox
3/20	Western Carolina	W. Maddox	J. Moberg	S. Price	C. Stewart	T. Smart	V. Jackson	P. Bily	D. Houser	P. Wormsley
3/22	Missouri	W. Maddox	J. Moberg	S. Price	C. Stewart	T. Smart	P. Bily	P. Wormsley	E. Bennett	A.J. Simcox
3/23	Missouri	W. Maddox	J. Moberg	S. Price	C. Stewart	P. Bily	A. Lee	V. Jackson	D. Houser	T. Smart
3/24	Missouri	W. Maddox	T. Smart	S. Price	C. Stewart	P. Bily	A. Lee	V. Jackson	E. Bennett	A.J. Simcox
3/26	Tennessee Tech	---	---	---	---	---	---	---	---	---
3/29	at Vanderbilt	---	---	---	---	---	---	---	---	---
3/30	at Vanderbilt	---	---	---	---	---	---	---	---	---
3/31	at Vanderbilt	---	---	---	---	---	---	---	---	---
4/2	Longwood	---	---	---	---	---	---	---	---	---
4/5	South Carolina	---	---	---	---	---	---	---	---	---
4/6	South Carolina	---	---	---	---	---	---	---	---	---
4/7	South Carolina	---	---	---	---	---	---	---	---	---
4/9	at ETSU	---	---	---	---	---	---	---	---	---
4/12	at Kentucky	---	---	---	---	---	---	---	---	---
4/13	at Kentucky	---	---	---	---	---	---	---	---	---
4/14	at Kentucky	---	---	---	---	---	---	---	---	---
4/16	vs. Virginia Tech	---	---	---	---	---	---	---	---	---
4/19	Ole Miss	---	---	---	---	---	---	---	---	---
4/20	Ole Miss	---	---	---	---	---	---	---	---	---
4/21	Ole Miss	---	---	---	---	---	---	---	---	---
4/23	at MTSU	---	---	---	---	---	---	---	---	---
4/26	at Florida	---	---	---	---	---	---	---	---	---
4/27	at Florida	---	---	---	---	---	---	---	---	---
4/28	at Florida	---	---	---	---	---	---	---	---	---
4/30	MTSU	---	---	---	---	---	---	---	---	---
5/3	Georgia	---	---	---	---	---	---	---	---	---
5/4	Georgia	---	---	---	---	---	---	---	---	---
5/5	Georgia	---	---	---	---	---	---	---	---	---
5/8	Arkansas State	---	---	---	---	---	---	---	---	---
5/10	at Arkansas	---	---	---	---	---	---	---	---	---
5/11	at Arkansas	---	---	---	---	---	---	---	---	---
5/12	at Arkansas	---	---	---	---	---	---	---	---	---
5/14	Morehead State	---	---	---	---	---	---	---	---	---
5/16	Texas A&M	---	---	---	---	---	---	---	---	---
5/17	Texas A&M	---	---	---	---	---	---	---	---	---
5/18	Texas A&M	---	---	---	---	---	---	---	---	---

## 2013 STARTING LINEUP BY LINEUP SPOT (Team W-L when starter)

<b>LEADOFF:</b>			<b>5TH SPOT:</b>			<b>8TH SPOT:</b>		
1 Will Maddox	14	(6-8)	35 Pierce Bily	10	(7-3)	22 David Houser	14	(8-6)
2 Taylor Smart	7	(5-2)	2 Taylor Smart	7	(3-4)	21 Ethan Bennett	7	(4-3)
6 Jeff Moberg	2	(2-0)	8 Vance Vizcaino	3	(1-2)	32 Jason Manis	2	(1-1)
			10 A.J. Simcox	1	(1-0)			
<b>2ND SPOT:</b>			6 Jeff Moberg	1	(0-1)	<b>9TH SPOT:</b>		
6 Jeff Moberg	8	(5-3)	22 David Houser	1	(1-0)	10 A.J. Simcox	11	(7-4)
10 A.J. Simcox	7	(2-5)				40 Vincent Jackson	3	(1-2)
1 Will Maddox	7	(6-1)	<b>6TH SPOT:</b>			11 Zach Luther	2	(1-1)
2 Taylor Smart	1	(0-1)	20 Christin Stewart	8	(4-4)	17 Derek Lance	2	(1-1)
			35 Pierce Bily	5	(3-2)	4 Parker Wormsley	2	(1-1)
<b>3RD SPOT:</b>			40 Vincent Jackson	4	(4-0)	2 Taylor Smart	1	(1-0)
5 Scott Price	21	(12-9)	24 Andrew Lee	3	(1-2)	35 Pierce Bily	1	(0-1)
1 Will Maddox	2	(1-1)	2 Taylor Smart	2	(1-1)	6 Jeff Moberg	1	(1-0)
			22 David Houser	1	(0-1)			
<b>CLEANUP:</b>			<b>7TH SPOT:</b>					
20 Christin Stewart	10	(6-4)	40 Vincent Jackson	7	(3-4)			
24 Andrew Lee	10	(6-4)	8 Vance Vizcaino	6	(3-3)			
5 Scott Price	2	(1-1)	4 Parker Wormsley	5	(5-0)			
10 A.J. Simcox	1	(0-1)	35 Pierce Bily	4	(2-2)			
			24 Andrew Lee	1	(0-1)			



# 2013 TENNESSEE HITTING CAPSULES

Multi-Hit Games					Hitting Streaks				
Player	2	3	4	5+	Total	Player	Longest	Current	
Will Maddox	8	3	-	-	11	Will Maddox	12	-	
Scott Price	5	2	1	1	9	Scott Price	8	8	
Taylor Smart	6	-	-	-	6	Pierce Billy	7	4	
Pierce Billy	-	4	-	-	4	Jeff Moberg	6	4	
Vincent Jackson	2	1	1	-	4	Taylor Smart	6	6	
Christin Stewart	4	-	-	-	4	Christin Stewart	5	1	
A.J. Simcox	2	1	-	-	3	A.J. Simcox	4	1	
Vance Vizcaino	3	-	-	-	3	Vincent Jackson	4	-	
Parker Wormsley	3	-	-	-	3	Andrew Lee	4	-	
Andrew Lee	1	-	1	-	2	David Houser	3	2	
David Houser	1	1	-	-	2	Vance Vizcaino	3	1	
Ethan Bennett	1	-	-	-	1	Parker Wormsley	3	-	
Jeff Moberg	1	-	-	-	1	Zach Luther	2	-	
<b>TEAM</b>	<b>37</b>	<b>12</b>	<b>3</b>	<b>1</b>	<b>53</b>	Ethan Bennett	2	1	

Multi-RBI Games					Last Home Run				
Player	2	3	4	5+	Total	Player	Date	Opp.	Result
Scott Price	3	1	-	-	4	Bennett	3/23/13	vs. Missouri	W
A.J. Simcox	2	1	-	-	3	Bily			N/A
Will Maddox	2	-	1	-	3	Houser			N/A
Vance Vizcaino	3	-	-	-	3	Jackson	3/23/13	vs. Missouri	W
Pierce Billy	3	-	-	-	3	Lance			N/A
Andrew Lee	1	-	-	1	2	Lee			N/A
Vincent Jackson	2	-	-	-	2	Luther			N/A
Christin Stewart	-	1	-	-	1	Maddox	5/5/12	vs. Vanderbilt	W
Taylor Smart	-	1	-	-	1	Manis			N/A
Jeff Moberg	1	-	-	-	1	Moberg			N/A
Ethan Bennett	1	-	-	-	1	Price	3/23/13	vs. Missouri	W
Parker Wormsley	-	1	-	-	1	Simcox			N/A
<b>TEAM</b>	<b>18</b>	<b>5</b>	<b>1</b>	<b>1</b>	<b>25</b>	Smart	3/09/13	vs. Alcorn St.	W

Catchers' Caught Stealing			
Catcher	SB	CS	%
Ethan Bennett	4	2	33.3%
Jason Manis	4	2	33.3%
David Houser	13	4	23.5%
<b>TEAM</b>	<b>21</b>	<b>8</b>	<b>27.6%</b>

Inning-by-Inning Scoring:											
Team	1	2	3	4	5	6	7	8	9	Extra	Total
Tennessee	21	9	32	11	21	14	10	14	7	2	141
Opponents	13	23	13	21	13	11	6	19	3	3	125

24 ANDREW LEE		RHP/1B		.214, 0 HR, 8 RBI, 2-2 SB									
No streak		SEC: .000, 0 HR, 0 RBI, 0-0 SB											
Date	Opp.	Pos.	AB	R	H	2B	3B	HR	RBI	BB	K	SB	AVG
3/15	at Alabama	DH	3	0	0	0	0	0	0	0	1	1	.220
3/23	Missouri	DH	4	0	1	0	0	0	0	0	2	0	.222
3/23	Missouri	DH	2	1	0	0	0	0	0	1	1	0	.214
<b>2013 TOTALS</b>			<b>56</b>	<b>9</b>	<b>12</b>	<b>3</b>	<b>0</b>	<b>0</b>	<b>8</b>	<b>4</b>	<b>15</b>	<b>2</b>	<b>.214</b>

26 Heath Lloyd		3B		.000, 0 HR, 0 RBI, 0-0 SB									
No streak		SEC: .000, 0 HR, 0 RBI, 0-0 SB											
Date	Opp.	Pos.	AB	R	H	2B	3B	HR	RBI	BB	K	SB	AVG
3/08	Alcorn State	PH/3B	1	0	0	0	0	0	0	0	0	0	.000
3/10	Alcorn State	3B	0	0	0	0	0	0	0	0	0	0	.000
<b>2013 TOTALS</b>			<b>1</b>	<b>0</b>	<b>0</b>	<b>0</b>	<b>0</b>	<b>0</b>	<b>0</b>	<b>0</b>	<b>0</b>	<b>0</b>	<b>.000</b>

11 ZACH LUTHER		INF/OF		.176, 0 HR, 1 RBI, 1-2 SB									
No streak		SEC: .000, 0 HR, 0 RBI, 0-0 SB											
Date	Opp.	Pos.	AB	R	H	2B	3B	HR	RBI	BB	K	SB	AVG
3/22	Missouri	PH	1	0	0	0	0	0	0	0	0	0	.200
3/23	Missouri	PH	1	0	0	0	0	0	0	0	1	0	.188
3/23	Missouri	PH	1	0	0	0	0	0	0	0	0	0	.176
<b>2013 TOTALS</b>			<b>17</b>	<b>2</b>	<b>3</b>	<b>1</b>	<b>0</b>	<b>0</b>	<b>1</b>	<b>1</b>	<b>3</b>	<b>1</b>	<b>.176</b>

1 WILL MADDOX		INF		.344, 0 HR, 15 RBI, 11-13 SB									
No streak		SEC: .217, 0 HR, 1 RBI, 2-2 SB											
Date	Opp.	Pos.	AB	R	H	2B	3B	HR	RBI	BB	K	SB	AVG
3/22	Missouri	3B	1	1	0	0	0	0	0	3	0	1	.360
3/23	Missouri	3B	5	0	2	0	1	0	1	0	0	1	.363
3/23	Missouri	3B	5	1	0	0	0	0	0	0	1	0	.344
<b>2013 TOTALS</b>			<b>96</b>	<b>19</b>	<b>33</b>	<b>3</b>	<b>2</b>	<b>0</b>	<b>15</b>	<b>9</b>	<b>16</b>	<b>11</b>	<b>.344</b>

32 JASON MANIS		C		.125, 0 HR, 1 RBI, 0-0 SB									
No streak		SEC: .125, 0 HR, 1 RBI, 0-0 SB											
Date	Opp.	Pos.	AB	R	H	2B	3B	HR	RBI	BB	K	SB	AVG
3/22	Missouri	C	0	0	0	0	0	0	0	0	0	0	.125
3/23	Missouri	C	0	0	0	0	0	0	0	0	0	0	.125
3/23	Missouri	C	0	0	0	0	0	0	0	0	0	0	.125
<b>2013 TOTALS</b>			<b>8</b>	<b>0</b>	<b>1</b>	<b>0</b>	<b>0</b>	<b>0</b>	<b>1</b>	<b>0</b>	<b>2</b>	<b>0</b>	<b>.125</b>

6 JEFF MOBERG		INF/RHP		.310, 0 HR, 5 RBI, 1-1 SB									
4 Games: .333 (4x12), 0 2B, 2 RBI, 1-1 SB		SEC: .250, 0 HR, 0 RBI, 1-1 SB											
Date	Opp.	Pos.	AB	R	H	2B	3B	HR	RBI	BB	K	SB	AVG
3/16	Western Carolina	2B	4	1	1	0	0	0	2	0	0	0	.306
3/22	Missouri	DH	2	1	1	0	0	0	0	1	0	1	.316
3/23	Missouri	2B	4	1	1	0	0	0	1	1	1	0	.310
<b>2013 TOTALS</b>			<b>42</b>	<b>6</b>	<b>13</b>	<b>1</b>	<b>0</b>	<b>0</b>	<b>5</b>	<b>6</b>	<b>7</b>	<b>1</b>	<b>.310</b>

5 SCOTT PRICE		INF		.370, 1 HR, 14 RBI, 1-6 SB									
8 Games: .500 (16x32), 2 2B, 1 HR, 4 RBI, 0-3 SB		SEC: .417, 1 HR, 6 RBI, 0-3 SB											
Date	Opp.	Pos.	AB	R	H	2B	3B	HR	RBI	BB	K	SB	AVG
3/22	Missouri	1B	4	0	1	0	0	0	1	0	0	0	.345
3/23	Missouri	1B	5	1	4	0	0	0	0	0	0	0	.371
3/23	Missouri	1B	3	1	1	0	0	1	3	1	0	0	.370
<b>2013 TOTALS</b>			<b>92</b>	<b>15</b>	<b>34</b>	<b>9</b>	<b>0</b>	<b>1</b>	<b>14</b>	<b>11</b>	<b>5</b>	<b>1</b>	<b>.370</b>

10 A.J. SIMCOX		INF		.219, 0 HR, 11 RBI, 5-6 SB									
1 Game: .500 (2x4), 0 2B, 0 RBI, 0-0 SB		SEC: .267, 0 HR, 2 RBI, 1-1 SB											
Date	Opp.	Pos.	AB	R	H	2B	3B	HR	RBI	BB	K	SB	AVG
3/22	Missouri	SS	3	0	0	0	0	0	0	0	0	0	.203
3/23	Missouri	PR/DH	0	0	0	0	0	0	0	0	0	0	.203
3/23	Missouri	SS	4	0	2	0	0	0	0	0	2	0	.219
<b>2013 TOTALS</b>			<b>73</b>	<b>8</b>	<b>16</b>	<b>2</b>	<b>0</b>	<b>0</b>	<b>11</b>	<b>5</b>	<b>15</b>	<b>5</b>	<b>.219</b>

2 TAYLOR SMART		INF		.296, 1 HR, 7 RBI, 4-7 SB									
6 Games: .421 (8x19), 0 2B, 1 RBI, 1-2 SB		SEC: .368, 0 HR, 1 RBI, 2-3 SB											
Date	Opp.	Pos.	AB	R	H	2B	3B	HR	RBI	BB	K	SB	AVG
3/22	Missouri	2B	3	1	1	0	0	0	0	1	1	0	.286
3/23	Missouri	SS	4	1	2	0	0	0	1	0	0	0	.299
3/23	Missouri	2B	4	1	1	0	0	0	0	0	0	0	.296
<b>2013 TOTALS</b>			<b>71</b>	<b>17</b>	<b>21</b>	<b>2</b>	<b>0</b>	<b>1</b>	<b>7</b>	<b>13</b>	<b>16</b>	<b>4</b>	<b>.296</b>

20 CHRISTIN STEWART		OF		.279, 1 HR, 9 RBI, 1-4 SB									
1 Game: 1.000 (2x2), 1 2B, 1 3B, 0 RBI, 0-0 SB		SEC: .211, 0 HR, 0 RBI, 1-3 SB											
Date	Opp.	Pos.	AB	R	H	2B	3B	HR	RBI	BB	K	SB	AVG
3/22	Missouri	OF	3	1	0	0	0	0	0	0	2	1	.273
3/23	Missouri	OF	4	0	0	0	0	0	0	0	0	0	.254
3/23	Missouri	OF	2	1	2	1	0	0	0	0	0	0	.279
<b>2013 TOTALS</b>			<b>61</b>	<b>12</b>	<b>17</b>	<b>3</b>	<b>1</b>	<b>1</b>	<b>9</b>	<b>7</b>	<b>12</b>	<b>1</b>	<b>.279</b>

8 VANCE VIZCAINO		OF		.239, 0 HR, 7 RBI, 3-3 SB									
1 Game: .333 (1x3), 1 2B, 0 RBI, 0-0 SB		SEC: .167, 0 HR, 0 RBI, 0-0 SB											
Date	Opp.	Pos.	AB	R	H	2B	3B	HR	RBI	BB	K	SB	AVG
3/20	Western Carolina	OF	1	0	0	0	0	0	0	0	1	0	.238
3/22	Missouri	PH/OF	1	0	0	0	0	0	0	0	0	0	.233
3/23	Missouri	PR/OF	3	0	1	1	0	0	0	0	1	0	.239
<b>2013 TOTALS</b>			<b>46</b>	<b>12</b>	<b>11</b>	<b>3</b>	<b>1</b>	<b>0</b>	<b>7</b>	<b>10</b>	<b>12</b>	<b>3</b>	<b>.239</b>

4 PARKER WORMSLEY		INF		.333, 0 HR, 8 RBI, 0-0 SB									
No streak		SEC: .000, 0 HR, 0 RBI, 0-0 SB											
Date	Opp.	Pos.	AB	R	H	2B	3B	HR	RBI	BB	K	SB	AVG
3/20	Western Carolina	OF	3	2	2	0	0	0	1	0	0	0	.381
3/22	Missouri	OF	3	0	0	0	0	0	1	0	0	0	.333
3/23	Missouri	OF	0	0	0	0	0	0	1	0	0	0	.333
<b>2013 TOTALS</b>			<b>24</b>	<b>6</b>	<b>8</b>	<b>0</b>	<b>0</b>	<b>0</b>	<b>8</b>	<b>3</b>	<b>3</b>		

## 2013 TENNESSEE BULLPEN REPORT

<b>2013</b>	<b>W-L-S</b>	<b>ERA</b>	<b>IP</b>	<b>H</b>	<b>R</b>	<b>ER</b>	<b>BB</b>	<b>K</b>	<b>B/Avg</b>	When Starter Allows 0-3 Runs: 8-3	When Bullpen Allows Runs: 4-9
Starters	6-7-0	5.26	104.1	123	70	61	47	71	.297	When Starter Allows 4+ Runs: 2-7	When Bullpen Allows No Runs: 5-1
Relievers	7-3-4	4.40	104.1	106	55	51	40	69	.262	When Starter Pitches < 6 Inn.: 9-6	When Bullpen Pitches 3+ Inn.: 9-7
										When Starter Pitches 6+ Innings: 1-4	When No Relievers are Used: 1-0

**42 TREVOR BETTENCOURT** RHP **2-2, 4.34 ERA, 2 SV, 8 G**  
**SEC: 1-1, 13.50 ERA, 0 SV, 2 G**  
**Last Win:** 3/16/13 at Alabama  
**Loss:** 3/23/13 vs. Missouri  
**CAREER: 2-2, 4.34 ERA, 2 SV, 8 G**  
**Save:** 2/26/13 vs. ETSU  
**Blown SV:** None

Date	Opp.	Score	Dec.	IP	H	R	ER	BB	K	Pitches
2/16	at UNLV-1	1-4	S	3.0	0	0	0	2	4	42/26
2/24	Arizona State	1-5	--	3.2	1	1	1	0	0	32/22
2/26	ETSU	9-7	S	1.0	1	0	0	0	1	22/11
3/01	Notre Dame	2-3	L	1.2	4	1	1	3	2	50/23
3/10	Alcorn State	12-4	--	1.0	0	0	0	0	1	9/6
3/12	Western Ky	4-0	W	3.2	6	0	0	1	3	67/37
3/16	at Alabama *	7-6	W	2.1	2	1	1	0	2	33/23
3/23	Missouri *	6-14	L	2.1	5	6	6	0	1	50/29

**39 TREVOR CHARPIE** RHP **2-0, 3.57 ERA, 1 SV, 10 G**  
**SEC: 0-0, 0.00 ERA, 0 SV, 1 G**  
**Last Win:** 3/20/13 vs. Western Carolina  
**Loss:** None  
**CAREER: 2-0, 3.57 ERA, 1 SV, 10 G**  
**Save:** 3/2/13 UMass  
**Blown SV:** 2/17/13 at UNLV

Date	Opp.	Score	Dec.	IP	H	R	ER	BB	K	Pitches
2/15	at UNLV	9-10	--	2.0	3	2	2	2	1	43/26
2/17	at UNLV	2-3	--	3.1	1	1	1	1	1	51/31
2/22	Arizona State	0-4	--	2.0	2	0	0	1	1	36/23
2/26	ETSU	9-7	--	1.0	1	2	2	2	0	25/12
3/02	UMass	6-4	S	2.0	1	0	0	1	1	29/15
3/03	Virginia Tech	3-7	--	0.0	1	0	0	1	0	11/4
3/09	Alcorn State	13-6	W	5.0	6	3	3	0	5	72/52
3/13	Western Ky	5-4	--	0.2	3	1	1	0	1	19/11
3/20	Western Carolina	10-5	W	6.0	5	0	0	2	2	71/44
3/23	Missouri	7-6	--	0.2	0	0	0	0	0	10/5

**46 ANDY COX** LHP **1-2, 7.50 ERA, 0 SV, 7 G**  
**SEC: 0-1, 22.50 ERA, 0 SV, 2 G**  
**Last Win:** 2/16/13 at UNLV  
**Loss:** 3/17/13 at Alabama  
**CAREER: 1-2, 7.50 ERA, 0 SV, 7 G**  
**Save:** None  
**Blown SV:** None

Date	Opp.	Score	Dec.	IP	H	R	ER	BB	K	Pitches
2/16	at UNLV-1 *	8-3	W	4.0	6	3	2	2	2	57/33
2/24	Arizona State *	1-5	L	4.1	6	4	4	1	4	78/55
3/02	UMass *	6-4	--	2.2	8	4	4	3	2	58/37
3/10	Alcorn State	12-4	--	1.0	1	0	0	0	1	9/7
3/13	Western Ky *	5-4	--	4.0	4	0	0	1	1	50/32
3/17	at Alabama	1-15	L	0.2	3	5	5	1	0	26/14
3/23	Missouri	6-14	--	1.1	0	0	0	0	2	16/9

**28 MATT ESPARZA** RHP **1-1, 9.28 ERA, 0 SV, 5 G**  
**SEC: 0-0, 16.88 ERA, 0 SV, 1 G**  
**Last Win:** 2/26/13 vs. ETSU  
**Loss:** 2/16/13 at UNLV  
**CAREER: 1-1, 9.28 ERA, 0 SV, 5 G**  
**Save:** None  
**Blown SV:** None

Date	Opp.	Score	Dec.	IP	H	R	ER	BB	K	Pitches
2/16	at UNLV-2 *	4-5	L	3.0	6	2	2	4	1	67/36
2/26	ETSU *	9-7	W	3.1	3	2	2	1	0	41/27
3/08	Alcorn State	16-0	--	1.0	0	0	0	1	1	18/10
3/13	Western Ky	5-4	--	0.2	4	2	2	1	1	22/14
3/23	Missouri	6-14	--	2.2	7	5	5	1	0	55/36

**25 MICHAEL FLAX** RHP **0-0, 9.00 ERA, 0 SV, 2 G**  
**SEC: 0-0, 13.50 ERA, 0 SV, 1 G**  
**Last Win:** None  
**Loss:** None  
**CAREER: 0-0, 9.00 ERA, 0 SV, 2 G**  
**Save:** None  
**Blown SV:** None

Date	Opp.	Score	Dec.	IP	H	R	ER	BB	K	Pitches
3/08	Alcorn State	16-0	--	1.0	0	0	0	0	1	18/9
3/17	at Alabama	1-15	--	2.0	7	4	3	0	1	36/27

**40 VINCENT JACKSON** LHP **0-1, 13.50 ERA, 0 SV, 1 G**  
**SEC: 0-0, 13.50 ERA, 0 SV, 1 G**  
**Last Win:** None  
**Loss:** 2/17/13 at UNLV  
**CAREER: 0-1, 13.50 ERA, 0 SV, 1 G**  
**Save:** None  
**Blown SV:** None

Date	Opp.	Score	Dec.	IP	H	R	ER	BB	K	Pitches
2/17	at UNLV	2-3	L	1.2	1	1	0	1	1	16/9

**45 ERIC MARTIN** RHP **0-0, 5.40 ERA, 0 SV, 9 G**  
**SEC: 0-0, 8.10 ERA, 0 SV, 3 G**  
**Last Win:** None  
**Loss:** None  
**CAREER: 0-0, 6.67 ERA, 0 SV, 18 G**  
**Save:** None  
**Blown SV:** None

Date	Opp.	Score	Dec.	IP	H	R	ER	BB	K	Pitches
2/16	at UNLV-2	1-11	--	2.0	1	0	0	0	1	28/18
2/23	Arizona State	1-4	--	2.0	1	0	0	0	2	22/17
2/26	ETSU	9-7	--	0.0	2	3	3	1	0	10/5
3/09	Alcorn State	13-6	--	1.0	0	0	0	0	0	13/9
3/12	Western Ky	4-0	--	1.0	0	0	0	0	1	9/6
3/13	Western Ky	5-4	--	2.1	0	0	0	0	1	19/18
3/15	at Alabama	1-12	--	2.0	3	4	1	3	0	40/23
3/17	at Alabama	1-15	--	4.0	6	2	2	2	2	57/40
3/23	Missouri	6-14	--	0.2	3	3	3	1	0	16/7

**28 DRAKE OWENBY** LHP **2-0, 5.62 ERA, 1 SV, 10 G**  
**SEC: 1-0, 3.86 ERA, 1 SV, 2 G**  
**Last Win:** 3/23/13 vs. Missouri  
**Loss:** None  
**CAREER: 2-0, 5.62 ERA, 1 SV, 10 G**  
**Save:** 3/16/13 at Alabama  
**Blown SV:** None

Date	Opp.	Score	Dec.	IP	H	R	ER	BB	K	Pitches
2/16	at UNLV-2	4-5	--	3.0	5	3	3	1	2	41/30
2/23	Arizona State	11-2	W	4.0	2	0	0	4	2	69/37
3/1	vs. Notre Dame	2-3	--	0.1	0	0	0	0	1	6/4
3/3	vs. Virginia Tech	3-7	--	1.2	2	3	3	1	0	32/19
3/9	Alcorn State *	13-6	--	3.0	0	0	0	5	2	68/34
3/12	Western Ky	4-0	--	0.1	0	0	0	0	0	3/3
3/13	Western Ky	5-4	--	0.1	0	0	0	0	0	2/2
3/16	at Alabama	7-6	SV	1.1	1	0	0	1	3	18/13
3/20	Western Carolina	10-5	--	1.0	1	0	0	1	3	28/15
3/23	Missouri	7-6	W	1.0	1	1	1	0	0	11/7

**19 AARON QUILLEN** RHP **1-1, 5.76 ERA, 0 SV, 7 G**  
**SEC: 0-0, 5.87 ERA, 0 SV, 2 G**  
**Last Win:** 3/10/13 vs. Alcorn State  
**Loss:** 3/3/13 vs. Virginia Tech  
**CAREER: 1-1, 5.76 ERA, 0 SV, 7 G**  
**Save:** None  
**Blown SV:** None

Date	Opp.	Score	Dec.	IP	H	R	ER	BB	K	Pitches
2/17	at UNLV *	2-3	--	5.0	5	1	1	2	2	80/50
2/23	Arizona State *	11-2	--	3.0	5	2	2	0	1	52/33
3/3	vs. Virginia Tech *	3-7	L	6.0	8	4	2	1	1	72/54
3/10	Alcorn State *	12-4	W	6.0	5	4	4	1	7	87/58
3/16	at Alabama *	7-6	--	4.2	7	3	3	1	2	64/40
3/20	Western Carolina *	10-5	--	2.0	5	5	5	2	1	39/21
3/23	Missouri	7-6	--	3.0	2	2	2	0	2	45/28

**31 DALTON SABERHAGEN** LHP **0-1, 4.91 ERA, 0 SV, 7 G**  
**SEC: 0-0, 10.80 ERA, 0 SV, 2 G**  
**Last Win:** 5/9/12 at Memphis  
**Loss:** 2/15/13 at UNLV  
**CAREER: 6-4, 5.06 ERA, 0 SV, 43 G**  
**Save:** None  
**Blown SV:** None

Date	Opp.	Score	Dec.	IP	H	R	ER	BB	K	Pitches
2/15	at UNLV	9-10	L	0.1	1	2	2	1	1	15/10
2/17	at UNLV	2-3	--	1.0	1	0	0	0	0	6/4
2/26	ETSU	9-7	--	1.0	1	0	0	0	0	10/10
3/2	UMass	6-4	--	2.1	1	0	0	1	0	25/16
3/12	Western Ky	4-0	--	3.0	3	0	0	0	0	28/23
3/17	at Alabama	1-15	--	1.1	4	4	4	1	1	38/22
3/23	Missouri	6-14	--	2.0	1	0	0	0	1	17/12

**29 BLAKE THOMAS** RHP **1-0, 0.00 ERA, 0 SV, 1 G**  
**SEC: 1-0, 0.00 ERA, 0 SV, 1 G**  
**Last Win:** 3/2/13 vs. UMass  
**Loss:** None  
**CAREER: 1-0, 0.00 ERA, 0 SV, 1 G**  
**Save:** None  
**Blown SV:** None

Date	Opp.	Score	Dec.	IP	H	R	ER	BB	K	Pitches
3/2	UMass	6-4	W	2.0	3	0	0	0	0	31/19




## 2013 TENNESSEE BASEBALL RADIO/TELEVISION SPOTTING CHART



**Davis Aiken**  
7 • Fr. • OF



**Ethan Bennett**  
21 • Jr. • C



**Trevor Bettencourt**  
42 • Fr. • RHP



**Pierce Bily**  
35 • Jr. • OF



**Trevor Charpie**  
39 • Fr. • RHP



**Andy Cox**  
46 • Fr. • LHP



**Matt Esparza**  
27 • Fr. • RHP



**Michael Flax**  
25 • Fr. • INF



**Zack Godley**  
15 • Sr. • RHP



**David Houser**  
22 • Fr. • C



**Vincent Jackson**  
40 • Fr. • LHP/OF




**Robbie Kidd**  
33 • So. • RHP



**Derek Lance**  
17 • Fr. • INF



**Andrew Lee**  
24 • Fr. • RHP/1B



**Heath Loyd**  
26 • Fr. • INF/RHP



**Zach Luther**  
11 • Sr. • INF



**Will Maddox**  
1 • So. • INF



**Jason Manis**  
32 • So. • C



**Eric Martin**  
45 • So. • RHP




**Jeff Moberg**  
6 • Fr. • INF/RHP



**Drake Owenby**  
28 • Fr. • LHP



**Michael Parrish**  
44 • Fr. • C



**Scott Price**  
5 • Jr. • INF



**Aaron Quillen**  
19 • Fr. • RHP



**Dalton Saberhagen**  
31 • Jr. • LHP



**A.J. Simcox**  
10 • Fr. • INF



**Taylor Smart**  
2 • Jr. • INF



**Christin Stewart**  
20 • Fr. • OF



**Blake Thomas**  
29 • Jr.-RS • RHP



**Vance Vizcaino**  
8 • Fr. • INF/OF



**Nick Williams**  
34 • Jr. • RHP



**Parker Wormsley**  
4 • So. • INF



**Dave Serrano**  
12 • Head Coach



**Greg Bergeron**  
9 • Associate HC



**Bill Mosiello**  
14 • Asst. Coach



**Tony Asaro**  
30 • Volunteer Asst.



**Gregg Wallis**  
Director of Ops



**Ethan Bannister**  
Student Assistant



**Andrew Busa**  
Manager



**Matt McCoy**  
Manager



**Hunter Mitchem**  
Manager



**Andy Yates**  
Student Assistant

