



FOOTBALL

# HILLTOPPERS

## 2016 GAME NOTES

@WKUFootball

/WKUFootball

WKUSports.com

@WKU\_Football

WKUSports

**Media Contact:** Kyle Neaves, Associate Athletic Director, Communications • Kyle.Neaves@wku.edu • (228) 424-6921 • @KyleNeavesWKU  
**Secondary Contact:** Bryan Fyalkowski, Assistant Director of Media Relations • Bryan.Fyalkowski@wku.edu • (412) 335-2675 • @fyalkowski

## GAME 4

### Vanderbilt

3:30 p.m. | Sept. 24, 2016 | Houchens-Smith Stadium (22,113)

**ON TV:** CBS Sports Network  
**Play-by-Play:** John Sadak  
**Analyst:** Randy Cross  
**Sideline:** Taylor Rooks

**RADIO:** WKU  
**Play-by-Play:** Randy Lee  
**Analyst:** Leo Peckenpaugh  
**Sideline:** Terry Obee

Hilltopper IMG Sports Network: 105.3 FM/1450 AM

**Internet Radio:** WKUSports.tv and Tuneln app  
**Live Stats:** MiamiRedHawks.com

#### (- /RV) WKU HILLTOPPERS (2-1)

DATE	OPPONENT	TIME	TV/RESULT
<b>September</b>			
1	Rice*	7 p.m.	W, 46-14
10	at (1/1) Alabama	2:30 p.m.	L, 10-38
17	at Miami (Ohio)	2:30 p.m.	W, 31-24
24	Vanderbilt	3:30 p.m.	CBSSN
<b>October</b>			
1	Houston Baptist	6 p.m.	WKUSports.tv
6	at LA Tech*	7 p.m.	CBSSN
15	at Middle Tennessee*	1:30 p.m.	ESPN 3
22	Old Dominion* (HC)	6 p.m.	ASN
29	at Florida Atlantic*	2:30 p.m.	ASN
<b>NOVEMBER</b>			
5	FIU*	4:30 p.m.	beIN
12	North Texas*	2:30 p.m.	ESPN 3
26	at Marshall*	TBA	ESPN TBA

#### VANDERBILT COMMODORES (1-2)

DATE	OPPONENT	TIME	TV/RESULT
<b>September</b>			
1	South Carolina*	7 p.m.	L, 10-13
10	Middle Tennessee	3 p.m.	W, 47-24
17	at Georgia Tech	11:30 a.m.	L, 7-38
24	at WKU	3:30 p.m.	CBSSN
<b>October</b>			
1	Florida*	TBA	TBA
8	at Kentucky*	TBA	TBA
15	at Georgia*	TBA	TBA
22	Tennessee State	TBA	TBA
<b>November</b>			
5	at Auburn*	TBA	TBA
12	at Mizzou*	TBA	TBA
19	Ole Miss*	TBA	TBA
26	Tennessee*	TBA	TBA



**WKU VS. VANDERBILT** ..... VU LEADS 3-1  
Jeff Brohm vs. Vanderbilt ..... 1-0  
Derek Mason vs. WKU ..... 0-1  
in Bowling Green ..... 0-0

### NOTING THE HILLTOPPERS

- WKU is in its 97th season of football and third under head coach Jeff Brohm, who became the school's 19th head coach on Jan. 10, 2014.
- WKU is one of the newest members of the FBS, entering just its eighth year as full members at this level.
- Since 2010, the Hilltoppers have had remarkable consistency at the quarterback position with just two opening day starters over those six seasons - Kawaun Jakes (2010-12) and Brandon Doughty (2013-15). Enter Mike White in 2016, who won the starting job this fall.
- Defensively, the Hilltoppers returned just four starters but a wealth of game experience. Of the 32 players on the defense who saw at least three games of action last year, 21 return for 2016. **More on Page 14**
- Wide receivers Taywan Taylor and Nicholas Norris - both on the Biletnikoff Watch List - are living up to their preseason hype so far. They are one of only two duos in the nation to each have 2,000 or more career receiving yards. **More on Page 15**
- WKU has reached bowl eligibility in five consecutive seasons and in five of seven years as an FBS school. It is the longest streak of bowl eligibility in Conference USA.
- WKU's current streak of 13 consecutive victories over C-USA opponents is the second-longest in league history (one shy of the record) and the longest active streak in the country. San Diego State has won 11-straight MWC games.
- In 2015, WKU became just the seventh team in C-USA's 20-year history to finish undefeated in conference play and the first team to go undefeated and win the conference championship.
- With a win at Miami last week, head coach Jeff Brohm's career record of 22-8 is tied for the second-best record through 30 games of any head coach on The Hill since World War II. Brohm and David Elson both started 22-8 (.733) while legendary coach Jimmy Feix began 21-6-3 (.750).

### NOTING THE GAME

- Saturday's game marks the first time WKU has hosted a member of the Southeastern Conference in Bowling Green. The Hilltoppers have served as the home team twice against Kentucky, but those games were played in Nashville.
- Legendary Vanderbilt head coach Dan McGugin - namesake of Vanderbilt's athletic administration building - would ride the train from Nashville to Bowling Green three days a week to coach the very first football squad at Southern Normal School, now WKU, in 1905.
- WKU has won 11 consecutive home games, the fifth-longest active streak in the nation. The Hilltoppers are 12-1 all-time at home under Jeff Brohm.
- All-time, WKU is 3-16 against the SEC, but since 2012, the Hilltoppers are 3-4 against the league with every game coming away from home. Those four losses were at No. 1 Alabama (2012 and 2016), at Tennessee (2013), and at No. 5 LSU (2015).

### WHERE TO FIND IT

#### GENERAL

Media Information .....	2
Weekly Schedule.....	2
Jeff Brohm .....	8
Brohm's Influences .....	10
Brohm Superlatives.....	9-10
National Polls.....	11
C-USA Standings.....	12
WKU Rosters .....	17-18
What Returns.....	18-19
Game Recaps.....	26-28
Opponent Schedules .....	31
Med. Center Indoor.....	32

#### ON THE GAME

Game Center .....	3
Depth Chart .....	7
Assistant Coaches.....	7
Record Breakdown.....	9

#### NOTEBOOK

Depth Chart Notes .....	4-6
Schedule Notes .....	6
2016 Notebook.....	11-16
Rule Changes .....	16
Quick Hits .....	13
Start Chart .....	15
Game Notables.....	20
The Last Time .....	23-24
Career Records.....	29-30

#### STATISTICS

Opening Drives.....	19
Position/Game Starts.....	20
Explosive Plays.....	21
Turnovers/Big Plays.....	22
Drive Summaries.....	25
2016 Stat Packet.....	33

### NUMBERS TO WATCH

# 100

True freshman Quinton Baker's 100-yard day at Miami was the 1st for a true freshman since Leon Allen ran for 132 in 2012 vs. Southern Miss.

# 61

With 61 receiving yards, WR Nicholas Norris could move to fourth place in career receiving yards.

# 39.8

KR Kylen Towner is third nationally with a 39.8 yard per kick return average under new special teams coach Tony Levine - 7.6 yards ahead of the WKU season record.

## Media **INFORMATION**

**WORKING CREDENTIALS:** To request credentials, contact the Media Relations office. All requests should be made as early as possible and should be limited to working press only. Working space in the Houchens-Smith Stadium press box is limited and a photo work room is available on the ground level for credentialed photographers.

**MEDIA WILL-CALL:** If not received by mail, credentials may be picked up at the media "Will Call" table, located next to the press box elevators on the lower level of the east side of the stadium between gates 4 and 5. Please be mindful that parking passes cannot be picked up at will-call and must be received prior to gameday.

**PHOTOGRAPHERS:** Credentials for photographers will be issued on the basis of circulation, with priority granted to agencies covering the participating schools on a regular basis. Per NCAA rules, images or likeness of current student-athletes may not be sold, distributed or used for commercial purposes.

**SIDELINE ACCESS:** Excluding select portions of the game, media sideline access is reserved for photographers/ videographers. Credentialed photographers/videographers who arrive on the sideline without proper equipment will be removed from the sideline. Credentials must be worn at all times on the sideline. When on the sideline, media must remain outside the bench area. This includes during pre-game activities.

**RECRUITS:** Per NCAA rule, media are not permitted to have contact with a prospect or family members of a prospect during their visit (official or unofficial) to campus, including prospects in attendance at practice or games. Contact includes in-person conversations, phone calls, text messages, e-mails, etc. Media are also asked to make every effort to keep distance from prospects on campus, including at practice, during pre-game activities on the sidelines and in the stands.

**GAMEDAY SERVICES:** Members of the media covering WKU will be provided with pregame notes for both teams, a game program and a flipcard. Statistics and a running play-by-play will be handed out after each quarter. Approximately 30 minutes following the completion of the game, a final statistical book, including complete team and individual stats, running play-by-play and postgame quotes from players and coaches, will be available. The first run of books will be given directly to the visiting SID to allow for easy departure with their team.

**POSTGAME INTERVIEWS:** For home games, Coach Jeff Brohm and select student-athletes will hold a postgame news conference with the media in the team meeting room of Harbaugh Hall. Athletics Media Relations office representatives will be available to assist in postgame interviews. A member of the AMR staff will accompany members of the press wishing to go to the sidelines, beginning with five minutes remaining in the final quarter.

**PRACTICES:** WKU will begin practice at 4 p.m. on a normal game week every Tuesday through Friday. WKU football practices are open to media Tuesday and Wednesday for periods 1 through 4. Video is permitted for individual drills only during the open periods, although media may be alerted of other portions that are not available for video. Requests for players and assistants should be made by 11 a.m. on the day of practice.

### MEDIA RELATIONS

**Kyle Neaves** **Associate A.D./Communications**  
 Kyle.Neaves@wku.edu Cell: (228) 424-6921  
 Primary Football Contact Office: (270) 745-3756

**Bryan Fyalkowski** **Assistant Media Relations Dir.**  
 Bryan.Fyalkowski@wku.edu Cell: (412) 335-2675  
 Secondary Football/Players Contact

**Zach Greenwell** **Associate Media Relations Dir.**  
 Zachary.Greenwell@wku.edu

**Jessica Leifheit** **Assistant Media Relations Dir.**  
 Jessica.Leifheit@wku.edu

**Currie McFayden** **Assistant Media Relations Dir.**  
 Currie.McFayden@wku.edu

**Lance Dozier** **Media Relations Assistant**  
 Lance.Dozier962@topper.wku.edu

**Paul Just** **Sports Information Director Emeritus**  
 Paul.Just@wku.edu

**Mailing Address:**  
 Athletic Media Relations  
 E.A. Diddle Arena Room 1454  
 1605 Avenue of Champions  
 Bowling Green, KY 42101

### WEEKLY PRESS CONFERENCE

Coach Jeff Brohm will hold his weekly press conference each Monday during a game week at 11:30 a.m. in the Paul Just Media Room inside Diddle Arena. A pair of players will also be available for interviews.

Both Coach Brohm and the players will be available for out-of-town media during a weekly teleconference which coincides with the press conference. The call-in number for the press conference can be obtained by contacting Kyle Neaves at Kyle.Neaves@wku.edu. This will also serve as Coach Brohm's availability to all non-local media.

### COLLEGEPRESSBOX.COM

CollegePressBox.com is the official media website for Division I football. Access and download weekly game notes, quotes, statistics, media guides, headshots, logos and more for each conference and its member schools. Login information will be distributed to accredited media or you can apply for a password by sending an e-mail to password@collegepressbox.com.

## VANDERBILT WEEK

**11**  
**SUNDAY**

**Practice**  
 Closed

**12**  
**MONDAY**

**Press Conference**  
 Jeff Brohm and select players available in the Just Media Room - 11:30 a.m.

**13**  
**TUESDAY**

**Practice**  
 4-6 p.m.  
 (Open for first four periods)  
  
 Offensive coaches and players available following practice.

**14**  
**WEDNESDAY**

**Practice**  
 4-5:30 p.m.  
 (Open for first four periods)  
  
 Defensive coaches and players available following practice.

**15**  
**THURSDAY**

**Practice**  
 4-5:30 p.m.  
 (Closed)  
  
 Jeff Brohm available following practice.

**16**  
**FRIDAY**

**Travel Day**

**17**  
**SATURDAY**

**Game 4**  
 Vanderbilt  
 Kick - 3:30 p.m. CT  
 CBSSN  
  
**Post Game**  
 Coach Brohm and select players available.

LAST MEETING

Sept. 3, 2015 • Vanderbilt Stadium • Nashville, Tenn. • 30,307



WKU	14
VANDERBILT	12

**NASHVILLE, Tenn. (AP)** -- Joe Brown stopped Nathan Marcus a yard shy of the goal line on a two-point conversion attempt with 33 seconds left to preserve Western Kentucky's 14-12 victory over Vanderbilt on Thursday night.

Brown made an open-field tackle after Marcus caught Johnny McCrary's pass on the conversion attempt. Vanderbilt had cut the lead to 14-12 when McCrary threw a 2-yard touchdown pass to Trent Sheffield on fourth-and-goal. Vanderbilt recovered the ensuing onside kick but touched the ball before it traveled the necessary 10 yards.

Leon Allen had a 4-yard touchdown run and Tyler Higbee caught a 9-yard touchdown pass for Western Kentucky. Higbee set up Allen's score with a 65-yard reception. Tommy Openshaw kicked field goals of 49 and 26-yards for Vanderbilt.

Vanderbilt had three scoreless trips inside Western Kentucky's 10-yard line. McCrary had two passes intercepted in the end zone, and Openshaw missed a 28-yard field goal after a low snap. The Commodores had to settle for a field goal on another trip inside the 10 when Marcus dropped a pass in the right corner of the end zone.

Western Kentucky has won six straight games in a streak that began last November. Vanderbilt was seeking to turn things around after going 3-9 last year in Derek Mason's debut season as coach.

Quarter Breakdown

	1	2	3	4	OT	Total
WKU	0	0	7	7	-	14
Vanderbilt	0	3	0	9	-	12

Scoring Summary

2nd 1:42 - VANDY	Tommy Openshaw 49-yard field goal, 7-29   2:58
3rd 1:00 - WKU	Leon Allen 4-yard rush (Schwettman kick), 2-69   0:28
4th 12:34 - VANDY	Tomm Openshaw 26-yard field goal, 9-52   3:19
8:38 - WKU	Higbee 9-yard pass from Doughty (Schwettman kick), 9-70   3:50
0:33 - VANDY	Sheffield 2-yard pass from McCrary (McCrary pass failed), 12-77   2:05

	WKU	VANDY
First Downs	11	20
Rushes - Net Yards	23-37	42-176
Rushing Touchdowns	1	0
Yards Passing	209	217
Completions-Attempts-Int	19-30-0	18-34-2
Total Plays - Total Offense	53-246	76-393
Fumbles: Number-Lost	2-0	2-1
Penalties: Number-Yards	9-70	5-48
Punts - Avg.	10-37.7	5-44.0
Time of Possession	23:21	36:39
Third-Down Conversions	2-of-11	7-of-18
Fourth-Down Conversions	0-of-0	2-of-3

**RUSHING: WKU** -- Leon Allen 15-56-1, D'Andre Ferby 2-14, TEAM 1-(-1), Brandon Doughty 5-(-32)  
**VANDY** -- Ralph Webb 18-70, Johnny McCrary 8-66, Dallas Rivers 11-26, Darrius Sims 4-15, TEAM 1-(-1)

**PASSING: WKU** -- Brandon Doughty 19-30-209-0 **VANDY** -- Johnny McCrary 18-34-217-2

**RECEIVING: WKU** -- Tyler Higbee 4-102-1, Taywan Taylor 3-40, Antwane Grant 5-29, Leon Allen 4-19, Nicholas Norris 3-19 **VANDY** -- Trent Sheffield 4-63-1, Kris Kentera 2-48, Ralph Webb 3-27, Caleb Scott 1-23, DeAndre Woods 2-20, Steven Scheu 2-12, Dallas Rivers 1-12, Darrius Sims 2-10, Latevius Rayford 1-2

QUICK FACTS

	WKU	VANDY
Location	Bowling Green, Ky.	Nashville, Tenn.
Founded	1906	1809
Enrollment	20,178	12,605
Nickname	Hilltoppers	Commodores
Colors	Red and White	Black and Varsity Gold
Conference	Conference USA	Southeastern (SEC)
Stadium Capacity	22,113	39,790
Lettermen Ret/Lost	55/21	55/17
2015 Record	12-2	4-8
2015 Conf. Record	8-0	2-6
2015 Conf. Finish	1st, East	t-4th, East

TEAM COMPARISON

2016 STATS

	WKU	VANDY
Scoring Offense Per Game	29.0	21.3
Scoring Defense Per Game	25.3	25.0
Rushing Yards Per Game	85.3	161.7
Rushing Defense Per Game	104.7	168.7
Passing Yards Per Game	345.3	125.3
Passing Defense Per Game	292.0	269.3
Total Offense Per Game	430.7	287.0
Total Defense Per Game	396.7	438.0
Int. Thrown/Opp. Int. Thrown	3/2	1/2
Sacks by/Allowed	9/5	2/4
Third Down Off./Def.	30%/43%	30%/48%
Red Zone Off./Def.	77%/80%	100%/64%
Kickoff Return Avg.	34.3	24.6
Punt Return Avg.	10.2	4.4
Fum. Lost/Gained	2/2	1/3
Penalties/Yds. Per Game	6.3/72	4.7/39.3
Field Goals	5-7	2-3

NCAA RANKING COMPARISON

2016 RANKINGS

	WKU	VANDY
Scoring Offense	t-76	105
Scoring Defense	69	t-64
First Downs Offense	t-98	t-108
First Downs Defense	t-92	t-71
Rushing Offense	123	t-79
Rushing Defense	31	89
Passing Offense	14	125
Passing Defense	116	103
Total Offense	59	124
Total Defense	75	101
Sacks	t-24	t-112
Sacks Allowed	t-48	t-37
Turnover Margin	t-76	t-21
Third Down Offense	110	109
Third Down Defense	t-95	117
Red Zone Offense	t-94	t-1
Red Zone Defense	t-46	t-11
Kickoff Return Avg.	4	29
Punt Return Avg.	43	91

SERIES BREAKDOWN

Vanderbilt leads, 3-1  
in Bowling Green, 0-0

Series History

SCORE	W/L	DATE	HOST
6-52	L	9-28-31	VANDY
0-26	L	10-8-32	VANDY
0-12	L	10-1-38	VANDY
14-12	W	9-3-15	VANDY

# Depth Chart NOTES

<b>QB</b>		<b>#14 Mike White</b> 6-4, 215, r-Jr., Fort Lauderdale, Fla.	<ul style="list-style-type: none"> <li>Ranks 17th in the nation in both yards per game (306.7) and passer rating (167.19)</li> <li>Tied for 4th in the country in 25+ yard plays (13) and ranks 5th in yards per attempt (10.7)</li> <li>Won C-USA Offensive PotW, with Manning Award and Davey O'Brien recognition in Week 1</li> <li>Made five starts as a true freshman for USF in 2013 and 10 games in 2014 as a sophomore</li> <li>Played most of the 2nd half at #1 Alabama, completed 7-10 passes for 55 yards</li> <li>Transferred to WKU over the summer after spending the last 2 seasons at Louisville</li> <li>Played in 5 games for Penn State in 2013, going 10-for-15 for 155 yards and 1 TD</li> </ul>	<table border="1"> <thead> <tr> <th>Year</th> <th>GP/GS</th> <th>Cmp.</th> <th>Att.</th> <th>Pct.</th> <th>Yds.</th> <th>TD/INT</th> </tr> </thead> <tbody> <tr> <td>2016</td> <td>3/3</td> <td>54</td> <td>86</td> <td>62.8</td> <td>920</td> <td>5/2</td> </tr> <tr> <td><b>Career</b></td> <td><b>20/18</b></td> <td><b>269</b></td> <td><b>503</b></td> <td><b>53.5</b></td> <td><b>3642</b></td> <td><b>16/18</b></td> </tr> <tr> <td><b>Car. Highs:</b></td> <td><b>26</b></td> <td><b>41</b></td> <td><b>80.6</b></td> <td><b>517</b></td> <td><b>3/4</b></td> <td></td> </tr> </tbody> </table>	Year	GP/GS	Cmp.	Att.	Pct.	Yds.	TD/INT	2016	3/3	54	86	62.8	920	5/2	<b>Career</b>	<b>20/18</b>	<b>269</b>	<b>503</b>	<b>53.5</b>	<b>3642</b>	<b>16/18</b>	<b>Car. Highs:</b>	<b>26</b>	<b>41</b>	<b>80.6</b>	<b>517</b>	<b>3/4</b>	
		Year	GP/GS	Cmp.	Att.	Pct.	Yds.	TD/INT																								
2016	3/3	54	86	62.8	920	5/2																										
<b>Career</b>	<b>20/18</b>	<b>269</b>	<b>503</b>	<b>53.5</b>	<b>3642</b>	<b>16/18</b>																										
<b>Car. Highs:</b>	<b>26</b>	<b>41</b>	<b>80.6</b>	<b>517</b>	<b>3/4</b>																											
<b>#7 Tyler Ferguson</b> 6-4, 225, GS, Bakersfield, Calif.	<ul style="list-style-type: none"> <li>Had 58 yards and 2 TD on 15 carries vs. Rice, his 5th-career multiple TD effort</li> <li>Became WKU's 6th-consecutive 1,000-yard rusher in 2015, tallying 1,091 yards and 9 TD</li> <li>Averaged 7.04 yards per carry in 2015, the 5th-best average in C-USA history</li> <li>2015 All-C-USA Second Team and 2016 Preseason All-C-USA and 2016 Doak Walker Watch List</li> </ul>	<table border="1"> <thead> <tr> <th>Year</th> <th>GP/GS</th> <th>Cmp.</th> <th>Att.</th> <th>Pct.</th> <th>Yds.</th> <th>TD/INT</th> </tr> </thead> <tbody> <tr> <td>2016</td> <td>2/0</td> <td>8</td> <td>13</td> <td>61.5</td> <td>90</td> <td>0/0</td> </tr> <tr> <td><b>Car. Highs:</b></td> <td><b>7</b></td> <td><b>11</b></td> <td><b>70.0</b></td> <td><b>125</b></td> <td><b>1/0</b></td> <td></td> </tr> </tbody> </table>	Year	GP/GS	Cmp.	Att.	Pct.	Yds.	TD/INT	2016	2/0	8	13	61.5	90	0/0	<b>Car. Highs:</b>	<b>7</b>	<b>11</b>	<b>70.0</b>	<b>125</b>	<b>1/0</b>										
Year	GP/GS	Cmp.	Att.	Pct.	Yds.	TD/INT																										
2016	2/0	8	13	61.5	90	0/0																										
<b>Car. Highs:</b>	<b>7</b>	<b>11</b>	<b>70.0</b>	<b>125</b>	<b>1/0</b>																											
<b>RB</b>		<b>#20 Anthony Wales</b> 5-10, 195, r-Sr., Louisville, Ky.	<ul style="list-style-type: none"> <li>Had 58 yards and 2 TD on 15 carries vs. Rice, his 5th-career multiple TD effort</li> <li>Became WKU's 6th-consecutive 1,000-yard rusher in 2015, tallying 1,091 yards and 9 TD</li> <li>Averaged 7.04 yards per carry in 2015, the 5th-best average in C-USA history</li> <li>2015 All-C-USA Second Team and 2016 Preseason All-C-USA and 2016 Doak Walker Watch List</li> </ul>	<table border="1"> <thead> <tr> <th>Year</th> <th>GP/GS</th> <th>Rush</th> <th>Yds.</th> <th>Avg.</th> <th>TD</th> <th>Long</th> </tr> </thead> <tbody> <tr> <td>2016</td> <td>2/2</td> <td>26</td> <td>102</td> <td>3.9</td> <td>2</td> <td>17</td> </tr> <tr> <td><b>Career</b></td> <td><b>36/9</b></td> <td><b>280</b></td> <td><b>1823</b></td> <td><b>6.5</b></td> <td><b>18</b></td> <td><b>75</b></td> </tr> <tr> <td><b>Car. Highs:</b></td> <td><b>24</b></td> <td><b>193</b></td> <td><b>11.6</b></td> <td><b>4</b></td> <td><b>75</b></td> <td></td> </tr> </tbody> </table>	Year	GP/GS	Rush	Yds.	Avg.	TD	Long	2016	2/2	26	102	3.9	2	17	<b>Career</b>	<b>36/9</b>	<b>280</b>	<b>1823</b>	<b>6.5</b>	<b>18</b>	<b>75</b>	<b>Car. Highs:</b>	<b>24</b>	<b>193</b>	<b>11.6</b>	<b>4</b>	<b>75</b>	
		Year	GP/GS	Rush	Yds.	Avg.	TD	Long																								
2016	2/2	26	102	3.9	2	17																										
<b>Career</b>	<b>36/9</b>	<b>280</b>	<b>1823</b>	<b>6.5</b>	<b>18</b>	<b>75</b>																										
<b>Car. Highs:</b>	<b>24</b>	<b>193</b>	<b>11.6</b>	<b>4</b>	<b>75</b>																											
<b>#32 D'Andre Ferby</b> 6-1, 240, r-So., Nashville, Tenn.	<ul style="list-style-type: none"> <li>Thunder to WKU's one-two punch at RB in 2015, registering 650 yards and 11 touchdowns on 164 carries</li> <li>His 11 trips to the end zone were the third-most among freshman running backs in the country</li> <li>2015 C-USA All-Freshman selection and 2016 Doak Walker Watch List member</li> </ul>	<table border="1"> <thead> <tr> <th>Year</th> <th>GP/GS</th> <th>Rush</th> <th>Yds.</th> <th>Avg.</th> <th>TD</th> <th>Long</th> </tr> </thead> <tbody> <tr> <td>2016</td> <td>1/0</td> <td>1</td> <td>1.0</td> <td>0</td> <td>1</td> <td>54</td> </tr> <tr> <td><b>Car. Highs:</b></td> <td><b>22</b></td> <td><b>115</b></td> <td><b>7.7</b></td> <td><b>3</b></td> <td><b>35</b></td> <td></td> </tr> </tbody> </table>	Year	GP/GS	Rush	Yds.	Avg.	TD	Long	2016	1/0	1	1.0	0	1	54	<b>Car. Highs:</b>	<b>22</b>	<b>115</b>	<b>7.7</b>	<b>3</b>	<b>35</b>										
Year	GP/GS	Rush	Yds.	Avg.	TD	Long																										
2016	1/0	1	1.0	0	1	54																										
<b>Car. Highs:</b>	<b>22</b>	<b>115</b>	<b>7.7</b>	<b>3</b>	<b>35</b>																											
<b>WR</b>		<b>#2 Taywan Taylor</b> 6-1, 195, Sr., Louisville, Ky.	<ul style="list-style-type: none"> <li>With 344 yards so far this season, ranks 12th in the country in receiving thru Week 3</li> <li>Holds WKU records for catches (172), receiving yards (2,848) and receiving TD (25)</li> <li>Set single-season records for receiving yards (1,467), receptions (86) and TD grabs (17) in 2015</li> <li>2015 Biletnikoff Semifinalist and 2016 Biletnikoff and Maxwell Award Watch List</li> </ul>	<table border="1"> <thead> <tr> <th>Year</th> <th>GP/GS</th> <th>Rec</th> <th>Yds.</th> <th>Avg.</th> <th>TD</th> <th>Long</th> </tr> </thead> <tbody> <tr> <td>2016</td> <td>3/3</td> <td>26</td> <td>102</td> <td>3.9</td> <td>2</td> <td>59</td> </tr> <tr> <td><b>Career</b></td> <td><b>41/22</b></td> <td><b>172</b></td> <td><b>2848</b></td> <td><b>16.6</b></td> <td><b>25</b></td> <td><b>78</b></td> </tr> <tr> <td><b>Car. Highs:</b></td> <td><b>12</b></td> <td><b>196</b></td> <td><b>-</b></td> <td><b>3</b></td> <td><b>78</b></td> <td></td> </tr> </tbody> </table>	Year	GP/GS	Rec	Yds.	Avg.	TD	Long	2016	3/3	26	102	3.9	2	59	<b>Career</b>	<b>41/22</b>	<b>172</b>	<b>2848</b>	<b>16.6</b>	<b>25</b>	<b>78</b>	<b>Car. Highs:</b>	<b>12</b>	<b>196</b>	<b>-</b>	<b>3</b>	<b>78</b>	
		Year	GP/GS	Rec	Yds.	Avg.	TD	Long																								
2016	3/3	26	102	3.9	2	59																										
<b>Career</b>	<b>41/22</b>	<b>172</b>	<b>2848</b>	<b>16.6</b>	<b>25</b>	<b>78</b>																										
<b>Car. Highs:</b>	<b>12</b>	<b>196</b>	<b>-</b>	<b>3</b>	<b>78</b>																											
<b>#11 Lucky Jackson</b> 6-1, 185, r-Fr., Lexington, Ky.	<ul style="list-style-type: none"> <li>Had a career-high 2 catches at #1 Alabama, including the team's lone TD in the 4th quarter</li> <li>Made his first career catch, a 54-yarder from White, in the 2nd quarter vs. Rice</li> <li>Named District 8 Player of the Year after tallying 49 receptions, 1,018 yards and 14 TDs as a senior</li> </ul>	<table border="1"> <thead> <tr> <th>Year</th> <th>GP/GS</th> <th>Rec.</th> <th>Yds.</th> <th>Avg.</th> <th>TD</th> <th>Long</th> </tr> </thead> <tbody> <tr> <td>2016</td> <td>3/0</td> <td>3</td> <td>99</td> <td>33.3</td> <td>1</td> <td>54</td> </tr> <tr> <td><b>Car. Highs:</b></td> <td><b>2</b></td> <td><b>54</b></td> <td><b>-</b></td> <td><b>1</b></td> <td><b>54</b></td> <td></td> </tr> </tbody> </table>	Year	GP/GS	Rec.	Yds.	Avg.	TD	Long	2016	3/0	3	99	33.3	1	54	<b>Car. Highs:</b>	<b>2</b>	<b>54</b>	<b>-</b>	<b>1</b>	<b>54</b>										
Year	GP/GS	Rec.	Yds.	Avg.	TD	Long																										
2016	3/0	3	99	33.3	1	54																										
<b>Car. Highs:</b>	<b>2</b>	<b>54</b>	<b>-</b>	<b>1</b>	<b>54</b>																											
<b>WR</b>		<b>#15 Nicholas Norris</b> 5-9, 175, Sr., Miami, Fla.	<ul style="list-style-type: none"> <li>Set career highs with 11 catches and 187 receiving yards at Miami (Ohio) in Week 3</li> <li>With 354 yards so far this season, ranks 8th in the country in receiving thru Week 3</li> <li>His 87-yard TD catch vs. Rice in Week 1 is tied for the 4th-longest reception so far this season</li> <li>Posted three 100-yard receiving games in 2015 against MTSU, ODU and in the Miami Beach Bowl</li> </ul>	<table border="1"> <thead> <tr> <th>Year</th> <th>GP/GS</th> <th>Rec</th> <th>Yds.</th> <th>Avg.</th> <th>TD</th> <th>Long</th> </tr> </thead> <tbody> <tr> <td>2016</td> <td>3/2</td> <td>20</td> <td>354</td> <td>17.7</td> <td>3</td> <td>87</td> </tr> <tr> <td><b>Career</b></td> <td><b>42/20</b></td> <td><b>138</b></td> <td><b>2127</b></td> <td><b>15.4</b></td> <td><b>15</b></td> <td><b>87</b></td> </tr> <tr> <td><b>Car. Highs:</b></td> <td><b>11</b></td> <td><b>187</b></td> <td><b>-</b></td> <td><b>2</b></td> <td><b>87</b></td> <td></td> </tr> </tbody> </table>	Year	GP/GS	Rec	Yds.	Avg.	TD	Long	2016	3/2	20	354	17.7	3	87	<b>Career</b>	<b>42/20</b>	<b>138</b>	<b>2127</b>	<b>15.4</b>	<b>15</b>	<b>87</b>	<b>Car. Highs:</b>	<b>11</b>	<b>187</b>	<b>-</b>	<b>2</b>	<b>87</b>	
		Year	GP/GS	Rec	Yds.	Avg.	TD	Long																								
2016	3/2	20	354	17.7	3	87																										
<b>Career</b>	<b>42/20</b>	<b>138</b>	<b>2127</b>	<b>15.4</b>	<b>15</b>	<b>87</b>																										
<b>Car. Highs:</b>	<b>11</b>	<b>187</b>	<b>-</b>	<b>2</b>	<b>87</b>																											
<b>#81 Kylen Towner</b> 5-8, 175, r-Jr., Mobile, Ala.	<ul style="list-style-type: none"> <li>Made his first career catch, a 17-yarder from White, in the third quarter vs. Rice</li> <li>Had returns of 54 and 45 yards in the season opener vs. Rice, 3 for 111 overall</li> <li>Had a 98-yard KR for TD against LA Tech in 2015, the 6th-longest in school history</li> <li>2015 All-C-USA (KR) and 2016 Preseason All-C-USA (KR) selection</li> </ul>	<table border="1"> <thead> <tr> <th>Year</th> <th>GP/GS</th> <th>Rec.</th> <th>Yds.</th> <th>Avg.</th> <th>TD</th> <th>Long</th> </tr> </thead> <tbody> <tr> <td>2016</td> <td>3/0</td> <td>1</td> <td>17</td> <td>17.0</td> <td>0</td> <td>17</td> </tr> <tr> <td><b>Car. Highs:</b></td> <td><b>1</b></td> <td><b>17</b></td> <td><b>-</b></td> <td><b>0</b></td> <td><b>17</b></td> <td></td> </tr> </tbody> </table>	Year	GP/GS	Rec.	Yds.	Avg.	TD	Long	2016	3/0	1	17	17.0	0	17	<b>Car. Highs:</b>	<b>1</b>	<b>17</b>	<b>-</b>	<b>0</b>	<b>17</b>										
Year	GP/GS	Rec.	Yds.	Avg.	TD	Long																										
2016	3/0	1	17	17.0	0	17																										
<b>Car. Highs:</b>	<b>1</b>	<b>17</b>	<b>-</b>	<b>0</b>	<b>17</b>																											
<b>WR</b>		<b>#1 Nacarius Fant</b> 5-9, 185, Jr., Bowling Green, Ky.	<ul style="list-style-type: none"> <li>Caught his 1st-career TD pass, a 6-yarder from White, in the 2nd quarter vs. Rice</li> <li>Only player to record a statistic rushing, passing, receiving and returning punts and kickoffs last season</li> <li>Went 2-for-3 for 76 yards passing with 2 TD, one to Taylor and one to Doughty</li> <li>Three-time 5A state champion at Bowling Green HS and the 2013 Kentucky Mr. Football</li> </ul>	<table border="1"> <thead> <tr> <th>Year</th> <th>GP/GS</th> <th>Rec</th> <th>Yds.</th> <th>Avg.</th> <th>TD</th> <th>Long</th> </tr> </thead> <tbody> <tr> <td>2016</td> <td>3/3</td> <td>5</td> <td>44</td> <td>8.8</td> <td>1</td> <td>16</td> </tr> <tr> <td><b>Career</b></td> <td><b>20/3</b></td> <td><b>19</b></td> <td><b>206</b></td> <td><b>10.8</b></td> <td><b>1</b></td> <td><b>30</b></td> </tr> <tr> <td><b>Car. Highs:</b></td> <td><b>5</b></td> <td><b>58</b></td> <td><b>-</b></td> <td><b>1</b></td> <td><b>30</b></td> <td></td> </tr> </tbody> </table>	Year	GP/GS	Rec	Yds.	Avg.	TD	Long	2016	3/3	5	44	8.8	1	16	<b>Career</b>	<b>20/3</b>	<b>19</b>	<b>206</b>	<b>10.8</b>	<b>1</b>	<b>30</b>	<b>Car. Highs:</b>	<b>5</b>	<b>58</b>	<b>-</b>	<b>1</b>	<b>30</b>	
		Year	GP/GS	Rec	Yds.	Avg.	TD	Long																								
2016	3/3	5	44	8.8	1	16																										
<b>Career</b>	<b>20/3</b>	<b>19</b>	<b>206</b>	<b>10.8</b>	<b>1</b>	<b>30</b>																										
<b>Car. Highs:</b>	<b>5</b>	<b>58</b>	<b>-</b>	<b>1</b>	<b>30</b>																											
<b>#13 Will Bush</b> 5-11, 195, r-So., Louisville, Ky.	<ul style="list-style-type: none"> <li>Caught a career-long 35-yard pass from Tyler Ferguson in the fourth quarter vs. Rice</li> <li>Scored his first-ever TD on a 9-yard rush at FIU and added another 9-yard carry at Rice in 2015</li> <li>Placed 13th at the 2014 C-USA Indoor Championships in the 60-meter dash</li> </ul>	<table border="1"> <thead> <tr> <th>Year</th> <th>GP/GS</th> <th>Rec.</th> <th>Yds.</th> <th>Avg.</th> <th>TD</th> <th>Long</th> </tr> </thead> <tbody> <tr> <td>2016</td> <td>1/0</td> <td>1</td> <td>35</td> <td>35.0</td> <td>0</td> <td>35</td> </tr> <tr> <td><b>Car. Highs:</b></td> <td><b>1</b></td> <td><b>35</b></td> <td><b>-</b></td> <td><b>0</b></td> <td><b>35</b></td> <td></td> </tr> </tbody> </table>	Year	GP/GS	Rec.	Yds.	Avg.	TD	Long	2016	1/0	1	35	35.0	0	35	<b>Car. Highs:</b>	<b>1</b>	<b>35</b>	<b>-</b>	<b>0</b>	<b>35</b>										
Year	GP/GS	Rec.	Yds.	Avg.	TD	Long																										
2016	1/0	1	35	35.0	0	35																										
<b>Car. Highs:</b>	<b>1</b>	<b>35</b>	<b>-</b>	<b>0</b>	<b>35</b>																											
<b>TE</b>		<b>#18 Shaquille Johnson</b> 6-4, 235, Sr., Lake City, Fla.	<ul style="list-style-type: none"> <li>Made his 1st career reception (35-yards) on a flea flicker to set up WKU's first TD vs. Rice</li> <li>Has 1 reception in each of the team's first 3 games, the first 3 catches of his career</li> <li>Flipped between tight end and linebacker over the course of the year in 2014</li> <li>Caught 15 passes for 215 yards in his senior season with Columbia High School</li> </ul>	<table border="1"> <thead> <tr> <th>Year</th> <th>GP/GS</th> <th>Rec</th> <th>Yds.</th> <th>Avg.</th> <th>TD</th> <th>Long</th> </tr> </thead> <tbody> <tr> <td>2016</td> <td>3/3</td> <td>3</td> <td>55</td> <td>18.3</td> <td>0</td> <td>35</td> </tr> <tr> <td><b>Career</b></td> <td><b>41/3</b></td> <td><b>3</b></td> <td><b>55</b></td> <td><b>18.3</b></td> <td><b>0</b></td> <td><b>35</b></td> </tr> <tr> <td><b>Car. Highs:</b></td> <td><b>1</b></td> <td><b>35</b></td> <td><b>-</b></td> <td><b>0</b></td> <td><b>35</b></td> <td></td> </tr> </tbody> </table>	Year	GP/GS	Rec	Yds.	Avg.	TD	Long	2016	3/3	3	55	18.3	0	35	<b>Career</b>	<b>41/3</b>	<b>3</b>	<b>55</b>	<b>18.3</b>	<b>0</b>	<b>35</b>	<b>Car. Highs:</b>	<b>1</b>	<b>35</b>	<b>-</b>	<b>0</b>	<b>35</b>	
		Year	GP/GS	Rec	Yds.	Avg.	TD	Long																								
2016	3/3	3	55	18.3	0	35																										
<b>Career</b>	<b>41/3</b>	<b>3</b>	<b>55</b>	<b>18.3</b>	<b>0</b>	<b>35</b>																										
<b>Car. Highs:</b>	<b>1</b>	<b>35</b>	<b>-</b>	<b>0</b>	<b>35</b>																											
<b>#89 Desmond Maxwell</b> 6-2, 250, r-Sr., Louisville, Ky.	<ul style="list-style-type: none"> <li>Has made appearances in all three games so far but has not recorded a reception</li> <li>Saw action in 13 games and started at H-Back in WKU's opening drive of the season at Vanderbilt</li> <li>Used as a blocking full back and protector on field goal units in 2015</li> </ul>	<table border="1"> <thead> <tr> <th>Year</th> <th>GP/GS</th> <th>Rec.</th> <th>Yds.</th> <th>Avg.</th> <th>TD</th> <th>Long</th> </tr> </thead> <tbody> <tr> <td>2016</td> <td>3/1</td> <td>-</td> <td>-</td> <td>-</td> <td>-</td> <td>-</td> </tr> <tr> <td><b>Car. Highs:</b></td> <td><b>-</b></td> <td><b>-</b></td> <td><b>-</b></td> <td><b>-</b></td> <td><b>-</b></td> <td><b>-</b></td> </tr> </tbody> </table>	Year	GP/GS	Rec.	Yds.	Avg.	TD	Long	2016	3/1	-	-	-	-	-	<b>Car. Highs:</b>	<b>-</b>	<b>-</b>	<b>-</b>	<b>-</b>	<b>-</b>	<b>-</b>									
Year	GP/GS	Rec.	Yds.	Avg.	TD	Long																										
2016	3/1	-	-	-	-	-																										
<b>Car. Highs:</b>	<b>-</b>	<b>-</b>	<b>-</b>	<b>-</b>	<b>-</b>	<b>-</b>																										
<b>LT</b>		<b>#76 Forrest Lamp</b> 6-4, 300, r-Sr., Venice, Fla.	<ul style="list-style-type: none"> <li>Has been WKU's starting left tackle for 39 consecutive games and has started every game of his Hilltopper career (42)</li> <li>Rated as the top offensive tackle from the Group of 5 leagues by ProFootballFocus.com in 2015</li> <li>Did not allow a sack and just 11 QB pressures last season while also anchoring a line that finished No. 19 nationally in sacks allowed</li> <li>2015 All-C-USA First Team and 2016 Preseason All-C-USA, Outland Trophy Watch List and Wuertel Trophy Watch List member</li> </ul>	<table border="1"> <thead> <tr> <th>Year</th> <th>GP/GS</th> </tr> </thead> <tbody> <tr> <td>2016</td> <td>3/3</td> </tr> <tr> <td>2015</td> <td>14/14</td> </tr> <tr> <td><b>Career</b></td> <td><b>42/42</b></td> </tr> </tbody> </table>	Year	GP/GS	2016	3/3	2015	14/14	<b>Career</b>	<b>42/42</b>																				
		Year	GP/GS																													
2016	3/3																															
2015	14/14																															
<b>Career</b>	<b>42/42</b>																															
<b>#69 Matt Nord</b> 6-6, 310, r-Jr., Louisville, Ky.	<ul style="list-style-type: none"> <li>Was in line to play a major role in WKU's line rotation in 2015 before a preseason injury forced him to redshirt</li> <li>Saw a majority of time in 2014 rotating with former RT Cameron Clemmons on a limited basis</li> <li>One of the rare true freshmen offensive line to see game action as he did in 2013</li> </ul>	<table border="1"> <thead> <tr> <th>Year</th> <th>GP/GS</th> </tr> </thead> <tbody> <tr> <td>2016</td> <td>3/0</td> </tr> <tr> <td><b>Career:</b></td> <td><b>20/0</b></td> </tr> </tbody> </table>	Year	GP/GS	2016	3/0	<b>Career:</b>	<b>20/0</b>																								
Year	GP/GS																															
2016	3/0																															
<b>Career:</b>	<b>20/0</b>																															
<b>LG</b>		<b>#51 Brandon Ray</b> 6-2, 285, r-Jr., Madison, Ala.	<ul style="list-style-type: none"> <li>Has been WKU's starting left guard for 30 consecutive games and has started every game of his Hilltopper career</li> <li>Was a part of the WKU offensive line during the Hilltoppers' 683 total yards at NT, fourth-most in single game in school history</li> <li>Became WKU's second Football Writer's Association of America Freshman All-American since 2011 in his debut season</li> <li>2014 FWA All-Freshman and C-USA All-Freshman Team and 2016 Preseason All-C-USA Second Team by Athlon</li> </ul>	<table border="1"> <thead> <tr> <th>Year</th> <th>GP/GS</th> </tr> </thead> <tbody> <tr> <td>2016</td> <td>3/3</td> </tr> <tr> <td>2015</td> <td>14/14</td> </tr> <tr> <td><b>Career</b></td> <td><b>30/30</b></td> </tr> </tbody> </table>	Year	GP/GS	2016	3/3	2015	14/14	<b>Career</b>	<b>30/30</b>																				
		Year	GP/GS																													
2016	3/3																															
2015	14/14																															
<b>Career</b>	<b>30/30</b>																															
<b>#63 Miles Pate</b> 6-3, 300, r-Fr., Suwanee, Ga.	<ul style="list-style-type: none"> <li>Redshirted his first season on The Hill</li> <li>Comes from a powerhouse Georgia 6A program in Peachtree Ridge that went to the state playoffs three of his four seasons</li> <li>A two-star prospect coming out of high school by 247Sports and Rivals</li> </ul>	<table border="1"> <thead> <tr> <th>Year</th> <th>GP/GS</th> </tr> </thead> <tbody> <tr> <td>2016</td> <td>-/-</td> </tr> <tr> <td><b>Career:</b></td> <td><b>-/-</b></td> </tr> </tbody> </table>	Year	GP/GS	2016	-/-	<b>Career:</b>	<b>-/-</b>																								
Year	GP/GS																															
2016	-/-																															
<b>Career:</b>	<b>-/-</b>																															
<b>C</b>		<b>#70 Max Halpin</b> 6-3, 295, r-Sr., Fort Mitchell, Ky.	<ul style="list-style-type: none"> <li>Returned from back injury in fine form in 2015, starting all 14 games at center for the Hilltoppers</li> <li>In Halpin's 32 games of action, the Hilltoppers have averaged 496 yards of total offense</li> <li>Helped pave the way for WKU's 6th-straight 1,000-yard rusher and the WKU's 3d-straight record breaker in passing and total offense</li> <li>Named to the Rimington Award Watch List in last two seasons</li> </ul>	<table border="1"> <thead> <tr> <th>Year</th> <th>GP/GS</th> </tr> </thead> <tbody> <tr> <td>2016</td> <td>3/3</td> </tr> <tr> <td>2015</td> <td>14/14</td> </tr> <tr> <td><b>Career</b></td> <td><b>32/27</b></td> </tr> </tbody> </table>	Year	GP/GS	2016	3/3	2015	14/14	<b>Career</b>	<b>32/27</b>																				
		Year	GP/GS																													
2016	3/3																															
2015	14/14																															
<b>Career</b>	<b>32/27</b>																															
<b>#64 Dennis Edwards</b> 6-1, 305, r-So., Snellville, Ga.	<ul style="list-style-type: none"> <li>Immediately assumed a starting role in WKU's offensive front, starting 12 games and appearing all 14 at right guard for the Tops</li> <li>Was a part of the WKU offensive line during the Hilltoppers' 683 total yards at NT, fourth-most in single game in school history</li> <li>Named to the 2015 Conference USA All-Freshman Team</li> </ul>	<table border="1"> <thead> <tr> <th>Year</th> <th>GP/GS</th> </tr> </thead> <tbody> <tr> <td>2016</td> <td>3/2</td> </tr> <tr> <td><b>Career:</b></td> <td><b>17/14</b></td> </tr> </tbody> </table>	Year	GP/GS	2016	3/2	<b>Career:</b>	<b>17/14</b>																								
Year	GP/GS																															
2016	3/2																															
<b>Career:</b>	<b>17/14</b>																															
<b>RG</b>		<b>#64 Dennis Edwards</b> 6-1, 305, r-So., Snellville, Ga.	<ul style="list-style-type: none"> <li>Immediately assumed a starting role in WKU's offensive front, starting 12 games and appearing all 14 at right guard for the Tops</li> <li>Was a part of the WKU offensive line during the Hilltoppers' 683 total yards at NT, fourth-most in single game in school history</li> <li>Named to the 2015 Conference USA All-Freshman Team</li> <li>Serves as WKU's backup center behind senior Max Halpin</li> </ul>	<table border="1"> <thead> <tr> <th>Year</th> <th>GP/GS</th> </tr> </thead> <tbody> <tr> <td>2016</td> <td>3/2</td> </tr> <tr> <td>2015</td> <td>14/12</td> </tr> <tr> <td><b>Career</b></td> <td><b>17/14</b></td> </tr> </tbody> </table>	Year	GP/GS	2016	3/2	2015	14/12	<b>Career</b>	<b>17/14</b>																				
		Year	GP/GS																													
2016	3/2																															
2015	14/12																															
<b>Career</b>	<b>17/14</b>																															
<b>#75 Jimmie Sims</b> 6-5, 290, r-Jr., New Orleans, La.	<ul style="list-style-type: none"> <li>Played in 12 games last season, primarily as a reserve tackle along the offensive line</li> <li>Used initially as a protector on field goal and extra-point units but saw his snaps increase at right tackle as season progressed</li> <li>Played in 9 contests in 2014 primarily as a protector on field goal and extra-point units and saw time on the defensive line late in year</li> </ul>	<table border="1"> <thead> <tr> <th>Year</th> <th>GP/GS</th> </tr> </thead> <tbody> <tr> <td>2016</td> <td>3/0</td> </tr> <tr> <td><b>Career:</b></td> <td><b>24/0</b></td> </tr> </tbody> </table>	Year	GP/GS	2016	3/0	<b>Career:</b>	<b>24/0</b>																								
Year	GP/GS																															
2016	3/0																															
<b>Career:</b>	<b>24/0</b>																															
<b>RT</b>		<b>#62 Darrell Williams</b> 6-6, 310, r-Sr., Dublin, Ga.	<ul style="list-style-type: none"> <li>Started in all 14 games at right tackle for the Hilltoppers in 2015, making it 24 straight starts</li> <li>Helped pave the way for WKU's sixth-straight 1,000-yard rusher and the WKU's third-straight record breaker in passing and total offense</li> <li>Bounced back from injury early in 2014 season to start 10 straight games at right guard, while also rotating in at right tackle</li> <li>Two-sport athlete at West Laurens High School as he lettered all four years in football and basketball</li> </ul>	<table border="1"> <thead> <tr> <th>Year</th> <th>GP/GS</th> </tr> </thead> <tbody> <tr> <td>2016</td> <td>3/3</td> </tr> <tr> <td>2015</td> <td>14/14</td> </tr> <tr> <td><b>Career</b></td> <td><b>35/30</b></td> </tr> </tbody> </table>	Year	GP/GS	2016	3/3	2015	14/14	<b>Career</b>	<b>35/30</b>																				
		Year	GP/GS																													
2016	3/3																															
2015	14/14																															
<b>Career</b>	<b>35/30</b>																															
<b>#68 Parker Howell</b> 6-5, 285, r-Fr., Nashville, Tenn.	<ul style="list-style-type: none"> <li>Redshirted his first season on The Hill and one of the higher rated prospects of the 2015 signing class</li> <li>Led his Christ Presbyterian Academy team to a perfect 15-0 record and TSSAA Class 3A Championship and Mr. Football Lineman honors</li> <li>Rated the No. 38 prospect in the state of Tennessee in the signing class of 2015</li> </ul>	<table border="1"> <thead> <tr> <th>Year</th> <th>GP/GS</th> </tr> </thead> <tbody> <tr> <td>2016</td> <td>1/0</td> </tr> <tr> <td><b>Career:</b></td> <td><b>1/0</b></td> </tr> </tbody> </table>	Year	GP/GS	2016	1/0	<b>Career:</b>	<b>1/0</b>																								
Year	GP/GS																															
2016	1/0																															
<b>Career:</b>	<b>1/0</b>																															

# Depth Chart NOTES

**DE**



**#42 Derik Overstreet**  
6-2, 255, Jr., Paducah, Ky

- Tied for fifth on the team vs. Rice with five total tackles (2 solo, 3 assisted)
- Led WKU defensive lineman in 2015 in total tackles with 48 (31 solo) and tackles for loss (9)
- Has made 24 consecutive starts at defensive end for WKU dating back to 2014
- Was 2014 C-USA All-Freshman Team and 2014 Bahamas Bowl Defensive MVP

**#48 Calvin Robinson**  
6-5, 250, Sr., Birmingham, Ala.

- Played in 30 games in his career on The Hill, including a pair of starts his freshman season
- Appeared in 10 of 14 contests in 2015, recording a season-high two tackles at North Texas
- Was on the Vestavia Hills track and field squad during his high school career

**DT**



**#9 Omarius Bryant**  
6-3, 310, Sr., Byram, Miss.

- Had a career-high 2 sacks at Miami (Ohio) to push his team-leading total to 3 sacks
- Recorded WKU's 1st sack of the season at #1 Alabama on Jalen Hurts in the 1st quarter
- Returns as the leading tackler among WKU defensive tackles after posting 30 as a junior
- Transferred from Southwest Mississippi CC, where he led the Bears with 86 tackles in 2014

**#96 Julien Lewis**  
6-3, 300, r-So., Madison, Ala.

- Tallied 1 of the team's 3 QB hurries at Miami (Ohio) in Week 3, the first of his career
- Registered 69 tackles his senior season at Bob Jones HS, including 20 for loss and 7 sacks
- Rated a two-star prospect by Scout.com and Rivals.com

**DT**



**#3 Chris Johnson**  
6-2, 290, Jr., Gulfport, Miss.

- Had the first 2 sacks of his WKU career at Miami (Ohio), to match Omarius Bryant for a game-high
- Made 4 tackles (2 solo, 2 assisted) in his debut as a Hilltopper vs. Rice in the opener
- Comes to WKU after spending 2 seasons at Mississippi Gulf Coast Community College
- MGCCC went 16-5 over the past 2 seasons with Johnson appearing in all 21 contests

**#56 Evan Sayner**  
6-3, 290, r-So., Paducah, Ky.

- Saw time in five games last season primarily as a reserve defensive tackle
- Recorded his 1st-career tackle at Rice in 2015, while also breaking up at pass at NT
- AP Honorable Mention All-State his senior year and the No. 11 prospect in KY by 247Sports.com

**DE**



**#12 Nick Dawson-Brents**  
6-3, 275, Gr., Charlotte, N.C.

- Had a career-high 6 total tackles (5 solo, 1 assisted) at Miami (Ohio), including 1 TFL
- Made 2 solo tackles at #1 Alabama and had a FR in the 4th quarter that led to a TD
- Comes to WKU with former teammates Tyler Ferguson and Keith Brown from Louisville
- Spent 3 seasons with the Cardinals and appeared in 37 games, including all 13 in 2015

**#11 Tanner Reeves**  
6-4, 255, r-Jr., Lakeland, Fla.

- Led all WKU defensive linemen with 6 tackles (1 solo, 5 assisted) vs. Rice in the opener
- Started his second-consecutive game at #1 Alabama and made 2 solo tackles
- Had 1 TFL at Miami (Ohio) in the 1st quarter to force an early punt by the RedHawks
- Forced and recovered a strip sack at Rice in 2015 that set up a two-yard TD run two plays later

**LB**



**#6 T.J. McCollum**  
6-3, 240, r-Jr., Birmingham, Ala.

- Led the Hilltoppers with 12 tackles (5 solo, 7 assisted) vs. Rice, despite not playing most of 2nd half
- UAB transfer started all 14 games in 2015 and led WKU in tackles (106) and tackles for loss (11.5-30)
- Only 1 of 7 C-USA linebackers to eclipse the 100-tackle mark, his 106 were 4th-most
- 2015 All-C-USA Honorable Mention and 2016 Preseason All-C-USA First Team (Athlon)

**#25 Masai Whyte**  
6-0, 220, r-So., Shelbyville, Ky.

- Had a career-high 4 solo tackles (5 total) at #1 Alabama, which tied for 3rd on the team
- Of his 22 total tackles in 2015, 13 came on special teams (10 kickoff, 3 punt return)
- AP First Team All-State his senior year and rated as No. 16 prospect in Kentucky by 247Sports.com

**LB**



**#2 Keith Brown**  
6-1, 240, GS, Miami, Fla.

- Led team with 12 tackles (9 solo, 3 assisted), while adding 1 sack, 1.5 TFL and 1 FR at Miami (Ohio)
- Tied for 2nd on the team at #1 Alabama with 7 total tackles (3 solo, 4 assisted)
- Comes to WKU with former teammates Tyler Ferguson and Keith Brown from Louisville
- Racked up 113 tackles, six for loss, in his 40 games for the Cardinals

**#50 Der'Quione Mobley**  
6-1, 230, r-So., Louisville, Ky.

- Made his collegiate debut vs. Rice and recorded four tackles (1 solo, 3 assisted)
- Physical middle LB prospect who has learned the game from the sidelines his past 2 seasons
- Helped lead Central HS to consecutive Class 3A State Championships in 2011 and 2012

**LB**



**#4 Joel Iyiebuniwe**  
6-2, 225, r-So., Bowling Green, Ky.

- Set career highs with 1.5 sacks and 2 TFL at Miami (Ohio), including a FF that led to WKU field goal
- Led the team with a career-high 10 total tackles (7 total, 3 assisted) at #1 Alabama
- Sacked Jalen Hurts 2 plays after Omarius Bryant to force an Alabama punt on 4th-and-38
- Made his first-career start vs. Rice, recording 2 solo tackles, including one TFL

**#34 Drew Davis**  
6-1, 225, Sr., Madison, Ala.

- Made three total tackles vs. Rice (1 solo, 2 assisted) as one of four team captains
- Emerged as WKU's top tackling threat on special teams, with 18 stops coming on special teams in 2015
- Appeared in 36 of the last 37 games for WKU, including 33 straight

**CB**



**#23 De'Andre Simmons**  
5-11, 195, R-So., Royal Palm Beach, Fla.

- Made ESPN SportsCenter's #1 play with his juggling interception vs. Rice in Week 1
- Had a career-high 3 PBU at Miami (Ohio), tying for the team lead with Leverick Johnson
- Recorded his 1st-career pick in 2015 vs. Miami (Ohio), 1 of 3 that day for the Tops
- A 2-sport athlete in high school, was also on the Royal Palm Beach Track and Field team

**#27 Martavius Mims**  
6-1, 200, r-Fr., Muscle Shoals, Ala.

- Collected 2 assisted tackles and 1 pass breakup in the 2nd quarter at #1 Alabama
- Played in 8 contests last season, drawing his 1st-career start against Louisiana Tech
- Rated No. 65 prospect in Alabama by 247Sports.com and No. 167 DB in the nation out of HS

**S**



**#31 Branden Leston**  
6-3, 205, r-Sr., Clearwater, Fla.

- Was 2nd on the team with 9 total tackles (6 solo, 3 assisted) at Miami (Ohio) in Week 3
- Tied for 2nd on the team at #1 Alabama with 7 total tackles (6 solo, 1 assisted)
- Had most tackles by a WKU secondary player (96) in 2015 since Brian Lowder tallied as many in 2002
- Posted a team-high 70 solo tackles and 30 tackles on passing plays last year

**#5 Jason Johnson**  
6-0, 205, r-Fr., Pahokee, Fla.

- Had a career-high 5 total tackles (3 solo, 2 assisted) at #1 Alabama in Week 2
- Made his collegiate debut vs. Rice and recorded two tackles (1 solo, 1 assisted)
- Redshirted his 1st season on The Hill after playing wide receiver and safety at Pahokee HS

**S**



**#8 Marcus Ward**  
6-3, 210, Sr., Birmingham, Ala.

- Made 5 total tackles (4 solo, 1 assisted) at #1 Alabama in his return to his home state
- Tied a career-high with 2 pass breakups vs. Rice, including a big hit on 3rd-and-long
- Named the C-USA Defensive POTW, notching a career-high 11 tackles and a forced fumble vs. LA Tech
- 2016 Wuerffel Trophy and 2016 AFCA Good Works Team Watch Lists member

**#28 Drell Greene**  
6-1, 200, So., Alma, Ga.

- Made his first start of the season at Miami (Ohio) and recorded a career-high 5 tackles
- Lone true freshman to see action in 2015 for the Tops, appearing in the final 11 games
- Played RB, QB and defensive back in HS, while also starring on the basketball court

**CB**



**#7 Joe Brown**  
5-10, 195, Jr., Louisville, Ky.

- Led all WKU DB with 7 tackles (6 solo, 1 assisted) vs. Rice, also had 1 TFL and 1 PBU
- After converting from RB to DB in the spring, Brown served as WKU's primary nickelback last season
- Played in 13 games with 4 starts in 2015, collecting 37 tackles (24 solo) and his 1st-career INT at FIU
- Tackle of Vandy TE Nathan Marcus at 1-yard line on 2-point try sealed WKU's 14-12 win in 2015

**#29 Leverick Johnson**  
6-1, 185, Jr., Miami, Fla.

- Had a career-high 3 PBU at Miami (Ohio), tying for the team lead with De'Andre Simmons
- Collected 2 total tackles (1 solo, 1 assisted) and 1 pass breakup at #1 Alabama
- Matched his career high with 4 tackles at Rice and NT in 2015 and had an INT vs. Miami (Ohio)

Year	GP/GS	UT	AT	TT	Sack	TFL
2016	3/3	3	5	8	0.5-4	1-0-6
<b>Career</b>	<b>26/24</b>	<b>55</b>	<b>32</b>	<b>87.4</b>	<b>5-24</b>	<b>13.5-49</b>
<b>Car. Highs:</b>	<b>6</b>	<b>2</b>	<b>7</b>	<b>2.0</b>	<b>2.5</b>	

Year	GP/GS	UT	AT	TT	Sack	TFL
2016	3/0	0	1	1	0	0
<b>Car. Highs:</b>	<b>3</b>	<b>1</b>	<b>4</b>	<b>1.0</b>	<b>1.0</b>	

Year	GP/GS	UT	AT	TT	Sack	TFL
2016	3/3	5	6	11	3-20	4.5-26
<b>Career</b>	<b>16/5</b>	<b>22</b>	<b>19</b>	<b>41</b>	<b>4.5-32</b>	<b>8-46</b>
<b>Car. Highs:</b>	<b>3</b>	<b>3</b>	<b>5</b>	<b>2.0</b>	<b>2.0</b>	

Year	GP/GS	UT	AT	TT	Sack	TFL
2016	3/0	0	0	0	0	0
<b>Car. Highs:</b>	<b>0</b>	<b>0</b>	<b>0</b>	<b>0</b>	<b>0</b>	<b>0</b>

Year	GP/GS	UT	AT	TT	Sack	TFL
2016	3/3	5	4	9	2-5	2-5
<b>Career</b>	<b>3/3</b>	<b>5</b>	<b>4</b>	<b>9</b>	<b>2-5</b>	<b>2-5</b>
<b>Car. Highs:</b>	<b>2</b>	<b>2</b>	<b>4</b>	<b>2.0</b>	<b>2.0</b>	

Year	GP/GS	UT	AT	TT	Sack	TFL
2016	3/0	0	0	0	0	0
<b>Car. Highs:</b>	<b>1</b>	<b>1</b>	<b>1</b>	<b>0</b>	<b>0</b>	<b>0</b>

Year	GP/GS	UT	AT	TT	Sack	TFL
2016	3/1	7	1	8	0	1-1
<b>Career</b>	<b>40/1</b>	<b>15</b>	<b>10</b>	<b>25</b>	<b>1.0-2</b>	<b>4.0-5</b>
<b>Car. Highs:</b>	<b>5</b>	<b>4</b>	<b>6</b>	<b>1.0</b>	<b>1.0</b>	

Year	GP/GS	UT	AT	TT	Sack	TFL
2016	3/2	4	5	9	0	1.5-1
<b>Car. Highs:</b>	<b>2</b>	<b>5</b>	<b>6</b>	<b>2.0</b>	<b>2.0</b>	

Year	GP/GS	UT	AT	TT	Sack	TFL
2016	3/3	12	10	22	0	0
<b>Career</b>	<b>27/17</b>	<b>87</b>	<b>48</b>	<b>135.3</b>	<b>14</b>	<b>11.5-30</b>
<b>Car. Highs:</b>	<b>8</b>	<b>7</b>	<b>13</b>	<b>1.0</b>	<b>4.0</b>	

Year	GP/GS	UT	AT	TT	Sack	TFL
2016	1/0	4	1	5	0	0
<b>Car. Highs:</b>	<b>4</b>	<b>3</b>	<b>5</b>	<b>0</b>	<b>1.0</b>	

Year	GP/GS	UT	AT	TT	Sack	TFL
2016	3/3	13	12	25	1-7	2-10
<b>Career</b>	<b>40/13</b>	<b>54</b>	<b>72</b>	<b>126</b>	<b>0</b>	<b>6.5-14</b>
<b>Car. Highs:</b>	<b>9</b>	<b>11</b>	<b>13</b>	<b>1.0</b>	<b>1.5</b>	

Year	GP/GS	UT	AT	TT	Sack	TFL
2016	3/0	1	3	4	0	0
<b>Car. Highs:</b>	<b>1</b>	<b>3</b>	<b>4</b>	<b>0</b>	<b>0</b>	<b>0</b>

Year	GP/GS	UT	AT	TT	Sack	TFL
2016	3/3	11	5	16	2.5-18	4-20
<b>Career</b>	<b>20/3</b>	<b>26</b>	<b>10</b>	<b>36</b>	<b>3.5-20</b>	<b>5-22</b>
<b>Car. Highs:</b>	<b>7</b>	<b>3</b>	<b>10</b>	<b>1.5</b>	<b>2.0</b>	

Year	GP/GS	UT	AT	TT	Sack	TFL
2016	3/0	3	2	5	0	0
<b>Car. Highs:</b>	<b>3</b>	<b>4</b>	<b>5</b>	<b>1.0</b>	<b>1.0</b>	

Year	GP/GS	UT	AT	TT	TFL	INT/PBU
2016	3/2	1	2	3	0	1/4
<b>Career</b>	<b>23/4</b>	<b>14</b>	<b>7</b>	<b>21</b>	<b>1-2</b>	<b>2/5</b>
<b>Car. Highs:</b>	<b>5</b>	<b>2</b>	<b>5</b>	<b>1.0</b>	<b>1/3</b>	

Year	GP/GS	UT	AT	TT	TFL	INT/PBU
2016	3/0	0	2	2	0	0/1
<b>Car. Highs:</b>	<b>2</b>	<b>2</b>	<b>2</b>	<b>0</b>	<b>0/1</b>	

Year	GP/GS	UT	AT	TT	TFL	INT/PBU
2016	3/3	15	7	22	0	0/1
<b>Career</b>	<b>30/23</b>	<b>126</b>	<b>55</b>	<b>181</b>	<b>6-29</b>	<b>5/5</b>
<b>Car. Highs:</b>	<b>9</b>	<b>7</b>	<b>13</b>	<b>1.0</b>	<b>3/1</b>	









Year	GP/GS	UT	AT	TT	TFL	INT/PBU
2016	3/0	5	3	8	0	0/0
<b>Car. Highs:</b>	<b>3</b>	<b>2</b>	<b>5</b>	<b>0</b>	<b>0/0</b>	

Year	GP/GS	UT	AT	TT	TFL/INT/PBU	
2016	2/2	4	2	6	0	0/2
<b>Career</b>	<b>36/31</b>	<b>91</b>	<b>48</b>	<b>139</b>	<b>9.5-45</b>	<b>2/12</b>
<b>Car. Highs:</b>	<b>6</b>	<b>5</b>	<b>11</b>	<b>2.5</b>	<b>1/2</b>	













Year	GP/GS	UT	AT	TT	TFL	INT/PBU
2016	3/1	4	2	6	0	0/0
<b>Car. Highs:</b>	<b>4</b>	<b>2</b>	<b>5</b>	<b>0</b>	<b>0/0</b>	

Year	GP/GS	UT	AT	TT	TFL	INT/PBU
2016	3/3	9	5	14	1-1	0/2
<b>Career</b>	<b>25/7</b>	<b>37</b>	<b>19</b>	<b>56</b>	<b>2.5-5</b>	<b>1/11</b>
<b>Car. Highs:</b>	<b>6</b>	<b>4</b>	<b>9</b>	<b>1.0</b>	<b>1/2</b>	

# Depth Chart NOTES

<b>PK</b>		<b>#37 Ryan Nuss</b> 5-10, 190, r-So., Fairfield, Ohio	<ul style="list-style-type: none"> <li>Scored 4 points at #1 Alabama, making his lone FG of 25 yards with one XP</li> <li>Split kicking duties with Skyler Simcox in the opener, going 2-3 in FG and 2-2 in XP</li> <li>Helped WKU eclipse 45 points for the fifth consecutive game with his 4th quarter FG</li> <li>Transferred to WKU in 2014 from East Tennessee and was redshirted</li> </ul>	<table border="1"> <thead> <tr> <th>Year</th> <th>GP/GS</th> <th>FG</th> <th>FGA</th> <th>Lg.</th> <th>PAT</th> <th>Pts.</th> </tr> </thead> <tbody> <tr> <td>2016</td> <td>3/0</td> <td>4</td> <td>5</td> <td>31</td> <td>5-5</td> <td>17</td> </tr> <tr> <td><b>Career</b></td> <td><b>12/9</b></td> <td><b>4</b></td> <td><b>5</b></td> <td><b>31</b></td> <td><b>5-5</b></td> <td><b>17</b></td> </tr> <tr> <td><b>Car. Highs:</b></td> <td><b>2</b></td> <td><b>3</b></td> <td><b>31</b></td> <td><b>2-2</b></td> <td><b>8</b></td> <td><b>8</b></td> </tr> </tbody> </table>	Year	GP/GS	FG	FGA	Lg.	PAT	Pts.	2016	3/0	4	5	31	5-5	17	<b>Career</b>	<b>12/9</b>	<b>4</b>	<b>5</b>	<b>31</b>	<b>5-5</b>	<b>17</b>	<b>Car. Highs:</b>	<b>2</b>	<b>3</b>	<b>31</b>	<b>2-2</b>	<b>8</b>	<b>8</b>
	Year	GP/GS	FG	FGA	Lg.	PAT	Pts.																									
2016	3/0	4	5	31	5-5	17																										
<b>Career</b>	<b>12/9</b>	<b>4</b>	<b>5</b>	<b>31</b>	<b>5-5</b>	<b>17</b>																										
<b>Car. Highs:</b>	<b>2</b>	<b>3</b>	<b>31</b>	<b>2-2</b>	<b>8</b>	<b>8</b>																										
		<b>#88 Skyler Simcox</b> 6-0, 175, So., Abingdon, Va.	<ul style="list-style-type: none"> <li>Split kicking duties with Ryan Nuss in the opener, going 1-1 in FG and 3-3 in XP</li> <li>A transfer this summer from Division III Emory and Henry College</li> <li>Earned All-ODAC first team and All-Region third team honors by D3Football.com</li> </ul>	<table border="1"> <thead> <tr> <th>Year</th> <th>FG</th> <th>FGA</th> <th>Lg.</th> <th>PAT</th> <th>Pts.</th> </tr> </thead> <tbody> <tr> <td>2016</td> <td>1</td> <td>2</td> <td>29</td> <td>5-5</td> <td>8</td> </tr> <tr> <td><b>Car. Highs:</b></td> <td><b>3</b></td> <td><b>3</b></td> <td><b>48</b></td> <td><b>7-7</b></td> <td><b>13</b></td> </tr> </tbody> </table>	Year	FG	FGA	Lg.	PAT	Pts.	2016	1	2	29	5-5	8	<b>Car. Highs:</b>	<b>3</b>	<b>3</b>	<b>48</b>	<b>7-7</b>	<b>13</b>										
Year	FG	FGA	Lg.	PAT	Pts.																											
2016	1	2	29	5-5	8																											
<b>Car. Highs:</b>	<b>3</b>	<b>3</b>	<b>48</b>	<b>7-7</b>	<b>13</b>																											
<b>P</b>		<b>#49 Jake Collins</b> 6-0, 200, r-So., Louisville, Ky.	<ul style="list-style-type: none"> <li>Was used a career-high 8 times at #1 Alabama with a career-high 376 yards (47 avg.)</li> <li>Opened season with a 56-yard punt and followed with a I-20 effort later in the game</li> <li>Finished 19th nationally in Net Punting average at 40.4 yards as a rugby-style punter</li> <li>2015 C-USA All-Freshman and All-Academic Teams member, 2016 Ray Guy Watch Lister</li> </ul>	<table border="1"> <thead> <tr> <th>Year</th> <th>GP/GS</th> <th>No.</th> <th>Yds.</th> <th>Avg.</th> <th>I-20</th> <th>LG</th> </tr> </thead> <tbody> <tr> <td>2016</td> <td>3/3</td> <td>16</td> <td>704</td> <td>44.0</td> <td>4</td> <td>56</td> </tr> <tr> <td><b>Career</b></td> <td><b>15/14</b></td> <td><b>53</b></td> <td><b>2246</b></td> <td><b>42.4</b></td> <td><b>18</b></td> <td><b>59</b></td> </tr> <tr> <td><b>Car. Highs</b></td> <td><b>8</b></td> <td><b>376</b></td> <td><b>51.0</b></td> <td><b>3</b></td> <td><b>59</b></td> <td><b>59</b></td> </tr> </tbody> </table>	Year	GP/GS	No.	Yds.	Avg.	I-20	LG	2016	3/3	16	704	44.0	4	56	<b>Career</b>	<b>15/14</b>	<b>53</b>	<b>2246</b>	<b>42.4</b>	<b>18</b>	<b>59</b>	<b>Car. Highs</b>	<b>8</b>	<b>376</b>	<b>51.0</b>	<b>3</b>	<b>59</b>	<b>59</b>
	Year	GP/GS	No.	Yds.	Avg.	I-20	LG																									
2016	3/3	16	704	44.0	4	56																										
<b>Career</b>	<b>15/14</b>	<b>53</b>	<b>2246</b>	<b>42.4</b>	<b>18</b>	<b>59</b>																										
<b>Car. Highs</b>	<b>8</b>	<b>376</b>	<b>51.0</b>	<b>3</b>	<b>59</b>	<b>59</b>																										
<b>KO</b>		<b>#37 Ryan Nuss</b> 5-10, 190, r-So., Fairfield, Ohio	<ul style="list-style-type: none"> <li>Scored 4 points at #1 Alabama, making his lone FG of 25 yards with one XP</li> <li>Split kicking duties with Skyler Simcox in the opener, going 2-3 in FG and 2-2 in XP</li> <li>Helped WKU eclipse 45 points for the fifth consecutive game with his 4th quarter FG</li> <li>Transferred to WKU in 2014 from East Tennessee and was redshirted</li> </ul>	<table border="1"> <thead> <tr> <th>Year</th> <th>GP/GS</th> <th>KO</th> <th>Yds.</th> <th>Avg.</th> <th>TB.</th> <th>OB</th> </tr> </thead> <tbody> <tr> <td>2016</td> <td>3/0</td> <td>0</td> <td>0</td> <td>0</td> <td>0</td> <td>0</td> </tr> <tr> <td><b>Career</b></td> <td><b>12/9</b></td> <td><b>64</b></td> <td><b>3649</b></td> <td><b>57.0</b></td> <td><b>8</b></td> <td><b>1</b></td> </tr> <tr> <td><b>Car. Highs:</b></td> <td><b>10</b></td> <td><b>536</b></td> <td><b>63.0</b></td> <td><b>2</b></td> <td><b>1</b></td> <td><b>1</b></td> </tr> </tbody> </table>	Year	GP/GS	KO	Yds.	Avg.	TB.	OB	2016	3/0	0	0	0	0	0	<b>Career</b>	<b>12/9</b>	<b>64</b>	<b>3649</b>	<b>57.0</b>	<b>8</b>	<b>1</b>	<b>Car. Highs:</b>	<b>10</b>	<b>536</b>	<b>63.0</b>	<b>2</b>	<b>1</b>	<b>1</b>
	Year	GP/GS	KO	Yds.	Avg.	TB.	OB																									
2016	3/0	0	0	0	0	0																										
<b>Career</b>	<b>12/9</b>	<b>64</b>	<b>3649</b>	<b>57.0</b>	<b>8</b>	<b>1</b>																										
<b>Car. Highs:</b>	<b>10</b>	<b>536</b>	<b>63.0</b>	<b>2</b>	<b>1</b>	<b>1</b>																										
		<b>#39 Alex Rinella</b> 6-1, 220, r-Fr., Johnson City, Tenn.	<ul style="list-style-type: none"> <li>Took all 6 kickoffs at Miami (Ohio), matching his career-high with 6 total boots</li> <li>Had all 3 kickoffs at #1 Alabama, posting a career-high average of 61.2 yards per kick</li> <li>Put 69 of 95 kickoffs into the end zone as a senior for the Science Hill Hilltoppers</li> </ul>	<table border="1"> <thead> <tr> <th>Year</th> <th>KO</th> <th>Yds.</th> <th>Avg.</th> <th>TB.</th> <th>OB</th> </tr> </thead> <tbody> <tr> <td>2016</td> <td>15</td> <td>906</td> <td>60.4</td> <td>3</td> <td>0</td> </tr> <tr> <td><b>Car. Highs:</b></td> <td><b>6</b></td> <td><b>358</b></td> <td><b>61.2</b></td> <td><b>2</b></td> <td><b>0</b></td> </tr> </tbody> </table>	Year	KO	Yds.	Avg.	TB.	OB	2016	15	906	60.4	3	0	<b>Car. Highs:</b>	<b>6</b>	<b>358</b>	<b>61.2</b>	<b>2</b>	<b>0</b>										
Year	KO	Yds.	Avg.	TB.	OB																											
2016	15	906	60.4	3	0																											
<b>Car. Highs:</b>	<b>6</b>	<b>358</b>	<b>61.2</b>	<b>2</b>	<b>0</b>																											
<b>LS</b>		<b>#47 Nolan Dowling</b> 6-0, 230, r-Sr., Belleville, Ill.	<ul style="list-style-type: none"> <li>Executed 148 snaps with only 1 blocked kick in 2015, the 1st since he became starter</li> <li>Made 142 error-free snaps in 2014 and 100 clean snaps in 2013</li> <li>Appeared on ESPN SportsCenter Top 10 last summer for trick shots out of the press box</li> <li>Snapped a ball from the WKU press box and landed into a trash can on the field</li> </ul>	<table border="1"> <thead> <tr> <th>Year</th> <th>GP/GS</th> </tr> </thead> <tbody> <tr> <td>2016</td> <td>3/3</td> </tr> <tr> <td>2015</td> <td>14/14</td> </tr> <tr> <td><b>Career</b></td> <td><b>42/42</b></td> </tr> </tbody> </table>	Year	GP/GS	2016	3/3	2015	14/14	<b>Career</b>	<b>42/42</b>																				
	Year	GP/GS																														
2016	3/3																															
2015	14/14																															
<b>Career</b>	<b>42/42</b>																															
<b>KR PR</b>		<b>#81 Kylen Towner</b> 5-9, 175, r-Jr., Mobile, Ala.	<ul style="list-style-type: none"> <li>Returned 2 kickoffs at Miami (Ohio) for a season-high 146 yards and a long of 79</li> <li>Had returns of 54 and 45 yards in the season opener vs. Rice, 3 for 111 overall</li> <li>Had a 98-yard KR for TD against LA Tech in 2015, the sixth-longest in school history</li> <li>2015 All-C-USA (KR) and 2016 Preseason All-C-USA (KR) selection</li> </ul>	<table border="1"> <thead> <tr> <th>Year</th> <th>PR</th> <th>Lg.</th> <th>KR</th> <th>Lg.</th> <th>Ret.</th> <th>TD</th> </tr> </thead> <tbody> <tr> <td>2016</td> <td>0/0</td> <td>0</td> <td>8/318</td> <td>79</td> <td>0</td> <td>0</td> </tr> <tr> <td><b>Career</b></td> <td><b>20/158</b></td> <td><b>32</b></td> <td><b>68/1711</b></td> <td><b>98</b></td> <td><b>2</b></td> <td><b>2</b></td> </tr> <tr> <td><b>Car. Highs:</b></td> <td><b>3/37</b></td> <td><b>32</b></td> <td><b>7/186</b></td> <td><b>98</b></td> <td><b>1</b></td> <td><b>1</b></td> </tr> </tbody> </table>	Year	PR	Lg.	KR	Lg.	Ret.	TD	2016	0/0	0	8/318	79	0	0	<b>Career</b>	<b>20/158</b>	<b>32</b>	<b>68/1711</b>	<b>98</b>	<b>2</b>	<b>2</b>	<b>Car. Highs:</b>	<b>3/37</b>	<b>32</b>	<b>7/186</b>	<b>98</b>	<b>1</b>	<b>1</b>
	Year	PR	Lg.	KR	Lg.	Ret.	TD																									
2016	0/0	0	8/318	79	0	0																										
<b>Career</b>	<b>20/158</b>	<b>32</b>	<b>68/1711</b>	<b>98</b>	<b>2</b>	<b>2</b>																										
<b>Car. Highs:</b>	<b>3/37</b>	<b>32</b>	<b>7/186</b>	<b>98</b>	<b>1</b>	<b>1</b>																										
		<b>#1 Nacarius Fant</b> 5-9, 185, So., Bowling Green, Ky.	<ul style="list-style-type: none"> <li>Returned a punt 48-yards for TD at Miami (Ohio), his first-career returning score</li> <li>Had a 37-yard PR in the 2015 Miami Beach Bowl that set up a WKU TD on the next play</li> <li>Only player to record a statistic rushing, passing, receiving and returning punts and kickoffs last season</li> </ul>	<table border="1"> <thead> <tr> <th>Year</th> <th>PR</th> <th>Lg.</th> <th>KR</th> <th>Lg.</th> <th>Ret.</th> <th>TD</th> </tr> </thead> <tbody> <tr> <td>2016</td> <td>6/61</td> <td>48</td> <td>2/25</td> <td>24</td> <td>1</td> <td>1</td> </tr> <tr> <td><b>Car. Highs:</b></td> <td><b>2/52</b></td> <td><b>48</b></td> <td><b>2/25</b></td> <td><b>24</b></td> <td><b>1</b></td> <td><b>1</b></td> </tr> </tbody> </table>	Year	PR	Lg.	KR	Lg.	Ret.	TD	2016	6/61	48	2/25	24	1	1	<b>Car. Highs:</b>	<b>2/52</b>	<b>48</b>	<b>2/25</b>	<b>24</b>	<b>1</b>	<b>1</b>							
Year	PR	Lg.	KR	Lg.	Ret.	TD																										
2016	6/61	48	2/25	24	1	1																										
<b>Car. Highs:</b>	<b>2/52</b>	<b>48</b>	<b>2/25</b>	<b>24</b>	<b>1</b>	<b>1</b>																										

## 2016 SCHEDULE AND RESULTS

DATE	OPPONENT ('16 REC.)	SITE	TV	TIME (CT)	SERIES/RESULT	NOTE
Sept. 1	 <b>RICE (0-3)</b> Owls	Bowling Green, Ky. Houchens-Smith	CBS SN	7 p.m.	W, 46-14	Hilltoppers win season opener for the 5th consecutive year
Sept. 10	 <b>(1/1) ALABAMA (3-0)</b> Crimson Tide	Tuscaloosa, Ala. Bryant-Denny Stadium	ESPN2	2:30 p.m.	L, 10-38	Tops fall in Tuscaloosa for 2nd time following Alabama national title
Sept. 17	 <b>MIAMI (OH) (0-3)</b> Redhawks	Oxford, Ohio Yager Stadium	ESPN3	2:30 p.m.	W, 31-24	WKU defense records 7 sacks and Taylor sets program catches mark
Sept. 24	 <b>VANDERBILT (1-2)</b> Commodores	Bowling Green, Ky. Houchens-Smith	CBS SN	3:30 p.m.	Vanderbilt, 3-1	Hilltoppers host SEC opponent for first time in The Houch
Oct. 1	 <b>HOUSTON BAPTIST (2-1)</b> Huskies	Bowling Green, Ky. Houchens-Smith		6 p.m.	Never met	Since 2012, WKU is 7-0 at home against Non Power 5 schools
Oct. 6	 <b>LOUISIANA TECH (1-2)</b> Bulldogs	Ruston, La. Joe Aillet Stadium	CBS SN	7 p.m.	LA Tech, 3-2	Teams combined for 1,165 yards and 79 pts in 2015 fixture
Oct. 15	 <b>MIDDLE TENNESSEE (2-1)</b> Blue Raiders	Murfreesboro, Tenn. Johnny "Red" Floyd Stadium	ESPN3	1:30 p.m.	MTSU, 34-30-1	Doughty racked up 333 yds and 5 TDs by halftime in 2015 victory
Oct. 22	 <b>OLD DOMINION (1-2)</b> Monarchs	Bowling Green, Ky. Houchens-Smith	ASN	6 p.m.	WKU, 2-0	Two teams have combined to avg. 101 total pts. in the two meetings
Oct. 29	 <b>FLORIDA ATLANTIC (1-2)</b> Owls	Boca Raton, Fla. FAU Stadium	ASN	2:30 p.m.	FAU, 5-2	WKU's lone victory in Boca came in 2011 with Tops' last shutout
Nov. 5	 <b>FIU (0-3)</b> Panthers	Bowling Green, Ky. Houchens-Smith	beIN	4:30 p.m.	WKU, 5-4	56-point margin of victory in 2015 highest in conf. game in FBS era
Nov. 12	 <b>NORTH TEXAS (1-2)</b> Mean Green	Bowling Green, Ky. Houchens-Smith	ESPN3	2:30 p.m.	North Texas, 4-3	Tops 2015 victory highlighted by Wales 259 total yds. and 3 TDs
Nov. 26	 <b>MARSHALL (1-1)</b> Thundering Herd	Huntington, W.V. Joan C. Edwards Stadium	ESPN TBA	TBA	Marshall, 4-3	Doughty tossed for 5 TDs to lead WKU to East Division Title last year

### RECORD BREAKDOWN

<b>Opponent Cumulative Record:</b>	13-22	<b>Cumulative C-USA Opp. Record:</b>	7-16
<b>Record of WKU victories:</b>	0-6	<b>Remaining Schedule:</b>	10-16
<b>Record of WKU losses:</b>	3-0	<b>Combined All-Time Record vs. Opp:</b>	52-60

# Depth **CHART**

## OFFENSE

<b>WR</b>	1	Nacarius Fant	5-9	185	Jr.
	13	Will Bush	5-11	195	r-So.
<b>LT</b>	76	Forrest Lamp	6-4	300	r-Sr.
	69	Matt Nord	6-6	310	r-Jr.
<b>LG</b>	51	Brandon Ray	6-2	285	r-Jr.
	63	Miles Pate	6-3	300	r-Fr.
<b>C</b>	70	Max Halpin	6-3	295	r-Sr.
	64	Dennis Edwards	6-1	305	r-Fr.
<b>RG</b>	64	Dennis Edwards	6-1	305	r-So.
	75	Jimmie Sims	6-5	290	r-Jr.
<b>RT</b>	62	Darrell Williams, Jr.	6-6	310	r-Sr.
	68	Parker Howell	6-5	285	r-Fr.
<b>WR</b>	15	Nicholas Norris	5-9	175	Sr.
	81	Kylen Towner	5-8	175	r-Jr.
<b>WR</b>	2	Taywan Taylor	6-1	195	Sr.
	11	Lucky Jackson	6-1	185	r-Fr.
<b>QB</b>	14	Mike White	6-4	215	r-Jr.
	7	Tyler Ferguson	6-4	225	Gr.
<b>or</b>	4	Drew Eckels	6-4	210	r-So.
<b>RB</b>	20	Anthony Wales	5-10	195	r-Sr.
	32	D'Andre Ferby	6-1	240	r-So.
<b>TE</b>	18	Shaquille Johnson	6-4	235	Sr.
	87	Stevie Donatell	6-6	235	Gr.
<b>or</b>	89	Desmond Maxwell	6-2	250	r-Sr.

## DEFENSE

<b>DE</b>	42	Derik Overstreet	6-2	255	Jr.
	48	Kalvin Robinson	6-3	250	Sr.
<b>DT</b>	9	Omarius Bryant	6-3	310	Sr.
	96	Julien Lewis	6-3	300	r-So.
<b>DT</b>	3	Chris Johnson	6-2	290	Jr.
	56	Evan Sayner	6-3	290	r-So.
<b>DE</b>	12	Nick Dawson-Brents	6-3	275	Gr.
	11	Tanner Reeves	6-4	255	r-Jr.
<b>LB</b>	6	T.J. McCollum	6-3	240	r-Jr.
	25	Masai Whyte	6-0	220	r-So.
<b>LB</b>	2	Keith Brown	6-1	240	Gr.
	50	Der'Quione Mobley	6-1	230	r-So.
<b>LB</b>	4	Joel Iyiegboniwe	6-2	225	r-So.
	34	Drew Davis	6-1	225	Sr.
<b>CB</b>	23	De'Andre Simmons	5-11	195	r-Jr.
	27	Martavius Mims	6-1	205	r-So.
<b>S</b>	31	Branden Leston	6-3	205	r-Sr.
	5	Jason Johnson	6-0	205	r-Fr.
<b>S</b>	8	Marcus Ward	6-3	210	Sr.
	28	Drell Greene	6-1	200	So.
<b>CB</b>	7	Joe Brown	5-10	195	Jr.
	29	Leverick Johnson	6-1	185	Jr.

## SPECIAL TEAMS

<b>PK</b>	37	Ryan Nuss	5-10	190	r-So.
	<b>or</b>	88	Skyler Simcox	6-0	175
<b>KO</b>	39	Alex Rinella	6-1	220	r-Fr.
	<b>or</b>	86	Josh Cole	6-0	200
<b>P</b>	49	Jake Collins	6-1	200	r-So
	15	Joseph Occhipinti	6-3	190	Sr.
<b>SNP</b>	47	Nolan Dowling	6-3	225	r-Jr.
	94	Jared Nash	5-11	230	So.
<b>H</b>	49	Jake Collins	6-1	200	r-So.
<b>PR</b>	1	Nacarius Fant	5-9	185	Jr.
	81	Kylen Towner	5-8	175	r-Jr.
<b>KOR</b>	81	Kylen Towner	5-8	175	r-Jr.
	1	Nacarius Fant	5-9	185	Jr.

## PRONUNCIATION GUIDE

<b>1</b>	<b>NACARIUS</b> Fant	nuh-CAR-ee-US
<b>2</b>	<b>TAYWAN</b> Taylor	tay-waan
<b>4</b>	Joel <b>IYIEGBUNIWE</b>	EE-yay-Boo-NEE-Way
<b>9</b>	<b>OMARIUS</b> Bryant	OH-marr-ee-us
<b>15</b>	Joseph <b>OCCHIPINTI</b>	ak-uh-PIN-tee
<b>24</b>	Devante <b>DUCLOS</b>	doo-close
<b>25</b>	<b>MASAI</b> Whyte	muh-SIGH
<b>29</b>	<b>LEVERICK</b> Johnson	Luh-VAIR-ick
<b>38</b>	<b>TACORIAN</b> Darden	Tuh-Core-Ee-Un
<b>50</b>	<b>DER'QUIONE</b> Mobley	Dare-Qwon
<b>54</b>	<b>DAESHAWN</b> Bertram	Day-Shawn
<b>71</b>	R.J. <b>SCAIFE</b>	sk-AY-ff
<b>82</b>	<b>JAHLOUR</b> Pearson	Jaah-coor
<b>HC</b>	Jeff <b>BROHM</b>	Buh-Rom

## Assistant **COACHES**



**CHRIS BARCLAY**  
Running Backs  
First Year at WKU  
**ON GAMEDAY:** Field



**RYAN BEARD**  
Safeties  
First Year at WKU  
**ON GAMEDAY:** Field



**BRIAN BROHM**  
Co-Offensive Coordinator/QBs  
First Year at WKU  
**ON GAMEDAY:** Press Box



**DON DUNN**  
Defensive Tackles  
Fourth Year at WKU  
**ON GAMEDAY:** Field



**BRYAN ELLIS**  
Passing Game Coordinator/RBs  
Third Year at WKU  
**ON GAMEDAY:** Field



**NICK HOLT**  
Defensive Coordinator/Linebackers  
Fourth Year at WKU  
**ON GAMEDAY:** Field



**REGGIE JOHNSON**  
Defensive Ends  
First Year at WKU  
**ON GAMEDAY:** Press Box



**TONY LEVINE**  
Co-Offensive Coordinator/Special  
Teams Coordinator/Tight Ends  
First Year at WKU  
**ON GAMEDAY:** Field



**DALE WILLIAMS**  
Offensive Line  
First Year at WKU  
**ON GAMEDAY:** Field

# Head Coach **JEFF BROHM**

**2-1/Third Year**  
**22-8 Overall/Third Year**

Jeff Brohm, a native Kentuckian and one of the state's most notable football products, enters his third season as the head football coach at WKU.

In just his second year at the helm, Brohm led WKU to arguably its greatest season in school history and certainly its greatest at the FBS level. The Hilltoppers finished No. 24 nationally after they earned their first national ranking, first FBS conference title, and first double-digit win total since moving to the FBS seven years ago. Under Brohm, the Hilltoppers have won consecutive bowl games, coming away with championships in the 2015 Miami Beach Bowl and 2014 Popeyes Bahamas Bowl. He is the first head coach in program history to win 20 games in his first two years.

Brohm's development of quarterback Brandon Doughty helped carry the Hilltoppers to such lofty heights. Under his direction, Doughty became just the third quarterback in the last 50 years to lead the country in passing yards, pass completions and completion percentage in 2015. Doughty broke every record for a quarterback in the state of Kentucky over his three years as a starter, all with Brohm on staff, and became just the third quarterback in FBS history to lead the country in passing yards and touchdowns in consecutive seasons.

The 2015 Hilltoppers were also the first team in C-USA's 20-year history to go undefeated in league play and win the conference championship game.

A 13-year collegiate coaching veteran with experience in the Big 10, Big East, Conference USA and Sun Belt conferences, Brohm came to The Hill as the offensive coordinator in 2013 where he directed a high-flying, high-scoring offensive attack that shattered 18 single-season school records including total offense, individual passing yards and individual rushing yards.

He obliterated those marks once he was given full control of the offense.

The Hilltoppers have finished inside the Top 10 in Total Offense (No. 4 in 2014, No. 9 in 2015), Passing Offense (No. 2 in 2014, No. 4 in 2015) and Scoring Offense (No. 6 in 2014, No. 3 in 2015) each of Brohm's two seasons at the helm. They are one of two programs in the country to have such a streak, along with TCU.

In Brohm's first season, WKU broke 50 school and conference records including the school's single-season and single-game records in total yards (season/game), touchdown passes (season/game), points scored in a season, and a host of others.

Doughty's 49 touchdown passes and 4,830 yards were national-best numbers as he earned C-USA MVP honors and the Sammy Baugh Award, given to the nation's top quarterback. Doughty was even more deadly at home where he finished the year without throwing a single interception to 24 touchdowns.

As the assistant head coach and offensive coordinator for the Tops, along with Doughty's improvement, running back Antonio Andrews, now with the Tennessee Titans, broke his own school rushing record, set in 2012, and became just the 11th player in FBS history to rush for 1,700 yards or more in consecutive seasons when he piled up 1,730 rushing yards in 2013.

Brohm spent two years at Illinois before making the move to UAB for the 2012 season. Prior to going to Illinois, Brohm spent the 2009 season as the quarterbacks coach at Florida Atlantic where he was reunited with his college coach, Howard Schnellenberger.

Brohm served as the quarterbacks coach at Louisville from 2003-06, assistant head coach and passing game coordinator in 2007, and the assistant head coach and offensive coordinator in 2008. Under Brohm's direction, the Cardinals' passing attack flourished, including a record-breaking season in 2007 with Brohm's younger brother, Brian, as quarterback.

Brohm began his NFL career in 1994 with the San Diego Chargers, who played in Super Bowl XXIX. He played for the San Francisco 49ers from 1995-97, backing up Hall of Famer Steve Young in 1997.

From 1998-2000, Brohm played for the Tampa Bay Buccaneers, Denver Broncos and the Cleveland Browns. In 2001, he played in the XFL for the Orlando Rage and was named first team All-XFL as he owned the league's highest QB rating at 99.9.

Brohm was one of four family members to earn a gridiron letter from Louisville. As a three-year starter for the Cards, Brohm ranks among the all-time leaders for passing yards, touchdown passes, completions, total offense and completion percentage.

As a student-athlete at Louisville, Brohm played two seasons of baseball with the Cleveland Indians' organization while playing football for the Cards. Brohm also was named the Kentucky High School Player of the Decade for the 1980s.

Brohm received his bachelor's degree in business administration from Louisville in 1994. He and his wife, Jennifer, have a son, Brady, and daughter, Brooke.



## The Brohm FILE

**Born:** April 24, 1971  
**Hometown:** Louisville, Ky.  
**College:** Louisville '94  
**Wife:** Jennifer  
**Children:** Brady and Brooke

## Coaching CAREER

**2002:** Louisville Fire Head Coach (AF2)  
**2003-06:** Louisville Quarterbacks  
**2007:** Louisville Asst HC/Passing Game  
**2008:** Louisville Asst HC/OC  
**2009:** Florida Atlantic Quarterbacks  
**2010-11:** Illinois Quarterbacks  
**2012:** UAB OC/Quarterbacks  
**2013:** WKU Asst HC/OC  
**2014-16:** WKU Head Coach

## Brohm by the Numbers ENTERING 2016

**3,387** Average passing yards per season by Brohm's quarterbacks

**475.0** Average yards from Brohm coached offenses

**322** Touchdowns thrown by Brohm coached quarterbacks

**64.2** Completion percentage of Brohm's quarterbacks

**38** Touchdowns thrown by Brohm as quarterback of Louisville (1989-93)

**35** Average points per game of Brohm's offenses

**24** Offensive players coached by Brohm selected in the NFL Draft

**7** Bowl appearances as a coach, including one BCS appearance

**1** FBS rank WKU has finished in 11 times in multiple categories under Jeff Brohm including passing efficiency and completion percentage.

## Brohm's OFFENSES

	Starting Quarterbacks						Total Offense		
	Cmp.	Att.	Pct.	Yds.	TD.	INT.	YPG	PPG	Pass YPG
<b>Louisville, 2003</b>	219	357	61.3	3,145	17	10	488.8	34.6	260.7
<b>Louisville, 2004</b>	255	355	71.8	3,415	26	5	539.0	49.8	288.6
<b>Louisville, 2005</b>	246	374	65.7	3,523	24	9	482.1	43.4	293.6
<b>Louisville, 2006</b>	244	383	63.8	3,759	21	7	475.3	37.8	290.0
<b>Louisville, 2007</b>	308	473	65.1	4,024	30	12	488.0	35.2	341.9
<b>Louisville, 2008</b>	221	377	58.6	2,493	16	16	376.7	24.7	212.2
<b>FAU, 2009</b>	254	437	58.1	3,287	26	7	432.1	27.4	279.7
<b>Illinois, 2010</b>	155	264	58.7	1,825	17	8	397.1	32.5	151.0
<b>Illinois, 2011</b>	184	291	63.0	2,110	13	8	355.7	22.6	184.0
<b>UAB, 2012</b>	279	477	58.5	3,706	21	13	419.1	28.2	308.8
<b>WKU, 2013</b>	246	374	65.8	2,857	14	14	458.5	30.8	261.7
<b>WKU, 2014</b>	375	552	67.9	4,830	49	10	534.6	44.4	374.0
<b>WKU, 2015</b>	388	540	71.9	5,055	48	9	526.4	44.3	372.2
<b>WKU, 2016</b>	<b>54</b>	<b>86</b>	<b>62.8</b>	<b>920</b>	<b>5</b>	<b>2</b>	<b>430.7</b>	<b>29.0</b>	<b>345.3</b>
<b>Totals</b>	<b>3,428</b>	<b>5,340</b>	<b>64.2</b>	<b>44,949</b>	<b>327</b>	<b>130</b>			



RECORD BREAKDOWN

	In 2016	Under Brohm
Record	2-1	22-8
Conference USA	1-0	13-4
Non-Conference	1-1	8-4
AAC	0-0	1-0
MAC	1-0	4-0
Big Ten	0-0	0-2
SEC	0-1	1-2
Home	1-0	12-1
Away	1-1	8-7
Neutral	0-0	2-0
Artificial Turf	2-0	20-6
Natural Grass	0-1	2-2
Day Games	1-1	17-5
Night Games	1-0	5-3
TV Games	2-1	20-7
ESPN Networks	1-1	5-3
CBS SN	0-0	6-0
BTN	0-0	0-1
Fox Networks	0-0	9-1
ASN	0-0	0-2
In August	0-0	1-0
In September	2-1	6-4
In October	0-0	5-3
In November	0-0	7-1
In December	0-0	3-0
When Scoring First	2-0	15-1
When Opponent Scores First	0-1	7-7
When Leading after 1st Quarter	2-0	16-3
When Trailing after 1st Quarter	0-1	4-5
When Tied after 1st Quarter	0-0	2-0
When Leading at Half	2-0	17-4
When Trailing at Half	0-1	4-3
When Tied at Half	0-0	1-1
When Leading after 3rd Quarter	2-0	20-3
When Trailing after 3rd Quarter	0-1	1-4
When Tied after 3rd Quarter	0-0	1-1
In Overtime Games	0-0	1-1
Scoring < 20 points	0-1	1-2
Scoring 20+ points	2-0	21-6
Scoring 30+ points	2-0	21-5
Scoring 40+ points	1-0	17-1
Opponent scoring < 20 points	1-0	7-0
Opponent scoring 20+ points	1-1	15-8
Opponent scoring 30+ points	0-1	7-8
Opponent scoring 40+ points	0-0	3-6
Rushing for < 100 yards	1-1	4-3
Rushing for 100+ yards	1-0	18-5
Rushing for 200+ yards	0-0	7-0
Rushing for 300+ yards	0-0	1-0
Passing for < 100 yards	0-0	0-0
Passing for 100+ yards	2-1	22-8
Passing for 200+ yards	2-1	21-7
Passing for 300+ yards	1-0	16-5
Passing for 400+ yards	1-0	11-2
Total Offense < 300 Yards	0-1	1-2
Total Offense 300+ Yards	2-0	21-6
Opponent has < 300 yards total off.	1-0	5-0
Opponent has 300+ yards total off.	1-1	17-8
Opponent rushes for < 100 yards	1-0	4-0
Opponent rushes for 100+ yards	1-1	18-8
Opponent passes for 200+ yards	1-1	10-8
Opponent passes for 300+ yards	1-1	7-5
Having a 100-yard rusher	1-0	13-3
Opp. has a 100-yard rusher	0-0	10-5
Commit No Turnovers	1-0	9-1
Win Turnover Battle	1-0	14-2
Equal Turnovers as Opponent	0-0	4-1
Lose Turnover Battle	1-1	4-5
Lead Time of Possession	1-0	7-1
Trail Time of Possession	1-1	15-7
More Plays than Opponent	0-0	12-2
Same Number of Plays as Opponent	0-0	2-0
Less Plays than Opponent	2-1	8-6

INDIVIDUAL

OFFENSE

Rushing Yards

- 345, Leon Allen vs. Army (11/15/14)\*
- 237, Leon Allen at Marshall (11/28/14)
- 193, Anthony Wales at North Texas (10/15/15)
- 185, Anthony Wales at Old Dominion (10/31/15)
- 182, Leon Allen vs. Old Dominion (10/25/14)
- \* - School and C-USA record

Rushing Attempts

- 33, Leon Allen vs. Army (11/15/14)
- 33, Leon Allen at Marshall (11/28/14)
- 32, Leon Allen vs. Old Dominion (10/25/14)
- 30, Leon Allen at Middle Tennessee (9/13/14)
- 27, Leon Allen vs. Bowling Green (8/29/14)

Rushing Touchdowns

- 4, Anthony Wales at Old Dominion (10/31/15)
- 3, Leon Allen vs. Army (11/15/14)
- 3, D'Andre Ferby at FIU (11/21/15)
- 3, Anthony Wales vs. UAB (10/4/14)
- 2, Eight times; Last: Anthony Wales vs. Rice (9/1/16)

Passing Yards

- 593, Brandon Doughty at Middle Tennessee (9/13/14)\*
- 569, Brandon Doughty vs. Bowling Green (8/29/14)
- 517, Mike White vs. Rice (9/1/16)
- 491, Brandon Doughty at Marshall (11/28/14)
- 486, Brandon Doughty vs. C. Michigan (12/24/14)
- \* - School and C-USA record

Pass Completions

- 46, Brandon Doughty vs. Bowling Green (8/29/14)\*
- 43, Brandon Doughty at Middle Tennessee (9/13/14)
- 38, Brandon Doughty at Navy (9/27/14)
- 37, Brandon Doughty at LSU (10/24/15)
- 35, Brandon Doughty at Indiana (9/19/15)
- \* - School record

Pass Attempts

- 66, Brandon Doughty at Middle Tennessee (9/13/14)\*
- 61, Brandon Doughty at LSU (10/24/15)
- 56, Brandon Doughty vs. Bowling Green (8/29/14)
- 54, Brandon Doughty at Navy (9/27/14)
- 52, Brandon Doughty vs. Southern Miss (12/5/15)
- \* - School record

Passing Touchdowns

- 8, Brandon Doughty at Marshall (11/28/14)\*
- 6, Brandon Doughty vs. Bowling Green (8/29/14)
- 6, Brandon Doughty vs. Miami (OH) (9/26/15)
- 5, Five times; Last: Doughty vs. Marshall (11/27/15)
- \* - School record

Receptions

- 12, Taywan Taylor vs. Bowling Green (8/29/14)\*
- 11, Nicholas Norris at Miami (OH) (9/17/16)
- 11, Jared Dangerfield vs. Miami (OH) (9/26/15)
- 11, Tyler Higbee at Indiana (9/19/15)
- 10, Jared Dangerfield vs. Bowling Green (8/29/14)
- 10, Taywan Taylor at LSU (10/24/15)
- \* - School record in FBS era

Receiving Yards

- 196, Taywan Taylor at Indiana (9/19/15)\*
- 187, Nicholas Norris at Miami (OH) (9/17/16)
- 185, Taywan Taylor vs. Bowling Green (8/29/14)
- 174, Nicholas Norris at Middle Tennessee (9/13/14)
- 165, Taywan Taylor vs. Southern Miss (12/5/15)
- 165, Taywan Taylor vs. Rice (9/1/16)
- \* - School record in FBS era

Receiving Touchdowns

- 3, Taywan Taylor vs. Middle Tennessee (10/10/15)\*
- 3, Tyler Higbee at Marshall (11/28/14)\*
- 2, 15 Times; Last: Nicholas Norris vs. Rice (9/1/16)
- \* - School record in FBS era

Total Offense

- 579, Brandon Doughty at Middle Tennessee (9/13/14)
- 567, Brandon Doughty vs. Bowling Green (8/29/14)
- 517, Mike White vs. Rice (9/1/16)
- 495, Brandon Doughty at Indiana (9/19/15)
- 490, Brandon Doughty vs. C. Michigan (12/24/14)

DEFENSE

Tackles

- 15, Daqual Randall vs. UAB (10/4/14)
- 13, Dejon Brown vs. FAU (11/7/15)
- 13, Brandon Leston at Old Dominion (10/31/15)
- 13, T.J. McCollum at Old Dominion (10/31/15)
- 12, 8 times; Last: Keith Brown at Miami (OH) (9/17/16)

Tackles for Loss

- 4.0, T.J. McCollum at FIU (11/21/15)
- 3.5, Nick Holt at Old Dominion (10/31/15)
- 3.0, T.J. McCollum vs. Miami (OH) (9/26/15)
- 2.5, Three times; Last: Marcus Ward vs. MT (10/10/15)

Sacks

- 3.0, Nick Holt at Old Dominion (10/31/15)
- 2.0, Six times; Last: Omarius Bryant & Chris Johnson at Miami (Ohio) (9/17/16)

Interceptions

- 3, Branden Leston at Marshall (11/28/14)
- 2, Nick Holt vs. Marshall (11/27/15)

SPECIAL TEAMS

Field Goals Made

- 4, Garrett Schwettman vs. Louisiana Tech (9/10/15)
- 3, Garrett Schwettman vs. Middle Tennessee (10/10/15)
- 2, Four times; Last: Ryan Nuss vs. Rice (9/1/16)

Punting Average (Min. 3 punts)

- 47.0/8, Jake Collins at Alabama (9/10/16)
- 46.8/5, Jake Collins at LSU (10/24/15)
- 42.2/6, Jake Collins vs. South Florida (12/21/15)
- 41.8/6, Jake Collins at Rice (10/3/15)
- 41.8/4, Jake Collins vs. Miami (OH) (9/26/15)

Kickoff Return Average (Min. 3 returns)

- 48.6/3, Kylen Towner at Miami (OH) (9/17/16)
- 37.2/5, Kylen Towner vs. Old Dominion (10/25/14)
- 37.0/3, Kylen Towner vs. Rice (9/1/16)
- 28.3/3, Kylen Towner vs. Southern Miss (12/5/15)
- 27.3/3, Willie McNeal vs. Middle Tennessee (9/13/14)

Punt Return Average (Min. 2 returns)

- 26.0/2, Nacarius Fant at Miami (OH) (9/17/16)
- 18.5/2, Nacarius Fant vs. South Florida (12/21/15)
- 12.3/3, Kylen Towner vs. LA Tech (9/10/15)
- 8.0/3, Willie McNeal at Navy (9/27/14)
- 8.0/2, Kylen Towner vs. Miami (OH) (9/26/15)
- 6.5/2, Nacarius Fant at Alabama (9/10/16)

# Brohm SUPERLATIVES

## TEAM

### OFFENSE

#### First Downs

40, vs. Bowling Green (8/29/14)  
 37, at Marshall (11/28/14)  
 35, at North Texas (10/15/15)

#### Rushing Yards

383, vs. Army (11/15/14)  
 283, at North Texas (10/15/15)  
 253, at FIU (11/21/15)

#### Rushing Attempts

45, vs. Old Dominion (10/25/14)  
 43, vs. Marshall (11/27/15)  
 41, vs. Army (11/15/14)

#### Rushing Touchdowns

5, at FIU (11/21/15)  
 4, vs. Army (11/15/14)  
 4, at Old Dominion (10/31/15)

#### Passing Yards

593, at Middle Tennessee (9/13/14)  
 569, vs. Bowling Green (8/29/14)  
**552, vs. Rice (9/1/16)**

#### Pass Attempts

66, at Middle Tennessee (9/13/14)  
 61, at LSU (10/24/15)  
 56, vs. Bowling Green (8/29/14)

#### Passing Completions

46, vs. Bowling Green (8/29/14)  
 43, at Middle Tennessee (9/13/14)  
 38, at Navy (9/27/14)

#### Passing Touchdowns

8, at Marshall (11/28/14)  
 6, Three times; Last: vs. Middle Tennessee (10/10/15)  
 5, Five times; Last: vs. Marshall (11/27/15)

#### Total Offense

738, at Marshall (11/28/14)  
 718, at Middle Tennessee (9/13/14)  
 708, vs. Bowling Green (8/29/14)

#### Points

67, at Marshall (66) (11/28/14)  
 66, vs. Old Dominion (51) (10/25/14)  
 63, at FIU (7) (11/21/15)

### DEFENSE

#### Fewest First Downs

10, at FIU (11/21/15)  
 12, vs. UTSA (11/22/14)  
 14, vs. Southern Miss (12/5/15)

#### Fewest Rush Yards

31, vs. Marshall (11/27/15)  
 64, at Illinois (9/6/14)  
 73, at FIU (11/21/15)

#### Fewest Pass Yards (Does not include triple option teams)

95, at FIU (11/21/15)  
 119, vs. UTSA (11/22/14)  
 158, vs. UTEP (11/8/14)

#### Fewest Total Yards

168, at FIU (11/21/15)  
 234, vs. UTSA (11/22/14)  
 273, vs. Marshall (11/27/15)

### LONGEST PLAYS (+ - play resulted in TD)

#### Rush

80, Leon Allen vs. Army (11/15/14)+  
 75, Anthony Wales vs. UAB (10/4/14)+  
 59, Antwane Grant at FIU (11/21/15)+  
 48, Leon Allen vs. Army (11/15/14)  
 47, Anthony Wales at Old Dominion (10/31/15)+

#### Pass

**87, M. White to N. Norris vs. Rice (9/1/16)+**  
 78, B. Doughty to T. Taylor at Indiana (9/19/15)+  
 75, B. Doughty to T. Taylor at Marshall (11/18/14)+  
 69, B. Doughty to N. Norris vs. USF (12/21/15)+  
 67, B. Doughty to W. McNeal vs. UTSA (11/22/14)+

#### Punt

59, Jake Collins at North Texas (10/15/15)  
 58, Jake Collins vs. USF (12/21/15)  
**56, Jake Collins vs. Rice (9/1/16)**  
 55, Joseph Occhipinti vs. Bowling Green (8/29/14)  
**54, Jake Collins at Alabama (9/10/16)**

#### Field Goal

46, Garrett Schwettman vs. LA Tech (9/10/15)  
 43, Garrett Schwettman at North Texas (10/15/15)  
 42, Garrett Schwettman at FAU (10/18/14)  
 41, Garrett Schwettman at Illinois (9/6/14)  
 39, Three times; Last: Schwettman vs. USF (12/21/15)

#### Punt Return

**49, Nacarius Fant at Miami (OH) (9/17/16)+**  
 37, Nacarius Fant vs. USF (12/21/15)  
 32, Kylen Towner vs. LA Tech (9/10/15)  
 22, Kylen Towner vs. FAU (11/7/15)

#### Kick Return

98, Kylen Towner vs. LA Tech (9/10/15)+  
 94, Kylen Towner vs. Old Dominion (10/25/14)+  
**79, Kylen Towner at Miami (OH) (9/17/16)**  
 61, Kylen Towner vs. Southern Miss (12/5/15)  
**54, Kylen Towner vs. Rice (9/1/16)**

#### Interception Return

96, Juwan Gardner vs. Old Dominion (10/25/14)+  
 92, Wonderful Terry at FIU (11/21/15)+  
 90, Wonderful Terry vs. UTEP (11/8/14)+  
 85, Ricardo Singh vs. UAB (10/4/14)+  
 43, Wonderful Terry at Navy (9/27/14)+

#### Fumble Return

95, Wonderful Terry at Illinois (9/6/14)+  
 37, Cam Thomas vs. UAB (10/4/14)  
 26, Dejon Brown at FIU (11/21/15)

## BROHM'S INFLUENCES

### AS A PLAYER

#### San Diego Chargers (1994)

Bobby Ross  
 Sylvester Croom  
 Junior Seau (player)

#### Washington Redskins (1995)

Cam Cameron  
 Norv Turner  
 Russ Grimm

#### San Francisco 49ers (1995-97)

George Seifert  
 Pete Carroll  
 Steve Mariucci  
 Jay Gruden  
 Marty Mornhingweg  
 Steve Young  
 Jerry Rice  
 Terrell Owens  
 Rod Woodson

#### Tampa Bay Buccaneers (1998)

Tony Dungy  
 Herm Edwards  
 Monte Kiffin  
 Rod Marinelli  
 Mike Shula  
 Lovie Smith  
 Trent Dilfer  
 Warren Sapp  
 Derrick Brooks

#### Denver Broncos (1999)

Mike Shanahan  
 Gary Kubiak

#### Cleveland Browns (2000)

Romeo Crennel  
 Tony Sparano

### AS A COACH

#### Louisville (Player 1989-93, Asst. Coach 2003-08)

Howard Schnellenberger  
 Bobby Petrino  
 Danny Hope  
 Paul Petrino  
 Greg Nord  
 Mike Cassidy  
 Ken Delgado  
 Mike Summers  
 Ron English

#### Illinois (Quarterbacks Coach 2010-11)

Ron Zook  
 Dan Disch

# 2016 NOTEBOOK

## 2016 TEAM CAPTAINS

WKU's season-long team captains are voted on by the team at the first team meeting of the fall. On offense, **OL Forrest Lamp**, **WR Taywan Taylor** and **RB Anthony Wales**. On defense, **LB Drew Davis**, **LB T.J. McCollum** and **DB Marcus Ward**. Lamp is a returning two-time captain.

## TOUGH OUT OF CONFERENCE

After going 0-12 against non-conference foes in their first three years as an FBS team (2009-11), WKU has turned it around and has been on a hot streak against teams from outside their conference.

Since 2012, the Hilltoppers are 15-7 against non-conference opponents with their only losses coming at No. 1 Alabama (2016), at Indiana and No. 5 LSU (2015), at Illinois (2014), at Tennessee (2013), at No. 1 Alabama (2012) and vs. Central Michigan in the 2012 Little Caesar's Pizza Bowl. WKU is 11-1 over that same span against teams from outside the Power 5 conferences.

### OUT-OF-CONFERENCE WINS SINCE 2012

2012			2014			2016		
Date	Opponent	Score	Date	Opponent	Score	Date	Opponent	Score
S1	Austin Peay	49-10	A29	Bowling Green	59-31	S17	Miami (Ohio)	31-24
S15	at Kentucky	32-31 (OT)	S27	at Navy	36-27			
S22	Southern Miss	42-17	N15	Army	52-24			
			D24	vs. C. Michigan	49-48			
2013			2015					
Date	Opponent	Score	Date	Opponent	Score			
A31	vs. Kentucky	35-26	S3	at Vanderbilt	14-12			
S21	Morgan State	58-17	S26	Miami (Ohio)	56-14			
S28	Navy	19-7	D21	vs. South Florida	45-35			
N9	at Army	21-17						

## HILLTOPPERS AT HOME

Under Jeff Brohm, the Hilltoppers have been nearly unstoppable inside the confines of Houchens-Smith Stadium, where they have tallied an 12-1 record since the Brohm Era began.

WKU averages 48.2 points at home under Brohm (626 points over 13 games) and carries a 11-game home winning streak into the week, the longest since winning 13 between 1987 and 1989. WKU has won 11 or more games in a row at home just four times in program history and more than 11 just twice.

(11) 2014-16; 1972-74 | (13) 1987-89 | (14) 1931-33

### AT HOME IN THE BROHM ERA

Date	Opponent	Result	Date	Opponent	Result
Aug. 29, 2014	Bowling Green	W, 59-31	Sept. 26, 2015	Miami (OH)	W, 56-14
Oct. 4, 2014	UAB	L, 39-42	Oct. 10, 2015	Middle Tennessee	W, 58-28
Oct. 25, 2014	Old Dominion	W, 66-51	Nov. 7, 2015	FAU	W, 35-19
Nov. 8, 2014	UTEP	W, 35-27	Nov. 27, 2015	Marshall	W, 49-28
Nov. 15, 2014	Army	W, 52-24	Dec. 5, 2015	Southern Miss	W, 45-28
Nov. 22, 2014	UTSA	W, 45-7	Sept. 1, 2016	Rice	W, 46-14
Sept. 10, 2015	LA Tech	W, 41-38			

## CHECKING THE JERSEYS

Since 2013, the Hilltoppers have worn multiple jersey combinations in conjunction with apparel provider Russell Athletic. WKU typically wears a red jersey at home and a white jersey on the road with the potential for three different pant combinations - red, white, and black. Below are WKU's records in each combination.

### RECORD BY JERSEY COMBINATION

RED-RED (6-1)			BLACK-BLACK (3-1)			WHITE-RED (10-5)		
Sept. 28, 2013	Navy	W, 19-7	Oct. 15, 2013	Louisiana-Lafayette	L, 20-37	Sept. 7, 2013	at Tennessee	L, 20-52
Oct. 3, 2013	at ULM	W, 31-10	Oct. 25, 2014	Old Dominion	W, 66-51	Nov. 2, 2013	at Georgia State	W, 44-28
Nov. 30, 2013	Arkansas State	W, 34-31	Nov. 15, 2014	Army	W, 52-24	Nov. 9, 2013	at Army	W, 21-17
Aug. 29, 2014	Bowling Green	W, 59-31	Nov. 27, 2015	Marshall	W, 49-28	Nov. 23, 2013	at Texas State	W, 38-7
Oct. 4, 2014	UAB	L, 39-42				Sept. 6, 2014	at Illinois	L, 34-42
Nov. 8, 2014	UTEP	W, 35-27				Sept. 27, 2014	at Navy	W, 36-27
Oct. 10, 2015	Middle Tennessee	W, 58-28				Oct. 18, 2014	at Florida Atlantic	L, 38-45
						Nov. 1, 2014	at LA Tech	L, 10-59
RED-WHITE (3-1)			WHITE-WHITE (4-4)			Nov. 28, 2014	at Marshall	W, 67-66
Aug. 31, 2013	vs. Kentucky	W, 35-26	Sept. 14, 2013	at South Alabama	L, 24-31	Sept. 3, 2015	at Vanderbilt	W, 14-12
Oct. 26, 2013	Troy	L, 26-32	Sept. 21, 2013	Morgan State	W, 58-17	Sept. 19, 2015	at Indiana	L, 35-38
Dec. 24, 2014	vs. Central Michigan	W, 49-48	Sept. 19, 2014	at Middle Tennessee	L, 47-50	Oct. 15, 2015	at North Texas	W, 55-28
Dec. 5, 2015	Southern Miss	W, 45-28	Sept. 26, 2015	Miami (Ohio)	W, 56-14	Oct. 31, 2015	at Old Dominion	W, 55-30
			Oct. 3, 2015	at Rice	W, 49-10	Dec. 21, 2015	vs. South Florida	W, 45-35
RED-BLACK (4-0)			Oct. 24, 2015	at #5 LSU	L, 20-48	Sept. 17, 2016	at Miami (Ohio)	W, 31-24
Nov. 22, 2014	UTSA	W, 45-7	Nov. 21, 2015	at FIU	W, 63-7			
Sept. 10, 2015	LA Tech	W, 41-38	Sept. 10, 2016	at #1 Alabama	L, 10-38			
Nov. 7, 2015	FAU	W, 35-19						
Sept. 1, 2016	Rice	W, 46-14						

## AP TOP 25

Rk.	Team	Pts.	Rec.	LW
1	Alabama (50)	1510	3-0	1
2	Ohio State (4)	1442	3-0	3
3	Louisville (6)	1406	3-0	10
4	Michigan (1)	1277	3-0	4
5	Clemson	1258	3-0	5
6	Houston	1245	3-0	6
7	Stanford	1195	2-0	7
8	Michigan State	1084	2-0	12
9	Washington	1040	3-0	8
10	Texas A&M	890	3-0	17
11	Wisconsin	828	3-0	9
12	Georgia	726	3-0	16
13	Florida State	722	2-1	2
14	Tennessee	707	3-0	15
15	Miami (Fla.)	565	3-0	25
16	Baylor	529	3-0	21
17	Arkansas	528	3-0	24
18	LSU	517	2-1	20
19	Florida	479	3-0	23
20	Nebraska	420	3-0	NR
21	Texas	196	2-1	11
22	San Diego State	183	3-0	NR
23	Ole Miss	172	1-2	19
24	Utah	154	3-0	NR
25	Oklahoma	39	1-2	14

**Others Receiving Votes:** TCU 132, UCLA 74, North Dakota State 74, Boise State 69, Iowa 47, California 44, Oklahoma State 42, Notre Dame 32, Oregon 23, North Carolina 17, Georgia Tech 17, Central Michigan 16, South Florida 7, Western Michigan 6, Toledo 6, Maryland 3, Arizona State 3, Virginia Tech 1.

## AMWAY COACHES POLL

Rk.	Team	Record	Pts	Prv.
1	Alabama (59)	3-0	1571	1
2	Ohio State (3)	3-0	1482	4
3	Clemson (1)	3-0	1405	3
4	Louisville	3-0	1331	10
5	Michigan	3-0	1302	5
6	Stanford	2-0	1273	6
7	Houston	3-0	1235	7
8	Michigan State	2-0	1156	8
9	Washington	3-0	1065	9
10	Wisconsin	3-0	872	12
11	Georgia	3-0	847	13
12	Tennessee	3-0	805	15
13	Texas A&M	3-0	791	20
14	Florida State	2-1	742	2
15	Baylor	3-0	658	19
16	Florida	3-0	598	23
17	LSU	2-1	522	22
18	Arkansas	3-0	500	24
19	Miami (Fla.)	3-0	441	25
20	Nebraska	3-0	373	NR
21	TCU	2-1	166	NR
21	Mississippi	1-2	166	17
23	Utah	3-0	155	NR
24	Texas	2-1	143	16
25	Iowa	2-1	140	11

**Others Receiving Votes:** Oklahoma 106; North Carolina 95; San Diego State 87; UCLA 81; Boise State 62; Oregon 50; Oklahoma State 46; Arizona State 34; South Florida 32; Georgia Tech 28; Notre Dame 23; West Virginia 19; Western Michigan 16; Minnesota 11; Navy 10; California 6; Central Michigan 6; Toledo 6; Maryland 4; Memphis 4; Kansas State 4; Army 2; Auburn 2; **WKU 2**.



CONFERENCE USA STANDINGS

EAST		
	Overall	C-USA
<b>WKU</b>	<b>2-1</b>	<b>1-0</b>
Florida Atlantic	1-2	0-0
Middle Tennessee	2-1	0-0
Old Dominion	1-2	0-0
Marshall	1-1	0-0
FIU	0-3	0-0
Charlotte	0-3	0-0

WEST		
	Overall	C-USA
Southern Miss*	2-1	0-0
LA Tech	1-2	0-0
North Texas	1-2	0-0
UTEP	1-2	0-0
UTSA	1-2	0-0
Rice	0-3	0-1

THIS WEEK IN CONFERENCE USA

**SATURDAY, SEPTEMBER 24**

Charlotte at Temple (ASN) .....	11 a.m.
UTSA at Old Dominion (KMYS) .....	2:30 p.m.
Ball State at Florida Atlantic (CUSA TV) .....	5 p.m.
North Texas at Rice (CUSA TV) .....	5 p.m.
UCF at FIU (beIN SPORTS) .....	6 p.m.
LA Tech at Middle Tennessee (ASN) .....	6 p.m.
Louisville at Marshall (CBSSN) .....	7 p.m.
Southern Miss at UTEP (Campus Ins.) .....	7 p.m.

C-USA PLAYERS OF THE WEEK

<b>Sept. 5</b> O: Mike White, WKU D: Xavier Woods, LA Tech S: Parker Shaunfield, USM	<b>Oct. 24</b> O: D: S:
<b>Sept. 12</b> O: Trent Taylor, LA Tech D: Anthony Wilson, Old Dominion S: Allenzae Staggers, USM	<b>Oct. 31</b> O: D: S:
<b>Sept. 19</b> O: D: S:	<b>Nov. 7</b> O: D: S:
<b>Sept. 26</b> O: D: S:	<b>Nov. 14</b> O: D: S:
<b>Oct. 3</b> O: D: S:	<b>Nov. 21</b> O: D: S:
<b>Oct. 10</b> O: D: S:	<b>Nov. 28</b> O: D: S:
<b>Oct. 17</b> O: D: S:	

WHAT A DEBUT

In his first start as a Hilltopper, Mike White laid to rest the questions of WKU's post-Brandon Doughty offensive success. In three quarters of play, White threw for 517 yards on 25-of-31 passing with three touchdowns. It was the best debut by a Hilltopper quarterback in school history, and he was one of three quarterbacks to win their conference offensive player of the week award and be named to the Davey O'Brien and Manning Award weekly award lists, joining J.T. Barrett (Ohio State) and Greg Ward, Jr. (Houston).

NOTING THE PERFORMANCE

- White's 517 yards are the third-most in school history and just the third-ever 500-yard game with Doughty owning the other two in 2014 (569 vs. Bowling Green; 593 vs. Middle Tennessee)
- His 98.3 QBR, according to ESPN Stats and Info, was the highest QBR by an FBS quarterback in Week 1 in the past 10 years. Additionally, since 2000, only seven quarterbacks have thrown for at least 500 yards with an 80-percent or better completion percentage - White and Doughty are two of those seven.
- The yardage total is also the 10th-most in a single game in C-USA history, the second time a WKU quarterback has posted a 500-yard game in their conference debut (Doughty vs. Bowling Green)

THE MAGNIFICENT MR. TAYLOR

Few wide receivers across college football have been as productive, explosive and dangerous as WR Taywan Taylor over the past two seasons. After a breakout season in 2015 in which he broke WKU records for receiving yards (season and career), touchdowns (season and career) and receptions (season), Taylor has continued his hot streak into 2016.

NOTING TAYWAN TAYLOR

- Signed in 2013, Jeff Brohm was his primary recruiter and convinced then-head coach Bobby Petrino to offer Taylor based solely on watching him play basketball in-person
- Owns every season and career receiving record in WKU history, surpassing the career receptions mark of 172 at Miami in Week 3
- Has tallied the second-most 100-yard receiving games among active players since 2015 (13) - trailing only Western Michigan's Corey Davis, and of his 103 receptions since 2015, 52 have gone for first downs
- One of only four "Group of Five" receivers to have 120-yards or more on Alabama since 2000

LOCKDOWN LAMP

If there were an offensive line equivalent of a lockdown corner, LT Forrest Lamp would be it for the Hilltoppers. Lamp has started every game of his career on The Hill, initially at right guard before moving to left tackle the fourth game of his redshirt freshman season where he's been ever since.

Against Alabama's vaunted defensive front, Lamp had 40 pass block situations and "won" on 39 of those without surrendering a sack and just one quarterback hit. Lamp has not allowed a sack over the past two seasons, grading out as one of the nation's top offensive tackles by Pro Football Focus.

TOP OF HIS CLASS

Of the 20 FBS coaches hired as a part of the 2014 hiring class, only two coaches led their teams to consecutive bowl victories - Jeff Brohm and Bryan Harsin (Boise State). Only Brohm was a first-year collegiate head coach when he was hired.

TEAM	NEW COACH	2014 BOWL	2015 BOWL
<b>WKU</b>	<b>Jeff Brohm*</b>	<b>Bahamas Bowl   W, 49-48</b>	<b>Miami Beach Bowl   W, 45-35</b>
Boise State	Bryan Harsin	Fiesta Bowl   W, 38-30	Poinsettia Bowl   W, 55-7

THE GROUP OF...SEVEN

WKU is one of seven "Group of Five" programs to win seven or more games in five consecutive seasons - the longest active streak in Conference USA.

TEAM	2011	2012	2013	2014	2015	2016
<b>WKU</b>	<b>7-5</b>	<b>7-6</b>	<b>8-4</b>	<b>8-5</b>	<b>12-2</b>	<b>2-1</b>
Cincinnati	10-3	10-3	9-4	9-4	7-6	2-1
Northern Illinois	11-3	12-2	12-2	11-3	8-6	0-3
Toledo	9-4	9-4	7-5	9-4	10-2	3-0
Boise State	12-1	11-2	8-5	12-2	9-4	2-0
San Diego State	8-5	9-4	8-5	7-6	11-3	3-0
Arkansas State	10-3	10-3	8-5	7-6	9-4	0-3

NOTE EXPANDED

**Other win totals since 2011 across C-USA include:**

Marshall - 46	Rice - 34
<b>WKU - 44</b>	Middle Tennessee - 33
LA Tech - 40	Southern Miss - 29

500'S THE MARK

Under Jeff Brohm, the Hilltoppers have become an offensive juggernaut. Since 2014, only Oregon and Baylor have had more 500-yard performances on offense.

**500-YARD GAMES SINCE 2014:** Baylor - 22 | Oregon - 21 | **WKU**, Texas Tech - 20 | Bowling Green - 18

# 2016 NOTEBOOK

## BROHM SQUAD - YEAR THREE

After turnover at the head coaching position resulted in three head coaches in three years (Taggart – 2012; Petrino – 2013; Brohm – 2014), the Hilltoppers enter their third year with head coach Jeff Brohm.

Consistency has been key in Brohm's success as the offensive and defensive systems have remained intact, regardless of coaching changes. WKU Associate Head Coach and Defensive Coordinator Nick Holt enters his fourth season on The Hill. However, WKU is one of four programs to have six new position coaches entering the year.

	2015 POSITION COACH	2016 POSITION COACH
<b>Quarterbacks</b>	Tyson Helton	Brian Brohm
<b>Offensive Line</b>	Neil Callaway	Dale Williams
<b>Tight Ends</b>	Ryan Wallace (GA)	Tony Levine
<b>Wide Receivers</b>	Jamarcus Shephard	Bryan Ellis
<b>Running Backs</b>	Bryan Ellis	Chris Barclay
<b>Defensive Ends</b>	Ken Delgado	Reggie Johnson
<b>Safeties</b>	Mike Cassity	Ryan Beard

## ONLY TWO IN A TOP 10 TRIO

Since Jeff Brohm's first season as head coach, only two teams have finished in the Top 10 in Total Offense, Scoring Offense and Passing Offense: WKU and TCU.

### RANKINGS BY YEAR

	2014	2015
<b>Total Offense:</b>	WKU (4, 534.6)   TCU (5, 533.0)	WKU (9, 526.4)   TCU (3, 562.8)
<b>Scoring Offense:</b>	WKU (6, 44.4)   TCU (2, 46.5)	WKU (3, 44.3)   TCU (7, 42.1)
<b>Passing Offense:</b>	WKU (2, 374.3)   TCU (7, 326.2)	WKU (4, 377.2)   TCU (8, 347.5)

## REPLACING NUMBER 12

After three years as the starter, Brandon Doughty shattered every passing record on the books and left WKU 27-11 as a starter, with a pair of bowl wins, a conference championship and a Top 25 ranking to his ledger. Where Doughty threw for a combined 12,855 yards on 1,491 attempts over his career, the four quarterbacks on the 2016 roster have combined to attempt 468 passes for 3,131 yards with a large majority of those coming from Mike White's two years as a starter at South Florida.

While you can spend hours finding more records Doughty set during his three years as a starter, here are the 35 most prominent records and two other C-USA Records.

### SCHOOL RECORDS HELD BY BRANDON DOUGHTY

CAREER (17)	SEASON (12)	GAME (6)
<b>Passing Yards</b> - 12,855	<b>Passing Yards</b> - 5,055 (2015)*	<b>Passing Yards</b> - 593 at Middle Tennessee, 9/13/14 ( <i>C-USA Record</i> )
<b>Touchdown Passes</b> - 111	<b>Touchdown Passes</b> - 49 (2014)*	<b>Touchdown Passes</b> - 8 at Marshall, 11/28/14*
<b>Passing Completions</b> - 1,023	<i>(C-USA Record)</i>	<b>Touchdown Passes</b> - 8 at Marshall, 11/28/14*
<b>Passing Attempts</b> - 1,491	<b>Passing Completions</b> - 388 (2015)	<b>Passing Completions</b> - 46 vs. Bowling Green, 8/29/14
<b>Completion Percentage</b> - 68.6	<b>Passing Attempts</b> - 552 (2014)	<b>Passing Attempts</b> - 66 at Middle Tennessee, 9/13/14
<b>C-USA Completion Percentage</b> - 69.87	<b>Completion Percentage</b> - 71.9 (2015)*	<b>Completion Percentage</b> - 88.5 (23-26) vs. Old Dominion, 10/25/14
<b>Passing Yards Per Game</b> - 299.0	<b>Passing Yards Per Game</b> - 371.5 (2014)	<b>Passer Rating</b> - 271.8 vs. Old Dominion, 10/25/14
<b>Passer Rating</b> - 161.0	<b>Passer Rating</b> - 176.5 (2015)	<i>* - Led the FBS that season</i>
<b>C-USA Passer Rating</b> - 171.74	<b>Total Plays</b> - 591 (2014)	
<b>Total Plays</b> - 1,594	<b>Total Yards</b> - 4,933 (2015)	
<b>Total Yards</b> - 12,577	<b>Touchdowns Resp. For</b> - 51 (2014)	
<b>Touchdowns Responsible For</b> - 114	<b>200-yard Passing Games</b> - 14 (2015)*	
<b>Consecutive Att. without an INT</b> - 394	<b>300-yard Passing Games</b> - 10 (2014/15)*	
<b>200-yard Passing Games</b> - 33	<b>400-yard Passing Games</b> - 6 (2015)*	
<b>300-yard Passing Games</b> - 22	<b>500-yard Passing Games</b> - 2 (2014)	
<b>400-yard Passing Games</b> - 10	<i>* - Led the FBS that season</i>	
<b>500-yard Passing Games</b> - 2		

## GROUND AND POUND

Dating back to 2010, WKU has had a 100-yard rusher in 56-of-78 games (71.9 percent), even with a shift to a high-flying passing attack.

Bobby Rainey rushed for 100-yards or more in nine of 12 games in 2010 and 10 of 12 in 2011. Antonio Andrews picked up in 2012 with 10 of 13 games and 11 of 12 in 2013. Leon Allen contributed six 100-yard performances in 2014 while Ace Wales tallied over 100 yards on the ground against UAB. Freshman D'Andre Ferby tallied his first 100-yard performance, and the first of 2015, against Miami (Ohio). Wales tallied seven 100-yard performances in 2015, including six-straight vs. C-USA opponents between Middle Tennessee and Marshall. Quinton Baker picked up the first 100-yarder of 2016 at Miami.

## QUICK HITS

- WKU has held a lead in all but three games that Jeff Brohm has been on the WKU sideline, either as the head coach or assistant coach (39-of-42), and in all but five games since 2012 (50-of-55).
- The 2015 Hilltoppers were the first league team to win four consecutive league games by 25 points or more since Houston in 2011 who won seven straight.
- With their win at Vanderbilt in 2015, WKU became the first C-USA team to defeat an SEC opponent since UCF's win over Georgia in the 2010 Liberty Bowl.
- WKU has closed three consecutive regular seasons with four-game winning streaks and no one has won more games in November over the past three seasons than WKU's 12. Florida State and Ohio State are tied with WKU.
- In the first game on Feix Field following the passing of legendary player and coach Jimmy Feix, WKU scored 66 points in a win over ODU in 2014. Feix's No. 66 remains one of four retired jerseys for WKU.
- From 2010-2014, WKU had a running back hit the 1,500-yard barrier, becoming just the second program in FBS history to have such a streak (Northern Illinois, 2002-06).
- WKU led the nation in 40-point games with 10 in 2015. Baylor and Oklahoma each had nine while five others tied at eight. Southern Miss was the next closest C-USA school with seven.
- Taywan Taylor was the only player in the nation in 2015 to have a touchdown catch in 11 games. Notre Dame's Will Fuller had a touchdown catch in 10.
- WKU led the nation in 50-yard passing plays with 16 and was second nationally in 20-yard passing plays with 76. Brandon Doughty led the nation in 10, 20, 30, and 50-yard passing plays.
- D'Andre Ferby's 11 rushing touchdowns tied for third among all freshman running backs. He was a C-USA All-Freshman Team selection.
- Branden Leston's 96 tackles were the most for a player in WKU's secondary since Brian Lowder had as many in 2002.
- The 2015 Hilltoppers were the second-most dominant league champion in C-USA history, winning league games by an average margin of 27.1 points. Louisville's 2004 team won by 37.3.



2016 PLAYER HONORS

Below are the weekly and yearly honors in 2016 earned pre-season (PS) and in-season for the Hilltoppers

**Mike White, QB**

Conference USA Offensive Player of the Week (1)  
Davey O'Brien Great 8 (1)  
Manning Award Star of the Week (1)

**Keith Brown, LB**

All-Conference USA Second Team (Athlon/PS)

**Omarius Bryant, DL**

All-Conference USA Third Team (Athlon/PS)

**Jake Collins, P**

Ray Guy Award Watch List

**Nick Dawson-Brents, DL**

All-Conference USA Fourth Team (Athlon/PS)

**Nacarius Fant, WR**

All-Conference USA Fourth Team, PR (Athlon/PS)

**D'Andre Ferby, RB**

Doak Walker Award Watch List

**Max Halpin, OL**

Rimington Award Watch List  
All-Conference USA Fourth Team (Athlon/PS)

**Forrest Lamp, OL**

Outland Trophy Watch List  
Lombardi Award Watch List  
Wuerffel Trophy Watch List  
Conference USA Preseason Coaches Team  
All-Conference USA First Team (Athlon/PS)

**T.J. McCollum, LB**

All-Conference USA First Team (Athlon/PS)

**Nicholas Norris, WR**

Biletnikoff Award Watch List  
All-Conference USA Third Team (Athlon/PS)

**Derik Overstreet, DL**

All-Conference USA Third Team (Athlon/PS)

**Brandon Ray, OL**

All-Conference USA Second Team (Athlon/PS)

**Taywan Taylor, WR**

Maxwell Award Watch List  
Biletnikoff Award Watch List  
Conference USA Preseason Coaches Team  
All-Conference USA First Team (Athlon/PS)

**Kylen Towner, WR/KR**

Conference USA Preseason Kick Returner  
All-Conference USA First Team, KR (Athlon/PS)

**Anthony Wales, RB**

Doak Walker Award Watch List  
Conference USA Preseason Coaches Team  
All-Conference USA First Team (Athlon/PS)

**Marcus Ward, DB**

Wuerffel Trophy Watch List  
All-Conference USA Second Team (Athlon/PS)

**DON'T FORGET SCHWETTMAN**

While the race to replace Doughty was the headliner, another point-scoring constant for the Hilltoppers will have to be replaced in the school's all-time leader in points scored, placekicker Garrett Schwettman.

A former walk-on, Schwettman was a four-year starter for the Hilltoppers and, in WKU's two seasons as a member of Conference USA, set the league record for field goal percentage (83.8) while also leading the country in field goal accuracy (93.8) during his senior year.

**SCHOOL RECORDS HELD BY GARRETT SCHWETTMAN**

CAREER (5)	SEASON (4)	GAME (1)
<b>Points Scored</b> - 398;	<b>Points Scored</b> - 124 (2015)	<b>PATs Made</b> - 9, Last at FIU, 11/21/15
<b>Field Goals</b> - 54	<b>PATs Made</b> - 79 (2015)	
<b>PATs Made</b> - 236	<b>Consec. Field Goals Made</b> - 11 (2015)	
<b>Consecutive Field Goals Made</b> - 11 (10/10/15 - 12/21/15)	<b>FG Percentage</b> - 93.8 (2015)*	
<b>C-USA Field Goal Percentage</b> - 83.8	* - Led the FBS that season	

**KEY OFFENSIVE PIECES RETURN**

If there were ever a situation to feel somewhat comfortable about replacing a two-time league MVP at the quarterback position, WKU might have it in 2016.

The Hilltoppers return all five starting offensive linemen, including C-USA First Teamer Forrest Lamp, as well as a 1,500-yard receiver (Taywan Taylor), a 900-yard receiver (Nicholas Norris), a 1,000-yard rusher (Anthony Wales) and a freshman running back in D'Andre Ferby who was third nationally among freshman with 11 rushing scores last season.

**TOTAL STARTS AROUND STARTING QUARTERBACK MIKE WHITE ENTERING 2016**

<b>LT</b> Forrest Lamp - 39	<b>LG</b> Brandon Ray - 27	<b>C</b> Max Halpin - 24	<b>RG</b> Dennis Edwards - 13 Joe Manley - 1	<b>RT</b> Darrell Williams, Jr. - 27
		<b>QB</b> Mike White - 15* Nelson Fishback - 1		
	<b>WR</b> Taywan Taylor - 19 Nicholas Norris - 18 Nacarius Fant - 1	<b>RB</b> Leon Allen - 14 Anthony Wales - 7 D'Andre Ferby	<b>FB</b> Desmond Maxwell - 1	
* - White's 15 starts at quarterback came in 2013-14 at USF.				

**DEFENSIVE DEPTH**

Where the offense returns a wealth of starting experience, the defensive side of the ball returns a wealth of game experience but just four starters.

Back for 2016 are safeties Marcus Ward and Branden Leston, defensive end Derik Overstreet and linebacker T.J. McCollum – a combined 84 starts between them as only McCollum is a one-year starter in that group. What the Hilltoppers do return, however, is plenty of depth as a result of playing numerous younger players in 2015.

Of the 32 players on the defense who saw at least three games of action last year, 21 return for 2016 (See list below).

WKU also added a pair of FBS transfers out of Louisville in linebacker Keith Brown and defensive lineman Nick Dawson-Brents who will have one year of eligibility remaining.

**GAME EXPERIENCE AMONG RETURNERS**

Name	Pos.	Car. GP/GS	'15 GP/GS	Name	Pos.	Car. GP/GS	'15 GP/GS
Daeshawn Bertram	LB	25/0	14/0	Martavius Mims	DB	8/1	8/1
Joe Brown	DB	22/4	13/4	Derik Overstreet	DL	23/21	14/14
Omarius Bryant	DL	13/2	13/2	Tanner Reeves	DL	24/3	14/0
Drew Davis	LB	35/0	14/0	Kalvin Robinson	DL	28/2	10/0
Devante Duclos	DL	26/1	8/0	Nathan Roush	DB	11/0	11/0
DeAndre Farris	DB	13/0	13/0	Evan Sayner	DL	5/0	5/0
Drell Greene	DB	11/0	11/0	DeAndre Simmons	DB	20/2	14/2
Joel Iyiegbuniwe	LB	17/0	14/0	Devante Terrell	DL	29/17	4/0
Leverick Johnson	DB	23/0	12/0	Marcus Ward	DB	34/29	14/14
Branden Leston	DB	27/20	14/13	Masai Whyte	LB	13/0	13/0
T.J. McCollum	LB	24/14	14/14				

# 2016 NOTEBOOK

## SPREADING IT AROUND

The WKU passing attack spreads the wealth and has had at least seven different players catch a ball in 25 of 30 games since 2014, with a Brohm Era-high 11 players catching at least one pass in the Popeyes Bahamas Bowl.

In 2015, the Hilltoppers had nine players catch at least one pass against LA Tech, Miami, Rice and North Texas. Eight players caught a pass against Middle Tennessee, at LSU and at Old Dominion. WKU opened 2016 with a bang as nine players caught passes against Rice with all nine having an 11-yard catch or better.

## DYNAMIC DUO

As WKU's two most experienced wide receivers, Taywan Taylor and Nicholas Norris have carried the pass catching load so far this season for WKU, accounting for 37 of the 64 completions (57.8%) combined.

### NOTING THE DUO

- Taylor and Norris were both members of the 2013 signing class and both played as true freshman
- Their combined career receiving totals (4,975) are more than any other wide receiving duo in the country, ahead of Washington State's Gabe Marks and River Cracraft (4,915)
- Taylor and Norris both rank in the Top 12 in receiving yards through Week 3 - making WKU the only two with a pair inside the Top 12. You would have to go all the way to the Top 50 to find another duo (LA Tech's Trent Taylor and Carlos Henderson)

## TAKE YOUR PICK

Under Jeff Brohm, WKU has found the strength in the passing game relies on their depth at the receiver position, forcing opposing defenses to defend each pass catcher - receivers and tight ends - with equal concern.

Against both LA Tech and Indiana, tight end Tyler Higbee led WKU in receptions but wide receiver Taywan Taylor was the yardage leader. The pattern repeated itself against Miami as Jared Dangerfield tallied a team-high 11 catches but Taylor led in yardage.

**The Hilltoppers were one of five teams in the nation in 2015 with five receivers with 30 or more receptions (Arizona, BYU, Texas Tech, Wazzu):** Taywan Taylor (86), Jared Dangerfield (82), Nicholas Norris (63), Antwane Grant (55) and Tyler Higbee (38).

## ALL-PURPOSE UNIVERSITY

Since WKU's transition to full membership as an FBS team, the Hilltoppers have always found electric playmakers to get the ball to. In the 98 games played since 2009 as full FBS members, the Hilltoppers have had an individual record 100-or-more all purpose yards in 93 games including a stretch of 49 straight from 2010 to 2014.

WKU is one of just nine programs with five or more 2,000 yard all-purpose players in their school's history.

**Six:** Utah State || **Five:** LSU, Oregon, Toledo, Tulsa, Northern Illinois, San Jose State, Stanford, WKU

## DOWNFIELD BLOCKING

While WKU's offensive attack begins and ends with the triggerman, over a third of WKU's passing yardage totals come **AFTER** the catch over the last two seasons, a credit to the importance of downfield blocking.

### YAC TOTALS FOR 2014

Opponent	YAC (Pct. of Total)
Bowling Green	272 (48.3)
Illinois	94 (31.6)
Middle Tennessee	175 (29.5)
Navy	152 (39.3)
UAB	102 (31.4)
Florida Atlantic	95 (28.4)
Old Dominion	160 (43.1)
LA Tech	71 (48.9)
UTEP	125 (38.6)
Army	56 (31.4)
UTSA	122 (35.6)
Marshall	140 (28.5)
Central Michigan	155 (31.8)
<b>TOTAL</b>	<b>1,717 (35.5)</b>

### YAC TOTALS FOR 2015

Opponent	YAC (Pct. of Total)
Vanderbilt	98 (46.8)
LA Tech	130 (30.6)
Indiana	182 (37.6)
Miami (Ohio)	174 (37.4)
Rice	204 (48.1)
Middle Tennessee	184 (42.9)
North Texas	147 (36.5)
LSU	151 (46.5)
Old Dominion	120 (42.5)
Florida Atlantic	105 (37.5)
FIU	95 (42.4)
Marshall	125 (33.8)
Southern Miss	152 (37.0)
South Florida	130 (28.1)
<b>TOTAL</b>	<b>1,997 (39.5)</b>

### YAC TOTALS FOR 2016

Opponent	YAC (Pct. of Total)
Rice	193 (34.9)
Alabama	96 (44.4)
Miami (Ohio)	112 (41.8)
Vanderbilt	-
Houston Baptist	-
LA Tech	-
Middle Tennessee	-
Old Dominion	-
Florida Atlantic	-
FIU	-
North Texas	-
Marshall	-
<b>TOTAL</b>	<b>401 (38.7)</b>

## START CHART

### OFFENSE

Player	2016	Streak	Career
Leon Allen, RB	-	-	14
Dennis Edwards, OL	3	4	15
Nacarius Fant, WR	2	-	3
D'Andre Ferby, RB	-	-	4
Max Halpin, OL	3	17	27
Ben Holt, FB	1	1	1
Shaquille Johnson, TE	3	3	3
Forrest Lamp, OL	3	42	42
Joe Manley, OL	-	-	1
Desmond Maxwell, TE	1	1	2
Nicholas Norris, WR	2	-	20
Brandon Ray, OL	3	30	30
Taywan Taylor, WR	3	4	22
Marquez Trigg, RB	1	1	1
Anthony Wales, RB	2	-	9
Mike White, QB	3	3	18
Darrell Williams, OL	3	28	30

### DEFENSE

Player	2016	Streak	Career
Joe Brown, DB	3	3	7
Keith Brown, LB	3	3	17
Omarious Bryant, DL	3	3	5
Nick Dawson-Brents, DL	1	1	1
Devante Duclos, LB	-	-	1
Drell Greene, DB	1	1	1
Joel Iyiegbuniwe, LB	3	3	3
Chris Johnson, DL	3	3	3
Leverick Johnson, DB	1	1	1
Branden Leston, DB	3	15	23
T.J. McCollum, LB	3	17	17
Martavius Mims, DB	-	-	1
Derik Overstreet, DL	3	24	24
Tanner Reeves, DL	2	-	5
Kalvin Robinson, DL	-	-	2
DeAndre Simmons, DB	2	-	4
Marcus Ward, DB	2	-	31

### SPECIAL TEAMS

Player	2016	Streak	Career
Jake Collins, P	3	14	14
Nolan Dowling, LS	3	42	42
Ryan Nuss, PK	3	3	12
Joseph Occhipinti, P	-	-	18
Alex Rinella, KOS	3	3	3

## NFL HILLTOPPERS

WKU has nine former Hilltoppers currently in NFL programs, the most in program history.

Player	Team
Antonio Andrews, RB	Tennessee Titans
Brandon Doughty, QB*	Miami Dolphins
Jonathan Dowling, DB*	Buffalo Bills
Jack Doyle, TE	Indianapolis Colts
George Fant, OT	Seattle Seahawks
Mitchell Henry, TE*	Green Bay Packers
Tyler Higbee, TE	Los Angeles Rams
Prince Charles Iworah, DB*	San Francisco 49ers
Bobby Rainey, RB	New York Giants

\* - Practice squad or injured reserve

## Need-to-Know RULE CHANGES

### NCAA LEADERS

For the past four seasons, WKU has led the nation in at least a pair of statistical categories.

2012	2014
Antonio Andrews, All-Purpose Yards Quanterus Smith, Sacks Per Game	Brandon Doughty, Passing Yard Brandon Doughty, Passing TDs
2013	2015
Antonio Andrews, All-Purpose Yards Jonathan Dowling, Force Fumbles	Brandon Doughty, Passing Yards Brandon Doughty, Passing TDs Brandon Doughty, Completion Pct. Garrett Schwettman, FG Pct.

### IN-SEASON BIRTHDAYS

A number of Hilltoppers will celebrate their birthdays over the course of the season. However, just one player, senior punter Joseph Occhipinti, will celebrate a birthday on game day. Fittingly enough, it is on Senior Day vs. North Texas.

#### IN-SEASON HILLTOPPER BIRTHDAYS

<b>Sept. 5</b> Kylan Townner (22)	<b>Nov. 1</b> Cullen Reynolds (20)
<b>Sept. 23</b> Leverick Johnson (23)	<b>Nov. 8</b> Blair Vaughan (23)
<b>Sept. 27</b> Nicholas Coffey (20)	<b>Nov. 12</b> Joseph Occhipinti (22)
<b>Oct. 2</b> Tyler Camp (20)	<b>Nov. 15</b> Marquez Trigg (21)
<b>Oct. 5</b> Kyle Fourtenbary (19)	<b>Nov. 17</b> Tyler Witt (19)
<b>Oct. 12</b> Joel Iyiegbuniwe (21)	<b>Nov. 23</b> Dennis Edwards (21)
<b>Oct. 17</b> Seth Joest (19)	<b>Nov. 27</b> Wesley Vollmer (20)
<b>Oct. 20</b> Drell Greene (20)	<b>Nov. 29</b> Alex Rinella (20)
<b>Oct. 21</b> Shaq Johnson (23)	<b>Dec. 14</b> Miles Pate (20)
<b>Oct. 26</b> Omarius Bryant (22)	<b>Dec. 15</b> Evan Sayner (21)
<b>Oct. 27</b> Devante Duclos (23)	<b>Dec. 18</b> Chris Cotto (19)
<b>Oct. 28</b> Devon Key (19)	<b>Jan. 6</b> Parker Howell (20)

*Since 2011, the National Football Foundation has partnered with Rogers Redding, the national coordinator of College Football Officiating (CFO), to help generate awareness for the rule changes in college football through a series of regular columns distributed by the NFF. Here are the 2016 major rule changes as summarized by Redding:*

- Blocking Below the Waist:** Offensive players who are outside the tackle box at the snap, and those who leave the tackle box after the snap, may only block an opponent below the waist if the force of the initial contact is directly at the opponent's front. However, they may not block an opponent below the waist in a direction toward the original position of the ball unless the ball carrier has clearly crossed the line of scrimmage.
- Low Hits on the Passer:** This rule that protects the passer is clarified that the tackler may not legally make forcible contact against the passer at the knee or below, even if he is making a wrap-up tackle.
- Scrimmage Kick Formation:** Punts and field goal attempts are classified as scrimmage kicks, because they are made as part of a play from scrimmage. The rules for scrimmage plays require the offense to have at least five linemen wearing jerseys numbered between 50 and 79. However, if a team is in a scrimmage kick formation, they may replace some of those players by linemen wearing numbers outside the 50-79 range; these typically are "speed players," backs who are faster than the larger linemen and can get downfield faster to cover the kick.

Because some teams were beginning to "game" the rules by running or passing the ball from this formation, the rules committee felt that it needed to tighten the requirements. Under the new rules, a scrimmage kick formation must have a player at least 10 yards behind the line of scrimmage (the likely punter) OR a potential kicker and potential holder at least seven yards deep. Another important part of the rule is that "it must be obvious that a kick will be attempted."

- Sliding Ball Carrier: Defenseless Player:** There are several situations where a player is considered "defenseless" for purposes of the targeting rule. Examples include a pass receiver who is concentrating on catching the ball and a kick-return man awaiting a punt. This year the committee added the ball carrier who has "obviously given himself up and is sliding feet-first."
- Starting the Clock Near the End of a Half:** The rules give the referee broad authority in stopping and starting the game clock or the play clock if he feels that a team is manipulating the clock to gain an advantage. Near the end of a half, the clock rules become increasingly important.

Under most circumstances, if the game clock is stopped because of a penalty, it starts when the referee gives the "ready-for-play" signal after completing the penalty. This year, the committee passed a rule that takes effect inside two minutes in the half. This new rule requires that the clock be started on the snap if the team ahead in the score commits a foul. Under the current rule, the clock would be started on the ready-for-play signal, allowing the fouling team the chance to gain a time advantage by running perhaps 20 or more seconds off the game clock. The new rule prevents this.

- Targeting: An Expanded Role for Instant Replay:** By rule, every targeting foul is reviewed by the instant replay official. Up to this point, the replay official's role has been to verify whether the forcible contact was with the crown of the helmet or was struck at the head or neck area of a defenseless player. Now as part of the review, the replay official is directed to examine all elements of the ruling made by the official on the field, not only the location of the forcible contact. In addition, the replay official is empowered to "create" a foul if he sees an obvious and egregious targeting action that the officials on the field miss. Because the action is so dangerous and the ejection penalty so severe, the committee has made these changes to increase the probability that targeting fouls are correctly ruled and administered.
- Tripping the Ball Carrier:** For a number of years it has been illegal for a player to stick out his foot or leg to trip an opponent, but it was legal to do this to the ball carrier. Because of leg injuries to runners over the past couple years, the committee now has made it illegal to trip any opponent, including the ball carrier.
- Unsportsmanlike Conduct by a Coach:** For many years, NCAA football has had a rule wherein a player who commits two fouls for unsportsmanlike conduct is disqualified for the remainder of the game after the second foul. Starting in 2016, the rule will be that a coach who commits two fouls for unsportsmanlike conduct will be disqualified from the game. He must leave the playing field before the ball is next put into play, and he must remain out of view of the playing field for the remainder of the game.



## 2016 HILLTOPPERS

NUMERICAL ROSTER		No.	NAME	POS.	HT	WT	CL	HOMETOWN/LAST SCHOOL
		33	Leon Allen	RB	6-0	235	r-Sr.-3L	Bradenton, Fla. (Manatee)
		78	Nick Allen	OL	6-6	300	r-So.-TR	Belleville, Ill. (Belleville West/UT-Martin)
1	Nacarius Fant.....WR	3	Quinton Baker	RB	5-10	195	Fr.-HS	Ashland, Ky. (Ashland Blazer)
1	Drew O'Bryan.....LB	54	Daeshawn Bertram	LB	5-11	225	r-Jr.-2L	Louisville, Ky. (Trinity)
2	Keith Brown.....LB	7	Joe Brown	DB	5-10	195	Jr.-2L	Louisville, Ky. (Butler)
2	Taywan Taylor.....WR	2	Keith Brown	LB	6-1	240	GS-TR	Miami, Fla. (Miami Norland/Louisville)
3	Quinton Baker.....RB	17	Stephon Brown	WR	5-9	190	r-Sr.-1L	Atlanta, Ga. (Henry County)
3	Chris Johnson.....DL	9	Omarius Bryant	DL	6-3	310	Sr.-1L	Byram, Miss. (Terry/Southwest MS CC)
4	Drew Eckels.....QB	13	Will Bush	WR	5-11	195	r-So.-1L	Louisville, Ky. (Ballard)
4	Joel Iyiegboniwe.....LB	46	Demetrius Cain	LB	6-1	230	Fr.-HS	Princeton, Ky. (Caldwell County)
5	Jason Johnson.....DB	55	Tyler Camp	OL	6-3	305	r-Fr.-RS	Forsyth, Ga. (Mary Persons)
5	Marquez Trigg.....RB	35	Nicholas Coffey	DL	6-4	270	r-Fr.-RS	Dunnsville, Ky. (Russell County)
6	T.J. McCollum.....LB	86	Josh Cole	K	6-0	200	So.-JC	Bellaire, Texas (Bellaire/Nassau CC)
6	Devin Nixon.....WR	49	Jake Collins	P/K	6-1	200	r-So.-1L	Louisville, Ky. (St. Xavier)
7	Joe Brown.....DB	83	Chris Cotto	WR	5-11	190	Fr.-HS	Hallandale, Fla. (Hallandale)
7	Tyler Ferguson.....QB	38	Tacorian Darden	DB	5-10	185	r-Fr.-RS	Russellville, Ky. (Russellville)
8	Marcus Ward.....DB	53	Jeremy Darvin	DL	6-1	295	Fr.-HS	Nashville, Tenn. (Father Ryan)
9	Omarius Bryant.....DL	34	Drew Davis	LB	6-1	225	Sr.-3L	Madison, Ala. (Bob Jones)
9	Nelson Fishback.....QB	12	Nick Dawson-Brents	DL	6-3	275	GS-TR	Charlotte, N.C. (Phillip O'Berry/Louisville)
9	Xavier Lane.....WR	87	Stevie Donatell	TE	6-6	235	GS-TR	Lone Tree, Colo. (Highlands/Wake Forest)
10	Steven Duncan.....QB	47	Nolan Dowling	LS	6-0	230	r-Sr.-3L	Belleville, Ill. (Belleville East)
10	Devon Key.....DB	24	Devante Duclos	DL	6-1	240	Sr.-3L	Miami, Fla. (Miami Central)
11	Lucky Jackson.....WR	10	Steven Duncan	QB	6-5	230	Fr.-HS	Summersville, S.C. (Ashley Ridge)
11	Tanner Reeves.....DL	4	Drew Eckels	QB	6-4	210	r-So.-RS	Daytona, Fla. (Warner Christian Aca.)
12	Nick Dawson-Brents.....DL	64	Dennis Edwards	OL	6-1	305	r-So.-1L	Snellville, Ga. (South Gwinnett)
13	Will Bush.....WR	21	Nacarius Fant	WR	5-9	185	Jr.-2L	Bowling Green, Ky. (Bowling Green)
14	Juwan Gardner.....DB	2	DeAndre Farris	DB	5-10	190	r-So.-1L	Shelbyville, Ky. (Collins)
14	Mike White.....QB	32	D'Andre Ferby	RB	6-1	240	r-So.-1L	Nashville, Tenn. (Ensworth)
15	Nicholas Norris.....WR	60	Dylan Ferguson	DL	6-2	300	r-So.-SQ	Mount Washington, Ky. (Bullitt East)
15	Joseph Occhipinti.....P	7	Tyler Ferguson	QB	6-4	225	GS-TR	Bakersfield, Calif. (Ridgeview/Louisville)
16	Quin Jernighan.....WR	9	Nelson Fishback	QB	6-2	215	r-Sr.-2L	Oroville, Calif. (Durham/Butte CC)
17	Stephon Brown.....WR	42	Kyle Fourtenbary	TE	6-4	225	Fr.-HS	Opelika, Ala. (Opelika)
18	Shaquille Johnson.....TE	14	Juwan Gardner	DB	6-1	205	r-Jr.-1L	Louisville, Ky. (DuPont Manual)
18	Cecil Stallings.....DL	21	Jordon Gonzalez	DB	6-0	180	r-Fr.-RS	Louisville, Ky. (DuPont Manual)
19	Deon Yelder.....TE	28	Drell Greene	DB	6-1	200	So.-1L	Alma, Ga. (Bacon County)
20	Nathan Roush.....DB	70	Max Halpin	OL	6-3	295	r-Sr.-3L	Fort Mitchell, Ky. (Covington Catholic)
20	Anthony Wales.....RB	77	Hunter Holland	OL	6-2	290	r-Fr.-RS	Buford, Ga. (Buford)
21	Jordon Gonzalez.....DB	44	Ben Holt	RB	5-11	220	r-Fr.-RS	Bowling Green, Ky. (Bowling Green)
22	DeAndre Farris.....DB	99	Ty'Ron Horton	DL	6-3	280	r-Fr.-RS	Louisville, Ky. (DuPont Manual)
23	DeAndre Simmons.....DB	68	Parker Howell	OL	6-5	285	r-Fr.-RS	Nashville, Tenn. (Christ Presbyterian Aca.)
24	Devante Duclos.....DL	4	Joel Iyiegboniwe	LB	6-2	225	r-So.-1L	Bowling Green, Ky. (South Warren)
25	Omar Stover.....RB	36	AJ Jackson	DB	5-11	175	r-Fr.-RS	Louisville, Ky. (Seneca)
25	Masai Whyte.....LB	49	Canon Jackson	LB	6-2	210	r-Fr.-RS	Louisville, Ky. (Trinity)
26	Devon Wharton.....DB	11	Lucky Jackson	WR	6-1	185	r-Fr.-RS	Lexington, Ky. (Lafayette)
27	Martavius Mims.....DB	16	Quin Jernighan	WR	6-3	205	r-Fr.-RS	LaVergne, Tenn. (LaVergne)
28	Drell Greene.....DB	67	Seth Joest	OL	6-3	290	Fr.-HS	Versailles, Ky. (Woodford County)
29	Leverick Johnson.....DB	5	Jason Johnson	DB	6-0	205	r-Fr.-RS	Pahokee, Fla. (Pahokee)
30	Gaej Walker.....DB	29	Leverick Johnson	DB	6-1	185	Jr.-2L	Miami, Fla. (Northwestern)
31	Branden Leston.....DB	3	Chris Johnson	DL	6-2	290	Jr.-JC	Gulfport, Miss. (Gulfport/Mississippi Gulf Coast CC)
32	D'Andre Ferby.....RB	18	Shaquille Johnson	TE	6-4	235	Sr.-3L	Lake City, Fla. (Columbia)
33	Leon Allen.....RB	91	Trae Jones	DL	6-1	280	r-Jr.-1L	Cusseta, Ga. (Chattahoochee County)
34	Drew Davis.....LB	10	Devon Key	DB	6-1	195	Fr.-HS	Lexington, Ky. (Bryan Station)
35	Nicholas Coffey.....DL	76	Forrest Lamp	OL	6-4	300	r-Sr.-3L	Venice, Fla. (Venice)
36	AJ Jackson.....DB	9	Xavier Lane	WR	6-4	200	Fr.-HS	Montgomery, Ala. (Carver)
37	Ryan Nuss.....K	31	Branden Leston	DB	6-3	205	r-Sr.-2L	Clearwater, Fla. (Clearwater/Presbyterian)
38	Tacorian Darden.....DB	96	Julien Lewis	DL	6-3	300	r-So.-SQ	Madison, Ala. (Bob Jones)
39	Alex Rinella.....K	55	Jalen Madden	DL	6-2	325	Fr.-HS	Tuscaloosa, Ala. (Northridge)
40	Anthony Robinson.....DL	79	Joe Manley	OL	6-6	315	r-Sr.-2L	Bowling Green, Ky. (Bowling Green/Louisville)
		89	Desmond Maxwell	TE	6-2	250	r-Sr.-1L	Louisville, Ky. (Pleasure Ridge Park/Georgetown Coll.)
		6	T.J. McCollum	LB	6-3	240	r-Jr.-1L	Birmingham, Ala. (Clay-Chalkville/UAB)
		61	Jordan Meredith	OL	6-2	290	Fr.-HS	Bowling Green, Ky. (Bowling Green)
		27	Martavius Mims	DB	6-1	205	r-So.-1L	Muscle Shoals, Ala. (Muscle Shoals)
		50	Der'Quione Mobley	LB	6-1	230	r-So.-SQ	Louisville, Ky. (Central)
		94	Jared Nash	LS	5-11	230	So.-JC	Fort Myers, Fla. (Fort Myers/Saddleback Coll.)
		6	Devin Nixon	WR	6-0	190	r-Fr.-RS	Melbourne, Fla. (Viera)
		69	Matt Nord	OL	6-6	310	r-Jr.-2L	Louisville, Ky. (DeSales)
		15	Nicholas Norris	WR	5-9	175	Sr.-3L	Miami, Fla. (Booker T. Washington)



No.	NAME	POS.	HT	WT	CL	HOMETOWN/LAST SCHOOL
37	Ryan Nuss	K	5-10	190	r-So.-1L	Fairfield, Ohio (Fairfield/East Tennessee)
1	Drew O'Bryan	LB	6-2	230	Fr.-HS	Ashland, Ky. (Ashland Blazer)
45	Tyler Obee	LB	6-0	200	Fr.-HS	Flossmoore, Ill. (Homewood-Flossmoor)
15	Joseph Occhipinti	P	6-3	190	Sr.-3L	Nashville, Tenn. (Hillsboro)
42	Derik Overstreet	DL	6-2	255	Jr.-2L	Paducah, Ky. (Paducah Tilghman)
63	Miles Pate	OL	6-3	300	r-Fr.-RS	Suwanee, Ga. (Peachtree Ridge)
82	Jahcour Pearson	WR	5-9	180	Fr.-HS	Pembroke Pines, Fla. (Flanagan)
80	Kameron Peeler	WR	5-10	180	Fr.-HS	Clarksville, Tenn. (Northeast)
58	DeVon Quincy	LB	6-1	230	Fr.-HS	Lexington, Ky. (Lafayette)
52	Adam Raschilla	OL	6-5	310	Fr.-HS	Northport, Ala. (Tuscaloosa County)
51	Brandon Ray	OL	6-2	285	r-Jr.-2L	Madison, Ala. (Bob Jones)
11	Tanner Reeves	DL	6-4	255	r-Jr.-2L	Lakeland, Fla. (George W. Jenkins)
52	Chris Rehak	DL	6-2	305	r-Fr.-RS	Columbus, Ga. (Pacelli)
73	Cullen Reynolds	OL	6-5	310	r-Fr.-RS	Madisonville, Ky. (Madisonville-North Hopkins)
39	Alex Rinella	K	6-1	220	r-Fr.-RS	Johnson City, Tenn. (Science Hill)
40	Anthony Robinson	DL	6-3	230	Fr.-HS	Frankfort, Ky. (Frankfort)
48	Kalvin Robinson	DL	6-5	250	Sr.-3L	Birmingham, Ala. (Vestavia Hills)
20	Nathan Roush	DB	6-2	190	r-So.-1L	Louisville, Ky. (DeSales)
56	Evan Sayner	DL	6-3	290	r-So.-1L	Paducah, Ky. (McCracken County)
71	R.J. Scaife	OL	6-5	285	r-Fr.-RS	Dade City, Fla. (Pasco)
88	Skyler Simcox	K	6-0	175	So.-TR	Abingdon, Va. (Abingdon/Emory & Henry)
23	De'Andre Simmons	DB	5-11	195	r-Jr.-2L	Royal Palm Beach, Fla. (Royal Palm Beach)
75	Jimmie Sims	OL	6-5	290	r-Jr.-2L	New Orleans, La. (McDonogh 35)
59	Jarrett Sippola	LB	6-0	200	r-Fr.-RS	Carrollton, Ga. (Carrollton)
18	Cecil Stallings	DL	6-4	220	Fr.-HS	Tucker, Ga. (Tucker)
25	Omar Stover	RB	6-0	205	r-Jr.-SQ	Bolingbrook, Ill. (Bolingbrook/Wyoming)
2	Taywan Taylor	WR	6-1	195	Sr.-3L	Louisville, Ky. (Pleasure Ridge Park)
90	Jack Thompson	DL	6-2	235	r-Fr.-RS	Edmonton, Ky. (Metcalfe County)
81	Kylen Towner	WR	5-8	175	r-Jr.-2L	Mobile, Ala. (St. Paul's Episcopal)
5	Marquez Trigg	RB	6-0	220	r-Fr.-RS	Glasgow, Ky. (Glasgow)
65	Nick True	TE	6-5	265	r-So.-SQ	Fort Thomas, Ky. (Highlands)
41	Blair Vaughan	RB	6-1	225	r-Sr.-3L	Clearwater, Fla. (Central Catholic)
84	Wesley Vollmer	TE	6-4	220	r-Fr.-RS	Clearwater, Fla. (Calvary Christian)
20	Anthony Wales	RB	5-10	195	r-Sr.-3L	Louisville, Ky. (Central)
30	Gaej Walker	DB	6-0	180	Fr.-HS	Gibsonton, Fla. (East Bay)
8	Marcus Ward	DB	6-3	210	Sr.-3L	Birmingham, Ala. (Vestavia Hills)
26	Devon Wharton	DB	6-3	215	Fr.-HS	Hopkinsville, Ky. (Christian County)
14	Mike White	QB	6-4	215	r-Jr.-RS	Fort Lauderdale, Fla. (University/USF)
25	Masai Whyte	LB	6-0	220	r-So.-1L	Shelbyville, Ky. (Collins)
95	Heath Wiggins	DL	6-2	270	r-Fr.-RS	Mayfield, Ky. (Graves County)
62	Darrell Williams Jr.	OL	6-6	310	r-Sr.-3L	Dublin, Ga. (West Laurens)
74	Tyler Witt	OL	6-2	295	Fr.-HS	Joliet, Ill. (Joliet Catholic Aca.)
19	Deon Yelder	TE	6-4	240	r-Jr.-1L	Louisville, Ky. (Southern)

NUMERICAL ROSTER

41	Blair Vaughan	RB
42	Kyle Fourtenbary	TE
42	Derik Overstreet	DL
44	Ben Holt	RB
45	Tyler Obee	LB
46	Demetrius Cain	LB
47	Nolan Dowling	LS
48	Kalvin Robinson	DL
49	Jake Collins	P/K
49	Canon Jackson	LB
50	Der'Quione Mobley	LB
51	Brandon Ray	OL
52	Adam Raschilla	OL
52	Chris Rehak	DL
53	Jeremy Darvin	DL
54	Daeshawn Bertram	LB
55	Tyler Camp	OL
55	Jalen Madden	DL
56	Evan Sayner	DL
58	DeVon Quincy	LB
59	Jarrett Sippola	LB
60	Dylan Ferguson	DL
61	Jordan Meredith	OL
62	Darrell Williams Jr.	OL
63	Miles Pate	OL
64	Dennis Edwards	OL
65	Nick True	OL
67	Seth Joest	OL
68	Parker Howell	OL
69	Matt Nord	OL
70	Max Halpin	OL
71	R.J. Scaife	OL
73	Cullen Reynolds	OL
74	Tyler Witt	OL
75	Jimmie Sims	OL
76	Forrest Lamp	OL
77	Hunter Holland	OL
78	Nick Allen	OL
79	Joe Manley	OL
80	Kameron Peeler	WR
81	Kylen Towner	WR
82	Jahcour Pearson	WR
83	Chris Cotto	WR
84	Wesley Vollmer	TE
86	Josh Cole	K
87	Stevie Donatell	TE
88	Skyler Simcox	K
89	Desmond Maxwell	TE
90	Jack Thompson	DL
91	Trae Jones	DL
94	Jared Nash	LS
95	Heath Wiggins	DL
96	Julien Lewis	DL
99	Ty'Ron Horton	DL

**WHAT RETURNS...**

- Rushing Yards ..... 92.3%
- Passing Yards ..... 3%
- Receiving Yards ..... 56.6%
- Punt Return Yards ..... 100%
- Kick Return Yards ..... 94.2%
- Interceptions ..... 41.2%
- Scoring ..... 51.9%
- Total Offense ..... 30.8%
- All-Purpose Yards ..... 69.5%
- Field Goals ..... 0%
- Punting Yards ..... 100%
- Tackles ..... 61.7%
- Tackles for Loss ..... 58.4%
- Sacks ..... 50.0%
- Fumbles Recovered ..... 28.6%
- Fumbles Forced ..... 41.7%

**Offensive Starts Returning**

- OL Forrest Lamp ..... 39
- OL Brandon Ray ..... 27
- OL Darrell Williams, Jr. .... 27
- OL Max Halpin ..... 24
- WR Taywan Taylor ..... 19
- RB Leon Allen ..... 14
- OL Dennis Edwards ..... 13
- WR Nicholas Norris ..... 18
- RB Anthony Wales ..... 7
- RB D'Andre Ferby ..... 4
- WR Nacarius Fant ..... 1
- QB Nelson Fishback ..... 1
- OL Joe Manley ..... 1
- TE Desmond Maxwell ..... 1

**Defensive Starts Returning**

- DB Marcus Ward ..... 29
- DL Derik Overstreet ..... 21
- DB Branden Leston ..... 20
- LB T.J. McCollum ..... 14
- DB Joe Brown ..... 4
- DL Tanner Reeves ..... 3
- DL Omarius Bryant ..... 2
- DL Calvin Robinson ..... 2
- DB DeAndre Simmons ..... 2
- DL Devante Duclos ..... 1
- DB Martavius Mims ..... 1

**Specialist Starts Returning**

- LS Nolan Dowling ..... 39
- P Joseph Occhipinti ..... 15
- P Jake Collins ..... 11

**Offensive Starts Lost**

- QB Brandon Doughty ..... 38
- WR Jared Dangerfield ..... 26
- TE Tim Gorski ..... 18
- WR Antwane Grant ..... 18
- TE Tyler Higbee ..... 16

**Defensive Starts Lost**

- DL Gavin Rocker ..... 39
- DL Jontavius Morris ..... 32
- LB Nick Holt ..... 27
- DB P. Charles Iworah ..... 27
- DL Bryan Shorter ..... 25
- LB Dejon Brown ..... 20
- DL Devante Terrell ..... 17
- DB Wonderful Terry ..... 11
- LB Nick Newton ..... 7
- DL Ge'Monee Brown ..... 4
- DB Forrest Coleman ..... 2

**Specialist Starts Lost**

- K Garrett Schwettman ..... 51

# Experience **BREAKDOWN**

## RETURNING LETTERWINNERS (52)

### OFFENSE (24)

#### Quarterbacks (2)

Nelson Fishback  
Mike White (TR)

#### Running Backs (4)

Leon Allen  
D'Andre Ferby  
Blair Vaughan  
Anthony Wales  
  
Stevie Donatell (TR)  
Shaquille Johnson  
Desmond Maxwell  
Deon Yelder

### RETURNING CAREER CONSECUTIVE AND TOTAL STARTS

OFFENSE/SPEC	Yr.	Total Consec.		---Starts by Year---			
		Starts	Starts	2016	2015	2014	2013
Nolan Dowling, LS	Sr.	42	42	3	14	13	12
Forrest Lamp, OL	Sr.	42	42	3	14	13	12
Brandon Ray, OL	Jr.	30	30	3	14	13	0
Darrell Williams, Jr., OL	Sr.	30	27	3	14	10	3
Max Halpin, OL	Sr.	27	17	3	14	3	7
Taywan Taylor, WR	Sr.	22	3	3	5	7	7
Nicholas Norris, WR	Sr.	20	-	2	13	0	5
Joseph Occhipiniti, P	Sr.	18	-	0	3	13	2
Mike White, QB*	Jr.	18	3	3	0	10	5
Leon Allen, RB	Sr.	14	-	0	2	11	1
Dennis Edwards, OL	So.	16	15	3	13	0	0
Jake Collins, P	So.	14	14	3	11	0	0
Anthony Wales, RB	Sr.	9	-	2	5	2	0
D'Andre Ferby, RB	So.	4	-	0	4	0	0
Nacarius Fant, WR	Jr.	3	-	2	1	0	0
Shaquille Johnson, TE	Sr.	3	3	3	0	0	0
Ryan Nuss, PK	So.	3	3	3	0	0	0
Alex Rinella, KOS	Fr.	3	3	3	0	0	0
Desmond Maxwell, TE	Sr.	2	1	1	1	0	0
Ben Holt, FB	Fr.	1	1	1	0	0	0
Marquez Trigg, RB	Fr.	1	1	1	0	0	0
Joe Manley, OL	Sr.	1	-	0	1	0	0
Nelson Fishback, QB	Sr.	1	-	0	0	0	1

### DEFENSE (24)

#### Defensive Line (8)

Omarius Bryant  
Nick Dawson-Brents (TR)  
Devante Duclos  
Trae Jones  
Derik Overstreet  
Tanner Reeves  
Kalvin Robinson  
Evan Sayner

#### Linebackers (6)

Daeshawn Bertram  
Keith Brown (TR)  
Drew Davis  
Joel Iyiegbuniwe  
T.J. McCollum  
Masai Whyte

#### Secondary (10)

Joe Brown  
DeAndre Farris  
Juwan Gardner  
Drell Greene  
Leverick Johnson  
Branden Leston  
Martavius Mims  
Nathan Roush  
De'Andre Simmons  
Marcus Ward

### SPECIALISTS (4)

Nolan Dowling, LS  
Joseph Occhipinti, P  
Jake Collins, P  
Ryan Nuss, KOS

DEFENSE	Yr.	Total Consec.		---Starts by Year---			
		Starts	Starts	2016	2015	2014	2013
Marcus Ward, DB	Sr.	31	-	2	14	12	3
Derik Overstreet, DL	Jr.	24	24	3	14	7	0
Branden Leston, DB	Sr.	23	15	3	13	7	0
T.J. McCollum, LB	Jr.	17	17	3	14	0	0
Keith Brown, LB*&	Sr.	16	3	3	8	0	0
Joe Brown, DB	Jr.	7	3	3	4	0	0
Tanner Reeves, DL	Jr.	5	-	2	0	3	0
Omarius Bryant, DL	Sr.	5	3	3	2	0	0
DeAndre Simmons, DB	Jr.	4	-	2	2	0	0
Kalvin Robinson, DL	Sr.	2	-	0	0	0	2
Chris Johnson, DL	Jr.	3	3	3	0	0	0
Joel Iyiegbuniwe, LB	So.	3	3	3	0	0	0
Nick Dawson-Brents, DL	Sr.	1	1	1	0	0	0
Drell Greene, DB	So.	1	1	1	0	0	0
Leverick Johnson, DB	Jr.	1	1	1	0	0	0
Martavius Mims, DB	So.	1	-	0	1	0	0
Devante Duclos, DL	Sr.	1	-	0	0	0	1

\* - Starts prior to 2016 came at previous school  
& - K. Brown had five starts in 2012 at Louisville

### GAME OPENING DRIVES

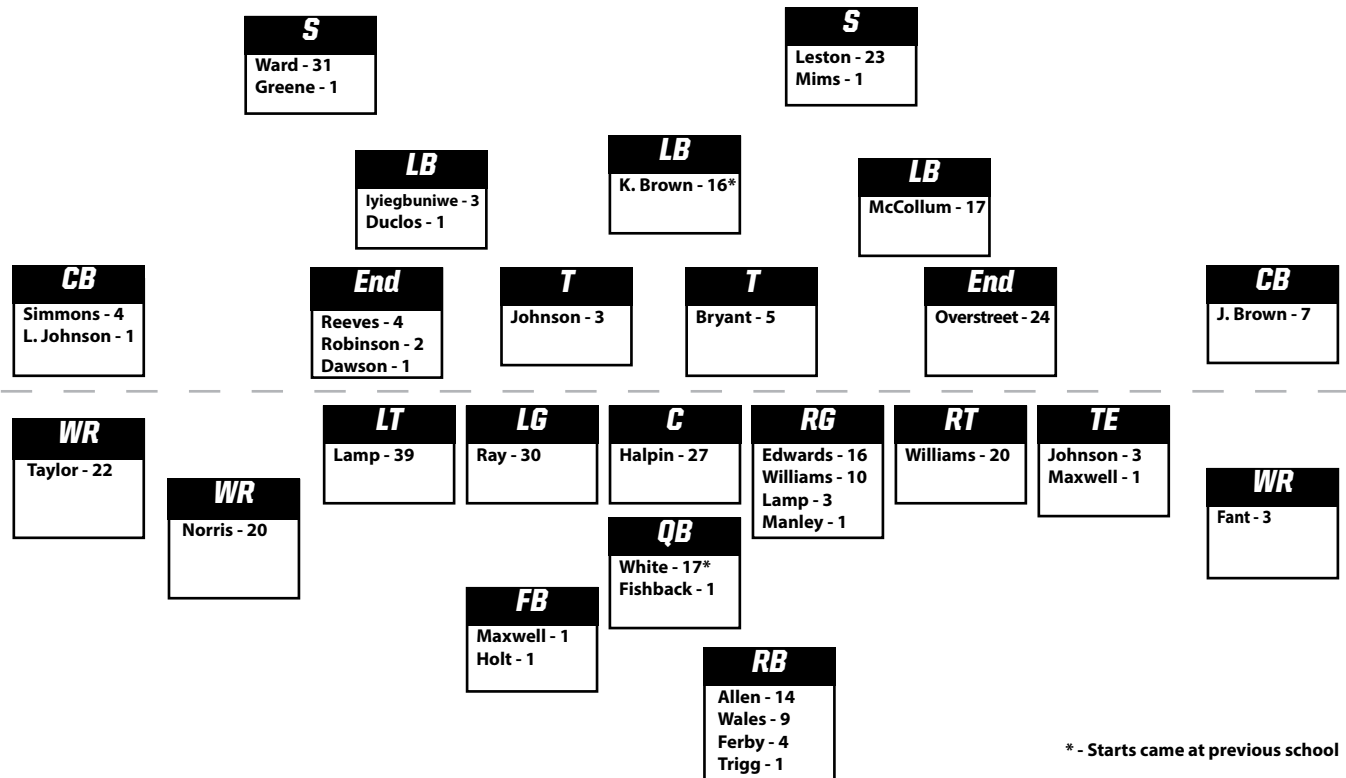
	-----WKU-----				-----OPP-----			
	Plays	Yds.	TOP	Result	Plays	Yds.	TOP	Result
Rice	7	19	2:41	TOD	4	-25	1:36	Safety
at Alabama	3	-5	1:22	Punt	6	38	1:46	Miss FG
at Miami (OH)	4	40	1:09	INT	5	32	2:34	Punt
Vanderbilt								
Houston Bap.								
at LA Tech								
at MT								
ODU								
at FAU								
FIU								
North Texas								
at Marshall								

### SECOND HALF OPENING DRIVES

	-----WKU-----				-----OPP-----			
	Plays	Yds.	TOP	Result	Plays	Yds.	TOP	Result
Rice	9	76	4:36	Field Goal	5	25	2:44	Punt
at Alabama	5	6	2:37	Punt	14	44	5:35	Punt
at Miami (OH)	3	-6	1:03	Punt	5	0	2:09	Fumble
Vanderbilt								
Houston Bap.								
at LA Tech								
at MT								
ODU								
at FAU								
FIU								
North Texas								
at Marshall								



# Position STARTS



\* - Starts came at previous school

## OFFENSIVE GAME-BY-GAME STARTERS

OPPONENT	WR	WR	WR	LT	LG	C	RG	RT	TE	QB	RB
Rice	Taylor	Norris	Fant	Lamp	Ray	Halpin	Edwards	Williams	S. Johnson	White	Wales
Alabama	Taylor	Norris	Fant	Lamp	Ray	Halpin	Edwards	Williams	S. Johnson	White	Wales
Miami (OH)	Taylor	Maxwell (TE)	Holt (FB)	Lamp	Ray	Halpin	Edwards	Williams	S. Johnson	White	Trigg
Vanderbilt											
Houston Baptist											
Louisiana Tech											
Middle Tennessee											
Old Dominion											
Florida Atlantic											
FIU											
North Texas											
Marshall											

## DEFENSIVE GAME-BY-GAME STARTERS

OPPONENT	END	T	T	END	LB	LB	CB	S	S	CB	LB/NK
Rice	Reeves	C. Johnson	Bryant	Overstreet	Brown	McCollum	J. Brown	Ward	Leston	Simmons	Iyiegbuniwe
Alabama	Reeves	C. Johnson	Bryant	Overstreet	Brown	McCollum	J. Brown	Ward	Leston	Simmons	Iyiegbuniwe
Miami (OH)	Dawson	C. Johnson	Bryant	Overstreet	Brown	McCollum	J. Brown	Greene	Leston	L. Johnson	Iyiegbuniwe
Vanderbilt											
Houston Baptist											
Louisiana Tech											
Middle Tennessee											
Old Dominion											
Florida Atlantic											
FIU											
North Texas											
Marshall											



## Explosive **PLAYS**

Yds	Type	Player	Opp.	Qtr.
87*	Pass	White to Norris	Rice	1
79	KR	Kylen Towner	Miami	2
59	Pass	White to Taylor	Alabama	1
54	KR	Kylen Towner	Rice	3
54	Pass	White to L. Jackson	Rice	2
53*	Pass	White to Norris	Miami	3
48*	PR	Nacarius Fant	Miami	2
45	Pass	White to Taylor	Rice	1
45	KR	Kylen Towner	Rice	1
44	Pass	White to Taylor	Rice	2
41	KR	Kylen Towner	Miami	3
41	Pass	White to Norris	Miami	1
40	Pass	White to Taylor	Rice	3
39	Rush	Quinton Baker	Rice	4
36*	Pass	White to Taylor	Miami	4
35	Pass	T. Ferguson to Bush	Rice	4
35	Pass	White to S. Johnson	Rice	1
32	Pass	White to Norris	Miami	2
28	Rush	Quinton Baker	Miami	1
27	Pass	White to Taylor	Rice	3
26	Pass	White to Wales	Rice	2
24*	Pass	Eckels to L. Jackson	Alabama	4
23	Rush	Quinton Baker	Miami	1
21	Pass	Ferguson to L. Jackson	Alabama	4

\* Indicates a touchdown-scoring play

## WKU'S EXPLOSIVE PLAYS

### BY PLAY (TOUCHDOWNS)

Passing .....	16 (4)
Kickoff Return (40+).....	4 (0)
Rushing .....	3 (0)
Punt Return.....	1 (1)
<b>TOTALS</b> .....	<b>24 (5)</b>

### BY GAME

Rice .....	12 (1)
at #1 Alabama .....	3 (1)
at Miami (Ohio).....	9 (3)
Vanderbilt.....	
Houston Baptist .....	
at Louisiana Tech .....	
at Middle Tennessee.....	
Old Dominion .....	
at Florida Atlantic .....	
FIU.....	
North Texas .....	
at Marshall.....	

### BY QUARTER

1st.....	8 (1)
2nd.....	6 (1)
3rd.....	5 (1)
4th.....	5 (2)
OT.....	0

### PASSING

Mike White.....	13 (3)
Tyler Ferguson .....	2 (0)
Drew Eckels.....	1 (1)

### RECEIVING

Taywan Taylor .....	6 (1)
Nicholas Norris .....	4 (2)
Lucky Jackson .....	3 (1)
Shaquille Johnson.....	1 (0)
Will Bush .....	1 (0)
Anthony Wales.....	1 (0)

### RUSHING

Quinton Baker.....	3 (0)
--------------------	-------

### KICKOFF RETURN (40+)

Kylen Towner.....	4 (0)
-------------------	-------

### PUNT RETURN

Nacarius Fant.....	1 (1)
--------------------	-------

## GAME-BY-GAME NOTABLES

Opponent	Captains	Coin Toss	Kick/Receive	1st Poss.	Game Time	Game Length	Jerseys	Pants	Result
<b>Rice</b>	Davis, Lamp, Wales, Ward	Loss	Kick	TOD	7:06 p.m. CT	3:33	Red	Black	W, 46-14
<b>at #1 Alabama</b>	Davis, Lamp, McCollum, Ward	Win	Receive	Punt	2:35 p.m. CT	3:20	White	White	L, 10-38
<b>at Miami (Ohio)</b>	Davis, Lamp, McCollum, Taylor	Loss	Kick	INT	3:36 p.m. ET	3:48	White	Red	W, 31-24
<b>Vanderbilt</b>									
<b>Houston Baptist</b>									
<b>at Louisiana Tech</b>									
<b>at Middle Tennessee</b>									
<b>Old Dominion</b>									
<b>at Florida Atlantic</b>									
<b>FIU</b>									
<b>North Texas</b>									
<b>at Marshall</b>									



# Play BREAKDOWN

## TURNOVERS

Opponent	Forced by WKU			Pts Off	Pts. Off Margin	Forced by Opponent			Pts Off
	Fum	INT	Tot			Fum	INT	Tot	
Rice	0	2	2	7	+7	0	0	0	0
at #1 Alabama	1	0	1	7	-7	0	2	2	14
at Miami (Ohio)	1	0	1	3	+3	2	1	3	0
Vanderbilt									
Houston Baptist									
at Louisiana Tech									
at Middle Tennessee									
Old Dominion									
at Florida Atlantic									
FIU									
North Texas									
at Marshall									
<b>TOTAL</b>	<b>2</b>	<b>2</b>	<b>4</b>	<b>17</b>	<b>+3</b>	<b>2</b>	<b>3</b>	<b>5</b>	<b>14</b>

## WKU BIG PLAYS

Opponent	Rushing				Passing				Special Teams		Defensive Plays	
	15-19	20-29	30-39	40+	20-29	30-39	40-49	50+	Block	Ret. TD	INT	TD
Rice	1	0	1	0	2	2	3	2	0	0	2	0
at #1 Alabama	1	0	0	0	2	0	0	1	0	0	0	0
at Miami (Ohio)	1	2	0	0	0	2	1	1	0	1	0	0
Vanderbilt												
Houston Baptist												
at Louisiana Tech												
at Middle Tennessee												
Old Dominion												
at Florida Atlantic												
FIU												
North Texas												
at Marshall												
<b>TOTAL</b>	<b>3</b>	<b>2</b>	<b>1</b>	<b>0</b>	<b>4</b>	<b>4</b>	<b>4</b>	<b>4</b>	<b>0</b>	<b>1</b>	<b>2</b>	<b>0</b>

## OPPONENT BIG PLAYS

Opponent	Rushing				Passing				Special Teams		Defensive Plays	
	15-19	20-29	30-39	40+	20-29	30-39	40-49	50+	Block	Ret. TD	INT	TD
Rice	0	2	0	0	2	0	0	0	0	0	0	0
at #1 Alabama	0	0	0	0	2	0	1	2	0	0	2	1
at Miami (Ohio)	1	1	0	0	3	0	1	1	0	0	1	0
Vanderbilt												
Houston Baptist												
at Louisiana Tech												
at Middle Tennessee												
Old Dominion												
at Florida Atlantic												
FIU												
North Texas												
at Marshall												
<b>TOTAL</b>	<b>1</b>	<b>3</b>	<b>0</b>	<b>0</b>	<b>7</b>	<b>0</b>	<b>2</b>	<b>3</b>	<b>0</b>	<b>0</b>	<b>3</b>	<b>1</b>

## SCORING DRIVES

Opponent	No.	Plays	Yards	Time	TD Drives	Plays	Yards	Time	< 2:00
Rice	8	5.75	64.1	2:38	5	4.8	65.8	2:03	2
at #1 Alabama	2	4	48.5	0:58	1	3	26	0:48	1
at Miami (Ohio)	4	5.25	51.3	1:49	3	5.7	66.7	1:47	2
Vanderbilt									
Houston Baptist									
at Louisiana Tech									
at Middle Tennessee									
Old Dominion									
at Florida Atlantic									
FIU									
North Texas									
at Marshall									
<b>AVERAGE</b>	<b>14</b>	<b>5.4</b>	<b>58.2</b>	<b>2:10</b>	<b>9</b>	<b>4.9</b>	<b>61.7</b>	<b>1:50</b>	<b>5</b>

# Last TIME

## WKU TEAM

<b>Scored 80+ points:</b>	(87) vs. West Virginia Tech (0), 9/8/07
<b>Scored 70+ points:</b>	(87) vs. West Virginia Tech (0), 9/8/07
<b>Scored 60-69 points:</b>	(63) at FIU (7), 11/21/15
<b>Scored 50-59 points:</b>	(55) at Old Dominion (30), 10/31/15
<b>Scored 40-49 points:</b>	(46) vs. Rice (14), 9/1/16
<b>Won as a ranked team:</b>	(No. 25) vs. South Florida, 12/21/15
<b>Defeated a ranked opponent:</b>	at No. 19 Marshall, 11/28/14
<b>Defeated a ranked opponent on the road:</b>	at No. 19 Marshall, 11/28/14
<b>Shutout an opponent:</b>	(20-0) at Florida Atlantic, 10/15/11
<b>Had consecutive shutouts:</b>	(22-0) vs. Southern Illinois, 11/18/00; (27-0) vs. Florida A&M, 11/25/00
<b>Did not allow a touchdown:</b>	(14-6) at Florida International, 10/27/12
<b>Was shutout:</b>	(0-35) at Alabama, 9/8/12
<b>600+ yards of total offense:</b>	(649) vs. Rice, 9/1/16
<b>500-599 yards total offense:</b>	(521) Southern Miss, 12/5/15
<b>400-499 yards total offense:</b>	(404) at Miami (Ohio), 9/17/16
<b>90+ total plays:</b>	(102) at Middle Tennessee, 9/13/14
<b>80+ total plays:</b>	(88) Southern Miss, 12/5/15
<b>30+ first downs:</b>	(31) Marshall, 11/27/15
<b>500+ yards rushing:</b>	(551) vs. Tennessee-Martin, 9/9/00
<b>400+ yards rushing:</b>	(451) vs. West Virginia Tech, 9/1/05
<b>300+ yards rushing:</b>	(383) vs. Army, 11/15/14
<b>60+ rushing attempts:</b>	(64) vs. Troy, 11/26/11
<b>50+ rushing attempts:</b>	(51) at Louisiana-Lafayette, 11/17/12
<b>5+ rushing touchdowns:</b>	(5) at FIU, 11/21/15
<b>4+ rushing touchdowns:</b>	(4) at Old Dominion, 10/31/15
<b>500+ yards passing</b>	(552) vs. Rice, 9/1/16
<b>400-499 yards passing</b>	(461) vs. South Florida, 12/21/15
<b>300-399 yards passing:</b>	(370) Marshall, 11/27/15
<b>250-299 yards passing:</b>	(268) at Miami (Ohio), 9/17/16
<b>60+ pass attempts:</b>	(61) at No. 5 LSU, 10/24/15
<b>50-59 pass attempts:</b>	(52) Southern Miss, 12/5/15
<b>40+ pass completions:</b>	(43) at Middle Tennessee, 9/13/14
<b>30-39 pass completions:</b>	(32) vs. South Florida, 12/21/15
<b>6+ touchdown passes:</b>	(6) vs. Middle Tennessee, 10/10/15
<b>5 touchdown passes:</b>	(5) Marshall, 11/27/15
<b>5+ fumbles:</b>	(5) at Troy, 10/11/12 (2 lost)
<b>No turnovers:</b>	vs. Rice, 9/1/16
<b>5+ turnovers:</b>	(7) vs. Tennessee, 9/7/13
<b>100 yard rusher and 100 yard receiver:</b>	at Miami (Ohio), 9/17/16 (RUSH: Quinton Baker - 103; REC: Nicholas Norris - 187)
<b>Two 100-yard+ rushers:</b>	vs. Southern Miss, 9/22/12 (Antonio Andrews - 136; Leon Allen - 132)
<b>Three 100-yard+ rushers:</b>	vs. Southern Illinois, 11/7/98 (Jammie Kyle - 113; Donte Pimpleton - 111; DeWayne Gallishaw - 108)
<b>Two 100-yard receivers:</b>	vs. Rice, 9/1/16 (Nicholas Norris - 147, Taywan Taylor - 165)
<b>Returned a kickoff for TD:</b>	vs. LA Tech, 9/10/15 (Kylan Towner - 98 yds)
<b>Returned a punt for TD:</b>	at Miami (Ohio), 9/17/16 (N. Fant - 48 yds)
<b>Returned an interception for a TD:</b>	at FIU, 11/21/15 (W. Terry - 92 yds)
<b>Returned a fumble for a TD:</b>	at Illinois, 9/6/14 (W. Terry - 95 yds)
<b>Returned a blocked punt for a TD:</b>	vs. MT, 11/20/10 (Derrius Brooks - 0 yds)
<b>Returned a blocked FG for a TD:</b>	vs. Morgan St., 9/21/13 (J. Dowling - 70 yds)
<b>Had 2+ defensive touchdowns:</b>	at Louisiana-Lafayette, 10/23/10 Fumble Return (Jamarcus Allen - 69 yds); Interception Return (Derrius Brooks - 62 yds)
<b>Blocked a punt:</b>	at Tennessee, 9/7/13 (Tyler Higbee)
<b>Blocked two punts:</b>	vs. Middle Tennessee, 11/20/10 (Bar'ee Boyd - 2)

<b>Blocked a field goal:</b>	vs. Morgan State, 9/21/13 (Tyree Robinson)
<b>Blocked a PAT:</b>	vs. Middle Tennessee, 10/6/11 (Jared Clendenin)
<b>Missed a PAT:</b>	at No. 5 LSU, 10/24/15 (Garrett Schwettman)
<b>Had a punt blocked:</b>	vs. CMU, 12/26/12 (Blocked by A. Cunningham)
<b>Had a field goal blocked:</b>	at Alabama, 9/10/16 (Blocked by J. Allen)
<b>Had a PAT Blocked:</b>	vs UAB, 10/4/14
<b>Held an opponent to less than 10 first downs:</b>	(7) vs. Austin Peay, 9/1/12
<b>Intercepted 4+ passes:</b>	(4) at Marshall, 11/28/14
<b>Intercepted 3+ passes:</b>	(3) Southern Miss, 12/5/15
<b>Held an opponent to less than 300 yards:</b>	(291) Rice, 9/1/16
<b>Held an opponent to less than 200 yards:</b>	(168) at FIU, 11/21/15
<b>Held an opponent to less than 100 yards:</b>	(15) vs. West Virginia Tech, 9/8/07
<b>Scored a safety:</b>	vs. Rice, 9/1/16 (Team)
<b>Scored a 2-point conversion:</b>	vs. LA Tech, 9/10/15 (Doughty to Ferby)

## A HILLTOPPER PLAYER...

<b>Had 400+ yards total offense in a game:</b>	(517) Mike White, Rice, 9/1/16 (517 passing, 0 rushing)
<b>Scored 4+ TDs in a game:</b>	(4) Anthony Wales at ODU, 10/31/15 (4 rush)
<b>Scored 3 TDs in a game:</b>	D'Andre Ferby at FIU, 11/21/15 (3 rush)
<b>Rushed 40+ times in a game:</b>	(43) Bobby Rainey, Troy, 11/26/11
<b>Rushed 30+ times in a game:</b>	(33) Leon Allen at Marshall, 11/28/14
<b>Rushed for 300+ yards in a game:</b>	(345) Leon Allen, Army, 11/15/14
<b>Rushed for 200-299 yards in a game:</b>	(237) Leon Allen at Marshall, 11/28/14
<b>Rushed for 100-199 yards in a game:</b>	(103) Quinton Baker at Miami (OH), 9/17/16
<b>Rushed for 200+ yards in consecutive games:</b>	Antonio Andrews, (238) at Louisiana-Lafayette, 11/17/12; (230) vs. North Texas, 11/24/12
<b>Rushed for 150+ yards in consecutive games:</b>	Antonio Andrews (155) at ULM, 10/3/13 and (154) vs. Louisiana, 10/15/13
<b>Rushed for 100+ yards in consecutive games:</b>	Anthony Wales (110) at FIU, 11/21/15 and (131) Marshall, 11/27/15
<b>Rushed for 4+ TDs in a game:</b>	(4) Anthony Wales at ODU, 10/31/15
<b>Passed for 400+ yards in a game:</b>	(517) Mike White, Rice, 9/1/16
<b>Passed for 300-399 yards in a game:</b>	(370) B. Doughty, Marshall, 11/27/15
<b>Attempted 60+ passes in a game:</b>	(61) Brandon Doughty at LSU, 10/24/15
<b>Attempted 50-59 passes in a game:</b>	(52) B. Doughty, Southern Miss, 12/5/15
<b>Attempted 40-49 passes in a game:</b>	(44) B. Doughty vs. South Florida, 12/21/15
<b>Attempted 30-39 passes in a game:</b>	(31) Mike White at Miami (OH), 9/17/16
<b>Threw 6+ TD passes in a game:</b>	(6) Brandon Doughty vs. Miami, 9/26/15
<b>Threw 3-5 TD passes in game:</b>	(3) Mike White, Rice, 9/1/16
<b>Had 200+ yards receiving in a game:</b>	(276) Joey Stockton at APSU, 9/16/95
<b>Had 150+ yards receiving in a game:</b>	(187) N. Norris at Miami (OH), 9/17/16
<b>Had 100+ yards receiving in a game:</b>	(121) Taywan Taylor at Alabama, 9/10/16
<b>Caught 10+ passes in a game:</b>	(11) N. Norris at Miami (OH), 9/17/16
<b>Caught 3+ TD passes in a game:</b>	(3) Taywan Taylor vs. MT, 10/10/15
<b>Caught 2+ TD passes in a game:</b>	(2) Nicholas Norris, Rice, 9/1/16
<b>Scored 15+ points kicking:</b>	(16) Garrett Schwettman vs. MT, 10/10/15
<b>Kicked 5+ field goals in a game:</b>	(5) Matt Lange vs. EKU, 9/20/03
<b>Kicked 4+ field goals in a game:</b>	(4) Garrett Schwettman vs. LA Tech, 9/10/15
<b>Kicked a 50-yard+ FG:</b>	(50) Tanner Siewert at Kentucky, 9/27/08
<b>Had a 60-yard+ punt:</b>	(62) Hendrix Brakefield vs. North Texas, 10/30/10
<b>Had a 70-yard+ punt:</b>	(74) Hendrix Brakefield vs. CMU, 12/26/12
<b>Intercepted 3+ passes in a game:</b>	(3) Branden Leston at Marshall, 11/28/14
<b>Intercepted 2+ passes in a game:</b>	(2) Tyree Robinson and Cam Thomas at Texas State, 11/23/13
<b>Had a 60-69-yard rush:</b>	(65) Antonio Andrews vs Morgan State, 9/21/13
<b>Had a 70-79-yard rush:</b>	(75) Anthony Wales vs UAB, 10/4/14
<b>Had an 80-yard+ rush:</b>	(80) Leon Allen vs Army, 11/15/14
<b>Had a 90-yard+ rush:</b>	(91) Lerron Moore vs. Southern Illinois, 11/1/03
<b>Had a 70-79-yard pass:</b>	(73) Doughty to Taylor at FIU, 11/21/15
<b>Had an 80-yard+ pass:</b>	(87) White to Norris vs. Rice, 9/1/16
<b>Had a 90-yard+ pass:</b>	(96) Jeff Cesarone to Keith Paskett vs. Akron, 10/5/85

**AN OPPOSING TEAM...**

<b>Failed to score a TD:</b>	(6) Florida International, 10/27/12
<b>Had 30+ first downs:</b>	(34) Indiana, 9/19/15
<b>400+ yards rushing:</b>	(412) Navy, 9/27/14
<b>300-399 yards rushing:</b>	(323) Middle Tennessee, 9/13/14
<b>60+ rushing attempts:</b>	(64) UAB, 10/4/14
<b>50-59 rushing attempts:</b>	(59) Indiana, 9/19/15
<b>400+ yards passing:</b>	(493) Central Michigan, 12/24/14
<b>300-399 yards passing:</b>	(339) Miami (Ohio), 9/17/16
<b>250-299 yards passing:</b>	(286) LSU, 10/24/15
<b>Under 200 yards passing:</b>	(186) Rice, 9/1/16
<b>50+ pass attempts:</b>	(50) Illinois, 9/6/14
<b>30+ pass completions:</b>	(34) LA Tech, 11/1/14
<b>5+ touchdown passes:</b>	(7) Central Michigan, 12/24/14
<b>4 touchdown passes:</b>	(4) North Texas, 10/15/15
<b>3 touchdown passes:</b>	(3) Old Dominion, 10/31/15
<b>600+ yards total offense:</b>	(639) Indiana, 9/19/15
<b>500-599 yards total offense:</b>	(597) South Florida, 12/21/15
<b>80+ total plays:</b>	(86) Indiana, 9/19/15
<b>60+ points:</b>	(66) No. 19 Marshall, 11/28/14
<b>50-59 points:</b>	(59) LA Tech, 11/1/14
<b>40-49 points:</b>	(48) LSU, 10/24/15
<b>No turnovers:</b>	South Florida, 12/21/15
<b>5+ Turnovers:</b>	(3 Fumble, 2 INT) at Rice, 10/3/15
<b>100-yard+ rusher and 100-yard+ receiver:</b>	South Florida, 12/21/15 (RUSH: Marlon Mack (108) and Quinton Flowers (108); REC: Rodney Adams (130))
<b>Two 100-yard+ rushers:</b>	South Florida, 12/21/15 (RUSH: Marlon Mack (108) and Quinton Flowers (108))
<b>Returned a kickoff for TD:</b>	Marshall, 11/27/15 (DeAndre Reeves - 97 yds)
<b>Returned a punt for TD:</b>	Indiana, 9/19/15 (Mitchell Paige - 91 yds)
<b>Returned an interception for a TD:</b>	No. 1 Alabama, 9/10/16 (E. Jackson - 55 yds)
<b>Returned a fumble for a TD:</b>	Florida Atlantic, 11/10/12 (Keith Reaser — 9 yds)
<b>Returned a blocked punt for a TD:</b>	North Texas, 11/24/07 (Chris Neal — 5 yds.)
<b>Blocked a punt:</b>	Central Michigan, 12/26/12 (Avery Cunningham)
<b>Missed a PAT:</b>	Old Dominion, 10/25/14
<b>Intercepted 3+ passes:</b>	(4) LA Tech, 11/1/14
<b>Scored a safety:</b>	North Texas, 10/31/08 (Eddrick Gilmore)
<b>Scored a 2-point conversion:</b>	Troy, 10/26/13

**AN OPPOSING PLAYER...**

<b>Rushed 30+ times in a game:</b>	(31) Jordan Howard, Indiana, 9/19/15
<b>Rushed for 200+ yards in a game:</b>	(203) Jordan Howard, Indiana, 9/19/15
<b>Rushed for 150+ yards in a game:</b>	(168) Kenneth Dixon, LA Tech, 9/10/15
<b>Rushed for 3+ touchdowns in a game:</b>	(4) Ray Lawry, ODU, 10/25/14
<b>Passed for 400+ yards in a game:</b>	(493) Cooper Rush, CMU, 12/24/14
<b>Passed for 300-399 yards in a game:</b>	(339) Billy Bahl, Miami (Ohio), 9/17/16
<b>Attempted 40+ passes in a game:</b>	(41) Billy Bahl, Miami (Ohio), 9/17/16
<b>Attempted 30-39 passes in a game:</b>	(36) Jalen Hurts, Alabama, 9/10/16
<b>Threw 5+ TDs in a game:</b>	(7) Cooper Rush, CMU, 12/24/14
<b>Threw 4 TDs in a game:</b>	(4) DaMarcus Smith, NT, 10/15/15
<b>Threw 3 TDs in a game:</b>	(3) Shuler Bentley, ODU, 10/31/15
<b>Had 400+ yards total offense in a game:</b>	(412) Jeff Driskel, LA Tech, 9/10/15 (PASS: 357; RUSH: 55)
<b>Had 300-399 yards total offense in a game:</b>	(326) Billy Bahl, Miami (OH), 9/17/16 (PASS: 336; RUSH: -13)
<b>Had 150+ yards receiving in a game:</b>	(220) Antonio Vaughan, ODU, 10/25/14
<b>Had 100-149 yards receiving in a game:</b>	(136) J. Gardner, Miami (OH), 9/17/16
<b>Caught 10+ passes in a game:</b>	(10) Tommy Shuler, Marshall, 11/28/14
<b>Caught 3+ TD passes in a game:</b>	(4) Titus Davis, Central Michigan, 12/24/14
<b>Caught 2 TD passes in a game:</b>	Richie James, MT, 10/10/15
<b>Kicked a 50-yard+ field goal:</b>	(51) Kyle Fischer, LA Tech, 11/1/14
<b>Had a 70-yard+ punt:</b>	(82) Richie Hogan, Central Michigan, 12/26/12
<b>Intercepted 2+ passes in a game:</b>	(2) Jonathan Crawford, Indiana, 9/19/15
<b>Had a 70-yard+ run:</b>	(79) Aaron Spikes, Louisiana-Lafayette, 10/22/11
<b>Had an 80-yard+ run:</b>	(83) Corey Crume, Eastern Kentucky, 9/19/98
<b>Had a 70-yard+ pass:</b>	(75) Cody Clements to Josh Magee, UAB, 10/4/14
<b>Had an 80-yard+ pass:</b>	(83) A.J. Porter to Steven Rush, Missouri State, 11/6/04
<b>Had a 90-yard+ pass:</b>	(94) Erik Hutchins to Shoun Habersham, Chattanooga, 11/2/91



## Drive SUMMARIES

Sept. 1 vs. Rice	Qtr.	Time	Plays	Yds.	Elapsed
Anthony Wales, 5-yard rush	1	5:35	4	86	1:35
White to Norris, 87-yard pass	1	1:31	2	87	0:44
White to Fant, 6-yard pass	2	9:37	6	65	2:47
Anthony Wales, 1-yard rush	2	7:03	6	46	2:01
Skyler Simcox, 29-yard FG	3	10:24	9	76	4:36
Ryan Nuss, 26-yard FG	3	4:31	7	73	3:09
White to Norris, 19-yard pass	4	14:01	6	45	3:09
Ryan Nuss, 31-yard FG	4	5:12	6	35	3:03

Sept. 10 at #1 Alabama	Qtr.	Time	Plays	Yds.	Elapsed
Ryan Nuss, 25-yard FG	1	8:03	5	71	1:07
Eckels to L. Jackson, 24-yard pass	4	0:46	3	26	0:48

Sept. 17 at Miami (Ohio)	Qtr.	Time	Plays	Yds.	Elapsed
Quinton Baker, 2-yard rush	2	5:30	11	63	3:29
Ryan Nuss, 26-yard FG	3	9:42	4	5	1:55
White to Norris, 53-yard pass	3	7:46	3	82	0:46
White to Taylor, 36-yard pass	4	13:44	3	55	1:07

### DRIVE SUPERLATIVES

- Longest TD Drive (Yards)** - 2 plays, 87 yards - 0:44 (White to Norris) vs. Rice
- Most Plays on TD Drive** - 11 plays, 63 yards - (Baker 2-yard rush) at Miami (Ohio)
- Fewest Plays on TD Drive** - 2 plays, 87 yards - 0:44 (White to Norris) vs. Rice
- Most Time Used on TD Drive** - 3:29 - (Baker 2-yard rush) at Miami (Ohio)
- Shortest Time Used on TD Drive** - 0:44 (White to Norris, 87-yard pass) vs. Rice
- Number of TD Drives Less than 2:00** - 5 of 9 (55.6-percent)

# GAME 1



Rice	0	7	7	0	-	14
<b>WKU</b>	<b>16</b>	<b>14</b>	<b>6</b>	<b>10</b>	-	<b>46</b>

Sept. 1, 2015 • Houchens-Smith Stadium • Bowling Green, Ky. • 19,286

**BOWLING GREEN, Ky. (AP)** – Mike White threw for 517 yards and three touchdowns in his debut as starting quarterback as Western Kentucky opened the season and Conference USA play with a 46-14 drubbing of Rice.

White, who was 25 for 31 passing, is only the third quarterback to throw for 500 or more yards in Western Kentucky history.

The Hilltoppers had two receivers top 100 yards in receiving as Taywan Taylor caught five passes for 165 yards and Nicholas Norris hauled in seven for 147 yards and two scores.

Western Kentucky, which won its 13th straight conference game, finished with 552 yards passing and 97 rushing, amassing 649 yards while limiting Rice to 288 total yards.

White's first scoring strike was for 87 yards as Norris hauled that one in for a 16-0 lead with 1:31 left in the first quarter. The Hilltoppers were up 30-7 at the half.

Tyler Stehling led Rice with 183 passing yards.

## GAME BREAKDOWN

	Rice	WKU
<b>FIRST DOWNS</b>	21	23
Rushing	7	4
Passing	11	17
Penalty	3	2
<b>NET YARDS RUSHING</b>	105	97
Rushing Attempts	33	30
Average Per Rush	3.2	3.2
Rushing Touchdowns	2	2
Yards Gained Rushing	139	110
Yards Lost Rushing	34	13
<b>NET YARDS PASSING</b>	186	552
Completions-Attempts-Int	23-38-2	26-35-0
Average Per Attempt	4.9	15.8
Average Per Completion	8.1	21.2
Passing Touchdowns	0	3
<b>TOTAL OFFENSE YARDS</b>	291	649
Total offense plays	70	65
Average Gain Per Play	4.1	10.0
<b>Fumbles: Number-Lost</b>	2-0	0-0
<b>Penalties: Number-Yards</b>	10-62	8-77
<b>PUNTS-YARDS</b>	7-313	2-95
Average Yards Per Punt	44.7	47.5
Net Yards Per Punt	45.3	46.5
Inside 20	5	1
50+ Yards	3	1
Touchbacks	0	0
Fair catch	2	1
<b>KICKOFFS-YARDS</b>	4-251	9-538
Average Yards Per Kickoff	62.8	59.8
Net Yards Per Kickoff	35.0	44.3
Touchbacks	0	2
<b>Punt returns: Number-Yards-TD</b>	1-2-0	2-(-4)-0
Average Per Return	2.0	-2.0
<b>Kickoff returns: Number-Yards-TD</b>	6-89-0	3-111-0
Average Per Return	14.8	37.0
<b>Interceptions: Number-Yards-TD</b>	0-0-0	2-0-0
<b>Fumble Returns: Number-Yards-TD</b>	0-0-0	0-0-0
<b>Possession Time</b>	27:45	32:15
1st Quarter	8:15	6:45
2nd Quarter	7:01	7:59
3rd Quarter	5:05	9:55
4th Quarter	7:24	7:36
<b>Third-Down Conversions</b>	7 of 14	3 of 10
<b>Fourth-Down Conversions</b>	0 of 1	0 of 1
<b>Red-Zone Scores-Chances</b>	1-2	7-8
Touchdowns	1-2	4-8
Field goals	0-2	3-8
<b>Sacks By: Number-Yards</b>	0-0	0-0
<b>PAT Kicks</b>	2-2	5-5
<b>Field Goals</b>	0-0	3-4
<b>Points off turnovers</b>	0	7

## GAME NOTES

- The Hilltoppers have now have opened five consecutive seasons with a win, tying the longest streak since winning five openers from 1996 to 2000.
- An attendance of 19,286 was the most at Houchens-Smith Stadium in a conference games since Oct. 26, 2013 vs. Troy (Homecoming)
- WKU scored 45-plus points for the fifth straight game dating back to last season. It's the first time in program history the Tops have had such a streak.
- In his first career game as a Hilltopper Mike White threw for a career-high 517 yards and a career-high-tying 3 touchdowns. It was the third 500-yard passing performance in WKU history and the 10th most passing yards in a game Conference USA history.
- Anthony "Ace" Wales had 15 rushes for 58 yards and 2 touchdowns. It was his fifth career game of multiple scores.
- Nicholas Norris caught 7 passes for 147 yards and 2 touchdowns. His 87-yard score was the longest reception of his career, and longer than any WKU play from scrimmage in 2015. It was his third career game of multiple scores.
- Taylor (165) and Norris (147) both eclipsed 100 yards receiving, two Tops receivers had 100-plus yards in the same game four times last season. Their 312 combined receiving yards were more than any duo had in a game last season.
- T.J. McCollum led the Tops defense with 12 tackles (5 solo, 7 assisted) and a forced fumble.

## SCORING SUMMARY

Team	Qtr	Time	Scoring Play	Pl.	TOP	Score
WKU	1	13:24	Safety (TEAM)	-	-	2-0
WKU	1	4:00	Wales 5-yard rush (Nuss kick)	4-86	1:35	9-0
WKU	1	1:31	Norris 87-yard pass from White (Simcox kick)	2-87	0:44	16-0
RICE	2	12:24	Davis 2-yard rush (Tobola Kick)	12-80	4:07	16-7
WKU	2	9:37	Fant 6-yard pass from White (Nuss kick)	6-65	2:47	23-7
WKU	2	7:03	Wales 1-yard rush (Simcox kick)	6-46	2:01	30-7
WKU	3	10:24	Simcox 29-yard field goal	9-76	4:36	33-7
WKU	3	4:31	Nuss 26-yard field goal	7-73	3:09	36-7
RICE	3	2:01	Stehling 22-yard rush	6-65	2:21	36-14
WKU	4	14:01	Norris 19-yard pass from White (Simcox kick)	6-45	3:09	43-14
WKU	4	5:12	Nuss 31-yard field goal	6-35	3:03	46-14

## STATISTICS LEADERS

### WKU

PASSING	C-A-I	Yds	TD	Long	Sack
White	25-31-0	517	3	87	0
T. Ferguson	1-3-0	35	0	35	0
Fant	0-1-0	0	0	0	0
<b>TOTALS</b>	<b>26-35-0</b>	<b>552</b>	<b>3</b>	<b>87</b>	<b>0</b>

RUSHING	Att.	Yds	TD	Long	Avg.
Wales	15	58	2	17	3.9
Baker	9	47	0	39	4.7
Norris	1	2	0	2	2.0
Trigg	2	1	0	2	1.0
Ferby	1	1	0	1	1.0
TEAM	1	-2	0	0	-2.0
Fant	1	-5	0	0	-5.0
<b>TOTALS</b>	<b>30</b>	<b>97</b>	<b>2</b>	<b>39</b>	<b>3.2</b>

RECEIVING	No.	Yds	TD	Long
Taylor	5	165	0	45
Norris	7	147	2	87
L. Jackson	1	54	0	54
Fant	5	44	1	16
Wales	4	44	0	26
S. Johnson	1	35	0	35
Bush	1	35	0	35
Towner	1	17	0	17
Donatell	1	11	0	11
<b>TOTALS</b>	<b>26</b>	<b>552</b>	<b>3</b>	<b>87</b>

### Rice

PASSING	C-A-I	Yds	TD	Long	Sack
Stehling	23-38-2	186	0	26	0

RUSHING	Att.	Yds	TD	Long	Avg.
Stehling	11	85	1	22	7.7
Dillard	9	19	0	8	2.1
Stewart	3	14	0	7	4.7
Davis	6	10	1	3	1.7
Walter	3	1	0	2	0.3
TEAM	1	-24	0	0	-24.0
<b>TOTALS</b>	<b>33</b>	<b>105</b>	<b>0</b>	<b>22</b>	<b>3.2</b>

RECEIVING	No.	Yds	TD	Long
Smith	3	60	0	26
Mayden	4	56	0	22
German	3	25	0	14
Wright	3	16	0	8
Davis	1	15	0	15
Wright	1	8	0	8
Alaka	2	4	0	5
Stewart	1	3	0	3
Pollard	3	0	0	5
Dillard	2	-1	0	3
<b>TOTALS</b>	<b>23</b>	<b>186</b>	<b>0</b>	<b>26</b>

# Game RECAPS

## GAME 2



WKU	3	0	0	7	-	10
<b>#1 Alabama</b>	<b>10</b>	<b>7</b>	<b>7</b>	<b>14</b>	-	<b>38</b>

Sept. 10, 2015 • Bryant-Denny Stadium • Tuscaloosa, Ala. • 101,821

**TUSCALOOSA, Ala. (AP)** — Taywan Taylor hauled in 121 yards receiving on nine receptions Saturday, but Western Kentucky fell to No. 1 Alabama 38-10.

Freshman Jalen Hurts passed for 287 yards and two touchdowns in his first career start. Hurts likely nailed down the quarterback job with a 23-of-36 passing performance. The Crimson Tide (2-0) started slow and then piled it on with big plays from the defense and receivers Calvin Ridley and ArDarius Stewart.

Western Kentucky (1-1) was outgained 475-239 in total yards against a defense that has allowed 16 points in the first two games.

Ridley had nine catches for 129 yards and Stewart gained 90 yards on five receptions. Both also logged carries.

Western Kentucky quarterback Mike White left late in the third quarter. He was 10 of 24 for 135 yards with an interception after racking up 517 yards in the opener against Rice. The Hilltoppers converted a turnover into a touchdown in the final minute.

### GAME BREAKDOWN

	WKU	BAMA
<b>FIRST DOWNS</b>	<b>12</b>	<b>23</b>
Rushing	2	9
Passing	9	13
Penalty	1	1
<b>NET YARDS RUSHING</b>	<b>23</b>	<b>124</b>
Rushing Attempts	22	39
Average Per Rush	1.0	3.2
Rushing Touchdowns	0	2
Yards Gained Rushing	62	158
Yards Lost Rushing	39	34
<b>NET YARDS PASSING</b>	<b>216</b>	<b>351</b>
Completions-Attempts-Int	19-38-2	25-42-0
Average Per Attempt	5.7	8.4
Average Per Completion	11.4	14.0
Passing Touchdowns	1	2
<b>TOTAL OFFENSE YARDS</b>	<b>239</b>	<b>475</b>
Total offense plays	60	81
Average Gain Per Play	4.0	5.9
<b>Fumbles: Number-Lost</b>	<b>2-0</b>	<b>1-1</b>
<b>Penalties: Number-Yards</b>	<b>2-16</b>	<b>12-84</b>
<b>PUNTS-YARDS</b>	<b>8-376</b>	<b>5-232</b>
Average Yards Per Punt	47.0	46.4
Net Yards Per Punt	42.6	43.8
Inside 20	1	3
50+ Yards	3	2
Touchbacks	1	0
Fair catch	1	2
<b>KICKOFFS-YARDS</b>	<b>3-193</b>	<b>7-447</b>
Average Yards Per Kickoff	64.3	63.9
Net Yards Per Kickoff	43.3	40.9
Touchbacks	0	4
<b>Punt returns: Number-Yards-TD</b>	<b>2-13-0</b>	<b>2-15-0</b>
Average Per Return	6.5	7.5
<b>Kickoff returns: Number-Yds-TD</b>	<b>3-61-0</b>	<b>3-63-0</b>
Average Per Return	20.3	21.0
<b>Interceptions: Number-Yds-TD</b>	<b>0-0-0</b>	<b>2-61-1</b>
<b>Fumble Returns: Number-Yds-TD</b>	<b>0-0-0</b>	<b>0-0-0</b>
<b>Possession Time</b>	<b>24:16</b>	<b>35:44</b>
1st Quarter	3:22	11:38
2nd Quarter	9:41	5:19
3rd Quarter	4:15	10:45
4th Quarter	6:58	8:02
<b>Third-Down Conversions</b>	<b>6 of 16</b>	<b>9 of 18</b>
<b>Fourth-Down Conversions</b>	<b>0 of 1</b>	<b>2 of 2</b>
<b>Red-Zone Scores-Chances</b>	<b>1-1</b>	<b>5-5</b>
Touchdowns	0-1	4-5
Field goals	1-1	1-5
<b>Sacks By: Number-Yards</b>	<b>2-15</b>	<b>4-39</b>
<b>PAT Kicks</b>	<b>1-1</b>	<b>5-5</b>
<b>Field Goals</b>	<b>1-2</b>	<b>1-2</b>
<b>Points off turnovers</b>	<b>7</b>	<b>14</b>

### GAME NOTES

- WKU's team captains for the game were Drew Davis, Forrest Lamp, T.J. McCollum and Marcus Ward.
- Alabama now leads the all-time series 3-0, with all three contests in Tuscaloosa.
- WKU fell to 2-7 against the SEC in road games since joining the FBS in 2009.
- The 10 points scored by the Hilltoppers was the most in their all-time series with Alabama.
- WKU outgained Alabama 96-55 in the 2nd quarter, but were outscored 7-0 on an interception return for touchdown.
- Taywan Taylor finished with 9 catches for 121 yards, including a 59-yard reception on a flea flicker in the first quarter. He moved into 2nd in WKU history with 169 career catches, 2 behind Willie McNeal's mark of 171.
- Taylor was one of 23 receivers since 2000 with 120-plus receiving yards against Alabama, including one of four Group of 5 receivers.
- In 2015, Alabama allowed only one receiver with 120-plus receiving yards in a game (Cole, Ole Miss).
- Lucky Jackson had 2 catches for 46 yards and his first-career TD grab in the 4th quarter from Drew Eckels.
- Joel Iyiebuniwe led WKU with 10 tackles (7 solo, 3 assisted) and had one of the team's two sacks, giving him 2 for his career.
- Jake Collins had career-highs with 8 punts for 376 yards, making for a 47-yard gross average and a 42.6-yard net average. He had 2 punts inside the 20 compared to 1 touchback, while limiting Alabama to 15 punt return yards.

### SCORING SUMMARY

Team	Q	Time	Scoring Play	Drive	TOP Score
BAMA	1	9:10	Griffith 36-yard field goal	5-59	1:59 0-3
WKU	1	8:03	Nuss 25-yard field goal	5-71	1:07 3-3
BAMA	1	0:00	Ridley 4-yard pass from Hurts (Griffith kick)	9-67	4:05 3-10
BAMA	2	8:59	Jackson 55-yard INT return (Griffith kick)	-	- 3-17
BAMA	3	3:48	Stewart 8-yard pass from Hurts (Griffith kick)	8-48	3:00 3-24
BAMA	4	13:14	Scarborough 2-yard rush (Griffith kick)	10-76	3:56 3-31
BAMA	4	4:27	Emmons 6-yard rush (Griffith kick)	11-59	4:44 3-38
WKU	4	0:46	L.Jackson 24-yard pass from Eckels (Nuss kick)	3-26	0:48 10-38

### STATISTICS LEADERS

#### WKU

PASSING	C-A-I	Yds	TD	Long	Sack
White	10-24-1	135	0	59	2
T. Ferguson	7-10-0	55	0	21	1
Eckels	2-3-0	26	1	24	1
Fant	0-1-1	0	0	0	0
<b>TOTALS</b>	<b>19-38-2</b>	<b>216</b>	<b>1</b>	<b>59</b>	<b>4</b>

RUSHING	Att.	Yds	TD	Long	Avg.
Wales	11	44	0	16	4.0
Baker	4	7	0	3	1.8
Trigg	2	7	0	4	3.5
Eckels	1	-6	0	0	-6.0
White	3	-14	0	4	-4.7
Ferguson	1	-15	0	0	-15.0
<b>TOTALS</b>	<b>22</b>	<b>23</b>	<b>0</b>	<b>16</b>	<b>1.0</b>

RECEIVING	No.	Yds	TD	Long
Taylor	9	121	0	59
L. Jackson	3	45	1	24
Donatell	3	20	0	10
Norris	2	20	0	12
S. Johnson	1	9	0	9
Trigg	1	2	0	2
Wales	1	-1	0	0
<b>TOTALS</b>	<b>19</b>	<b>216</b>	<b>1</b>	<b>59</b>

#### Alabama

PASSING	C-A-I	Yds	TD	Long	Sack
Hurts	23-36-0	287	2	51	2
Barnett	2-6-0	64	0	52	0
<b>TOTALS</b>	<b>25-42-0</b>	<b>351</b>	<b>2</b>	<b>52</b>	<b>2</b>

RUSHING	Att.	Yds	TD	Long	Avg.
Harris	11	45	0	11	4.1
Emmons	6	41	1	14	6.8
Hurts	11	19	0	6	1.7
Scarborough	5	19	1	8	3.8
Stewart	2	12	0	11	6.0
Ridley	1	6	0	6	6.0
Gore	1	1	0	1	1.0
Foster	1	-5	0	0	-5.0
TEAM	1	-14	0	0	-14.0
<b>TOTALS</b>	<b>39</b>	<b>124</b>	<b>2</b>	<b>14</b>	<b>3.2</b>

RECEIVING	No.	Yds	TD	Long
Ridley	9	129	1	51
Stewart	5	90	1	52
Dieter	2	56	0	40
Howard	2	29	0	20
Harris	2	14	0	9
Diggs	1	14	0	14
Foster	3	13	0	6
Hentges	1	6	0	6
<b>TOTALS</b>	<b>25</b>	<b>351</b>	<b>2</b>	<b>52</b>

# Game RECAPS

## GAME 3



<b>WKU</b>	<b>0</b>	<b>14</b>	<b>10</b>	<b>7</b>	<b>-</b>	<b>31</b>
Miami (Ohio)	0	3	14	7	-	24

Sept. 17, 2016 • Yager Stadium • Oxford, Ohio • 19,822

**OXFORD, Ohio (AP)** -- Nicholas Norris set career highs with 11 catches for 187 yards, Quinton Baker rushed for 103 yards and a score, and Western Kentucky fought off Miami (Ohio) for a 31-24 victory on Saturday.

Western Kentucky (2-1) took a 24-3 lead midway through the third quarter when Norris hauled in a 53-yard pass from Mike White.

Miami (0-3) got two touchdowns from Billy Bahl - a 9-yard run and 70-yard pass to James Gardner - in a 2:36 span to get within striking distance, 24-17, at the end of the third quarter.

But White found Taywan Taylor for a 36-yard touchdown, making Taylor the leading receiver in Western Kentucky history with 172 catches. Taylor holds Hilltoppers career and season records for receptions, yards and touchdowns.

The RedHawks converted a Hail Mary with 1:17 left to get within one score, but the onside kick was recovered by Western Kentucky.

### GAME BREAKDOWN

	WKU	MI(OH)
<b>FIRST DOWNS</b>	<b>19</b>	<b>23</b>
Rushing	7	5
Passing	10	13
Penalty	2	5
<b>NET YARDS RUSHING</b>	<b>136</b>	<b>85</b>
Rushing Attempts	35	38
Average Per Rush	3.9	2.2
Rushing Touchdowns	1	1
Yards Gained Rushing	167	140
Yards Lost Rushing	31	55
<b>NET YARDS PASSING</b>	<b>268</b>	<b>339</b>
Completions-Attempts-Int	19-31-1	20-41-0
Average Per Attempt	8.6	8.3
Average Per Completion	14.1	17.0
Passing Touchdowns	2	2
<b>TOTAL OFFENSE YARDS</b>	<b>404</b>	<b>424</b>
Total offense plays	66	79
Average Gain Per Play	6.1	5.4
<b>Fumbles: Number-Lost</b>	<b>3-2</b>	<b>1-1</b>
<b>Penalties: Number-Yards</b>	<b>9-126</b>	<b>11-87</b>
<b>PUNTS-YARDS</b>	<b>6-233</b>	<b>8-302</b>
Average Yards Per Punt	38.8	37.8
Net Yards Per Punt	38.8	28.8
Inside 20	2	3
50+ Yards	1	0
Touchbacks	0	1
Fair catch	0	3
<b>KICKOFFS-YARDS</b>	<b>6-355</b>	<b>4-213</b>
Average Yards Per Kickoff	59.2	53.2
Net Yards Per Kickoff	38.0	10.5
Touchbacks	1	0
<b>Punt returns: Number-Yards-TD</b>	<b>2-52-1</b>	<b>0-0-0</b>
Average Per Return	26.0	0.0
<b>Kickoff returns: Number-Yds-TD</b>	<b>4-171-0</b>	<b>5-102-0</b>
Average Per Return	42.8	20.4
<b>Interceptions: Number-Yds-TD</b>	<b>0-0-0</b>	<b>1-2-0</b>
<b>Fumble Returns: Number-Yds-TD</b>	<b>0-0-0</b>	<b>0-0-0</b>
<b>Possession Time</b>	<b>24:15</b>	<b>35:45</b>
1st Quarter	7:08	7:52
2nd Quarter	6:39	8:21
3rd Quarter	6:06	8:54
4th Quarter	4:22	10:38
<b>Third-Down Conversions</b>	<b>2 of 11</b>	<b>5 of 17</b>
<b>Fourth-Down Conversions</b>	<b>0 of 0</b>	<b>1 of 2</b>
<b>Red-Zone Scores-Chances</b>	<b>2-4</b>	<b>2-3</b>
Touchdowns	1-4	1-3
Field goals	1-4	1-3
<b>Sacks By: Number-Yards</b>	<b>7-39</b>	<b>1-6</b>
<b>PAT Kicks</b>	<b>4-4</b>	<b>3-3</b>
<b>Field Goals</b>	<b>1-1</b>	<b>1-2</b>
<b>Points off turnovers</b>	<b>3</b>	<b>0</b>

### GAME NOTES

- WKU's team captains for the game were Drew Davis, Forrest Lamp, T.J. McCollum and Taywan Taylor.
- Quinton Baker had career highs of 20 carries for 103 rushing yards and 1 touchdown.
- Nicholas Norris had career highs of 11 receptions for 187 yards, while also catching 1 touchdown pass.
- His 11 receptions tied for the 2nd-most in the Jeff Brohm Era, while 187 yards put him alone in 2nd.
- On the day, Norris accounted for 58% of the team's 19 receptions and 70% of the team's 268 yards.
- With his 36-yard touchdown catch in the 4th quarter, Taywan Taylor set the WKU record with 172 career receptions, surpassing Willie McNeal's mark of 171.
- Nacarius Fant took a punt 48 yards to the house for his 1st-career return touchdown. It was WKU's first punt return touchdown since Antonio Andrews had a 70-yard score vs. Austin Peay on Sept. 1, 2012.
- Keith Brown led the WKU defense with 12 tackles (9 solo, 3 assisted) while adding 1.5 of the team's tackles for loss and 1 of the team's 7 sacks.
- Omarius Bryant and Chris Johnson had 2 sacks apiece. For Johnson, they were the first of his career. For Bryant, it represented a career-high mark and pushed his total to 3 on the season.
- Leverick Johnson and De'Andre Simmons tied for the team lead with 3 pass breakups apiece. Both were career highs for the two members of the WKU secondary.

### SCORING SUMMARY

Team	Q	Time	Scoring Play	Drive	TOP Score
WKU	2	5:30	Baker 2-yard rush (Nuss kick)	11-63	3:29 7-0
WKU	2	3:10	Fant 48-yard punt return (Simcox kick)	-	- 14-0
MI(OH)	2	1:35	Dowd 30-yard field goal	6-31	1:27 14-3
WKU	3	9:42	Nuss 26-yard field goal	4-5	1:55 17-3
WKU	3	7:46	Norris 53-yard pass from White (Simcox kick)	3-82	0:46 24-3
MI(OH)	3	2:36	Bahl 9-yard rush (Dowd kick)	11-78	5:01 24-10
MI(OH)	3	0:00	Gardner 70-yard pass from Bahl (Dowd kick)	3-80	0:25 24-17
WKU	4	13:44	Taylor 36-yard pass from White (Nuss kick)	3-55	1:07 31-17
MI(OH)	4	1:17	Martin 41-yard pass from Bahl (Dowd kick)	7-51	2:28 31-24

### STATISTICS LEADERS

#### WKU

PASSING	C-A-I	Yds	TD	Long	Sack
White	19-31-1	268	2	53	1
RUSHING	Att.	Yds	TD	Long	Avg.
Baker	20	103	1	28	5.2
Trigg	7	22	0	14	3.1
Taylor	1	16	0	16	16.0
Norris	1	7	0	7	7.0
Fant	1	3	0	3	3.0
TEAM	2	-2	0	0	-1.0
White	3	-13	0	0	-4.3
<b>TOTALS</b>	<b>35</b>	<b>136</b>	<b>1</b>	<b>28</b>	<b>3.9</b>

RECEIVING	No.	Yds	TD	Long
Norris	11	187	1	53
Taylor	3	58	1	36
Baker	4	12	0	15
S. Johnson	1	11	0	11
<b>TOTALS</b>	<b>19</b>	<b>268</b>	<b>2</b>	<b>53</b>

#### Miami (Ohio)

PASSING	C-A-I	Yds	TD	Long	Sack
Bahl	20-41-0	339	2	70	7
RUSHING	Att.	Yds	TD	Long	Avg.
Young	14	68	0	20	4.9
Smith	10	30	0	10	3.0
Bahl	14	-13	1	11	-0.9
<b>TOTALS</b>	<b>38</b>	<b>85</b>	<b>1</b>	<b>20</b>	<b>2.2</b>

RECEIVING	No.	Yds	TD	Long
Gardner	5	136	1	70
Murphy	6	68	0	16
Martin	2	55	1	41
Young	2	32	0	23
Shisso	2	25	0	14
Smith	2	18	0	12
Thomas	1	5	0	5
<b>TOTALS</b>	<b>20</b>	<b>339</b>	<b>2</b>	<b>70</b>

## Top 10 CAREER RECORDS

### PASS ATTEMPTS

1. Brandon Doughty, 2011-15	1,491
2. Jeff Cesarone, 1984-87	1,379
3. Kawaun Jakes, 2009-2012	1,123
4. Justin Haddix, 2003-06	947
5. Leo Peckenpaugh, 1970-73	619
6. Johnny Vance, 1966-69	592
7. John Hall, 1977-80	571
8. Jimmy Feix, 1949-52	554
9. Ralph Antone, 1979-82	519
10. Willie Taggart, 1995-98	420

### PASS COMPLETIONS

1. Brandon Doughty, 2011-15	1,023
2. Jeff Cesarone, 1984-87	735
3. Kawaun Jakes, 2009-2012	650
4. Justin Haddix, 2003-06	541
5. Johnny Vance, 1966-69	289
6. John Hall, 1977-80	286
7. Leo Peckenpaugh, 1970-73	283
8. Ralph Antone, 1979-82	266
9. Willie Taggart, 1995-98	200
10. Mike Egan, 1965-68	195

### NET PASSING YARDS

1. Brandon Doughty, 2011-15	12,855
2. Jeff Cesarone, 1984-87	8,566
3. Justin Haddix, 2003-06	7,929
4. Kawaun Jakes, 2009-2012	7,538
5. Johnny Vance, 1966-69	4,046
6. John Hall, 1977-80	3,876
7. Jimmy Feix, 1949-52	3,780
8. Ralph Antone, 1979-82	3,555
9. Leo Peckenpaugh, 1970-73	3,532
10. Willie Taggart, 1995-98	3,326

### COMPLETION PERCENTAGE

1. Brandon Doughty, 2011-15	.686 (1,023-1,491; 12,855)
2. K.J. Black, 2007-08	.632 (115-182; 1,284)
3. Kawaun Jakes, 2009-2012	.579 (650-1,123; 7,538)
4. Justin Haddix, 2003-06	.571 (541-947; 7,929)
5. Jason Michael, 1999-02	.553 (126-228; 2,272)
6. David Wolke, 2007-08	.545 (194-356; 2,200)
7. Jeff Cesarone, 1984-87	.533 (735-1,379; 8,566)
8. Ralph Antone, 1979-82	.513 (266-519; 3,555)
9. Scott Campbell, 1988-90	.508 (130-256; 1,660)
10. Scott Bartholomew, 1976-77	.505 (107-212; 1,383)

### TOUCHDOWN PASSES

1. Brandon Doughty, 2011-15	111
2. Kawaun Jakes, 2009-12	51
3. Justin Haddix, 2003-06	50
4. Jeff Cesarone, 1984-87	46
5. Leo Peckenpaugh, 1970-73	35
6. Jimmy Feix, 1949-52	30
John Hall, 1977-80	30
Willie Taggart, 1995-98	30
9. Johnny Vance, 1966-69	28
10. Ralph Antone, 1979-82	27

### RECEPTIONS

1. <b>Taywan Taylor, 2013-Present (2,848 yds)</b>	<b>172</b>
2. Willie McNeal, 2010-14 (2,181 yds)	171
3. Jake Gaebler, 2006-09 (1,924 yds)	168
3. Jack Doyle, 2009-12 (1,769 yds)	162
5. Jared Dangerfield, 2014-15 (1,669 yds)	151
6. Curtis Hamilton, 2004-07 (2,324 yds)	149
7. <b>Nicholas Norris, 2013-Present (2,127 yds.)</b>	<b>138</b>
8. Jay Davis, 1968-71 (2,236 yds)	131
9. Alan Mullins, 1982-85 (1,866 yds)	124
10. Keith Paskett, 1983-86 (2,117 yds)	123

### RECEIVING YARDS

1. <b>Taywan Taylor, 2013-Present (172 catches)</b>	<b>2,848</b>
2. Curtis Hamilton, 2004-07 (149 catches)	2,324
3. Jay Davis, 1968-71 (131 catches)	2,236
4. Willie McNeal, 2010-14 (171 catches)	2,181
5. <b>Nicholas Norris, 2013-Present (138 catches)</b>	<b>2,127</b>
6. Keith Paskett, 1983-86 (123 catches)	2,117
7. Eddie Preston, 1976-79 (114 catches)	2,083
8. Joey Stockton, 1995-97 (96 catches)	2,057
9. Jake Gaebler, 2006-09 (168 catches)	1,924
10. Alan Mullins, 1982-85 (124 catches)	1,866

### TOUCHDOWN RECEPTIONS

1. <b>Taywan Taylor, 2013-Present</b>	<b>24</b>
2. Eddie Preston, 1976-79	22
3. Willie McNeal, 2010-14	21
Porter Williams, 1970-73	21
5. Jared Dangerfield, 2014-15	19
Curtis Hamilton, 2004-07	19
Jay Davis, 1968-71	19
8. Joey Stockton, 1995-97	17
9. <b>Nicholas Norris, 2013-Present</b>	<b>15</b>
10. Tyler Higbee, 2011-15	14
Keith Paskett, 1983-86	14
Alan Mullins, 1982-85	14

### RUSHING YARDS

1. Bobby Rainey, 2008-11 (895 atts)	4,542
2. Lerron Moore, 2003-06 (828 atts)	4,396
3. Willie Taggart, 1995-98 (721 atts)	3,997
4. Antwan Floyd, 1993-96 (697 atts)	3,775
5. Antonio Andrews, 2010-13 (618 atts)	3,674
6. Joe Arnold, 1985-88 (642 atts)	3,570
7. Dickie Moore, 1965-68 (607 atts)	3,560
8. Clarence Jackson, 1970-73 (519 atts)	2,584
9. Jimmy Woods, 1975-78 (612 atts)	2,479
10. <b>Leon Allen, 2012-Pres. (427 atts)</b>	<b>2,353</b>

# Top 10 CAREER RECORDS

## TOTAL OFFENSE, PLAYS

1. Brandon Doughty, 2011-15 (12,570 yds)	1,593
2. Jeff Cesarone, 1984-87 (7,852 yds)	1,545
3. Kawaun Jakes, 2009-2012 (8,112 yds)	1,456
4. Justin Haddix, 2003-06 (8,890 yds)	1,309
5. Willie Taggart, 1995-98 (7,270 yds)	1,141
6. Leo Peckenpaugh, 1970-73 (4,107 yds)	940
7. Bobby Rainey, 2008-11 (4,595 yds)	900
8. John Hall, 1977-80 (3,696 yds)	751

## TOTAL OFFENSE, YARDS

1. Brandon Doughty, 2011-15 (1,593 plays)	12,570
2. Justin Haddix, 2003-06 (1,309 plays)	8,890
3. Willie Taggart, 1995-98 (1,456 plays)	8,112
4. Jeff Cesarone, 1984-87 (1,545 plays)	7,852
5. Kawaun Jakes, 2009-2012 (1,104 plays)	5,766
6. Johnny Vance, 1966-69 (709 plays)	4,782
7. Bobby Rainey, 2008-11 (900 plays)	4,595
8. Eddie Thompson, 1991-93 (636 plays)	4,109

## POINTS SCORED

1. Garrett Schwettman, 2012-15 (PK)	398
2. Chris James, 2004-07 (PK)	298
3. Willie Taggart, 1995-98 (QB)	286
4. Peter Martinez, 2000-02 (PK)	279
5. Jeff Poisel, 1996-99 (PK)	263
6. Lerron Moore, 2003-06 (RB)	260
7. Clarence Jackson, 1970-73 (RB)	252
8. Dan Maher, 1985-88 (PK)	250
9. Bobby Rainey, 2008-11 (RB)	242
10. Dickie Moore, 1965-68 (RB)	203

## TOUCHDOWNS SCORED

1. Willie Taggart, 1995-98	47
2. Lerron Moore, 2003-06	43
3. Clarence Jackson, 1970-73	42
4. Bobby Rainey, 2008-11	40
5. Dickie Moore, 1965-68	34
6. Antonio Andrews, 2010-13	33
7. Joe Arnold, 1985-88	32
8. Antwan Floyd, 1993-96	27
Jim Vorhees, 1966-69	27
10. <b>Leon Allen, 2012-Present</b>	<b>26</b>
- <b>Taywan Taylor, 2013-Present</b>	<b>24</b>

## FIELD GOALS

1. Garrett Schwettman, 2012-15	54
2. Chris James, 2004-07	51
3. Peter Martinez, 2000-02	49
4. Dan Maher, 1985-88	47
5. Jeff Poisel, 1996-99	31
6. Matt Lange, 2002-03	23
7. Jim Griffiths, 1980-82	19
8. Chris Pino, 1990-93	17
9. Dave Betz, 1976-77	15
10. Casey Tinius, 2009-2011	14

## PATS MADE

1. Garrett Schwettman, 2012-15	236
2. Jeff Poisel, 1996-99	170
3. Chris James, 2004-07	145
4. Peter Martinez, 2000-02	132
5. Dan Maher, 1985-88	109
6. Steve Wilson, 1969-72	68
7. Casey Tinius, 2009-11	66
8. Tom Atwood, 1964-67	64
9. Chris Pino, 1990-93	61
Sam Clark, 1961-64	61

## CONSECUTIVE PATS MADE

1. Chris James, 9/11/04-9/29/07	119
2. Garrett Schwettman, 10/4/14-10/24/15	88
3. Garrett Schwettman, 10/11/12-11/2/13	59
4. Jeff Poisel, 9/6/97-9/12/98	55
5. Dan Maher, 10/17/87-12/3/88	54
6. Peter Martinez, 9/16/00-10/13/01	53
7. Matt Lange, 9/6/03-12/6/03	41
8. Steve Wilson, 11/8/69-11/21/70	40

## KICKOFF RETURN YARDS

1. Joey Stockton, 1994-97	2,302
2. Antonio Andrews, 2010-13	1,780
3. <b>Kylen Towner, 2014-Present</b>	<b>1,711</b>
4. Bobby Rainey, 2008-11	1,631
5. Willie McNeal, 2010-14	1,390
6. Dennis Mitchell, 2003-06	1,306
7. Joe Arnold, 1985-89	903
8. John Embree, 1970-73	884
9. Nate Jones, 1977-80	845
10. Davlin Mullen, 1979-82	833

## KICKOFF RETURNS

1. Joey Stockton, 1994-97	94
2. Antonio Andrews, 2010-13	70
3. <b>Kylen Towner, 2014-Present</b>	<b>68</b>
4. Willie McNeal, 2010-14	64
5. Bobby Rainey, 2008-11	63
6. Dennis Mitchell, 2003-06	62
7. Herb Davis, 1989-91	44
8. Joe Arnold, 1985-88	40
Nate Jones, 1977-80	40
Jim Sprinkle, 1965-68	40



# 2016 Opponent SCHEDULES

## RICE OWLS (0-3, 0-1 C-USA)

DATE	OPPONENT	TIME	TV/RESULT
<b>September</b>			
1	at WKU*	7 p.m.	L, 14-46
10	at Army	11 a.m.	L, 14-31
16	Baylor	7 p.m.	L, 10-38
24	North Texas	5 p.m.	-
<b>October</b>			
1	at Southern Miss*	6 p.m.	-
15	UTSA*	6 p.m.	beIN
22	Prairie View A&M	2:30 p.m.	-
29	at LA Tech*	6 p.m.	Campus Insiders
<b>November</b>			
5	Florida Atlantic*	2:30 p.m.	ESPN3
12	at Charlotte*	1 p.m.	Campus Insiders
19	UTEP*	11 a.m.	ESPN3
26	at Stanford	TBA	TBA

## ALABAMA CRIMSON TIDE (3-0)

DATE	OPPONENT	TIME	TV/RESULT
<b>September</b>			
3	vs. #20 USC (Dallas)	7 p.m.	W, 52-6
10	WKU	2:30 p.m.	W, 38-10
17	at Ole Miss*	2:30 p.m.	W, 48-43
24	Kent State	TBA	TBA
<b>October</b>			
1	Kentucky*	TBA	TBA
8	at Arkansas*	TBA	TBA
15	at Tennessee*	TBA	TBA
22	Texas A&M*	TBA	TBA
<b>November</b>			
5	at LSU*	TBA	TBA
12	Mississippi State*	TBA	TBA
19	Chattanooga	TBA	TBA
26	Auburn*	TBA	TBA

## MIAMI (OH) REDHAWKS (0-3)

DATE	OPPONENT	TIME	TV/RESULT
<b>September</b>			
3	at Iowa	2:30 p.m.	L, 21-45
10	Eastern Illinois	2:30 p.m.	L, 17-21
17	WKU	2:30 p.m.	L, 24-31
24	at Cincinnati	TBA	TBA
<b>October</b>			
1	Ohio*	1:30 p.m.	TBA
8	at Akron*	2:00 p.m.	TBA
15	Kent State*	TBA	TBA
22	at Bowling Green*	TBA	TBA
29	at Eastern Michigan*	TBA	TBA
<b>November</b>			
4	Central Michigan*	5 p.m.	CBSSN
12	at Buffalo*	TBA	TBA
22	Ball State*	6 p.m.	ESPN3

## VANDERBILT COMMODORES (1-2)

DATE	OPPONENT	TIME	TV/RESULT
<b>September</b>			
1	South Carolina*	7 p.m.	L, 10-13
10	Middle Tennessee	3 p.m.	W, 47-24
17	at Georgia Tech	11:30 a.m.	L, 7-38
24	at WKU	3:30 p.m.	CBSSN
<b>October</b>			
1	Florida*	TBA	TBA
8	at Kentucky*	TBA	TBA
15	at Georgia*	TBA	TBA
22	Tennessee State	TBA	TBA
<b>November</b>			
5	at Auburn*	TBA	TBA
12	at Mizzou*	TBA	TBA
19	Ole Miss*	TBA	TBA
26	Tennessee*	TBA	TBA

## HOUSTON BAPTIST HUSKIES (2-1)

DATE	OPPONENT	TIME	TV/RESULT
<b>September</b>			
1	at Central Arkansas*	6 p.m.	L, 13-56
10	Texas Southern	7 p.m.	W, 24-20
17	Abilene Christian*	7 p.m.	W, 27-24
24	Sam Houston State*	7 p.m.	FCS
<b>October</b>			
1	at WKU	6 p.m.	WKUSports.TV
15	Nicholls State*	7 p.m.	ESPN3
22	at Southeastern LA*	4 p.m.	-
29	at Lamar*	6 p.m.	ESPN3
<b>November</b>			
5	at UTEP	7 p.m.	CUSA.TV
12	Stephen F. Austin*	2 p.m.	ESPN3
17	at Incarnate Word*	7 p.m.	FCS

## LA TECH BULLDOGS (1-2)

DATE	OPPONENT	TIME	TV/RESULT
<b>September</b>			
3	at Arkansas	3 p.m.	L, 20-21
10	South Carolina State	6 p.m.	W, 53-24
17	at Texas Tech	6 p.m.	L, 45-59
24	at Middle Tennessee*	6 p.m.	ASN
<b>October</b>			
1	UTEP*	6 p.m.	ASN
6	WKU*	7 p.m.	CBSSN
15	at UMass	2:30 p.m.	ESPN3
22	at FIU*	6 p.m.	ESPN3
29	Rice*	6 p.m.	Campus Insiders
<b>November</b>			
5	at North Texas*	4:30 p.m.	ESPN3
12	UTSA*	2:30 p.m.	TBA
25	at Southern Miss*	TBA	ESPN TBA

## MIDDLE TENNESSEE BLUE RAIDERS (2-1)

DATE	OPPONENT	TIME	TV/RESULT
<b>September</b>			
3	Alabama A&M	6 p.m.	W, 55-0
10	at Vanderbilt	3 p.m.	L, 24-47
17	at Bowling Green	11 a.m.	W, 41-21
24	LA Tech*	6 p.m.	ASN
<b>October</b>			
1	at North Texas	6 p.m.	Campus Insiders
15	WKU*	1:30 p.m.	ESPN3
22	at Mizzou	TBA	TBA
29	at FIU*	6 p.m.	ESPN3
<b>November</b>			
5	UTSA*	1:30 p.m.	ESPN3
12	at Marshall*	6 p.m.	ASN
19	at Charlotte*	1 p.m.	ESPN3
26	Florida Atlantic	4:30 p.m.	beIN

## OLD DOMINION MONARCHS (1-2)

DATE	OPPONENT	TIME	TV/RESULT
<b>September</b>			
4	Hampton	5 p.m.	W, 54-21
10	at Appalachian State	2:30 p.m.	L, 7-31
17	at NC State	5 p.m.	L, 22-49
24	UTSA*	2:30 p.m.	WTVZ
<b>October</b>			
1	at Charlotte*	5 p.m.	CUSA.TV
8	UMass	5 p.m.	CUSA.TV
22	at WKU*	6 p.m.	ASN
29	at UTEP*	7 p.m.	CUSA.TV
<b>November</b>			
5	Marshall*	6 p.m.	ASN
12	Southern Miss*	2:30 p.m.	ASN
19	at Florida Atlantic*	5 p.m.	Campus Insiders
26	FIU*	2:30 p.m.	ESPN3

## FLORIDA ATLANTIC OWLS (1-2)

DATE	OPPONENT	TIME	TV/RESULT
<b>September</b>			
3	Southern Illinois	5 p.m.	W, 38-30
10	at #25 Miami	5 p.m.	L, 10-38
17	at Kansas State	1:30 p.m.	L, 7-63
24	Ball State	5 p.m.	TBA
<b>October</b>			
1	at FIU*	6 p.m.	beIN
8	Charlotte*	2:30 p.m.	CUSA.TV
15	at Marshall*	6 p.m.	ASN
29	WKU*	2:30 p.m.	ASN
<b>November</b>			
5	at Rice*	2:30 p.m.	ESPN3
12	UTEP*	5 p.m.	TBA
19	Old Dominion*	5 p.m.	Campus Insiders
26	at Middle Tennessee*	4:30 p.m.	beIN

## FIU PANTHERS (0-3)

DATE	OPPONENT	TIME	TV/RESULT
<b>September</b>			
1	Indiana	6:30 p.m.	L, 13-34
9	Maryland	6:30 p.m.	L, 14-41
17	at UMass	2:30 p.m.	L, 13-21
24	UCF	6 p.m.	beIN
<b>October</b>			
1	Florida Atlantic*	6 p.m.	beIN
8	at UTEP*	7 p.m.	TBA
15	at Charlotte*	5 p.m.	CUSA.TV
22	LA Tech*	6 p.m.	ESPN3
29	Middle Tennessee*	6 p.m.	ESPN3
<b>November</b>			
5	at WKU*	4:30 p.m.	beIN
19	Marshall*	6 p.m.	ASN
26	at Old Dominion*	2:30 p.m.	ESPN3

## NORTH TEXAS MEAN GREEN (1-2)

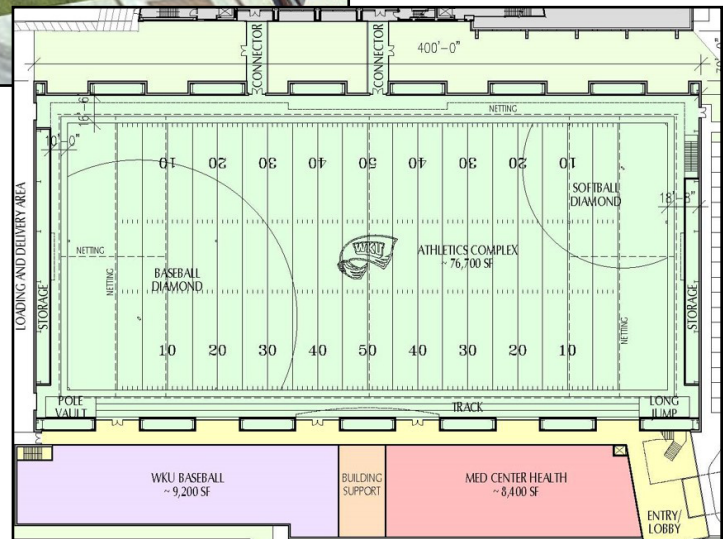

DATE	OPPONENT	TIME	TV/RESULT
<b>September</b>			
3	SMU	5 p.m.	L, 21-34
10	Bethune-Cookman	6 p.m.	W, 41-20
17	at Florida	6:30 p.m.	L, 0-32
24	at Rice*	5 p.m.	TBA
<b>October</b>			
1	Middle Tennessee*	6 p.m.	Campus Insiders
8	Marshall*	6 p.m.	ASN
22	at Army	11 a.m.	CBSSN
29	at UTSA*	6 p.m.	TBA
<b>November</b>			
5	LA Tech*	4:30 p.m.	ESPN3
12	at WKU*	2:30 p.m.	ESPN3
19	Southern Miss*	4:30 p.m.	beIN
26	at UTEP*	TBA	TBA

## MARSHALL THUNDERING HERD (1-1)

DATE	OPPONENT	TIME	TV/RESULT
<b>September</b>			
10	Morgan State	5 p.m.	W, 62-0
17	Akron	11 a.m.	L, 38-65
24	Louisville	7 p.m.	CBSSN
<b>October</b>			
1	at Pittsburgh	TBA	TBA
8	at North Texas*	6 p.m.	ASN
15	Florida Atlantic*	6 p.m.	ASN
22	Charlotte*	4:30 p.m.	beIN
29	at Southern Miss	6 p.m.	ASN
<b>November</b>			
5	at Old Dominion*	6 p.m.	ASN
12	Middle Tennessee*	6 p.m.	ASN
19	at FIU*	6 p.m.	ASN
26	WKU*	TBA	ESPN TBA

Coming Soon **IN 2018**

# The Med Center Health Sports Medicine Complex



## Key Features Include:

- Strategic partnership between Western Kentucky University and The Medical Center
- Project will cost an estimate \$22 million funded entirely by The Medical Center
- Construction is expected to begin January 2017
- 57,000 sq. ft. building to house The Medical Center Health sports medicine practice as well as WKU's baseball program on the first floor. WKU's Doctorate of Physical Therapy will be housed on the second floor
- 83,000 sq. ft indoor rehabilitation and training facility with full size football field, sprint lanes for track and training, netting for baseball, softball and golf



The Automated ScoreBook  
WKU Game Results (as of Sep 17, 2016)  
All games



Date	Opponent		Score	Overall	Conference	Time	Attend
* Sep 01, 2016	RICE	W	46-14	1-0	1-0	3:39	19286
Sep 10, 2016	at #1 Alabama	L	10-38	1-1	1-0	3:20	101821
Sep 17, 2016	at MIAMI	W	31-24	2-1	1-0	3:50	19822



The Automated ScoreBook  
 WKU Overall Team Statistics (as of Sep 17, 2016)  
 All games



Team Statistics	WKU	OPP
SCORING	87	76
Points Per Game	29.0	25.3
Points Off Turnovers	17	14
FIRST DOWNS	54	67
Rushing	13	21
Passing	36	37
Penalty	5	9
RUSHING YARDAGE	256	314
Yards gained rushing	339	437
Yards lost rushing	83	123
Rushing Attempts	87	110
Average Per Rush	2.9	2.9
Average Per Game	85.3	104.7
TDs Rushing	3	5
PASSING YARDAGE	1036	876
Comp-Att-Int	64-104-3	68-121-2
Average Per Pass	10.0	7.2
Average Per Catch	16.2	12.9
Average Per Game	345.3	292.0
TDs Passing	6	4
TOTAL OFFENSE	1292	1190
Total Plays	191	231
Average Per Play	6.8	5.2
Average Per Game	430.7	396.7
KICK RETURNS: #-Yards	10-343	14-254
PUNT RETURNS: #-Yards	6-61	3-17
INT RETURNS: #-Yards	2-0	3-63
KICK RETURN AVERAGE	34.3	18.1
PUNT RETURN AVERAGE	10.2	5.7
INT RETURN AVERAGE	0.0	21.0
FUMBLES-LOST	5-2	4-2
PENALTIES-Yards	19-216	33-233
Average Per Game	72.0	77.7
PUNTS-Yards	16-704	20-847
Average Per Punt	44.0	42.3
Net punt average	41.7	38.3
KICKOFFS-Yards	18-1086	15-911
Average Per Kick	60.3	60.7
Net kick average	42.1	31.2
TIME OF POSSESSION/Game	26:55	33:05
3RD-DOWN Conversions	11/37	21/49
3rd-Down Pct	30%	43%
4TH-DOWN Conversions	0/3	3/5
4th-Down Pct	0%	60%
SACKS BY-Yards	9-54	5-45
MISC YARDS	0	0
TOUCHDOWNS SCORED	10	10
FIELD GOALS-ATTEMPTS	5-7	2-4
ON-SIDE KICKS	0-0	0-1
RED-ZONE SCORES	(10-13) 77%	(8-10) 80%
RED-ZONE TOUCHDOWNS	(5-13) 38%	(6-10) 60%
PAT-ATTEMPTS	(10-10) 100%	(10-10) 100%
ATTENDANCE	19286	121643
Games/Avg Per Game	1/19286	2/60822
Neutral Site Games		0/0

Score by Quarters	1st	2nd	3rd	4th	OT	Total
WKU	19	28	16	24	0	87
Opponents	10	17	28	21	0	76



The Automated ScoreBook  
 WKU Overall Individual Statistics (as of Sep 17, 2016)  
 All games



Rushing	g	att	gain	loss	net	avg	td	lg	avg/g
BAKER, Quinton	3	33	173	21	152	4.6	1	39	50.7
WALES, Anthony	2	26	102	0	102	3.9	2	17	51.0
TRIGG, Marquez	3	11	31	1	30	2.7	0	14	10.0
TAYLOR, Taywan	3	1	16	0	16	16.0	0	16	5.3
NORRIS, N.	3	2	9	0	9	4.5	0	7	3.0
FERBY, D'Andre	1	1	1	0	1	1.0	0	1	1.0
FANT, Nacarius	3	2	3	5	-2	-1.0	0	3	-0.7
TEAM	2	3	0	4	-4	-1.3	0	0	-2.0
ECKELS, Drew	2	1	0	6	-6	-6.0	0	0	-3.0
FERGUSON, Tyler	2	1	0	15	-15	-15.0	0	0	-7.5
WHITE, Mike	3	6	4	31	-27	-4.5	0	4	-9.0
Total	3	87	339	83	256	2.9	3	39	85.3
Opponents	3	110	437	123	314	2.9	5	22	104.7

Passing	g	effic	comp	att	in	pct	yds	td	lg	avg/g
WHITE, Mike	3	167.19	54	86	2	62.8	920	5	87	306.7
FERGUSON, Tyler	2	119.69	8	13	0	61.5	90	0	35	45.0
ECKELS, Drew	2	249.47	2	3	0	66.7	26	1	24	13.0
FANT, Nacarius	3	-100.0	0	2	1	0.0	0	0	0	0.0
Total	3	158.48	64	104	3	61.5	1036	6	87	345.3
Opponents	3	124.61	68	121	2	56.2	876	4	70	292.0

Receiving	g	no.	yds	avg	td	lg	avg/g
NORRIS, N.	3	20	354	17.7	3	87	118.0
TAYLOR, Taywan	3	17	344	20.2	1	59	114.7
FANT, Nacarius	3	5	44	8.8	1	16	14.7
WALES, Anthony	2	5	43	8.6	0	26	21.5
DONATELL, S.	3	4	31	7.8	0	11	10.3
BAKER, Quinton	3	4	12	3.0	0	15	4.0
JACKSON, Lucky	3	3	99	33.0	1	54	33.0
JOHNSON, S.	3	3	55	18.3	0	35	18.3
BUSH, Will	1	1	35	35.0	0	35	35.0
TOWNER, Kylan	3	1	17	17.0	0	17	5.7
TRIGG, Marquez	3	1	2	2.0	0	2	0.7
Total	3	64	1036	16.2	6	87	345.3
Opponents	3	68	876	12.9	4	70	292.0

Punt Returns	no.	yds	avg	td	lg
FANT, Nacarius	6	61	10.2	1	48
Total	6	61	10.2	1	48
Opponents	3	17	5.7	0	13

Interceptions	no.	yds	avg	td	lg
SIMMONS, D.	1	0	0.0	0	0
JACKSON, AJ	1	0	0.0	0	0
Total	2	0	0.0	0	0
Opponents	3	63	21.0	1	55

Kick Returns	no.	yds	avg	td	lg
TOWNER, Kylan	8	318	39.8	0	79
FANT, Nacarius	2	25	12.5	0	24
Total	10	343	34.3	0	79
Opponents	14	254	18.1	0	36

Fumble Returns	no.	yds	avg	td	lg
Total	0	0	0.0	0	0
Opponents	0	0	0.0	0	0



**The Automated ScoreBook**  
**WKU Overall Individual Statistics (as of Sep 17, 2016)**  
**All games**



Scoring	td	fg	PAT			dx	saf	pts
			kick	rush	rcv pass			
NORRIS, N.	3	-	-	-	-	-	-	18
NUSS, Ryan	-	4-5	5-5	-	-	-	-	17
FANT, Nacarius	2	-	-	-	-	-	-	12
WALES, Anthony	2	-	-	-	-	-	-	12
SIMCOX, Skyler	-	1-2	5-5	-	-	-	-	8
JACKSON, Lucky	1	-	-	-	-	-	-	6
TAYLOR, Taywan	1	-	-	-	-	-	-	6
BAKER, Quinton	1	-	-	-	-	-	-	6
TEAM	-	-	-	-	-	-	1	2
Total	10	5-7	10-10	-	-	-	1	87
Opponents	10	2-4	10-10	-	-	-	-	76

Total Offense	g	plays	rush	pass	total	avg/g
WHITE, Mike	3	92	-27	920	893	297.7
BAKER, Quinton	3	33	152	0	152	50.7
WALES, Anthony	2	26	102	0	102	51.0
FERGUSON, Tyler	2	14	-15	90	75	37.5
TRIGG, Marquez	3	11	30	0	30	10.0
ECKELS, Drew	2	4	-6	26	20	10.0
TAYLOR, Taywan	3	1	16	0	16	5.3
NORRIS, N.	3	2	9	0	9	3.0
FERBY, D'Andre	1	1	1	0	1	1.0
FANT, Nacarius	3	4	-2	0	-2	-0.7
TEAM	2	3	-4	0	-4	-2.0
Total	3	191	256	1036	1292	430.7
Opponents	3	231	314	876	1190	396.7

Field Goals	fg	pct.	01-19	20-29	30-39	40-49	50-99	lg	blk
NUSS, Ryan	4-5	80.0	0-0	3-3	1-2	0-0	0-0	31	0
SIMCOX, Skyler	1-2	50.0	0-0	1-1	0-0	0-1	0-0	29	1

Punting	no.	yds	avg	lg	tb	fc	i2050+	blk
COLLINS, Jake	16	704	44.0	56	1	2	4	5
Total	16	704	44.0	56	1	2	4	5
Opponents	20	847	42.3	58	1	7	11	5

FG Sequence	WKU	Opponents
RICE	38,(29),(26),(31)	-
Alabama	(25),47	48,(36)
MIAMI	(26)	50,(30)

Kickoffs	no.	yds	avg	tb	ob	retn	net	ydln
RINELLA, Alex	15	906	60.4	3	0			
COLE, Josh	3	180	60.0	0	1			
Total	18	1086	60.3	3	1	118.1	42.1	22
Opponents	15	911	60.7	4	1	34.3	31.2	33

Numbers in (parentheses) indicate field goal was made.



The Automated ScoreBook  
WKU Overall Individual Statistics (as of Sep 17, 2016)  
All games



All Purpose	g	rush	rcv	pr	kr	ir	total	avg/g
NORRIS, N.	3	9	354	0	0	0	363	121.0
TAYLOR, Ta	3	16	344	0	0	0	360	120.0
TOWNER, K	3	0	17	0	318	0	335	111.7
BAKER, Quin	3	152	12	0	0	0	164	54.7
WALES, Anth	2	102	43	0	0	0	145	72.5
FANT, Nacari	3	-2	44	61	25	0	128	42.7
JACKSON, L	3	0	99	0	0	0	99	33.0
JOHNSON, S	3	0	55	0	0	0	55	18.3
BUSH, Will	1	0	35	0	0	0	35	35.0
TRIGG, Marq	3	30	2	0	0	0	32	10.7
DONATELL,	3	0	31	0	0	0	31	10.3
FERBY, D'An	1	1	0	0	0	0	1	1.0
TEAM	2	-4	0	0	0	0	-4	-2.0
ECKELS, Dre	2	-6	0	0	0	0	-6	-3.0
FERGUSON,	2	-15	0	0	0	0	-15	-7.5
WHITE, Mike	3	-27	0	0	0	0	-27	-9.0
Total	3	256	1036	61	343	0	1696	565.3
Opponents	3	314	876	17	254	63	1524	508.0



**The Automated ScoreBook**  
**WKU Overall Defensive Statistics (as of Sep 17, 2016)**  
**All games**



##	Defensive Leaders	gp	Tackles				Sacks no-yds	Pass defense			Fumbles		blkd	
			ua	a	tot	tfl/yds		int-yds	brup	qbh	rcv-yds	ff	kick	saf
2D	BROWN, Keith	3	13	12	25	2.0-10	1.0-7	.	.	.	1-0	.	.	.
6	MCCOLLUM, T.J.	3	12	10	22	.	.	.	.	1	.	1	.	.
31	LESTON, Branden	3	15	7	22	.	.	.	1	.	.	.	.	.
4	IYIEGBUNIWE, J.	3	11	5	16	4.0-20	2.5-18	.	.	1	.	1	.	.
7	BROWN, Joe	3	9	5	14	1.0-1	.	.	2	.	.	.	.	.
9	BRYANT, Omarius	3	5	6	11	4.5-26	3.0-20	.	.	2	.	.	.	.
24	DUCLOS, Devante	3	4	5	9	.	.	.	1	1	.	.	.	.
3	JOHNSON, Chris	3	5	4	9	2.0-5	2.0-5	.	.	.	.	.	.	.
1L	REEVES, Tanner	3	4	5	9	1.5-1	.	.	.	.	.	.	.	.
12	DAWSON, N.	3	7	1	8	1.0-1	.	.	.	2	1-0	.	.	.
42	OVERSTREET, D.	3	3	5	8	1.0-6	0.5-4	.	.	.	.	.	.	.
5	JOHNSON, Jason	3	5	3	8	.	.	.	.	.	.	.	.	.
28	GREENE, Drell	3	4	2	6	.	.	.	.	.	.	.	.	.
8	WARD, Marcus	2	4	2	6	.	.	.	2	.	.	.	.	.
54	BERTRAM, D.	3	.	5	5	.	.	.	.	.	.	.	.	.
25	WHYTE, Masai	1	4	1	5	.	.	.	.	.	.	.	.	.
34	DAVIS, Drew	3	3	2	5	.	.	.	.	.	.	.	.	.
29	JOHNSON, L.	3	3	2	5	.	.	.	4	1	.	.	.	.
50	MOBLEY, D.	3	1	3	4	.	.	.	.	.	.	.	.	.
44	HOLT, Ben	3	1	3	4	.	.	.	1	.	.	.	.	.
2R	ROUSH, Nathan	3	1	3	4	.	.	.	.	.	.	.	.	.
4D	GARDNER, Juwan	3	2	1	3	.	.	.	.	.	.	.	.	.
23	SIMMONS, D.	3	1	2	3	.	.	1-0	4	.	.	.	.	.
35	COFFEY, Nick	2	1	1	2	.	.	.	.	.	.	.	.	.
22	FARRIS, DeAndre	3	.	2	2	.	.	.	.	.	.	.	.	.
27	MIMS, Martavius	3	.	2	2	.	.	.	1	.	.	.	.	.
18	JOHNSON, S.	3	1	.	1	.	.	.	.	.	.	.	.	.
39	RINELLA, Alex	3	1	.	1	.	.	.	.	.	.	.	.	.
36	JACKSON, AJ	2	.	1	1	.	.	1-0	2	.	.	.	.	.
48	ROBINSON, K.	3	.	1	1	.	.	.	.	.	.	.	.	.
81	TOWNER, Kylen	3	.	1	1	.	.	.	.	.	.	.	.	.
TM	TEAM	2	.	.	.	.	.	.	.	.	.	.	.	1
96	LEWIS, Julien	3	.	.	.	.	.	.	.	1	.	.	.	.
Total		3	120	102	222	17-70	9-54	2-0	18	9	2-0	2	.	1
Opponents		3	103	88	191	15-70	5-45	3-63	12	7	2-0	5	1	.



## The Automated ScoreBook

### WKU Combined Team Statistics (as of Sep 17, 2016)

#### All games



Date	Opponent	Score	Att.
* Sep 01, 201	RICE	W 46-14	19286
Sep 10, 201	at #1 Alabama	L 10-38	101821
Sep 17, 201	at MIAMI	W 31-24	19822

Record:	Overall	Home	Away	Neutral
All games	2-1	1-0	1-1	0-0
Conference	1-0	1-0	0-0	0-0
Non-Conference	1-1	0-0	1-1	0-0

Rushing	g	att	gain	loss	net	avg	td	lg	avg/g
BAKER, Quinton	3	33	173	21	152	4.6	1	39	50.7
WALEs, Anthony	2	26	102	0	102	3.9	2	17	51.0
TRIGG, Marquez	3	11	31	1	30	2.7	0	14	10.0
TAYLOR, Taywan	3	1	16	0	16	16.0	0	16	5.3
NORRIS, N.	3	2	9	0	9	4.5	0	7	3.0
FERBY, D'Andre	1	1	1	0	1	1.0	0	1	1.0
Total	3	87	339	83	256	2.9	3	39	85.3
Opponents	3	110	437	123	314	2.9	5	22	104.7

Team Statistics	WKU	OPP
FIRST DOWNS	54	67
Rushing	13	21
Passing	36	37
Penalty	5	9
RUSHING YARDAGE	256	314
Rushing Attempts	87	110
Average Per Rush	2.9	2.9
Average Per Game	85.3	104.7
TDs Rushing	3	5
PASSING YARDAGE	1036	876
Comp-Att-Int	64-104-3	68-121-2
Average Per Pass	10.0	7.2
Average Per Catch	16.2	12.9
Average Per Game	345.3	292.0
TDs Passing	6	4
TOTAL OFFENSE	1292	1190
Average Per Play	6.8	5.2
Average Per Game	430.7	396.7
KICK RETURNS: #-Yards	10-343	14-254
PUNT RETURNS: #-Yards	6-61	3-17
INT RETURNS: #-Yards	2-0	3-63
FUMBLES-LOST	5-2	4-2
PENALTIES-Yards	19-216	33-233
PUNTS-AVG	16-44.0	20-42.3
TIME OF POSSESSION/G	26:55	33:05
3RD-DOWN Conversions	11/37	21/49
4TH-DOWN Conversions	0/3	3/5

Passing	g	effic	comp	att	int	pct	yds	td	lg	avg/g
WHITE, Mike	3	167.19	54-86-2	62.8	920	5	87	306.7		
FERGUSON, Tyler	2	119.69	8-13-0	61.5	90	0	35	45.0		
ECKELS, Drew	2	249.47	2-3-0	66.7	26	1	24	13.0		
FANT, Nacarius	3	-100.0	0-2-1	0.0	0	0	0	0.0		
Total	3	158.48	64-104-3	61.5	1036	6	87	345.3		
Opponents	3	124.61	68-121-2	56.2	876	4	70	292.0		

Interceptions	no.	yds	avg	td	lg
JACKSON, AJ	1	0	0.0	0	0
SIMMONS, D.	1	0	0.0	0	0

Receiving	g	no.	yds	avg	td	lg	avg/g
NORRIS, N.	3	20	354	17.7	3	87	118.0
TAYLOR, Taywan	3	17	344	20.2	1	59	114.7
FANT, Nacarius	3	5	44	8.8	1	16	14.7
WALEs, Anthony	2	5	43	8.6	0	26	21.5
DONATELL, S.	3	4	31	7.8	0	11	10.3
BAKER, Quinton	3	4	12	3.0	0	15	4.0
JACKSON, Lucky	3	3	99	33.0	1	54	33.0
JOHNSON, S.	3	3	55	18.3	0	35	18.3
BUSH, Will	1	1	35	35.0	0	35	35.0
TOWNER, Kylan	3	1	17	17.0	0	17	5.7
TRIGG, Marquez	3	1	2	2.0	0	2	0.7
Total	3	64	1036	16.2	6	87	345.3
Opponents	3	68	876	12.9	4	70	292.0

Punting	no.	yds	avg	lg	tb	fc	i20	50+	blk
COLLINS, Jake	16	704	44.0	56	1	2	4	5	0

Field Goals	fg	pct.	01-19	20-29	30-39	40-49	50-99	lg	blk
NUSS, Ryan	4-5	80.0	0-0	3-3	1-2	0-0	0-0	31	0
SIMCOX, Skyler	1-2	50.0	0-0	1-1	0-0	0-1	0-0	29	1

Punt Returns	no.	yds	avg	td	lg
FANT, Nacarius	6	61	10.2	1	48
Total	6	61	10.2	1	48
Opponents	3	17	5.7	0	13

Kick Returns	no.	yds	avg	td	lg
TOWNER, Kylan	8	318	39.8	0	79
FANT, Nacarius	2	25	12.5	0	24
Total	10	343	34.3	0	79
Opponents	14	254	18.1	0	36

Scoring	td	fg	PAT				dxp	saf	pts
			kick	rush	rcv	pass			
NORRIS, N.	3	-	-	-	-	-	-	18	
NUSS, Ryan	-	4-5	5-5	-	-	-	-	17	
WALEs, Anthony	2	-	-	-	-	-	-	12	
FANT, Nacarius	2	-	-	-	-	-	-	12	
SIMCOX, Skyler	-	1-2	5-5	-	-	-	-	8	
BAKER, Quinton	1	-	-	-	-	-	-	6	
TAYLOR, Taywan	1	-	-	-	-	-	-	6	
JACKSON, Lucky	1	-	-	-	-	-	-	6	
TEAM	-	-	-	-	-	-	1	2	
Total	10	5-7	10-10	-	-	-	1	87	
Opponents	10	2-4	10-10	-	-	-	-	76	

All Purpose	g	rush	rcv	pr	kr	ir	total	avg/g
NORRIS, N.	3	9	354	0	0	0	363	121.0
TAYLOR, Tay	3	16	344	0	0	0	360	120.0
TOWNER, Ky	3	0	17	0	318	0	335	111.7
BAKER, Quint	3	152	12	0	0	0	164	54.7
WALEs, Anth	2	102	43	0	0	0	145	72.5
Total	3	256	1036	61	343	0	1696	565.3
Opponents	3	314	876	17	254	63	1524	508.0

Score by Quarters	1st	2nd	3rd	4th	OT	Total
WKU	19	28	16	24	0	87
Opponents	10	17	28	21	0	76

Total Offense	g	plays	rush	pass	total	avg/g
WHITE, Mike	3	92	-27	920	893	297.7
BAKER, Quinton	3	33	152	0	152	50.7
WALEs, Anthony	2	26	102	0	102	51.0
FERGUSON, Tyler	2	14	-15	90	75	37.5
TRIGG, Marquez	3	11	30	0	30	10.0
Total	3	191	256	1036	1292	430.7
Opponents	3	231	314	876	1190	396.7

#	Defensive Leaders	gp	Tackles				tfl/yds	Sacks	Pass defense			Fumbles		blkd	
			ua	a	tot	tot			no-yds	int-yds	brup	qbh	rcv-yds	ff	kick
2D	BROWN, Keith	3	13	12	25	2.0-10	1.0-7	.	.	.	1-0	.	.	.	
6	MCCOLLUM, T.J.	3	12	10	22	.	.	1	.	.	.	1	.	.	
31	LESTON, Branden	3	15	7	22	.	.	1	.	.	.	.	.		
4	IYIEGBUNIWE, J.	3	11	5	16	4.0-20	2.5-18	.	.	.	.	1	.		
7	BROWN, Joe	3	9	5	14	1.0-1	.	.	2	.	.	.	.		
Total		3	120	102	222	17-70	9-54	2-0	18	9	2-0	2	1		
Opponents		3	103	88	191	15-70	5-45	3-63	12	7	2-0	5	1		



The Automated ScoreBook  
 WKU Team Game-by-Game (as of Sep 17, 2016)  
 All games



TEAM STATISTICS

Date	Opponent	Rushing				Receiving				Passing				Kick Returns				Punt Returns				tot off		
		no.	yds	td	lg	no.	yds	td	lg	cmp	att	int	yds	td	lg	no.	yds	td	lg	no.	yds		td	lg
Sep 01	RICE	30	97	2	39	26	552	3	87	26	35	0	552	3	87	3	111	0	54	2	-4	0	0	649
Sep 10	at Alabama	22	23	0	16	19	216	1	59	19	38	2	216	1	59	3	61	0	22	2	13	0	13	239
Sep 17	at MIAMI	35	136	1	28	19	268	2	53	19	31	1	268	2	53	4	171	0	79	2	52	1	48	404
Opponents		87	256	3	39	64	1036	6	87	64	104	3	1036	6	87	10	343	0	79	6	61	1	48	1292
Opponents		110	314	5	22	68	876	4	70	68	121	2	876	4	70	14	254	0	36	3	17	0	13	1190

Games: 3 • Avg/rush: 2.9 • Avg/catch: 16.2 • Pass effic: 158.48 • KR avg: 34.3 • PR avg: 10.2 • All purpose avg/game: 565.3 • Total offense

Date	Opponent	Tackles				Sacks no-yds	Fumble ff fr-yds	Pass Defense				blkd kick	PAT Attempts			off		
		ua	a	total	tfl-yds			int-yds	qbh	brup	kick		kick	rush	rcv	saf	t/o	pts
Sep 0	RICE	30	46	76	5.0-12	0.0-0	1	0-0	2-0	1	7	0	5-5	0	0	1	7	46
Sep 1	at Alabama	47	32	79	2.0-15	2.0-15	0	1-0	0-0	5	3	0	1-1	0	0	0	7	10
Sep 1	at MIAMI	43	24	67	10.0-43	7.0-39	1	1-0	0-0	3	8	0	4-4	0	0	0	3	31
Opponents		120	102	222	17.0-70	9.0-54	2	2-0	2-0	9	18	0	10-10	0	0	1	17	87
Opponents		103	88	191	15.0-70	5.0-45	5	2-0	3-63	7	12	1	10-10	0	0	0	14	76

Date	Opponent	Punting								Field Goals			Kickoffs					
		no.	yds	avg	long	blkd	tb	fc	50+	i20	md-att	long	blkd	no.	yds	avg	tb	ob
Sep 0	RICE	2	95	47.5	56	0	0	1	1	1	3-4	31	0	9	538	59.8	2	1
Sep 1	at Alabama	8	376	47.0	54	0	1	1	3	1	1-2	25	1	3	193	64.3	0	0
Sep 1	at MIAMI	6	233	38.8	55	0	0	0	1	2	1-1	26	0	6	355	59.2	1	0
Opponents		16	704	44.0	56	0	1	2	5	4	5-7	31	1	18	1086	60.3	3	1
Opponents		20	847	42.3	58	0	1	7	5	11	2-4	36	0	15	911	60.7	4	1



The Automated ScoreBook  
 WKU Opponent Game-by-Game (as of Sep 17, 2016)  
 All games



OPPONENT STATISTICS

Date	Opponent	Rushing				Receiving				Passing				Kick Returns				Punt Returns				tot off		
		no.	yds	td	lg	no.	yds	td	lg	cmp	att	int	yds	td	lg	no.	yds	td	lg	no.	yds		td	lg
Sep 01	RICE	33	105	2	22	23	186	0	26	23	38	2	186	0	26	6	89	0	22	1	2	0	2	291
Sep 10	at Alabama	39	124	2	14	25	351	2	52	25	42	0	351	2	52	3	63	0	24	2	15	0	13	475
Sep 17	at MIAMI	38	85	1	20	20	339	2	70	20	41	0	339	2	70	5	102	0	36	0	0	0	0	424
WKU		110	314	5	22	68	876	4	70	68	121	2	876	4	70	14	254	0	36	3	17	0	13	1190
WKU		87	256	3	39	64	1036	6	87	64	104	3	1036	6	87	10	343	0	79	6	61	1	48	1292

Games: 3 • Avg/rush: 2.9 • Avg/catch: 12.9 • Pass effic: 124.61 • KR avg: 18.1 • PR avg: 5.7 • All purpose avg/game: 508.0 • Total offense a

Date	Opponent	Tackles				Sacks no-yds	Fumble ff fr-yds	Pass Defense				blkd kick	PAT Attempts			off							
		ua	a	total	tfl-yds			int-yds	qbh	brup	kick		kick	rush	rcv	saf	t/o	pts					
Sep 0	RICE	33	40	73	3.0-11	0.0-0	0	0-0	0	0	0	3	0	2	2	0	0	0	0	0	0	0	14
Sep 1	at Alabama	32	24	56	5.0-40	4.0-39	2	0-0	2	6	6	5	1	5	5	0	0	0	0	0	0	14	38
Sep 1	at MIAMI	38	24	62	7.0-19	1.0-6	3	2-0	1	2	1	4	0	3	3	0	0	0	0	0	0	0	24
WKU		103	88	191	15.0-70	5.0-45	5	2-0	3	6	7	12	1	10	10	0	0	0	0	0	14	76	
WKU		120	102	222	17.0-70	9.0-54	2	2-0	2	0	9	18	0	10	10	0	0	0	1	17	87		

Date	Opponent	Punting							Field Goals			Kickoffs						
		no.	yds	avg	long	blkd	tb	fc	50+	i20	md-att	long	blkd	no.	yds	avg	tb	ob
Sep 0	RICE	7	313	44.7	53	0	0	2	3	5	0-0	0	0	4	251	62.8	0	1
Sep 1	at Alabama	5	232	46.4	58	0	0	2	2	3	1-2	36	0	7	447	63.9	4	0
Sep 1	at MIAMI	8	302	37.8	47	0	1	3	0	3	1-2	30	0	4	213	53.2	0	0
WKU		20	847	42.3	58	0	1	7	5	11	2-4	36	0	15	911	60.7	4	1
WKU		16	704	44.0	56	0	1	2	5	4	5-7	31	1	18	1086	60.3	3	1



**The Automated ScoreBook**  
**WKU By-Quarter Statistics (as of Sep 17, 2016)**  
**All games**



3rd-Down Conversions

Date	Opponent	Score	Overall		1st Qtr		2nd Qtr		3rd Qtr		4th Qtr		Overtime	
Sep 01, 201	RICE	46-14	3-10	30.0	1-3	33.3	1-2	50.0	1-3	33.3	0-2	0.0		
Sep 10, 201	at Alabama	L 10-38	6-16	37.5	0-3	0.0	3-6	50.0	0-2	0.0	3-5	60.0		
Sep 17, 201	at MIAMI	31-24	2-11	18.2	1-3	33.3	1-3	33.3	0-3	0.0	0-2	0.0		
	WKU		11-37	29.7	2-9	22.2	5-11	45.5	1-8	12.5	3-9	33.3	0-0	0.0
	Opponents		21-49	42.9	4-14	28.6	3-11	27.3	5-10	50.0	9-14	64.3	0-0	0.0

4th-Down Conversions

Date	Opponent	Score	Overall		1st Qtr		2nd Qtr		3rd Qtr		4th Qtr		Overtime	
Sep 01, 201	RICE	46-14	0-1	0.0	0-1	0.0	0-0	0.0	0-0	0.0	0-0	0.0		
Sep 10, 201	at Alabama	L 10-38	0-1	0.0	0-0	0.0	0-0	0.0	0-0	0.0	0-1	0.0		
Sep 17, 201	at MIAMI	31-24	0-1	0.0	0-0	0.0	0-1	0.0	0-0	0.0	0-0	0.0		
	WKU		0-3	0.0	0-1	0.0	0-1	0.0	0-0	0.0	0-1	0.0	0-0	0.0
	Opponents		3-5	60.0	0-1	0.0	0-0	0.0	2-2	100.0	1-2	50.0	0-0	0.0

Time of Possession

Date	Opponent	Score	Overall	1st Qtr	2nd Qtr	3rd Qtr	4th Qtr	Overtime
Sep 01, 201	RICE	46-14	32:15	6:45	7:59	9:55	7:36	
Sep 10, 201	at Alabama	L 10-38	24:16	3:22	9:41	4:15	6:58	
Sep 17, 201	at MIAMI	31-24	24:15	7:08	6:39	6:06	4:22	
	WKU	Total	80:46	17:15	24:19	20:16	18:56	0:00
		Avg.	26:55	5:45	8:06	6:45	6:18	0:00
	Opponents	Total	99:14	27:45	20:41	24:44	26:04	0:00
		Avg.	33:04	9:15	6:53	8:14	8:41	0:00



**The Automated ScoreBook**  
**WKU Red-Zone Results (as of Sep 17, 2016)**  
**All games**



WKU Inside Opponent Red-Zone

Date	Opponent	Score	Times In RZ	Times Score	Total Pts	Rush			Pass	FGs	Failed to score inside RZ					
						TDs	TDs	TDs	TDs	Made	FGA	Dow	Int	Fum	Half	Gam
Sep 01, 201	RICE	46-14	8	7	37	4	2	2	2	3	1	0	0	0	0	0
Sep 10, 201	at Alabama	L 10-38	1	1	3	0	0	0	0	1	0	0	0	0	0	0
Sep 17, 201	at MIAMI	31-24	4	2	10	1	1	0	0	1	0	1	0	1	0	0
Totals			13	10	50	5	3	2	2	5	1	1	0	1	0	0
10 of 13 (76.9%)																

Opponents Inside WKU Red-Zone

Date	Opponent	Score	Times In RZ	Times Score	Total Pts	Rush			Pass	FGs	Failed to score inside RZ					
						TDs	TDs	TDs	TDs	Made	FGA	Dow	Int	Fum	Half	Gam
Sep 01, 201	RICE	46-14	2	1	7	1	1	0	0	0	0	0	1	0	0	0
Sep 10, 201	at Alabama	L 10-38	5	5	31	4	2	2	2	1	0	0	0	0	0	0
Sep 17, 201	at MIAMI	31-24	3	2	10	1	1	0	0	1	0	1	0	0	0	0
Totals			10	8	48	6	4	2	2	2	0	1	1	0	0	0
8 of 10 (80.0%)																



The Automated ScoreBook  
WKU Game Superlatives (as of Sep 17, 2016)  
All games



INDIVIDUAL GAME HIGHS

Rushes	20	BAKER, Quinton at MIAMI (Sep 17, 2016)
Yards Rushing	103	BAKER, Quinton at MIAMI (Sep 17, 2016)
TD Rushes	2	WALES, Anthony vs RICE (Sep 01, 2016)
Long Rush	39	BAKER, Quinton vs RICE (Sep 01, 2016)
Pass attempts	31	WHITE, Mike vs RICE (Sep 01, 2016)
	31	WHITE, Mike at MIAMI (Sep 17, 2016)
Pass completions	25	WHITE, Mike vs RICE (Sep 01, 2016)
Yards Passing	517	WHITE, Mike vs RICE (Sep 01, 2016)
TD Passes	3	WHITE, Mike vs RICE (Sep 01, 2016)
Long Pass	87	WHITE, Mike vs RICE (Sep 01, 2016)
Receptions	11	NORRIS, N. at MIAMI (Sep 17, 2016)
Yards Receiving	187	NORRIS, N. at MIAMI (Sep 17, 2016)
TD Receptions	2	NORRIS, N. vs RICE (Sep 01, 2016)
Long Reception	87	NORRIS, N. vs RICE (Sep 01, 2016)
Field Goals	2	NUSS, Ryan vs RICE (Sep 01, 2016)
Long Field Goal	31	NUSS, Ryan vs RICE (Sep 01, 2016)
Punts	8	COLLINS, Jake at Alabama (Sep 10, 2016)
Punting Avg	47.5	COLLINS, Jake vs RICE (Sep 01, 2016)
Long Punt	56	COLLINS, Jake vs RICE (Sep 01, 2016)
Punts inside 20	2	COLLINS, Jake at MIAMI (Sep 17, 2016)
Long Punt Return	48	FANT, Nacarius at MIAMI (Sep 17, 2016)
Long Kickoff Return	79	TOWNER, Kylen at MIAMI (Sep 17, 2016)
Tackles	12	MCCOLLUM, T.J. vs RICE (Sep 01, 2016)
	12	BROWN, Keith at MIAMI (Sep 17, 2016)
Sacks	2.0	JOHNSON, Chris at MIAMI (Sep 17, 2016)
	2.0	BRYANT, Omarius at MIAMI (Sep 17, 2016)
Tackles For Loss	2.0	JOHNSON, Chris at MIAMI (Sep 17, 2016)
	2.0	IYIEGBUNIWE, J. at MIAMI (Sep 17, 2016)
	2.0	BRYANT, Omarius at MIAMI (Sep 17, 2016)
Interceptions	1	SIMMONS, D. vs RICE (Sep 01, 2016)
	1	JACKSON, AJ vs RICE (Sep 01, 2016)



The Automated ScoreBook  
WKU Game Superlatives (as of Sep 17, 2016)  
All games



TEAM GAME HIGHS

Rushes	35	at MIAMI (Sep 17, 2016)
Yards Rushing	136	at MIAMI (Sep 17, 2016)
Yards Per Rush	3.9	at MIAMI (Sep 17, 2016)
TD Rushes	2	vs RICE (Sep 01, 2016)
Pass attempts	38	at Alabama (Sep 10, 2016)
Pass completions	26	vs RICE (Sep 01, 2016)
Yards Passing	552	vs RICE (Sep 01, 2016)
Yards Per Pass	15.8	vs RICE (Sep 01, 2016)
TD Passes	3	vs RICE (Sep 01, 2016)
Total Plays	66	at MIAMI (Sep 17, 2016)
Total Offense	649	vs RICE (Sep 01, 2016)
Yards Per Play	10.0	vs RICE (Sep 01, 2016)
Points	46	vs RICE (Sep 01, 2016)
Sacks By	7	at MIAMI (Sep 17, 2016)
First Downs	23	vs RICE (Sep 01, 2016)
Penalties	9	at MIAMI (Sep 17, 2016)
Penalty Yards	126	at MIAMI (Sep 17, 2016)
Turnovers	3	at MIAMI (Sep 17, 2016)
Interceptions By	2	vs RICE (Sep 01, 2016)
Punts	8	at Alabama (Sep 10, 2016)
Punting Avg	47.5	vs RICE (Sep 01, 2016)
Long Punt	56	vs RICE (Sep 01, 2016)
Punts inside 20	2	at MIAMI (Sep 17, 2016)
Long Punt Return	48	at MIAMI (Sep 17, 2016)



**The Automated ScoreBook**  
**WKU Game Superlatives (as of Sep 17, 2016)**  
**All games**



**OPPONENT INDIVIDUAL GAME HIGHS**

Rushes	14	YOUNG, Kenny, at MIAMI (Sep 17, 2016)
	14	BAHL, Billy, at MIAMI (Sep 17, 2016)
Yards Rushing	85	STEHLING, Tyler, vs RICE (Sep 01, 2016)
TD Rushes	1	DAVIS, Jowan, vs RICE (Sep 01, 2016)
	1	STEHLING, Tyler, vs RICE (Sep 01, 2016)
	1	Bo Scarbrough, at Alabama (Sep 10, 2016)
	1	B.J. Emmons, at Alabama (Sep 10, 2016)
	1	BAHL, Billy, at MIAMI (Sep 17, 2016)
Long Rush	22	STEHLING, Tyler, vs RICE (Sep 01, 2016)
Pass attempts	41	BAHL, Billy, at MIAMI (Sep 17, 2016)
Pass completions	23	STEHLING, Tyler, vs RICE (Sep 01, 2016)
	23	Jalen Hurts, at Alabama (Sep 10, 2016)
Yards Passing	339	BAHL, Billy, at MIAMI (Sep 17, 2016)
TD Passes	2	Jalen Hurts, at Alabama (Sep 10, 2016)
	2	BAHL, Billy, at MIAMI (Sep 17, 2016)
Long Pass	70	BAHL, Billy, at MIAMI (Sep 17, 2016)
Receptions	9	Calvin Ridley, at Alabama (Sep 10, 2016)
Yards Receiving	136	GARDNER, James, at MIAMI (Sep 17, 2016)
TD Receptions	1	Calvin Ridley, at Alabama (Sep 10, 2016)
	1	A. Stewart, at Alabama (Sep 10, 2016)
	1	GARDNER, James, at MIAMI (Sep 17, 2016)
	1	MARTIN, Sam, at MIAMI (Sep 17, 2016)
Long Reception	70	GARDNER, James, at MIAMI (Sep 17, 2016)
Field Goals	1	Adam Griffith, at Alabama (Sep 10, 2016)
	1	DOWD, Nick, at MIAMI (Sep 17, 2016)
Long Field Goal	36	Adam Griffith, at Alabama (Sep 10, 2016)
Punts	8	MARTIN, Justin, at MIAMI (Sep 17, 2016)
Punting Avg	46.4	JK Scott, at Alabama (Sep 10, 2016)
Long Punt	58	JK Scott, at Alabama (Sep 10, 2016)
Punts inside 20	5	FOX, Jack, vs RICE (Sep 01, 2016)
Long Punt Return	13	Trevon Diggs, at Alabama (Sep 10, 2016)
Long Kickoff Return	36	THOMAS, Maurice, at MIAMI (Sep 17, 2016)
Tackles	10	REID, Tony, at MIAMI (Sep 17, 2016)
Sacks	1.0	C. Miller, at Alabama (Sep 10, 2016)
	1.0	D. Tomlinson, at Alabama (Sep 10, 2016)
	1.0	Jonathan Allen, at Alabama (Sep 10, 2016)
	1.0	JONES, JT, at MIAMI (Sep 17, 2016)
Tackles For Loss	3.0	KOENIG, Brad, at MIAMI (Sep 17, 2016)
Interceptions	1	Eddie Jackson, at Alabama (Sep 10, 2016)
	1	Ronnie Harrison, at Alabama (Sep 10, 2016)
	1	MONTGOMERY, D., at MIAMI (Sep 17, 2016)



The Automated ScoreBook  
WKU Game Superlatives (as of Sep 17, 2016)  
All games



OPPONENT TEAM GAME HIGHS

Rushes	39	at Alabama (Sep 10, 2016)
Yards Rushing	124	at Alabama (Sep 10, 2016)
Yards Per Rush	3.2	vs RICE (Sep 01, 2016)
TD Rushes	2	vs RICE (Sep 01, 2016)
	2	at Alabama (Sep 10, 2016)
Pass attempts	42	at Alabama (Sep 10, 2016)
Pass completions	25	at Alabama (Sep 10, 2016)
Yards Passing	351	at Alabama (Sep 10, 2016)
Yards Per Pass	8.4	at Alabama (Sep 10, 2016)
TD Passes	2	at Alabama (Sep 10, 2016)
	2	at MIAMI (Sep 17, 2016)
Total Plays	81	at Alabama (Sep 10, 2016)
Total Offense	475	at Alabama (Sep 10, 2016)
Yards Per Play	5.9	at Alabama (Sep 10, 2016)
Points	38	at Alabama (Sep 10, 2016)
Sacks By	4	at Alabama (Sep 10, 2016)
First Downs	23	at Alabama (Sep 10, 2016)
	23	at MIAMI (Sep 17, 2016)
Penalties	12	at Alabama (Sep 10, 2016)
Penalty Yards	87	at MIAMI (Sep 17, 2016)
Turnovers	2	vs RICE (Sep 01, 2016)
Interceptions By	2	at Alabama (Sep 10, 2016)
Punts	8	at MIAMI (Sep 17, 2016)
Punting Avg	46.4	at Alabama (Sep 10, 2016)
Long Punt	58	at Alabama (Sep 10, 2016)
Punts inside 20	5	vs RICE (Sep 01, 2016)
Long Punt Return	13	at Alabama (Sep 10, 2016)



The Automated ScoreBook  
WKU Games Played (as of Sep 19, 2016)  
All games



##	PLAYER	GP-GS	RICE	UA	MIAMI
30	BAKER, Quinton	3/-	XXX	XXX	XXX
54	BERTRAM, D.	3/1	XXX	XXX	START
7	BROWN, Joe	3/3	START	START	START
2D	BROWN, Keith	3/3	START	START	START
17	BROWN, Stephon	3/-	XXX	XXX	XXX
9	BRYANT, Omarius	3/3	START	START	START
13	BUSH, Will	1/-	XXX	...	...
35	COFFEY, Nick	2/-	...	XXX	XXX
86	COLE, Josh	1/-	XXX	...	...
49	COLLINS, Jake	3/-	XXX	XXX	XXX
34	DAVIS, Drew	3/-	XXX	XXX	XXX
12	DAWSON, N.	3/1	XXX	XXX	START
87	DONATELL, S.	3/-	XXX	XXX	XXX
47	DOWLING, Nolan	3/-	XXX	XXX	XXX
24	DUCLOS, Devante	3/-	XXX	XXX	XXX
4Q	ECKELS, Drew	2/-	...	XXX	XXX
64	EDWARDS, Dennis	3/2	START	START	XXX
1	FANT, Nacarius	3/2	START	START	XXX
22	FARRIS, DeAndre	3/-	XXX	XXX	XXX
32	FERBY, D'Andre	1/-	XXX	...	...
7Q	FERGUSON, Tyler	2/-	XXX	XXX	...
4D	GARDNER, Juwan	3/-	XXX	XXX	XXX
28	GREENE, Drell	3/1	XXX	XXX	START
70	HALPIN, Max	3/3	START	START	START
44	HOLT, Ben	3/1	XXX	XXX	START
99	HORTON, Ty'Ron	2/-	XXX	XXX	...
68	HOWELL, Parker	1/-	...	XXX	...
4	IYIEGBUNIWE, J.	3/3	START	START	START
36	JACKSON, AJ	2/-	XXX	XXX	...
11	JACKSON, Lucky	3/-	XXX	XXX	XXX
3	JOHNSON, Chris	3/3	START	START	START
5	JOHNSON, Jason	3/-	XXX	XXX	XXX
29	JOHNSON, L.	3/1	XXX	XXX	START
18	JOHNSON, S.	3/3	START	START	START
76	LAMP, Forrest	3/3	START	START	START
31	LESTON, Branden	3/3	START	START	START
96	LEWIS, Julien	3/-	XXX	XXX	XXX
79	MANLEY, Joe	1/-	...	...	XXX
89	MAXWELL, D.	3/1	XXX	XXX	START
6	MCCOLLUM, T.J.	3/3	START	START	START
27	MIMS, Martavius	3/-	XXX	XXX	XXX
50	MOBLEY, D.	3/-	XXX	XXX	XXX
69	NORD, Matt	3/-	XXX	XXX	XXX
15	NORRIS, N.	3/2	START	START	XXX
37	NUSS, Ryan	3/-	XXX	XXX	XXX
42	OVERSTREET, D.	3/3	START	START	START
51	RAY, Brandon	3/3	START	START	START



The Automated ScoreBook  
WKU Games Played (as of Sep 19, 2016)  
All games



##	PLAYER	GP-GS	RICE	UA	MIAMI
1L	REEVES, Tanner	3/2	START	START	XXX
73	REYNOLDS, C.	1/-	...	XXX	...
39	RINELLA, Alex	3/-	XXX	XXX	XXX
48	ROBINSON, K.	3/-	XXX	XXX	XXX
2R	ROUSH, Nathan	3/-	XXX	XXX	XXX
56	SAYNER, Evan	3/-	XXX	XXX	XXX
71	SCAIFE, R.J.	1/-	...	XXX	...
88	SIMCOX, Skyler	3/-	XXX	XXX	XXX
23	SIMMONS, D.	3/2	START	START	XXX
75	SIMS, Jimmie	3/-	XXX	XXX	XXX
2	TAYLOR, Taywan	3/3	START	START	START
81	TOWNER, Kylan	3/-	XXX	XXX	XXX
50	TRIGG, Marquez	3/1	XXX	XXX	START
41	VAUGHAN, Blair	3/-	XXX	XXX	XXX
20	WALES, Anthony	2/2	START	START	...
8	WARD, Marcus	2/2	START	START	...
14	WHITE, Mike	3/3	START	START	START
25	WHYTE, Masai	1/-	...	XXX	...
95	WIGGINS, Heath	2/-	...	XXX	XXX
62	WILLIAMS, D.	3/3	START	START	START
19	YELDER, Deon	3/-	XXX	XXX	XXX